



2010-11 NOTRE DAME MEN'S BASKETBALL



ATHLETIC MEDIA RELATIONS: Joyce Center Room 112 Notre Dame, IN 46556 Fax: (574) 631-7941
 MEDIA RELATIONS CONTACTS: Bernadette Cafarelli o: (574) 631-8458 c: (574) 532-0249 cafarelli.1@nd.edu
 Sean Carroll o: (574) 631-2664 c: (574) 340-2177 carroll.64@nd.edu

2010-11 Schedule

| Date | Opponent | Time |
|--|--|----------------|
| 11/1 | MARIAN UNIVERSITY [^] | W, 85-52 |
| 11/6 | CATHOLIC UNIVERSITY [^] | W, 72-47 |
| 11/12 | GEORGIA SOUTHERN | W, 98-61 |
| 11/14 | LIBERTY | W, 72-51 |
| 11/17 | CHICAGO STATE | W, 102-62 |
| 11/22 | MAINE | W, 97-72 |
| <i>Old Spice Classic (Orlando, Fla.)</i> | | |
| 11/25 | vs. Georgia (ESPN2) | W, 89-83 (2ot) |
| 11/26 | vs. California (ESPN2) | W, 57-44 |
| 11/28 | vs. Wisconsin (ESPN2) | W, 58-51 |
| 11/30 | (25/-) INDIANA STATE | W, 81-72 |
| 12/8 | (23/23) vs. Kentucky! (ESPN) (17/16) | L, 58-72 |
| 12/11 | (23/23) GONZAGA (ESPN2) | W, 83-79 |
| 12/19 | (24/23) STONY BROOK (ESPNU) | W, 88-62 |
| 12/22 | (22/20) UMBC | W, 93-53 |
| 12/29 | (15/15) GEORGETOWN* (9/9) (ESPN2) | W, 69-55 |
| 1/1 | (15/15) at Syracuse* (5/5) (ESPNU) | L, 58-70 |
| 1/4 | (14/15) CONNECTICUT* (8/9) (BEN) | W, 73-70 |
| 1/8 | (14/15) ST. JOHN'S* (ESPNU) | W, 76-61 |
| 1/10 | (9/11) at Marquette* (ESPN2) | L, 57-79 |
| 1/16 | (9/11) at St. John's* (BEN) | L, 54-72 |
| 1/19 | (16/16) CINCINNATI* (25/-) (ESPN2) | W, 66-58 |
| 1/22 | (16/16) MARQUETTE* (BEN) | W, 80-75 |
| 1/24 | (15/14) at Pittsburgh* (2/2) (ESPN) | W, 56-51 |
| 2/3 | (9/8) at DePaul* (ESPN) | W, 83-58 |
| 2/6 | (9/8) RUTGERS* (BEN) | W, 76-69 |
| 2/9 | (8/7) LOUISVILLE* (16/15) (ESPNU) | W, 89-79(ot) |
| 2/12 | (8/7) at USF* (BEN) | Noon |
| 2/19 | at West Virginia* (CBS) | 1:00 p.m. |
| 2/23 | at Providence* | 7:00 p.m. |
| 2/26 | SETON HALL* (ESPNU) | 7:00 p.m. |
| 2/28 | VILLANOVA* (ESPN) | 7:00 p.m. |
| 3/5 | at Connecticut* (ESPN/ESPN2) | 2:00 p.m. |
| 3/8-12 | BIG EAST Championship (ESPN) (Madison Square Garden; New York City) | |
| 3/15-20 | NCAA First-Third Rounds | |
| 3/24-27 | NCAA Championship Regionals | |
| 4/2 | NCAA Final Four-Semifinals (Houston, Texas) | |
| 4/4 | NCAA Final Four-Final (Houston, Texas) | |

[^] - Exhibition Game

! - BIG EAST/SEC Invitational (Louisville, Ky.)

* - BIG EAST Conference Game

Home events in **BOLD CAPS**

All times Eastern

Game 25 • Saturday, February 12 • Noon (EST)

Sun Dome (10,411)

Tampa, Fla.



Vs.



#8/7 Notre Dame Fighting Irish

Record: 20-4, 9-3

H: 15-0; A: 2-3; N: 3-1

Notre Dame Leads Series 6-1

USF Bulls

Record: 8-17, 2-10

H: 7-6; A: 0-10; N: 1-1

TV: **BIG EAST Network/WMYS Ch. 69 (South Bend)/ESPN3.com**
 Eamon McAnaney (play-by-play)
 Bob Wenzel (analyst)

Radio: **Affiliate listings on page 10; Broadcast also on UND.com**
 Jack Nolan (play-by-play)
 Jordan Cornette (analyst)

NOTRE DAME PROBABLE STARTING LINEUP

2010-11 Statistics

| No. | Player | Pos | Ht. | Wt. | Yr. | PPG | RPG | APG |
|-----|----------------|-----|-----|-----|-----|------|-----|-----|
| 1 | Tyrone Nash | F | 6-8 | 232 | Sr. | 9.6 | 5.8 | 2.6 |
| 21 | Tim Abromaitis | F | 6-8 | 235 | Sr. | 14.4 | 6.5 | 1.8 |
| 34 | Carleton Scott | F | 6-8 | 218 | Sr. | 11.8 | 6.7 | 2.1 |
| 14 | Scott Martin | G | 6-8 | 219 | Sr. | 10.1 | 4.9 | 1.9 |
| 23 | Ben Hansbrough | G | 6-3 | 206 | Sr. | 17.5 | 3.8 | 4.0 |

IRISH TAKE SIX-GAME WIN STREAK TO USF FOR SATURDAY SHOWDOWN

- #8/7 Notre Dame (20-4, 9-3) will head to Tampa to face USF (8-17, 2-10) on Saturday. Tip-off is slated for noon (ET) inside the Sun Dome. This is the only regular-season meeting between the two schools this season. It's the first of three straight road games for the Irish.

- The Fighting Irish will bring a six-game win streak into the contest with the Bulls. Notre Dame currently is in second place in the BIG EAST.

- The Irish are coming off an 89-79 overtime victory at home against #16/15 Louisville on Wednesday. That was Notre Dame's fifth win over a ranked foe this season.

- Notre Dame will be looking for its third straight BIG EAST road win this afternoon. The last time an Irish team strung together three consecutive league victories on the road was during the 2000-01 campaign when that squad registered five straight wins away from home in the midst of an eight-game conference win streak (the longest since the Irish became a member of the BIG EAST).

- This will be the eighth meeting all-time between Notre Dame and USF. The Irish lead the series 6-1. The Irish have won four straight against the Bulls, including the past two showdowns in Tampa. Notre Dame is 2-1 at USF. Every meeting between Notre Dame and USF has occurred since the Bulls joined the BIG EAST in 2005.

IRISH POST BEST START UNDER BREY

- Notre Dame's 20-4 record signifies the best 24-game start under head coach Mike Brey and it's the quickest (date wise) Notre Dame has ever reached the 20-win mark in the modern era. The 1908-09 squad hit the 20-win mark on Jan. 29 (see page 6 for additional information on top starts for the Irish).



NOTRE DAME 2010-11 ROSTER

2010-11 Statistics

| No. | Player | Pos | Ht. | Wt. | Yr. | PPG. | RPG | Hometown/High School |
|-----|------------------|-----|------|-----|-----|------|-----|--|
| 0 | Eric Atkins | G | 6-2 | 173 | Fr. | 6.9 | 2.2 | Columbia, Md./Mount Saint Joseph |
| 1 | Tyrone Nash | F | 6-8 | 232 | Sr. | 9.6 | 5.8 | Queens, N.Y./Lawrence Woodmere Academy & Northfield Mt. Hermon |
| 5 | Tom Kopko | G | 6-2 | 187 | Sr. | 0.4 | 0.3 | Chicago, Ill./St. Laurence |
| 12 | Alex Dragicevich | G | 6-8 | 215 | Fr. | 1.9 | 0.9 | Northbrook, Ill./Glenbrook North |
| 14 | Scott Martin | G | 6-8 | 219 | Sr. | 10.1 | 4.9 | Valparaiso, Ind./Valparaiso |
| 21 | Tim Abromaitis | F | 6-8 | 235 | GS | 14.4 | 6.5 | Unionville, Conn./Farmington |
| 22 | Jerian Grant | G | 6-5 | 185 | Fr. | -- | -- | Bowie, Md./DeMatha |
| 23 | Ben Hansbrough | G | 6-3 | 203 | Sr. | 17.5 | 3.8 | Poplar Bluff, Mo./Poplar Bluff |
| 25 | Tom Knight | F | 6-10 | 253 | So. | 1.8 | 1.4 | Dixfield, Maine/Dirigo |
| 32 | Joey Brooks | G | 6-6 | 215 | So. | 1.9 | 1.4 | Houston, Texas/Strake Jesuit College Prep |
| 33 | Mike Broghammer | F | 6-9 | 248 | So. | 1.8 | 1.0 | Orono, Minn./Hopkins |
| 34 | Carleton Scott | F | 6-8 | 218 | Sr. | 11.8 | 6.7 | San Antonio, Texas/James Madison |
| 45 | Jack Cooley | F | 6-9 | 244 | So. | 3.8 | 2.8 | Glenview, Ill./Glenbrook South |

Head Coach: Mike Brey (George Washington '82)

Assistant Coach: Anthony Solomon (Virginia '87)

Assistant Coach: Rod Balanis (Georgia Tech '93)

Assistant Coach: Martin Ingelsby (Notre Dame '01)

Coordinator of Basketball Operations: Harold Swanagan (Notre Dame '02)

Athletic Trainer: Skip Meyer (Central Connecticut State '74)

Pronunciation Guide

| | |
|------------------------|---------------|
| Tim Abromaitis | ab-row-MY-tis |
| Jack Cooley | COOL-ee |
| Mike Broghammer..... | BROGE-ham-mer |
| Alex Dragicevich | Drag-ee-vich |
| Jerian Grant..... | JARE-in |
| Ben Hansbrough..... | HANDS-bro |
| Tom Kopko..... | cop-COE |

National Polls (Feb. 7)

AP Top 25

1. Ohio State
2. Kansas
3. Texas
- 4. Pittsburgh**
5. Duke
6. San Diego State
7. BYU
- 8. NOTRE DAME**
- 9. Villanova**
- 10. Connecticut**
- 11. Georgetown**
- 12. Syracuse**
- 13. Wisconsin**
14. Purdue
15. Arizona
- 16. Louisville**
17. Florida
- 18. Kentucky**
19. Missouri
20. North Carolina
21. Utah State
22. Texas A&M
23. Vanderbilt
24. Temple
- 25. West Virginia**

ESPN/USA Today Coaches Poll

1. Ohio State
2. Kansas
3. Texas
- 4. Pittsburgh**
5. Duke
6. San Diego State
- 7. NOTRE DAME**
8. BYU
- 9. Connecticut**
- 10. Villanova**
- 11. Georgetown**
12. Purdue
- 13. Syracuse**
- 14. Wisconsin**
- 15. Louisville**
16. Arizona
17. Utah State
- 18. Kentucky**
19. Florida
20. Missouri
21. North Carolina
22. Texas A&M
23. Saint Mary's
24. Vanderbilt
25. Minnesota

Bold indicates 2010-11 Irish opponent

IRISH MATCH BEST START IN BIG EAST PLAY

• Notre Dame's 9-3 BIG EAST record matches the best 12-game start in BIG EAST play in program history. The Irish also began the 2000-01 league campaign with a 9-3 mark. That was Mike Brey's first season on the Irish sideline. The 2000-01 squad pushed its league record to 11-3 before finishing with an 11-5 mark, which earned them the BIG EAST West Division title.

STREAKING

• The Fighting Irish have won their last six BIG EAST games. It's Notre Dame's first win streak of that length in BIG EAST regular-season play since the Irish won the final five conference games of the 2006-07 season and the first two league contests of the 2007-08 campaign. That is the second-longest BIG EAST regular-season win streak in program history and the Irish could tie that mark with a victory on Saturday.

• The current stretch is the first six-game conference win streak within the same season since the Irish won a program-best eight straight during the 2000-01 campaign, which was Mike Brey's first year on the Notre Dame sideline.

IRISH SECURE FIFTH STRAIGHT 20-WIN CAMPAIGN

• Notre Dame has reached the 20-win mark for the fifth consecutive season and for the eighth time in the last 11 seasons under head coach **Mike Brey**. The last time Irish teams reached the 20-win plateau in five straight campaigns was from 1983-89 when those Notre Dame squads under Digger Phelps strung together six consecutive 20-win seasons.

BIG START IN LEAGUE PLAY

• A win on Saturday would secure Notre Dame's second straight 10-win BIG EAST campaign and the seventh (in 11 seasons) under head coach **Mike Brey**. The most wins for the Irish in BIG EAST play was 14 (14-4) in 2007-08.

IRISH AIM FOR MORE SUCCESS IN THE SUNSHINE STATE

• Saturday will be Notre Dame's first game back in the state of Florida since winning the Old Spice Classic in November in Orlando. The Irish topped Georgia (89-83 in ot), California (57-44) and Wisconsin (58-51) en route to claiming the tournament title.

BREY COACHING IN 500TH CAREER GAME

• Saturday's contest will be **Mike Brey's** 500th career game as a head coach. Brey has a 330-169 (.661) career mark. He was 99-52 (.656) at Delaware from 1995-2000 and he is 231-117 (.664) at Notre Dame.



Series vs. USF

Notre Dame Leads 6-1

Home: 4-0, Away: 2-1, Neutral: 0-0

| Date | Site | Result |
|---------|----------------|----------|
| 2-15-06 | Notre Dame, IN | W, 62-55 |
| 1-21-07 | Notre Dame, IN | W, 82-58 |
| 2-3-07 | Tampa, FL | L, 63-69 |
| 3-8-08 | Tampa, FL | W, 67-60 |
| 2-15-09 | Notre Dame, IN | W, 67-57 |
| 1-5-10 | Tampa, FL | W, 74-73 |
| 2-7-10 | Notre Dame, IN | W, 65-62 |

TALE OF THE TAPE

| ND | 2010-11 Statistic | USF |
|-------|---------------------------|------|
| 75.5 | Scoring Average | 62.2 |
| 65.0 | Scoring Defense | 64.8 |
| +10.5 | Scoring Margin | -2.6 |
| .457 | FG% | .418 |
| .412 | FG% Defense | .406 |
| .379 | 3-FG% | .297 |
| .352 | 3-FG% Defense | .337 |
| .735 | FT% | .700 |
| 37.1 | Rebound Average | 37.5 |
| 31.9 | Rebound Against Average | 32.5 |
| +5.2 | Rebound Margin | +5.0 |
| 10.8 | Turnovers Per Game | 16.0 |
| 11.0 | Turnovers Forced Per Game | 10.3 |
| +0.3 | Turnover Margin | -5.7 |
| 1.5 | Assist-to-Turnover Ratio | 0.8 |

CRACKING THE CARDINALS

- Notre Dame out scored Louisville 15-5 in overtime, including a 14-0 run to open the extra session, in Wednesday's 89-79 victory.
- Notre Dame and Louisville have gone to overtime five times in the last nine encounters between the two schools. The Irish are 1-4 in those overtime contests versus the Cardinals.
- The Irish went 5-7 from the field in Wednesday's overtime period, while the Cardinals were 2-8. Notre Dame also went 4-5 from the free throw line. Senior forward **Carleton Scott** scored nine of his 16 points in the extra stanza.

SPREADING THE WEALTH

- The Irish have had four players reach double-figures in points in the past three games. Notre Dame has had at least four double-figure scorers in 10 games this season.
- Notre Dame has had at least five players reach double-digits in the same contest five times (see box on page 8).
- Six Notre Dame players (Abromaitis, Nash, Scott, Hansbrough, Cooley, Martin) reached double-figures in points against Maine. It marked the first time the Irish had six double-digit scorers since Jan. 14, 2003 (vs. DePaul).

IN THE POLLS

- Notre Dame is ranked eighth in this week's Associated Press poll and the Irish are No. 7 according to the ESPN/USA Today coaches' poll. It's the highest the Fighting Irish have been in either poll this season. The No. 7 ranking is the highest the Irish have been in either poll since they were seventh on both lists during the first half of the 2008-09 campaign.

SOLID SHOWING FOR IRISH ATHLETICS IN THE POLLS

- Notre Dame is the only school in the country that fields men's and women's basketball and hockey teams and has all three squads currently appearing in the top 10 in their respective national rankings. The women's basketball team is ranked 8th in both polls (AP & ESPN/USA Today coaches' poll), while hockey is 10th in the latest USA Today and USCHO.com polls.
- Notre Dame is one of only three schools in the country to have both basketball teams currently in the AP Top 10, along with Connecticut (No. 2 women/No. 10 men) and Duke (No. 5 women/No. 5 men).

BEATING THE BEST

- Five of Notre Dame's nine BIG EAST wins have come against a ranked opponent. The Irish defeated #9/9 Georgetown 69-55 in the league opener. Notre Dame topped #8/9 Connecticut 73-70 and downed #25/- Cincinnati 66-58. The Irish upended #2/2 Pittsburgh 56-51. Most recently, Notre Dame defeated #16/15 Louisville 89-79 in overtime on Wednesday.

STOUT SCHEDULE

- There currently are nine Irish opponents ranked in the AP top-25 poll. The Irish are 5-2 against those squads so far this season.

TAKING DOWN A TOP-10 FOE

- Notre Dame has defeated three top-10 teams this season. Most recently, the Irish won at No. 2/2 Pittsburgh, 56-51, on Jan. 24. Notre Dame opened BIG EAST play with a 69-55 triumph of No. 9/9 Georgetown (Dec. 29) and the Irish produced a 73-70 victory over No. 8/9 Connecticut (Jan. 4).
- Prior to this season, the last time Notre Dame defeated three top-10 teams in the same season was during the 2008-09 campaign. That season, the Irish took down No. 6/7 Texas (81-80), No. 9/10 Georgetown (73-67) and No. 5/7 Louisville (90-57).
- This season's wins over Georgetown and Connecticut marked the first time since the 2002-03 campaign that Notre Dame defeated two top-10 teams in a three-game span.
- Prior to the wins over Georgetown and Connecticut, the last time Notre Dame recorded back-to-back home wins over top-10 teams was during the 1960-61 season when the Irish knocked off No. 7 DePaul (61-58 on Jan. 17, 1961) and No. 7 St. John's (64-63 on Feb. 2, 1961).

LEAGUE HONORS FOR HANSBROUGH

- **Ben Hansbrough** was named to the BIG EAST Weekly Honor Roll on Monday. That marked the third straight week - and fourth time this season - he has received that honor. He also was named the BIG EAST Player of the Week on Jan. 10.



2010-11 BIG EAST STANDINGS

(as of games played on Feb. 9)

| | Overall Record | BIG EAST Record |
|-------------------|----------------|-----------------|
| Pittsburgh | 22-2 | 10-1 |
| NOTRE DAME | 20-4 | 9-3 |
| Georgetown | 19-5 | 8-4 |
| Villanova | 19-5 | 7-4 |
| Louisville | 18-6 | 7-4 |
| Connecticut | 18-4 | 6-4 |
| Syracuse | 20-5 | 7-5 |
| Cincinnati | 19-5 | 6-5 |
| West Virginia | 15-8 | 6-5 |
| Marquette | 15-9 | 6-5 |
| St. John's | 13-9 | 5-5 |
| Rutgers | 13-11 | 4-8 |
| Seton Hall | 10-14 | 4-8 |
| Providence | 14-10 | 3-8 |
| USF | 8-17 | 2-10 |
| DePaul | 6-18 | 0-11 |

Players of the Week

Ashton Gibbs, Jr., G, Pittsburgh (Nov. 22)
Kemba Walker, Jr., G, Connecticut (Nov. 29)
Chris Wright, Sr., G, Georgetown (Dec. 6)
Marshon Brooks, Sr., G, Providence (Dec. 13)
Gilbert Brown, Sr., F, Pittsburgh (Dec. 20)
Peyton Siva, So., G, Louisville (Dec. 27)
Dwight Hardy, Sr., G, St. John's (Jan. 3)

Ben Hansbrough, Sr., G, Notre Dame (Jan. 10)

Kemba Walker, Jr., G, Connecticut (Jan. 17)
Austin Freeman, Sr., G, Georgetown (Jan. 24)
Peyton Siva, So., G, Louisville (Jan. 31)
Marshon Brooks, Sr., G, Providence (Feb. 7)

Rookies of the Week

Sean Kilpatrick, Fr., G, Cincinnati (Nov. 22)
Gerard Coleman, Fr., G, Providence (Nov. 29)
Brandon Young, Fr., G, DePaul (Dec. 6)
Vander Blue, Fr., G, Marquette (Dec. 13)
Fuquan Edwin, Fr., F, Seton Hall (Dec. 20)
Cleveland Melvin, Fr., F, DePaul (Dec. 27)
Cleveland Melvin, Fr., F, DePaul (Jan. 3)
Shabazz Napier, Fr., G, Connecticut (Jan. 10)
Cleveland Melvin, Fr., F, DePaul (Jan. 17)
Gerard Coleman, Fr., G, Providence (Jan. 24)
Jeremy Lamb, Fr., G, Connecticut (Jan. 31)
Jeremy Lamb, Fr., G, Connecticut (Feb. 7)

Notre Dame Weekly Honor Roll Honorees

Ben Hansbrough (Nov. 22, Jan. 24, Jan. 31, Feb. 7)
Tim Abromaitis (Nov. 29 & Dec. 27)
Carleton Scott (Dec. 20)

HANSBROUGH STAYING HOT

- Senior guard **Ben Hansbrough** is averaging 24.2 points, 4.8 rebounds and 4.6 assists over the past five games.
- For the season, Hansbrough is averaging a career-best - and team-high - 17.5 points per game. Hansbrough has a team-best 95 assists (4.0 apg) and a team-high 29 steals (1.2 spg).
- His 19.8 ppg. average in BIG EAST games ranks third in the league. His 35.04 minutes played per game in BIG EAST contests ranks fourth in the league.
- Hansbrough has led the Irish in scoring in the past seven games and in nine of the past 10 contests.
- Hansbrough has netted 25 points in each of the past two contests. Versus Louisville on Wednesday, he went 5-10 from three-point range. That marked the fifth time this season he has made at least five treys in a game.
- Hansbrough has notched at least five assists in a game nine times this season, including in four of the last six contests.
- He is shooting 81.4% (105-129) from the free throw line overall this season and boasts an 85.5% (65-76) average in BIG EAST play.
- Hansbrough scored a career-high 28 points on Jan. 22 versus Marquette.
- Hansbrough has reached double-digits in 45 of his 58 career games with the Irish.

ICING THE GAME

- Clutch free throw shooting has been key in three recent Notre Dame victories.
- On Sunday, Rutgers trimmed the Irish lead to three (70-67) with 59 seconds left to play, yet **Ben Hansbrough** went 6-for-6 from the charity stripe down the stretch to help the Irish produce the 76-69 victory. Hansbrough is 46-53 (.868) from the free throw line in the final five minutes of regulation and overtime this season (see box on page 9).
- After Marquette trimmed Notre Dame's lead to four (69-65) with 3:21 left in the game on Jan. 22, the Irish went 9-10 from the charity stripe en route to the 80-75 victory. **Tyrone Nash** went 4-4 during that stretch, while Hansbrough was 2-2 and **Scott Martin** connected on three of his four attempts.
- Versus Cincinnati (Jan. 19), the Irish led by five (57-52) with 1:18 remaining. Notre Dame went 9-10 from the free throw line down the stretch to secure the 66-58 victory. Hansbrough went 5-6, while **Tim Abromaitis** and **Eric Atkins** both were 2-2.

CHASING THE MARK

- Coming off the most successful four-year run in program history (2006-10), Notre Dame's current four-year stretch may produce a couple of record-breaking numbers. From 2006-10, Irish teams produced an overall record of 93-43 for an overall winning percentage of .684, while finishing with a 43-27 mark (.614) in BIG EAST regular-season play. Both the 93 overall victories and 43 BIG EAST wins are both the most in program history. Since 2007, Notre Dame has produced an 89-39 mark (.695) and is 41-25 (.621) in conference regular-season contests.

BALANCED ATTACK

- Five different Notre Dame players have led the team in scoring during a game this season. **Ben Hansbrough** has led the Irish in scoring a team-best 14 times, which included one tie with **Tyrone Nash**. **Tim Abromaitis** has led the Irish in points on six occasions. **Carleton Scott** has done so three times, including one tie with **Eric Atkins**, who has posted a team-high point total twice this season.
- Three Notre Dame players (Abromaitis, Hansbrough and Scott) all have scored 20-plus points in a game this season. Hansbrough has accomplished the feat a team-best 10 times. Abromaitis has scored 20-plus points eight times, while Scott has done it twice.

SCOTT PROVIDES A SPARK

- Notre Dame is 17-2 this season when **Carleton Scott** is in the starting lineup.
- Scott had to leave the Syracuse contest (Jan. 1), a 70-58 loss, in the second half after suffering a hamstring injury. Notre Dame went 2-2 in the next four contests without his services. Scott returned to game action on Jan. 19 versus Cincinnati. After checking into that game at the 14:32 mark of the first half, the Irish proceeded to go on a 16-3 run to break open the tied contest.
- Scott returned to the starting lineup on Jan. 22 versus Marquette and notched his fourth double-double of the season with 11 points and 10 rebounds. Scott then posted 16 points and nine rebounds in a 56-51 win at Pittsburgh.



Number of Games Led Irish in This Season ...
(Career figure in parenthesis)

Tim Abromaitis

Points 6 (13)
Rebounds 10 (13)
Assists 2 (4)
Blocks 2 (7)
Steals 7 (11)

Eric Atkins

Points 2 (2)
Assists 8 (8)
Steals 8 (8)

Mike Broghammer

Blocks 2 (2)
Steals 0 (1)

Joey Brooks

Rebounds 1 (1)
Steals 2 (4)

Jack Cooley

Blocks 8 (9)
Steals 2 (2)

Ben Hansbrough

Points 14 (19)
Rebounds 1 (4)
Assists 8 (22)
Blocks 1 (5)
Steals 10 (23)

Scott Martin

Rebounds 4 (4)
Assists 1 (1)
Blocks 2 (2)
Steals 1 (1)

Tyrone Nash

Points 1 (1)
Rebounds 5 (10)
Assists 6 (13)
Blocks 8 (23)
Steals 3 (14)

Carleton Scott

Points 3 (3)
Rebounds 9 (15)
Assists 4 (5)
Blocks 16 (38)
Steals 5 (9)

Number of Games This Season With ...
(Career figure in parenthesis)

Six Double-Figure Scorers 1
Five Double-Figure Scorers 4
Four Double-Figure Scorers 10

Double-Figure Points

Ben Hansbrough 22 (71, 45 at ND)
Tim Abromaitis 20 (48)
Scott Martin 14 (27, 14 at ND)
Carleton Scott 14 (18)
Tyrone Nash 11 (25)
Eric Atkins 7 (7)
Jack Cooley 3 (3)
Joey Brooks 0 (1)

30-Plus Points

Tim Abromaitis 0 (2)

20-Plus Points

Ben Hansbrough 10 (17, 13 at ND)
Tim Abromaitis 8 (17)
Carleton Scott 2 (2)

10-Plus Rebounds

Carleton Scott 5 (9)
Tyrone Nash 3 (6)
Tim Abromaitis 3 (4)
Scott Martin 1 (1, 1 at ND)
Ben Hansbrough 0 (1, 1 at ND)

10-Plus Assists

Ben Hansbrough 0 (2, 2 at ND)

Double-Doubles

Carleton Scott 5 (8)
Tyrone Nash 3 (4)
Tim Abromaitis 2 (3)
Scott Martin 1 (1, 1 at ND)
Ben Hansbrough 0 (2, 2 at ND)

CLAMPING DOWN

- Notre Dame has held 11 of its opponents to 40% or below shooting from the field. The Irish held California under 30% on Nov. 26.
- Notre Dame held Cincinnati to 19 first-half points on Jan. 19. That marked the third time this season that the Irish have held an opponent to fewer than 20 points in the opening stanza. Notre Dame held California to five points and Wisconsin to 19 in the first half of play in consecutive contests at the Old Spice Classic (Nov. 26 & 28).

PROTECTING THE BASKETBALL

- Notre Dame matched a season-low total by committing just seven turnovers on Wednesday versus Louisville. The Irish have committed fewer than 10 turnovers in the past three games. The Irish have had fewer than 10 turnovers in a game nine times this season (five times in BIG EAST play).
- Notre Dame boasts a 1.53 assist-to-turnover ratio. The Fighting Irish rank seventh nationally in that category. The Irish have registered 396 assists on its 585 made field goals this season (.677). The Fighting Irish average just 10.8 turnovers per game, which is the 10th-best mark in the country.
- Notre Dame has notched at least 20 assists in a game six times this season. The Irish had a season-high 29 assists (on 34 made field goals) versus Chicago State (Nov. 17). Notre Dame is 19th nationally in assists per game (16.6).
- Senior guard **Ben Hansbrough** leads the Irish with 95 assists (4.0 apg). Freshman point guard **Eric Atkins** is second with 87 (3.6 apg). Atkins has a team-best 3.0 assist-to-turnover ratio, which ranks 13th nationally and first in the BIG EAST.

DYNAMIC DUO

- **Ben Hansbrough** has reached double-figures in points a team-high 22 times this season (out of 24 games), while **Tim Abromaitis** has netted double-digits 20 times.
- Hansbrough has led the Irish in scoring a team-best 14 times this season, while Abromaitis has done so on seven occasions.
- Hansbrough has scored 20-plus points a team-best 10 times this season, while Abromaitis has done so on eight occasions.
- On Wednesday versus Louisville, Hansbrough (25) and Abromaitis (23) both scored 20 or more points in the same game for the second time this season. The other time was against Chicago State (Nov. 17). It was the first time two Irish players netted 20-plus points in a BIG EAST contest since Abromaitis (29) and Hansbrough (21) did so in a 91-89 double-overtime loss at Louisville last season.

CONSISTENCY FROM CARLETON

- Despite missing four games earlier this season with a hamstring injury, senior forward **Carleton Scott** has been one of Notre Dame's top performers this season. Scott has scored in double-figures 14 times this season (out of 20 games played). He also has a team-high five double-doubles.
- Scott is 18-20 (.900) from the free throw line in BIG EAST play. Overall this season, he is shooting 88.0% (44-50) from the charity stripe, which ranks third among all BIG EAST players.
- Scott's five made three-pointers at Pittsburgh (Jan. 24) were a career-high total. He dished out a career-high six assists versus UMBC (Dec. 22).
- His 20-point effort against Stony Brook (Dec. 19) was Scott's second straight game - and second of his career - with 20 or more points. He netted a career-high 23 points versus Gonzaga on Dec. 11.
- His perfect 8-8 performance from the field against Stony Brook ranks in a tie for third all-time in program history for most made field goals in a game without a miss. He was 4-4 from three-point range versus the Seawolves.

BLOCK PARTY

- Senior forward **Carleton Scott** has a team-best 35 blocked shots this season (1.8 per game).
- Scott has blocked two or more shots in a game 12 times this season, including in each of the past three contests. Scott tied a career-high total with a season-high four blocked shots against Indiana State (Nov. 30).

MARTIN MAKING AN IMPACT

- **Scott Martin** has reached double-figures in points in five of the past six games and in 11 of the last 13 games overall. He has registered double-figures 14 times this season.
- Martin notched his first career double-double versus Marquette (Jan. 10) as he tallied 10 points and a career-high 11 rebounds. He has led the Irish in rebounding four times this season.



Irish In The NCAA Rankings
(as of Feb. 6)

TEAM

Assist-To-Turnover Ratio

7. 1.51
(National Leader: Wisconsin, 1.78)

Turnovers Per Game

10. 11.0
(National Leader: Wisconsin, 7.8)

Winning Percentage

16. .826
(National Leader: Ohio State, 1.000)

Assists Per Game

19. 16.5
(National Leader: Duquesne, 18.9)

Scoring Margin

30. +10.6
(National Leader: Duke, +20.0)

INDIVIDUAL

Assist-To-Turnover Ratio

13. Eric Atkins, 2.79
(National Leader:
Jordan Taylor, Wisconsin, 3.88)

IRISH POST TOP 24-GAME START UNDER BREY

Notre Dame's 20-4 record is the best 24-game start under head coach Mike Brey. It's the first time the Irish have won at least 20 of their first 24 games of a season since the 1980-81 campaign. Here are the top 24-game starts in Notre Dame history ...

| <u>Season</u> | <u>First 24 Games</u> | <u>25th Game</u> | <u>Final Record</u> |
|---------------|-----------------------|------------------|---------------------|
| 1973-74 | 23-1 | W | 26-3 |
| 1908-09 | 22-2 | W | 33-7 |
| 1953-54 | 22-2 | L | 22-3 |
| 1935-36 | 21-2-1 | W | 22-2-1 |
| 1978-79 | 21-3 | W | 24-6 |
| 1933-34 | 20-4 | Full Season | |
| 1946-47 | 20-4 | Full Season | |
| 1957-58 | 20-4 | W | 24-5 |
| 1975-76 | 20-4 | W | 23-6 |
| 1979-80 | 20-4 | W | 22-6 |
| 1980-81 | 20-4 | W | 23-6 |
| 2010-11 | 20-4 | ??? | ??? |

- Martin has netted a season-high 15 points three times (Maine, Indiana State, UMBC). Those were his highest point outputs since he netted a career-high 17 points against Missouri State during his freshman season at Purdue.
- Martin did not play in 2008-09 due to NCAA transfer rules and he missed all of last season with an ACL injury.

A IS FOR ABROMAITIS

- **Tim Abromaitis** netted 23 points on Wednesday versus Louisville. It was his eighth 20-plus point game of the season and the first since the BIG EAST opener against Georgetown.
- Abromaitis has scored in double figures in 20 of 24 games this season. He has reached double-figures in the past three games after not doing so in the two games before that.
- Abromaitis' point (14.4) and rebound (6.5) averages rank second on the team.
- He has scored in double-figures in 26 out of 30 BIG EAST regular-season games over the past two seasons.
- Abromaitis has two double-doubles this season. He has grabbed a career-high 11 rebounds twice this season (California and UMBC).

ABROMAITIS EARNS ACADEMIC ALL-DISTRICT HONORS

- Senior forward **Tim Abromaitis** has been named to the Capital One Academic All-District V men's basketball first team. Abromaitis boasts a 3.72 GPA in Notre Dame's intensified one-year MBA program. He now will be placed on the national ballot for a chance to earn Academic All-America honors. He was a first-team Academic All-American last season.

JACK ATTACK

- Sophomore forward **Jack Cooley** gave the Irish a huge lift off the bench in Wednesday's win over Louisville. Cooley scored all 10 of his points in the first half on 5-of-5 shooting from the floor. It was his third double-digit scoring effort of the season.
- Cooley is an efficient 38-59 (.644) from the field this season.
- Cooley scored a career-high 13 points on 6-7 shooting from the field against Maine on Nov. 22. He netted 11 points (4-5 from the field) versus Georgia Southern in the season opener.

ROOKIE HANDLING THE ROCK

- Freshman point guard **Eric Atkins** boasts a team-best 3.0 assist-to-turnover ratio, which ranks 13th nationally and first in the BIG EAST. He is second on the team with 87 assists (3.6 apg).
- Over the past five games, Atkins has compiled 18 assists and just two turnovers in 114 minutes of play.
- The rookie has dished out five-plus assists in a game eight times this season, including six-assist efforts in each of the past two contests (Rutgers and Louisville). He dished out a career-high seven assists versus St. John's on Jan. 16. Atkins has led the Irish in assists eight times this season.
- He scored a career-high - and team-best - 15 points versus Marquette on Jan. 10.

PERFORMING IN THE POST

- Notre Dame is 11-0 this season when senior forward **Tyrone Nash** scores at least 10 points.
- Nash has led the Irish in assists six times this season. He has registered five or more assists in a game four times this season, including a career-high seven versus Chicago State (Nov. 17).
- Nash's 62 assists (2.6 apg) rank third among all Notre Dame players. He is third in rebound average (5.8) and boasts a team-high 57 offensive rebounds.
- Nash has produced three double-doubles this season.

A NEW ADDITION TO THE SWANAGAN FAMILY

- Current Notre Dame coordinator of men's basketball operations, **Harold Swanagan**, who played for the Irish from 1998-2002, and his wife Andrea (also a 2002 Notre Dame graduate), welcomed their first child, a daughter, on Super Sunday (Feb. 6). Elena Marie Swanagan was born at 10:30 p.m. and weighed seven pounds and 11 ounces. Swanagan was not present on the bench earlier that day when Notre Dame defeated Rutgers 76-69 at home.



Notre Dame's Record in 2010-11 when ...

| | |
|--|------|
| Played at the Purcell Pavilion..... | 15-0 |
| Played on the road..... | 2-3 |
| Played at a neutral site..... | 3-1 |
| BIG EAST Conference record (all games) | 9-3 |
| Non-conference record | 11-1 |
| Leading at halftime..... | 16-0 |
| Trailing at halftime..... | 4-3 |
| Tied at halftime..... | 0-1 |
| Playing an overtime game..... | 2-0 |
| Shoots .500 or better | 7-0 |
| Shoots .500 or less..... | 13-4 |
| Opponents shoots .500 or less..... | 19-3 |
| Shoots better than opponent | 16-0 |
| Shoots worse than opponent..... | 4-4 |
| Shoots same as opponent | 0-0 |
| Makes more free throws than opponent..... | 18-0 |
| Makes less free throws than opponent | 1-4 |
| Same number of free throws | 1-0 |
| Outrebounded opponents | 17-0 |
| Outrebounded by opponent | 2-4 |
| Same number of rebounds..... | 1-0 |
| Has more turnovers than opponent..... | 8-4 |
| Has fewer turnovers than opponent | 10-0 |
| Has same number of turnovers | 2-0 |
| Bench outscored opponent's bench..... | 5-1 |
| Outscored by opponent's bench | 14-3 |
| Bench points are the same..... | 1-0 |
| Plays a ranked opponent..... | 5-2 |
| Makes 10 or more three-pointers | 5-0 |
| No Notre Dame player fouls out..... | 17-3 |
| One Notre Dame player fouls out..... | 3-1 |
| Two or more Notre Dame players foul out..... | 0-0 |
| Wears White Uniforms | 11-0 |
| Wears Blue Uniforms | 3-4 |
| Wears Gold Uniforms..... | 6-0 |
| Wears Black Uniforms..... | 0-0 |
| Plays in an In-Season Tournament..... | 3-0 |
| Plays on Television | 14-4 |
| Plays in November | 8-0 |
| Plays in December | 4-1 |
| Plays in January | 5-3 |
| Plays in February | 3-0 |
| Plays in March..... | 0-0 |
| Plays in Day Games..... | 3-2 |
| Plays in Night Games | 17-2 |
| Plays on Sundays..... | 4-1 |
| Plays on Mondays..... | 2-1 |
| Plays on Tuesdays | 2-0 |
| Plays on Wednesdays | 5-1 |
| Plays on Thursdays..... | 2-0 |
| Plays on Fridays..... | 2-0 |
| Plays on Saturdays | 3-1 |
| Final Margin is 5 points or less | 4-0 |
| Final Margin is 6-10 points..... | 6-0 |
| Final Margin is 11-20 points..... | 3-4 |
| Final Margin is 20-plus points..... | 7-0 |
| Has a player score 20-plus points | 15-1 |
| Has a player score 30-plus points | 0-0 |
| Scores 59 points or less | 3-4 |
| Scores 60-69 points..... | 2-0 |
| Scores 70-79 points..... | 4-0 |
| Scores 80-89 points..... | 7-0 |
| Scores 90-plus points..... | 4-0 |

VETERAN PRESENCE

• Seniors **Tim Abromaitis** (F), **Ben Hansbrough** (G), **Scott Martin** (G), **Tyrone Nash** (F) and **Carleton Scott** (F) have combined for 114 of a possible 120 starts this season. Notre Dame is 17-2 when that quintet starts. Nash, Abromaitis and Hansbrough have started all 24 games this season, while Martin has 23 starts. Scott started the first 14 contests of the season before suffering a hamstring injury versus Syracuse (Jan. 1). He returned to the starting lineup on Jan. 22 versus Marquette. Scott has 19 starts this season. Notre Dame's game-by-game starters are listed on page 12 of this notes packet.

IRONMEN

• **Tim Abromaitis**, **Ben Hansbrough** and **Tyrone Nash** all have played in the past 59 contests. Nash and Hansbrough both have started all 59 of those contests. Overall, Nash has played in a team-best 74 straight contests. The last game he did not play in was at Cincinnati on Feb. 4, 2009.

HOME COURT ADVANTAGE

• The Fighting Irish are 15-0 at Purcell Pavilion at the Joyce Center this season. The Irish have won 17 straight games at home. Notre Dame has won 84 of its last 90 (.933) home games and is 38-5 (.884) in its last 43 BIG EAST home contests.

• Notre Dame is averaging 82.9 points per game in its 15 home games this season, while the Irish average 61.6 points in their five true road games, all BIG EAST contests. Notre Dame is averaging 75.6 points per game in its seven BIG EAST home games.

ROLLING TO VICTORY ON THE ROAD

• The 25-point victory (83-58) at DePaul on Feb. 3 was Notre Dame's first win of 20 or more points in BIG EAST play since a 33-point home victory (90-57) over Louisville during the 2008-09 campaign. It was Notre Dame's second-largest road victory ever in BIG EAST play. The Irish won by 26 points (95-69) at Seton Hall during the 2007-08 season.

ECLIPSING 80

• Notre Dame has scored 80-plus points in a game 11 times this season (three times in BIG EAST play). The Irish have eclipsed 80 points at home nine times this season.

PITT-STOPPED

Notre Dame's win over then second-ranked Pittsburgh on Jan. 24, produced several noteworthy items as the Irish recorded their third win over a top-10 foe this season:

- The win was the highest-ranked opponent a Notre Dame team under **Mike Brey** had beaten on the road in a true road game.
- The victory was the first in a true road game over a top-five team for a Notre Dame team since a 75-70 win over No. 2 Connecticut on Jan. 2, 2000.
- The win matched the highest-ranked opponent an Irish squad had beaten during the Brey era. On Dec. 8, 2002, Notre Dame defeated No. 2 Texas in the championship game of the BB&T Classic in Washington, D.C., 98-92.
- Notre Dame had been winless (0-5) at the Petersen Events Center prior to victory and it marked just the 12th loss ever for a Pittsburgh team in 157 games at the PEC. The victory also snapped the Panthers' 20-game home win streak as Pittsburgh suffered just its 11th loss ever at the PEC in BIG EAST play.
- It was the first win for an Irish team at Pittsburgh since a 56-53 victory on Jan. 12, 2002. It was Notre Dame's third straight victory over the Panthers, its longest win streak since the Irish joined the BIG EAST Conference in 1995-96.
- The Irish held the Panthers to their lowest scoring output of the season (51 points) in their first BIG EAST loss of the 2010-11 campaign.
- **Ben Hansbrough** outscored the Pittsburgh 13-12 in the final 9:22 of the contest as he netted 15 of his game-high 19 points in the second half.

COMING BACK

• The Irish have had to use comebacks in recent wins over Pittsburgh (Jan. 24), Marquette (Jan. 22) and Louisville (Feb. 9). The Fighting Irish were down by nine points (45-36) at halftime to Marquette and came back to win 80-75. Against Pittsburgh, the Irish trailed by five points (28-23) at the intermission and prevailed 56-51. Notre Dame overcame a four-point (44-40) halftime deficit to defeat Louisville 89-79 in overtime.

• Notre Dame is 4-3 this season when trailing at halftime. The Fighting Irish rebounded from a 12-point halftime deficit (37-25) to defeat Georgia in double-overtime, 89-83, at the Old Spice Classic (Nov. 25).



Spreading the Wealth

Notre Dame has had at least five players score in double-figures in the same game five times this season. The Irish are 5-0 in those contests. Here's the breakdown of those performances:

Six Double-Digit Scorers

Maine - W, 97-72 (Nov. 22)

Abromaitis (26), Martin (15), Nash (13), Cooley (13), Scott (11), Hansbrough (11)

Five Double-Digit Scorers

Chicago State - W, 102-62 (Nov. 17)

Hansbrough (22), Abromaitis (21), Scott (17), Atkins (12), Nash (11)

Indiana State - W, 81-72 (Nov. 30)

Hansbrough (24), Nash (16), Martin (15), Abromaitis (13), Scott (11)

Cincinnati - W, 66-58 (Jan. 19)

Nash (13), Hansbrough (13), Abromaitis (12), Atkins (11), Martin (11)

Marquette - W, 80-75 (Jan. 22)

Hansbrough (28), Nash (13), Atkins (12), Scott (11), Martin (10)

Taking Care Of The Basketball

Under Irish head coach Mike Brey, Notre Dame always has been a team that has had a high number of assists and very few turnovers. Here's a look at the Irish under Brey:

| | FGs | Assts | TOs | Asst/Bskt | Asst/TO |
|---------|-----|-------|-----|-----------|---------|
| 2000-01 | 814 | 527 | 434 | .647 | 1.21 |
| 2001-02 | 934 | 629 | 435 | .673 | 1.45 |
| 2002-03 | 917 | 558 | 446 | .609 | 1.25 |
| 2003-04 | 766 | 434 | 329 | .567 | 1.32 |
| 2004-05 | 671 | 415 | 341 | .618 | 1.22 |
| 2005-06 | 772 | 468 | 364 | .606 | 1.29 |
| 2006-07 | 869 | 552 | 414 | .635 | 1.33 |
| 2007-08 | 914 | 608 | 429 | .665 | 1.42 |
| 2008-09 | 988 | 601 | 343 | .608 | 1.75 |
| 2009-10 | 918 | 585 | 362 | .637 | 1.62 |
| 2010-11 | 585 | 396 | 259 | .677 | 1.53 |

Irish On The Road Under Brey

| | Away | Neutral | Overall |
|---------------|---------------|---------------|---------------|
| 2010-11 | 2-3 | 3-1 | 5-4 |
| 2009-10 | 3-6 | 3-3 | 6-9 |
| 2008-09 | 3-8 | 3-4 | 6-12 |
| 2007-08 | 5-4 | 3-4 | 8-8 |
| 2006-07 | 3-5 | 3-3 | 6-8 |
| 2005-06 | 4-7 | 0-2 | 4-9 |
| 2004-05 | 4-6 | 0-1 | 4-7 |
| 2003-04 | 6-5 | 2-1 | 8-6 |
| 2002-03 | 4-5 | 6-3 | 10-8 |
| 2001-02 | 8-4 | 5-3 | 13-7 |
| 2000-01 | 6-4 | 2-2 | 8-6 |
| Totals | 48-57 | 30-27 | 78-84 |
| | (.457) | (.526) | (.481) |

- Arguably Notre Dame's top comeback of the season occurred during the title game of the Old Spice Classic. Notre Dame trailed Wisconsin 43-32 with 9:21 left in regulation, yet the Fighting Irish finished the game on a 26-8 run to claim the 58-51 victory. Included in that stretch was a 15-0 run for the Irish.

FIRST HALF FLURRY

- Notre Dame opponents are averaging just 29.4 points in the first half of play this season, while the Irish are averaging 37.0 points during the first stanza.
- The Fighting Irish have scored 40-plus points in the first half of play 10 times this season (twice in BIG EAST play).
- Notre Dame is 16-0 this season when leading at the intermission.
- In the first half of their four losses, the Irish have been outscored by just 13 points combined (133-120). Notre Dame has been outscored by 53 points (160-107) in the second half of its four setbacks.

LOOKING AT THE NUMBERS

- Notre Dame has scored less than 60 points in its four losses this season. The Irish are 3-4 this season when scoring fewer than 60 points. The Irish are averaging 56.8 points per game in the four setbacks and 79.3 points in their 20 victories.
- The Irish are surrendering 63.3 points per game in their wins and they are allowing 73.2 points per game in their losses.

WINNING WAYS

- Notre Dame is 26-6 (.813) in its last 32 games dating back to last season. Following a double-overtime loss to Louisville (91-89) in Freedom Hall on Feb. 17, 2010, the Irish won their final four regular-season games in 2009-10 (Pittsburgh, Georgetown, Connecticut and Marquette) and won two games in the BIG EAST Tournament (Seton Hall and Pittsburgh) before losing to West Virginia in the conference championship semifinals and to Old Dominion in the first round of the 2010 NCAA Tournament.

BREY REACHES BIG EAST MILESTONE

- Notre Dame head coach **Mike Brey** notched his 100th BIG EAST regular-season victory with the 73-70 win over Connecticut on Jan. 4. Brey is the sixth coach in BIG EAST Conference history with 100 regular-season league wins. Brey's Irish teams are 107-71 (.601) all-time in regular-season BIG EAST play.

ELDER STATESMAN

- **Mike Brey** is in his 11th season along the Irish sidelines. He is the third-longest tenured coach in the BIG EAST, behind only Jim Boeheim of Syracuse and Jim Calhoun of Connecticut. Brey stands sixth all-time in career BIG EAST victories (both regular-season and tournament) with his 113-81 (.582) mark. He is one of eight coaches in BIG EAST history to record 100 conference wins.

BIG EAST All-Time Winningest Coaches By Victories

(Includes conference regular-season and championship games)

| | |
|---------------------------------|----------------------|
| 1. Jim Boeheim, Syracuse | 378-209 (.644) |
| 2. Jim Calhoun, Connecticut | 295-167 (.639) |
| 3. John Thompson, Georgetown | 232-123 (.654) |
| 4. Lou Carnesecca, St. John's | 139-80 (.635) |
| 5. Rollie Massimino, Villanova | 123-92 (.572) |
| 6. Mike Brey, Notre Dame | 113-81 (.582) |
| 7. Jay Wright, Villanova | 105-73 (.590) |
| 8. Jamie Dixon, Pittsburgh | 104-42 (.712) |

LIVING LARGE AT THE LINE

- The Fighting Irish have 107 more made free throws than their opponents have attempts from the charity stripe. The Fighting Irish are 463-630 (.735) from the free throw line this season, which ranks third among all BIG EAST teams. Irish opponents are 255-356 (.716) from the line.
- The Irish are 18-0 this season when making more free throws than their opponent.
- The Irish have made 20 or more free throws 12 times this season. Notre Dame made a season-high 30 free throws, on 43 attempts, versus Georgia, a double-overtime Irish victory.
- Against Maine, Notre Dame shot a season-best 92.6% from the free throw line (25-27). The Fighting Irish also shot above 90% from the charity stripe against Stony Brook as they connected on 11 of 12 shots (91.7%).



2010-11 BIG EAST Preseason Coaches' Poll

| | Pts. |
|----------------------|------------|
| 1. Pittsburgh (12) | 222 |
| 2. Villanova (1) | 208 |
| 3. Syracuse (2) | 187 |
| 4. Georgetown | 173 |
| 5. West Virginia | 164 |
| 6. St. John's (1) | 145 |
| 7. NOTRE DAME | 123 |
| 8. Louisville | 121 |
| Marquette | 121 |
| 10. Connecticut | 113 |
| 11. Seton Hall | 104 |
| 12. Cincinnati | 91 |
| 13. USF | 54 |
| 14. Providence | 36 |
| 15. Rutgers | 32 |
| 16. DePaul | 26 |

*First-place votes in parentheses

BIG EAST Preseason Player of the Year

Austin Freeman, Georgetown, Sr., G

BIG EAST Preseason Rookie of the Year

Fab Melo, Syracuse

Preseason All-BIG EAST First Team

Austin Freeman, Georgetown, Sr., G
Kemba Walker, Connecticut, Jr., G
Ashton Gibbs, Pittsburgh, Jr., G
Jeremy Hazell, Seton Hall, Sr., G
Corey Fisher, Villanova, Sr., G
Kevin Jones, West Virginia, Jr., F

Preseason All-BIG EAST Second Team

Chris Wright, Georgetown, Sr., G
Jimmy Butler, Marquette, Sr., F
Tim Abromaitis, Notre Dame, Sr., F
D.J. Kennedy, St. John's, Sr., G/F
Kris Joseph, Syracuse, Jr., F

Preseason All-BIG EAST Honorable Mention

Yancy Gates, Cincinnati, Sr., F
Darius Johnson-Odom, Marquette, Jr., G
Rick Jackson, Syracuse, Sr., F

Free-Throw Shooting in Final Five Minutes and Overtime:

| | |
|------------------|-----------------------|
| Tim Abromaitis | 13-17 (.765) |
| Eric Atkins | 15-21 (.714) |
| Mike Broghammer | 0-0 (.000) |
| Joey Brooks | 4-8 (.500) |
| Jack Cooley | 1-4 (.250) |
| Alex Dragicevich | 4-4 (1.000) |
| Jerian Grant | 0-0 (.000) |
| Ben Hansbrough | 46-53 (.868) |
| Tom Knight | 1-1 (1.000) |
| Tom Kopko | 0-0 (.000) |
| Scott Martin | 16-28 (.571) |
| Tyrone Nash | 19-28 (.678) |
| Carleton Scott | 11-13 (.846) |
| Total | 130-177 (.734) |
| Opponents | 79-103 (.767) |

HITTING THE GLASS

- The Fighting Irish are 17-0 this season when out-rebounding their opponent.
- Notre Dame boasts a +5.2 overall rebound margin this season. The Irish have a +7.7 margin in their 20 wins, while they are -7.2 in their four losses. The Fighting Irish have held the advantage on the glass in 17 of their 20 wins. Notre Dame has been out-rebounded in all four of its losses.
- Senior forward **Carleton Scott** is averaging a team-high 6.7 rebounds per game. **Tyrone Nash** leads the team with 57 offensive rebounds.

DRAINING FROM DEEP

- The Fighting Irish are 180-475 (.379) from three-point range this season. That mark ranks third among all BIG EAST teams. Notre Dame has hit 10 or more three pointers in a game five times this season, all wins.
- The Irish are 161-400 (.403) from three-point range in their 20 wins and they are 19-75 (.253) in the four losses.
- Notre Dame's season-high mark for made three-pointers was 12 versus both Chicago State (Nov. 17) and Maine (Nov. 22).
- **Ben Hansbrough** is shooting at a team-best 42.0% clip (58-138) from beyond the arc this season.

398 AND COUNTING

- Heading into the USF contest, Notre Dame has made at least one three-pointer in 398 straight contests dating back to the 1998-99 campaign. The Fighting Irish have made at least one three pointer during every game of the Mike Brey era. The last time an Irish team failed to hit a three-pointer in a game was in a 101-70 loss to Connecticut at the Hartford Civic Center on Jan. 12, 1999. Notre Dame finished 0-7 from beyond the arc in that contest. In 2008-09, the Irish set a single-season three-point record with 319.

IRISH FUN FACT UNDER BREY

- Notre Dame teams under **Mike Brey** have always ranked among the best teams in the nation and BIG EAST in assists and three-point shooting. In 11 seasons with Brey on the sidelines, Notre Dame is 70-9 when Irish teams have 20 or more assists and are 71-28 when making 10 or more three-pointers.

PASSING THE TEST

- Notre Dame has recorded a perfect score of 100 percent in each of the last three Graduation Success Rate (GSR) figures released in 2008, 2009 and 2010 and is one of just 12 schools to earn a perfect 100 percent score in each of the last three years. The 11 other schools include Binghamton, Charleston Southern, Coastal Carolina, Colgate, Holy Cross, Davidson, Loyola of Maryland, North Carolina-Wilmington, Utah State, Wake Forest and Western Kentucky.
- In the recent set of GSR scores released in the fall, Notre Dame had the highest percentage of sports with 100 percent scores (for the fifth time in six years) among the 120 Football Bowl Subdivision institutions, with a .863 figure (19 of 22).

STARTING STRONG

- This season and the 2006-07 campaign are the only two seasons during Notre Dame's BIG EAST era that the Irish suffered just one regular-season non-conference loss.
- Notre Dame's loss to Kentucky on Dec. 8 was the latest calendar date the Irish had suffered their first setback of the season since the 1979-80 campaign. Notre Dame started that season 7-0 before suffering its first loss to Kentucky (86-80) on Dec. 29, 1979.
- Notre Dame's 8-0 start this season was the fifth in program history and the best ever for the Irish under head coach Mike Brey. It also matched the longest win streak for an Irish team coached by Brey. Notre Dame's last eight-game win streak came during Brey's first season when his 2000-01 squad rattled off eight straight BIG EAST conference regular-season victories.

OLD SPICE CHAMPIONS

- Notre Dame won the Old Spice Classic in Orlando, Fla. (Nov. 25-28) by capturing wins over Georgia (89-83 in 2ot), California (57-44) and Wisconsin (58-51). It marked the first three-game in-season tournament victory for the Fighting Irish since winning the 2001 Hawaii-Pacific Thanksgiving Classic in Honolulu, Hawaii as the Irish defeated Hawaii-Pacific (98-58), Tennessee-Chattanooga (97-84) and Monmouth (85-48). Notre Dame also won the 2002 BB&T Classic in Washington, DC with wins over Maryland (79-67) and Texas (98-92).
- Notre Dame has played in an in-season tournament in each of the past five seasons and eight times during the Mike Brey era. Notre Dame is 18-6 all-time under Brey in in-season tournaments.



2010-11 Mike Brey Radio Show

The Mike Brey Radio Show is broadcast live from Legends on the campus of the University of Notre Dame. on Thursday nights at 7:00 pm during the basketball season. Irish fans can join head coach Mike Brey as well as Irish players for an in-depth look inside Notre Dame basketball. Notre Dame Men's Basketball Network play-by-play announcer Jack Nolan hosts the show which can be heard locally on NewsTalk 960 WSBT- AM and worldwide on www.und.com. The show will re-air on Friday nights on College Sports Nation on Sirius Radio (122) and XM (143).

Schedule

| | |
|----------|-----------------------|
| Show #1 | Thursday, December 2 |
| Show #2 | Thursday, December 9 |
| Show #3 | Thursday, December 16 |
| Show #4 | Thursday, December 30 |
| Show #5 | Thursday, January 6 |
| Show #6 | Thursday, January 13 |
| Show #7 | Thursday, January 20 |
| Show #8 | Thursday, January 27 |
| Show #9 | Monday, February 7 |
| Show #10 | Thursday, February 17 |
| Show #11 | Thursday, February 24 |
| Show #12 | Thursday, March 3 |

2010-11 BIG EAST Teleconferences

(Contact the BIG EAST Conference for teleconference number information)

Jan. 6, Jan. 20, Feb. 3 and Feb. 17

| | |
|------------|-------------------------------|
| 11:00 a.m. | Buzz Williams, Marquette |
| 11:08 a.m. | Bob Huggins, West Virginia |
| 11:16 a.m. | Keno Davis, Providence |
| 11:24 a.m. | Jim Calhoun, Connecticut |
| 11:32 a.m. | Steve Lavin, St. John's |
| 11:40 a.m. | Jamie Dixon, Pittsburgh |
| 11:48 a.m. | Kevin Willard, Seton Hall |
| 11:56 a.m. | John Thompson III, Georgetown |

Jan. 13, Jan. 27, Feb. 10 and Feb. 24

| | |
|-------------------|------------------------------|
| 11:00 a.m. | Jay Wright, Villanova |
| 11:08 a.m. | Stan Heath, USF |
| 11:16 a.m. | Mike Brey, Notre Dame |
| 11:24 a.m. | Mike Rice, Rutgers |
| 11:32 a.m. | Oliver Purnell, DePaul |
| 11:40 a.m. | Mick Cronin, Cincinnati |
| 11:48 a.m. | Jim Boeheim, Syracuse |
| 11:56 a.m. | Rick Pitino, Louisville |

2010-11 Notre Dame Basketball Radio Affiliates

Notre Dame Sports Properties originates the Notre Dame Radio Network which includes: WSBT AM 960 (South Bend, Ind.); WLS AM 890 (Chicago, Ill.); WXNT-AM 1430 in Indianapolis, Ind.; WNUY-FM 100.1 (Fort Wayne, Ind.); WRSW ESPN 1480 AM (Warsaw, Ind); WEFM FM 95.9 (Michigan City, Ind.); WLUV-AM 1520 (Rockford, Ill.); WVIL-FM 101.3 (Jacksonville/Peoria, Ill.); WJLS-AM 560 (Beckley, W.Va); WKKX-AM 1600 (Wheeling, W.Va.); SIRIUS Satellite (159) and XM Radio (117); and worldwide on www.und.com.

- In the Old Spice Classic, the Irish held California and Wisconsin to five and 19 points, respectively, in the first half of play.
- Notre Dame held California (16-61) and Wisconsin (20-57) to a combined 36-118 (.305) from the field during the final two games of the Old Spice Classic.
- Notre Dame out-rebounded Wisconsin 43-28 in the title game of the tournament.
- Notre Dame held a decisive free throw advantage in all three games of the tournament. The Irish made 20 more free throws than both Georgia (30-10) and California (26-6). Notre Dame made 16 more free throws (20-4) than Wisconsin in the title game.
- Senior forward **Tim Abromaitis** was named the MVP of the Old Spice Classic as he averaged 14.0 ppg. and 8.7 rpg. during the three-game run. Fellow senior forward **Carleton Scott** also was named to the all-tournament team. Scott was the only Irish player to reach double figures in points during every game of the event.

BIG EAST TEAMS FIND SUCCESS IN PRESEASON TOURNAMENTS

- Notre Dame won the Old Spice Classic and was one of six BIG EAST teams to come away with an in-season tournament title during the month of November.

Champions

Notre Dame – Old Spice Classic

Connecticut – EA Sports Maui Invitational

Pittsburgh – 2K Sports Classic

Syracuse – Legends Classic

Georgetown – Charleston Classic

St. John's – Great Alaska Shootout

Runner-Up

Villanova – Preseason NIT Tip-Off

West Virginia – Puerto Rico Tip-Off

HANSBROUGH HITS 1,000 CAREER POINTS

- Senior guard **Ben Hansbrough** posted 20 points in the season opener against Georgia Southern (Nov. 12). With his 12th point of the contest, Hansbrough reached the 1,000th point mark for his career that spans two playing seasons at Mississippi State (2006-08) and one at Notre Dame (2009-10).

POSTSEASON STRETCH

- Notre Dame has earned appearances in the postseason in each of the last 11 years, which marks the longest stretch in school history. The Irish have been to the NCAA Tournament on six occasions and the National Invitation Tournament (NIT) five times during this current stretch. Under head coach **Mike Brey**, Notre Dame has played in the NAAs six times and NIT four times.

BIG EAST FORMULA FOR SUCCESS

- Since his arrival at Notre Dame, head coach **Mike Brey** has led the Irish to a 107-71 (.601) record in BIG EAST regular-season games and a 6-10 mark in tournament play for an overall record of 113-81 (.582) against league foes. Brey's Irish teams have won 10 or more conference regular-season games in six of his 10 seasons. Prior to his arrival at Notre Dame, Irish teams had just a 35-53 (.398) regular-season record from 1995-2000.

BIG EAST TURNAROUND

- During head coach **Mike Brey's** tenure, Irish teams have only had two losing seasons in BIG EAST play — 6-10 in 2005-06 and 8-10 in 2008-09. Since the 2005-06 campaign when the Irish finished 6-10 after beginning the BIG EAST regular-season with a 1-8 record, Notre Dame has gone 57-32 (.640) over the last 89 regular-season contests. In addition to Notre Dame, only four other BIG EAST teams have had records of .500 or better eight or more times — Pittsburgh and Syracuse (nine times) and Notre Dame, Connecticut and Villanova (eight times).

LIGHTS, CAMERA, ACTION

- More than half of the 144 regular-season BIG EAST Conference men's basketball games will be seen on national television during the 2010-11 season, once again giving BIG EAST teams unprecedented exposure on the nation's leading television outlets. In total, 73 of the regular-season contests will be on national television — either on CBS Sports, ESPN, ESPN2 or ESPNU. This will mark the fourth straight season in which all 144 regular-season league games will be televised.



Hitting The Century Mark

Notre Dame has scored at least 100 points 13 times during the Mike Brey era. Most recently, the Fighting Irish deposited 102 points on Nov. 17 versus Chicago State. Here are Notre Dame's 100-point outputs during Brey's tenure.

| Date | Opponent | Result |
|----------|------------------------|------------|
| 11/18/00 | Sacred Heart | W, 104-58 |
| 11/22/00 | Loyola (Chicago) | W, 107-68 |
| 2/9/02 | at Georgetown (4ot) | W, 116-111 |
| 12/14/02 | DePaul | W, 102-71 |
| 1/25/03 | at Boston College (ot) | W, 101-96 |
| 2/18/06 | at Seton Hall | W, 102-91 |
| 12/28/06 | Rider | W, 101-51 |
| 1/30/07 | at Syracuse | W, 103-91 |
| 12/8/07 | Northern Illinois | W, 108-62 |
| 12/2/08 | South Dakota | W, 102-76 |
| 2/21/09 | at Providence | W, 103-84 |
| 12/22/09 | Bucknell | W, 101-69 |
| 11/17/10 | Chicago State | W, 102-62 |

106 YEARS AND STRONG

• The 2010-11 campaign marks the 106th season of basketball at Notre Dame and the 16th season as a member of the BIG EAST Conference. Notre Dame teams have posted a 1694-924 record for a .647 winning percentage. In 15 seasons as a member of the BIG EAST, the Irish own a 142-124 (.534) record all-time in conference regular-season play.

THE CAPTAINS

• Seniors **Tim Abromaitis**, **Ben Hansbrough**, **Tyrone Nash** and **Carleton Scott** will serve as captains during the 2010-11 season. All four are captains for the first time in their careers.

BASKETBALL BLOODLINES

• This year's Notre Dame roster features several players with some strong basketball bloodlines:

• **Tim Abromaitis** - His father, Jim, played basketball at the University of Connecticut (1975-80) and was drafted by the New Jersey Nets. His brother, Jason, played basketball at Yale (2003-07).

• **Mike Broghammer** - His uncle, Christian Laettner, played professional basketball for 13 seasons and was a member of the 1992 gold medal Dream Team. He played for Duke University (1988-92) and led the Blue Devils to national championships in 1991 and 1992.

• **Joey Brooks** - His father, Lott J. Brooks, III, played college basketball at Eckerd College (1974-78).

• **Jerian Grant** - His father, Harvey, played basketball at the University of Oklahoma (1986-88), and was the 12th pick overall in the 1988 NBA Draft and played from 1988-99 in the NBA. His uncle, Horace Grant, played at Clemson, and was the 10th overall pick in the NBA Draft by the Chicago Bulls. He is the owner of four NBA championship rings. His older brother, Jerai, is a senior on the Clemson basketball team, while a younger brother, Jerami is a junior on the DeMatha basketball team.

• **Ben Hansbrough** - His brother, Tyler, played basketball at the University of North Carolina (2005-09). A three-time All-American, he was the 2008 National Player of the Year and led the Tar Heels to the 2009 national championship. Currently, he is in his second season with the Indiana Pacers, and was the 13th pick overall in the 2009 NBA Draft.

• **Tom Knight** - His father, Karl, played basketball at Bowdoin (1976-80).

DEMATHA CONNECTION

• **Jerian Grant** is the first Irish basketball player from DeMatha High School to attend Notre Dame during the Mike Brey era. Brey played and coached at DeMatha and also is the alma mater of assistant coach Rod Balanis. Former Irish players who also played at DeMatha include Bob Whitmore (1967-69), Sid Catlett (1969-71) and Adrian Dantley (1974-76).

IRISH INK ONE FOR 2011

• **Pat Connaughton**, a 6-5, 195-pound swingman from Arlington, Mass., was the lone early-November 2011 signee for head coach Mike Brey. He is ranked 73rd nationally by Scout.com and 100th by ESPNU.

• A four-year starter at St. John's Prep in Danvers, Mass., Connaughton averaged 24.0 points and 17.9 rebounds in 2009-10 as he led St. John's to one of the best seasons in program history as the squad finished with a 21-3 mark. In addition, his squad won the Catholic Conference championship. His team was ranked seventh in the final Massachusetts state poll after making the school's first appearance since 1974 in the Division 1 state finals.

BREY SERVING AS CHAIRMAN OF THE NCAA MEN'S BASKETBALL RULES COMMITTEE

• **Mike Brey** was elected chair of the 2010-11 NCAA Men's Basketball Rules Committee in May 2010 and is serving his fourth year on the rules committee.

ADIDAS AND NOTRE DAME UNVEIL LIGHTEST, MOST TECHNOLOGICALLY ADVANCED COLLEGE BASKETBALL UNIFORMS

• This season Notre Dame is wearing the lightest and most technologically advanced college basketball uniforms ever. Designed and developed by adidas, the uniforms are 30 percent lighter and dry twice as fast as previous uniforms to help enhance the Fighting Irish's performance by keeping players cooler, drier and more comfortable on the court.

• Along with Notre Dame, 10 other schools will debut the new uniforms this season, including Cincinnati, Indiana, Kansas, Louisville, Michigan, Nebraska, North Carolina State, Tennessee, UCLA and Wisconsin.

• In addition to the NCAA teams wearing the new uniforms, all 30 NBA teams will wear Revolution 30 jerseys this season featuring similar adidas technology.



GAME-BY-GAME STARTING LINEUPS

| Date | Opponent (Result) | Starting Lineup | No. of Times | Record With Lineup |
|-------|-----------------------------|--|--------------|--------------------|
| 11/12 | Georgia Southern (W, 98-61) | Abromaitis-Hansbrough-Martin-Nash-Scott ^ | 1 | 1-0 |
| 11/14 | Liberty (W, 72-51) | Abromaitis-Hansbrough-Martin-Nash-Scott | 2 | 2-0 |
| 11/17 | Chicago State (W, 102-62) | Abromaitis-Atkins-Hansbrough-Nash-Scott ^ | 1 | 1-0 |
| 11/22 | Maine (W, 97-72) | Abromaitis-Hansbrough-Martin-Nash-Scott | 3 | 3-0 |
| 11/25 | Georgia (W, 89-83 2ot) | Abromaitis-Hansbrough-Martin-Nash-Scott | 4 | 4-0 |
| 11/26 | California (W, 57-44) | Abromaitis-Hansbrough-Martin-Nash-Scott | 5 | 5-0 |
| 11/28 | Wisconsin (W, 58-51) | Abromaitis-Hansbrough-Martin-Nash-Scott | 6 | 6-0 |
| 11/30 | Indiana State (W, 81-72) | Abromaitis-Hansbrough-Martin-Nash-Scott | 7 | 7-0 |
| 12/8 | Kentucky (L, 58-72) | Abromaitis-Hansbrough-Martin-Nash-Scott | 8 | 7-1 |
| 12/11 | Gonzaga (W, 83-79) | Abromaitis-Hansbrough-Martin-Nash-Scott | 9 | 8-1 |
| 12/19 | Stony Brook (W, 88-62) | Abromaitis-Hansbrough-Martin-Nash-Scott | 10 | 9-1 |
| 12/22 | UMBC (W, 93-53) | Abromaitis-Hansbrough-Martin-Nash-Scott | 11 | 10-1 |
| 12/29 | Georgetown (W, 69-55) | Abromaitis-Hansbrough-Martin-Nash-Scott | 12 | 11-1 |
| 1/1 | Syracuse (L, 58-70) | Abromaitis-Hansbrough-Martin-Nash-Scott | 13 | 11-2 |
| 1/4 | Connecticut (W, 73-70) | Abromaitis-Atkins-Hansbrough-Martin-Nash ^ | 1 | 1-0 |
| 1/8 | St. John's (W, 76-61) | Abromaitis-Atkins-Hansbrough-Martin-Nash | 2 | 2-0 |
| 1/10 | Marquette (L, 57-79) | Abromaitis-Atkins-Hansbrough-Martin-Nash | 3 | 2-1 |
| 1/16 | St. John's (L, 54-72) | Abromaitis-Atkins-Hansbrough-Martin-Nash | 4 | 2-2 |
| 1/19 | Cincinnati (W, 66-58) | Abromaitis-Atkins-Hansbrough-Martin-Nash | 5 | 3-2 |
| 1/22 | Marquette (W, 80-75) | Abromaitis-Hansbrough-Martin-Nash-Scott | 14 | 12-2 |
| 1/24 | Pittsburgh (W, 56-51) | Abromaitis-Hansbrough-Martin-Nash-Scott | 15 | 13-2 |
| 2/3 | DePaul (W, 83-58) | Abromaitis-Hansbrough-Martin-Nash-Scott | 16 | 14-2 |
| 2/6 | Rutgers (W, 76-69) | Abromaitis-Hansbrough-Martin-Nash-Scott | 17 | 15-2 |
| 2/9 | Louisville (W, 89-79 ot) | Abromaitis-Hansbrough-Martin-Nash-Scott | 18 | 16-2 |

^ - Indicates first time that lineup was used



Head Coach Mike Brey

2007 & 2008 BIG EAST Coach of the Year
Third Longest Tenured Coach in BIG EAST
Record at Notre Dame: 231-117 (.664)
Overall Record: 330-169 (.661)

- 24-year veteran of the college ranks...
 - University of Notre Dame (head coach)
2000-10 (11th season)
 - University of Delaware (head coach)
1995-2000 (five seasons)
 - Duke University (assistant coach)
1987-95 (nine seasons)

| | Overall | BIG EAST (regular season) |
|---------|-----------------------|----------------------------------|
| 2000-01 | 20-10 | 11-5 (1st place-West Division) |
| 2001-02 | 22-11 | 10-6 (2nd place-West Division) |
| 2002-03 | 24-10 | 10-6 (3rd place-West Division) |
| 2003-04 | 19-13 | 9-7 (7th place) |
| 2004-05 | 17-12 | 9-7 (6th place) |
| 2005-06 | 16-14 | 6-10 (t11th place) |
| 2006-07 | 24-8 | 11-5 (4th place) |
| 2007-08 | 25-8 | 14-4 (t2nd place) |
| 2008-09 | 21-15 | 8-10 (t9th place) |
| 2009-10 | 23-12 | 10-8 (t7th place) |
| 2010-11 | 20-4 | 9-3 |
| | 231-117 (.664) | 107-71 (.601) |

- Has guided eight of his 15 teams to NCAA tournament play; has led a team to postseason play 13 times (five NIT appearances)
- Has mentored two BIG EAST Player of the Year honorees — Troy Murphy (2001) and Luke Harangody (2008) — and nine first-team all-BIG EAST honorees
- Spent eight years as an assistant coach under Mike Krzyzewski at Duke and during that time the Blue Devils advanced to the Final Four six times and won national championships in both 1991 and '92
- Played at DeMatha High School under legendary coach Morgan Wootten and graduated from there in 1977. Also served as an assistant coach for Wootten from 1982-87
- Received DeMatha High School's Distinguished Alumnus Award in October 2003
- Awarded an honorary monogram by the Notre Dame Monogram Club in December of 2006 and inducted in University of Delaware Athletic Hall of Fame in November of 2007
- Recipient of 2003 Coaches vs. Cancer Champion Award in recognition of his fund-raising efforts for the Coaches vs. Cancer Program and a member of the CVC National Council
- Along with wife Tish received the Distinguished Service Award and the 2007 March of Dimes Franklin D. Roosevelt Award. The couple has raised nearly \$2 million for the South Bend/Michiana area



Mike Brey vs. Ranked Opponents:

Overall: 35-64

at Notre Dame: 35-58

(2010-11: 5-2; 2009-10: 4-4; 2008-09: 3-9; 2007-08: 2-6;
2006-07: 4-2; 2005-06: 1-7; 2004-05: 2-5; 2003-04: 2-8;
2002-03: 5-6; 2001-02: 3-6; 2000-01: 4-3)
at Delaware: 0-6

Mike Brey in Overtime Games at Notre Dame:

Overall: 7-7

at Georgetown (2/9/02)W, 116-111 (4 OT)
at Boston College (1/25/03) W, 101-96
vs. Georgetown (2/1/03) W, 93-92 (2OT)
at Pittsburgh (1/4/06) L, 97-100 (2OT)
vs. Georgetown (1/24/06) L, 82-85 (2OT)
at Louisville (2/4/06) L, 86-89
at Connecticut (2/21/06) L, 74-75
at Michigan (3/20/06) L, 84-87 (2OT)
vs. Providence (1/31/08)W, 81-74
at Louisville (1/12/09) L, 73-87
at Louisville (2/17/10) L, 89-91 (2OT)
at Marquette (3/6/10) W, 63-60
vs. Georgia (11/25/10)..... W, 89-83 (2OT)
vs. Louisville (2/9/11)..... W, 89-79

Irish Record Under Brey In Games Decided By ...

| | |
|--------------|----------------|
| 1 point | 11-11 |
| 2 points | 6-11 |
| 3 points | 15-16 |
| 4 points | 4-6 |
| 5 points | 7-7 |
| 6 points | 11-5 |
| 7 points | 17-7 |
| 8 points | 6-10 |
| 9 points | 7-4 |
| 10 points | 13-6 |
| 11-15 points | 46-22 |
| 16-20 points | 27-9 |
| 21-30 points | 26-3 |
| 31-40 points | 25-0 |
| 41-50 points | 10-0 |
| 50+points | 0-0 |
| Total | 231-117 |



BIG EAST Coaching Percentage

Regular Season and BIG EAST Tournament

| | W-L | Pct. | Yrs. | Tour. | Pct. |
|--|----------------|-------------|-----------|--------------|-------------|
| 1. Jamie Dixon, Pittsburgh | 104-42 | .712 | 8 | 11-6 | .647 |
| 2. John Thompson, Georgetown | 231-123 | .653 | 20 | 33-13 | .717 |
| 3. Jim Boeheim, Syracuse | 378-209 | .644 | 32 | 45-26 | .634 |
| 4. Jim Calhoun, Connecticut | 295-167 | .639 | 25 | 28-18 | .609 |
| 5. Bob Huggins, West Virginia | 47-27 | .635 | 4 | 7-2 | .778 |
| Lou Carnesecca, St. John's | 139-80 | .635 | 13 | 12-11 | .522 |
| 7. John Thompson III, Georgetown | 82-48 | .631 | 7 | 11-5 | .688 |
| 8. Rick Pitino, Providence/Louisville | 88-52 | .629 | 8 | 5-6 | .455 |
| 9. Buzz Williams, Marquette | 32-20 | .615 | 3 | 3-2 | .600 |
| 10. Mike Jarvis, St. John's | 57-36 | .613 | 5 | 7-4 | .636 |
| 11. Tom Crean, Marquette | 34-22 | .607 | 3 | 3-3 | .500 |
| 12. Ben Howland, Pittsburgh | 43-29 | .597 | 4 | 8-3 | .727 |
| 13. Jay Wright, Villanova | 105-73 | .590 | 10 | 8-9 | .471 |
| 14. Mike Brey, Notre Dame | 113-81 | .582 | 11 | 6-10 | .375 |
| 15. Rollie Massimino, Villanova | 123-92 | .572 | 12 | 13-12 | .520 |

BIG EAST Coaching Wins

Regular Season and BIG EAST Tournament

| | W-L | Pct. | Yrs. | Tour. | Pct. |
|------------------------------------|----------------|-------------|-----------|--------------|-------------|
| 1. Jim Boeheim, Syracuse | 378-209 | .644 | 32 | 45-26 | .634 |
| 2. Jim Calhoun, Connecticut | 295-167 | .639 | 25 | 28-18 | .609 |
| 3. John Thompson, Georgetown | 231-123 | .653 | 20 | 33-13 | .717 |
| 4. Lou Carnesecca, St. John's | 139-80 | .635 | 13 | 12-11 | .522 |
| 5. Rollie Massimino, Villanova | 123-92 | .572 | 12 | 13-12 | .520 |
| 6. Mike Brey, Notre Dame | 113-81 | .582 | 11 | 6-10 | .375 |
| 7. Jay Wright, Villanova | 105-73 | .590 | 10 | 8-9 | .471 |
| 8. Jamie Dixon, Pittsburgh | 104-42 | .712 | 8 | 11-6 | .647 |
| 9. Steve Lappas, Villanova | 97-79 | .551 | 9 | 10-8 | .556 |
| 10. P.J. Carlesimo, Seton Hall | 90-130 | .409 | 9 | 13-10 | .565 |

Bold indicates active BIG EAST head coach



Notre Dame Last Time Win/Loss Versus Ranked Opponent in Associated Press Poll

| | Date | Opponent (Location) | Score | | | | |
|---------------------|-----------------|-----------------------------|--------------|--|----------------|----------------------------|--------------|
| Win vs. #1 | 2-1-87 | North Carolina (H) | 60-58 | Win vs. #20 | 1-15-98 | West Virginia (A) | 74-72 |
| Loss vs. #1 | 11-26-08 | (8) North Carolina (LC)! | 87-102 | Loss vs. #20 | 1-12-09 | (12) Louisville (A) | 73-87 |
| Win vs. #2 | 1-24-11 | Pittsburgh (A) | 56-51 | Win vs. #21 | 1-9-07 | (22) West Virginia (H) | 61-58 |
| Loss vs. #2 | 2-28-09 | Connecticut (A) | 65-72 | Loss vs. #21 | 3-22-08 | (15) Washington St. (PC)\$ | 41-61 |
| Win vs. #3 | 3-3-90 | Missouri (H) | 98-67 | Win vs. #22 | 12-7-05 | Alabama (A) | 78-71 |
| Loss vs. #3 | 1-27-10 | Villanova (A) | 90-72 | Loss vs. #22 | 3-16-07 | Winthrop (SA)\$ | 64-74 |
| Win vs. #4 | 12-7-06 | Alabama (H) | 99-85 | Win vs. #23 | 12-3-06 | Maryland (VC)@ | 81-74 |
| Loss vs. #4 | 2-7-04 | Pittsburgh (H) | 58-66 | Loss vs. #23 | 3-8-06 | Georgetown (MSG)* | 63-67 |
| Win vs. #5 | 2-12-09 | Louisville (H) | 90-57 | Win vs. #24 | NA | | |
| Loss vs. #5 | 1-1-11 | (15) Syracuse (A) | 58-70 | Loss vs. #24 | 3-5-05 | Pittsburgh (H) | 77-85 |
| Win vs. #6 | 11-25-08 | (8) Texas (LC)! | 81-80 | Win vs. #25 | 1-19-11 | Cincinnati (H) | 66-58 |
| Loss vs. #6 | 1-6-03 | (5) Pittsburgh (A) | 55-72 | Loss vs. #25 | 3-13-08 | Marquette (MSG)* | 79-89 |
| Win vs. #7 | 2-2-82 | San Francisco (H) | 75-66 | <i>Event/Location Notes</i> | | | |
| Loss vs. #7 | 3-12-10 | West Virginia (MSG)* | 51-53 | \$ - NCAA Tournament | | | |
| Win vs. #8 | 1-4-11 | (14) Connecticut (H) | 73-70 | * - BIG EAST Tournament | | | |
| Loss vs. #8 | 1-17-09 | (12) Syracuse (A) | 74-93 | ! - Maui Invitational | | | |
| Win vs. #9 | 12-29-10 | (15) Georgetown (H) | 69-55 | ^ - SEC/BIG EAST Invitational | | | |
| Loss vs. #9 | 3-9-07 | (20) Georgetown (MSG)* | 82-84 | @ - BB&T Classic | | | |
| Win vs. #10 | 2-21-01 | (18) Boston College (H) | 76-75 | (H) - Home | | | |
| Loss vs. #10 | 1-2-10 | Connecticut (A) | 70-82 | (A) - Away | | | |
| Win vs. #11 | 2-27-10 | Georgetown (A) | 78-64 | (LC) - Lahaina Civic Center (Maui) | | | |
| Loss vs. #11 | 3-2-09 | Villanova (H) | 60-77 | (MCI) - MCI Center (Washington, D.C.) | | | |
| Win vs. #12 | 2-24-10 | Pittsburgh (H) | 68-53 | (MSG) - Madison Square Garden (New York, N.Y.) | | | |
| Loss vs. #12 | 3-4-03 | Syracuse (A) | 88-92 | (KC) - Kansas City, Mo. | | | |
| Win vs. #13 | 12-2-02 | Marquette (H) | 92-71 | (D) - Dayton, Ohio | | | |
| Loss vs. #13 | 2-28-08 | (17) Louisville (A) | 85-90 | (BFC) - Big Four Classic (Indianapolis, Ind.) | | | |
| Win vs. #14 | 12-5-87 | Louisville (BFC) | 69-54 | (FH) - Freedom Hall (Louisville, Ky.) | | | |
| Loss vs. #14 | 3-18-01 | (19) Mississippi (KC)\$ | 56-59 | (PC) - Pepsi Center (Denver, Colo.) | | | |
| Win vs. #15 | 1-21-98 | Syracuse (H) | 83-63 | (SA) - Spokane Arena (Spokane, Wash.) | | | |
| Loss vs. #15 | 2-7-09 | UCLA (A) | 63-89 | (VC) - Verizon Center (Washington, D.C.) | | | |
| Win vs. #16 | 2-9-11 | Louisville (H) (ot) | 89-79 | <i>Note - Number before opponent indicates Notre Dame's AP ranking at the time of the game</i> | | | |
| Loss vs. #16 | 1-18-03 | (10) Kentucky (A) | 73-88 | <i>Bold italics</i> indicates result from this season | | | |
| Win vs. #17 | 3-7-70 | (15) Ohio U. (D)\$ | 112-82 | | | | |
| Loss vs. #17 | 12-8-10 | (23) Kentucky (FH)^ | 58-72 | | | | |
| Win vs. #18 | 1-26-08 | Villanova (A) | 90-80 | | | | |
| Loss vs. #18 | 2-12-05 | Pittsburgh (A) | 66-68 | | | | |
| Win vs. #19 | 1-30-05 | Connecticut (H) | 78-74 | | | | |
| Loss vs. #19 | 3-8-02 | Connecticut (MSG)* | 77-82 | | | | |

Event/Location Notes

\$ - NCAA Tournament

* - BIG EAST Tournament

! - Maui Invitational

^ - SEC/BIG EAST Invitational

@ - BB&T Classic

(H) - Home

(A) - Away

(LC) - Lahaina Civic Center (Maui)

(MCI) - MCI Center (Washington, D.C.)

(MSG) - Madison Square Garden (New York, N.Y.)

(KC) - Kansas City, Mo.

(D) - Dayton, Ohio

(BFC) - Big Four Classic (Indianapolis, Ind.)

(FH) - Freedom Hall (Louisville, Ky.)

(PC) - Pepsi Center (Denver, Colo.)

(SA) - Spokane Arena (Spokane, Wash.)

(VC) - Verizon Center (Washington, D.C.)

Note - Number before opponent indicates Notre Dame's AP ranking at the time of the game

Bold italics indicates result from this season



NOTRE DAME RECORD BOOK WATCH LIST

CAREER

Three-Point Field Goals Made

| | | | |
|------------|-----------------------|----------------|------------|
| 1. | Colin Falls | 2003-07 | 331 |
| 2. | Chris Thomas | 2001-05 | 302 |
| 3. | Matt Carroll | 1999-03 | 301 |
| 4. | Kyle McAlarney | 2005-09 | 298 |
| 5. | David Graves | 1998-02 | 259 |
| 6. | Ryan Hoover | 1992-96 | 248 |
| 7. | Chris Quinn | 2002-05 | 239 |
| 8. | Ryan Ayers | 2005-09 | 170 |
| 9. | Martin Ingelsby | 1997-01 | 167 |
| 10. | Russell Carter | 2003-07 | 139 |
| 11. | Tim Abromaitis | 2007-11 | 128 |
| 12. | Ben Hansbrough | 2009-11 | 125 |
| 13. | Luke Zeller | 2005-09 | 107 |
| 14. | Tory Jackson | 2006-10 | 103 |
| 15. | Pat Garrity | 1994-98 | 100 |
| 16. | Antoni Wyche | 1995-99 | 93 |
| 17. | Elmer Bennett | 1988-92 | 91 |
| 18. | Jordan Cornette | 2001-05 | 74 |
| 19. | Joe Fredrick | 1986-90 | 73 |
| 20. | Rob Kurz | 2004-08 | 72 |

Three-Point Field Goals Attempted

| | | | |
|------------|-----------------------|----------------|------------|
| 1. | Chris Thomas | 2001-05 | 833 |
| 2. | Colin Falls | 2003-07 | 826 |
| 3. | Matt Carroll | 2002-03 | 762 |
| 4. | Kyle McAlarney | 2005-09 | 687 |
| 5. | Ryan Hoover | 1992-96 | 680 |
| 6. | David Graves | 1998-02 | 630 |
| 7. | Chris Quinn | 2002-06 | 573 |
| 8. | Ryan Ayers | 2005-09 | 401 |
| 9. | Martin Ingelsby | 1997-01 | 394 |
| 10. | Russell Carter | 2003-07 | 342 |
| 11. | Antoni Wyche | 1995-99 | 333 |
| 12. | Tory Jackson | 2006-10 | 320 |
| 13. | Tim Abromaitis | 2007-11 | 314 |
| 14. | Ben Hansbrough | 2009-11 | 300 |
| 15. | Luke Zeller | 2005-09 | 297 |
| 16. | Pat Garrity | 1994-98 | 279 |
| 17. | Elmer Bennett | 1988-92 | 259 |
| 18. | Jordan Cornette | 2001-05 | 245 |
| 19. | Troy Murphy | 1998-01 | 191 |
| 20. | Pete Miller | 1993-97 | 190 |

Three-Point Field Goal Percentage

Percentage (Min. 120 Attempted)

| | | | |
|------------|-----------------------|----------------|-------------|
| 1. | Joe Fredrick | 1986-90 | .490 |
| 2. | Kyle McAlarney | 2005-09 | .434 |
| 3. | Ryan Ayers | 2005-09 | .424 |
| | Martin Ingelsby | 1997-01 | .424 |
| 5. | Chris Quinn | 2002-06 | .417 |
| | Ben Hansbrough | 2009-11 | .417 |
| 7. | David Graves | 1998-02 | .411 |
| 8. | Rob Kurz | 2004-08 | .409 |
| 9. | Tim Abromaitis | 2007-11 | .408 |
| 10. | David Rivers | 1984-88 | .406 |
| | Russell Carter | 2003-07 | .406 |
| 12. | Colin Falls | 2003-07 | .401 |
| 13. | Keith Friel | 1996-98 | .397 |
| 14. | Matt Carroll | 1999-03 | .395 |
| 15. | Jamere Jackson | 1987-90 | .380 |
| 16. | Carleton Scott | 2008-11 | .379 |
| 17. | Jonathan Peoples | 2006-10 | .377 |
| 18. | Kevin Ellery | 1988-91 | .372 |
| 19. | Carl Cozen | 1991-94 | .370 |
| 20. | Ryan Hoover | 1993-96 | .365 |

Assists

| | | | |
|------------|-----------------------|----------------|------------|
| 1. | Chris Thomas | 2001-05 | 833 |
| 2. | Tory Jackson | 2006-10 | 694 |
| 3. | David Rivers | 1984-88 | 586 |
| 4. | Tim Singleton | 1987-91 | 549 |
| 5. | Martin Ingelsby | 1997-01 | 526 |
| 6. | Elmer Bennett | 1988-92 | 516 |
| 7. | Rich Branning | 1976-80 | 466 |
| 8. | Chris Quinn | 2002-06 | 428 |
| 9. | John Paxson | 1979-83 | 411 |
| 10. | Jackie Meehan | 1969-71 | 395 |
| 11. | Admore White | 1993-97 | 390 |
| 12. | Jimmy Dillon | 1996-00 | 387 |
| 13. | Kyle McAlarney | 2005-09 | 376 |
| 14. | David Graves | 1998-02 | 340 |
| 15. | Matt Carroll | 1999-03 | 314 |
| 16. | Ryan Hoover | 1992-96 | 264 |
| 17. | Ray Martin | 1973-77 | 261 |
| 18. | Ben Hansbrough | 2009-11 | 248 |
| 19. | Zach Hillesland | 2005-09 | 234 |
| 20. | Dwight Clay | 1972-75 | 229 |

Assist Average

| | | | |
|-----------|-----------------------|----------------|------------|
| 1. | Chris Thomas | 2001-05 | 6.5 |
| 2. | Doug Gottlieb | 1995-96 | 5.7 |
| 3. | Jackie Meehan | 1968-71 | 5.3 |
| 4. | Tory Jackson | 2006-10 | 5.1 |
| 5. | David Rivers | 1984-88 | 5.0 |
| 6. | Tim Singleton | 1987-91 | 4.9 |
| 7. | Martin Ingelsby | 1997-01 | 4.3 |
| 8. | Ben Hansbrough | 2009-11 | 4.2 |
| | Elmer Bennett | 1988-92 | 4.2 |
| 10. | Rich Branning | 1976-80 | 4.1 |
| 11. | John Paxson | 1979-83 | 3.7 |
| 12. | Admore White | 1993-97 | 3.6 |
| | Eric Atkins | 2010-11 | 3.6 |
| 14. | Chris Quinn | 2002-06 | 3.5 |
| 15. | Kyle McAlarney | 2005-09 | 3.4 |
| 16. | Joe Howard | 1983-84 | 3.3 |
| 17. | Jimmy Dillon | 1996-00 | 3.2 |
| 18. | Ray Martin | 1973-77 | 2.9 |
| 19. | David Graves | 1998-02 | 2.6 |
| | Dwight Clay | 1972-75 | 2.6 |

Blocked Shots

| | | | |
|-----|-----------------------|----------------|-----------|
| 1. | Jordan Cornette | 2001-05 | 201 |
| 2. | LaPhonso Ellis | 1988-92 | 200 |
| 3. | Ryan Humphrey | 2000-02 | 166 |
| 4. | Torin Francis | 2002-06 | 157 |
| 5. | Troy Murphy | 1998-01 | 126 |
| 6. | Rob Kurz | 2004-08 | 122 |
| 7. | Matt Gotsch | 1993-97 | 97 |
| 8. | Luke Harangody | 2006-10 | 95 |
| 9. | Phil Hickey | 1995-99 | 84 |
| 10. | Tracy Jackson | 1977-81 | 75 |
| | Carleton Scott | 2008-11 | 75 |
| 12. | Keith Tower | 1988-92 | 65 |
| | Ken Barlow | 1982-86 | 65 |
| 14. | Pat Garrity | 1994-98 | 64 |
| 15. | Marcus Young | 1993-97 | 61 |
| 16. | Orlando Woolridge | 1977-81 | 54 |
| 17. | Monty Williams | 1989-94 | 50 |
| 18. | Harold Swanagan | 1998-02 | 49 |
| | Torrian Jones | 2000-03 | 49 |
| 20. | Ryan Ayers | 2005-09 | 47 |
| -- | Tyrone Nash | 2007-11 | 37 |



Blocked Shots Average

| | | | |
|-----|-----------------------|----------------|------------|
| 1. | Ryan Humphrey | 2000-02 | 2.8 |
| 2. | LaPhonso Ellis | 1988-92 | 2.1 |
| 3. | Jordan Cornette | 2001-04 | 1.6 |
| 4. | Torin Francis | 2002-05 | 1.4 |
| 5. | Troy Murphy | 1998-01 | 1.3 |
| 6. | Rob Kurz | 2004-08 | 1.1 |
| 7. | Matt Gotsch | 1993-97 | 1.0 |
| | Carleton Scott | 2008-11 | 1.0 |
| 9. | Phil Hickey | 1995-99 | 0.8 |
| 10. | Tracy Jackson | 1977-81 | 0.7 |
| | Luke Harangody | 2006-10 | 0.7 |
| 12. | Pat Garrity | 1994-98 | 0.6 |
| | Marcus Young | 1993-97 | 0.6 |
| | Monty Williams | 1989-94 | 0.6 |
| | Keith Tower | 1988-92 | 0.6 |
| 16. | Ivan Kartelo | 1999-01 | 0.5 |
| | Malik Russell | 1991-93 | 0.5 |
| | Ken Barlow | 1982-86 | 0.5 |
| | Orlando Woolridge | 1977-81 | 0.5 |
| | Dennis Latimore | 2004-05 | 0.5 |

Steals Average

| | | | |
|-----|-----------------------|----------------|------------|
| 1. | Chris Thomas | 2001-04 | 1.9 |
| 2. | David Rivers | 1984-88 | 1.7 |
| 3. | Tory Jackson | 2006-10 | 1.6 |
| | David Graves | 1998-02 | 1.6 |
| 5. | Chris Quinn | 2002-05 | 1.3 |
| | Doug Gottlieb | 1995-96 | 1.3 |
| | Ryan Hoover | 1992-96 | 1.3 |
| | Tim Singleton | 1987-91 | 1.3 |
| | Bill Hanzlik | 1976-80 | 1.3 |
| 10. | Troy Murphy | 1998-01 | 1.2 |
| | Elmer Bennett | 1988-92 | 1.2 |
| | John Paxson | 1979-83 | 1.2 |
| 13. | Russell Carter | 2003-07 | 1.1 |
| | Martin Ingelsby | 1997-01 | 1.1 |
| | Jimmy Dillon | 1996-00 | 1.1 |
| | Derek Manner | 1994-98 | 1.1 |
| | Admore White | 1993-97 | 1.1 |
| | Joe Howard | 1983-84 | 1.1 |
| | Ben Hansbrough | 2009-11 | 1.1 |
| 20. | Jordan Cornette | 2001-05 | 1.0 |
| | Adin McCann | 1996-97 | 1.0 |
| | Lamarr Justice | 1991-95 | 1.0 |
| | Monty Williams | 1989-94 | 1.0 |
| | Scott Hicks | 1983-87 | 1.0 |

Games Played

| | | | |
|-----|--------------------|----------------|------------|
| 20. | David Rivers | 1984-88 | 118 |
| -- | Tyrone Nash | 2007-11 | 108 |

SEASON

Three-Point Field Goal Percentage

(Min. 75 Attempted)

| | | |
|------------|-----------------------|-------------|
| 19. | Ben Hansbrough | .420 |
| 20. | David Rivers | .419 |
| | Chris Quinn | .419 |
| -- | Tim Abromaitis | .393 |
| -- | Carleton Scott | .392 |

Assists

| | | |
|-----|-----------------------|-----------|
| 20. | Martin Ingelsby | 150 |
| -- | Ben Hansbrough | 95 |
| -- | Eric Atkins | 87 |

Blocked Shots

| | | | |
|----|-----------------|---------|----|
| 1. | Ryan Humphrey | 2001-02 | 87 |
| 2. | LaPhonso Ellis | 1991-92 | 86 |
| 3. | Ryan Humphrey | 2000-01 | 79 |
| 4. | Jordan Cornette | 2002-03 | 75 |
| 5. | Jordan Cornette | 2003-04 | 63 |
| 6. | Torin Francis | 2002-03 | 60 |
| 7. | Tracy Jackson | 1980-81 | 59 |

| | | | |
|-----|-----------------------|----------------|-----------|
| 8. | LaPhonso Ellis | 1988-89 | 53 |
| 9. | Troy Murphy | 2000-01 | 50 |
| 10. | Rob Kurz | 2007-08 | 48 |
| 11. | Rob Kurz | 2006-07 | 46 |
| | Jordan Cornette | 2004-05 | 46 |
| 13. | Matt Gotsch | 1996-97 | 41 |
| 14. | Troy Murphy | 1999-00 | 38 |
| | Troy Murphy | 1998-99 | 38 |
| 16. | Carleton Scott | 2009-10 | 37 |
| | LaPhonso Ellis | 1989-90 | 37 |
| 18. | Torin Francis | 2003-04 | 35 |
| | Carleton Scott | 2010-11 | 35 |

Blocked Shots Average

| | | | |
|-----|-----------------------|----------------|------------|
| 1. | Ryan Humphrey | 2001-02 | 2.8 |
| 2. | Ryan Humphrey | 2000-01 | 2.7 |
| 3. | LaPhonso Ellis | 1991-92 | 2.6 |
| 4. | Jordan Cornette | 2002-02 | 2.2 |
| 5. | Tracy Jackson | 1980-81 | 2.1 |
| 6. | Jordan Cornette | 2003-04 | 2.0 |
| | LaPhonso Ellis | 1989-90 | 2.0 |
| 8. | Torin Francis | 2003-04 | 1.8 |
| | Torin Francis | 2002-03 | 1.8 |
| | Carleton Scott | 2010-11 | 1.8 |
| 11. | Troy Murphy | 2000-01 | 1.7 |
| | LaPhonso Ellis | 1989-90 | 1.7 |
| 13. | Jordan Cornette | 2004-05 | 1.6 |
| | LaPhonso Ellis | 1990-91 | 1.6 |
| 15. | Rob Kurz | 2007-08 | 1.5 |
| | Rob Kurz | 2006-07 | 1.5 |
| | Matt Gotsch | 1996-97 | 1.5 |
| 18. | Rob Kurz | 2006-07 | 1.4 |
| | Troy Murphy | 1998-99 | 1.4 |
| 20. | Orlando Woolridge | 1979-80 | 1.2 |

Steal Average

| | | |
|-----|-----------------------|------------|
| 20. | Tim Singleton | 1.6 |
| -- | Ben Hansbrough | 1.2 |

Free Throw Percentage

(Min. 75 Attempted)

| | | | |
|-----|-----------------------|----------------|-------------|
| 19. | Chris Thomas | 2003-04 | .826 |
| | Matt Carroll | 2001-02 | .826 |
| | Adrian Dantley | 1973-74 | .826 |
| | Austin Carr | 1969-70 | .826 |
| | George Restovich | 1965-66 | .826 |
| -- | Ben Hansbrough | 2010-11 | .814 |
| -- | Tim Abromaitis | 2010-11 | .814 |

INDIVIDUAL RECORDS BY CLASS

Highest Free Throw Percentage

(Minimum 75 Attempted)

As a Senior

| Name | Season | FTM-A | Pct. | |
|------|-----------------------|----------------|----------------|-------------|
| 1. | Chris Thomas | 2004-05 | 98-110 | .891 |
| 2. | Chris Quinn | 2005-06 | 95-109 | .872 |
| 3. | Rob Kurz | 2007-08 | 122-143 | .853 |
| 4. | John McCarthy | 1957-58 | 132-156 | .846 |
| 5. | Matt Carroll | 2002-03 | 135-160 | .844 |
| -- | Ben Hansbrough | 2010-11 | 105-129 | .814 |
| -- | Tim Abromaitis | 2010-11 | 83-102 | .814 |

Highest Block Average%

As a Senior

| Name | Season | BPG | |
|-----------|-----------------------|----------------|------------|
| 1. | Ryan Humphrey | 2001-02 | 2.8 |
| 2. | LaPhonso Ellis | 1991-92 | 2.6 |
| 3. | Tracy Jackson | 1980-81 | 2.1 |
| 4. | Carleton Scott | 2010-11 | 1.8 |
| 5. | Jordan Cornette | 2004-05 | 1.6 |
| 6. | Matt Gotsch | 1996-97 | 1.5 |
| | Rob Kurz | 2007-08 | 1.5 |

Bold indicates current player



Notre Dame Highs and Lows Under Mike Brey

Notre Dame – Team Game Highs (1st Half)

| | |
|-----------------------------|---|
| Points | 62 vs. Loyola-Chicago (11/22/00) |
| | 62 vs. Georgia Southern (11/12/10)* |
| Field Goals Made | 24 vs. IPFW (11/10/06)* |
| | 24 vs. Syracuse (1/30/07) |
| Field Goals Attempted | 43 vs. New Hampshire (11/16/01)* |
| | 43 vs. Syracuse (1/30/07) |
| Field Goal Percentage | 75.0% (18-24) vs. West Virginia (1/9/10)* |
| 3 PT Field Goals Made | 14 vs. South Dakota (12/2/08)* |
| 3 PT Field Goals Attempted | 23 vs. South Dakota (12/2/08)* |
| 3 PT Field Goals Percentage | 85.7% (6-7) vs. West Virginia (1/9/10)* |
| Free Throws Made | 18 vs. Liberty (11/22/09)* |
| | 18 vs. Maine (11/22/10)* |
| Free Throws Attempted | 24 vs. Liberty (11/22/09)* |
| Free Throw Percentage | 100.0% on 18 occasions |
| Total Rebounds | 32 vs. Chicago State (11/17/10)* |
| Offensive Rebounds | 15 vs. Savannah State (12/22/08)* |
| Defensive Rebounds | 24 vs. Northern Illinois (12/8/07)* |
| Assists | 19 vs. Canisius (12/19/00)* |
| Steals | 12 vs. New Hampshire (11/16/01)* |
| Blocked Shots | 13 vs. Belmont (11/17/02)* |
| Turnovers | 14 vs. Monmouth (11/16/07) |
| | 14 vs. St. John's (1/16/11) |
| Fouls | 13 vs. St. John's (1/16/11) |

Notre Dame – Team Game Highs (2nd Half)

| | |
|-----------------------------|---------------------------------------|
| Points | 68 vs. Georgetown (4OT) (2/9/02) |
| Field Goals Made | 24 vs. Pittsburgh (1/4/06) |
| Field Goals Attempted | 63 vs. Georgetown (4OT) (2/9/02) |
| Field Goal Percentage | 72.0% vs. Lafayette (11/14/06) |
| 3 PT Field Goals Made | 11 vs. St. John's (3/6/04) |
| | 11 vs. North Carolina (11/26/08) |
| 3 PT Field Goals Attempted | 24 vs. Pittsburgh (1/4/06) |
| 3 PT Field Goals Percentage | 75.0% (6-8) vs. Connecticut (2/21/05) |
| Free Throws Made | 27 vs. Seton Hall (2/18/06) |
| Free Throws Attempted | 32 vs. California (11/26/10) |
| Free Throw Percentage | 100.0% on six occasions |
| Total Rebounds | 34 vs. Seton Hall (1/8/01) |
| Offensive Rebounds | 15 vs. Army (12/19/04)* |
| Defensive Rebounds | 25 vs. Sacred Heart (11/18/00)* |
| Assists | 16 vs. Army (12/19/04)* |
| | 16 vs. Maine (11/22/10)* |
| Steals | 14 vs. New Hampshire (11/16/01)* |
| Blocked Shots | 6 vs. Belmont (11/17/02)* |
| | 6 vs. IUPUI (12/9/09)* |
| Turnovers | 13 vs. Niagara (12/21/05)* |
| | 13 vs. Marquette (1/12/08) |
| Fouls | 26 vs. Pittsburgh (1/4/06) |

Notre Dame – Team Game Highs (Total)

| | |
|-----------------------------|---|
| Points | 116 vs. Georgetown (4OT) (2/9/02) |
| Field Goals Made | 42 vs. Canisius (12/19/00)* |
| Field Goals Attempted | 94 vs. Georgetown (4OT) (2/9/02) |
| Field Goal Percentage | 66.7% (34-51) vs. Pittsburgh (1/30/02)* |
| 3 PT Field Goals Made | 19 vs. South Dakota (12/2/08)*# |
| 3 PT Field Goals Attempted | 44 vs. Canisius (12/22/00) |
| 3 PT Field Goals Percentage | 72.7% (16-22) vs. Loyola Chicago (11/22/00)*# |
| Free Throws Made | 33 vs. Seton Hall (2/18/06) |
| Free Throws Attempted | 45 vs. Columbia (12/23/05)* |
| Free Throw Percentage | 100% (5-5) vs. Illinois (3/22/03) |
| | 100% (19-19) vs. Villanova (1/8/05)*# |
| Total Rebounds | 64 vs. Georgetown (4OT) (2/9/02) |
| Offensive Rebounds | 24 vs. Seton Hall (1/8/01) |
| Defensive Rebounds | 41 vs. Northern Illinois (12/8/07)* |
| Assists | 32 vs. Canisius (12/19/00)*# |
| Steals | 26 vs. New Hampshire (11/16/01)*# |
| Blocked Shots | 19 vs. Belmont (12/17/02)*# |
| Turnovers | 24 vs. Marquette (1/12/08) |
| Fouls | 32 vs. Pittsburgh (1/4/06) |

Notre Dame – Team Game Lows (1st Half)

| | |
|-----------------------------|--|
| Points | 17 vs. Connecticut (3/3/10)* |
| Field Goals Made | 4 vs. St. John's (1/16/11) |
| Field Goals Attempted | 14 vs. St. John's (1/16/11) |
| Field Goal Percentage | 18.8% (6-32) vs. Connecticut (2/21/04) |
| 3 PT Field Goals Made | 0 vs. West Virginia (1/7/04) |
| | 0 vs. California (11/26/10) |
| 3 PT Field Goals Attempted | 4 vs. St. Louis (11/28/09) |
| 3 PT Field Goals Percentage | 0.0% on three occasions |
| Free Throws Made | 0 on ten occasions |
| Free Throws Attempted | 0 on seven occasions |
| Free Throw Percentage | 0.0% on ten occasions |
| Total Rebounds | 9 vs. UCF (12/6/09)* |
| | 9 vs. Pittsburgh (3/11/10) |
| Offensive Rebounds | 0 vs. West Virginia (1/9/10)* |
| Defensive Rebounds | 6 vs. Louisville (2/17/10) |
| Assists | 1 vs. Villanova (1/27/07)* |
| Steals | 0 on seven occasions |
| Blocked Shots | 0 on 32 occasions |
| Turnovers | 0 vs. DePaul (1/23/10)* |
| Fouls | 0 vs. Samford (12/30/04)* |

Notre Dame – Team Game Lows (2nd Half)

| | |
|-----------------------------|--------------------------------------|
| Points | 18 vs. Pittsburgh (3/11/10) |
| Field Goals Made | 5 vs. West Virginia (1/9/10)* |
| | 5 vs. Pittsburgh (3/11/10) |
| Field Goals Attempted | 13 vs. Pittsburgh (3/11/10) |
| Field Goal Percentage | 21.4% (6-28) vs. Harvard (11/19/04)* |
| 3 PT Field Goals Made | 0 on four occasions |
| 3 PT Field Goals Attempted | 2 vs. Rutgers (2/6/11)* |
| 3 PT Field Goals Percentage | 0.0% (0-6) vs. Providence (1/31/08)* |
| | 0.0% (0-2) vs. Rutgers (2/6/11)* |
| Free Throws Made | 0 vs. Pittsburgh (1/12/04) |
| | 0 vs. Indiana (11/24/08) |
| | 0 vs. Old Dominion (3/18/10) |
| Free Throws Attempted | 0 vs. Indiana (11/24/08) |
| | 0 vs. Old Dominion (3/18/10) |
| Free Throw Percentage | 0.0% on four occasions |
| Total Rebounds | 7 vs. Rutgers (3/1/03) |
| Offensive Rebounds | 2 on four occasions |
| Defensive Rebounds | 4 vs. Rutgers (3/1/03) |
| Assists | 0 vs. Harvard (11/19/04) |
| Steals | 0 on 10 occasions |
| Blocked Shots | 0 on 27 occasions |
| Turnovers | 0 vs. West Virginia (3/10/04) |
| Fouls | 3 on three occasions |

Notre Dame – Team Game Lows (Total)

| | |
|-----------------------------|--|
| Points | 41 vs. Washington State (3/22/08) |
| Field Goals Made | 13 vs. Rutgers (3/1/03) |
| | 13 vs. Washington State (3/22/08) |
| Field Goals Attempted | 34 vs. Pittsburgh (3/11/10) |
| Field Goal Percentage | 24.5% (13-53) vs. Washington State (3/22/08) |
| 3 PT Field Goals Made | 1 vs. Pittsburgh (2/3/01) |
| | 1 vs. California (11/26/10) |
| 3 PT Field Goals Attempted | 8 vs. Pittsburgh (2/3/01) |
| 3 PT Field Goals Percentage | 5.0% (1-20) vs. California (11/26/10) |
| Free Throws Made | 1 vs. Connecticut (2/28/09) |
| Free Throws Attempted | 3 vs. Old Dominion (3/18/10) |
| Free Throw Percentage | 20.0% (1-5) vs. Connecticut (2/28/09) |
| Total Rebounds | 21 vs. Rutgers (3/1/03) |
| Offensive Rebounds | 3 vs. DePaul (12/14/02)* |
| Defensive Rebounds | 14 vs. DePaul (12/11/04)* |
| Assists | 6 vs. Mississippi (3/18/01) |
| Steals | 1 on four occasions |
| Blocked Shots | 0 on seven occasions |
| Turnovers | 2 vs. DePaul (1/23/10)* |
| Fouls | 6 on three occasions |

* Indicates game played at the Purcell Pavilion, Notre Dame, Ind.

Indicates school record



Opponent Highs and Lows Under Mike Brey

Opponent – Team Game Highs (1st Half)

| | |
|----------------------------|-----------------------------------|
| Points | 53, Arizona (3/27/03) |
| Field Goals Made | 23, Arizona (3/27/03) |
| Field Goals Attempted | 44, Georgetown (3/4/01)* |
| Field Goal Percentage | 61.5% (16-26), UCF (12/6/09)* |
| 3 PT Field Goals Made | 9, Syracuse (1/22/11)* |
| | 9, Lehigh (11/27/06)* |
| 3 PT Field Goals Attempted | 19, Syracuse (1/11/06)* |
| 3 PT Field Goal Percentage | 81.8% (9-11), Lehigh (11/26/06)* |
| Free Throws Made | 14, Sacred Heart (11/18/00)* |
| Free Throws Attempted | 19, Sacred Heart (11/18/00)* |
| Free Throw Percentage | 100.0%, on 21 occasions |
| Total Rebounds | 33, Connecticut (2/21/04) |
| Offensive Rebounds | 16, Northern Illinois (11/24/03)* |
| Defensive Rebounds | 21, on six occasions |
| Assists | 15, Seton Hall (2/11/10) |
| Steals | 9, Miami (Fla.) (2/23/02) |
| | 9, Marquette (1/12/08) |
| Blocked Shots | 10, Connecticut (2/21/04) |
| Turnovers | 16, Loyola (Chicago) (11/22/00)* |
| Fouls | 16, on four occasions |

Opponent – Team Game Highs (2nd Half)

| | |
|----------------------------|-------------------------------------|
| Points | 68, Georgetown (4 OT) (2/9/02) |
| Field Goals Made | 21, Syracuse (2/24/08)* |
| Field Goals Attempted | 49, Syracuse (2/24/08)* |
| Field Goal Percentage | 68.2% (15-22), American (12/21/03)* |
| 3 PT Field Goals Made | 9, Texas (12/8/02) |
| | 9, West Virginia (1/9/10)* |
| 3 PT Field Goals Attempted | 22, Tennessee Tech (12/17/00)* |
| 3 PT Field Goal Percentage | 100.0% (3-3), Seton Hall (2/5/03) |
| Free Throws Made | 24, Pittsburgh (2 OT) (1/4/06) |
| Free Throws Attempted | 39, Pittsburgh (2 OT) (1/4/06) |
| Free Throw Percentage | 100.0% on seven occasions |
| Total Rebounds | 38, Georgetown (4 OT) (2/9/02) |
| Offensive Rebounds | 16, Syracuse (2/24/08)* |
| Defensive Rebounds | 27, Georgetown (4 OT) (2/9/02) |
| Assists | 19, Pittsburgh (2 OT) (1/4/06) |
| Steals | 9, on two occasions |
| Blocked Shots | 11, Georgetown (4 OT) (2/9/02) |
| Turnovers | 15, New Hampshire (11/16/01)* |
| Fouls | 20, Seton Hall (2/18/06) |
| | 20, Rutgers (2/6/11) |

Opponent – Team Game Highs (Total)

| | |
|-------------------------------------|--|
| Points | 111, Georgetown (4 OT) (2/9/02) |
| Field Goals Made | 41, Syracuse (3/4/03)* |
| Field Goals Attempted | 82, Syracuse (2/24/08)* |
| Field Goal Percentage | 63.0% (29-46), American (12/21/03)* |
| 3 PT Field Goals Made | 14, Texas (12/7/02) |
| | 14, Lehigh (11/27/06)* |
| 3 PT Field Goals Attempted | 37, West Virginia (1/9/10)* |
| 3 PT Field Goal Percentage | 73.7% (14-19), Lehigh (11/27/06)* |
| Free Throws Made | 35, Louisville (2OT) (2/17/10) |
| Free Throws Attempted | 46, Pittsburgh (2 OT) (1/4/06) |
| Free Throw Percentage (min. 8 att.) | 100%, West Virginia (8-8) (2/2/00)* |
| | 100%, Savannah State (8-8) (12/22/08)* |
| Total Rebounds | 59, Connecticut (2/21/04) |
| Offensive Rebounds | 27, Loyola (Chicago) (11/22/00)* |
| Defensive Rebounds | 42, Connecticut (1/24/09)* |
| Assists | 30, Pittsburgh (2 OT) (1/4/06) |
| Steals | 13, Niagara (12/21/05)* |
| Blocked Shots | 19, Connecticut (OT) (2/21/06) |
| Turnovers | 30, New Hampshire (11/16/01)* |
| Fouls | 31, Columbia (12/23/05)* |

Opponent – Team Game Lows (1st Half)

| | |
|----------------------------|------------------------------------|
| Points | 5, California (11/26/10) |
| Field Goals Made | 2, California (11/26/10) |
| Field Goals Attempted | 18, Georgetown (2/27/10) |
| Field Goal Percentage | 8.0% (2-25), California (11/26/10) |
| 3 PT Field Goals Made | 0, on 12 occasions |
| 3 PT Field Goals Attempted | 2, Georgetown (2/9/02) |
| 3 PT Field Goal Percentage | 0.0%, on 12 occasions |
| Free Throws Made | 0, on 28 occasions |
| Free Throws Attempted | 0, on 15 occasions |
| Free Throw Percentage | 0.0%, on 28 occasions |
| Total Rebounds | 7, Georgetown (2/27/10) |
| | 7, Maine (11/22/10)* |
| Offensive Rebounds | 0, Lafayette (11/14/06) |
| Defensive Rebounds | 5, on three occasions |
| Assists | 1, California (11/26/10) |
| Steals | 0, on 12 occasions |
| Blocked Shots | 0, on 32 occasions |
| Turnovers | 1, on four occasions |
| Fouls | 1, Pittsburgh (2/12/05) |
| | 1, DePaul (12/31/08) |
| | 1, West Virginia (3/12/10) |

Opponent – Team Game Lows (2nd Half)

| | |
|----------------------------|-------------------------------------|
| Points | 8, Monmouth (11/16/07) |
| Field Goals Made | 3, Monmouth (11/16/07) |
| Field Goals Attempted | 19, Old Dominion (3/18/10) |
| Field Goal Percentage | 13.0% (3-23), Monmouth (11/16/07) |
| 3 PT Field Goals Made | 0, on 11 occasions |
| 3 PT Field Goals Attempted | 3, on seven occasions |
| 3 PT Field Goal Percentage | 0.0% on 11 occasions |
| Free Throws Made | 0, Monmouth (1/25/01) |
| | 0, West Virginia (1/9/10)* |
| Free Throws Attempted | 1, Monmouth (1/25/01) |
| | 1, West Virginia (1/9/10)* |
| Free Throw Percentage | 0.0% (0-1), Monmouth (1/25/01) |
| | 0.0% (0-1), West Virginia (1/9/10)* |
| Total Rebounds | 6, Marquette (3/6/10) |
| Offensive Rebounds | 0, Kentucky (3/25/09)* |
| | 0, Marquette (3/6/10) |
| Defensive Rebounds | 3, Virginia Tech (2/22/03)* |
| Assists | 3, Marquette (1/22/11)* |
| | 1, UAB (3/17/09)* |
| | 1, Pittsburgh (3/11/10) |
| Steals | 0, on seven occasions |
| Blocked Shots | 0, on 23 occasions |
| Turnovers | 0, West Virginia (3/10/04) |
| | 0, Pittsburgh (1/31/09) |
| Fouls | 4, on four occasions |

Opponent – Team Game Lows (Total)

| | |
|----------------------------|---|
| Points | 33, Monmouth (11/16/07) |
| Field Goals Made | 12, Bucknell (11/22/02)* |
| Field Goals Attempted | 35, Rutgers (3/1/03) |
| Field Goal Percentage | 21.1% (12-57), Bucknell (11/22/02)* |
| 3 PT Field Goals Made | 1, on five occasions |
| 3 PT Field Goals Attempted | 7, Seton Hall (2/5/03) |
| 3 PT Field Goal Percentage | 5.9% (1-17), Cincinnati (1/24/00) |
| Free Throws Made | 0, Charleston Southern (11/26/04)* |
| Free Throws Attempted | 0, Charleston Southern (11/26/04)* |
| Free Throw Percentage | 0.0% (0-0), Charleston Southern (11/26/04)* |
| Total Rebounds | 19, Winston-Salem St. (11/29/06)* |
| Offensive Rebounds | 3, Army (12/19/04)* |
| | 3, West Virginia (2/1/06) |
| Defensive Rebounds | 12, Georgetown (2/27/10) |
| | 12, Marquette (1/22/11)* |
| Assists | 5, Bucknell (11/22/02)* |
| Steals | 1, on three occasions |
| Blocked Shots | 0, on 11 occasions |
| Turnovers | 3, Marquette, (1/26/09)* |
| Fouls | 7, Connecticut (1/24/09)* |
| | 7, Connecticut (2/28/09) |

* - Indicates games played at Purcell Pavilion, Notre Dame, Ind.



Notre Dame Highs and Lows in a BIG EAST Game

Notre Dame – BIG EAST Team Game Highs (1st Half)

| | |
|-----------------------------|---|
| Points | 61 vs. Syracuse (1/30/07) |
| Field Goals Made | 24 vs. Syracuse (1/30/07) |
| Field Goals Attempted | 43 vs. Syracuse (1/30/07) |
| Field Goal Percentage | 75.0% (18-24) vs. West Virginia (1/9/10)* |
| 3 PT Field Goals Made | 11 vs. Pittsburgh (1/31/09) |
| 3 PT Field Goals Attempted | 11 vs. Providence (2/21/09) |
| 3 PT Field Goals Percentage | 85.7% (6-7) vs. West Virginia (1/9/10)* |
| Free Throws Made | 13 vs. Seton Hall (2/11/10) |
| Free Throws Attempted | 19 vs. Villanova (1/27/10) |
| Free Throw Percentage | 100.0% on 12 occasions |
| Total Rebounds | 29 vs. Connecticut (1/5/08) |
| Offensive Rebounds | 14 vs. Providence (2/19/05) |
| Defensive Rebounds | 23 vs. Louisville (2/12/09)* |
| Assists | 17 vs. West Virginia (1/9/10)* |
| Steals | 7 on four occasions |
| Blocked Shots | 7 vs. Connecticut (2/9/04)* |
| | 7 vs. West Virginia (1/19/05) |
| Turnovers | 14 vs. St. John's (1/16/11) |
| Fouls | 13 vs. St. John's (1/16/11) |

Notre Dame – BIG EAST Team Game Highs (2nd Half)

| | |
|-----------------------------|---------------------------------------|
| Points | 68 vs. Georgetown (4OT) (2/9/02) |
| Field Goals Made | 24 vs. Pittsburgh (1/4/06) |
| Field Goals Attempted | 63 vs. Georgetown (4OT) (2/9/02) |
| Field Goal Percentage | 71.4% vs. Georgetown (2/27/10) |
| 3 PT Field Goals Made | 11 vs. St. John's (3/6/04) |
| 3 PT Field Goals Attempted | 24 vs. Pittsburgh (1/4/06) |
| 3 PT Field Goals Percentage | 71.4% (6-8) vs. Connecticut (2/21/05) |
| Free Throws Made | 27 vs. Seton Hall (2/18/06) |
| Free Throws Attempted | 30 vs. Seton Hall (2/18/06) |
| Free Throw Percentage | 100.0% on three occasions |
| Total Rebounds | 34 vs. Seton Hall (1/8/01) |
| Offensive Rebounds | 18 vs. Seton Hall (1/8/01) |
| Defensive Rebounds | 27 vs. Georgetown (3/4/04)* |
| Assists | 14 vs. Cincinnati (1/15/08)* |
| Steals | 6 vs. Villanova (1/17/07) |
| Blocked Shots | 5 vs. Georgetown (2/27/10) |
| Turnovers | 13 vs. Marquette (1/12/08) |
| Fouls | 26 vs. Pittsburgh (1/4/06) |

Notre Dame – BIG EAST Team Game Highs (Total)

| | |
|-----------------------------|--|
| Points | 116 vs. Georgetown (4OT) (2/9/02) |
| Field Goals Made | 41 vs. Georgetown (4OT) (2/9/02) |
| Field Goals Attempted | 94 vs. Georgetown (4OT) (2/9/02) |
| Field Goal Percentage | 66.7% (34-51) vs. Pittsburgh (1/30/02)* |
| 3 PT Field Goals Made | 17 vs. St. John's (3/6/04)# |
| | 17 vs. Louisville (2/4/06)# |
| 3 PT Field Goals Attempted | 36 vs. Pittsburgh (1/4/06) |
| 3 PT Field Goals Percentage | 61.9% (13-21) vs. Providence (1/14/06)* |
| Free Throws Made | 34 vs. Cincinnati (1/15/08)* |
| Free Throws Attempted | 42 vs. Cincinnati (1/15/08)* |
| Free Throw Percentage | 100.0% (19-19) vs. Villanova (1/14/03)#* |
| Total Rebounds | 64 vs. Georgetown (4OT) (2/9/02) |
| Offensive Rebounds | 24 vs. Seton Hall (1/8/01) |
| Defensive Rebounds | 35 vs. Louisville (2/12/09)* |
| Assists | 25 vs. Cincinnati (2/4/10)* |
| Steals | 10 on six occasions |
| Blocked Shots | 9 vs. Connecticut (2/9/04)* |
| Turnovers | 26 vs. Pittsburgh (2/8/00) |
| Fouls | 32 vs. Pittsburgh (1/4/06) |

*Indicates game played at the Purcell Pavilion, Notre Dame, Ind.

#Indicates school record

Notre Dame – BIG EAST Team Game Lows (1st Half)

| | |
|-----------------------------|--|
| Points | 17 vs. Connecticut (3/3/10)* |
| Field Goals Made | 4 vs. St. John's (1/16/11) |
| Field Goals Attempted | 14 vs. St. John's (1/16/11) |
| Field Goal Percentage | 18.8% (6-32) vs. Connecticut (2/21/04) |
| 3 PT Field Goals Made | 0 vs. West Virginia (1/7/04) |
| | 0 vs. Connecticut (1/12/99) |
| 3 PT Field Goals Attempted | 5 on three occasions |
| 3 PT Field Goals Percentage | 8.3% (1-12) vs. Providence (1/21/03) |
| Free Throws Made | 0 on nine occasions |
| Free Throws Attempted | 0 on seven occasions |
| Free Throw Percentage | 0.0% on nine occasions |
| Total Rebounds | 9 vs. Pittsburgh (3/11/10) |
| Offensive Rebounds | 0 on four occasions |
| Defensive Rebounds | 6 vs. Louisville (2/17/10) |
| Assists | 1 vs. Villanova (1/27/07)* |
| Steals | 0 on six occasions |
| Blocked Shots | 0 on 20 occasions |
| Turnovers | 0 vs. DePaul (1/23/10)* |
| Fouls | 2 vs. West Virginia (2/18/09) |
| | 2 vs. Georgetown (2/27/10) |

Notre Dame – BIG EAST Team Game Lows (2nd Half)

| | |
|-----------------------------|--|
| Points | 18 vs. Pittsburgh (3/11/10) |
| Field Goals Made | 5 vs. West Virginia (1/9/10)* |
| | 5 vs. Pittsburgh (3/11/10) |
| Field Goals Attempted | 13 vs. Pittsburgh (3/11/10)* |
| Field Goal Percentage | 26.3% (5-19) vs. West Virginia (1/9/10)* |
| 3 PT Field Goals Made | 0 vs. Connecticut (1/12/99) |
| | 0 vs. Providence (1/31/08)* |
| | 0 vs. Rutgers (2/6/11)* |
| 3 PT Field Goals Attempted | 2 vs. Rutgers (2/6/11)* |
| 3 PT Field Goals Percentage | 0.0% (0-6) vs. Providence (1/31/08)* |
| | 0.0% (0-2) vs. Rutgers (2/6/11)* |
| Free Throws Made | 0 vs. Pittsburgh (1/12/04) |
| Free Throws Attempted | 2 on four occasions |
| Free Throw Percentage | 0.0% (0-2) vs. Pittsburgh (1/12/04) |
| Total Rebounds | 7 vs. Rutgers (3/1/03) |
| Offensive Rebounds | 2 vs. Connecticut (3/3/10)* |
| | 2 vs. St. John's (1/8/11)* |
| Defensive Rebounds | 4 vs. Rutgers (3/1/03) |
| Assists | 2 on three occasions |
| Steals | 0 on nine occasions |
| Blocked Shots | 0 on 19 occasions |
| Turnovers | 0 vs. West Virginia (3/10/04) |
| Fouls | 3 vs. West Virginia (1/7/04)* |
| | 3 vs. Pittsburgh (2/24/10)* |

Notre Dame – BIG EAST Team Game Lows (Total)

| | |
|-----------------------------|---|
| Points | 48 vs. Georgetown (1/7/06) |
| Field Goals Made | 13 vs. Rutgers (3/1/03) |
| Field Goals Attempted | 34 vs. Pittsburgh (3/11/10) |
| Field Goal Percentage | 29.7% (19-64) vs. Connecticut (2/21/04) |
| 3 PT Field Goals Made | 0 vs. Connecticut (1/12/99) |
| 3 PT Field Goals Attempted | 6 vs. Seton Hall (2/6/99) |
| 3 PT Field Goals Percentage | 10.5% vs. Rutgers (2/14/02) |
| Free Throws Made | 1 vs. Connecticut (2/28/09) |
| Free Throws Attempted | 4 vs. Pittsburgh (3/8/01) |
| Free Throw Percentage | 4 vs. Connecticut (1/24/09)* |
| Free Throw Percentage | 20.0% (1-5) vs. Connecticut (2/28/09) |
| Total Rebounds | 21 vs. Rutgers (3/1/03) |
| Offensive Rebounds | 4 on three occasions |
| Defensive Rebounds | 16 vs. Pittsburgh (1/24/11) |
| Assists | 7 vs. Rutgers (3/1/03) |
| | 7 vs. Pittsburgh (3/8/01) |
| Steals | 1 vs. Marquette (1/26/09)* |
| | 1 vs. Cincinnati (2/4/09) |
| Blocked Shots | 0 on three occasions |
| Turnovers | 2 vs. DePaul (1/23/10)* |
| Fouls | 6 vs. West Virginia (1/7/04)* |

*Indicates game played at the Purcell Pavilion, Notre Dame, Ind.

#Indicates school record



Opponent Highs and Lows in a BIG EAST Game

Opponent – BIG EAST Team Game High (1st Half)

| | |
|-----------------------------|--------------------------------------|
| Points | 54, Connecticut (1/12/99) |
| Field Goals Made | 22, Syracuse (3/4/03)* |
| Field Goals Attempted | 44, Georgetown (3/4/01)* |
| Field Goal Percentage | 65.2% (15-23), Providence (2/21/96)* |
| 3 PT Field Goals Made | 9 on three occasions |
| 3 PT Field Goals Attempted | 19, West Virginia (2/2/00)* |
| | 19, Syracuse (1/11/06)* |
| 3 PT Field Goals Percentage | 100.0% (5-5), Connecticut (2/8/97)* |
| Free Throws Made | 21, Connecticut (1/12/99) |
| Free Throws Attempted | 23, Connecticut (1/12/99) |
| Free Throw Percentage | 100.0% on 10 occasions |
| Total Rebounds | 33, Connecticut (2/21/04) |
| Offensive Rebounds | 14, Georgetown (3/8/03) |
| Defensive Rebounds | 21, on three occasions |
| Assists | 15, Seton Hall (2/11/10) |
| Steals | 9, Marquette (1/12/08) |
| Blocked Shots | 10, Connecticut (2/21/04) |
| Turnovers | 14, Pittsburgh (1/6/03) |
| Fouls | 15, Villanova (1/27/10) |

Opponent – BIG EAST Team Game High (2nd Half)

| | |
|-----------------------------|--------------------------------------|
| Points | 68, Georgetown (4OT) (2/9/02) |
| Field Goals Made | 23, Georgetown (4OT) (2/9/02) |
| Field Goals Attempted | 60, Georgetown (4OT) (2/9/02) |
| Field Goal Percentage | 66.7% (20-30), Pittsburgh (3/5/05)* |
| 3 PT Field Goals Made | 9, Pittsburgh (1/29/97) |
| 3 PT Field Goals Attempted | 9, West Virginia (1/9/10)* |
| 3 PT Field Goals Percentage | 20, Miami (2/23/02) |
| 3 PT Field Goals Percentage | 83.3% (5-6), Boston College (3/1/97) |
| Free Throws Made | 24, Pittsburgh (1/4/06) |
| Free Throws Attempted | 39, Pittsburgh (1/4/06) |
| Free Throw Percentage | 100.0% on three occasions |
| Total Rebounds | 31, Syracuse (2/24/08)* |
| Offensive Rebounds | 16, Syracuse (2/24/08)* |
| Defensive Rebounds | 26, Connecticut (2/21/04) |
| Assists | 19, Pittsburgh (1/4/06) |
| Steals | 8, Marquette (1/12/08) |
| Blocked Shots | 11, Georgetown (4 OT) (2/9/02) |
| Turnovers | 10, Rutgers (1/31/04) |
| Fouls | 20, Seton Hall (2/18/06) |
| | 20, Rutgers (2/6/11)* |

Opponent – BIG EAST Team Game High (Total)

| | |
|-----------------------------|------------------------------------|
| Points | 111, Georgetown (2/9/02) |
| Field Goals Made | 41, Syracuse (3/4/03)* |
| Field Goals Attempted | 87, Georgetown (1/7/97) |
| Field Goal Percentage | 56.5% (34-60), Syracuse (1/17/04)* |
| 3 PT Field Goals Made | 14, Syracuse (1/16/00) |
| 3 PT Field Goals Attempted | 37, West Virginia (1/9/10)* |
| 3 PT Field Goals Percentage | 71.4% (5-7), Seton Hall (2/5/03) |
| Free Throws Made | 35, Louisville (2OT) (2/10/10) |
| Free Throws Attempted | 46, Pittsburgh (1/4/06) |
| Free Throw Percentage | 94.4% (17-18), Miami (1/25/00)* |
| Total Rebounds | 59, Connecticut (2/21/04) |
| Offensive Rebounds | 32, Georgetown (1/7/97) |
| Defensive Rebounds | 42, Connecticut (1/24/09)* |
| Assists | 30, Pittsburgh (1/4/06) |
| Steals | 24, Georgetown (2/10/99)* |
| Blocked Shots | 19, Connecticut (OT) (2/21/06) |
| Turnovers | 23, Villanova (1/6/02)* |
| Fouls | 33, West Virginia (2/11/97)* |

Opponent – BIG EAST Team Game Lows (1st Half)

| | |
|-----------------------------|------------------------------------|
| Points | 16, Georgetown (3/4/04)* |
| Field Goals Made | 6, Georgetown (2/16/05)* |
| Field Goals Attempted | 18, Georgetown (2/27/10) |
| Field Goal Percentage | 20.7% (6-29), Pittsburgh (1/12/02) |
| 3 PT Field Goals Made | 0 on nine occasions |
| 3 PT Field Goals Attempted | 2, Georgetown (2/1/03)* |
| 3 PT Field Goals Percentage | 0.0% on nine occasions |
| Free Throws Made | 0 on nine occasions |
| Free Throws Attempted | 0, on five occasions |
| Free Throw Percentage | 0.0% on nine occasions |
| Total Rebounds | 7, Georgetown (2/27/10) |
| Offensive Rebounds | 0, Virginia Tech (1/20/04) |
| Defensive Rebounds | 5, Pittsburgh (2/24/10)* |
| Assists | 2, USF (2/15/06)* |
| | 2, Seton Hall (3/10/10) |
| Steals | 0 on seven occasions |
| Blocked Shots | 0 on 12 occasions |
| Turnovers | 1 on three occasions* |
| Fouls | 1, DePaul (12/31/08) |
| | 1, West Virginia (3/12/10) |

Opponent – BIG EAST Team Game Lows (2nd Half)

| | |
|-----------------------------|-------------------------------|
| Points | 16, Pittsburgh (3/11/10)* |
| Field Goals Made | 5, West Virginia (1/9/02) |
| Field Goals Attempted | 17, Boston College (1/9/96) |
| Field Goal Percentage | 22.7%, West Virginia (1/9/02) |
| 3 PT Field Goals Made | 0, on three occasions |
| 3 PT Field Goals Attempted | 2, Connecticut (2/28/09) |
| 3 PT Field Goals Percentage | 0.0%, on three occasions |
| Free Throws Made | 0, on three occasions |
| Free Throws Attempted | 0, Pittsburgh (1/29/97) |
| | 0, St. John's (1/23/07) |
| Free Throw Percentage | 0.0% on three occasions |
| Total Rebounds | 6, Marquette (3/6/10) |
| Offensive Rebounds | 0, Marquette (3/6/10) |
| Defensive Rebounds | 3, Virginia Tech (2/22/03)* |
| | 3, Marquette (1/22/11)* |
| Assists | 1, Pittsburgh (3/11/10) |
| Steals | 0, on five occasions |
| Blocked Shots | 0, on 12 occasions |
| Turnovers | 0, West Virginia (3/10/04) |
| | 0, Pittsburgh (1/31/09) |
| Fouls | 2, Connecticut (2/21/05) |

Opponent – BIG EAST Team Game Lows (Total)

| | |
|-----------------------------|-------------------------------------|
| Points | 45, Pittsburgh (3/11/10)* |
| Field Goals Made | 17 on three occasions |
| Field Goals Attempted | 40, Syracuse (2/5/05) |
| Field Goal Percentage | 28.1% (18-64), Georgetown (3/4/04)* |
| 3 PT Field Goals Made | 1, Georgetown (2/7/98) |
| | 1, South Florida (2/15/06)* |
| 3 PT Field Goals Attempted | 7, Seton Hall (2/5/03) |
| 3 PT Field Goals Percentage | 9.5% (2-21), Seton Hall (2/6/99) |
| Free Throws Made | 1, DePaul (2/2/08)* |
| | 1, Rutgers (2/25/09)* |
| Free Throws Attempted | 3, Connecticut (2/12/00)* |
| | 3, DePaul (2/2/08)* |
| Free Throw Percentage | 20.0% (1-5), Rutgers (2/25/09)* |
| Total Rebounds | 20, Georgetown (2/27/10) |
| Offensive Rebounds | 4, West Virginia (2/18/03) |
| Defensive Rebounds | 12, Georgetown (2/27/10) |
| | 12, Marquette (1/22/11) |
| Assists | 6, Syracuse (2/5/05) |
| | 6, Seton Hall (3/10/10) |
| Steals | 1, Connecticut (3/11/04) |
| Blocked Shots | 0 on four occasions |
| Turnovers | 3, Marquette (1/26/09)* |
| Fouls | 7, Connecticut (1/24/09)* |
| | 7, Connecticut (2/28/09) |

* Indicates game played at the Purcell Pavilion, Notre Dame, Ind.



The Last Time ...

Notre Dame recorded a ...

30-Point win was on 11/12/10 - ND 98, Georgia Southern 61 (37 points)*
40-Point win was on 12/22/10 - ND 93, UMBC 53 (40 points)*
50-Point win was on 12/28/06 - ND 101, Rider 51 (50 points)
30-Point loss was on 1/7/99 - ND 62, Villanova 93 (31 points)*

Notre Dame shot ...

60% on FGs was on 12/22/09 - 60.7% (37-61) vs. Bucknell (ND 101 - Bucknell 69)*
65% on FGs was on 1/30/02 - 66.7% (34-51) vs. Pittsburgh (ND 89 - Pittsburgh 76)*
90% on FTs was on 12/19/10 - 91.7% (11-12) vs. Stony Brook (ND 88 - Stony Brook 62)*

Notre Dame ...

Won 10 games in a row was from 11/24/07 thru 1/5/08 (10 straight)
Won 15 games in a row was from 12/31/53 thru 3/9/54 (18 straight)
Won 20 games in a row never
Lost 5 games in a row was from 1/12/09 thru 2/7/09 (7 straight)
Scored 100 points was on 11/17/10 (ND 102 - Chicago State 62)*
- Scored 100 points on the road was on 2/21/09 (ND 103 - Providence 84)
- Scored 100 points at a neutral site was on 3/12/78 (ND 100 - Houston 77) (NCAA First Round, Tulsa, OK)
- Scored 100 points and lost was on 3/20/71 (ND 106 - Houston 119) (NCAA Regional Semi-finals at Wichita, KS)
Allowed 100 points was on 11/26/08 vs. North Carolina (ND 87 - North Carolina 102)
Scored less than 50 points was on 3/22/08 vs. Washington State (ND 41 - Washington State 61)
Allowed less than 50 points was on 11/26/10 vs. California (ND 57 - California 44)
Played an Overtime Game was on 2/9/11 (OT) vs. Louisville (ND 89 - Louisville 79)*
- Played in a Multi-Overtime Game was on 11/28/10 (2OT) vs. Georgia (ND 89 - Georgia 83)
Won on a "last second" shot was on 3/19/09 vs. New Mexico (ND 70 - Pittsburgh 68 - Tory Jackson layup at 00:02)*
Had 5 double figure scorers was on 1/22/11 vs. Marquette (ND 80 - Marquette 75) Ben Hansbrough 28, Ty Nash 13, Eric Atkins 12, Carleton Scott 11, Scott Martin 10*
Had 6 double figure scorers was on 11/22/10 vs. Maine (ND 97 - Maine 72) Tim Abromaitis 26, Scott Martin 15, Ty Nash 13, Ben Hansbrough 11, Carleton Scott 11, Jack Cooley 13*
Had 7 double figure scorers never
Had two double-figure rebounders was on 11/26/10 vs. California (ND 57 - California 44) Carleton Scott 10, Tim Abromaitis 11
Had two players with double-doubles was on 1/23/10 vs. DePaul (ND 87 - DePaul 77) Luke Harangody (24 pts, 11 rebs), Ben Hansbrough (15 pts, 10 rebs), Tyrone Nash (13 pts, 10 rebs)*
Had three players with double-doubles ... was on 11/17/10 vs. Chicago State (ND 102 - Chicago State 62) Tim Abromaitis (21 pts, 10 rebs), Carleton Scott (17 pts, 11 rebs), Tyrone Nash (11 pts, 10 rebs)*
Had two 30-point scorers was on 2/18/06 vs. Seton Hall (ND 102 - Seton Hall 91) Chris Quinn - 34, Colin Falls - 32
Had two 20-point scorers was on 12/19/10 vs. Stony Brook (ND 88 - Stony Brook 62) Tim Abromaitis 22, Carleton Scott 20
Had three 20-point scorers was on 3/8/07 vs. Syracuse (ND 89 - Syracuse 83) Russell Carter 24, Luke Harangody 20, Colin Falls 23
Made 10 three-point field goals was on 12/22/10 vs. UMBC - 10-29 (34.5%) (ND 93 - UMBC 53)*
Committed 10 turnovers or less was on 2/9/11 - 7 turnovers vs. Louisville (OT) (ND 89 - Louisville 79)*
Committed 5 turnovers or less was on 1/23/10 - 2 turnovers vs. DePaul (ND 87 - DePaul 77)*
Committed 25 turnovers was on 2/8/00 - 26 turnovers vs. Villanova (ND 69 - Villanova 86)
Forced 25 turnovers was on 11/16/01 - 30 turnovers vs. New Hampshire (ND 95 - New Hampshire 53)

An Irish player had ...

25+ points was on 2/9/11 - Ben Hansbrough (25) vs. Louisville (OT) (ND 89 - Louisville 79)*
30+ points was on 2/4/10 - Luke Harangody (37) vs. Cincinnati (ND 83 - Cincinnati 65)*
35+ points was on 2/4/10 - Luke Harangody (37) vs. Cincinnati (ND 83 - Cincinnati 65)*
40+ points was on 2/28/08 - Luke Harangody (40) vs. Louisville (ND 85 - Louisville 90)
15 or more rebounds was on 2/7/10 - Luke Harangody (15) vs. USF (ND 65 - USF 62)*
20 rebounds was on 3/22/08 - Luke Harangody (22) vs. Washington State (ND 41 - Washington State 61)
a "double-double" was on 2/6/11 - Carleton Scott (12 pts., 11 rebs.) vs. Rutgers (ND 76 - Rutgers 69)*
a "triple-double" was on 11/16/01 - Chris Thomas (24 pts, 11 ast, 11 steals) vs. New Hampshire (ND 99 - New Hampshire 53)*
20 points and 10 rebounds was on 12/22/10 - Tim Abromaitis (21 pts., 11 rebs.) vs. UMBC (ND 93 - UMBC 62)*
20 points and 20 rebounds was on 1/8/01 - Troy Murphy (25 pts, 20 rebs) vs. Seton Hall (ND 76 - Seton Hall 78)
10 assists was on 1/18/10 - Tory Jackson (15) vs. Syracuse (ND 71 - Syracuse 84)*
10 blocks was on 11/17/02 - Jordan Cornette (11) vs. Belmont (ND 76 - Belmont 48)*#
10 steals was on 11/16/01 - Chris Thomas (11) vs. New Hampshire (ND 99, New Hampshire 53)*#

An opposing player had ...

25+ points was on 2/9/11 - Kyle Kuric (28), Louisville (OT) (ND 89 - Louisville 79)*
30+ points was on 2/17/10 - Samardo Samuels (36), Louisville (2OT) (ND 89 - Louisville 91)
35+ points was on 2/17/10 - Samardo Samuels (36), Louisville (2OT) (ND 89 - Louisville 91)
40+ points was on 2/8/87 - Danny Manning (40), Kansas (ND 60 - Kansas 70)
15 rebounds was on 1/2/10 - Stanley Robinson (16), Connecticut (ND 70 - Connecticut 82)
20 rebounds was on 1/31/09 - DeJuan Blair (22), Pittsburgh (ND 80 - Pittsburgh 93)
a "double-double" was on 11/26/10 - Allen Crabbe (10 pts., 10 rebs.), California (ND 57 - California 44)
a "triple-double" was on 2/21/06 - Marcus Williams (18 pts, 10 rebs, 13 asts) Connecticut (ND 74 - Connecticut 75 - OT)
20 points and 10 rebounds was on 1/2/10 - Stanley Robinson (22 pts., 16 rebs.), Connecticut (ND 70 - Connecticut 82)
20 points and 20 rebounds was on 1/31/09 - DeJuan Blair (23 pts., 22 rebs.), Pittsburgh (ND 80 - Pittsburgh 93)
10 assists was on 2/11/10 - Eugene Harvey (10), Seton Hall (ND 87 - Seton Hall 90)
10 blocks was on 1/5/08 - Hasheem Thabeet (10), Connecticut (ND 73 - Connecticut 67)*
10 steals was on 1/29/89 - Mark Macon (11), Temple (ND 64 - Temple 60)*

*indicates Notre Dame home game; #school record; @Purcell Pavilion record



The Last Time In A BIG EAST Game...

Notre Dame Recorded a ...

30-Point win was on 2/12/09 - ND 90, Louisville 57 (33 points)*
 40-Point win never
 50-Point win never
 30-Point loss was on 1/7/99 - ND 62, Villanova 93 (31 points)

Notre Dame Shot ...

60% on FGs was on 1/6/01 - 60.8% (31-51) vs. Rutgers (ND 87 - Rutgers 80)*
 65% on FGs was on 1/30/02 - 66.7% (34-51) vs. Pittsburgh (ND 89 - Pittsburgh 76)*
 90% on FTs was on 1/30/10 - 90.0% (9-10) vs. Rutgers (ND 73 - Rutgers 74)

Notre Dame ...

Won 5 BIG EAST games in a row was from 1/19/11 thru Present (6 straight)
 Won 10 BIG EAST games in a row never
 Lost 5 BIG EAST games in a row was from 1/12/09 thru 2/4/09 - (6 straight)
 Scored 100 points was on 2/21/09 (ND 103 - Providence 84)
 - Scored 100 points on the road was on 2/21/09 (ND 103 - Providence 84)
 - Scored 100 points on the neutral site never
 - Scored 100 points and lost never
 Allowed 100 points was on 1/17/07 vs. Villanova (ND 87 - Villanova 102)
 Scored less than 50 points was on 1/6/07 vs. Georgetown (ND 48 - Georgetown 66)
 Allowed less than 50 points was on 3/11/10 vs. Pittsburgh (ND 50 - Pittsburgh 45)*
 Played an Overtime Game was on 2/9/11 (OT) vs. Louisville (ND 89 - Louisville 79)*
 - Played in a Multi-Overtime Game was on 2/17/10 (2OT) at Louisville (ND 89 - Louisville 91)
 Won on a "last second" shot was on 2/9/03 vs. Pittsburgh (ND 66 - Pittsburgh 64 - Torin Francis layup at 00:00.6)*
 Had 5 double figure scorers was on 1/22/11 vs. Marquette (ND 80 - Marquette 75) Ben Hansbrough 28, Ty Nash 13, Eric Atkins 12, Carleton Scott 11, Scott Martin 10*
 Had 6 double figure scorers never
 Had 7 double figure scorers never
 Had two double-figure rebounders was on 1/23/10 vs. DePaul (ND 87 - DePaul 77) Luke Harangody 11, Tyrone Nash 10, Ben Hansbrough 10*
 Had two players with double-doubles was on 1/23/10 vs. DePaul (ND 87 - DePaul 77) Luke Harangody (24 pts, 11 rebs), Ben Hansbrough (15 pts, 10 rebs), Tyrone Nash (13 pts, 10 rebs)*
 Had three players with double-doubles was on 1/23/10 vs. DePaul (ND 87 - DePaul 77) Luke Harangody (24 pts, 11 rebs), Ben Hansbrough (15 pts, 10 rebs), Tyrone Nash (13 pts, 10 rebs)*
 Had four players with double-doubles was on 2/9/02 vs. Georgetown (Notre Dame 116, Georgetown 111 - 4OT) - Matt Carroll (30 pts, 10 rebs), Ryan Humphrey (23 pts, 14 rebs), Chris Thomas (22 pts, 12 asts.), Harold Swanagan (11 pts, 10 reb.)
 Had two 30-point scorers was on 2/18/06 vs. Seton Hall (ND 102 - Seton Hall 91) - Chris Quinn - 34, Colin Falls - 32
 Had two 20-point scorers was on 2/17/10 vs. Louisville (2OT) (ND 89 - Louisville 91) Tim Abromaitis 29, Ben Hansbrough 21
 Had three 20-point scorers was on 3/8/07 vs. Syracuse (ND 89 - Syracuse 83) - Russell Carter 24, Luke Harangody 20, Colin Falls 23
 Made 10 three-point field goals was on 2/24/10 - 10-18 (.556) vs. Pittsburgh (ND 68 - Pitt 53)*
 Committed 10 turnovers or less was on 2/9/11 - 7 turnovers vs. Louisville (OT) (ND 89 - Louisville 79)*
 Committed 5 turnovers or less was on 1/23/10 - 2 turnovers vs. DePaul (ND 87 - DePaul 77)*
 Committed 25 turnovers was on 2/8/00 - 26 turnovers vs. Villanova (ND 69 - Villanova 86)
 Forced 25 turnovers never

An Irish player had ...

25+ points was on 2/9/11 - Ben Hansbrough (25) vs. Louisville (OT) (ND 89 - Louisville 79)*
 30+ points was on 2/4/10 - Luke Harangody (37) vs. Cincinnati (ND 83 - Cincinnati 65)*
 35+ points was on 2/4/10 - Luke Harangody (37) vs. Cincinnati (ND 83 - Cincinnati 65)*
 40+ points was on 2/28/08 - Luke Harangody (40) vs. Louisville (ND 85 - Louisville 90)
 15 or more rebounds was on 2/7/10 - Luke Harangody (15) vs. USF (ND 65 - USF 62)*
 20 rebounds was on 1/8/01 - Troy Murphy (20) vs. Seton Hall (ND 76 - Seton Hall 78)
 a "double-double" was on 2/6/11 - Carleton Scott (12 pts., 11 rebs.) vs. Rutgers (ND 76 - Rutgers 69)*
 a "triple-double" never
 20 points and 10 rebounds was on 2/4/10 - Luke Harangody (37 pts., 14 rebs.) vs. Cincinnati (ND 83 - Cincinnati 65)*
 20 points and 10 rebounds was on 3/10/10 - Luke Harangody (20 pts., 10 rebs.) vs. Seton Hall (ND 68 - Seton Hall 56)
 10 assists was on 1/18/10 - Tory Jackson (15) vs. Syracuse (ND 71 - Syracuse 84)*
 10 blocks never
 10 steals never

An opposing player had ...

25+ points was on 2/9/11 - Kyle Kuric (28), Louisville (OT) (ND 89 - Louisville 79)*
 30+ points was on 2/17/10 - Samardo Samuels (36), Louisville (2OT) (ND 89 - Louisville 91)
 35+ points was on 2/17/10 - Samardo Samuels (36), Louisville (2OT) (ND 89 - Louisville 91)
 40+ points never
 15 rebounds was on 1/2/10 - Stanley Robinson (16), Connecticut (ND 70 - Connecticut 82)
 20 rebounds was on 1/31/09 - DeJuan Blair (22), Pittsburgh (ND 80 - Pittsburgh 93)
 a "double-double" was on 3/3/10 - Gavin Edwards (10 pts., 11 rebs.), Connecticut (ND 58 - Connecticut 50)*
 a "triple-double" was on 2/21/06 - Marcus Williams (18 pts, 10 rebs, 13 asts), Connecticut (ND 74 - Connecticut 75 - OT)
 20 points and 10 rebounds was on 1/2/10 - Stanley Robinson (22 pts., 16 rebs.), Connecticut (ND 70 - Connecticut 82)
 20 points and 20 rebounds was on 1/31/09 - DeJuan Blair (23 pts., 22 rebs.), Pittsburgh (ND 80 - Pittsburgh 93)
 10 assists was on 2/11/10 - Eugene Harvey (10), Seton Hall (ND 87 - Seton Hall 90)
 10 blocks was on 1/5/08 - Hasheem Thabeet (10), Connecticut (ND 73 - Connecticut 67)*
 10 steals never

Note: Notre Dame began playing as a member of the BIG EAST Conference in 1995-96.

* indicates Notre Dame home game; @ indicates Purcell Pavilion record; # indicates school record





0 Eric Atkins

Freshman • 6-2 • 173
Columbia, Md. • Mount Saint Joseph

Career Games With:

| | |
|----------------------|-----|
| Double Figure Points | 7 |
| 20-Plus Points | N/A |
| 30-Plus Points | N/A |
| 10-Plus Rebounds | N/A |
| 10-Plus Assists | N/A |
| Double-Double | N/A |

QUICK HITS:

- Played 20 or more minutes in 22 games this season and 30+ minutes in nine contests
- Has started six games on the season
- Registered first points in an Irish uniform against Georgia Southern, posting 9 points on 4-4 shooting, including 1-1 from three-point range
- Reached double figures for the first time with the Irish, recording 10 points against Liberty
- Posted a couple more firsts against Chicago State, notching his first start with the Irish while also becoming first freshman to reach double figures in two straight games since Luke Harangody in 2006-07
- Recorded first block of career against Maine
- Scored 12 points against the Wisconsin Badgers in the championship game of Old Spice Classic
- Registered first steal of career against Indiana State
- Pulled down then-career best 5 rebounds against Kentucky in 31 minutes of play
- Broke career high in rebounds against Gonzaga, bringing down 7 boards, while also matching career high in points with 12 in 34 minutes
- Scored first career points in BIG EAST play against Syracuse, hitting a three-pointer and also set a then-career high with two steals against the Orange
- Played most minutes of career (39) along with turning in his most steals (3) during his first BIG EAST start with the Irish against Connecticut
- Led team in scoring and set new career high in points against Marquette, dropping 15 points
- Canned a career high eight free throws and dished off career best seven assists against St. John's (Jan. 16)
- Posted back-to-back games with 6 assists and 1 or fewer turnovers against Rutgers (6 asst., 1 TO) and Louisville (6 asst., 0 TO)

Season and Career Bests

| | | | |
|-----------------|--|-----------------|--|
| Points | Season 15 (vs. Marquette 1/10/11) Career 15 (vs. Marquette 1/10/11) | FG's | Season 5 (vs. Marquette 1/10/11) Career 5 (vs. Marquette 1/10/11) |
| Rebounds | Season 7 (vs. Gonzaga 12/11/10) Career 7 (vs. Gonzaga 12/11/10) | 3PT FG's | Season 2 (on four occasions) Career 2 (on four occasions) |
| Assists | Season 7 (vs. St. John's 1/16/11) Career 7 (vs. St. John's 1/16/11) | FT's | Season 8 (vs. St. John's 1/16/11) Career 8 (vs. St. John's 1/16/11) |
| Steals | Season 3 (on two occasions) Career 3 (on two occasions) | Minutes | Season 39 (on two occasions) Career 39 (on two occasions) |
| Blocks | Season 1 (vs. Maine 11/22/10) Career 1 (vs. Maine 11/22/10) | | |

Game-By-Game Stats

| | Start | FG-A | 3P-A | FT-A | Reb | PF | TP | A | TO | BK | S | Min |
|------------------|-------|------|------|------|-----|----|----|---|----|----|----|-----|
| Georgia Southern | 4-4 | 1-1 | 0-0 | 3 | 1 | 9 | 3 | 2 | 0 | 0 | 0 | 22 |
| Liberty | 4-7 | 2-3 | 0-0 | 1 | 0 | 10 | 4 | 1 | 0 | 0 | 0 | 22 |
| Chicago State | * | 4-7 | 2-4 | 2-2 | 3 | 3 | 12 | 5 | 1 | 0 | 0 | 32 |
| Maine | 1-7 | 1-3 | 0-0 | 3 | 2 | 3 | 5 | 0 | 1 | 0 | 0 | 22 |
| Georgia | 3-6 | 1-2 | 2-2 | 4 | 1 | 9 | 1 | 1 | 0 | 0 | 0 | 38 |
| California | 1-2 | 0-1 | 2-4 | 0 | 2 | 4 | 2 | 1 | 0 | 0 | 0 | 26 |
| Wisconsin | 3-6 | 1-3 | 5-6 | 3 | 0 | 12 | 2 | 2 | 0 | 0 | 0 | 28 |
| Indiana State | 0-3 | 0-1 | 0-0 | 3 | 2 | 0 | 4 | 3 | 0 | 1 | 23 | |
| Kentucky | 0-4 | 0-2 | 4-6 | 5 | 2 | 4 | 4 | 1 | 0 | 0 | 0 | 31 |
| Gonzaga | 3-9 | 1-4 | 5-10 | 7 | 2 | 12 | 3 | 0 | 0 | 1 | 34 | |
| Stony Brook | 1-3 | 0-1 | 0-0 | 3 | 2 | 2 | 5 | 2 | 0 | 0 | 0 | 29 |
| UMBC | 4-8 | 1-3 | 0-0 | 5 | 0 | 9 | 4 | 0 | 0 | 1 | 22 | |
| Georgetown | 0-2 | 0-1 | 0-0 | 1 | 4 | 0 | 2 | 1 | 0 | 0 | 0 | 19 |
| Syracuse | 1-5 | 1-3 | 0-0 | 1 | 2 | 3 | 2 | 2 | 0 | 2 | 16 | |
| Connecticut | * | 2-6 | 1-2 | 2-5 | 1 | 2 | 7 | 5 | 0 | 0 | 3 | 39 |
| St. John's | * | 3-6 | 2-4 | 0-0 | 0 | 4 | 8 | 4 | 3 | 0 | 0 | 39 |
| Marquette | * | 5-10 | 1-6 | 4-5 | 0 | 3 | 15 | 2 | 0 | 0 | 1 | 35 |
| St. John's | * | 0-2 | 0-1 | 8-10 | 1 | 2 | 8 | 7 | 4 | 0 | 3 | 38 |
| Cincinnati | * | 3-3 | 1-1 | 4-4 | 3 | 3 | 11 | 5 | 3 | 0 | 0 | 36 |
| Marquette | 4-5 | 2-2 | 2-2 | 1 | 1 | 12 | 2 | 1 | 0 | 0 | 2 | 22 |
| Pittsburgh | 1-1 | 0-0 | 0-0 | 0 | 0 | 2 | 1 | 0 | 0 | 1 | 22 | |
| DePaul | 2-3 | 1-2 | 1-1 | 2 | 0 | 6 | 3 | 0 | 0 | 0 | 0 | 21 |
| Rutgers | 2-4 | 0-0 | 1-2 | 2 | 3 | 5 | 6 | 1 | 0 | 2 | 23 | |
| Louisville | 1-3 | 0-1 | 0-0 | 1 | 0 | 2 | 6 | 0 | 0 | 2 | 26 | |
| USF | | | | | | | | | | | | |
| West Virginia | | | | | | | | | | | | |
| Providence | | | | | | | | | | | | |
| Seton Hall | | | | | | | | | | | | |
| Villanova | | | | | | | | | | | | |
| Connecticut | | | | | | | | | | | | |

Career Stats vs. BIG EAST

| Opponent | GP-GS | Min. | FG-A | 3PT-A | FT-A | Reb. | A | PF | B | S | Pts. |
|---------------|-------|------|------|-------|------|-------|----|----|---|---|---------|
| Cincinnati | 1-1 | 36 | 3-3 | 1-1 | 4-4 | 3/3.0 | 5 | 3 | 0 | 0 | 11/11.0 |
| Connecticut | 1-1 | 39 | 2-6 | 1-2 | 2-5 | 1/1.0 | 5 | 2 | 0 | 3 | 7/7.0 |
| DePaul | 1-0 | 21 | 2-3 | 1-2 | 1-1 | 2/2.0 | 3 | 0 | 0 | 0 | 6/6.0 |
| Georgetown | 1-0 | 19 | 0-2 | 0-1 | 0-0 | 1/1.0 | 2 | 4 | 0 | 0 | 0/0.0 |
| Louisville | 1-0 | 26 | 1-3 | 0-1 | 0-0 | 1/1.0 | 6 | 0 | 0 | 2 | 2/2.0 |
| Marquette | 2-1 | 57 | 9-15 | 3-8 | 6-7 | 1/0.5 | 4 | 4 | 0 | 3 | 27/13.5 |
| Pittsburgh | 1-0 | 22 | 1-1 | 0-0 | 0-0 | 0/0.0 | 1 | 0 | 0 | 1 | 2/2.0 |
| Providence | 0-0 | 0 | 0-0 | 0-0 | 0-0 | 0/0.0 | 0 | 0 | 0 | 0 | 0/0.0 |
| Rutgers | 1-0 | 23 | 2-4 | 0-0 | 1-2 | 2/2.0 | 6 | 3 | 0 | 2 | 5/5.0 |
| St. John's | 2-2 | 77 | 3-8 | 2-5 | 8-10 | 1/0.5 | 11 | 6 | 0 | 3 | 16/8.0 |
| Seton Hall | 0-0 | 0 | 0-0 | 0-0 | 0-0 | 0/0.0 | 0 | 0 | 0 | 0 | 0/0.0 |
| USF | 0-0 | 0 | 0-0 | 0-0 | 0-0 | 0/0.0 | 0 | 0 | 0 | 0 | 0/0.0 |
| Syracuse | 1-0 | 16 | 1-5 | 1-3 | 0-0 | 1/1.0 | 2 | 2 | 0 | 2 | 3/3.0 |
| Villanova | 0-0 | 0 | 0-0 | 0-0 | 0-0 | 0/0.0 | 0 | 0 | 0 | 0 | 0/0.0 |
| West Virginia | 0-0 | 0 | 0-0 | 0-0 | 0-0 | 0/0.0 | 0 | 0 | 0 | 0 | 0/0.0 |


Career Statistics

| Season | GP-GS | Min | Avg | FG-A | Pct | 3FG-A | Pct | FT-A | Pct | O-D-TOT | Avg | PF-FO | Ast | TO | Blk | Stl | Pts | Avg |
|--------------|-------------|------------|-------------|---------------|-------------|--------------|-------------|--------------|-------------|-----------------|------------|-------------|-----------|-----------|----------|-----------|------------|------------|
| 2010-11 | 24-6 | 665 | 27.7 | 52-116 | .448 | 19-51 | .373 | 42-59 | .712 | 13-40-53 | 2.2 | 41-0 | 87 | 29 | 1 | 19 | 165 | 6.9 |
| TOTAL | 24-6 | 665 | 27.7 | 52-116 | .448 | 19-51 | .373 | 42-59 | .712 | 13-40-53 | 2.2 | 41-0 | 87 | 29 | 1 | 19 | 165 | 6.9 |

Career BIG EAST Statistics

| Season | GP-GS | Min | Avg | FG-A | Pct | 3FG-A | Pct | FT-A | Pct | O-D-TOT | Avg | PF-FO | Ast | TO | Blk | Stl | Pts | Avg |
|--------------|-------------|------------|-------------|--------------|-------------|-------------|-------------|--------------|-------------|---------------|------------|-------------|-----------|-----------|----------|-----------|-----------|------------|
| 2010-11 | 12-5 | 336 | 28.0 | 24-50 | .480 | 9-23 | .391 | 22-29 | .759 | 4-9-13 | 1.1 | 24-0 | 45 | 15 | 0 | 16 | 79 | 6.6 |
| TOTAL | 12-5 | 336 | 28.0 | 24-50 | .480 | 9-23 | .391 | 22-29 | .759 | 4-9-13 | 1.1 | 24-0 | 45 | 15 | 0 | 16 | 79 | 6.6 |





1 Tyrone Nash | Senior • 6-8 • 232

Queens, N.Y. • Lawrence Woodmere Academy & Northfield Mt. Hermon

Career Games With:

| | |
|----------------------------|-----|
| Double Figure Points | 25 |
| 20-Plus Points | N/A |
| 30-Plus Points | N/A |
| 10-Plus Rebounds | 6 |
| 10-Plus Assists | N/A |
| Double-Double | 4 |

QUICK HITS:

- Has started in 60 contests over career for the Irish, including a string of 59 consecutive games, both leading the current roster
- Reached double-figures in 11 contests on the season
- Played 30+ minutes in 10 contests on the year
- Set a career high in free throws, knocking down 12 against Liberty (on 15 attempts), also tying his then-career high in points with 16 against the Flames
- Posted first double-double of season against Chicago State, going for 11 points and 10 rebounds and set career high for assists with 7
- Matched career high in rebounds, pulling down 11 against Maine, en route to second straight double double (13 points, 11 rebounds)
- Set career high in points with 18 against the Georgia Bulldogs in opening round of Old Spice Classic, playing a season-best 37 minutes
- Recorded third double-double of season in BIG EAST opener against Georgetown with 15 points and 10 rebounds
- Stuffed three shots against Connecticut to tie a career high
- Tied a career high with six field goals against Cincinnati
- Hit first three-point field goal of career against DePaul, finishing the game with 10 pts. and 8 rebs.

Season and Career Bests

| | | | |
|---------------------------------------|---------------------------------------|----------------------------------|-----------------------------------|
| Points | Season 18 (vs. Georgia 11/25/10) | FG's | Season 6 (vs. Cincinnati 1/19/11) |
| Career 18 (vs. Georgia 11/25/10) | Career 6 (on two occasions) | 3PT FG's | Season 1 (vs. DePaul 2/3/11) |
| Rebounds | Season 11 (vs. Maine 11/22/10) | Career 1 (vs. DePaul 2/3/11) | FT's |
| Career 11 (on two occasions) | Career 12 (vs. Liberty 11/14/10) | Season 12 (vs. Liberty 11/14/10) | Career 12 (vs. Liberty 11/14/10) |
| Assists | Season 7 (vs. Chicago State 11/17/10) | Minutes | Season 37 (vs. Georgia 11/25/10) |
| Career 7 (vs. Chicago State 11/17/10) | Career 38 (vs. St. John's 2/14/10) | | |
| Steals | Season 1 (on seven occasions) | | |
| Career 3 (on three occasions) | | | |
| Blocks | Season 3 (vs. Connecticut 1/4/11) | | |
| Career 3 (on two occasions) | | | |

Game-By-Game Stats

| | Start | FG-A | 3P-A | FT-A | Reb | PF | TP | A | TO | BK | S | Min |
|------------------|-------|------|------|-------|-----|----|----|---|----|----|---|-----|
| Georgia Southern | * | 2-3 | 0-0 | 3-4 | 2 | 2 | 7 | 1 | 1 | 0 | 1 | 22 |
| Liberty | * | 2-4 | 0-0 | 12-15 | 9 | 0 | 16 | 1 | 1 | 0 | 0 | 28 |
| Chicago State | * | 4-6 | 0-0 | 3-4 | 10 | 2 | 11 | 7 | 1 | 0 | 0 | 26 |
| Maine | * | 1-4 | 0-0 | 11-12 | 11 | 2 | 13 | 5 | 1 | 0 | 0 | 29 |
| Georgia | * | 5-11 | 0-0 | 8-12 | 6 | 1 | 18 | 2 | 1 | 1 | 1 | 37 |
| California | * | 4-11 | 0-0 | 3-6 | 5 | 4 | 11 | 3 | 4 | 1 | 1 | 33 |
| Wisconsin | * | 2-9 | 0-0 | 4-7 | 6 | 1 | 8 | 3 | 2 | 0 | 0 | 26 |
| Indiana State | * | 5-7 | 0-0 | 6-9 | 7 | 1 | 16 | 4 | 2 | 1 | 1 | 35 |
| Kentucky | * | 3-7 | 0-0 | 2-4 | 2 | 2 | 8 | 1 | 4 | 0 | 1 | 25 |
| Gonzaga | * | 1-2 | 0-0 | 1-1 | 1 | 4 | 3 | 5 | 1 | 0 | 1 | 24 |
| Sony Brook | * | 1-4 | 0-0 | 2-2 | 6 | 2 | 4 | 2 | 2 | 2 | 0 | 26 |
| UMBC | * | 1-3 | 0-0 | 5-6 | 7 | 1 | 7 | 1 | 0 | 0 | 0 | 22 |
| Georgetown | * | 5-11 | 0-0 | 5-6 | 10 | 2 | 15 | 3 | 2 | 1 | 0 | 33 |
| Syracuse | * | 2-4 | 0-0 | 1-2 | 6 | 1 | 5 | 1 | 1 | 1 | 0 | 36 |
| Connecticut | * | 3-8 | 0-0 | 5-6 | 7 | 4 | 11 | 3 | 1 | 3 | 0 | 26 |
| St. John's | * | 3-5 | 0-0 | 2-2 | 2 | 5 | 8 | 1 | 5 | 1 | 1 | 23 |
| Marquette | * | 2-5 | 0-0 | 2-4 | 5 | 4 | 6 | 5 | 2 | 0 | 0 | 26 |
| St. John's | * | 3-4 | 0-0 | 1-4 | 3 | 5 | 7 | 2 | 2 | 0 | 0 | 23 |
| Cincinnati | * | 6-11 | 0-0 | 1-2 | 7 | 2 | 13 | 3 | 1 | 1 | 1 | 30 |
| Marquette | * | 3-4 | 0-0 | 7-10 | 4 | 4 | 13 | 2 | 0 | 1 | 0 | 36 |
| Pittsburgh | * | 1-2 | 0-0 | 3-5 | 4 | 2 | 5 | 2 | 2 | 1 | 0 | 30 |
| DePaul | * | 3-6 | 1-1 | 3-4 | 8 | 1 | 10 | 4 | 3 | 0 | 1 | 32 |
| Rutgers | * | 2-6 | 0-0 | 4-6 | 5 | 5 | 8 | 0 | 1 | 0 | 0 | 31 |
| Louisville | * | 2-6 | 0-0 | 3-6 | 6 | 2 | 7 | 1 | 1 | 0 | 0 | 28 |
| USF | | | | | | | | | | | | |
| West Virginia | | | | | | | | | | | | |
| Providence | | | | | | | | | | | | |
| Seton Hall | | | | | | | | | | | | |
| Villanova | | | | | | | | | | | | |
| Connecticut | | | | | | | | | | | | |

Career Stats vs. BIG EAST

| Opponent | GP-GS | Min. | FG-A | 3PT-A | FT-A | Reb. | A | PF | B | S | Pts. |
|---------------|-------|------|-------|-------|-------|--------|----|----|---|---|--------|
| Cincinnati | 3-3 | 69 | 7-13 | 0-0 | 3-7 | 13/4.3 | 5 | 11 | 1 | 2 | 17/5.7 |
| Connecticut | 5-3 | 103 | 16-36 | 0-0 | 7-14 | 29/5.8 | 8 | 10 | 3 | 3 | 39/7.8 |
| DePaul | 3-2 | 66 | 7-12 | 1-1 | 8-11 | 18/6.0 | 6 | 3 | 0 | 1 | 23/7.7 |
| Georgetown | 4-2 | 66 | 7-14 | 0-0 | 9-11 | 16/4.0 | 6 | 4 | 2 | 0 | 23/5.8 |
| Louisville | 3-2 | 70 | 4-12 | 0-0 | 3-8 | 16/5.3 | 5 | 8 | 1 | 1 | 11/3.7 |
| Marquette | 5-3 | 110 | 9-15 | 0-0 | 16-24 | 20/4.0 | 10 | 14 | 1 | 2 | 34/6.8 |
| Pittsburgh | 4-2 | 111 | 7-13 | 0-0 | 12-19 | 18/4.5 | 11 | 6 | 3 | 4 | 26/6.5 |
| Providence | 2-1 | 38 | 8-13 | 0-0 | 0-0 | 10/5.0 | 0 | 6 | 1 | 1 | 16/8.0 |
| Rutgers | 3-2 | 65 | 8-14 | 0-0 | 5-10 | 8/2.7 | 2 | 10 | 0 | 3 | 21/7.0 |
| St. John's | 5-3 | 111 | 11-19 | 0-0 | 9-15 | 13/2.6 | 10 | 15 | 3 | 4 | 31/6.2 |
| Seton Hall | 3-2 | 66 | 8-14 | 0-1 | 6-12 | 13/4.3 | 2 | 6 | 0 | 1 | 22/7.3 |
| USF | 4-2 | 66 | 7-16 | 0-0 | 10-12 | 18/4.5 | 3 | 9 | 3 | 2 | 24/6.0 |
| Syracuse | 4-2 | 57 | 2-7 | 0-0 | 2-4 | 8/2.0 | 1 | 5 | 1 | 1 | 6/1.5 |
| Villanova | 2-2 | 48 | 5-8 | 0-0 | 6-13 | 17/8.5 | 3 | 8 | 0 | 1 | 16/8.0 |
| West Virginia | 4-2 | 86 | 7-11 | 0-0 | 5-11 | 18/4.5 | 4 | 11 | 1 | 0 | 19/4.8 |


Career Statistics

| Season | GP-GS | Min | Avg | FG-A | Pct | 3FG-A | Pct | FT-A | Pct | O-D-TOT | Avg | PF-FO | Ast | TO | Blk | Stl | Pts | Avg |
|--------------|---------------|-------------|-------------|----------------|-------------|------------|-------------|----------------|-------------|--------------------|------------|--------------|------------|------------|-----------|-----------|------------|------------|
| 2007-08 | 15-0 | 59 | 3.9 | 6-13 | .462 | 0-1 | .000 | 3-11 | .273 | 8-12-20 | 1.3 | 6-0 | 5 | 3 | 1 | 2 | 15 | 1.0 |
| 2008-09 | 34-1 | 384 | 11.3 | 37-73 | .507 | 0-0 | .000 | 27-50 | .540 | 51-70-121 | 3.6 | 52-2 | 23 | 13 | 6 | 15 | 101 | 3.0 |
| 2009-10 | 35-35 | 923 | 26.4 | 96-177 | .542 | 0-0 | .000 | 80-133 | .602 | 79-104-183 | 5.2 | 101-3 | 59 | 48 | 16 | 24 | 272 | 7.8 |
| 2010-11 | 24-24 | 687 | 28.6 | 66-143 | .462 | 1-1 | 1.000 | 97-139 | .698 | 57-82-139 | 5.8 | 59-3 | 62 | 41 | 14 | 9 | 230 | 9.6 |
| TOTAL | 108-60 | 2053 | 19.0 | 205-406 | .505 | 1-2 | .500 | 207-333 | .622 | 195-268-463 | 4.3 | 218-8 | 149 | 105 | 37 | 50 | 618 | 5.7 |

Career BIG EAST Statistics

| Season | GP-GS | Min | Avg | FG-A | Pct | 3FG-A | Pct | FT-A | Pct | O-D-TOT | Avg | PF-FO | Ast | TO | Blk | Stl | Pts | Avg |
|--------------|--------------|-------------|-------------|----------------|-------------|------------|-------------|---------------|-------------|-------------------|------------|--------------|-----------|-----------|-----------|-----------|------------|------------|
| 2007-08 | 6-0 | 9 | 1.5 | 1-2 | .500 | 0-1 | .000 | 2-4 | .500 | 1-1-2 | 0.3 | 0-0 | 0 | 0 | 0 | 0 | 4 | 0.7 |
| 2008-09 | 16-1 | 148 | 9.3 | 17-30 | .567 | 0-0 | .000 | 5-18 | .278 | 21-26-47 | 2.9 | 25-1 | 7 | 2 | 2 | 6 | 39 | 2.4 |
| 2009-10 | 18-18 | 508 | 28.2 | 52-100 | .520 | 0-0 | .000 | 52-77 | .675 | 45-55-100 | 5.6 | 59-3 | 33 | 21 | 8 | 14 | 156 | 8.7 |
| 2010-11 | 12-12 | 354 | 29.5 | 35-72 | .486 | 1-1 | 1.000 | 37-57 | .649 | 30-37-67 | 5.6 | 37-3 | 27 | 21 | 9 | 3 | 108 | 9.0 |
| TOTAL | 52-31 | 1019 | 19.6 | 105-204 | .515 | 1-2 | .500 | 96-156 | .615 | 97-119-216 | 4.2 | 121-7 | 67 | 44 | 19 | 23 | 307 | 5.9 |





5 Tom Kopko | Senior • 6-2 • 187 Chicago, Ill. • St. Laurence

Career Games With:

| | |
|---------------------------|-----|
| Double Figure Points..... | N/A |
| 20-Plus Points..... | N/A |
| 30-Plus Points..... | N/A |
| 10-Plus Rebounds..... | N/A |
| 10-Plus Assists..... | N/A |
| Double-Double..... | N/A |

QUICK HITS:

- Played in eight contests on the season
- Matched most career minutes against Chicago State, playing 5 minutes
- Posted first points of the season against Maine, connecting on a three pointer
- Recorded first assist of season against Stony Brook, matching career high
- Made it back-to-back games with an assist against UMBC
- Appeared in first BIG EAST game of the season against St. John's (Jan. 16)
- Dished out first BIG EAST assist of the year against DePaul

Season and Career Bests

| | | | |
|--|--|-------------------------------|--|
| Points | Season 3 (vs. Maine 11/22/10) | FG's | Season 1 (vs. Maine 11/22/10) |
| Career 5 (vs. Northern Illinois 12/8/07) | Career 2 (vs. Northern Illinois 12/8/07) | 3PT FG's | Season 1 (vs. Maine 11/22/10) |
| Rebounds | Season 1 (on two occasions) | Career 1 (on three occasions) | FT's |
| Career 2 (vs. Monmouth 11/16/07) | Career 1 (on four occasions) | Season -- | Career 1 (vs. Savannah State 12/22/08) |
| Assists | Season 1 (on two occasions) | Minutes | Season 5 (vs. Chicago State 11/17/10) |
| Career 1 (vs. USC Upstate 11/16/08) | Career -- | Career 5 (on two occasions) | |
| Steals | Season -- | | |
| Career 1 (vs. USC Upstate 11/16/08) | Career -- | | |
| Blocks | Season -- | | |
| Career -- | Career -- | | |

Game-By-Game Stats

| | Start | FG-A | 3P-A | FT-A | Reb | PF | TP | A | TO | BK | S | Min |
|------------------|-------|------|------|------|-----|----|----|---|----|----|---|-----|
| Georgia Southern | 0-2 | 0-1 | 0-0 | 0-0 | 1 | 0 | 0 | 0 | 0 | 0 | 0 | 3 |
| Liberty | 0-0 | 0-0 | 0-0 | 0-0 | 0 | 0 | 0 | 0 | 0 | 0 | 0 | 1 |
| Chicago State | 0-2 | 0-1 | 0-0 | 0-0 | 1 | 0 | 0 | 0 | 0 | 0 | 0 | 5 |
| Maine | 1-1 | 1-1 | 0-0 | 0-0 | 0 | 0 | 3 | 0 | 0 | 0 | 0 | 3 |
| Georgia | | | | | DNP | | | | | | | |
| California | | | | | DNP | | | | | | | |
| Wisconsin | | | | | DNP | | | | | | | |
| Indiana State | | | | | DNP | | | | | | | |
| Kentucky | | | | | DNP | | | | | | | |
| Gonzaga | | | | | DNP | | | | | | | |
| Stony Brook | | 0-0 | 0-0 | 0-0 | 0 | 0 | 0 | 1 | 0 | 0 | 0 | 2 |
| UMBC | | 0-1 | 0-1 | 0-0 | 0 | 0 | 0 | 1 | 0 | 0 | 0 | 3 |
| Georgetown | | | | | DNP | | | | | | | |
| Syracuse | | | | | DNP | | | | | | | |
| Connecticut | | | | | DNP | | | | | | | |
| St. John's | | | | | DNP | | | | | | | |
| Marquette | | | | | DNP | | | | | | | |
| St. John's | | 0-0 | 0-0 | 0-0 | 0 | 0 | 0 | 0 | 0 | 0 | 0 | 1 |
| Cincinnati | | | | | DNP | | | | | | | |
| Marquette | | | | | DNP | | | | | | | |
| Pittsburgh | | | | | DNP | | | | | | | |
| DePaul | | 0-0 | 0-0 | 0-0 | 0 | 0 | 0 | 1 | 0 | 0 | 0 | 1 |
| Rutgers | | | | | DNP | | | | | | | |
| Louisville | | | | | DNP | | | | | | | |
| USF | | | | | | | | | | | | |
| West Virginia | | | | | | | | | | | | |
| Providence | | | | | | | | | | | | |
| Seton Hall | | | | | | | | | | | | |
| Villanova | | | | | | | | | | | | |
| Connecticut | | | | | | | | | | | | |

Career Stats vs. BIG EAST

| Opponent | GP-GS | Min. | FG-A | 3PT-A | FT-A | Reb. | A | PF | B | S | Pts. |
|---------------|-------|------|------|-------|------|-------|---|----|---|---|-------|
| Cincinnati | 0-0 | 0 | 0-0 | 0-0 | 0-0 | 0/0.0 | 0 | 0 | 0 | 0 | 0/0.0 |
| Connecticut | 0-0 | 0 | 0-0 | 0-0 | 0-0 | 0/0.0 | 0 | 0 | 0 | 0 | 0/0.0 |
| DePaul | 1-0 | 1 | 0-0 | 0-0 | 0-0 | 0/0.0 | 1 | 0 | 0 | 0 | 0/0.0 |
| Georgetown | 0-0 | 0 | 0-0 | 0-0 | 0-0 | 0/0.0 | 0 | 0 | 0 | 0 | 0/0.0 |
| Louisville | 0-0 | 0 | 0-0 | 0-0 | 0-0 | 0/0.0 | 0 | 0 | 0 | 0 | 0/0.0 |
| Marquette | 0-0 | 0 | 0-0 | 0-0 | 0-0 | 0/0.0 | 0 | 0 | 0 | 0 | 0/0.0 |
| Pittsburgh | 0-0 | 0 | 0-0 | 0-0 | 0-0 | 0/0.0 | 0 | 0 | 0 | 0 | 0/0.0 |
| Providence | 0-0 | 0 | 0-0 | 0-0 | 0-0 | 0/0.0 | 0 | 0 | 0 | 0 | 0/0.0 |
| Rutgers | 0-0 | 0 | 0-0 | 0-0 | 0-0 | 0/0.0 | 0 | 0 | 0 | 0 | 0/0.0 |
| St. John's | 1-0 | 1 | 0-0 | 0-0 | 0-0 | 0/0.0 | 0 | 0 | 0 | 0 | 0/0.0 |
| Seton Hall | 1-0 | 1 | 0-0 | 0-0 | 0-0 | 0/0.0 | 0 | 0 | 0 | 0 | 0/0.0 |
| South Florida | 0-0 | 0 | 0-0 | 0-0 | 0-0 | 0/0.0 | 0 | 0 | 0 | 0 | 0/0.0 |
| Syracuse | 0-0 | 0 | 0-0 | 0-0 | 0-0 | 0/0.0 | 0 | 0 | 0 | 0 | 0/0.0 |
| Villanova | 0-0 | 0 | 0-0 | 0-0 | 0-0 | 0/0.0 | 0 | 0 | 0 | 0 | 0/0.0 |
| West Virginia | 0-0 | 0 | 0-0 | 0-0 | 0-0 | 0/0.0 | 0 | 0 | 0 | 0 | 0/0.0 |

Career Statistics

| Season | GP-GS | Min | Avg | FG-A | Pct | 3FG-A | Pct | FT-A | Pct | O-D-TOT | Avg | PF-FO | Ast | TO | Blk | Stl | Pts | Avg |
|--------------|-------------|-----------|------------|-------------|-------------|-------------|-------------|------------|-------------|--------------|------------|------------|----------|----------|----------|----------|-----------|------------|
| 2007-08 | 5-0 | 11 | 2.2 | 2-4 | .500 | 1-3 | .333 | 0-1 | .000 | 1-1-2 | 0.4 | 1-0 | 0 | 0 | 0 | 0 | 5 | 1.0 |
| 2008-09 | 6-0 | 12 | 2.0 | 3-7 | .429 | 0-3 | .000 | 1-2 | .500 | 0-0-0 | 0.0 | 0-0 | 3 | 1 | 0 | 2 | 7 | 1.2 |
| 2009-10 | 8-0 | 13 | 1.6 | 3-6 | .500 | 2-4 | .500 | 0-0 | .000 | 0-0-0 | 0.0 | 2-0 | 0 | 1 | 0 | 0 | 8 | 1.0 |
| 2010-11 | 8-0 | 19 | 2.4 | 1-6 | .167 | 1-4 | .250 | 0-0 | .000 | 2-0-2 | 0.3 | 0-0 | 3 | 0 | 0 | 0 | 3 | 0.4 |
| TOTAL | 27-0 | 55 | 2.0 | 9-23 | .391 | 4-14 | .286 | 1-3 | .333 | 3-1-4 | 0.1 | 3-0 | 6 | 2 | 0 | 2 | 23 | 0.9 |

Career BIG EAST Statistics

| Season | GP-GS | Min | Avg | FG-A | Pct | 3FG-A | Pct | FT-A | Pct | O-D-TOT | Avg | PF-FO | Ast | TO | Blk | Stl | Pts | Avg |
|--------------|------------|----------|------------|------------|-------------|------------|-------------|------------|-------------|--------------|------------|------------|----------|----------|----------|----------|----------|------------|
| 2007-08 | 1-0 | 0 | 0.0 | 0-0 | .000 | 0-0 | .000 | 0-0 | .000 | 0-0-0 | 0.0 | 0-0 | 0 | 0 | 0 | 0 | 0 | 0.0 |
| 2008-09 | | | | | | | | | | Did Not Play | | | | | | | | |
| 2009-10 | | | | | | | | | | Did Not Play | | | | | | | | |
| 2010-11 | 2-0 | 2 | 1.0 | 0-0 | .000 | 0-0 | .000 | 0-0 | .000 | 0-0-0 | 0.0 | 0-0 | 1 | 0 | 0 | 0 | 0 | 0.0 |
| TOTAL | 3-0 | 2 | 0.7 | 0-0 | .000 | 0-0 | .000 | 0-0 | .000 | 0-0-0 | 0.0 | 0-0 | 1 | 0 | 0 | 0 | 0 | 0.0 |





12 Alex Dragicevich | Freshman • 6-8 • 215 Northbrook, Ill. • Glenbrook North

Career Games With:

| | |
|---------------------------|-----|
| Double Figure Points..... | N/A |
| 20-Plus Points..... | N/A |
| 30-Plus Points..... | N/A |
| 10-Plus Rebounds..... | N/A |
| 10-Plus Assists..... | N/A |
| Double-Double..... | N/A |

QUICK HITS:

- Played in nine games on the season
- Scored first points with the Irish against Georgia Southern, recording 9 points on 2-5 shooting, including a perfect 4-4 from the free throw line
- Also grabbed first rebounds of career against Georgia Southern, pulling down 3 boards in the contest
- Dished out first assist of Irish career against UMBC in a personal-best 11 minutes of play
- Scored first BIG EAST points of career against Marquette, going 1-1 for 2 points in four minutes of play
- Grabbed first career BIG EAST rebound against DePaul

Season and Career Bests

| | | | |
|-----------------|-----------------------------------|-----------------|-----------------------------------|
| Points | | FG's | |
| Season | 9 (vs. Georgia Southern 11/12/10) | Season | 2 (vs. Georgia Southern 11/12/10) |
| Career | 9 (vs. Georgia Southern 11/12/10) | Career | 2 (vs. Georgia Southern 11/12/10) |
| Rebounds | | 3PT FG's | |
| Season | 3 (vs. Georgia Southern 11/12/10) | Season | 1 (vs. Georgia Southern 11/12/10) |
| Career | 3 (vs. Georgia Southern 11/12/10) | Career | 1 (vs. Georgia Southern 11/12/10) |
| Assists | | FT's | |
| Season | 1 (on two occasions) | Season | 4 (vs. Georgia Southern 11/12/10) |
| Career | 1 (on two occasions) | Career | 4 (vs. Georgia Southern 11/12/10) |
| Steals | | Minutes | |
| Season | -- | Season | 11 (vs. UMBC 12/22/10) |
| Career | -- | Career | 11 (vs. UMBC 12/22/10) |
| Blocks | | | |
| Season | -- | | |
| Career | -- | | |

Game-By-Game Stats

| | Start | FG-A | 3P-A | FT-A | Reb | PF | TP | A | TO | BK | S | Min |
|------------------|-------|------|------|------|-----|----|----|---|----|----|---|-----|
| Georgia Southern | | 2-5 | 1-2 | 4-4 | 3 | 1 | 9 | 0 | 0 | 0 | 0 | 10 |
| Liberty | | 0-0 | 0-0 | 0-0 | 0 | 0 | 0 | 0 | 0 | 0 | 0 | 1 |
| Chicago State | | 1-2 | 0-0 | 2-2 | 1 | 0 | 4 | 0 | 0 | 0 | 0 | 7 |
| Maine | | 0-0 | 0-0 | 0-0 | 1 | 0 | 0 | 0 | 0 | 0 | 0 | 4 |
| Georgia | | | | | | | | | | | | DNP |
| California | | | | | | | | | | | | DNP |
| Wisconsin | | | | | | | | | | | | DNP |
| Indiana State | | | | | | | | | | | | DNP |
| Kentucky | | | | | | | | | | | | DNP |
| Gonzaga | | | | | | | | | | | | DNP |
| Stony Brook | | 0-0 | 0-0 | 0-0 | 0 | 0 | 0 | 0 | 0 | 0 | 0 | 4 |
| UMBC | | 0-3 | 0-2 | 1-2 | 2 | 0 | 1 | 1 | 0 | 0 | 0 | 11 |
| Georgetown | | | | | | | | | | | | DNP |
| Syracuse | | | | | | | | | | | | DNP |
| Connecticut | | | | | | | | | | | | DNP |
| St. John's | | | | | | | | | | | | DNP |
| Marquette | | 1-1 | 0-0 | 0-0 | 0 | 0 | 2 | 1 | 0 | 0 | 0 | 4 |
| St. John's | | 0-2 | 0-2 | 1-2 | 0 | 0 | 1 | 0 | 1 | 0 | 0 | 3 |
| Cincinnati | | | | | | | | | | | | DNP |
| Marquette | | | | | | | | | | | | DNP |
| Pittsburgh | | | | | | | | | | | | DNP |
| DePaul | | 0-0 | 0-0 | 0-0 | 1 | 0 | 0 | 0 | 0 | 0 | 0 | 3 |
| Rutgers | | | | | | | | | | | | DNP |
| Louisville | | | | | | | | | | | | DNP |
| USF | | | | | | | | | | | | |
| West Virginia | | | | | | | | | | | | |
| Providence | | | | | | | | | | | | |
| Seton Hall | | | | | | | | | | | | |
| Villanova | | | | | | | | | | | | |
| Connecticut | | | | | | | | | | | | |

Career Stats vs. BIG EAST

| Opponent | GP-GS | Min. | FG-A | 3PT-A | FT-A | Reb. | A | PF | B | S | Pts. |
|---------------|-------|------|------|-------|------|-------|---|----|---|---|-------|
| Cincinnati | 0-0 | 0 | 0-0 | 0-0 | 0-0 | 0/0.0 | 0 | 0 | 0 | 0 | 0/0.0 |
| Connecticut | 0-0 | 0 | 0-0 | 0-0 | 0-0 | 0/0.0 | 0 | 0 | 0 | 0 | 0/0.0 |
| DePaul | 1-0 | 3 | 0-0 | 0-0 | 0-0 | 1/1.0 | 0 | 0 | 0 | 0 | 0/0.0 |
| Georgetown | 0-0 | 0 | 0-0 | 0-0 | 0-0 | 0/0.0 | 0 | 0 | 0 | 0 | 0/0.0 |
| Louisville | 0-0 | 0 | 0-0 | 0-0 | 0-0 | 0/0.0 | 0 | 0 | 0 | 0 | 0/0.0 |
| Marquette | 1-0 | 4 | 1-1 | 0-0 | 0-0 | 0/0.0 | 1 | 0 | 0 | 0 | 2/2.0 |
| Pittsburgh | 0-0 | 0 | 0-0 | 0-0 | 0-0 | 0/0.0 | 0 | 0 | 0 | 0 | 0/0.0 |
| Providence | 0-0 | 0 | 0-0 | 0-0 | 0-0 | 0/0.0 | 0 | 0 | 0 | 0 | 0/0.0 |
| Rutgers | 0-0 | 0 | 0-0 | 0-0 | 0-0 | 0/0.0 | 0 | 0 | 0 | 0 | 0/0.0 |
| St. John's | 1-0 | 3 | 0-2 | 0-2 | 1-2 | 0/0.0 | 0 | 0 | 0 | 0 | 1/1.0 |
| Seton Hall | 0-0 | 0 | 0-0 | 0-0 | 0-0 | 0/0.0 | 0 | 0 | 0 | 0 | 0/0.0 |
| USF | 0-0 | 0 | 0-0 | 0-0 | 0-0 | 0/0.0 | 0 | 0 | 0 | 0 | 0/0.0 |
| Syracuse | 0-0 | 0 | 0-0 | 0-0 | 0-0 | 0/0.0 | 0 | 0 | 0 | 0 | 0/0.0 |
| Villanova | 0-0 | 0 | 0-0 | 0-0 | 0-0 | 0/0.0 | 0 | 0 | 0 | 0 | 0/0.0 |
| West Virginia | 0-0 | 0 | 0-0 | 0-0 | 0-0 | 0/0.0 | 0 | 0 | 0 | 0 | 0/0.0 |


Career Statistics

| Season | GP-GS | Min | Avg | FG-A | Pct | 3FG-A | Pct | FT-A | Pct | O-D-TOT | Avg | PF-FO | Ast | TO | Blk | Stl | Pts | Avg |
|--------------|------------|-----------|------------|-------------|-------------|------------|-------------|-------------|-------------|--------------|------------|------------|----------|----------|----------|----------|-----------|------------|
| 2010-11 | 9-0 | 47 | 5.2 | 4-13 | .308 | 1-6 | .167 | 8-10 | .800 | 3-5-8 | 0.9 | 1-0 | 2 | 1 | 0 | 0 | 17 | 1.9 |
| TOTAL | 9-0 | 47 | 5.2 | 4-13 | .308 | 1-6 | .167 | 8-10 | .800 | 3-5-8 | 0.9 | 1-0 | 2 | 1 | 0 | 0 | 17 | 1.9 |

Career BIG EAST Statistics

| Season | GP-GS | Min | Avg | FG-A | Pct | 3FG-A | Pct | FT-A | Pct | O-D-TOT | Avg | PF-FO | Ast | TO | Blk | Stl | Pts | Avg |
|--------------|------------|-----------|------------|------------|-------------|------------|-------------|------------|-------------|--------------|------------|------------|----------|----------|----------|----------|----------|------------|
| 2010-11 | 3-0 | 10 | 3.3 | 1-3 | .333 | 0-2 | .000 | 1-2 | .500 | 0-1-1 | 0.3 | 0-0 | 1 | 1 | 0 | 0 | 3 | 1.0 |
| TOTAL | 3-0 | 10 | 3.3 | 1-3 | .333 | 0-2 | .000 | 1-2 | .500 | 0-1-1 | 0.3 | 0-0 | 1 | 1 | 0 | 0 | 3 | 1.0 |





14 Scott Martin | Senior • 6-8 • 219 Valparaiso, Ind. • Valparaiso

Career Games With:

Double Figure Points ...27 (14 with ND)
 20-Plus Points..... N/A
 30-Plus Points..... N/A
 10-Plus Rebounds..... 1 (1 with ND)
 10-Plus Assists N/A
 Double-Double 1 (1 with ND)

QUICK HITS:

- Reached double figures 14 times on the season
- Took to the court for first time since '07-08 season against Georgia Southern, scoring 7 points along with 5 rebounds in 22 minutes of play
- Missed contest against Chicago State due to back spasms
- Returned to starting lineup against Maine, recording first game in double figures with the Irish after scoring 15 points
- Reached double figures for second time on season, scoring 11 points against California in Old Spice Classice second round matchup
- Connected on career-high seven field goals (7-12) against Indiana State en route to a 15-point performance
- Played most minutes of career against Gonzaga, logging 35 minutes of action
- Competed in first BIG EAST game with Irish against Georgetown, scoring 11 points in 30 minutes of play
- Dished out a career best 6 assists against Syracuse in the the first road test of the BIG EAST schedule for the Irish
- Pulled down season-best 8 rebounds in win over St. John's (Jan. 8)
- Pulled down career high 11 rebounds against Marquette (Jan. 10), en route to first career double-double (10 pts, 11 rebs.)
- Tied career best with eight free throw makes against Marquette (Jan. 22), (8-10)
- Set career high for points in a BIG EAST game with 15 against DePaul on 6-10 shooting
- Reached new high-water mark in minutes played against Louisville, scoring 6 points with 6 rebounds in 39 minutes

Season and Career Bests

| | | | |
|-----------------|--|-----------------|--|
| Points | Season 15 (on four occasions) Career 17 (vs. Missouri St. 12/23/07) | FG's | Season 7 (vs. Indiana State 11/30/10) Career 7 (vs. Indiana State 11/30/10) |
| Rebounds | Season 11 (vs. Marquette 1/10/11) Career 11 (vs. Marquette 1/10/11) | 3PT FG's | Season 3 (vs. UMBC 12/22/10) Career 3 (vs. UMBC 12/22/10) |
| Assists | Season 6 (vs. Syracuse 1/1/11) Career 6 (vs. Syracuse 1/1/11) | FT's | Season 8 (on two occasions) Career 8 (on three occasions) |
| Steals | Season 2 (on two occasions) Career 4 (vs. Clemson 11/27/07) | Minutes | Season 39 (vs. Louisville 2/9/11) Career 39 (vs. Louisville 2/9/11) |
| Blocks | Season 1 (on five occasions) Career 3 (on two occasions) | | |

Game-By-Game Stats

| | Start | FG-A | 3P-A | FT-A | Reb | PF | TP | A | TO | BK | S | Min |
|------------------|-------|---------------|------|------|-----|----|----|---|----|----|---|-----|
| Georgia Southern | * | 2-7 | 0-3 | 3-3 | 5 | 4 | 7 | 2 | 2 | 0 | 0 | 22 |
| Liberty | * | 2-9 | 1-5 | 1-4 | 3 | 0 | 6 | 3 | 2 | 1 | 1 | 29 |
| Chicago State | | DNP - Injured | | | | | | | | | | |
| Maine | * | 6-8 | 2-3 | 1-2 | 5 | 2 | 15 | 3 | 2 | 0 | 0 | 28 |
| Georgia | * | 2-3 | 0-1 | 2-4 | 2 | 1 | 6 | 0 | 2 | 0 | 0 | 26 |
| California | * | 2-8 | 0-3 | 7-8 | 6 | 1 | 11 | 1 | 0 | 1 | 0 | 26 |
| Wisconsin | * | 1-4 | 0-0 | 4-5 | 7 | 0 | 6 | 1 | 0 | 0 | 0 | 27 |
| Indiana State | * | 7-12 | 1-4 | 0-1 | 5 | 2 | 15 | 2 | 1 | 0 | 0 | 29 |
| Kentucky | * | 3-8 | 1-4 | 0-0 | 5 | 4 | 7 | 1 | 0 | 0 | 0 | 27 |
| Gonzaga | * | 3-6 | 2-3 | 1-2 | 3 | 4 | 9 | 2 | 3 | 0 | 0 | 35 |
| Stony Brook | * | 4-6 | 1-1 | 0-0 | 6 | 1 | 9 | 3 | 0 | 0 | 2 | 21 |
| UMBC | * | 6-10 | 3-5 | 0-0 | 3 | 1 | 15 | 0 | 1 | 0 | 0 | 21 |
| Georgetown | * | 5-9 | 1-1 | 0-4 | 3 | 1 | 11 | 1 | 1 | 0 | 1 | 30 |
| Syracuse | * | 3-9 | 0-2 | 4-4 | 7 | 2 | 10 | 6 | 5 | 1 | 1 | 34 |
| Connecticut | * | 4-12 | 2-6 | 3-4 | 3 | 4 | 13 | 2 | 2 | 1 | 0 | 31 |
| St. John's | * | 5-11 | 0-4 | 2-3 | 8 | 1 | 12 | 3 | 0 | 0 | 0 | 35 |
| Marquette | * | 4-15 | 1-6 | 1-2 | 11 | 4 | 10 | 1 | 3 | 0 | 0 | 36 |
| St. John's | * | 2-7 | 0-2 | 0-1 | 4 | 4 | 4 | 0 | 2 | 0 | 0 | 29 |
| Cincinnati | * | 4-8 | 2-2 | 1-3 | 8 | 1 | 11 | 1 | 2 | 0 | 0 | 34 |
| Marquette | * | 1-5 | 0-1 | 8-10 | 3 | 2 | 10 | 2 | 2 | 1 | 0 | 33 |
| Pittsburgh | * | 3-10 | 3-6 | 1-2 | 1 | 2 | 10 | 1 | 1 | 0 | 0 | 36 |
| DePaul | * | 6-10 | 1-2 | 2-2 | 7 | 2 | 15 | 1 | 0 | 0 | 2 | 30 |
| Rutgers | * | 3-6 | 0-1 | 8-9 | 2 | 2 | 14 | 3 | 1 | 0 | 0 | 34 |
| Louisville | * | 2-8 | 1-3 | 1-2 | 6 | 1 | 6 | 4 | 2 | 0 | 1 | 39 |
| USF | | | | | | | | | | | | |
| West Virginia | | | | | | | | | | | | |
| Providence | | | | | | | | | | | | |
| Seton Hall | | | | | | | | | | | | |
| Villanova | | | | | | | | | | | | |
| Connecticut | | | | | | | | | | | | |

Career Stats vs. BIG EAST

| Opponent | GP-GS | Min. | FG-A | 3PT-A | FT-A | Reb. | A | PF | B | S | Pts. |
|---------------|-------|------|------|-------|------|--------|---|----|---|---|---------|
| Cincinnati | 1-1 | 34 | 4-8 | 2-2 | 1-3 | 8/8.0 | 1 | 1 | 0 | 0 | 11/11.0 |
| Connecticut | 1-1 | 31 | 4-12 | 2-6 | 3-4 | 3/3.0 | 2 | 4 | 1 | 0 | 13/13.0 |
| DePaul | 2-2 | 66 | 9-20 | 4-8 | 3-4 | 8/4.0 | 2 | 4 | 0 | 2 | 25/12.5 |
| Georgetown | 1-1 | 30 | 5-9 | 1-1 | 0-4 | 3/3.0 | 1 | 1 | 0 | 1 | 11/11.0 |
| Louisville | 2-2 | 61 | 5-14 | 1-4 | 6-10 | 9/4.5 | 4 | 5 | 0 | 2 | 17/8.5 |
| Marquette | 2-2 | 69 | 5-20 | 1-7 | 9-12 | 14/7.0 | 3 | 6 | 1 | 0 | 20/10.0 |
| Pittsburgh | 0-0 | 0 | 0-0 | 0-0 | 0-0 | 0/0.0 | 0 | 0 | 0 | 0 | 0/0.0 |
| Providence | 0-0 | 0 | 0-0 | 0-0 | 0-0 | 0/0.0 | 0 | 0 | 0 | 0 | 0/0.0 |
| Rutgers | 1-1 | 34 | 3-6 | 0-1 | 8-9 | 2/2.0 | 3 | 2 | 0 | 0 | 14/14.0 |
| St. John's | 2-2 | 64 | 7-18 | 0-6 | 2-4 | 12/6.0 | 3 | 5 | 0 | 0 | 16/8.0 |
| Seton Hall | 0-0 | 0 | 0-0 | 0-0 | 0-0 | 0/0.0 | 0 | 0 | 0 | 0 | 0/0.0 |
| USF | 0-0 | 0 | 0-0 | 0-0 | 0-0 | 0/0.0 | 0 | 0 | 0 | 0 | 0/0.0 |
| Syracuse | 1-1 | 34 | 3-9 | 0-2 | 4-4 | 7/7.0 | 6 | 2 | 1 | 1 | 10/10.0 |
| Villanova | 0-0 | 0 | 0-0 | 0-0 | 0-0 | 0/0.0 | 0 | 0 | 0 | 0 | 0/0.0 |
| West Virginia | 0-0 | 0 | 0-0 | 0-0 | 0-0 | 0/0.0 | 0 | 0 | 0 | 0 | 0/0.0 |

Career Statistics

| Season | GP-GS | Min | Avg | FG-A | Pct | 3FG-A | Pct | FT-A | Pct | O-D-TOT | Avg | PF-FO | Ast | TO | Blk | Stl | Pts | Avg |
|--------------|--------------|-------------|-------------|----------------|-------------|---------------|-------------|----------------|-------------|-------------------|------------|--------------|-----------|-----------|-----------|-----------|------------|------------|
| 2007-08 | 32-8 | 700 | 21.9 | 84-225 | .373 | 26-83 | .313 | 78-112 | .696 | 42-79-121 | 3.8 | 78-3 | 44 | 48 | 21 | 31 | 272 | 8.5 |
| 2008-09 | | | | | | | | | | | | | | | | | | |
| 2009-10 | | | | | | | | | | | | | | | | | | |
| 2010-11 | 23-23 | 692 | 30.1 | 80-191 | .419 | 22-68 | .324 | 50-75 | .667 | 25-88-113 | 4.9 | 46-0 | 43 | 34 | 5 | 8 | 232 | 10.1 |
| TOTAL | 55-31 | 1392 | 25.3 | 164-416 | .394 | 48-151 | .318 | 128-187 | .684 | 67-167-234 | 4.3 | 124-3 | 87 | 82 | 26 | 39 | 504 | 9.2 |

Career BIG EAST Statistics

| Season | GP-GS | Min | Avg | FG-A | Pct | 3FG-A | Pct | FT-A | Pct | O-D-TOT | Avg | PF-FO | Ast | TO | Blk | Stl | Pts | Avg |
|--------------|--------------|------------|-------------|---------------|-------------|--------------|-------------|--------------|-------------|-----------------|------------|-------------|-----------|-----------|----------|----------|------------|-------------|
| 2008-09 | | | | | | | | | | | | | | | | | | |
| 2009-10 | | | | | | | | | | | | | | | | | | |
| 2010-11 | 12-12 | 401 | 33.4 | 42-110 | .382 | 11-36 | .306 | 31-46 | .674 | 12-51-63 | 5.3 | 26-0 | 25 | 21 | 3 | 5 | 126 | 10.5 |
| TOTAL | 12-12 | 401 | 33.4 | 42-110 | .382 | 11-36 | .306 | 31-46 | .674 | 12-51-63 | 5.3 | 26-0 | 25 | 21 | 3 | 5 | 126 | 10.5 |





21 Tim Abromaitis | Graduate Student • 6-8 • 235 Unionville, Conn. • Farmington

Career Games With:

| | |
|---------------------------|-----|
| Double Figure Points..... | 48 |
| 20-Plus Points..... | 17 |
| 30-Plus Points..... | 2 |
| 10-Plus Rebounds..... | 4 |
| 10-Plus Assists..... | N/A |
| Double-Double..... | 3 |

QUICK HITS:

- Has started 50 of the last 51 contests for the Irish
- Reached double-figure points 20 times this season
- Eclipsed 20 points in a game eight times this season
- Posted 30+ minutes of action in 19 games this season
- Posted first double-double of the season against Chicago State, notching 21 points along with 10 rebounds
- Set career high in assists against Chicago State, dishing out 7 assists
- Had best scoring game of young season, posting 26 points (8-9 FG's, 4-5 3FG's) against Maine
- Named Old Spice Classic tournament MVP along with All-Tournament team member, averaging 14.0 PPG, including a 25-point outburst against Georgia in a career best 46 minutes of play
- Recorded a career best in rebounds, pulling down 11 boards against California in second round of Old Spice Classic
- Selected to the BIG EAST Weekly Honor Roll (Nov. 29 and Dec. 27)
- Posted third double-double of career and second of the season with his 21-point, 11-rebound performance against UMBC
- Tied career-best with five three pointers (5-7) in BIG EAST opener against Georgetown, finishing with a team-best 20 points
- Set a career high with three steals against DePaul
- Named Capital One Academic All-District V First Team
- Eclipsed the 20-point mark against Louisville, scoring 23 on 6-13 shooting and 9-9 from the FT line

| Opponent | GP-GS | Min. | FG-A | 3PT-A | FT-A | Reb. | A | PF | B | S | Pts. |
|---------------|-------|------|-------|-------|-------|--------|---|----|---|---|---------|
| Cincinnati | 3-3 | 98 | 15-30 | 6-10 | 14-17 | 17/5.7 | 5 | 9 | 1 | 3 | 50/16.7 |
| Connecticut | 3-2 | 109 | 13-30 | 5-14 | 6-12 | 15/5.0 | 3 | 6 | 1 | 4 | 37/12.3 |
| DePaul | 2-2 | 62 | 13-25 | 6-12 | 11-12 | 10/5.0 | 4 | 3 | 0 | 4 | 43/21.5 |
| Georgetown | 3-2 | 75 | 13-31 | 6-16 | 9-9 | 8/2.7 | 4 | 3 | 2 | 2 | 41/13.7 |
| Louisville | 2-2 | 89 | 17-31 | 4-8 | 14-15 | 13/6.5 | 2 | 5 | 2 | 1 | 52/26.0 |
| Marquette | 4-3 | 110 | 12-32 | 3-14 | 9-11 | 17/4.3 | 4 | 6 | 0 | 1 | 36/9.0 |
| Pittsburgh | 3-3 | 102 | 7-15 | 3-6 | 9-10 | 9/3.0 | 1 | 3 | 3 | 0 | 26/8.7 |
| Providence | 1-1 | 30 | 8-14 | 5-8 | 1-2 | 7/7.0 | 1 | 2 | 0 | 0 | 22/22.0 |
| Rutgers | 2-2 | 72 | 10-21 | 4-11 | 3-4 | 18/9.0 | 3 | 5 | 0 | 0 | 27/13.5 |
| St. John's | 3-3 | 113 | 15-31 | 7-15 | 9-11 | 18/6.0 | 5 | 8 | 0 | 3 | 46/15.3 |
| Seton Hall | 3-2 | 66 | 5-13 | 3-7 | 14-14 | 14/4.7 | 2 | 5 | 0 | 0 | 27/9.0 |
| USF | 2-2 | 63 | 7-16 | 3-8 | 1-1 | 8/4.0 | 5 | 3 | 0 | 1 | 18/9.0 |
| Syracuse | 2-2 | 76 | 16-32 | 8-17 | 1-3 | 9/4.5 | 5 | 7 | 1 | 1 | 41/20.5 |
| Villanova | 1-1 | 37 | 3-13 | 2-8 | 8-10 | 5/5.0 | 2 | 3 | 0 | 0 | 16/16.0 |
| West Virginia | 2-2 | 64 | 6-14 | 3-7 | 9-11 | 11/5.5 | 2 | 6 | 0 | 2 | 24/12.0 |

Career Stats vs. BIG EAST

| Points | | FG's | |
|----------|--------------------------------|----------|-----------------------------|
| Season | 26 (vs. Maine 11/22/10) | Season | 8 (vs. Maine 11/22/10) |
| Career | 31 (vs. UCF 12/6/09) | Career | 11 (vs. Louisville 2/17/10) |
| Rebounds | | 3PT FG's | |
| Season | 11 (on two occasions) | Season | 5 (vs. Georgetown 12/29/10) |
| Career | 11 (on two occasions) | Career | 5 (on four occasions) |
| Assists | | FT's | |
| Season | 7 (vs. Chicago State 11/17/10) | Season | 9 (on two occasions) |
| Career | 7 (vs. Chicago State 11/17/10) | Career | 12 (vs. Seton Hall 2/11/10) |
| Steals | | Minutes | |
| Season | 3 (vs. DePaul 2/3/11) | Season | 46 (vs. Georgia 11/25/10) |
| Career | 3 (vs. DePaul 2/3/11) | Career | 46 (vs. Georgia 11/25/10) |
| Blocks | | | |
| Season | 2 (on two occasions) | | |
| Career | 2 (on three occasions) | | |

Season and Career Bests

Game-By-Game Stats

| | Start | FG-A | 3P-A | FT-A | Reb | PF | TP | A | TO | BK | S | Min |
|------------------|-------|------|------|------|-----|----|----|---|----|----|---|-----|
| Georgia Southern | * | 2-13 | 1-7 | 5-6 | 5 | 1 | 10 | 3 | 1 | 0 | 0 | 22 |
| Liberty | * | 4-12 | 2-9 | 3-4 | 7 | 2 | 13 | 0 | 2 | 1 | 2 | 34 |
| Chicago State | * | 6-15 | 1-8 | 8-9 | 10 | 0 | 21 | 7 | 0 | 1 | 1 | 30 |
| Maine | * | 8-9 | 4-5 | 6-6 | 3 | 2 | 26 | 3 | 0 | 0 | 1 | 27 |
| Georgia | * | 6-11 | 4-5 | 9-12 | 6 | 4 | 25 | 0 | 2 | 0 | 1 | 46 |
| California | * | 2-10 | 0-4 | 3-5 | 11 | 1 | 7 | 2 | 1 | 2 | 0 | 37 |
| Wisconsin | * | 3-11 | 0-2 | 4-4 | 9 | 2 | 10 | 0 | 2 | 0 | 0 | 36 |
| Indiana State | * | 4-11 | 3-7 | 2-2 | 4 | 3 | 13 | 3 | 1 | 0 | 1 | 33 |
| Kentucky | * | 1-7 | 0-4 | 2-2 | 8 | 1 | 4 | 2 | 1 | 1 | 0 | 31 |
| Gonzaga | * | 7-13 | 4-6 | 3-3 | 8 | 1 | 21 | 4 | 1 | 0 | 0 | 39 |
| Sony Brook | * | 8-13 | 2-5 | 4-5 | 8 | 0 | 22 | 3 | 2 | 2 | 1 | 31 |
| UMBC | * | 7-12 | 3-7 | 4-5 | 11 | 0 | 21 | 2 | 3 | 2 | 2 | 26 |
| Georgetown | * | 6-12 | 5-7 | 3-3 | 4 | 1 | 20 | 1 | 3 | 0 | 1 | 39 |
| Syracuse | * | 6-15 | 3-6 | 0-1 | 7 | 3 | 15 | 2 | 4 | 0 | 1 | 38 |
| Connecticut | * | 6-9 | 3-5 | 4-10 | 7 | 2 | 19 | 1 | 3 | 1 | 2 | 39 |
| St. John's | * | 4-9 | 2-5 | 2-2 | 9 | 3 | 12 | 4 | 2 | 0 | 1 | 39 |
| Marquette | * | 4-8 | 1-3 | 1-1 | 4 | 4 | 10 | 0 | 3 | 0 | 1 | 33 |
| St. John's | * | 4-11 | 1-4 | 1-1 | 3 | 4 | 10 | 0 | 5 | 0 | 1 | 35 |
| Cincinnati | * | 4-10 | 2-5 | 2-2 | 6 | 3 | 12 | 1 | 0 | 0 | 0 | 32 |
| Marquette | * | 2-6 | 1-2 | 1-2 | 4 | 2 | 6 | 0 | 2 | 0 | 0 | 33 |
| Pittsburgh | * | 0-0 | 0-0 | 2-2 | 2 | 1 | 2 | 0 | 0 | 1 | 0 | 29 |
| DePaul | * | 4-9 | 1-3 | 4-4 | 4 | 3 | 13 | 1 | 2 | 0 | 3 | 29 |
| Rutgers | * | 4-8 | 1-4 | 1-2 | 8 | 1 | 10 | 1 | 2 | 0 | 0 | 33 |
| Louisville | * | 6-13 | 2-4 | 9-9 | 8 | 1 | 23 | 2 | 0 | 1 | 1 | 44 |
| USF | | | | | | | | | | | | |
| West Virginia | | | | | | | | | | | | |
| Providence | | | | | | | | | | | | |
| Seton Hall | | | | | | | | | | | | |
| Villanova | | | | | | | | | | | | |
| Connecticut | | | | | | | | | | | | |

Career Statistics

| Season | GP-GS | Min | Avg | FG-A | Pct | 3FG-A | Pct | FT-A | Pct | O-D-TOT | Avg | PF-FO | Ast | TO | Blk | Stl | Pts | Avg |
|--------------|--------------|-------------|-------------|----------------|-------------|----------------|-------------|----------------|-------------|-------------------|------------|--------------|-----------|-----------|-----------|-----------|------------|-------------|
| 2007-08 | 12-0 | 40 | 3.3 | 6-21 | .286 | 1-8 | .125 | 7-7 | 1.000 | 5-7-12 | 1.0 | 5-0 | 3 | 4 | 1 | 1 | 20 | 1.7 |
| 2008-09 | | | | | | | | | | Did Not Play | | | | | | | | |
| 2009-10 | 35-26 | 1104 | 31.5 | 183-370 | .495 | 81-189 | .429 | 117-134 | .873 | 43-123-166 | 4.7 | 76-1 | 52 | 42 | 11 | 17 | 564 | 16.1 |
| 2010-11 | 24-24 | 815 | 34.0 | 108-247 | .437 | 46-117 | .393 | 83-102 | .814 | 34-122-156 | 6.5 | 45-0 | 42 | 42 | 12 | 20 | 345 | 14.4 |
| TOTAL | 71-50 | 1959 | 27.6 | 297-638 | .466 | 128-314 | .408 | 207-243 | .852 | 82-252-334 | 4.7 | 126-1 | 97 | 88 | 24 | 38 | 929 | 13.1 |

Career BIG EAST Statistics

| Season | GP-GS | Min | Avg | FG-A | Pct | 3FG-A | Pct | FT-A | Pct | O-D-TOT | Avg | PF-FO | Ast | TO | Blk | Stl | Pts | Avg |
|--------------|--------------|-------------|-------------|----------------|-------------|---------------|-------------|----------------|-------------|-------------------|------------|-------------|-----------|-----------|----------|-----------|------------|-------------|
| 2007-08 | 3-0 | 5 | 1.7 | 1-2 | .500 | 0-1 | .000 | 2-2 | 1.000 | 0-0-0 | 0.0 | 1-0 | 1 | 1 | 0 | 0 | 4 | 1.3 |
| 2008-09 | | | | | | | | | | Did Not Play | | | | | | | | |
| 2009-10 | 18-17 | 647 | 35.9 | 102-217 | .470 | 45-109 | .413 | 78-90 | .867 | 28-74-102 | 5.7 | 37-1 | 34 | 25 | 6 | 9 | 327 | 18.2 |
| 2010-11 | 12-12 | 423 | 35.2 | 50-110 | .455 | 22-48 | .458 | 30-39 | .769 | 16-50-66 | 5.5 | 28-0 | 13 | 26 | 3 | 11 | 152 | 12.7 |
| TOTAL | 33-29 | 1075 | 32.6 | 153-329 | .465 | 67-158 | .424 | 110-131 | .840 | 44-124-168 | 5.1 | 66-1 | 48 | 52 | 9 | 20 | 483 | 14.6 |





22 Jerian Grant | Freshman • 6-5 • 185 Bowie, Md. • DeMatha

Career Games With:

| | |
|---------------------------|-----|
| Double Figure Points..... | N/A |
| 20-Plus Points..... | N/A |
| 30-Plus Points..... | N/A |
| 10-Plus Rebounds..... | N/A |
| 10-Plus Assists..... | N/A |
| Double-Double..... | N/A |

QUICK HITS:

- Has not played during the 2010-11 season
- Missed first four game of the season while recovering from injury

Season and Career Bests

| | | | |
|-----------------|----|-----------------|----|
| Points | | FG's | |
| Season | -- | Season | -- |
| Career | -- | Career | -- |
| Rebounds | | 3PT FG's | |
| Season | -- | Season | -- |
| Career | -- | Career | -- |
| Assists | | FT's | |
| Season | -- | Season | -- |
| Career | -- | Career | -- |
| Steals | | Minutes | |
| Season | -- | Season | -- |
| Career | -- | Career | -- |
| Blocks | | | |
| Season | -- | | |
| Career | -- | | |

Game-By-Game Stats

| | Start | FG-A | 3P-A | FT-A | Reb | PF | TP | A | TO | BK | S | Min |
|------------------|-------|------|------|------|-----|----|----|---|----|----|---|---------------|
| Georgia Southern | | | | | | | | | | | | DNP - Injured |
| Liberty | | | | | | | | | | | | DNP - Injured |
| Chicago State | | | | | | | | | | | | DNP - Injured |
| Maine | | | | | | | | | | | | DNP - Injured |
| Georgia | | | | | | | | | | | | DNP |
| California | | | | | | | | | | | | DNP |
| Wisconsin | | | | | | | | | | | | DNP |
| Indiana State | | | | | | | | | | | | DNP |
| Kentucky | | | | | | | | | | | | DNP |
| Gonzaga | | | | | | | | | | | | DNP |
| Stony Brook | | | | | | | | | | | | DNP |
| UMBC | | | | | | | | | | | | DNP |
| Georgetown | | | | | | | | | | | | DNP |
| Syracuse | | | | | | | | | | | | DNP |
| Connecticut | | | | | | | | | | | | DNP |
| St. John's | | | | | | | | | | | | DNP |
| Marquette | | | | | | | | | | | | DNP |
| St. John's | | | | | | | | | | | | DNP |
| Cincinnati | | | | | | | | | | | | DNP |
| Marquette | | | | | | | | | | | | DNP |
| Pittsburgh | | | | | | | | | | | | DNP |
| DePaul | | | | | | | | | | | | DNP |
| Rutgers | | | | | | | | | | | | DNP |
| Louisville | | | | | | | | | | | | DNP |
| USF | | | | | | | | | | | | DNP |
| West Virginia | | | | | | | | | | | | DNP |
| Providence | | | | | | | | | | | | DNP |
| Seton Hall | | | | | | | | | | | | DNP |
| Villanova | | | | | | | | | | | | DNP |
| Connecticut | | | | | | | | | | | | DNP |

Career Stats vs. BIG EAST

| Opponent | GP-GS | Min. | FG-A | 3PT-A | FT-A | Reb. | A | PF | B | S | Pts. |
|---------------|-------|------|------|-------|------|-------|---|----|---|---|-------|
| Cincinnati | 0-0 | 0 | 0-0 | 0-0 | 0-0 | 0/0.0 | 0 | 0 | 0 | 0 | 0/0.0 |
| Connecticut | 0-0 | 0 | 0-0 | 0-0 | 0-0 | 0/0.0 | 0 | 0 | 0 | 0 | 0/0.0 |
| DePaul | 0-0 | 0 | 0-0 | 0-0 | 0-0 | 0/0.0 | 0 | 0 | 0 | 0 | 0/0.0 |
| Georgetown | 0-0 | 0 | 0-0 | 0-0 | 0-0 | 0/0.0 | 0 | 0 | 0 | 0 | 0/0.0 |
| Louisville | 0-0 | 0 | 0-0 | 0-0 | 0-0 | 0/0.0 | 0 | 0 | 0 | 0 | 0/0.0 |
| Marquette | 0-0 | 0 | 0-0 | 0-0 | 0-0 | 0/0.0 | 0 | 0 | 0 | 0 | 0/0.0 |
| Pittsburgh | 0-0 | 0 | 0-0 | 0-0 | 0-0 | 0/0.0 | 0 | 0 | 0 | 0 | 0/0.0 |
| Providence | 0-0 | 0 | 0-0 | 0-0 | 0-0 | 0/0.0 | 0 | 0 | 0 | 0 | 0/0.0 |
| Rutgers | 0-0 | 0 | 0-0 | 0-0 | 0-0 | 0/0.0 | 0 | 0 | 0 | 0 | 0/0.0 |
| St. John's | 0-0 | 0 | 0-0 | 0-0 | 0-0 | 0/0.0 | 0 | 0 | 0 | 0 | 0/0.0 |
| Seton Hall | 0-0 | 0 | 0-0 | 0-0 | 0-0 | 0/0.0 | 0 | 0 | 0 | 0 | 0/0.0 |
| USF | 0-0 | 0 | 0-0 | 0-0 | 0-0 | 0/0.0 | 0 | 0 | 0 | 0 | 0/0.0 |
| Syracuse | 0-0 | 0 | 0-0 | 0-0 | 0-0 | 0/0.0 | 0 | 0 | 0 | 0 | 0/0.0 |
| Villanova | 0-0 | 0 | 0-0 | 0-0 | 0-0 | 0/0.0 | 0 | 0 | 0 | 0 | 0/0.0 |
| West Virginia | 0-0 | 0 | 0-0 | 0-0 | 0-0 | 0/0.0 | 0 | 0 | 0 | 0 | 0/0.0 |

Career Statistics

| Season | GP-GS | Min | Avg | FG-A | Pct | 3FG-A | Pct | FT-A | Pct | O-D-TOT | Avg | PF-FO | Ast | TO | Blk | Stl | Pts | Avg | |
|--------------|-------|-----|-----|------|-----|-------|-----|------|-----|---------|-----|-------|-----|----|-----|-----|-----|-----|--|
| 2010-11 | | | | | | | | | | | | | | | | | | | |
| TOTAL | | | | | | | | | | | | | | | | | | | |

Career BIG EAST Statistics

| Season | GP-GS | Min | Avg | FG-A | Pct | 3FG-A | Pct | FT-A | Pct | O-D-TOT | Avg | PF-FO | Ast | TO | Blk | Stl | Pts | Avg | |
|--------------|-------|-----|-----|------|-----|-------|-----|------|-----|---------|-----|-------|-----|----|-----|-----|-----|-----|--|
| 2010-11 | | | | | | | | | | | | | | | | | | | |
| TOTAL | | | | | | | | | | | | | | | | | | | |





23 Ben Hansbrough | Senior • 6-3 • 203 Poplar Bluff, Mo. • Poplar Bluff

Career Games With:

Double Figure Points71 (45 at ND)
 20-Plus Points.....17 (13 at ND)
 30-Plus Points.....N/A
 10-Plus Rebounds.....1 (1 at ND)
 10-Plus Assists2 (2 at ND)
 Double-Double2 (2 at ND)

QUICK HITS:

- Has started all 59 contests since putting on an Irish uniform
- Recorded his eighth career 20-point game in the season-opener against Georgia Southern
- Has reached double figures in points in 22 contests this season, including 10 times reaching the 20-point mark
- Has led the team in scoring in 14 games this season
- Tied a then-career high with 5 three pointers against Liberty, marking the fourth time he had hit that many threes
- Set a new career high in three pointers against Chicago State, drilling 6-10 from beyond the arc
- Set a season high for assists on the season when he dished out 9 against Maine
- Posted best rebounding total of the season, recording an identical 6 boards in back-to-back games at the Old Spice Classic against California and Wisconsin
- Recorded then-career best 24 points against Indiana State, aided by knocking down a career high 8 field goals (8-12)
- Selected to the BIG EAST Weekly Honor Roll (Nov. 22, Jan. 24, Jan. 31, Feb. 7)
- Tied a then-career high with 10 FT's against Georgetown in the BIG EAST opener, going 10-10 en route to a 17-point performance
- Scored then-career high 26 points against St. John's (Jan. 8) on 8-15 shooting, including a perfect 6-6 from the FT line
- Named BIG EAST Player of The Week (Jan. 10)
- Reached double figures in 10 straight games (Wisconsin through St. John's) marking a personal best streak
- Connected on a career-best 11 free throws (11-12) against Cincinnati, scoring 13 points
- Scored career best 28 points against Marquette (Jan. 22) on 10-15 shooting, which also set a career high in made FG's
- Matched career high in free throws made (11) against Rutgers, en route to scoring 25 points
- Has reached 20+-point mark in three consecutive games (DePaul (24), Rutgers (25), Louisville (25))

Season and Career Bests

| | | | |
|-----------------|--|-----------------|--|
| Points | Season 28 (vs. Marquette 1/22/11) Career 28 (vs. Marquette 1/22/11) | FG's | Season 10 (vs. Marquette 1/22/11) Career 10 (vs. Marquette 1/22/11) |
| Rebounds | Season 6 (on four occasions) Career 10 (vs. DePaul 1/23/10) | 3PT FG's | Season 6 (vs. Chicago State 11/17/10) Career 6 (vs. Chicago State 11/17/10) |
| Assists | Season 9 (vs. Maine 11/22/10) Career 10 (on two occasions) | FT's | Season 11 (on two occasions) Career 11 (on two occasions) |
| Steals | Season 4 (vs. St. John's 1/8/11) Career 4 (on five occasions) | Minutes | Season 45 (vs. Georgia 11/25/10) Career 48 (vs. Louisville 2/17/10) |
| Blocks | Season 1 (vs. Marquette 1/22/11) Career 1 (on six occasions) | | |

Game-By-Game Stats

| | Start | FG-A | 3P-A | FT-A | Reb | PF | TP | A | TO | BK | S | Min |
|------------------|-------|-------|------|-------|-----|----|----|---|----|----|---|-----|
| Georgia Southern | * | 7-10 | 4-7 | 2-2 | 3 | 3 | 20 | 4 | 2 | 0 | 2 | 24 |
| Liberty | * | 7-13 | 5-8 | 0-0 | 2 | 3 | 19 | 4 | 1 | 0 | 1 | 34 |
| Chicago State | * | 7-13 | 6-10 | 2-5 | 5 | 2 | 22 | 6 | 2 | 0 | 0 | 30 |
| Maine | * | 2-7 | 1-2 | 6-6 | 2 | 2 | 11 | 9 | 3 | 0 | 0 | 30 |
| Georgia | * | 3-9 | 1-3 | 6-9 | 5 | 4 | 13 | 2 | 5 | 0 | 0 | 45 |
| California | * | 1-3 | 1-3 | 4-6 | 6 | 3 | 7 | 1 | 2 | 0 | 1 | 30 |
| Wisconsin | * | 4-10 | 1-4 | 1-1 | 6 | 2 | 10 | 1 | 1 | 0 | 1 | 38 |
| Indiana State | * | 8-12 | 4-5 | 4-4 | 2 | 2 | 24 | 5 | 4 | 0 | 1 | 33 |
| Kentucky | * | 7-15 | 5-9 | 2-3 | 0 | 4 | 21 | 2 | 3 | 0 | 1 | 38 |
| Gonzaga | * | 3-7 | 1-2 | 6-9 | 3 | 2 | 13 | 3 | 2 | 0 | 1 | 36 |
| Stony Brook | * | 4-14 | 2-7 | 4-4 | 4 | 2 | 14 | 8 | 0 | 0 | 1 | 28 |
| UMBC | * | 3-9 | 1-6 | 3-4 | 3 | 1 | 10 | 3 | 2 | 0 | 2 | 23 |
| Georgetown | * | 3-11 | 1-3 | 10-10 | 6 | 3 | 17 | 3 | 2 | 0 | 2 | 37 |
| Syracuse | * | 5-13 | 2-8 | 0-0 | 3 | 2 | 12 | 5 | 0 | 0 | 2 | 37 |
| Connecticut | * | 7-16 | 2-6 | 5-6 | 5 | 2 | 21 | 4 | 2 | 0 | 1 | 40 |
| St. John's | * | 8-15 | 4-9 | 6-6 | 4 | 4 | 26 | 3 | 2 | 0 | 4 | 37 |
| Marquette | * | 3-9 | 0-1 | 3-3 | 2 | 2 | 9 | 2 | 4 | 0 | 3 | 36 |
| St. John's | * | 6-10 | 2-6 | 4-4 | 4 | 4 | 18 | 2 | 3 | 0 | 0 | 34 |
| Cincinnati | * | 1-8 | 0-2 | 11-12 | 3 | 2 | 13 | 5 | 2 | 0 | 2 | 39 |
| Marquette | * | 10-15 | 2-5 | 6-6 | 5 | 3 | 28 | 6 | 0 | 1 | 0 | 39 |
| Pittsburgh | * | 8-14 | 1-6 | 2-3 | 4 | 3 | 19 | 7 | 5 | 0 | 1 | 39 |
| DePaul | * | 7-12 | 5-8 | 5-9 | 3 | 1 | 24 | 3 | 1 | 0 | 1 | 34 |
| Rutgers | * | 6-15 | 2-8 | 11-13 | 6 | 0 | 25 | 5 | 4 | 0 | 1 | 39 |
| Louisville | * | 9-17 | 5-10 | 2-4 | 6 | 4 | 25 | 2 | 4 | 0 | 1 | 41 |
| USF | | | | | | | | | | | | |
| West Virginia | | | | | | | | | | | | |
| Providence | | | | | | | | | | | | |
| Seton Hall | | | | | | | | | | | | |
| Villanova | | | | | | | | | | | | |
| Connecticut | | | | | | | | | | | | |

Career Stats vs. BIG EAST

| Opponent | GP-GS | Min. | FG-A | 3PT-A | FTA | Reb. | A | PF | B | S | Pts. |
|---------------|-------|------|-------|-------|-------|--------|----|----|---|---|---------|
| Cincinnati | 3-3 | 117 | 8-25 | 3-14 | 14-18 | 12/4.0 | 19 | 8 | 0 | 4 | 33/11.0 |
| Connecticut | 3-3 | 118 | 11-35 | 5-16 | 14-18 | 12/4.0 | 7 | 11 | 0 | 7 | 41/13.7 |
| DePaul | 2-2 | 68 | 11-21 | 7-12 | 10-16 | 13/6.5 | 10 | 2 | 0 | 1 | 39/19.5 |
| Georgetown | 2-2 | 76 | 10-21 | 4-8 | 14-15 | 9/4.5 | 7 | 6 | 1 | 3 | 38/19.0 |
| Louisville | 2-2 | 89 | 13-31 | 8-20 | 12-16 | 14/7.0 | 5 | 5 | 0 | 3 | 46/23.0 |
| Marquette | 3-3 | 117 | 14-30 | 2-11 | 11-11 | 9/3.0 | 11 | 9 | 1 | 4 | 41/13.7 |
| Pittsburgh | 3-3 | 113 | 16-30 | 3-13 | 4-6 | 16/5.3 | 14 | 8 | 1 | 2 | 39/13.0 |
| Providence | 1-1 | 39 | 3-8 | 1-5 | 3-5 | 8/8.0 | 10 | 2 | 1 | 0 | 10/10.0 |
| Rutgers | 2-2 | 76 | 12-27 | 5-12 | 14-16 | 11/5.5 | 10 | 3 | 0 | 5 | 43/21.5 |
| St. John's | 3-3 | 113 | 19-33 | 9-19 | 10-10 | 12/4.0 | 8 | 11 | 0 | 4 | 57/19.0 |
| Seton Hall | 2-2 | 72 | 6-16 | 3-9 | 2-3 | 6/3.0 | 5 | 5 | 1 | 1 | 17/8.5 |
| USF | 2-2 | 75 | 5-15 | 3-8 | 3-6 | 8/4.0 | 5 | 5 | 0 | 0 | 16/8.0 |
| Syracuse | 2-2 | 68 | 7-20 | 4-15 | 3-3 | 4/2.0 | 7 | 6 | 0 | 2 | 21/10.5 |
| Villanova | 1-1 | 19 | 2-3 | 1-2 | 2-2 | 1/1.0 | 2 | 5 | 0 | 1 | 7/7.0 |
| West Virginia | 2-2 | 79 | 7-16 | 5-9 | 4-8 | 11/5.5 | 13 | 3 | 0 | 2 | 23/11.5 |


Career Statistics

| Season | GP-GS | Min | Avg | FG-A | Pct | 3FG-A | Pct | FT-A | Pct | O-D-TOT | Avg | PF-FO | Ast | TO | Blk | Stl | Pts | Avg |
|--------------|---------------|-------------|-------------|----------------|-------------|----------------|-------------|----------------|-------------|-------------------|------------|--------------|------------|------------|----------|------------|-------------|-------------|
| 2006-07 | 35-9 | 827 | 23.6 | 75-175 | .429 | 47-114 | .440 | 58-74 | .784 | 15-83-98 | 2.8 | 60-1 | 112 | 65 | 0 | 35 | 255 | 7.3 |
| 2007-08 | 30-28 | 1005 | 33.5 | 98-236 | .415 | 62-173 | .358 | 56-71 | .789 | 20-95-115 | 3.8 | 68-2 | 77 | 48 | 2 | 31 | 314 | 10.5 |
| 2008-09 | | | | | | | | | | | | | | | | | | |
| 2009-10 | 35-35 | 1241 | 35.5 | 129-284 | .454 | 67-162 | .414 | 94-129 | .729 | 29-107-136 | 3.9 | 82-2 | 153 | 63 | 5 | 37 | 419 | 12.0 |
| 2010-11 | 24-24 | 841 | 35.0 | 129-277 | .466 | 58-138 | .420 | 105-129 | .814 | 20-72-92 | 3.8 | 60-0 | 95 | 56 | 1 | 29 | 421 | 17.5 |
| TOTAL | 124-96 | 3914 | 31.6 | 431-972 | .443 | 234-587 | .399 | 313-403 | .777 | 84-357-441 | 3.6 | 270-5 | 437 | 232 | 8 | 132 | 1409 | 11.4 |

Career BIG EAST Statistics

| Season | GP-GS | Min | Avg | FG-A | Pct | 3FG-A | Pct | FT-A | Pct | O-D-TOT | Avg | PF-FO | Ast | TO | Blk | Stl | Pts | Avg |
|--------------|--------------|-------------|-------------|----------------|-------------|---------------|-------------|----------------|-------------|-------------------|------------|-------------|------------|-----------|----------|-----------|------------|-------------|
| 2009-10 | 18-18 | 670 | 37.2 | 62-149 | .416 | 31-86 | .360 | 50-70 | .714 | 18-69-87 | 4.8 | 52-2 | 76 | 36 | 3 | 19 | 205 | 11.4 |
| 2010-11 | 12-12 | 452 | 37.7 | 73-155 | .471 | 26-72 | .361 | 65-76 | .855 | 10-41-51 | 4.3 | 30-0 | 47 | 29 | 1 | 18 | 237 | 19.8 |
| TOTAL | 30-30 | 1122 | 37.4 | 135-304 | .444 | 57-158 | .361 | 115-146 | .788 | 28-110-138 | 4.6 | 82-2 | 123 | 65 | 4 | 37 | 442 | 14.7 |





25 Tom Knight | Sophomore • 6-10 • 253 Dixfield, Maine • Dirigo

Career Games With:

| | |
|---------------------------|-----|
| Double Figure Points..... | N/A |
| 20-Plus Points..... | N/A |
| 30-Plus Points..... | N/A |
| 10-Plus Rebounds..... | N/A |
| 10-Plus Assists..... | N/A |
| Double-Double..... | N/A |

QUICK HITS:

- After sitting out last season, scored first points of Irish career against Georgia Southern in a 7-point, 4-rebound performance over his 9 minutes of game time
- Has seen playing time in 10 games on the year
- Recorded first block of Irish career against Chicago State
- Tied career bests in points (7), field goals (3), blocks (1) along with minutes (9), while also setting a new best with 5 rebounds against UMBC
- Saw time in first BIG EAST game of career against Syracuse
- Pulled down first BIG EAST rebound against Marquette (Jan. 10)
- Scored first career BIG EAST points, recording 2 pts. against DePaul on 1-1 shooting

Season and Career Bests

| | | | |
|-----------------|-----------------------|-----------------|----------------------|
| Points | | FG's | |
| Season | 7 (on two occasions) | Season | 3 (on two occasions) |
| Career | 7 (on two occasions) | Career | 3 (on two occasions) |
| Rebounds | | 3PT FG's | |
| Season | 5 (vs. UMBC 12/22/10) | Season | -- |
| Career | 5 (vs. UMBC 12/22/10) | Career | -- |
| Assists | | FT's | |
| Season | 1 (on two occasions) | Season | 1 (on two occasions) |
| Career | 1 (on two occasions) | Career | 1 (on two occasions) |
| Steals | | Minutes | |
| Season | -- | Season | 9 (on two occasions) |
| Career | -- | Career | 9 (on two occasions) |
| Blocks | | | |
| Season | 1 (on two occasions) | | |
| Career | 1 (on two occasions) | | |

Game-By-Game Stats

| | Start | FG-A | 3P-A | FT-A | Reb | PF | TP | A | TO | BK | S | Min |
|------------------|-------|------|------|------|-----|----|----|---|----|----|---|-----|
| Georgia Southern | | 3-3 | 0-0 | 1-1 | 4 | 1 | 7 | 1 | 1 | 0 | 0 | 9 |
| Liberty | | 0-1 | 0-0 | 0-0 | 1 | 0 | 0 | 1 | 0 | 0 | 0 | 1 |
| Chicago State | | 0-2 | 0-0 | 0-0 | 2 | 0 | 0 | 0 | 0 | 1 | 0 | 7 |
| Maine | | 1-2 | 0-0 | 0-0 | 0 | 0 | 2 | 0 | 0 | 0 | 0 | 6 |
| Georgia | | | | | | | | | | | | DNP |
| California | | | | | | | | | | | | DNP |
| Wisconsin | | | | | | | | | | | | DNP |
| Indiana State | | | | | | | | | | | | DNP |
| Kentucky | | | | | | | | | | | | DNP |
| Gonzaga | | | | | | | | | | | | DNP |
| Stony Brook | | 0-2 | 0-0 | 0-0 | 1 | 0 | 0 | 0 | 0 | 0 | 0 | 4 |
| UMBC | | 3-5 | 0-0 | 1-1 | 5 | 0 | 7 | 0 | 0 | 1 | 0 | 9 |
| Georgetown | | | | | | | | | | | | DNP |
| Syracuse | | 0-0 | 0-0 | 0-0 | 0 | 0 | 0 | 0 | 0 | 0 | 0 | 0+ |
| Connecticut | | | | | | | | | | | | DNP |
| St. John's | | | | | | | | | | | | DNP |
| Marquette | | 0-0 | 0-0 | 0-0 | 1 | 0 | 0 | 0 | 0 | 0 | 0 | 2 |
| St. John's | | 0-0 | 0-0 | 0-0 | 0 | 0 | 0 | 0 | 0 | 0 | 0 | 1 |
| Cincinnati | | | | | | | | | | | | DNP |
| Marquette | | | | | | | | | | | | DNP |
| Pittsburgh | | | | | | | | | | | | DNP |
| DePaul | | 1-1 | 0-0 | 0-0 | 0 | 0 | 2 | 0 | 0 | 0 | 0 | 2 |
| Rutgers | | | | | | | | | | | | DNP |
| Louisville | | | | | | | | | | | | DNP |
| USF | | | | | | | | | | | | |
| West Virginia | | | | | | | | | | | | |
| Providence | | | | | | | | | | | | |
| Seton Hall | | | | | | | | | | | | |
| Villanova | | | | | | | | | | | | |
| Connecticut | | | | | | | | | | | | |

Career Stats vs. BIG EAST

| Opponent | GP-GS | Min. | FG-A | 3PT-A | FT-A | Reb. | A | PF | B | S | Pts. |
|---------------|-------|------|------|-------|------|-------|---|----|---|---|-------|
| Cincinnati | 0-0 | 0 | 0-0 | 0-0 | 0-0 | 0/0.0 | 0 | 0 | 0 | 0 | 0/0.0 |
| Connecticut | 0-0 | 0 | 0-0 | 0-0 | 0-0 | 0/0.0 | 0 | 0 | 0 | 0 | 0/0.0 |
| DePaul | 1-0 | 2 | 1-1 | 0-0 | 0-0 | 0/0.0 | 0 | 0 | 0 | 0 | 2/2.0 |
| Georgetown | 0-0 | 0 | 0-0 | 0-0 | 0-0 | 0/0.0 | 0 | 0 | 0 | 0 | 0/0.0 |
| Louisville | 0-0 | 0 | 0-0 | 0-0 | 0-0 | 0/0.0 | 0 | 0 | 0 | 0 | 0/0.0 |
| Marquette | 1-0 | 2 | 0-0 | 0-0 | 0-0 | 1/1.0 | 0 | 0 | 0 | 0 | 0/0.0 |
| Pittsburgh | 0-0 | 0 | 0-0 | 0-0 | 0-0 | 0/0.0 | 0 | 0 | 0 | 0 | 0/0.0 |
| Providence | 0-0 | 0 | 0-0 | 0-0 | 0-0 | 0/0.0 | 0 | 0 | 0 | 0 | 0/0.0 |
| Rutgers | 0-0 | 0 | 0-0 | 0-0 | 0-0 | 0/0.0 | 0 | 0 | 0 | 0 | 0/0.0 |
| St. John's | 1-0 | 0 | 0-0 | 0-0 | 0-0 | 0/0.0 | 0 | 0 | 0 | 0 | 0/0.0 |
| Seton Hall | 0-0 | 0 | 0-0 | 0-0 | 0-0 | 0/0.0 | 0 | 0 | 0 | 0 | 0/0.0 |
| USF | 0-0 | 0 | 0-0 | 0-0 | 0-0 | 0/0.0 | 0 | 0 | 0 | 0 | 0/0.0 |
| Syracuse | 1-0 | 0+ | 0-0 | 0-0 | 0-0 | 0/0.0 | 0 | 0 | 0 | 0 | 0/0.0 |
| Villanova | 0-0 | 0 | 0-0 | 0-0 | 0-0 | 0/0.0 | 0 | 0 | 0 | 0 | 0/0.0 |
| West Virginia | 0-0 | 0 | 0-0 | 0-0 | 0-0 | 0/0.0 | 0 | 0 | 0 | 0 | 0/0.0 |


Career Statistics

| Season | GP-GS | Min | Avg | FG-A | Pct | 3FG-A | Pct | FT-A | Pct | O-D-TOT | Avg | PF-FO | Ast | TO | Blk | Stl | Pts | Avg | |
|--------------|-------------|-----------|------------|-------------|-------------|------------|-------------|------------|--------------|---------------|------------|------------|----------|----------|----------|----------|-----------|------------|--|
| 2009-10 | | | | | | | | | | Did Not Play | | | | | | | | | |
| 2010-11 | 10-0 | 41 | 4.1 | 8-16 | .500 | 0-0 | .000 | 2-2 | 1.000 | 7-7-14 | 1.4 | 1-0 | 2 | 1 | 2 | 0 | 18 | 1.8 | |
| TOTAL | 10-0 | 41 | 4.1 | 8-16 | .500 | 0-0 | .000 | 2-2 | 1.000 | 7-7-14 | 1.4 | 1-0 | 2 | 1 | 2 | 0 | 18 | 1.8 | |

Career BIG EAST Statistics

| Season | GP-GS | Min | Avg | FG-A | Pct | 3FG-A | Pct | FT-A | Pct | O-D-TOT | Avg | PF-FO | Ast | TO | Blk | Stl | Pts | Avg | |
|--------------|------------|----------|------------|------------|--------------|------------|-------------|------------|-------------|--------------|------------|------------|----------|----------|----------|----------|----------|------------|--|
| 2009-10 | | | | | | | | | | Did Not Play | | | | | | | | | |
| 2010-11 | 4-0 | 5 | 1.3 | 1-1 | 1.000 | 0-0 | .000 | 0-0 | .000 | 1-0-1 | 0.3 | 0-0 | 0 | 0 | 0 | 0 | 2 | 0.5 | |
| TOTAL | 4-0 | 5 | 1.3 | 1-1 | 1.000 | 0-0 | .000 | 0-0 | .000 | 1-0-1 | 0.3 | 0-0 | 0 | 0 | 0 | 0 | 2 | 0.5 | |





32 Joey Brooks | Sophomore • 6-6 • 215 Houston, Texas • Strake Jesuit Prep School

Career Games With:

| | |
|----------------------|-----|
| Double Figure Points | 1 |
| 20-Plus Points | N/A |
| 30-Plus Points | N/A |
| 10-Plus Rebounds | N/A |
| 10-Plus Assists | N/A |
| Double-Double | N/A |

QUICK HITS:

- Has played in 20 games on season
- Recorded double-digit minutes of action in eight contests this season
- Played then-career high in minutes in the season opener against Georgia Southern, seeing 19 minutes of action (7 points, 3 rebounds)
- Also set career high in steals against Georgia Southern with 3
- Matched his career high of four rebounds against Chicago State
- Pulled down personal best four rebounds for second time on the season and third time of career, while setting passing off a career-high three assists against UMBC
- Made a season-best 5 free throws against St. John's (Jan. 8) in nine minutes of action
- Posted most minutes in career and in a BIG EAST game (24) against St. John's (Jan. 16)

Season and Career Bests

| | | | |
|-----------------|--|-----------------|--|
| Points | 7 (vs. Georgia Southern 11/12/10) 12 (vs. Bucknell 12/22/09) | FG's | 3 (vs. Georgia Southern 11/12/10) 3 (on two occasions) |
| Rebounds | 4 (on three occasions) 4 (on four occasions) | 3PT FG's | 1 (vs. Georgia Southern 11/12/10) 1 (on five occasions) |
| Assists | 3 (vs. UMBC 12/22/10) 3 (vs. UMBC 12/22/10) | FT's | 5 (vs. St. John's 1/8/11) 6 (vs. Bucknell 12/22/09) |
| Steals | 3 (vs. Georgia Southern 11/12/10) 3 (vs. Georgia Southern 11/12/10) | Minutes | 24 (vs. St. John's 1/16/11) 24 (vs. St. John's 1/16/11) |
| Blocks | -- -- | | |

Game-By-Game Stats

| | Start | FG-A | 3P-A | FT-A | Reb | PF | TP | A | TO | BK | S | Min |
|------------------|-------|------|------|------|-----|----|----|---|----|----|----|-----|
| Georgia Southern | 3-7 | 1-4 | 0-0 | 0-0 | 3 | 2 | 7 | 2 | 1 | 0 | 3 | 19 |
| Liberty | 2-2 | 0-0 | 0-0 | 0-0 | 3 | 1 | 4 | 1 | 0 | 0 | 0 | 12 |
| Chicago State | 1-6 | 0-4 | 3-6 | 4 | 0 | 5 | 1 | 2 | 0 | 1 | 17 | |
| Maine | 0-0 | 0-0 | 0-0 | 0 | 2 | 0 | 1 | 1 | 0 | 0 | 9 | |
| Georgia | 0-0 | 0-0 | 0-0 | 0 | 0 | 0 | 0 | 1 | 0 | 0 | 2 | |
| California | 0-0 | 0-0 | 0-0 | 0 | 1 | 0 | 0 | 0 | 0 | 0 | 5 | |
| Wisconsin | | | | | | | | | | | | DNP |
| Indiana State | 0-0 | 0-0 | 2-4 | 3 | 1 | 2 | 1 | 0 | 0 | 0 | 11 | |
| Kentucky | 0-0 | 0-0 | 0-0 | 0 | 0 | 0 | 0 | 0 | 0 | 0 | 4 | |
| Gonzaga | 0-0 | 0-0 | 0-2 | 0 | 0 | 0 | 0 | 0 | 0 | 1 | 1 | |
| Stony Brook | 3-5 | 0-0 | 0-0 | 2 | 2 | 6 | 1 | 2 | 0 | 0 | 10 | |
| UMBC | 0-4 | 0-1 | 0-0 | 4 | 1 | 0 | 3 | 3 | 0 | 0 | 17 | |
| Georgetown | | | | | | | | | | | | DNP |
| Syracuse | 0-0 | 0-0 | 0-0 | 0 | 0 | 0 | 0 | 0 | 0 | 0 | 1 | |
| Connecticut | 0-0 | 0-0 | 0-0 | 0 | 0 | 0 | 0 | 0 | 0 | 0 | 7 | |
| St. John's | 0-0 | 0-0 | 5-8 | 1 | 1 | 5 | 0 | 1 | 0 | 0 | 9 | |
| Marquette | 1-2 | 0-0 | 1-2 | 1 | 3 | 3 | 0 | 0 | 0 | 2 | 17 | |
| St. John's | 1-1 | 0-0 | 2-6 | 4 | 3 | 4 | 0 | 2 | 0 | 2 | 24 | |
| Cincinnati | 0-2 | 0-2 | 0-1 | 2 | 0 | 0 | 0 | 0 | 0 | 0 | 5 | |
| Marquette | 0-0 | 0-0 | 0-2 | 0 | 0 | 0 | 0 | 0 | 0 | 0 | 1 | |
| Pittsburgh | | | | | | | | | | | | DNP |
| DePaul | 0-0 | 0-0 | 2-2 | 0 | 0 | 2 | 0 | 1 | 0 | 0 | 9 | |
| Rutgers | 0-0 | 0-0 | 0-0 | 0 | 0 | 0 | 0 | 0 | 0 | 0 | 2 | |
| Louisville | | | | | | | | | | | | DNP |
| USF | | | | | | | | | | | | |
| West Virginia | | | | | | | | | | | | |
| Providence | | | | | | | | | | | | |
| Seton Hall | | | | | | | | | | | | |
| Villanova | | | | | | | | | | | | |
| Connecticut | | | | | | | | | | | | |

Career Stats vs. BIG EAST

| Opponent | GP-GS | Min. | FG-A | 3PT-A | FT-A | Reb. | A | PF | B | S | Pts. |
|---------------|-------|------|------|-------|------|-------|---|----|---|---|--------|
| Cincinnati | 3-0 | 8 | 1-3 | 1-3 | 0-1 | 3/1.0 | 0 | 0 | 0 | 0 | 3/1.0 |
| Connecticut | 3-0 | 8 | 0-0 | 0-0 | 0-0 | 1/0.3 | 1 | 2 | 0 | 0 | 0/0.0 |
| DePaul | 2-0 | 11 | 0-0 | 0-0 | 2-2 | 1/0.5 | 0 | 0 | 0 | 0 | 2/1.0 |
| Georgetown | 0-0 | 0 | 0-0 | 0-0 | 0-0 | 0/0.0 | 0 | 0 | 0 | 0 | 0/0.0 |
| Louisville | 1-0 | 2 | 0-0 | 0-0 | 0-0 | 0/0.0 | 0 | 1 | 0 | 0 | 0/0.0 |
| Marquette | 2-0 | 18 | 1-2 | 0-0 | 1-4 | 1/0.5 | 0 | 3 | 0 | 2 | 3/1.5 |
| Pittsburgh | 0-0 | 0 | 0-0 | 0-0 | 0-0 | 0/0.0 | 0 | 0 | 0 | 0 | 0/0.0 |
| Providence | 0-0 | 0 | 0-0 | 0-0 | 0-0 | 0/0.0 | 0 | 0 | 0 | 0 | 0/0.0 |
| Rutgers | 2-0 | 5 | 0-1 | 0-0 | 0-0 | 0/0.0 | 0 | 0 | 0 | 1 | 0/0.0 |
| St. John's | 3-0 | 38 | 1-1 | 0-0 | 9-16 | 5/1.7 | 0 | 4 | 0 | 2 | 11/3.7 |
| Seton Hall | 2-0 | 8 | 1-1 | 0-0 | 1-2 | 0/0.0 | 0 | 2 | 0 | 1 | 3/1.5 |
| USF | 0-0 | 0 | 0-0 | 0-0 | 0-0 | 0/0.0 | 0 | 0 | 0 | 0 | 0/0.0 |
| Syracuse | 1-0 | 1 | 0-0 | 0-0 | 0-0 | 0/0.0 | 0 | 0 | 0 | 0 | 0/0.0 |
| Villanova | 1-0 | 7 | 1-2 | 0-0 | 0-0 | 0/0.0 | 1 | 0 | 0 | 1 | 2/2.0 |
| West Virginia | 1-0 | 9 | 2-3 | 1-1 | 0-0 | 0/0.0 | 0 | 1 | 0 | 0 | 5/5.0 |


Career Statistics

| Season | GP-GS | Min | Avg | FG-A | Pct | 3FG-A | Pct | FT-A | Pct | O-D-TOT | Avg | PF-FO | Ast | TO | Blk | Stl | Pts | Avg |
|--------------|-------------|------------|------------|--------------|-------------|-------------|-------------|--------------|-------------|-----------------|------------|-------------|-----------|-----------|----------|-----------|-----------|------------|
| 2009-10 | 22-0 | 86 | 3.9 | 15-31 | .484 | 4-7 | .571 | 11-16 | .688 | 5-4-9 | 0.4 | 12-0 | 4 | 5 | 0 | 9 | 45 | 2.0 |
| 2010-11 | 20-0 | 182 | 9.1 | 11-29 | .379 | 1-11 | .091 | 15-33 | .455 | 6-21-27 | 1.4 | 18-0 | 10 | 14 | 0 | 9 | 38 | 1.9 |
| TOTAL | 42-0 | 268 | 6.4 | 26-60 | .433 | 5-18 | .278 | 26-49 | .531 | 11-25-36 | 0.9 | 30-0 | 14 | 19 | 0 | 18 | 83 | 2.0 |

Career BIG EAST Statistics

| Season | GP-GS | Min | Avg | FG-A | Pct | 3FG-A | Pct | FT-A | Pct | O-D-TOT | Avg | PF-FO | Ast | TO | Blk | Stl | Pts | Avg |
|--------------|-------------|------------|------------|-------------|-------------|------------|-------------|--------------|-------------|----------------|------------|-------------|----------|----------|----------|----------|-----------|------------|
| 2009-10 | 11-0 | 39 | 3.5 | 5-8 | .625 | 2-2 | 1.000 | 3-4 | .750 | 0-3-3 | 0.3 | 5-0 | 2 | 1 | 0 | 3 | 15 | 1.4 |
| 2010-11 | 9-0 | 75 | 8.3 | 2-5 | .400 | 0-2 | .000 | 10-21 | .476 | 1-7-8 | 0.9 | 8-0 | 0 | 4 | 0 | 4 | 14 | 1.6 |
| TOTAL | 20-0 | 114 | 5.7 | 7-13 | .538 | 2-4 | .500 | 13-25 | .520 | 1-10-11 | 0.6 | 13-0 | 2 | 5 | 0 | 7 | 29 | 1.5 |





33 Mike Broghammer | Sophomore • 6-9 • 248 Orono, Minn. • Hopkins

Career Games With:

| | |
|---------------------------|-----|
| Double Figure Points..... | N/A |
| 20-Plus Points..... | N/A |
| 30-Plus Points..... | N/A |
| 10-Plus Rebounds..... | N/A |
| 10-Plus Assists..... | N/A |
| Double-Double..... | N/A |

QUICK HITS:

- Matched career high in points and minutes in season opener against Georgia Southern, recording 5 points in 11 minutes of action
- Set career high in rebounds against Chicago State, pulling down four boards in the contest
- Recorded first assist of season in a career-tying 11 minutes of action against UMBC
- Scored first points of BIG EAST season against Marquette (Jan. 10)
- Picked up first career BIG EAST block against St. John's (Jan. 16)

Season and Career Bests

| | | | |
|-----------------|--|-----------------|--|
| Points | Season 5 (vs. Georgia Southern 11/12/10) Career 5 (on three occasions) | FG's | Season 2 (on two occasions) Career 2 (on five occasions) |
| Rebounds | Season 4 (vs. Chicago State 11/17/10) Career 4 (vs. Chicago State 11/17/10) | 3PT FG's | Season -- Career 1 (vs. Bucknell 12/22/09) |
| Assists | Season 1 (vs. UMBC 12/22/10) Career 1 (on three occasions) | FT's | Season 1 (on two occasions) Career 1 (on six occasions) |
| Steals | Season -- Career 2 (vs. Louisville 2/17/10) | Minutes | Season 11 (on two occasions) Career 11 (on three occasions) |
| Blocks | Season 1 (on two occasions) Career 1 (on three occasions) | | |

Game-By-Game Stats

| | Start | FG-A | 3P-A | FT-A | Reb | PF | TP | A | TO | BK | S | Min |
|------------------|-------|------|------|------|-----|----|----|---|----|----|---|-----|
| Georgia Southern | | 2-6 | 0-0 | 1-2 | 2 | 4 | 5 | 0 | 0 | 1 | 0 | 11 |
| Liberty | | 0-1 | 0-0 | 0-0 | 1 | 0 | 0 | 0 | 0 | 0 | 0 | 1 |
| Chicago State | | 2-4 | 0-0 | 0-2 | 4 | 3 | 4 | 0 | 1 | 0 | 0 | 10 |
| Maine | | 0-0 | 0-0 | 0-0 | 0 | 0 | 0 | 0 | 1 | 0 | 0 | 4 |
| Georgia | | | | | | | | | | | | DNP |
| California | | | | | | | | | | | | DNP |
| Wisconsin | | | | | | | | | | | | DNP |
| Indiana State | | | | | | | | | | | | DNP |
| Kentucky | | | | | | | | | | | | DNP |
| Gonzaga | | 0-0 | 0-0 | 0-0 | 0 | 0 | 0 | 0 | 0 | 0 | 0 | 1 |
| Stony Brook | | 2-4 | 0-0 | 0-0 | 0 | 0 | 4 | 0 | 0 | 0 | 0 | 9 |
| UMBC | | 1-4 | 0-0 | 1-2 | 3 | 1 | 3 | 1 | 0 | 0 | 0 | 11 |
| Georgetown | | | | | | | | | | | | DNP |
| Syracuse | | 0-0 | 0-0 | 0-0 | 0 | 0 | 0 | 0 | 0 | 0 | 0 | 1 |
| Connecticut | | | | | | | | | | | | DNP |
| St. John's | | | | | | | | | | | | DNP |
| Marquette | | 1-1 | 0-0 | 0-0 | 0 | 0 | 2 | 0 | 0 | 0 | 0 | 2 |
| St. John's | | 0-0 | 0-0 | 0-0 | 0 | 0 | 0 | 0 | 0 | 1 | 0 | 2 |
| Cincinnati | | | | | | | | | | | | DNP |
| Marquette | | | | | | | | | | | | DNP |
| Pittsburgh | | | | | | | | | | | | DNP |
| DePaul | | | | | | | | | | | | DNP |
| Rutgers | | | | | | | | | | | | DNP |
| Louisville | | | | | | | | | | | | DNP |
| USF | | | | | | | | | | | | |
| West Virginia | | | | | | | | | | | | |
| Providence | | | | | | | | | | | | |
| Seton Hall | | | | | | | | | | | | |
| Villanova | | | | | | | | | | | | |
| Connecticut | | | | | | | | | | | | |

Career Stats vs. BIG EAST

| Opponent | GP-GS | Min. | FG-A | 3PT-A | FT-A | Reb. | A | PF | B | S | Pts. |
|---------------|-------|------|------|-------|------|-------|---|----|---|---|-------|
| Cincinnati | 0-0 | 0 | 0-0 | 0-0 | 0-0 | 0/0.0 | 0 | 0 | 0 | 0 | 0/0.0 |
| Connecticut | 1-0 | 1 | 0-0 | 0-0 | 0-0 | 0/0.0 | 0 | 0 | 0 | 0 | 0/0.0 |
| DePaul | 0-0 | 0 | 0-0 | 0-0 | 0-0 | 0/0.0 | 0 | 0 | 0 | 0 | 0/0.0 |
| Georgetown | 0-0 | 0 | 0-0 | 0-0 | 0-0 | 0/0.0 | 0 | 0 | 0 | 0 | 0/0.0 |
| Louisville | 1-0 | 10 | 1-2 | 0-0 | 0-0 | 1/1.0 | 0 | 5 | 0 | 2 | 2/2.0 |
| Marquette | 1-0 | 2 | 1-1 | 0-0 | 0-0 | 0/0.0 | 0 | 0 | 0 | 0 | 2/2.0 |
| Pittsburgh | 1-0 | 3 | 0-1 | 0-0 | 0-0 | 0/0.0 | 0 | 0 | 0 | 0 | 0/0.0 |
| Providence | 0-0 | 0 | 0-0 | 0-0 | 0-0 | 0/0.0 | 0 | 0 | 0 | 0 | 0/0.0 |
| Rutgers | 0-0 | 0 | 0-0 | 0-0 | 0-0 | 0/0.0 | 0 | 0 | 0 | 0 | 0/0.0 |
| St. John's | 1-0 | 2 | 0-0 | 0-0 | 0-0 | 0/0.0 | 0 | 0 | 1 | 0 | 0/0.0 |
| Seton Hall | 0-0 | 0 | 0-0 | 0-0 | 0-0 | 0/0.0 | 0 | 0 | 0 | 0 | 0/0.0 |
| USF | 0-0 | 0 | 0-0 | 0-0 | 0-0 | 0/0.0 | 0 | 0 | 0 | 0 | 0/0.0 |
| Syracuse | 1-0 | 1 | 0-0 | 0-0 | 0-0 | 0/0.0 | 0 | 0 | 0 | 0 | 0/0.0 |
| Villanova | 0-0 | 0 | 0-0 | 0-0 | 0-0 | 0/0.0 | 0 | 0 | 0 | 0 | 0/0.0 |
| West Virginia | 0-0 | 0 | 0-0 | 0-0 | 0-0 | 0/0.0 | 0 | 0 | 0 | 0 | 0/0.0 |


Career Statistics

| Season | GP-GS | Min | Avg | FG-A | Pct | 3FG-A | Pct | FT-A | Pct | O-D-TOT | Avg | PF-FO | Ast | TO | Blk | Stl | Pts | Avg |
|--------------|-------------|------------|------------|--------------|-------------|------------|-------------|-------------|-------------|-----------------|------------|-------------|----------|----------|----------|----------|-----------|------------|
| 2009-10 | 13-0 | 71 | 5.5 | 10-22 | .455 | 1-4 | .250 | 3-7 | .429 | 8-6-14 | 1.1 | 13-1 | 2 | 4 | 1 | 4 | 24 | 1.8 |
| 2010-11 | 10-0 | 52 | 5.2 | 8-20 | .400 | 0-0 | .000 | 2-6 | .333 | 6-4-10 | 1.0 | 8-0 | 1 | 2 | 2 | 0 | 18 | 1.8 |
| TOTAL | 23-0 | 123 | 5.3 | 18-42 | .429 | 1-4 | .250 | 5-13 | .385 | 14-10-24 | 1.0 | 21-1 | 3 | 6 | 3 | 4 | 42 | 1.8 |

Career BIG EAST Statistics

| Season | GP-GS | Min | Avg | FG-A | Pct | 3FG-A | Pct | FT-A | Pct | O-D-TOT | Avg | PF-FO | Ast | TO | Blk | Stl | Pts | Avg |
|--------------|------------|-----------|------------|------------|-------------|------------|-------------|------------|-------------|--------------|------------|------------|----------|----------|----------|----------|----------|------------|
| 2009-10 | 3-0 | 14 | 4.7 | 1-3 | .333 | 0-0 | .000 | 0-0 | .000 | 1-0-1 | 0.3 | 5-1 | 0 | 1 | 0 | 2 | 2 | 0.7 |
| 2010-11 | 3-0 | 5 | 1.7 | 1-1 | 1.000 | 0-0 | .000 | 0-0 | .000 | 0-0-0 | 0.0 | 0-0 | 0 | 0 | 0 | 0 | 2 | 0.7 |
| TOTAL | 6-0 | 19 | 3.2 | 2-4 | .500 | 0-0 | .000 | 0-0 | .000 | 1-0-1 | 0.2 | 5-1 | 0 | 1 | 0 | 2 | 4 | 0.7 |





34 Carleton Scott | Senior • 6-8 • 218 San Antonio, Texas • James Madison

Career Games With:

| | |
|---------------------------|-----|
| Double Figure Points..... | 18 |
| 20-Plus Points..... | 2 |
| 30-Plus Points..... | N/A |
| 10-Plus Rebounds..... | 9 |
| 10-Plus Assists..... | N/A |
| Double-Double..... | 8 |

QUICK HITS:

- Has started 28 contests for the Irish
- Has reached double figures in points 14 times this season, including a string of 10 consecutive (Chicago State through UMBC)
- Recorded first double-double of the season against Chicago State, posting 17 points (matched then-career high) along with a team-leading 11 rebounds
- Also matched then-career high in three-point field goals with three against the Cougars
- Tied career high in three pointers the following game against Maine, netting three more
- Posted back-to-back double-doubles at the Old Spice Classic against Georgia (11 pts., 11 rebs.) and California (16 pts., 10 rebs.) and finished tourney with 12 points against Wisconsin, earning a spot on All-Tournament Team
- Tied career high with 4 blocks against Indiana State, while also reaching double figures in the sixth-straight contest
- Set career high in points against Gonzaga with 23, aided by a career best 8 free throws
- Was a perfect 8-8 from the field and 4-4 from three-point range (20 points) while recording a then career-high five assists against Stony Brook
- Selected to the BIG EAST Weekly Honor Roll (Dec. 20)
- Dished out a career-best 6 assists against UMBC
- Missed four straight games (Connecticut-St. John's) with hamstring injury
- Returned to action in reserve role against Cincinnati, scoring six points
- Returned to starting lineup against Marquette (Jan. 22), recording third double-double of season (11 pts., 10 rebs.)
- Connected on career-high five three pointers (5-6) against Pittsburgh, finishing with 16 points and nine rebounds
- Recorded fifth double-double of season with 12 point, 11 rebound performance versus Rutgers
- Scored 9 of 16 points in overtime period against Louisville to help Irish to win

Season and Career Bests

| | | | |
|-----------------|--|-----------------|--|
| Points | Season 23 (vs. Gonzaga 12/11/10) Career 23 (vs. Gonzaga 12/11/10) | FG's | Season 6 (on two occasions) Career 7 (vs. Georgetown 2/27/10) |
| Rebounds | Season 11 (on three occasions) Career 14 (vs. Connecticut 3/3/10) | 3PT FG's | Season 5 (vs. Pittsburgh 1/24/11) Career 5 (vs. Pittsburgh 1/24/11) |
| Assists | Season 6 (vs. UMBC 12/22/10) Career 6 (vs. UMBC 12/22/10) | FT's | Season 8 (vs. Gonzaga 12/11/10) Career 8 (vs. Gonzaga 12/11/10) |
| Steals | Season 2 (on two occasions) Career 2 (on three occasions) | Minutes | Season 38 (on two occasions) Career 42 (at Marquette 3/6/10) |
| Blocks | Season 4 (vs. Indiana State 11/30/10) Career 4 (on two occasions) | | |

Game-By-Game Stats

| | Start | FG-A | 3P-A | FT-A | Reb | PF | TP | A | TO | BK | S | Min |
|------------------|-------|------|------|------|-----|----|----|---|----|----|---|-------------|
| Georgia Southern | * | 2-3 | 0-1 | 2-2 | 7 | 4 | 6 | 4 | 0 | 0 | 1 | 20 |
| Liberty | * | 2-6 | 0-3 | 0-2 | 6 | 3 | 4 | 2 | 3 | 2 | 0 | 25 |
| Chicago State | * | 6-8 | 3-4 | 2-2 | 11 | 4 | 17 | 3 | 2 | 3 | 1 | 23 |
| Maine | * | 4-7 | 3-4 | 0-0 | 2 | 1 | 11 | 0 | 0 | 2 | 1 | 24 |
| Georgia | * | 5-12 | 1-6 | 0-0 | 11 | 5 | 11 | 3 | 4 | 0 | 0 | 38 |
| California | * | 5-17 | 0-9 | 6-6 | 10 | 1 | 16 | 2 | 1 | 3 | 2 | 35 |
| Wisconsin | * | 4-8 | 2-5 | 2-2 | 7 | 3 | 12 | 0 | 2 | 3 | 0 | 38 |
| Indiana State | * | 4-7 | 1-3 | 2-2 | 8 | 4 | 11 | 2 | 1 | 4 | 0 | 35 |
| Kentucky | * | 4-11 | 0-4 | 2-3 | 8 | 3 | 10 | 1 | 0 | 2 | 0 | 31 |
| Gonzaga | * | 6-9 | 3-5 | 8-9 | 4 | 1 | 23 | 2 | 1 | 1 | 0 | 21 |
| Stony Brook | * | 8-8 | 4-4 | 0-0 | 4 | 0 | 20 | 5 | 1 | 0 | 0 | 26 |
| UMBC | * | 4-7 | 2-4 | 2-2 | 4 | 0 | 12 | 6 | 1 | 3 | 1 | 22 |
| Georgetown | * | 0-6 | 0-4 | 4-4 | 7 | 2 | 4 | 4 | 1 | 2 | 2 | 37 |
| Syracuse | * | 4-5 | 1-2 | 0-0 | 0 | 3 | 9 | 2 | 2 | 0 | 0 | 25 |
| Connecticut | | | | | | | | | | | | DNP-injured |
| St. John's | | | | | | | | | | | | DNP-injured |
| Marquette | | | | | | | | | | | | DNP-injured |
| St. John's | | | | | | | | | | | | DNP-injured |
| Cincinnati | | 2-2 | 2-2 | 0-0 | 2 | 2 | 6 | 1 | 1 | 1 | 1 | 15 |
| Marquette | * | 3-8 | 1-4 | 4-4 | 10 | 3 | 11 | 1 | 1 | 1 | 2 | 34 |
| Pittsburgh | * | 5-11 | 5-6 | 1-1 | 9 | 2 | 16 | 0 | 0 | 1 | 0 | 34 |
| DePaul | * | 3-10 | 0-5 | 2-2 | 5 | 2 | 8 | 3 | 2 | 2 | 0 | 32 |
| Rutgers | * | 4-6 | 2-2 | 2-2 | 11 | 2 | 12 | 0 | 0 | 3 | 1 | 34 |
| Louisville | * | 5-11 | 1-2 | 5-7 | 8 | 2 | 16 | 1 | 0 | 2 | 1 | 34 |
| USF | | | | | | | | | | | | |
| West Virginia | | | | | | | | | | | | |
| Providence | | | | | | | | | | | | |
| Seton Hall | | | | | | | | | | | | |
| Villanova | | | | | | | | | | | | |
| Connecticut | | | | | | | | | | | | |

| Opponent | GP-GS | Min. | FG-A | 3PT-A | FT-A | Reb. | A | PF | B | S | Pts. |
|---------------|-------|------|-------|-------|------|---------|---|----|---|---|---------|
| Cincinnati | 4-0 | 50 | 7-12 | 3-6 | 0-1 | 9/2.3 | 1 | 8 | 3 | 2 | 17/4.3 |
| Connecticut | 4-1 | 55 | 4-12 | 2-6 | 2-4 | 16/4.0 | 4 | 3 | 4 | 1 | 12/3.0 |
| DePaul | 2-1 | 40 | 3-12 | 0-6 | 2-2 | 6/3.0 | 3 | 2 | 2 | 0 | 8/4.0 |
| Georgetown | 2-2 | 72 | 7-14 | 3-8 | 4-4 | 16/8.0 | 7 | 5 | 5 | 4 | 21/10.5 |
| Louisville | 4-2 | 71 | 7-16 | 2-4 | 9-11 | 15/3.8 | 2 | 7 | 6 | 2 | 25/6.3 |
| Marquette | 2-2 | 76 | 8-18 | 2-7 | 7-8 | 23/11.5 | 2 | 5 | 1 | 2 | 25/12.5 |
| Pittsburgh | 3-2 | 87 | 10-18 | 7-9 | 1-1 | 14/4.7 | 2 | 10 | 2 | 1 | 28/9.3 |
| Providence | 2-0 | 3 | 0-0 | 0-0 | 0-0 | 1/0.5 | 0 | 2 | 0 | 0 | 0/0.0 |
| Rutgers | 2-1 | 34 | 4-6 | 2-2 | 2-2 | 11/5.5 | 0 | 2 | 3 | 1 | 12/6.0 |
| St. John's | 2-0 | 28 | 3-6 | 1-2 | 0-0 | 6/3.0 | 3 | 4 | 1 | 0 | 7/3.5 |
| Seton Hall | 2-1 | 31 | 6-11 | 1-4 | 0-0 | 11/5.5 | 1 | 5 | 1 | 1 | 13/6.5 |
| USF | 2-0 | 17 | 1-1 | 1-1 | 0-0 | 6/3.0 | 1 | 2 | 2 | 0 | 3/1.5 |
| Syracuse | 3-1 | 45 | 5-10 | 1-3 | 0-0 | 9/3.0 | 4 | 6 | 0 | 0 | 11/3.7 |
| Villanova | 2-0 | 13 | 0-1 | 0-1 | 0-0 | 2/1.0 | 1 | 3 | 3 | 1 | 0/0.0 |
| West Virginia | 2-1 | 35 | 3-7 | 2-5 | 0-0 | 5/2.5 | 2 | 2 | 1 | 0 | 8/4.0 |

Career Statistics

| Season | GP-GS | Min | Avg | FG-A | Pct | 3FG-A | Pct | FT-A | Pct | O-D-TOT | Avg | PF-FO | Ast | TO | Blk | Stl | Pts | Avg | |
|--------------|--------------|-------------|-------------|----------------|-------------|---------------|-------------|--------------|-------------|-------------------|------------|--------------|-----------|-----------|-----------|-----------|------------|------------|--|
| 2007-08 | | | | | | | | | | Did Not Play | | | | | | | | | |
| 2008-09 | 20-0 | 90 | 4.5 | 20-31 | .645 | 3-7 | .429 | 7-9 | .778 | 6-17-23 | 1.2 | 10-0 | 7 | 2 | 3 | 5 | 50 | 2.5 | |
| 2009-10 | 34-9 | 641 | 18.9 | 68-138 | .493 | 19-54 | .352 | 16-21 | .762 | 45-112-157 | 4.6 | 63-3 | 37 | 29 | 37 | 16 | 171 | 5.0 | |
| 2010-11 | 20-19 | 583 | 29.2 | 80-162 | .494 | 31-79 | .392 | 44-50 | .880 | 27-107-134 | 6.7 | 47-1 | 42 | 23 | 35 | 13 | 235 | 11.8 | |
| TOTAL | 74-28 | 1314 | 17.8 | 168-331 | .508 | 53-140 | .379 | 67-80 | .838 | 78-236-314 | 4.2 | 120-4 | 86 | 54 | 75 | 34 | 456 | 6.2 | |

Career BIG EAST Statistics

| Season | GP-GS | Min | Avg | FG-A | Pct | 3FG-A | Pct | FT-A | Pct | O-D-TOT | Avg | PF-FO | Ast | TO | Blk | Stl | Pts | Avg | |
|--------------|--------------|------------|-------------|---------------|-------------|--------------|-------------|--------------|-------------|-------------------|------------|-------------|-----------|-----------|-----------|-----------|------------|------------|--|
| 2007-08 | | | | | | | | | | Did Not Play | | | | | | | | | |
| 2008-09 | 11-0 | 16 | 1.5 | 4-6 | .667 | 1-2 | .500 | 0-0 | .000 | 0-5-5 | 0.5 | 3-0 | 0 | 0 | 1 | 0 | 9 | 0.8 | |
| 2009-10 | 17-5 | 317 | 18.6 | 29-65 | .446 | 13-30 | .433 | 9-13 | .692 | 20-60-80 | 4.7 | 32-1 | 18 | 11 | 19 | 7 | 80 | 4.7 | |
| 2010-11 | 8-7 | 245 | 30.6 | 26-59 | .441 | 12-27 | .444 | 18-20 | .900 | 12-40-52 | 6.5 | 18-0 | 12 | 7 | 12 | 7 | 82 | 10.3 | |
| TOTAL | 36-12 | 578 | 16.1 | 59-130 | .454 | 26-59 | .441 | 27-33 | .818 | 32-105-137 | 3.8 | 53-1 | 30 | 18 | 32 | 14 | 171 | 4.8 | |





45 Jack Cooley | Sophomore • 6-9 • 244 Glenview, Ill. • Glenbrook South

Career Games With:

| | |
|---------------------------|-----|
| Double Figure Points..... | 3 |
| 20-Plus Points..... | N/A |
| 30-Plus Points..... | N/A |
| 10-Plus Rebounds..... | N/A |
| 10-Plus Assists..... | N/A |
| Double-Double..... | N/A |

QUICK HITS:

- Played in all 24 games on the season
- Played 10+ minutes in 14 games on the season
- Recorded double figure points for the first time in Irish career against Georgia Southern, netting 11 points
- Set career high in points (13) and field goals (6) against Maine, along with matching his career high in blocks with two
- Recorded season-best 18 minutes against Georgia in opening round of Old Spice Classic
- Matched career high with 2 steals against Gonzaga in 9 minutes of play
- Reached double digits for third time on season, scoring 10 points on 5-5 shooting in overtime win over Louisville

Season and Career Bests

| | | | |
|-----------------|---|-----------------|--|
| Points | Season 13 (vs. Maine 11/22/10) Career 13 (vs. Maine 11/22/10) | FG's | Season 6 (vs. Maine 11/22/10) Career 6 (vs. Maine 11/22/10) |
| Rebounds | Season 6 (on three occasions) Career 8 (vs. Bucknell 12/22/09) | 3PT FG's | Season -- Career -- |
| Assists | Season 2 (on two occasions) Career 2 (on two occasions) | FT's | Season 3 (on two occasions) Career 3 (on two occasions) |
| Steals | Season 2 (vs. Gonzaga 12/11/10) Career 2 (on two occasions) | Minutes | Season 18 (on three occasions) Career 19 (vs. Louisville 2/17/10) |
| Blocks | Season 2 (vs. Maine 11/22/10) Career 2 (vs. Bucknell 12/22/09) | | |

Game-By-Game Stats

| | Start | FG-A | 3P-A | FT-A | Reb | PF | TP | A | TO | BK | S | Min |
|------------------|-------|------|------|------|-----|----|----|---|----|----|----|-----|
| Georgia Southern | 4-5 | 0-0 | 3-3 | 0-0 | 6 | 2 | 11 | 1 | 0 | 1 | 0 | 16 |
| Liberty | 0-0 | 0-0 | 0-0 | 0-0 | 4 | 2 | 0 | 0 | 2 | 0 | 0 | 12 |
| Chicago State | 3-4 | 0-0 | 0-2 | 5 | 1 | 6 | 0 | 0 | 1 | 0 | 13 | |
| Maine | 6-7 | 0-0 | 1-1 | 5 | 2 | 13 | 0 | 2 | 2 | 0 | 14 | |
| Georgia | 2-5 | 0-0 | 3-4 | 4 | 0 | 7 | 2 | 0 | 0 | 0 | 18 | |
| California | 0-3 | 0-0 | 1-2 | 2 | 2 | 1 | 1 | 0 | 1 | 0 | 8 | |
| Wisconsin | 0-0 | 0-0 | 0-0 | 2 | 0 | 0 | 0 | 0 | 0 | 0 | 7 | |
| Indiana State | 0-0 | 0-0 | 0-0 | 0 | 1 | 0 | 0 | 0 | 0 | 0 | 1 | |
| Kentucky | 2-3 | 0-0 | 0-2 | 5 | 3 | 4 | 2 | 1 | 0 | 0 | 13 | |
| Gonzaga | 1-2 | 0-0 | 0-0 | 1 | 3 | 2 | 0 | 0 | 1 | 2 | 9 | |
| Stony Brook | 3-4 | 0-0 | 1-1 | 3 | 1 | 7 | 0 | 0 | 1 | 0 | 10 | |
| UMBC | 3-3 | 0-0 | 2-2 | 4 | 3 | 8 | 0 | 0 | 0 | 0 | 13 | |
| Georgetown | 1-1 | 0-0 | 0-0 | 1 | 0 | 2 | 0 | 0 | 0 | 0 | 5 | |
| Syracuse | 2-3 | 0-0 | 0-0 | 2 | 2 | 4 | 0 | 0 | 1 | 0 | 12 | |
| Connecticut | 1-2 | 0-0 | 0-0 | 6 | 2 | 2 | 0 | 0 | 0 | 1 | 18 | |
| St. John's | 2-3 | 0-0 | 1-2 | 6 | 2 | 5 | 0 | 1 | 1 | 1 | 18 | |
| Marquette | 0-2 | 0-0 | 0-0 | 3 | 0 | 0 | 0 | 0 | 0 | 0 | 9 | |
| St. John's | 0-2 | 0-0 | 2-4 | 2 | 2 | 2 | 0 | 0 | 1 | 0 | 10 | |
| Cincinnati | 0-0 | 0-0 | 0-0 | 0 | 1 | 0 | 0 | 1 | 1 | 0 | 9 | |
| Marquette | 0-0 | 0-0 | 0-0 | 0 | 2 | 0 | 0 | 1 | 0 | 0 | 2 | |
| Pittsburgh | 1-1 | 0-0 | 0-0 | 1 | 2 | 2 | 0 | 0 | 1 | 0 | 10 | |
| DePaul | 1-2 | 0-0 | 1-2 | 1 | 3 | 3 | 1 | 0 | 0 | 0 | 7 | |
| Rutgers | 1-2 | 0-0 | 0-0 | 1 | 0 | 2 | 0 | 0 | 1 | 0 | 4 | |
| Louisville | 5-5 | 0-0 | 0-0 | 3 | 2 | 10 | 0 | 0 | 0 | 0 | 13 | |
| USF | | | | | | | | | | | | |
| West Virginia | | | | | | | | | | | | |
| Providence | | | | | | | | | | | | |
| Seton Hall | | | | | | | | | | | | |
| Villanova | | | | | | | | | | | | |
| Connecticut | | | | | | | | | | | | |

Career Stats vs. BIG EAST

| Opponent | GP-GS | Min. | FG-A | 3PT-A | FT-A | Reb. | A | PF | B | S | Pts. |
|---------------|-------|------|------|-------|------|-------|---|----|---|---|--------|
| Cincinnati | 2-0 | 10 | 0-0 | 0-0 | 0-0 | 0/0.0 | 0 | 1 | 1 | 0 | 0/0.0 |
| Connecticut | 3-0 | 27 | 2-4 | 0-0 | 1-2 | 9/3.0 | 0 | 4 | 0 | 1 | 5/1.7 |
| DePaul | 1-0 | 7 | 1-2 | 0-0 | 1-2 | 1/1.0 | 1 | 3 | 0 | 0 | 3/3.0 |
| Georgetown | 2-0 | 17 | 3-3 | 0-0 | 0-0 | 4/2.0 | 0 | 0 | 0 | 0 | 6/3.0 |
| Louisville | 2-0 | 32 | 6-6 | 0-0 | 0-1 | 8/4.0 | 0 | 7 | 1 | 2 | 12/6.0 |
| Marquette | 2-0 | 11 | 0-2 | 0-0 | 0-0 | 3/1.5 | 0 | 2 | 0 | 0 | 0/0.0 |
| Pittsburgh | 2-0 | 23 | 1-2 | 0-0 | 0-1 | 5/2.5 | 0 | 5 | 2 | 0 | 2/1.0 |
| Providence | 0-0 | 0 | 0-0 | 0-0 | 0-0 | 0/0.0 | 0 | 0 | 0 | 0 | 0/0.0 |
| Rutgers | 1-0 | 4 | 1-2 | 0-0 | 0-0 | 1/1.0 | 0 | 0 | 1 | 0 | 2/2.0 |
| St. John's | 3-0 | 29 | 2-5 | 0-0 | 3-6 | 8/2.7 | 0 | 4 | 2 | 1 | 7/2.3 |
| Seton Hall | 0-0 | 2 | 0-0 | 0-0 | 0-0 | 0/0.0 | 0 | 0 | 0 | 0 | 0/0.0 |
| USF | 1-0 | 0 | 0-0 | 0-0 | 0-0 | 0/0.0 | 0 | 1 | 0 | 0 | 0/0.0 |
| Syracuse | 1-0 | 12 | 2-3 | 0-0 | 0-0 | 2/2.0 | 0 | 2 | 1 | 0 | 4/4.0 |
| Villanova | 1-0 | 3 | 0-0 | 0-0 | 0-0 | 0/0.0 | 0 | 0 | 0 | 0 | 0/0.0 |
| West Virginia | 0-0 | 0 | 0-0 | 0-0 | 0-0 | 0/0.0 | 0 | 0 | 0 | 0 | 0/0.0 |

Career Statistics

| Season | GP-GS | Min | Avg | FG-A | Pct | 3FG-A | Pct | FT-A | Pct | O-D-TOT | Avg | PF-FO | Ast | TO | Blk | Stl | Pts | Avg |
|--------------|-------------|------------|------------|--------------|-------------|------------|-------------|--------------|-------------|------------------|------------|-------------|----------|-----------|-----------|----------|------------|------------|
| 2009-10 | 21-0 | 111 | 5.3 | 8-20 | .400 | 0-0 | .000 | 4-12 | .333 | 22-15-37 | 1.8 | 19-1 | 1 | 4 | 5 | 3 | 20 | 1.0 |
| 2010-11 | 24-0 | 251 | 10.5 | 38-59 | .644 | 0-0 | .000 | 15-25 | .600 | 32-35-67 | 2.8 | 38-0 | 7 | 8 | 13 | 5 | 91 | 3.8 |
| TOTAL | 45-0 | 362 | 8.0 | 46-79 | .582 | 0-0 | .000 | 19-37 | .514 | 54-50-104 | 2.3 | 57-1 | 8 | 12 | 18 | 8 | 111 | 2.5 |

Career BIG EAST Statistics

| Season | GP-GS | Min | Avg | FG-A | Pct | 3FG-A | Pct | FT-A | Pct | O-D-TOT | Avg | PF-FO | Ast | TO | Blk | Stl | Pts | Avg |
|--------------|-------------|------------|------------|--------------|-------------|------------|-------------|-------------|-------------|-----------------|------------|-------------|----------|----------|----------|----------|-----------|------------|
| 2009-10 | 9-0 | 59 | 6.6 | 4-6 | .667 | 0-0 | .000 | 1-4 | .250 | 7-8-15 | 1.7 | 14-1 | 0 | 1 | 2 | 2 | 9 | 1.0 |
| 2010-11 | 12-0 | 117 | 9.8 | 14-23 | .609 | 0-0 | .000 | 4-8 | .500 | 11-15-26 | 2.2 | 18-0 | 1 | 3 | 6 | 2 | 32 | 2.7 |
| TOTAL | 21-0 | 176 | 8.4 | 18-29 | .621 | 0-0 | .000 | 5-12 | .417 | 18-23-41 | 2.0 | 32-1 | 1 | 4 | 8 | 4 | 41 | 2.0 |



| GAME #1 |  | NOTRE DAME | 98 |
|---------|---|------------------|----|
| | | GEORGIA SOUTHERN | 61 |

November 12, 2010 • Notre Dame, Ind.

Purcell Pavilion at the Joyce Center

| Georgia Southern | FG-A | 3FG-A | FTA | REB | PF | TP | A | TO | BK | ST | MIN |
|---------------------|-------------------------------|-------------|--------------|-------------------------------|-----------|-----------|-----------|-----------|----------|----------|--------------------|
| Marvin Baynham | 1-2 | 0-0 | 0-0 | 1-3 | 5 | 2 | 0 | 1 | 0 | 0 | 18 |
| Cameron Baskerville | 0-2 | 0-1 | 0-0 | 0-0 | 3 | 0 | 1 | 2 | 1 | 1 | 13 |
| Ben Drayton III | 3-10 | 2-6 | 2-2 | 0-3 | 0 | 10 | 4 | 5 | 0 | 1 | 35 |
| Eric Ferguson | 6-11 | 0-1 | 14-16 | 2-3 | 4 | 26 | 1 | 5 | 0 | 1 | 37 |
| Jelani Hewitt | 1-6 | 1-4 | 0-1 | 1-1 | 2 | 3 | 2 | 2 | 0 | 1 | 23 |
| Rory Spencer | 5-10 | 0-0 | 8-13 | 2-5 | 3 | 18 | 2 | 1 | 2 | 1 | 34 |
| Tre Bussey | 0-6 | 0-2 | 0-0 | 2-3 | 2 | 0 | 1 | 1 | 0 | 0 | 28 |
| Zuri James | 0-1 | 0-1 | 2-2 | 0-0 | 0 | 2 | 0 | 0 | 0 | 0 | 3 |
| Sam Mike | 0-0 | 0-0 | 0-0 | 0-0 | 3 | 0 | 0 | 0 | 0 | 0 | 9 |
| Team | | | | 0-1 | | | | | | | |
| Totals | 16-48 | 3-15 | 26-34 | 8-19-27 | 24 | 61 | 11 | 17 | 3 | 4 | 200 |
| Total FG% | 1st Half: 5-23, 21.7% | | | 2nd Half: 11-25, 44.0% | | | | | | | Game: 33.3% |
| 3-PT FG% | 1st Half: 1-10, 10.0% | | | 2nd Half: 2-5, 40.0% | | | | | | | Game: 20.0% |
| FT % | 1st Half: 12-15, 80.0% | | | 2nd Half: 14-19, 73.7% | | | | | | | Game: 76.5% |

| Notre Dame | FG-A | 3FG-A | FTA | REB | PF | TP | A | TO | BK | ST | MIN |
|------------------|-------------------------------|-------------|--------------|-------------------------------|-----------|-----------|-----------|-----------|----------|----------|--------------------|
| Tyrone Nash | 2-3 | 0-0 | 3-4 | 0-2 | 2 | 7 | 1 | 1 | 0 | 1 | 22 |
| Tim Abramaitis | 2-13 | 1-7 | 5-6 | 1-5 | 1 | 10 | 3 | 1 | 0 | 1 | 22 |
| Carleton Scott | 2-3 | 0-1 | 2-2 | 1-6 | 4 | 6 | 4 | 0 | 0 | 1 | 20 |
| Scott Martin | 2-7 | 0-3 | 3-3 | 1-5 | 4 | 7 | 2 | 2 | 0 | 0 | 22 |
| Ben Hansbrough | 7-10 | 4-7 | 2-2 | 0-3 | 3 | 20 | 4 | 2 | 0 | 2 | 24 |
| Eric Atkins | 4-4 | 1-1 | 0-0 | 0-3 | 1 | 9 | 3 | 2 | 0 | 0 | 22 |
| Tom Kopko | 0-2 | 0-1 | 0-0 | 1-0 | 1 | 0 | 0 | 0 | 0 | 0 | 3 |
| Alex Dragicevich | 2-5 | 1-2 | 4-4 | 1-2 | 1 | 9 | 0 | 0 | 0 | 0 | 10 |
| Tom Knight | 3-3 | 0-0 | 1-1 | 3-14 | 1 | 7 | 1 | 1 | 0 | 0 | 9 |
| Joey Brooks | 3-7 | 1-4 | 0-0 | 2-1 | 2 | 7 | 2 | 1 | 0 | 3 | 19 |
| Mike Broghammer | 2-6 | 0-0 | 1-2 | 2-0 | 4 | 5 | 0 | 1 | 0 | 1 | 11 |
| Jack Cooley | 4-5 | 0-0 | 3-3 | 4-2 | 2 | 11 | 1 | 0 | 1 | 1 | 16 |
| Team | | | | 1-1 | | | | | | | |
| Totals | 33-68 | 8-26 | 24-27 | 17-29-46 | 25 | 98 | 21 | 10 | 2 | 8 | 200 |
| Total FG% | 1st Half: 20-33, 60.6% | | | 2nd Half: 13-35, 37.1% | | | | | | | Game: 48.5% |
| 3-PT FG% | 1st Half: 5-13, 38.5% | | | 2nd Half: 3-13, 23.1% | | | | | | | Game: 30.8% |
| FT % | 1st Half: 17-19, 89.5% | | | 2nd Half: 7-8, 87.5% | | | | | | | Game: 88.9% |

Deadball Rebounds: 2
SCORE BY PERIODS
 Georgia Southern 23 38 61
 Notre Dame 62 36 98
OFFICIALS: William McCarthy, Mike Roberts, Chris Beaver
TECHNICALS: Georgia Southern - None. Notre Dame - None.
ATTENDANCE: 8,165
Notes: Notre Dame improved to 88-18 all-time in season openers and 37-6 in openers at Purcell Pavilion ... The Irish are 11-0 all-time in season opener under Mike Brey ... Notre Dame improved to 20-1 all-time against team from the Southern Conference ... Notre Dame's 98 points were the highest point-total in a season-opening game since a 99-53 victory over New Hampshire to open the 2001-02 campaign ... The 37-point win was the largest point in a season opener since a 43-point win (92-49) against IPFW to start the 2006-07 season ... The 62 first-half points matched the most in a first half under Mike Brey ... Notre Dame held Georgia Southern to just five field goals in the first half which matched the fewest by an Irish team under Brey ... Ben Hansbrough scored his 1,000 career point and topped the 20-plus point mark for the eighth time in his career ... Jack Cooley's 11 points were a career high and the first time that he had scored in double figures.

| GAME #3 |  | NOTRE DAME | 102 |
|---------|---|---------------|-----|
| | | CHICAGO STATE | 62 |


November 17, 2010 • Notre Dame, Ind.

Purcell Pavilion at the Joyce Center

| Chicago State | FG-A | 3FG-A | FTA | REB | PF | TP | A | TO | BK | ST | MIN |
|---------------------|-------------------------------|-------------|--------------|-------------------------------|-----------|-----------|-----------|-----------|----------|----------|--------------------|
| Carl Montgomery | 6-16 | 1-2 | 1-2 | 3-4 | 2 | 14 | 0 | 2 | 0 | 1 | 29 |
| Hajji Martin | 4-6 | 0-0 | 6-10 | 3-5 | 3 | 14 | 0 | 1 | 0 | 1 | 22 |
| Christian Wall | 4-12 | 2-5 | 4-4 | 0-4 | 4 | 14 | 5 | 2 | 1 | 2 | 35 |
| Victor Scott | 3-7 | 2-6 | 1-2 | 0-0 | 3 | 9 | 4 | 0 | 0 | 0 | 31 |
| Antonio Lofton | 0-3 | 0-2 | 1-2 | 0-1 | 3 | 1 | 4 | 3 | 0 | 0 | 18 |
| Steve Martin Jr. | 0-0 | 0-0 | 0-0 | 0-0 | 0 | 0 | 1 | 1 | 0 | 0 | 9 |
| Ardarius Simmons | 1-4 | 0-1 | 0-0 | 0-1 | 2 | 2 | 2 | 2 | 0 | 0 | 18 |
| Jonathan Montgomery | 3-9 | 2-4 | 0-0 | 0-1 | 4 | 8 | 1 | 0 | 0 | 1 | 24 |
| Quincy Ukaigwe | 0-3 | 0-0 | 0-0 | 0-3 | 3 | 0 | 0 | 0 | 0 | 0 | 11 |
| Pawal Kielbasa | 0-1 | 0-0 | 0-0 | 0-1 | 1 | 0 | 0 | 0 | 0 | 0 | 3 |
| Team | | | | 1-1 | | | | | | | |
| Totals | 21-61 | 7-20 | 13-20 | 7-21-28 | 25 | 62 | 17 | 11 | 1 | 5 | 200 |
| Total FG% | 1st Half: 10-31, 32.3% | | | 2nd Half: 11-30, 36.7% | | | | | | | Game: 34.4% |
| 3-PT FG% | 1st Half: 6-14, 42.9% | | | 2nd Half: 1-6, 16.7% | | | | | | | Game: 35.0% |
| FT % | 1st Half: 5-8, 62.5% | | | 2nd Half: 8-12, 66.7% | | | | | | | Game: 65.0% |

| Notre Dame | FG-A | 3FG-A | FTA | REB | PF | TP | A | TO | BK | ST | MIN |
|------------------|-------------------------------|--------------|--------------|-------------------------------|-----------|------------|-----------|----------|----------|----------|--------------------|
| Tyrone Nash | 4-6 | 0-0 | 3-4 | 6-4 | 2 | 11 | 7 | 1 | 0 | 0 | 26 |
| Tim Abramaitis | 6-15 | 1-8 | 8-9 | 3-7 | 0 | 21 | 7 | 0 | 1 | 1 | 30 |
| Carleton Scott | 6-8 | 3-4 | 2-2 | 2-9 | 1 | 7 | 0 | 2 | 3 | 1 | 23 |
| Eric Atkins | 4-7 | 2-4 | 2-2 | 1-2 | 3 | 12 | 5 | 1 | 0 | 0 | 32 |
| Ben Hansbrough | 7-13 | 6-10 | 2-5 | 1-4 | 2 | 22 | 6 | 2 | 0 | 0 | 30 |
| Tom Kopko | 0-2 | 0-1 | 0-0 | 1-0 | 1 | 0 | 0 | 0 | 0 | 0 | 7 |
| Alex Dragicevich | 1-2 | 0-0 | 2-2 | 0-1 | 0 | 4 | 0 | 0 | 0 | 0 | 7 |
| Tom Knight | 0-2 | 0-0 | 0-0 | 0-2 | 0 | 0 | 0 | 0 | 1 | 0 | 7 |
| Joey Brooks | 1-6 | 0-4 | 3-6 | 1-3 | 0 | 5 | 1 | 2 | 0 | 1 | 17 |
| Mike Broghammer | 2-4 | 0-0 | 0-2 | 2-4 | 3 | 4 | 0 | 1 | 0 | 0 | 10 |
| Jack Cooley | 3-4 | 0-0 | 0-2 | 3-5 | 1 | 6 | 0 | 0 | 1 | 0 | 13 |
| Team | | | | 0-3 | | | | | | | |
| Totals | 34-69 | 12-31 | 22-34 | 20-39-59 | 15 | 102 | 29 | 9 | 6 | 3 | 200 |
| Total FG% | 1st Half: 18-33, 54.5% | | | 2nd Half: 16-36, 44.4% | | | | | | | Game: 49.3% |
| 3-PT FG% | 1st Half: 4-15, 26.7% | | | 2nd Half: 8-16, 50.0% | | | | | | | Game: 38.7% |
| FT % | 1st Half: 12-20, 60.0% | | | 2nd Half: 10-14, 71.4% | | | | | | | Game: 64.7% |

Deadball Rebounds: 6
SCORE BY PERIODS
 Chicago State 31 31 62
 Notre Dame 52 50 102
OFFICIALS: Paul Janssen, Gene Steratore, Lamar Simpson
TECHNICALS: Chicago State - None. Notre Dame - None.
ATTENDANCE: 6,252
Notes: Eric Atkins started in place of Scott Martin who missed the game due to back spasms ... It marked the first time an Irish freshman had started a game since the 2006-07 season ... Ben Hansbrough topped the 20-point mark for the second time this season and ninth time in his career ... He also has reached double figures in 52 career outings (26 times at Notre Dame) ... His six three-pointers were a career high ... Tim Abramaitis and Tyrone Nash each notched their second career double ... Carleton Scott posted his fourth career double ... Notre Dame had three players with double doubles for the first time since Jan. 23, 2010 vs. DePaul ... Abramaitis registered his ninth career 20-plus point outing ... Notre Dame recorded its first 40-plus point victory since a 108-62 victory over Northern Illinois on Dec. 8, 2007 ... Notre Dame reached the 100-plus point mark for the 13th time during the Mike Brey era ... The Irish improved to 33-0 all-time in home games at Purcell Pavilion at the Joyce Center during the month of November under Brey.

| GAME #2 |  | NOTRE DAME | 72 |
|---------|--|------------|----|
| | | LIBERTY | 51 |

November 14, 2010 • Notre Dame, Ind.

Purcell Pavilion at the Joyce Center

| Liberty | FG-A | 3FG-A | FTA | REB | PF | TP | A | TO | BK | ST | MIN |
|--------------------|-------------------------------|-------------|------------|-------------------------------|-----------|-----------|-----------|-----------|----------|----------|--------------------|
| Sommy Ogukwe | 1-2 | 0-0 | 0-2 | 0-3 | 4 | 2 | 0 | 0 | 0 | 0 | 12 |
| Evam Gordon | 3-16 | 1-9 | 2-3 | 1-2 | 4 | 9 | 4 | 3 | 0 | 0 | 32 |
| Dan Minaya | 5-10 | 0-1 | 2-2 | 2-4 | 0 | 12 | 0 | 1 | 0 | 0 | 33 |
| John Brown | 5-11 | 0-0 | 0-0 | 5-7 | 4 | 10 | 2 | 3 | 0 | 3 | 23 |
| Jesse Sanders | 2-5 | 0-2 | 0-0 | 1-4 | 2 | 4 | 5 | 3 | 0 | 0 | 29 |
| Chene Phillips | 2-3 | 1-1 | 0-0 | 1-0 | 1 | 5 | 1 | 1 | 0 | 0 | 12 |
| James Spencer | 0-0 | 0-0 | 0-0 | 0-0 | 0 | 0 | 1 | 0 | 0 | 0 | 2 |
| Jeremy Anderson | 0-0 | 0-0 | 0-0 | 0-0 | 1 | 0 | 0 | 1 | 0 | 0 | 8 |
| Joel Vander Pol | 0-1 | 0-0 | 0-0 | 0-0 | 4 | 0 | 0 | 0 | 0 | 0 | 6 |
| Antwan Burrus | 0-3 | 0-0 | 0-0 | 0-1 | 5 | 0 | 1 | 2 | 1 | 0 | 19 |
| John Caleb Sanders | 3-5 | 3-4 | 0-0 | 1-0 | 1 | 9 | 0 | 1 | 0 | 0 | 10 |
| Carter McMasters | 0-3 | 0-0 | 0-0 | 1-2 | 0 | 0 | 0 | 1 | 0 | 0 | 14 |
| Team | | | | 2-3 | | | | | | | |
| Totals | 21-59 | 5-17 | 4-7 | 14-22-36 | 26 | 51 | 14 | 15 | 2 | 3 | 200 |
| Total FG% | 1st Half: 10-26, 38.5% | | | 2nd Half: 11-33, 33.3% | | | | | | | Game: 35.6% |
| 3-PT FG% | 1st Half: 2-8, 25.0% | | | 2nd Half: 3-9, 33.3% | | | | | | | Game: 29.4% |
| FT % | 1st Half: 0-0, 00.0% | | | 2nd Half: 4-7, 57.1% | | | | | | | Game: 57.1% |

| Notre Dame | FG-A | 3FG-A | FTA | REB | PF | TP | A | TO | BK | ST | MIN |
|------------------|-------------------------------|--------------|--------------|-------------------------------|-----------|-----------|-----------|-----------|----------|----------|--------------------|
| Tyrone Nash | 2-4 | 0-0 | 12-15 | 4-5 | 0 | 16 | 1 | 1 | 0 | 0 | 28 |
| Tim Abramaitis | 4-12 | 2-9 | 3-4 | 1-6 | 2 | 13 | 0 | 2 | 1 | 2 | 34 |
| Carleton Scott | 2-6 | 0-3 | 0-2 | 2-4 | 3 | 4 | 2 | 3 | 2 | 0 | 25 |
| Scott Martin | 2-9 | 1-5 | 1-4 | 2-1 | 0 | 6 | 3 | 2 | 1 | 1 | 29 |
| Ben Hansbrough | 7-13 | 5-8 | 0-0 | 0-2 | 3 | 19 | 4 | 1 | 0 | 1 | 34 |
| Eric Atkins | 4-7 | 2-3 | 0-0 | 0-1 | 0 | 10 | 4 | 1 | 0 | 0 | 22 |
| Tom Kopko | 0-0 | 0-0 | 0-0 | 0-0 | 0 | 0 | 0 | 0 | 0 | 0 | 1 |
| Alex Dragicevich | 0-0 | 0-0 | 0-0 | 0-0 | 0 | 0 | 0 | 0 | 0 | 0 | 1 |
| Tom Knight | 0-1 | 0-0 | 0-0 | 1-0 | 1 | 0 | 1 | 0 | 0 | 0 | 1 |
| Joey Brooks | 2-2 | 0-0 | 0-0 | 1-2 | 1 | 4 | 1 | 0 | 0 | 0 | 12 |
| Mike Broghammer | 0-1 | 0-0 | 0-0 | 1-0 | 1 | 0 | 0 | 0 | 0 | 0 | 1 |
| Jack Cooley | 0-0 | 0-0 | 0-0 | 2-2 | 2 | 0 | 0 | 2 | 0 | 0 | 12 |
| Team | | | | 1-1 | | | | | | | |
| Totals | 23-55 | 10-28 | 16-25 | 16-26-42 | 11 | 72 | 16 | 12 | 4 | 4 | 200 |
| Total FG% | 1st Half: 12-27, 44.4% | | | 2nd Half: 11-28, 39.3% | | | | | | | Game: 41.8% |
| 3-PT FG% | 1st Half: 7-15, 46.7% | | | 2nd Half: 3-13, 23.1% | | | | | | | Game: 35.7% |
| FT % | 1st Half: 10-15, 66.7% | | | 2nd Half: 6-10, 60.0% | | | | | | | Game: 64.0% |

Deadball Rebounds: 3
SCORE BY PERIODS
 Liberty 22 29 51
 Notre Dame 41 31 72
OFFICIALS: Ed Hightower, Gary Prager, Brent Hampton
TECHNICALS: Liberty - Team. Notre Dame - None.
ATTENDANCE: 6,478
Notes: Notre Dame and Liberty met for the second straight season ... The Irish have been victorious each of the two times the teams have played each other ... Tyrone Nash extended his Notre Dame consecutive games played streak to 52 ... Nash's 16 points tied a career best, while his 12 free throws established a career best ... Hansbrough reached double figures for the 51st in his career and 25th time in a Notre Dame uniform with his 19-point performance ... Hansbrough's five three-pointers also tied a career best with five three-pointers ... Mike Brey is 32-0 during his career in home games at Purcell Pavilion at the Joyce Center during the month of November.

| GAME #4 |  | NOTRE DAME | 97 |
|---------|--|------------|----|
| | | MAINE | 72 |

November 22, 2010 • Notre Dame, Ind.

Purcell Pavilion at the Joyce Center

| Maine | FG-A | 3FG-A | FTA | REB | PF | TP | A | TO | BK | ST | MIN |
|--------------|------|-------|-----|-----|----|----|---|----|----|----|-----|
| Troy Barnies | 6-12 | 1-2 | 2-4 | 0-5 | 0 | 15 | 2 | 1 | 1 | 0 | 33 |
| Sean McNally | 2-4 | 0-0 | 0-0 | 0-2 | 4 | 4 | | | | | |

| | | | |
|----------------|--|-------------------|-----------|
| GAME #9 | | NOTRE DAME | 58 |
| | | KENTUCKY | 72 |

December 8, 2010 • Louisville, Ky. (SEC/BIG EAST Invitational)

Freedom Hall

| Notre Dame | FG-A | 3FG-A | FT-A | REB | PF | TP | A | TO | BK | ST | MIN |
|------------------|-------------------------------|-------------|--------------|------------------------------|-----------|-----------|-----------|--------------------|----------|----------|------------|
| Tyrone Nash | 3-7 | 0-0 | 2-4 | 1-1-2 | 2 | 8 | 1 | 4 | 0 | 1 | 25 |
| Tim Abromaitis | 1-7 | 0-4 | 2-2 | 1-7-8 | 1 | 4 | 2 | 1 | 1 | 0 | 31 |
| Carleton Scott | 4-11 | 0-4 | 2-3 | 2-6-8 | 3 | 10 | 1 | 0 | 2 | 0 | 31 |
| Scott Martin | 3-8 | 1-4 | 0-0 | 1-4-5 | 4 | 7 | 1 | 0 | 0 | 0 | 27 |
| Ben Hansbrough | 7-15 | 5-9 | 2-3 | 0-0-0 | 4 | 21 | 2 | 3 | 0 | 0 | 38 |
| Eric Atkins | 0-4 | 0-2 | 4-6 | 3-2-5 | 2 | 4 | 4 | 1 | 0 | 0 | 31 |
| Joey Brooks | 0-0 | 0-0 | 0-0 | 0-0-0 | 0 | 0 | 0 | 0 | 0 | 0 | 4 |
| Jack Cooley | 2-3 | 0-0 | 0-2 | 1-4-5 | 3 | 4 | 2 | 1 | 0 | 0 | 13 |
| Team | | | 1-0-1 | | | | | | | | |
| Totals | 20-55 | 6-23 | 12-20 | 10-24-34 | 19 | 58 | 13 | 10 | 3 | 2 | 200 |
| Total FG% | 1st Half: 14-25, 56.0% | | | 2nd Half: 6-30, 20.0% | | | | Game: 36.4% | | | |
| 3-PT FG% | 1st Half: 5-10, 50.0% | | | 2nd Half: 1-13, 7.7% | | | | Game: 26.1% | | | |
| FT % | 1st Half: 7-10, 70.0% | | | 2nd Half: 5-10, 50.0% | | | | Game: 60.0% | | | |

| Kentucky | FG-A | 3FG-A | FT-A | REB | PF | TP | A | TO | BK | ST | MIN |
|------------------|-------------------------------|-------------|--------------|-------------------------------|-----------|-----------|-----------|--------------------|----------|----------|------------|
| Terrence Jones | 9-18 | 2-5 | 7-10 | 2-15-17 | 0 | 27 | 3 | 1 | 2 | 1 | 38 |
| Josh Harrellson | 0-2 | 0-0 | 0-0 | 4-5-9 | 2 | 0 | 0 | 1 | 0 | 1 | 20 |
| Darius Miller | 1-5 | 1-2 | 4-6 | 2-3-5 | 3 | 7 | 2 | 2 | 0 | 0 | 37 |
| Brandon Knight | 7-17 | 2-6 | 4-4 | 1-3-4 | 4 | 20 | 5 | 2 | 0 | 1 | 39 |
| DeAndre Liggins | 2-4 | 2-4 | 0-0 | 1-0-1 | 2 | 6 | 0 | 3 | 0 | 0 | 26 |
| Stacey Poole | 1-1 | 1-1 | 0-0 | 1-0-1 | 0 | 3 | 0 | 0 | 0 | 0 | 2 |
| Jon Hood | 1-2 | 1-1 | 0-0 | 0-0-0 | 2 | 3 | 0 | 0 | 0 | 0 | 4 |
| Doron Lamb | 2-8 | 0-5 | 2-2 | 0-2-2 | 3 | 6 | 1 | 0 | 0 | 0 | 25 |
| Eloy Vargas | 0-0 | 0-0 | 0-0 | 0-1-1 | 0 | 0 | 0 | 0 | 0 | 1 | 9 |
| Team | | | 2-0-2 | | | | | | | | |
| Totals | 23-57 | 9-24 | 17-22 | 13-29-42 | 16 | 72 | 11 | 9 | 2 | 4 | 200 |
| Total FG% | 1st Half: 15-30, 50.0% | | | 2nd Half: 8-27, 29.6% | | | | Game: 40.4% | | | |
| 3-PT FG% | 1st Half: 4-9, 44.4% | | | 2nd Half: 5-15, 33.3% | | | | Game: 37.5% | | | |
| FT % | 1st Half: 6-8, 75.0% | | | 2nd Half: 11-14, 78.6% | | | | Game: 77.3% | | | |

| SCORE BY PERIODS | 1 | 2 | F |
|------------------|----|----|----|
| Notre Dame | 40 | 18 | 58 |
| Kentucky | 40 | 32 | 72 |

OFFICIALS: John Cahill, Tony Greene, Jamie Luckie
TECHNICALS: Notre Dame - None, Kentucky - None.
ATTENDANCE: 17,404
Notes: Notre Dame made its first-ever appearance in the SEC/BIG EAST Invitational ... The Irish lost at Freedom Hall for the 11th straight time and have not won there since Jan. 31, 1988 ... Notre Dame fell to 18-42 all-time against Kentucky ... The 18 second-half points scored by the Irish matched the fewest ever in a second half under Mike Brey ... Notre Dame's 20.0 field goal shooting percentage was the lowest ever in the second half by an Irish team under Brey ... The Irish were outbounded for the first time this season ... Ben Hansbrough topped the 20-plus point mark for the fourth time in 2010-11 and 11th time during his career ... Carleton Scott netted double figures for the seventh consecutive game, the longest double-figure scoring streak of his career.

| | | | |
|-----------------|--|--------------------|-----------|
| GAME #11 | | NOTRE DAME | 88 |
| | | STONY BROOK | 62 |

December 19, 2010 • Notre Dame, Ind.

Purcell Pavilion at the Joyce Center

| Stony Brook | FG-A | 3FG-A | FT-A | REB | PF | TP | A | TO | BK | ST | MIN |
|------------------|-------------------------------|-------------|------------|-------------------------------|-----------|-----------|-----------|--------------------|----------|----------|------------|
| Danny Carter | 1-2 | 0-1 | 0-0 | 2-3-5 | 1 | 2 | 1 | 2 | 0 | 1 | 19 |
| Al Rapier | 1-5 | 0-0 | 0-0 | 1-2-3 | 3 | 2 | 2 | 3 | 0 | 1 | 19 |
| Anthony Mayo | 3-7 | 0-0 | 0-0 | 1-3-4 | 2 | 6 | 0 | 0 | 1 | 0 | 20 |
| Bryan Dougher | 1-9 | 1-4 | 0-0 | 0-0-0 | 0 | 3 | 0 | 1 | 0 | 0 | 25 |
| Marcus Rouse | 6-11 | 2-4 | 1-2 | 1-2-3 | 2 | 15 | 2 | 0 | 0 | 1 | 26 |
| Prebye Prebony | 1-3 | 0-0 | 2-2 | 1-3-4 | 1 | 4 | 4 | 0 | 1 | 0 | 16 |
| Anthony Jackson | 5-8 | 2-5 | 0-0 | 1-2-3 | 3 | 12 | 1 | 1 | 0 | 1 | 15 |
| Dave Coley | 5-13 | 1-2 | 0-0 | 0-4-4 | 1 | 11 | 0 | 1 | 0 | 0 | 24 |
| Leonard Hayes | 0-0 | 0-0 | 0-0 | 0-1-1 | 1 | 0 | 1 | 0 | 0 | 0 | 4 |
| Aric McAlister | 1-2 | 0-0 | 0-0 | 1-0-1 | 2 | 2 | 0 | 0 | 0 | 1 | 13 |
| Dallis Joyner | 2-9 | 0-0 | 1-4 | 2-0-2 | 1 | 5 | 0 | 0 | 0 | 0 | 19 |
| Team | | | 1-0-1 | | | | | | | | |
| Totals | 26-69 | 6-16 | 4-8 | 12-21-33 | 17 | 62 | 11 | 8 | 2 | 5 | 200 |
| Total FG% | 1st Half: 12-33, 36.4% | | | 2nd Half: 14-36, 38.9% | | | | Game: 37.7% | | | |
| 3-PT FG% | 1st Half: 3-6, 50.0% | | | 2nd Half: 3-10, 30.0% | | | | Game: 37.5% | | | |
| FT % | 1st Half: 1-2, 50.0% | | | 2nd Half: 3-6, 50.0% | | | | Game: 50.0% | | | |

| Notre Dame | FG-A | 3FG-A | FT-A | REB | PF | TP | A | TO | BK | ST | MIN |
|------------------|-------------------------------|-------------|--------------|-------------------------------|-----------|-----------|-----------|--------------------|----------|----------|------------|
| Tyrone Nash | 1-4 | 0-0 | 2-2 | 1-5-6 | 2 | 4 | 2 | 2 | 2 | 1 | 26 |
| Tim Abromaitis | 8-13 | 2-5 | 4-5 | 2-6-8 | 0 | 22 | 3 | 2 | 2 | 1 | 31 |
| Carleton Scott | 8-8 | 4-4 | 0-0 | 2-2-4 | 0 | 20 | 5 | 1 | 0 | 0 | 26 |
| Scott Martin | 4-6 | 1-1 | 0-0 | 1-5-6 | 1 | 9 | 3 | 0 | 0 | 2 | 21 |
| Ben Hansbrough | 4-14 | 2-7 | 4-4 | 0-4-4 | 2 | 14 | 8 | 0 | 0 | 1 | 28 |
| Eric Atkins | 1-3 | 0-1 | 0-0 | 0-3-3 | 2 | 2 | 5 | 2 | 0 | 0 | 29 |
| Tom Kopko | 0-0 | 0-0 | 0-0 | 0-0-0 | 0 | 0 | 1 | 0 | 0 | 0 | 2 |
| Alex Dragicevich | 0-0 | 0-0 | 0-0 | 0-0-0 | 0 | 0 | 0 | 0 | 0 | 0 | 4 |
| Tom Knight | 0-2 | 0-0 | 0-0 | 0-1-1 | 0 | 0 | 0 | 0 | 0 | 0 | 4 |
| Joey Brooks | 3-5 | 0-0 | 0-0 | 0-2-2 | 2 | 6 | 1 | 2 | 0 | 0 | 10 |
| Mike Broghammer | 2-4 | 0-0 | 0-0 | 0-0-0 | 0 | 4 | 0 | 0 | 0 | 0 | 9 |
| Jack Cooley | 3-4 | 0-0 | 1-1 | 1-2-3 | 1 | 7 | 0 | 0 | 1 | 0 | 10 |
| Team | | | | | | | | | | | |
| Totals | 34-63 | 9-18 | 11-12 | 9-33-42 | 10 | 88 | 28 | 9 | 5 | 4 | 200 |
| Total FG% | 1st Half: 15-31, 48.4% | | | 2nd Half: 19-32, 59.4% | | | | Game: 54.0% | | | |
| 3-PT FG% | 1st Half: 4-11, 36.4% | | | 2nd Half: 5-7, 71.4% | | | | Game: 50.0% | | | |
| FT % | 1st Half: 7-8, 87.5% | | | 2nd Half: 4-4, 100.0% | | | | Game: 91.7% | | | |

| SCORE BY PERIODS | 1 | 2 | F |
|------------------|----|----|----|
| Stony Brook | 28 | 34 | 62 |
| Notre Dame | 41 | 47 | 88 |

OFFICIALS: Ed Corbett, Les Jones, Lamar Simpson
TECHNICALS: Stony Brook - None, Notre Dame - None
ATTENDANCE: 6,211
Notes: Carleton Scott topped the 20-point mark for the second straight game and second time in his career as he extended his current double-figure scoring streak to a personal best nine consecutive games ... With his eight-for-eight performance from the field, Scott equaled the best field goal percentage by an Irish player since Torin Francis hit on all eight of his field goal attempts against Maryland on Dec. 7, 2002 ... His five assists also marked a career best ... Ben Hansbrough has faltered at three-point field in 15 consecutive games ... Notre Dame dished out 20-plus assists for the fifth time this season and the 28 assists were the second-highest total of the season ... Tim Abromaitis reached double figures for the ninth time and tallied 20-plus points for the fifth time (13th in his career) ... The Irish eclipsed the 80-point mark for the seventh time and the 41 first-half points marked the seventh time this season that the Irish had netted 40-plus points in the first half ... Notre Dame has outbounded 10 of its 11 opponents.

| | | | |
|-----------------|--|-------------------|-----------|
| GAME #10 | | NOTRE DAME | 83 |
| | | GONZAGA | 79 |

December 11, 2010 • Notre Dame, Ind.

Purcell Pavilion at the Joyce Center

| Gonzaga | FG-A | 3FG-A | FT-A | REB | PF | TP | A | TO | BK | ST | MIN |
|--------------------|-------------------------------|--------------|--------------|-------------------------------|-----------|-----------|-----------|--------------------|----------|----------|------------|
| Elias Harris | 6-9 | 1-2 | 6-6 | 1-4-5 | 5 | 19 | 4 | 2 | 1 | 1 | 24 |
| Mathis Monninghoff | 1-2 | 1-1 | 0-0 | 0-1-1 | 1 | 3 | 1 | 0 | 0 | 0 | 13 |
| Robert Sacre | 8-13 | 0-0 | 0-0 | 1-5-6 | 5 | 16 | 1 | 2 | 2 | 0 | 36 |
| Demetri Goodson | 0-4 | 0-1 | 0-0 | 1-0-1 | 5 | 0 | 4 | 0 | 0 | 1 | 25 |
| Steven Gray | 6-13 | 5-10 | 1-2 | 0-2-2 | 5 | 18 | 8 | 1 | 0 | 0 | 37 |
| Marquise Carter | 2-5 | 0-1 | 1-2 | 0-0-0 | 1 | 5 | 1 | 0 | 0 | 1 | 14 |
| Mangisto Arop | 5-6 | 4-5 | 2-2 | 0-5-5 | 2 | 16 | 0 | 3 | 0 | 0 | 32 |
| David Stockton | 0-0 | 0-0 | 0-0 | 0-0-0 | 0 | 0 | 0 | 0 | 0 | 0 | 0+ |
| Kelly Olynyk | 0-2 | 0-0 | 0-0 | 0-1-1 | 1 | 0 | 1 | 0 | 0 | 0 | 11 |
| Michael Hart | 0-0 | 0-0 | 0-0 | 0-0-0 | 0 | 0 | 0 | 0 | 0 | 0 | 1 |
| Sam Dowler | 1-1 | 0-0 | 0-0 | 0-0-0 | 2 | 2 | 0 | 1 | 0 | 0 | 7 |
| Team | | | 2-4-6 | | | | | | | | |
| Totals | 29-55 | 11-20 | 10-12 | 5-22-27 | 27 | 79 | 20 | 9 | 3 | 3 | 200 |
| Total FG% | 1st Half: 14-26, 53.8% | | | 2nd Half: 15-29, 51.7% | | | | Game: 52.7% | | | |
| 3-PT FG% | 1st Half: 5-9, 55.6% | | | 2nd Half: 6-11, 54.5% | | | | Game: 55.0% | | | |
| FT % | 1st Half: 4-4, 100.0% | | | 2nd Half: 6-8, 75.0% | | | | Game: 83.3% | | | |

| Notre Dame | FG-A | 3FG-A | FT-A | REB | PF | TP | A | TO | BK | ST | MIN |
|------------------|-------------------------------|--------------|--------------|-------------------------------|-----------|-----------|-----------|--------------------|----------|----------|------------|
| Tyrone Nash | 1-2 | 0-0 | 1-1 | 0-1-1 | 4 | 3 | 5 | 1 | 0 | 1 | 24 |
| Tim Abromaitis | 7-13 | 4-6 | 3-3 | 2-6-8 | 1 | 21 | 4 | 1 | 0 | 0 | 39 |
| Carleton Scott | 6-9 | 3-5 | 8-9 | 1-3-4 | 1 | 23 | 2 | 1 | 1 | 0 | 21 |
| Scott Martin | 3-6 | 2-3 | 1-2 | 1-2-3 | 4 | 9 | 2 | 3 | 0 | 0 | 35 |
| Ben Hansbrough | 3-7 | 1-2 | 6-9 | 0-3-3 | 2 | 13 | 3 | 2 | 0 | 1 | 36 |
| Eric Atkins | 3-9 | 1-4 | 5-10 | 1-6-7 | 2 | 12 | 3 | 0 | 0 | 1 | 34 |
| Joey Brooks | 0-0 | 0-0 | 0-2 | 0-0-0 | 0 | 0 | 0 | 0 | 0 | 0 | 1 |
| Mike Broghammer | 0-0 | 0-0 | 0-0 | 1-0-1 | 0 | 0 | 0 | 0 | 0 | 0 | 1 |
| Jack Cooley | 1-2 | 0-0 | 0-0 | 0-1-1 | 3 | 2 | 0 | 0 | 1 | 2 | 9 |
| Team | | | 0-1-1 | | | | | | | | |
| Totals | 24-48 | 11-20 | 24-36 | 6-22-28 | 17 | 83 | 19 | 8 | 2 | 6 | 200 |
| Total FG% | 1st Half: 14-27, 51.9% | | | 2nd Half: 10-21, 47.6% | | | | Game: 50.0% | | | |
| 3-PT FG% | 1st Half: 6-11, 54.5% | | | 2nd Half: 5-9, 55.6% | | | | Game: 55.0% | | | |
| FT % | 1st Half: 9-14, 64.3% | | | 2nd Half: 15-22, 68.2% | | | | Game: 66.7% | | | |

| SCORE BY PERIODS | 1 | 2 | F |
|------------------|----|----|----|
| Gonzaga | 37 | 42 | 79 |
| Notre Dame | 43 | 40 | 83 |

OFFICIALS: John Cahill, Karl Hess, Jeff Clark
TECHNICALS: Gonzaga - Sam Dowler, Notre Dame - Jack Cooley.
ATTENDANCE: 8,570
Notes: Notre Dame is off to a 9-1 start for the second straight year ... This was the first-ever meeting between the Irish and the Zags ... Carleton Scott's 23 points marked a career-high and was the first time in his career with 20-plus points ... Scott's current eight-game double-figure scoring streak is the longest of his career and his three three-pointers matched his career high ... He also became the third different Irish player to score 20-plus points in a game ... Tim Abromaitis' 21 points marked the fourth 20-plus point outing of the season ... Eric Atkins matched his career high with his 12-point effort and reached double figures for the fourth time while his seven rebounds marked a personal best ... Notre Dame's 11 three-pointers marked the fourth time this season the Irish had 10-plus three-pointers in a game.

| | | | |
|-----------------|--|-------------------|-----------|
| GAME #12 | | NOTRE DAME | 93 |
| | | UMBC | 53 |

December 22, 2010 • Notre Dame, Ind.

Purcell Pavilion at the Joyce Center


| UMBC | FG-A | 3FG-A | FT-A | REB | PF | TP | A | TO | BK | ST | MIN |
|------------------|------|-------|------|-------|----|----|---|----|----|----|-----|
| Adrian Satchell | 1-6 | 0-0 | 1-2 | 3-6-9 | 3 | 3 | 1 | 3 | 0 | 1 | 23 |
| Justin Fry | 2-5 | 0-0 | 0-0 | 0-0-0 | 3 | 4 | 1 | 2 | 0 | 0 | 14 |
| Bakari Smith | 1-2 | 0-0 | 0-0 | 2-3-5 | 2 | 2 | 0 | 1 | 0 | 2 | 20 |
| Chris De La Rosa | 7-14 | | | | | | | | | | |


| GAME #13 | G | NOTRE DAME | | 69 | | | | | | | |
|--|---------------------------------------|------------|-------|------------------------|----|----|-------------|----|----|----|-----|
| | | GEORGETOWN | | 55 | | | | | | | |
| December 29, 2010 • Notre Dame, Ind. Purcell Pavilion at the Joyce Center | | | | | | | | | | | |
| Georgetown | FG-A | 3FG-A | FTA | REB | PF | TP | A | TO | BK | ST | MIN |
| Hollis Thompson | 2-4 | 0-2 | 0-0 | 1-5-6 | 2 | 4 | 0 | 3 | 0 | 1 | 19 |
| Julian Vaughn | 2-4 | 0-0 | 0-0 | 0-3-3 | 4 | 4 | 2 | 0 | 2 | 0 | 17 |
| Chris Wright | 1-9 | 0-5 | 1-3 | 0-1-1 | 3 | 6 | 3 | 0 | 0 | 0 | 34 |
| Austin Freeman | 9-16 | 1-4 | 2-4 | 1-2-3 | 3 | 21 | 3 | 4 | 0 | 1 | 36 |
| Jason Clark | 3-9 | 2-8 | 0-0 | 1-4-5 | 1 | 8 | 2 | 2 | 0 | 3 | 35 |
| Markel Starks | 0-0 | 0-0 | 0-0 | 0-0-0 | 0 | 0 | 0 | 0 | 0 | 0 | 1 |
| Vee Sanford | 2-4 | 0-0 | 2-2 | 2-2-4 | 2 | 6 | 0 | 0 | 1 | 0 | 12 |
| Henry Sims | 2-5 | 0-1 | 0-0 | 2-5-7 | 4 | 4 | 2 | 1 | 2 | 1 | 23 |
| Jerrelle Benimon | 0-0 | 0-0 | 0-0 | 1-1-2 | 2 | 0 | 0 | 1 | 0 | 0 | 10 |
| Nate Lubick | 2-3 | 1-1 | 0-0 | 0-0-0 | 2 | 5 | 1 | 1 | 0 | 0 | 13 |
| Team | | | | 2-0-2 | | | | 1 | | | |
| Totals | 23-54 | 4-22 | 5-9 | 10-23-33 | 24 | 55 | 16 | 15 | 6 | 6 | 200 |
| Total FG% | 1st Half: 10-28, 35.7% | | | 2nd Half: 13-26, 50.0% | | | Game: 42.6% | | | | |
| 3-PT FG% | 1st Half: 3-13, 23.1% | | | 2nd Half: 1-9, 11.1% | | | Game: 18.2% | | | | |
| FT % | 1st Half: 3-7, 42.9% | | | 2nd Half: 2-2, 100.0% | | | Game: 55.6% | | | | |
| Deadball Rebounds: 1 | | | | | | | | | | | |
| Notre Dame | FG-A | 3FG-A | FTA | REB | PF | TP | A | TO | BK | ST | MIN |
| Tyrone Nash | 5-11 | 0-0 | 5-6 | 6-4-10 | 2 | 15 | 3 | 2 | 1 | 0 | 33 |
| Tim Abromaitis | 6-12 | 5-7 | 3-3 | 1-3-4 | 1 | 20 | 1 | 3 | 0 | 1 | 39 |
| Carleton Scott | 0-6 | 0-4 | 4-4 | 0-7-7 | 2 | 4 | 1 | 2 | 2 | 3 | 37 |
| Scott Martin | 5-9 | 1-1 | 0-4 | 0-3-3 | 1 | 11 | 1 | 1 | 0 | 1 | 30 |
| Ben Hansbrough | 3-11 | 1-1 | 10-10 | 3-3-6 | 3 | 17 | 3 | 2 | 0 | 2 | 37 |
| Eric Atkins | 0-2 | 0-1 | 0-0 | 0-1-1 | 4 | 0 | 2 | 1 | 0 | 0 | 19 |
| Jack Cooley | 1-1 | 0-0 | 0-0 | 1-0-1 | 0 | 2 | 0 | 0 | 0 | 0 | 5 |
| Team | | | | 0-3-3 | | | | 1 | | | |
| Totals | 20-52 | 7-16 | 22-27 | 11-24-35 | 13 | 69 | 14 | 11 | 3 | 6 | 200 |
| Total FG% | 1st Half: 10-27, 37.0% | | | 2nd Half: 10-25, 40.0% | | | Game: 38.5% | | | | |
| 3-PT FG% | 1st Half: 3-8, 37.5% | | | 2nd Half: 4-8, 50.0% | | | Game: 43.8% | | | | |
| FT % | 1st Half: 11-14, 78.6% | | | 2nd Half: 11-13, 84.6% | | | Game: 81.5% | | | | |
| Deadball Rebounds: 3 | | | | | | | | | | | |
| SCORE BY PERIODS | 1 | | 2 | | F | | | | | | |
| Georgetown | 26 | | 29 | | 55 | | | | | | |
| Notre Dame | 34 | | 35 | | 69 | | | | | | |
| OFFICIALS: | Pat Driscoll, Mike Roberts, Karl Hess | | | | | | | | | | |
| TECHNICALS: | Georgetown - None, Notre Dame - None | | | | | | | | | | |
| ATTENDANCE: | 9,149 | | | | | | | | | | |

| GAME #15 | G | NOTRE DAME | | 73 | | | | | | | |
|--|--|-------------|-------|------------------------|----|----|-------------|----|----|----|-----|
| | | CONNECTICUT | | 70 | | | | | | | |
| January 4, 2011 • Notre Dame, Ind. Purcell Pavilion at the Joyce Center | | | | | | | | | | | |
| Connecticut | FG-A | 3FG-A | FTA | REB | PF | TP | A | TO | BK | ST | MIN |
| Roscoe Smith | 5-8 | 0-1 | 1-2 | 1-3-4 | 2 | 11 | 0 | 0 | 1 | 0 | 32 |
| Alex Oriakhi | 0-3 | 0-0 | 0-0 | 0-6-6 | 5 | 0 | 2 | 3 | 2 | 0 | 23 |
| Charles Okwandu | 1-2 | 0-0 | 0-0 | 0-1-1 | 2 | 2 | 1 | 0 | 1 | 1 | 17 |
| Jeremy Lamb | 3-5 | 2-3 | 0-0 | 3-1-4 | 2 | 8 | 0 | 1 | 0 | 0 | 20 |
| Kemba Walker | 8-23 | 0-5 | 3-3 | 0-7-7 | 4 | 19 | 5 | 3 | 1 | 3 | 37 |
| Donnell Beverly | 0-0 | 0-0 | 0-0 | 0-1-1 | 0 | 0 | 1 | 0 | 0 | 0 | 8 |
| Jamal Coombs-McDaniel | 4-7 | 1-2 | 0-0 | 2-2-4 | 2 | 9 | 0 | 1 | 0 | 0 | 17 |
| Niels Giffey | 1-4 | 1-3 | 0-0 | 0-0-0 | 0 | 3 | 2 | 0 | 0 | 1 | 10 |
| Tyler Olander | 0-1 | 0-0 | 0-0 | 1-1-2 | 3 | 0 | 0 | 1 | 0 | 0 | 8 |
| Shabazz Napier | 4-6 | 3-4 | 7-7 | 1-1-2 | 3 | 18 | 5 | 3 | 1 | 1 | 28 |
| Team | | | | 2-0-2 | | | | 12 | | | |
| Totals | 26-59 | 7-18 | 11-12 | 10-23-33 | 23 | 70 | 16 | 12 | 6 | 6 | 200 |
| Total FG% | 1st Half: 12-30, 40.0% | | | 2nd Half: 14-29, 48.3% | | | Game: 44.1% | | | | |
| 3-PT FG% | 1st Half: 3-8, 37.5% | | | 2nd Half: 4-10, 40.0% | | | Game: 38.9% | | | | |
| FT % | 1st Half: 3-4, 75.0% | | | 2nd Half: 8-8, 100.0% | | | Game: 91.7% | | | | |
| Deadball Rebounds: 0 | | | | | | | | | | | |
| Notre Dame | FG-A | 3FG-A | FTA | REB | PF | TP | A | TO | BK | ST | MIN |
| Tyrone Nash | 3-8 | 0-0 | 5-6 | 3-4-7 | 4 | 11 | 3 | 1 | 3 | 0 | 26 |
| Tim Abromaitis | 6-9 | 3-5 | 4-10 | 1-6-7 | 2 | 19 | 1 | 3 | 1 | 2 | 39 |
| Eric Atkins | 2-6 | 1-2 | 2-5 | 0-1-1 | 2 | 7 | 5 | 0 | 0 | 3 | 39 |
| Scott Martin | 4-12 | 2-6 | 3-4 | 1-2-3 | 4 | 13 | 2 | 2 | 1 | 0 | 31 |
| Ben Hansbrough | 7-16 | 2-6 | 5-6 | 2-3-5 | 2 | 21 | 4 | 2 | 0 | 1 | 40 |
| Joey Brooks | 0-0 | 0-0 | 0-0 | 0-0-0 | 1 | 0 | 0 | 0 | 0 | 0 | 7 |
| Jack Cooley | 1-2 | 0-0 | 0-0 | 2-4-6 | 2 | 2 | 0 | 0 | 0 | 1 | 18 |
| Team | | | | 3-4-7 | | | | 8 | | | |
| Totals | 23-53 | 8-19 | 19-31 | 12-24-36 | 17 | 73 | 15 | 8 | 5 | 7 | 200 |
| Total FG% | 1st Half: 12-29, 41.4% | | | 2nd Half: 11-24, 45.8% | | | Game: 43.4% | | | | |
| 3-PT FG% | 1st Half: 7-14, 50.0% | | | 2nd Half: 1-5, 20.0% | | | Game: 42.1% | | | | |
| FT % | 1st Half: 7-12, 58.3% | | | 2nd Half: 12-19, 63.2% | | | Game: 61.3% | | | | |
| Deadball Rebounds: 3 | | | | | | | | | | | |
| SCORE BY PERIODS | 1 | | 2 | | F | | | | | | |
| Connecticut | 30 | | 40 | | 70 | | | | | | |
| Notre Dame | 38 | | 35 | | 73 | | | | | | |
| OFFICIALS: | Tim Higgins, James Breeding, Mike Roberts | | | | | | | | | | |
| TECHNICALS: | Connecticut - None, Notre Dame - None | | | | | | | | | | |
| ATTENDANCE: | 7,291 | | | | | | | | | | |
| Notes: | Mike Brey earned his 100th BIG EAST career regular-season victory and is one of only six coaches in league history with 100 regular-season wins ... This was the seventh time in the last eight games where the final outcome was decided by nine or fewer points and was the Irish's closest win in the series since a 68-66 win at home on Feb. 12, 2000 (also the closest win this season) ... Notre Dame was facing its third straight top-10 opponent ... The Irish had not faced three consecutive top-10 opponents since the 2002-03 campaign ... The back-to-back home wins against Georgetown and Connecticut were the first against top-10 teams for a Notre Dame team since the 1960-61 season ... Tim Abromaitis reached double figures for the 13th time in 2010-11 ... Ben Hansbrough scored in double figures for the ninth straight game and 14th time this season ... His 21 points marked the fifth time that he has netted 20-plus points in a game (12th time in his career and eighth time at Notre Dame) ... Scott Martin scored in double figures for the fourth straight game ... Tyrone Nash scored in double figures for the eighth time this season ... The game marked the 10th time this season that Notre Dame has had at least four players in double figures ... Notre Dame is 10-0 at home this season. | | | | | | | | | | |


| GAME #14 | S | NOTRE DAME | | 58 | | | | | | | |
|--|--|------------|------|------------------------|----|----|-------------|----|----|----|-----|
| | | SYRACUSE | | 70 | | | | | | | |
| January 1, 2011 • Syracuse, N.Y. Carrier Dome | | | | | | | | | | | |
| Notre Dame | FG-A | 3FG-A | FTA | REB | PF | TP | A | TO | BK | ST | MIN |
| Tyrone Nash | 2-4 | 0-0 | 1-2 | 3-3-6 | 1 | 5 | 1 | 1 | 1 | 0 | 36 |
| Tim Abromaitis | 6-15 | 3-6 | 0-1 | 3-4-7 | 3 | 15 | 2 | 4 | 0 | 1 | 38 |
| Carleton Scott | 4-5 | 1-2 | 0-0 | 0-0-0 | 3 | 9 | 2 | 2 | 0 | 0 | 25 |
| Scott Martin | 3-9 | 0-2 | 4-4 | 1-6-7 | 2 | 10 | 6 | 5 | 1 | 1 | 34 |
| Ben Hansbrough | 5-13 | 2-8 | 0-0 | 0-3-3 | 2 | 12 | 5 | 0 | 0 | 2 | 37 |
| Eric Atkins | 1-5 | 1-3 | 0-0 | 1-0-1 | 2 | 3 | 2 | 2 | 0 | 2 | 16 |
| Tom Knight | 0-0 | 0-0 | 0-0 | 0-0-0 | 0 | 0 | 0 | 0 | 0 | 0 | 0+ |
| Joey Brooks | 0-0 | 0-0 | 0-0 | 0-0-0 | 0 | 0 | 0 | 0 | 0 | 0 | 1 |
| Mike Broghammer | 0-0 | 0-0 | 0-0 | 0-0-0 | 0 | 0 | 0 | 0 | 0 | 0 | 0 |
| Jack Cooley | 2-3 | 0-0 | 0-0 | 1-1-2 | 2 | 4 | 0 | 0 | 0 | 1 | 12 |
| Team | | | | 2-0-2 | | | | 1 | | | |
| Totals | 23-54 | 7-21 | 5-7 | 11-17-28 | 15 | 58 | 18 | 15 | 3 | 6 | 200 |
| Total FG% | 1st Half: 13-30, 43.3% | | | 2nd Half: 10-24, 41.7% | | | Game: 42.6% | | | | |
| 3-PT FG% | 1st Half: 4-13, 30.8% | | | 2nd Half: 3-8, 37.5% | | | Game: 33.3% | | | | |
| FT % | 1st Half: 3-5, 60.0% | | | 2nd Half: 2-2, 100.0% | | | Game: 71.4% | | | | |
| Deadball Rebounds: 1 | | | | | | | | | | | |
| Syracuse | FG-A | 3FG-A | FTA | REB | PF | TP | A | TO | BK | ST | MIN |
| Rick Jackson | 4-9 | 0-0 | 4-8 | 4-1-5 | 1 | 12 | 3 | 2 | 6 | 1 | 36 |
| Kris Joseph | 8-17 | 2-5 | 0-0 | 1-7-8 | 2 | 18 | 0 | 2 | 0 | 2 | 39 |
| Fab Melo | 0-1 | 0-0 | 0-0 | 1-0-1 | 1 | 0 | 0 | 1 | 0 | 1 | 7 |
| Scopio Jardine | 5-9 | 1-4 | 4-6 | 0-2-2 | 2 | 15 | 9 | 5 | 0 | 1 | 36 |
| Brandon Triche | 3-6 | 0-2 | 0-0 | 3-1-4 | 0 | 6 | 0 | 1 | 0 | 0 | 18 |
| Dion Waiters | 2-7 | 0-2 | 1-1 | 0-3-3 | 3 | 5 | 2 | 0 | 0 | 2 | 26 |
| C.J. Fair | 1-1 | 0-0 | 0-0 | 1-2-3 | 0 | 2 | 0 | 0 | 0 | 0 | 4 |
| Baye Moussa Keita | 0-0 | 0-0 | 0-0 | 0-1-1 | 1 | 0 | 0 | 0 | 0 | 0 | 11 |
| James Southerland | 5-7 | 2-4 | 0-0 | 1-2-3 | 2 | 12 | 1 | 0 | 1 | 3 | 23 |
| Team | | | | 4-2-6 | | | | 11 | | | |
| Totals | 28-57 | 5-17 | 9-15 | 15-21-36 | 12 | 70 | 15 | 11 | 7 | 10 | 200 |
| Total FG% | 1st Half: 13-29, 44.8% | | | 2nd Half: 15-28, 53.6% | | | Game: 49.1% | | | | |
| 3-PT FG% | 1st Half: 2-8, 25.0% | | | 2nd Half: 3-9, 33.3% | | | Game: 29.4% | | | | |
| FT % | 1st Half: 6-10, 60.0% | | | 2nd Half: 3-5, 60.0% | | | Game: 60.0% | | | | |
| Deadball Rebounds: 3 | | | | | | | | | | | |
| SCORE BY PERIODS | 1 | | 2 | | F | | | | | | |
| Notre Dame | 33 | | 25 | | 58 | | | | | | |
| Georgetown | 34 | | 36 | | 70 | | | | | | |
| OFFICIALS: | John Cahill, Mike Eades, Michael Stephens | | | | | | | | | | |
| TECHNICALS: | Notre Dame - None, Syracuse - None | | | | | | | | | | |
| ATTENDANCE: | 23,058 | | | | | | | | | | |
| Notes: | Notre Dame played its second top-10 team for the second consecutive game ... The Irish lost its third straight to the Orange and fell to 3-9 all-time at the Carrier Dome ... Mike Brey is now 5-12 all-time against Syracuse ... Tim Abromaitis had his four-game 20-plus point streak snapped ... Notre Dame's 15 turnovers were the second-most this season ... The Orange's 49.1 percent field goal percentage was the best against the Irish to date ... Notre Dame was outrebounded for just the second time this season ... Syracuse's 10 steals were the most by an Irish opponent ... Scott Martin netted double figures for a season-high third consecutive contest ... Notre Dame's five three throws made and seven attempted were both season lows. | | | | | | | | | | |

| GAME #16 | SJ | NOTRE DAME | | 76 | | | | | | | |
|--|------------------------|------------|-------|------------------------|----|----|-------------|----|----|----|-----|
| | | ST. JOHN'S | | 61 | | | | | | | |
| January 8, 2011 • Notre Dame, Ind. Purcell Pavilion at the Joyce Center | | | | | | | | | | | |
| St. John's | FG-A | 3FG-A | FTA | REB | PF | TP | A | TO | BK | ST | MIN |
| Dwayne Poley II | 5-8 | 0-1 | 2-3 | 3-3-6 | 4 | 12 | 1 | 2 | 1 | 1 | 31 |
| Dele Coker | 1-3 | 0-0 | 1-2 | 0-0-0 | 1 | 3 | 0 | 0 | 0 | 0 | 11 |
| Justin Brownlee | 7-18 | 1-4 | 2-2 | 2-5-7 | 3 | 17 | 1 | 1 | 0 | 1 | 34 |
| D.J. Kennedy | 2-7 | 0-2 | 4-4 | 2-4-6 | 4 | 8 | 0 | 2 | 1 | 0 | 25 |
| Dwight Hardy | 2-5 | 0-1 | 4-4 | 0-0-0 | 2 | 8 | 2 | 4 | 0 | 2 | 31 |
| Malik Boothe | 1-1 | 0-0 | 2-2 | 0-1-1 | 4 | 4 | 3 | 1 | 0 | 1 | 14 |
| Sean Evans | 0-2 | 0-0 | 0-0 | 1-0-1 | 0 | 0 | 0 | 0 | 0 | 0 | 3 |
| Paris Horne | 3-7 | 1-3 | 2-2 | 0-3-3 | 2 | 9 | 2 | 2 | 0 | 1 | 29 |
| Justin Burrell | 0-3 | 0-0 | 0-0 | 1-2-3 | 2 | 0 | 2 | 1 | 0 | 0 | 16 |
| Malik Stith | 0-1 | 0-0 | 0-0 | 0-1-1 | 0 | 0 | 0 | 0 | 0 | 0 | 6 |
| Team | | | | 0-3-3 | | | | 15 | | | |
| Totals | 21-55 | 2-11 | 17-19 | 9-22-31 | 22 | 61 | 9 | 15 | 3 | 6 | 200 |
| Total FG% | 1st Half: 10-27, 37.0% | | | 2nd Half: 11-28, 39.3% | | | Game: 38.2% | | | | |
| 3-PT FG% | 1st Half: 2-7, 28.6% | | | 2nd Half: 0-4, 00.0% | | | Game: 18.2% | | | | |
| FT % | 1st Half: 3-4, 75.0% | | | 2nd Half: 14-15, 93.3% | | | Game: 89.5% | | | | |
| Deadball Rebounds: 0 | | | | | | | | | | | |

| GAME #17 |  | NOTRE DAME MARQUETTE | 57 79 | | | | | | | | |
|--|---|----------------------|--------------|-------------------------------|-----------|-----------|-----------|-----------|----------|----------|--------------------|
| January 10, 2011 • Milwaukee, Wis. Bradley Center | | | | | | | | | | | |
| Notre Dame | FG-A | 3FG-A | FTA | REB | PF | TP | A | TO | BK | ST | MIN |
| Tyrone Nash | 2-5 | 0-0 | 2-4 | 3-2-5 | 4 | 6 | 5 | 2 | 0 | 0 | 26 |
| Tim Abromaitis | 4-8 | 1-3 | 1-1 | 0-4-4 | 4 | 10 | 0 | 3 | 0 | 1 | 33 |
| Eric Atkins | 5-10 | 1-6 | 4-5 | 0-0-0 | 3 | 15 | 2 | 0 | 0 | 1 | 35 |
| Scott Martin | 4-15 | 1-6 | 1-2 | 3-8-11 | 4 | 10 | 1 | 3 | 0 | 0 | 36 |
| Ben Hansbrough | 3-9 | 0-1 | 3-3 | 0-2-2 | 2 | 9 | 2 | 4 | 0 | 3 | 36 |
| Alex Dragicevich | 1-1 | 0-0 | 0-0 | 0-0-0 | 0 | 2 | 1 | 0 | 0 | 0 | 4 |
| Tom Knight | 0-0 | 0-0 | 0-0 | 1-0-1 | 0 | 0 | 0 | 0 | 0 | 0 | 2 |
| Joey Brooks | 1-2 | 0-0 | 1-2 | 1-0-1 | 3 | 3 | 0 | 0 | 0 | 0 | 17 |
| Mike Broghammer | 1-1 | 0-0 | 0-0 | 0-0-0 | 0 | 2 | 0 | 0 | 0 | 0 | 2 |
| Jack Cooley | 0-2 | 0-0 | 0-0 | 1-2-3 | 0 | 0 | 0 | 0 | 0 | 0 | 9 |
| Team | | | | 0-1-1 | | | | | | | 1 |
| Totals | 21-53 | 3-16 | 12-17 | 9-19-28 | 20 | 57 | 11 | 13 | 0 | 7 | 200 |
| Total FG% | 1st Half: 11-29, 37.9% | | | 2nd Half: 10-24, 41.7% | | | | | | | Game: 39.6% |
| 3-PT FG% | 1st Half: 2-9, 22.2% | | | 2nd Half: 1-7, 14.3% | | | | | | | Game: 18.8% |
| FT % | 1st Half: 4-6, 66.7% | | | 2nd Half: 8-11, 72.7% | | | | | | | Game: 70.6% |
| Deadball Rebounds: 3 | | | | | | | | | | | |
| Marquette | FG-A | 3FG-A | FTA | REB | PF | TP | A | TO | BK | ST | MIN |
| Joe Crowder | 6-12 | 4-6 | 2-2 | 1-6-7 | 3 | 18 | 1 | 0 | 0 | 1 | 34 |
| Jimmy Butler | 5-8 | 0-0 | 5-7 | 3-3-6 | 2 | 15 | 4 | 1 | 0 | 1 | 37 |
| Chris Otule | 3-4 | 0-0 | 2-4 | 1-2-3 | 3 | 8 | 0 | 1 | 2 | 0 | 18 |
| Darius Johnson-Odom | 4-9 | 3-5 | 2-2 | 0-2-2 | 4 | 13 | 5 | 3 | 0 | 1 | 27 |
| Dwight Buycks | 7-9 | 5-5 | 2-2 | 1-3-4 | 0 | 21 | 1 | 4 | 0 | 1 | 34 |
| Vander Blue | 0-3 | 0-0 | 2-4 | 1-2-3 | 2 | 2 | 1 | 2 | 0 | 0 | 20 |
| Junior Cadougan | 0-1 | 0-0 | 0-0 | 0-1-1 | 2 | 0 | 4 | 1 | 0 | 0 | 18 |
| Erik Williams | 0-0 | 0-0 | 0-0 | 0-0-0 | 0 | 0 | 0 | 0 | 0 | 0 | 2 |
| Joseph Fulce | 1-2 | 0-0 | 0-0 | 1-2-3 | 0 | 2 | 0 | 0 | 0 | 0 | 4 |
| Jamaal Jones | 0-1 | 0-1 | 0-0 | 0-0-0 | 0 | 0 | 0 | 0 | 0 | 0 | 2 |
| Robert Frozema | 0-0 | 0-0 | 0-0 | 0-0-0 | 0 | 0 | 0 | 0 | 0 | 0 | 1 |
| Davante Gardner | 0-0 | 0-0 | 0-0 | 0-0-0 | 0 | 0 | 0 | 0 | 0 | 0 | 3 |
| Team | | | | 0-4-4 | | | | | | | 1 |
| Totals | 26-49 | 12-17 | 15-21 | 8-25-33 | 16 | 79 | 17 | 12 | 2 | 4 | 200 |
| Total FG% | 1st Half: 11-26, 42.3% | | | 2nd Half: 15-23, 65.2% | | | | | | | Game: 53.1% |
| 3-PT FG% | 1st Half: 6-8, 75.0% | | | 2nd Half: 6-9, 66.7% | | | | | | | Game: 70.6% |
| FT % | 1st Half: 5-7, 71.4% | | | 2nd Half: 10-14, 71.4% | | | | | | | Game: 71.4% |
| Deadball Rebounds: 2 | | | | | | | | | | | |
| SCORE BY PERIODS | | | | | | | | | | | |
| Notre Dame | | | | | | | | | | | |
| Marquette | | | | | | | | | | | |
| OFFICIALS: Karl Hess, John Higgins, Les Jones | | | | | | | | | | | |
| TECHNICALS: Notre Dame - None, Marquette - None | | | | | | | | | | | |
| ATTENDANCE: 16,951 | | | | | | | | | | | |

| GAME #19 |  | NOTRE DAME CINCINNATI | 66 58 | | | | | | | | |
|---|---|-----------------------|--------------|-------------------------------|-----------|-----------|-----------|-----------|----------|----------|--------------------|
| January 19, 2011 • Notre Dame, Ind. Purcell Pavilion at the Joyce Center | | | | | | | | | | | |
| Cincinnati | FG-A | 3FG-A | FTA | REB | PF | TP | A | TO | BK | ST | MIN |
| Rashad Bishop | 2-5 | 1-3 | 0-0 | 2-1-3 | 1 | 5 | 2 | 1 | 0 | 1 | 26 |
| Ibrahim Thomas | 0-5 | 0-1 | 0-0 | 1-4-5 | 3 | 0 | 0 | 0 | 0 | 1 | 20 |
| Yancy Gates | 6-16 | 0-1 | 1-2 | 1-4-5 | 2 | 13 | 1 | 1 | 1 | 1 | 32 |
| Cashmere Wright | 3-7 | 1-3 | 0-0 | 0-3-3 | 3 | 7 | 6 | 1 | 0 | 0 | 23 |
| Dion Dixon | 4-10 | 2-4 | 0-0 | 0-2-2 | 0 | 10 | 2 | 1 | 0 | 0 | 32 |
| Justin Jackson | 0-0 | 0-0 | 0-0 | 1-1-2 | 4 | 0 | 0 | 0 | 0 | 0 | 10 |
| Larry Davis | 1-2 | 1-2 | 0-0 | 0-0-0 | 3 | 3 | 0 | 0 | 0 | 0 | 16 |
| Darnell Wilks | 1-1 | 1-1 | 0-0 | 0-1-1 | 5 | 3 | 2 | 1 | 0 | 0 | 9 |
| Sean Kilpatrick | 6-12 | 1-1 | 3-4 | 2-0-2 | 1 | 16 | 1 | 3 | 1 | 1 | 25 |
| Anthony McClain | 0-0 | 0-0 | 0-0 | 0-2-2 | 0 | 0 | 0 | 0 | 0 | 0 | 3 |
| JaQuon Parker | 0-2 | 0-0 | 1-2 | 1-1-2 | 0 | 1 | 0 | 0 | 0 | 0 | 4 |
| Team | | | | 3-2-5 | | | | | | | 1 |
| Totals | 23-60 | 7-16 | 5-8 | 11-21-32 | 22 | 58 | 14 | 8 | 2 | 4 | 200 |
| Total FG% | 1st Half: 9-31, 29.0% | | | 2nd Half: 14-29, 48.3% | | | | | | | Game: 38.3% |
| 3-PT FG% | 1st Half: 0-4, 00.0% | | | 2nd Half: 7-12, 58.3% | | | | | | | Game: 43.8% |
| FT % | 1st Half: 1-2, 50.0% | | | 2nd Half: 4-6, 66.7% | | | | | | | Game: 62.5% |
| Deadball Rebounds: 3 | | | | | | | | | | | |
| Notre Dame | FG-A | 3FG-A | FTA | REB | PF | TP | A | TO | BK | ST | MIN |
| Tyrone Nash | 6-11 | 0-0 | 1-2 | 3-4-7 | 2 | 13 | 3 | 1 | 1 | 1 | 30 |
| Tim Abromaitis | 4-10 | 2-5 | 2-2 | 0-6-6 | 3 | 12 | 1 | 0 | 0 | 0 | 32 |
| Eric Atkins | 3-3 | 1-1 | 4-4 | 1-2-3 | 3 | 11 | 5 | 3 | 0 | 0 | 36 |
| Scott Martin | 4-8 | 2-2 | 1-3 | 2-6-8 | 1 | 11 | 1 | 2 | 0 | 0 | 34 |
| Ben Hansbrough | 1-8 | 0-2 | 11-12 | 0-3-3 | 2 | 13 | 5 | 2 | 0 | 2 | 39 |
| Joey Brooks | 0-2 | 0-2 | 0-1 | 0-2-2 | 0 | 0 | 0 | 0 | 0 | 0 | 5 |
| Carleton Scott | 2-2 | 2-2 | 0-0 | 0-2-2 | 2 | 6 | 1 | 1 | 1 | 1 | 15 |
| Jack Cooley | 0-0 | 0-0 | 0-0 | 0-0-0 | 1 | 0 | 0 | 1 | 1 | 0 | 9 |
| Team | | | | 0-1-1 | | | | | | | 1 |
| Totals | 20-44 | 7-14 | 19-24 | 6-26-32 | 14 | 66 | 16 | 10 | 3 | 4 | 200 |
| Total FG% | 1st Half: 12-25, 48.0% | | | 2nd Half: 8-19, 42.1% | | | | | | | Game: 45.5% |
| 3-PT FG% | 1st Half: 5-10, 50.0% | | | 2nd Half: 2-4, 50.0% | | | | | | | Game: 50.0% |
| FT % | 1st Half: 4-5, 80.0% | | | 2nd Half: 15-19, 78.9% | | | | | | | Game: 79.2% |
| Deadball Rebounds: 2 | | | | | | | | | | | |
| SCORE BY PERIODS | | | | | | | | | | | |
| Cincinnati | | | | | | | | | | | |
| Notre Dame | | | | | | | | | | | |
| OFFICIALS: Jim Burr, Brian O'Connell, Pat Driscoll | | | | | | | | | | | |
| TECHNICALS: Cincinnati - None, Notre Dame - None | | | | | | | | | | | |
| ATTENDANCE: 8,309 | | | | | | | | | | | |

Notes: Notre Dame improved to 12-0 at home at Purcell Pavilion ... The Irish had all five starters in double figures for the fourth time this season and the first time in BIG EAST play ... Tim Abromaitis netted double figures for a personal-best 10th straight game ... Abromaitis and Ben Hansbrough have each scored in double figures in a season-high 17 contests ... Abromaitis has scored in double figures in 14 straight BIG EAST games and in 23 of 25 conference outings ... Tyrone Nash reached double figures for the ninth time, while Scott Martin notched double figures for the 10th time ... Notre Dame improved to 14-0 when making more free throws than its opponent ... Cincinnati's 19 first-half points marked the third time this season that the Irish have held an opponent to under 20 points in the opening stanza ... Notre Dame improved to 7-3 all-time against Cincinnati and 3-0 at Purcell Pavilion.

| GAME #18 |  | NOTRE DAME ST. JOHN'S | 54 72 | | | | | | | | |
|--|--|-----------------------|--------------|-------------------------------|-----------|-----------|-----------|-----------|----------|----------|--------------------|
| January 16, 2011 • New York, N.Y. Madison Square Garden | | | | | | | | | | | |
| Notre Dame | FG-A | 3FG-A | FTA | REB | PF | TP | A | TO | BK | ST | MIN |
| Tyrone Nash | 3-4 | 0-0 | 1-4 | 1-2-3 | 5 | 7 | 2 | 2 | 0 | 0 | 23 |
| Scott Martin | 2-7 | 0-2 | 0-1 | 1-3-4 | 4 | 4 | 0 | 2 | 0 | 0 | 29 |
| Tim Abromaitis | 4-11 | 1-4 | 1-1 | 1-2-3 | 4 | 10 | 0 | 5 | 0 | 1 | 35 |
| Eric Atkins | 0-2 | 0-1 | 8-10 | 0-1-1 | 2 | 8 | 7 | 4 | 0 | 3 | 38 |
| Ben Hansbrough | 6-10 | 2-6 | 4-4 | 0-4-4 | 4 | 18 | 2 | 3 | 0 | 0 | 34 |
| Tom Kopko | 0-0 | 0-0 | 0-0 | 0-0-0 | 0 | 0 | 0 | 0 | 0 | 0 | 1 |
| Alex Dragicevich | 0-2 | 0-2 | 1-2 | 0-0-0 | 0 | 1 | 0 | 1 | 0 | 0 | 3 |
| Tom Knight | 0-0 | 0-0 | 0-0 | 0-0-0 | 0 | 0 | 0 | 0 | 0 | 0 | 1 |
| Joey Brooks | 1-1 | 0-0 | 2-6 | 0-4-4 | 3 | 4 | 0 | 2 | 0 | 2 | 24 |
| Mike Broghammer | 0-0 | 0-0 | 0-0 | 0-0-0 | 0 | 0 | 0 | 0 | 1 | 0 | 2 |
| Jack Cooley | 0-2 | 0-0 | 2-4 | 1-1-2 | 2 | 2 | 0 | 0 | 1 | 0 | 10 |
| Team | | | | 1-2-3 | | | | | | | 1 |
| Totals | 16-39 | 3-15 | 19-32 | 5-19-24 | 25 | 54 | 11 | 20 | 2 | 6 | 200 |
| Total FG% | 1st Half: 4-14, 28.6% | | | 2nd Half: 12-25, 48.0% | | | | | | | Game: 41.0% |
| 3-PT FG% | 1st Half: 1-7, 14.3% | | | 2nd Half: 2-8, 25.0% | | | | | | | Game: 20.0% |
| FT % | 1st Half: 10-20, 50.0% | | | 2nd Half: 9-12, 75.0% | | | | | | | Game: 59.4% |
| Deadball Rebounds: 4 | | | | | | | | | | | |
| St. John's | FG-A | 3FG-A | FTA | REB | PF | TP | A | TO | BK | ST | MIN |
| Dwayne Polec III | 2-4 | 0-1 | 0-0 | 0-2-2 | 4 | 4 | 1 | 0 | 1 | 0 | 17 |
| D.J. Kennedy | 4-7 | 1-1 | 5-5 | 1-7-8 | 2 | 14 | 1 | 1 | 0 | 1 | 27 |
| Justin Brownlee | 5-8 | 0-1 | 1-1 | 0-5-5 | 3 | 11 | 1 | 1 | 0 | 2 | 22 |
| Dwight Hardy | 4-6 | 1-2 | 3-4 | 1-3-4 | 3 | 12 | 4 | 2 | 0 | 0 | 29 |
| Paris Horne | 1-7 | 0-1 | 5-6 | 1-4-5 | 4 | 7 | 2 | 3 | 0 | 0 | 35 |
| Malik Boothe | 3-6 | 2-3 | 6-6 | 0-3-3 | 2 | 14 | 1 | 3 | 0 | 1 | 24 |
| Sean Evans | 0-1 | 0-0 | 0-0 | 1-1-2 | 1 | 0 | 0 | 1 | 0 | 0 | 8 |
| Dele Coker | 0-0 | 0-0 | 0-0 | 0-0-0 | 1 | 0 | 0 | 2 | 0 | 0 | 2 |
| Justin Burrell | 1-2 | 0-0 | 3-5 | 0-0-0 | 4 | 5 | 0 | 2 | 0 | 0 | 16 |
| Malik Stith | 1-3 | 0-0 | 1-2 | 0-2-2 | 1 | 3 | 0 | 1 | 0 | 3 | 18 |
| Cameron Edison | 1-1 | 0-0 | 0-0 | 0-0-0 | 0 | 2 | 0 | 0 | 0 | 0 | 1 |
| Kevin Clark | 0-0 | | | | | | | | | | |

| GAME #21 | PITT | | NOTRE DAME | | 56 | | |
|------------------------------------|-----------------------|-------------|------------------------|-----------------|--------------------|-----------|----------------------|
| | | | PITTSBURGH | | | 51 | |
| January 24, 2011 • Pittsburgh, Pa. | | | | | | | |
| Peterson Events Center | | | | | | | |
| Notre Dame | FG-A | 3FG-A | FTA | REB | PF | TP | A TO BK ST MIN |
| Tyrone Nash | 1-2 | 0-0 | 3-5 | 1-3-4 | 2 | 5 | 2 2 1 0 30 |
| Tim Abramaitis | 0-0 | 0-0 | 2-2 | 1-1-2 | 1 | 2 | 0 0 1 0 29 |
| Carleton Scott | 5-11 | 5-6 | 1-1 | 3-6-9 | 2 | 16 | 0 0 1 0 34 |
| Scott Martin | 3-10 | 3-6 | 1-2 | 0-1-1 | 2 | 10 | 1 1 0 0 36 |
| Ben Hansbrough | 8-14 | 1-6 | 2-3 | 1-3-4 | 3 | 19 | 7 5 0 1 39 |
| Eric Atkins | 1-1 | 0-0 | 0-0 | 0-0-0 | 0 | 2 | 1 0 0 0 1 22 |
| Jack Cooley | 1-1 | 0-0 | 0-0 | 0-1-1 | 2 | 2 | 0 0 1 0 10 |
| Team | | | | 1-1-2 | | | 2 |
| Totals | 19-39 | 9-18 | 9-13 | 7-16-23 | 12 | 56 | 11 10 4 2 200 |
| Total FG% | 8-21, 38.1% | | 2nd Half: 11-18, 61.1% | | Game: 48.7% | | |
| 3-PT FG% | 1st Half: 5-10, 50.0% | | 2nd Half: 4-8, 50.0% | | Game: 50.0% | | |
| FT % | 1st Half: 2-3, 66.7% | | 2nd Half: 7-10, 70.0% | | Game: 69.2% | | |
| Deadball Rebounds: | 1 | | | | | | |
| Pittsburgh | FG-A | 3FG-A | FTA | REB | PF | TP | A TO BK ST MIN |
| Gilbert Brown | 3-7 | 1-4 | 6-6 | 4-2-6 | 2 | 13 | 1 0 2 0 35 |
| Nasir Robinson | 1-4 | 0-0 | 2-4 | 4-1-5 | 3 | 4 | 1 1 0 1 30 |
| Gary McGhee | 2-4 | 0-0 | 1-4 | 3-4-7 | 1 | 5 | 0 0 1 0 26 |
| Ashton Gibbs | 4-13 | 1-5 | 0-0 | 1-0-1 | 2 | 9 | 2 2 0 0 33 |
| Brad Wanamaker | 5-12 | 2-4 | 0-0 | 0-5-5 | 1 | 12 | 3 3 0 2 36 |
| Travon Woodall | 2-2 | 2-2 | 0-0 | 0-1-1 | 2 | 6 | 2 2 0 0 1 18 |
| Dante Taylor | 1-3 | 0-0 | 0-2 | 0-2-2 | 1 | 2 | 0 0 0 0 13 |
| Lamar Patterson | 0-0 | 0-0 | 0-0 | 0-0-0 | 0 | 0 | 0 0 0 0 0 6 |
| Talib Zanna | 0-0 | 0-0 | 0-0 | 0-1-1 | 0 | 0 | 0 0 0 0 0 3 |
| Team | | | | 1-0-1 | | | |
| Totals | 18-45 | 6-15 | 9-16 | 13-16-29 | 14 | 51 | 9 8 3 4 200 |
| Total FG% | 9-23, 39.1% | | 2nd Half: 9-22, 40.9% | | Game: 40.0% | | |
| 3-PT FG% | 1st Half: 5-10, 50.0% | | 2nd Half: 1-5, 20.0% | | Game: 40.3% | | |
| FT % | 1st Half: 5-8, 62.5% | | 2nd Half: 4-8, 50.0% | | Game: 56.3% | | |
| Deadball Rebounds: | 4 | | | | | | |

SCORE BY PERIODS
 1 2 F
 Notre Dame 23 33 56
 Pittsburgh 28 23 51

OFFICIALS: Ed Corbett, Michael Stephens, Tony Greene
TECHNICALS: Notre Dame - None, Pittsburgh - None
ATTENDANCE: 12,591

Notes: Notre Dame had been winless at the Peterson Events Center (0-5) prior to the victory in which it held Pittsburgh to its lowest point total of the season ... The Irish had not beaten the Panthers on their home floor since Jan. 12, 2002 ... Notre Dame snapped Pittsburgh's 20-game home win streak as the Panthers suffered just their 12 (11th against a BIG EAST team) loss in 157 games at the Peterson Events Center ... It was Notre Dame's third straight win over the Panthers and the first three-game win streak for the Irish against Pittsburgh in BIG EAST play ... This was the first game in which Notre Dame was outrebounded but still won the game ... Ben Hansbrough outscored Pittsburgh 13-12 in the final 9:22 of the contest as he scored 15 of his game-high 19 points in the second half ... Carleton Scott netted double figures for the second straight game ... Scott Martin tallied double figures for the ninth time in 10 games ... This was the highest ranked team a Notre Dame squad under Mike Brey had beaten on the road in a true road game and matched the highest ranked opponent an Irish team had defeated in the Brey era ... Notre Dame's last win over a top-five team on the road had been against No. 2-ranked Connecticut in Hartford, Conn., (75-70) on Jan. 2, 2000.

| GAME #23 | R | | NOTRE DAME | | 76 | | |
|--|-----------------------|-------------|------------------------|----------------|--------------------|-----------|---------------------|
| | | | RUTGERS | | | 69 | |
| February 6, 2011 • Notre Dame, Ind. | | | | | | | |
| Purcell Pavilion at the Joyce Center | | | | | | | |
| Rutgers | FG-A | 3FG-A | FTA | REB | PF | TP | A TO BK ST MIN |
| Jonathan Mitchell | 9-14 | 5-8 | 1-1 | 1-6-7 | 2 | 24 | 3 0 0 1 30 |
| Gilvydas Biruta | 3-4 | 0-0 | 2-2 | 1-2-3 | 5 | 8 | 1 2 0 2 21 |
| James Beatty | 1-5 | 1-5 | 0-0 | 1-1-2 | 4 | 3 | 4 1 0 3 34 |
| Dane Miller | 5-13 | 0-0 | 1-2 | 1-4-5 | 2 | 11 | 2 1 1 0 28 |
| Mike Coburn | 4-13 | 0-5 | 1-3 | 1-1-2 | 2 | 9 | 5 1 0 2 34 |
| Austin Carroll | 1-1 | 1-1 | 1-2 | 0-0-0 | 2 | 4 | 1 1 0 1 8 |
| Robert Lumpkins | 2-4 | 0-1 | 0-0 | 0-1-1 | 2 | 4 | 0 0 0 0 18 |
| Austin Johnson | 0-2 | 0-0 | 0-0 | 1-2-3 | 4 | 0 | 0 0 0 0 6 |
| Mike Poole | 2-6 | 0-0 | 2-2 | 1-5-6 | 3 | 6 | 0 1 1 0 21 |
| Team | | | | 2-0-2 | | | |
| Totals | 27-62 | 7-20 | 8-12 | 9-22-31 | 26 | 69 | 16 7 2 9 200 |
| Total FG% | 14-29, 48.3% | | 2nd Half: 13-33, 39.4% | | Game: 43.5% | | |
| 3-PT FG% | 1st Half: 3-7, 42.9% | | 2nd Half: 4-13, 30.8% | | Game: 35.0% | | |
| FT % | 1st Half: 2-4, 50.0% | | 2nd Half: 6-8, 75.0% | | Game: 66.7% | | |
| Deadball Rebounds: | 1 | | | | | | |
| Notre Dame | FG-A | 3FG-A | FTA | REB | PF | TP | A TO BK ST MIN |
| Tyrone Nash | 2-6 | 0-0 | 4-6 | 0-5-5 | 5 | 8 | 0 1 0 0 31 |
| Tim Abramaitis | 4-8 | 1-4 | 1-2 | 1-7-8 | 1 | 10 | 1 2 0 0 33 |
| Carleton Scott | 4-6 | 2-2 | 2-2 | 3-8-11 | 2 | 12 | 0 0 3 1 34 |
| Scott Martin | 3-6 | 0-1 | 8-9 | 1-1-2 | 2 | 14 | 3 1 0 0 34 |
| Ben Hansbrough | 6-15 | 2-8 | 11-13 | 1-5-6 | 0 | 25 | 5 4 0 1 39 |
| Eric Atkins | 2-4 | 0-0 | 1-2 | 0-2-2 | 3 | 5 | 6 1 0 2 23 |
| Joey Brooks | 0-0 | 0-0 | 0-0 | 0-0-0 | 0 | 0 | 0 0 0 0 2 |
| Jack Cooley | 1-2 | 0-0 | 0-0 | 0-1-1 | 0 | 2 | 0 0 1 0 4 |
| Team | | | | 0-1-1 | | | |
| Totals | 22-47 | 5-15 | 27-34 | 7-29-36 | 13 | 76 | 15 9 4 4 200 |
| Total FG% | 14-27, 51.9% | | 2nd Half: 8-20, 40.0% | | Game: 46.8% | | |
| 3-PT FG% | 1st Half: 5-13, 38.5% | | 2nd Half: 0-2, 00.0% | | Game: 33.3% | | |
| FT % | 1st Half: 4-4, 100.0% | | 2nd Half: 23-30, 76.7% | | Game: 79.4% | | |
| Deadball Rebounds: | 3 | | | | | | |
| SCORE BY PERIODS | 1 2 F | | | | | | |
| Rutgers | 33 | 36 | 69 | | | | |
| Notre Dame | 37 | 39 | 76 | | | | |
| OFFICIALS: Karl Hess, Joe Lindsay, James Breeding TECHNICALS: Rutgers - None, Notre Dame - None ATTENDANCE: 8,139 | | | | | | | |
| Notes: Notre Dame improved to 17-12 all-time against Rutgers as the Irish won their seventh straight against the Scarlet Knights at Purcell Pavilion ... Notre Dame's 19-4 start matches the best 23-game record for the Irish under Mike Brey ... The 8-3 BIG EAST record over 11 games is the best 11-game start since going 8-3 in 2007-08 ... Notre Dame won its fifth straight conference outing, marking the first five-game regular-season conference win streak since 2007-08 ... The Irish had four players in double figures for the ninth time this season ... Ben Hansbrough netted 20-plus points for the third time in four games and the ninth time overall during the 2010-11 campaign ... Carleton Scott notched his fifth double-double of the season ... Scott Martin scored in double figures for the fifth straight game ... Notre Dame improved to 14-0 at home this season and has won 16 straight games at Purcell Pavilion dating back to last season. | | | | | | | |

| GAME #22 | DEPAUL | | NOTRE DAME | | 83 | | |
|---|------------------------|-------------|------------------------|-----------------|--------------------|-----------|----------------------|
| | | | DEPAUL | | | 58 | |
| February 3, 2011 • Rosemont, Ill. | | | | | | | |
| Allstate Arena | | | | | | | |
| Notre Dame | FG-A | 3FG-A | FTA | REB | PF | TP | A TO BK ST MIN |
| Tyrone Nash | 3-6 | 1-1 | 3-4 | 5-3-8 | 1 | 10 | 4 3 0 1 32 |
| Tim Abramaitis | 4-9 | 1-3 | 4-4 | 2-2-4 | 3 | 13 | 1 2 0 3 29 |
| Carleton Scott | 3-10 | 0-5 | 2-2 | 1-4-5 | 2 | 8 | 3 2 2 2 0 32 |
| Scott Martin | 6-10 | 1-2 | 2-2 | 1-6-7 | 2 | 15 | 1 0 0 2 30 |
| Ben Hansbrough | 7-12 | 5-8 | 5-9 | 1-2-3 | 1 | 24 | 3 1 0 1 34 |
| Eric Atkins | 2-3 | 1-2 | 1-1 | 1-1-2 | 0 | 6 | 3 0 0 0 21 |
| Tom Kopko | 0-0 | 0-0 | 0-0 | 0-0-0 | 0 | 0 | 0 1 0 0 0 1 |
| Alex Dragicevich | 0-0 | 0-0 | 0-0 | 0-0-0 | 0 | 0 | 0 0 0 0 0 3 |
| Tom Knight | 1-1 | 0-0 | 0-0 | 0-0-0 | 0 | 2 | 0 0 0 0 0 2 |
| Joey Brooks | 0-0 | 0-0 | 2-2 | 0-0-0 | 0 | 2 | 0 0 1 0 0 9 |
| Jack Cooley | 1-2 | 0-0 | 1-2 | 0-1-1 | 3 | 3 | 1 0 0 0 7 |
| Team | | | | 2-2-4 | | | |
| Totals | 27-53 | 9-21 | 20-26 | 13-22-35 | 12 | 83 | 17 9 2 7 200 |
| Total FG% | 1st Half: 13-28, 46.4% | | 2nd Half: 14-25, 56.0% | | Game: 50.9% | | |
| 3-PT FG% | 1st Half: 5-12, 41.7% | | 2nd Half: 4-9, 44.4% | | Game: 42.9% | | |
| FT % | 1st Half: 6-10, 60.0% | | 2nd Half: 14-16, 87.5% | | Game: 76.9% | | |
| Deadball Rebounds: | 1 | | | | | | |
| DePaul | FG-A | 3FG-A | FTA | REB | PF | TP | A TO BK ST MIN |
| Cleveland Melvin | 2-9 | 0-0 | 0-0 | 5-5-10 | 2 | 4 | 0 3 1 1 29 |
| Krys Faber | 2-7 | 0-0 | 2-2 | 3-3-6 | 5 | 6 | 0 2 1 0 22 |
| Jeremiah Kelly | 2-6 | 2-6 | 0-0 | 1-1-2 | 4 | 6 | 1 1 0 2 25 |
| Brandon Young | 5-14 | 2-8 | 4-4 | 1-1-2 | 1 | 16 | 4 5 0 0 33 |
| Jimmy Drew | 4-6 | 2-6 | 0-0 | 1-2-3 | 1 | 6 | 0 2 0 0 24 |
| Michael Bizoukas | 1-2 | 1-1 | 0-0 | 0-0-0 | 2 | 3 | 3 1 0 1 0 18 |
| Mario Stula | 0-0 | 0-0 | 0-0 | 0-0-0 | 0 | 0 | 0 0 0 0 0 2 |
| Moses Morgan | 3-6 | 2-4 | 2-2 | 0-3-3 | 2 | 10 | 1 2 2 0 21 |
| Tony Freeland | 2-4 | 0-0 | 3-6 | 3-2-5 | 4 | 7 | 2 1 0 0 25 |
| Edmond McGhee | 0-0 | 0-0 | 0-2 | 2-0-2 | 1 | 0 | 0 0 1 0 0 1 |
| Team | | | | 1-2-3 | | | |
| Totals | 19-54 | 9-25 | 11-16 | 17-19-36 | 22 | 58 | 11 18 4 4 200 |
| Total FG% | 8-25, 32.0% | | 2nd Half: 11-29, 37.9% | | Game: 35.2% | | |
| 3-PT FG% | 1st Half: 3-12, 25.0% | | 2nd Half: 6-13, 46.2% | | Game: 36.0% | | |
| FT % | 1st Half: 5-6, 83.3% | | 2nd Half: 6-10, 60.0% | | Game: 68.8% | | |
| Deadball Rebounds: | 4 | | | | | | |
| SCORE BY PERIODS | 1 2 F | | | | | | |
| Notre Dame | 37 | 46 | 83 | | | | |
| DePaul | 24 | 34 | 58 | | | | |
| OFFICIALS: Ed Corbett, Tim Higgins, Sean Corbin TECHNICALS: Notre Dame - None, DePaul - None ATTENDANCE: 10,982 | | | | | | | |
| Notes: This was the 101st meeting between the two schools ... With the victory, Notre Dame won its sixth straight in the series ... It's the longest win streak for an Irish team against DePaul since a nine-game win streak from 1968-74 when the two schools met twice annually ... It's the longest win streak by any of the two teams as member of the BIG EAST ... The Irish also won their third straight at Allstate Arena ... Notre Dame's 18-4 start matches its best 22-game record under Mike Brey ... It's the fourth time during the Brey era that Notre Dame has been 18-4 after 22 games ... Ben Hansbrough topped the 20-plus point mark for a team-best eighth time ... Tyrone Nash reached double figures for the third time in the last four games ... Scott Martin notched his fourth consecutive double-figure scoring outing and 11th time overall ... Nash made his first career three-pointer in the game ... Notre Dame committed fewer than 10 turnovers in a game for the seventh time this season ... The 25-point margin of victory was Notre Dame's first win of 20 or more points in BIG EAST play since a 33-point victory (90-57) over Louisville during the 2008-09 campaign ... The last 20-plus point win for an Irish team in a BIG EAST road game was a 26-point win (95-69) at Seton Hall during the 2007-08 campaign ... Notre Dame scored 80-plus points for the 10th time this season (twice in BIG EAST play). | | | | | | | |

SCORE BY PERIODS
 1 2 F
 Notre Dame 37 46 83
 DePaul 24 34 58

OFFICIALS: Ed Corbett, Tim Higgins, Sean Corbin
TECHNICALS: Notre Dame - None, DePaul - None
ATTENDANCE: 10,982

Notes: This was the 101st meeting between the two schools ... With the victory, Notre Dame won its sixth straight in the series ... It's the longest win streak for an Irish team against DePaul since a nine-game win streak from 1968-74 when the two schools met twice annually ... It's the longest win streak by any of the two teams as member of the BIG EAST ... The Irish also won their third straight at Allstate Arena ... Notre Dame's 18-4 start matches its best 22-game record under Mike Brey ... It's the fourth time during the Brey era that Notre Dame has been 18-4 after 22 games ... Ben Hansbrough topped the 20-plus point mark for a team-best eighth time ... Tyrone Nash reached double figures for the third time in the last four games ... Scott Martin notched his fourth consecutive double-figure scoring outing and 11th time overall ... Nash made his first career three-pointer in the game ... Notre Dame committed fewer than 10 turnovers in a game for the seventh time this season ... The 25-point margin of victory was Notre Dame's first win of 20 or more points in BIG EAST play since a 33-point victory (90-57) over Louisville during the 2008-09 campaign ... The last 20-plus point win for an Irish team in a BIG EAST road game was a 26-point win (95-69) at Seton Hall during the 2007-08 campaign ... Notre Dame scored 80-plus points for the 10th time this season (twice in BIG EAST play).

| GAME #24 | NOTRE DAME | | NOTRE DAME | | 89 | | |
|--------------------------------------|-----------------------|-------------|------------------------|----------------|-----------------------|-----------|----------------------|
| | | | LOUISVILLE | | | 79 | |
| February 9, 2011 • Notre Dame, Ind. | | | | | | | |
| Purcell Pavilion at the Joyce Center | | | | | | | |
| Louisville | FG-A | 3FG-A | FTA | REB | PF | TP | A TO BK ST MIN |
| Terrence Jennings | 7-11 | 0-0 | 0-2 | 4-3-7 | 5 | 14 | 1 1 1 0 35 |
| Preston Knowles | 5-17 | 3-7 | 0-0 | 0-1-1 | 4 | 13 | 3 2 0 2 34 |
| Peyton Siva | 4-9 | 1-3 | 0-1 | 0-2-2 | 3 | 9 | 7 4 0 0 38 |
| Chris Smith | 3-8 | 0-3 | 2-2 | 0-3-3 | 1 | 8 | 5 1 0 1 42 |
| Kyle Kuric | 9-14 | 4-7 | 6-6 | 2-4-6 | 4 | 28 | 1 1 0 1 43 |
| George Goode | 1-2 | 0-0 | 0-0 | 1-2-3 | 0 | 2 | 0 0 1 0 8 |
| Elisha Justice | 1-2 | 0-0 | 0-0 | 0-3-3 | 1 | 2 | 1 0 0 0 7 |
| Mike Marra | 1-1 | 1-1 | 0-0 | 0-3-3 | 1 | 3 | 1 0 0 0 0 16 |
| Stephan Van Treese | 0-0 | 0-0 | 0-0 | 0-1-1 | 0 | 0 | 0 0 0 0 0 2 |
| Team | | | | 1-0-1 | | | |
| Totals | 31-64 | 9-21 | 8-11 | 8-22-30 | 19 | 79 | 19 10 2 4 225 |
| Total FG% | 18-32, 56.3% | | 2nd Half: 11-24, 45.8% | | OT: 2-8, 25.0% | | |
| 3-PT FG% | 1st Half: 5-10, 50.0% | | 2nd Half: 3-9, 33.3% | | OT: 1-2, 50.0% | | |
| FT % | 1st Half: 3-4, 75.0% | | 2nd Half: 5-7, 71.4% | | OT: 0-0, 00.0% | | |
| Game: 48.4% | | | | | | | |
| Game: 42.9% | | | | | | | |
| Game: 72.7% | | | | | | | |
| Deadball Rebounds: | 1 | | | | | | |
| Notre Dame | FG-A | 3FG-A | FTA | REB | PF | TP | A TO BK ST MIN |
| Tyrone Nash | 2-6 | 0-0 | 3-6 | 3-3-6 | 2 | 7 | 1 1 0 0 0 28 |
| Tim Abramaitis | 6-13 | 2-4 | 9-9 | 3-5-8 | 1 | 23 | 2 1 0 1 44 |
| Carleton Scott | 5-11 | 1-2 | 5-7 | 2-6-8 | 2 | 16 | 1 0 2 1 34 |

2010-11 Notre Dame Men's Basketball
 Notre Dame Combined Team Statistics (as of Feb 09, 2011)
 All games

| RECORD: | OVERALL | HOME | AWAY | NEUTRAL |
|----------------|---------|------|------|---------|
| ALL GAMES | 20-4 | 15-0 | 2-3 | 3-1 |
| CONFERENCE | 9-3 | 7-0 | 2-3 | 0-0 |
| NON-CONFERENCE | 11-1 | 8-0 | 0-0 | 3-1 |

| # | Player | gp-gs | min | avg | Total | | 3-Point | | F-Throw | | Rebounds | | | | pf | dq | a | to | blk | stl | pts | avg |
|----------------|-------------------|-------|------|------|----------|------|---------|-------|---------|-------|----------|-----|-----|------|-----|----|-----|-----|-----|-----|------|------|
| | | | | | fg-fga | fg% | 3fg-fga | 3fg% | ft-fa | ft% | off | def | tot | avg | | | | | | | | |
| 23 | HANSBROUGH, Ben | 24-24 | 841 | 35.0 | 129-277 | .466 | 58-138 | .420 | 105-129 | .814 | 20 | 72 | 92 | 3.8 | 60 | 0 | 95 | 56 | 1 | 29 | 421 | 17.5 |
| 21 | ABROMAITIS, Tim | 24-24 | 815 | 34.0 | 108-247 | .437 | 46-117 | .393 | 83-102 | .814 | 34 | 122 | 156 | 6.5 | 45 | 0 | 42 | 42 | 12 | 20 | 345 | 14.4 |
| 34 | SCOTT, Carleton | 20-19 | 583 | 29.2 | 80-162 | .494 | 31-79 | .392 | 44-50 | .880 | 27 | 107 | 134 | 6.7 | 47 | 1 | 42 | 23 | 35 | 13 | 235 | 11.8 |
| 14 | MARTIN, Scott | 23-23 | 692 | 30.1 | 80-191 | .419 | 22-68 | .324 | 50-75 | .667 | 25 | 88 | 113 | 4.9 | 46 | 0 | 43 | 34 | 5 | 8 | 232 | 10.1 |
| 01 | NASH, Tyrone | 24-24 | 687 | 28.6 | 66-143 | .462 | 1-1 | 1.000 | 97-139 | .698 | 57 | 82 | 139 | 5.8 | 59 | 3 | 62 | 41 | 14 | 9 | 230 | 9.6 |
| 00 | ATKINS, Eric | 24-6 | 665 | 27.7 | 52-116 | .448 | 19-51 | .373 | 42-59 | .712 | 13 | 40 | 53 | 2.2 | 41 | 0 | 87 | 29 | 1 | 19 | 165 | 6.9 |
| 45 | COOLEY, Jack | 24-0 | 251 | 10.5 | 38-59 | .644 | 0-0 | .000 | 15-25 | .600 | 32 | 35 | 67 | 2.8 | 38 | 0 | 7 | 8 | 13 | 5 | 91 | 3.8 |
| 32 | BROOKS, Joey | 20-0 | 182 | 9.1 | 11-29 | .379 | 1-11 | .091 | 15-33 | .455 | 6 | 21 | 27 | 1.4 | 18 | 0 | 10 | 14 | 0 | 9 | 38 | 1.9 |
| 12 | DRAGICEVICH, Alex | 9-0 | 47 | 5.2 | 4-13 | .308 | 1-6 | .167 | 8-10 | .800 | 3 | 5 | 8 | 0.9 | 1 | 0 | 2 | 1 | 0 | 0 | 17 | 1.9 |
| 25 | KNIGHT, Tom | 10-0 | 41 | 4.1 | 8-16 | .500 | 0-0 | .000 | 2-2 | 1.000 | 7 | 7 | 14 | 1.4 | 1 | 0 | 2 | 1 | 2 | 0 | 18 | 1.8 |
| 33 | BROGHAMMER, Mike | 10-0 | 52 | 5.2 | 8-20 | .400 | 0-0 | .000 | 2-6 | .333 | 6 | 4 | 10 | 1.0 | 8 | 0 | 1 | 2 | 2 | 0 | 18 | 1.8 |
| 05 | KOPKO, Tom | 8-0 | 19 | 2.4 | 1-6 | .167 | 1-4 | .250 | 0-0 | .000 | 2 | 0 | 2 | 0.3 | 0 | 0 | 3 | 0 | 0 | 0 | 3 | 0.4 |
| Team | | | | | | | | | | | 34 | 41 | 75 | | 1 | | 8 | | | | | |
| Total..... | | 24 | 4875 | | 585-1279 | .457 | 180-475 | .379 | 463-630 | .735 | 266 | 624 | 890 | 37.1 | 365 | 4 | 396 | 259 | 85 | 112 | 1813 | 75.5 |
| Opponents..... | | 24 | 4875 | | 572-1388 | .412 | 160-454 | .352 | 255-356 | .716 | 245 | 520 | 765 | 31.9 | 520 | - | 337 | 265 | 79 | 126 | 1559 | 65.0 |

| TEAM STATISTICS | ND | OPP | Date | Opponent | Score | Att. |
|------------------------|----------|----------|------------|------------------|-----------|-------|
| SCORING | 1813 | 1559 | 11-12-10 | GEORGIA SOUTHERN | w 98-61 | 8165 |
| Points per game | 75.5 | 65.0 | 11-14-10 | LIBERTY | w 72-51 | 6478 |
| Scoring margin | +10.6 | - | 11-17-10 | CHICAGO STATE | w 102-62 | 6252 |
| FIELD GOALS-ATT | 585-1279 | 572-1388 | 11-22-10 | MAINE | w 97-72 | 6303 |
| Field goal pct | .457 | .412 | ^ 11-25-10 | vs Georgia | wo2 89-83 | 2973 |
| 3 POINT FG-ATT | 180-475 | 160-454 | ^ 11-26-10 | vs California | w 57-44 | 2932 |
| 3-point FG pct | .379 | .352 | ^ 11-28-10 | vs Wisconsin | w 58-51 | 3428 |
| 3-pt FG made per game | 7.5 | 6.7 | 11-30-10 | INDIANA STATE | w 81-72 | 7080 |
| FREE THROWS-ATT | 463-630 | 255-356 | @ 12-8-10 | vs Kentucky | L 58-72 | 17404 |
| Free throw pct | .735 | .716 | 12-11-10 | GONZAGA | w 83-79 | 8570 |
| F-Throws made per game | 19.3 | 10.6 | 12-19-10 | STONY BROOK | w 88-62 | 6211 |
| REBOUNDS | 890 | 765 | 12-22-10 | UMBC | w 93-53 | 6265 |
| Rebounds per game | 37.1 | 31.9 | * 12-29-10 | GEORGETOWN | w 69-55 | 9149 |
| Rebounding margin | +5.2 | - | * 1-1-11 | at Syracuse | L 58-70 | 23058 |
| ASSISTS | 396 | 337 | * 1-4-11 | CONNECTICUT | w 73-70 | 7291 |
| Assists per game | 16.5 | 14.0 | * 1-8-11 | ST. JOHN'S | w 76-61 | 8032 |
| TURNOVERS | 259 | 265 | * 1-10-11 | at Marquette | L 57-79 | 16951 |
| Turnovers per game | 10.8 | 11.0 | * 1-16-11 | at ST. JOHN'S | L 54-72 | 8550 |
| Turnover margin | +0.3 | - | * 1-19-11 | CINCINNATI | w 66-58 | 8309 |
| Assist/turnover ratio | 1.5 | 1.3 | * 1-22-11 | MARQUETTE | w 80-75 | 9149 |
| STEALS | 112 | 126 | * 1-24-11 | at PITT | w 56-51 | 12591 |
| Steals per game | 4.7 | 5.3 | * 2-3-11 | at DePaul | w 83-58 | 10982 |
| BLOCKS | 85 | 79 | * 2-6-11 | RUTGERS | w 76-69 | 8139 |
| Blocks per game | 3.5 | 3.3 | * 2-9-11 | LOUISVILLE | Wot 89-79 | 8659 |
| ATTENDANCE | 114052 | 98869 | | | | |
| Home games-Avg/Game | 15-7603 | 5-14426 | | | | |
| Neutral site-Avg/Game | - | 4-6684 | | | | |

* = Conference game
 ^ = Old Spice Classic (Orlando, Fla.)
 @ = SEC/BIG EAST Invitational (Louisville, Ky.)

| Score by Periods | 1st | 2nd | OT | OT2 | Totals |
|------------------|-----|-----|----|-----|--------|
| Notre Dame | 887 | 884 | 22 | 20 | 1813 |
| Opponents | 705 | 828 | 12 | 14 | 1559 |

2010-11 Notre Dame Men's Basketball
 Notre Dame Season Box Score (as of Feb 09, 2011)
 All games

| RECORD: | OVERALL | HOME | AWAY | NEUTRAL |
|----------------|---------|------|------|---------|
| ALL GAMES | 20-4 | 15-0 | 2-3 | 3-1 |
| CONFERENCE | 9-3 | 7-0 | 2-3 | 0-0 |
| NON-CONFERENCE | 11-1 | 8-0 | 0-0 | 3-1 |

| ## | Player | gp-gs | min | avg | Total | | 3-Point | | F-Throw | | Rebounds | | | | | a | to | blk | stl | pts | avg | |
|----------------|-------------------|-------|------|------|----------|------|---------|-------|---------|-------|----------|-----|-----|------|-----|---|-----|-----|-----|-----|------|------|
| | | | | | fg-fga | fg% | 3fg-fga | 3fg% | ft-fa | ft% | off | def | tot | avg | pf | | | | | | | dq |
| 23 | HANSBROUGH, Ben | 24-24 | 841 | 35.0 | 129-277 | .466 | 58-138 | .420 | 105-129 | .814 | 20 | 72 | 92 | 3.8 | 60 | 0 | 95 | 56 | 1 | 29 | 421 | 17.5 |
| 21 | ABROMAITIS, Tim | 24-24 | 815 | 34.0 | 108-247 | .437 | 46-117 | .393 | 83-102 | .814 | 34 | 122 | 156 | 6.5 | 45 | 0 | 42 | 42 | 12 | 20 | 345 | 14.4 |
| 34 | SCOTT, Carleton | 20-19 | 583 | 29.2 | 80-162 | .494 | 31-79 | .392 | 44-50 | .880 | 27 | 107 | 134 | 6.7 | 47 | 1 | 42 | 23 | 35 | 13 | 235 | 11.8 |
| 14 | MARTIN, Scott | 23-23 | 692 | 30.1 | 80-191 | .419 | 22-68 | .324 | 50-75 | .667 | 25 | 88 | 113 | 4.9 | 46 | 0 | 43 | 34 | 5 | 8 | 232 | 10.1 |
| 01 | NASH, Tyrone | 24-24 | 687 | 28.6 | 66-143 | .462 | 1-1 | 1.000 | 97-139 | .698 | 57 | 82 | 139 | 5.8 | 59 | 3 | 62 | 41 | 14 | 9 | 230 | 9.6 |
| 00 | ATKINS, Eric | 24-6 | 665 | 27.7 | 52-116 | .448 | 19-51 | .373 | 42-59 | .712 | 13 | 40 | 53 | 2.2 | 41 | 0 | 87 | 29 | 1 | 19 | 165 | 6.9 |
| 45 | COOLEY, Jack | 24-0 | 251 | 10.5 | 38-59 | .644 | 0-0 | .000 | 15-25 | .600 | 32 | 35 | 67 | 2.8 | 38 | 0 | 7 | 8 | 13 | 5 | 91 | 3.8 |
| 32 | BROOKS, Joey | 20-0 | 182 | 9.1 | 11-29 | .379 | 1-11 | .091 | 15-33 | .455 | 6 | 21 | 27 | 1.4 | 18 | 0 | 10 | 14 | 0 | 9 | 38 | 1.9 |
| 12 | DRAGICEVICH, Alex | 9-0 | 47 | 5.2 | 4-13 | .308 | 1-6 | .167 | 8-10 | .800 | 3 | 5 | 8 | 0.9 | 1 | 0 | 2 | 1 | 0 | 0 | 17 | 1.9 |
| 25 | KNIGHT, Tom | 10-0 | 41 | 4.1 | 8-16 | .500 | 0-0 | .000 | 2-2 | 1.000 | 7 | 7 | 14 | 1.4 | 1 | 0 | 2 | 1 | 2 | 0 | 18 | 1.8 |
| 33 | BROGHAMMER, Mike | 10-0 | 52 | 5.2 | 8-20 | .400 | 0-0 | .000 | 2-6 | .333 | 6 | 4 | 10 | 1.0 | 8 | 0 | 1 | 2 | 2 | 0 | 18 | 1.8 |
| 05 | KOPKO, Tom | 8-0 | 19 | 2.4 | 1-6 | .167 | 1-4 | .250 | 0-0 | .000 | 2 | 0 | 2 | 0.3 | 0 | 0 | 3 | 0 | 0 | 0 | 3 | 0.4 |
| Team | | | | | | | | | | | 34 | 41 | 75 | | 1 | | 8 | | | | | |
| Total..... | | 24 | 4875 | | 585-1279 | .457 | 180-475 | .379 | 463-630 | .735 | 266 | 624 | 890 | 37.1 | 365 | 4 | 396 | 259 | 85 | 112 | 1813 | 75.5 |
| Opponents..... | | 24 | 4875 | | 572-1388 | .412 | 160-454 | .352 | 255-356 | .716 | 245 | 520 | 765 | 31.9 | 520 | - | 337 | 265 | 79 | 126 | 1559 | 65.0 |

| Score by Periods | 1st | 2nd | OT | OT2 | Totals |
|------------------|-----|-----|----|-----|--------|
| Notre Dame | 887 | 884 | 22 | 20 | 1813 |
| Opponents | 705 | 828 | 12 | 14 | 1559 |

2010-11 Notre Dame Men's Basketball
 Notre Dame Combined Team Statistics (as of Feb 09, 2011)
 Conference games

| RECORD: | OVERALL | HOME | AWAY | NEUTRAL |
|----------------|---------|------|------|---------|
| ALL GAMES | 9-3 | 7-0 | 2-3 | 0-0 |
| CONFERENCE | 9-3 | 7-0 | 2-3 | 0-0 |
| NON-CONFERENCE | 0-0 | 0-0 | 0-0 | 0-0 |

| ## | Player | gp-gs | min | avg | Total | | 3-Point | | F-Throw | | Rebounds | | | | pf | dq | a | to | blk | stl | pts | avg |
|----------------|-------------------|-------|------|------|---------|-------|---------|-------|---------|------|----------|-----|-----|------|-----|----|-----|-----|-----|-----|-----|------|
| | | | | | fg-fga | fg% | 3fg-fga | 3fg% | ft-fta | ft% | off | def | tot | avg | | | | | | | | |
| 23 | HANSBROUGH, Ben | 12-12 | 452 | 37.7 | 73-155 | .471 | 26-72 | .361 | 65-76 | .855 | 10 | 41 | 51 | 4.3 | 30 | 0 | 47 | 29 | 1 | 18 | 237 | 19.8 |
| 21 | ABROMAITIS, Tim | 12-12 | 423 | 35.2 | 50-110 | .455 | 22-48 | .458 | 30-39 | .769 | 16 | 50 | 66 | 5.5 | 28 | 0 | 13 | 26 | 3 | 11 | 152 | 12.7 |
| 14 | MARTIN, Scott | 12-12 | 401 | 33.4 | 42-110 | .382 | 11-36 | .306 | 31-46 | .674 | 12 | 51 | 63 | 5.3 | 26 | 0 | 25 | 21 | 3 | 5 | 126 | 10.5 |
| 34 | SCOTT, Carleton | 8-7 | 245 | 30.6 | 26-59 | .441 | 12-27 | .444 | 18-20 | .900 | 12 | 40 | 52 | 6.5 | 18 | 0 | 12 | 7 | 12 | 7 | 82 | 10.3 |
| 01 | NASH, Tyrone | 12-12 | 354 | 29.5 | 35-72 | .486 | 1-1 | 1.000 | 37-57 | .649 | 30 | 37 | 67 | 5.6 | 37 | 3 | 27 | 21 | 9 | 3 | 108 | 9.0 |
| 00 | ATKINS, Eric | 12-5 | 336 | 28.0 | 24-50 | .480 | 9-23 | .391 | 22-29 | .759 | 4 | 9 | 13 | 1.1 | 24 | 0 | 45 | 15 | 0 | 16 | 79 | 6.6 |
| 45 | COOLEY, Jack | 12-0 | 117 | 9.8 | 14-23 | .609 | 0-0 | .000 | 4-8 | .500 | 11 | 15 | 26 | 2.2 | 18 | 0 | 1 | 3 | 6 | 2 | 32 | 2.7 |
| 32 | BROOKS, Joey | 9-0 | 75 | 8.3 | 2-5 | .400 | 0-2 | .000 | 10-21 | .476 | 1 | 7 | 8 | 0.9 | 8 | 0 | 0 | 4 | 0 | 4 | 14 | 1.6 |
| 12 | DRAGICEVICH, Alex | 3-0 | 10 | 3.3 | 1-3 | .333 | 0-2 | .000 | 1-2 | .500 | 0 | 1 | 1 | 0.3 | 0 | 0 | 1 | 1 | 0 | 0 | 3 | 1.0 |
| 33 | BROGHAMMER, Mike | 3-0 | 5 | 1.7 | 1-1 | 1.000 | 0-0 | .000 | 0-0 | .000 | 0 | 0 | 0 | 0.0 | 0 | 0 | 0 | 0 | 1 | 0 | 2 | 0.7 |
| 25 | KNIGHT, Tom | 4-0 | 5 | 1.3 | 1-1 | 1.000 | 0-0 | .000 | 0-0 | .000 | 1 | 0 | 1 | 0.3 | 0 | 0 | 0 | 0 | 0 | 0 | 2 | 0.5 |
| 05 | KOPKO, Tom | 2-0 | 2 | 1.0 | 0-0 | .000 | 0-0 | .000 | 0-0 | .000 | 0 | 0 | 0 | 0.0 | 0 | 0 | 1 | 0 | 0 | 0 | 0 | 0.0 |
| Team | | | | | | | | | | | 17 | 19 | 36 | | 1 | | 7 | | | | | |
| Total..... | | 12 | 2425 | | 269-589 | .457 | 81-211 | .384 | 218-298 | .732 | 114 | 270 | 384 | 32.0 | 190 | 3 | 172 | 134 | 35 | 66 | 837 | 69.8 |
| Opponents..... | | 12 | 2425 | | 289-660 | .438 | 82-211 | .389 | 137-185 | .741 | 128 | 253 | 381 | 31.8 | 250 | - | 169 | 139 | 43 | 66 | 797 | 66.4 |

| TEAM STATISTICS | ND | OPP | Date | Opponent | Score | Att. |
|------------------------|---------|---------|------------|---------------|-----------|-------|
| SCORING | 837 | 797 | * 12-29-10 | GEORGETOWN | w 69-55 | 9149 |
| Points per game | 69.8 | 66.4 | * 1-1-11 | at Syracuse | L 58-70 | 23058 |
| Scoring margin | +3.3 | - | * 1-4-11 | CONNECTICUT | w 73-70 | 7291 |
| FIELD GOALS-ATT | 269-589 | 289-660 | * 1-8-11 | ST. JOHN'S | w 76-61 | 8032 |
| Field goal pct | .457 | .438 | * 1-10-11 | at Marquette | L 57-79 | 16951 |
| 3 POINT FG-ATT | 81-211 | 82-211 | * 1-16-11 | at ST. JOHN'S | L 54-72 | 8550 |
| 3-point FG pct | .384 | .389 | * 1-19-11 | CINCINNATI | w 66-58 | 8309 |
| 3-pt FG made per game | 6.8 | 6.8 | * 1-22-11 | MARQUETTE | w 80-75 | 9149 |
| FREE THROWS-ATT | 218-298 | 137-185 | * 1-24-11 | at PITT | w 56-51 | 12591 |
| Free throw pct | .732 | .741 | * 2-3-11 | at DePaul | w 83-58 | 10982 |
| F-Throws made per game | 18.2 | 11.4 | * 2-6-11 | RUTGERS | w 76-69 | 8139 |
| REBOUNDS | 384 | 381 | * 2-9-11 | LOUISVILLE | Wot 89-79 | 8659 |
| Rebounds per game | 32.0 | 31.8 | | | | |
| Rebounding margin | +0.3 | - | | | | |
| ASSISTS | 172 | 169 | | | | |
| Assists per game | 14.3 | 14.1 | | | | |
| TURNOVERS | 134 | 139 | | | | |
| Turnovers per game | 11.2 | 11.6 | | | | |
| Turnover margin | +0.4 | - | | | | |
| Assist/turnover ratio | 1.3 | 1.2 | | | | |
| STEALS | 66 | 66 | | | | |
| Steals per game | 5.5 | 5.5 | | | | |
| BLOCKS | 35 | 43 | | | | |
| Blocks per game | 2.9 | 3.6 | | | | |
| ATTENDANCE | 58728 | 72132 | | | | |
| Home games-Avg/Game | 7-8390 | 5-14426 | | | | |
| Neutral site-Avg/Game | - | 0-0 | | | | |

* = Conference game
 ^ = Old Spice Classic (Orlando, Fla.)
 @ = SEC/BIG EAST Invitational (Louisville, Ky.)

| Score by Periods | 1st | 2nd | OT | Totals |
|------------------|-----|-----|----|--------|
| Notre Dame | 402 | 420 | 15 | 837 |
| Opponents | 367 | 425 | 5 | 797 |

2010-11 Notre Dame Men's Basketball
 Notre Dame Season Schedule/Results & Leaders (as of Feb 09, 2011)
 All games

| RECORD: | OVERALL | HOME | AWAY | NEUTRAL |
|----------------|---------|------|------|---------|
| ALL GAMES | 20-4 | 15-0 | 2-3 | 3-1 |
| CONFERENCE | 9-3 | 7-0 | 2-3 | 0-0 |
| NON-CONFERENCE | 11-1 | 8-0 | 0-0 | 3-1 |

| Date | Opponent | Score | Att. | High Points | High Rebounds |
|----------|------------------|-----------|-------|---|---|
| 11-12-10 | GEORGIA SOUTHERN | w 98-61 | 8165 | (20)HANSBROUGH, Ben | (7)SCOTT, Carleton |
| 11-14-10 | LIBERTY | w 72-51 | 6478 | (19)HANSBROUGH, Ben | (9)NASH, Tyrone |
| 11-17-10 | CHICAGO STATE | w 102-62 | 6252 | (22)HANSBROUGH, Ben | (11)SCOTT, Carleton |
| 11-22-10 | MAINE | w 97-72 | 6303 | (26)ABROMAITIS, Tim | (11)NASH, Tyrone |
| 11-25-10 | ^vs Georgia | Wo2 89-83 | 2973 | (25)ABROMAITIS, Tim | (11)SCOTT, Carleton |
| 11-26-10 | ^vs California | w 57-44 | 2932 | (16)SCOTT, Carleton | (11)ABROMAITIS, Tim |
| 11-28-10 | ^vs Wisconsin | w 58-51 | 3428 | (12)SCOTT, Carleton (12)ATKINS, Eric | (9)ABROMAITIS, Tim |
| 11-30-10 | INDIANA STATE | w 81-72 | 7080 | (24)HANSBROUGH, Ben | (8)SCOTT, Carleton |
| 12-8-10 | @vs Kentucky | 58-72 L | 17404 | (21)HANSBROUGH, Ben | (8)SCOTT, Carleton (8)ABROMAITIS, Tim |
| 12-11-10 | GONZAGA | w 83-79 | 8570 | (23)SCOTT, Carleton | (8)ABROMAITIS, Tim |
| 12-19-10 | STONY BROOK | w 88-62 | 6211 | (22)ABROMAITIS, Tim | (8)ABROMAITIS, Tim |
| 12-22-10 | UMBC | w 93-53 | 6265 | (21)ABROMAITIS, Tim | (11)ABROMAITIS, Tim |
| 12-29-10 | *GEORGETOWN | w 69-55 | 9149 | (20)ABROMAITIS, Tim | (10)NASH, Tyrone |
| 1-1-11 | *at Syracuse | 58-70 L | 23058 | (15)ABROMAITIS, Tim | (7)ABROMAITIS, Tim (7)MARTIN, Scott |
| 1-4-11 | *CONNECTICUT | w 73-70 | 7291 | (21)HANSBROUGH, Ben | (7)NASH, Tyrone (7)ABROMAITIS, Tim |
| 1-8-11 | *ST. JOHN'S | w 76-61 | 8032 | (26)HANSBROUGH, Ben | (9)ABROMAITIS, Tim |
| 1-10-11 | *at Marquette | 57-79 L | 16951 | (15)ATKINS, Eric | (11)MARTIN, Scott |
| 1-16-11 | *at ST. JOHN'S | 54-72 L | 8550 | (18)HANSBROUGH, Ben | (4)HANSBROUGH, Ben (4)BROOKS, Joey (4)MARTIN, Scott |
| 1-19-11 | *CINCINNATI | w 66-58 | 8309 | (13)HANSBROUGH, Ben (13)NASH, Tyrone | (8)MARTIN, Scott |
| 1-22-11 | *MARQUETTE | w 80-75 | 9149 | (28)HANSBROUGH, Ben | (10)SCOTT, Carleton |
| 1-24-11 | *at PITT | w 56-51 | 12591 | (19)HANSBROUGH, Ben | (9)SCOTT, Carleton |
| 2-3-11 | *at DePaul | w 83-58 | 10982 | (24)HANSBROUGH, Ben | (8)NASH, Tyrone |
| 2-6-11 | *RUTGERS | w 76-69 | 8139 | (25)HANSBROUGH, Ben | (11)SCOTT, Carleton |
| 2-9-11 | *LOUISVILLE | Wot 89-79 | 8659 | (25)HANSBROUGH, Ben | (8)ABROMAITIS, Tim (8)SCOTT, Carleton |

* = Conference game

^ = Old Spice Classic (Orlando, Fla.)

@ = SEC/BIG EAST Invitational (Louisville, Ky.)

| Attendance Summary | Games | Attend | Avg/Game |
|--------------------|-------|--------|----------|
| Home | 15 | 114052 | 7603 |
| Away | 5 | 72132 | 14426 |
| Neutral | 4 | 26737 | 6684 |
| Total | 24 | 212921 | 8872 |

2010-11 Notre Dame Men's Basketball
 Notre Dame Extended Season Box Score (as of Feb 09, 2011)
 All games

| RECORD: | OVERALL | HOME | AWAY | NEUTRAL |
|----------------|---------|------|------|---------|
| ALL GAMES | 20-4 | 15-0 | 2-3 | 3-1 |
| CONFERENCE | 9-3 | 7-0 | 2-3 | 0-0 |
| NON-CONFERENCE | 11-1 | 8-0 | 0-0 | 3-1 |

| ## | Player | gp-gs | min | avg | Total | | 3-Point | | F-Throw | | Rebounds | | | | pf | dq | a | a/g | to | to/g | a/to | blk | blk/g | stl | stl/g | pts | avg |
|----------------|-------------------|-------|------|------|----------|------|---------|-------|---------|-------|----------|-----|-----|------|-----|----|-----|-------|-----|-------|-------|-----|-------|-----|-------|------|------|
| | | | | | fg-fga | fg% | 3fg-fga | 3fg% | ft-fa | ft% | off | def | tot | avg | | | | | | | | | | | | | |
| 23 | HANSBROUGH, Ben | 24-24 | 841 | 35.0 | 129-277 | .466 | 58-138 | .420 | 105-129 | .814 | 20 | 72 | 92 | 3.8 | 60 | 0 | 95 | 3.96 | 56 | 2.33 | 1.70 | 1 | 0.04 | 29 | 1.21 | 421 | 17.5 |
| 21 | ABROMAITIS, Tim | 24-24 | 815 | 34.0 | 108-247 | .437 | 46-117 | .393 | 83-102 | .814 | 34 | 122 | 156 | 6.5 | 45 | 0 | 42 | 1.75 | 42 | 1.75 | 1.00 | 12 | 0.50 | 20 | 0.83 | 345 | 14.4 |
| 34 | SCOTT, Carleton | 20-19 | 583 | 29.2 | 80-162 | .494 | 31-79 | .392 | 44-50 | .880 | 27 | 107 | 134 | 6.7 | 47 | 1 | 42 | 2.10 | 23 | 1.15 | 1.83 | 35 | 1.75 | 13 | 0.65 | 235 | 11.8 |
| 14 | MARTIN, Scott | 23-23 | 692 | 30.1 | 80-191 | .419 | 22-68 | .324 | 50-75 | .667 | 25 | 88 | 113 | 4.9 | 46 | 0 | 43 | 1.87 | 34 | 1.48 | 1.26 | 5 | 0.22 | 8 | 0.35 | 232 | 10.1 |
| 01 | NASH, Tyrone | 24-24 | 687 | 28.6 | 66-143 | .462 | 1-1 | 1.000 | 97-139 | .698 | 57 | 82 | 139 | 5.8 | 59 | 3 | 62 | 2.58 | 41 | 1.71 | 1.51 | 14 | 0.58 | 9 | 0.38 | 230 | 9.6 |
| 00 | ATKINS, Eric | 24-6 | 665 | 27.7 | 52-116 | .448 | 19-51 | .373 | 42-59 | .712 | 13 | 40 | 53 | 2.2 | 41 | 0 | 87 | 3.63 | 29 | 1.21 | 3.00 | 1 | 0.04 | 19 | 0.79 | 165 | 6.9 |
| 45 | COOLEY, Jack | 24-0 | 251 | 10.5 | 38-59 | .644 | 0-0 | .000 | 15-25 | .600 | 32 | 35 | 67 | 2.8 | 38 | 0 | 7 | 0.29 | 8 | 0.33 | 0.88 | 13 | 0.54 | 5 | 0.21 | 91 | 3.8 |
| 32 | BROOKS, Joey | 20-0 | 182 | 9.1 | 11-29 | .379 | 1-11 | .091 | 15-33 | .455 | 6 | 21 | 27 | 1.4 | 18 | 0 | 10 | 0.50 | 14 | 0.70 | 0.71 | 0 | 0.00 | 9 | 0.45 | 38 | 1.9 |
| 12 | DRAGICEVICH, Alex | 9-0 | 47 | 5.2 | 4-13 | .308 | 1-6 | .167 | 8-10 | .800 | 3 | 5 | 8 | 0.9 | 1 | 0 | 2 | 0.22 | 1 | 0.11 | 2.00 | 0 | 0.00 | 0 | 0.00 | 17 | 1.9 |
| 25 | KNIGHT, Tom | 10-0 | 41 | 4.1 | 8-16 | .500 | 0-0 | .000 | 2-2 | 1.000 | 7 | 7 | 14 | 1.4 | 1 | 0 | 2 | 0.20 | 1 | 0.10 | 2.00 | 2 | 0.20 | 0 | 0.00 | 18 | 1.8 |
| 33 | BROGHAMMER, Mike | 10-0 | 52 | 5.2 | 8-20 | .400 | 0-0 | .000 | 2-6 | .333 | 6 | 4 | 10 | 1.0 | 8 | 0 | 1 | 0.10 | 2 | 0.20 | 0.50 | 2 | 0.20 | 0 | 0.00 | 18 | 1.8 |
| 05 | KOPKO, Tom | 8-0 | 19 | 2.4 | 1-6 | .167 | 1-4 | .250 | 0-0 | .000 | 2 | 0 | 2 | 0.3 | 0 | 0 | 3 | 0.38 | 0 | 0.00 | 99.00 | 0 | 0.00 | 0 | 0.00 | 3 | 0.4 |
| Total..... | | 24 | 4875 | | 585-1279 | .457 | 180-475 | .379 | 463-630 | .735 | 266 | 624 | 890 | 37.1 | 365 | 4 | 396 | 16.50 | 259 | 10.79 | 1.53 | 85 | 3.54 | 112 | 4.67 | 1813 | 75.5 |
| Opponents..... | | 24 | 4875 | | 572-1388 | .412 | 160-454 | .352 | 255-356 | .716 | 245 | 520 | 765 | 31.9 | 520 | - | 337 | 14.04 | 265 | 11.04 | 1.27 | 79 | 3.29 | 126 | 5.25 | 1559 | 65.0 |

| Score by Periods | 1st | 2nd | OT | OT2 | Totals |
|------------------|-----|-----|----|-----|--------|
| Notre Dame | 887 | 884 | 22 | 20 | 1813 |
| Opponents | 705 | 828 | 12 | 14 | 1559 |

2010-11 Notre Dame Men's Basketball
 Notre Dame Overall Team Statistics (as of Feb 09, 2011)
 All games

| TEAM STATISTICS | ND | OPP |
|------------------------|----------|----------|
| SCORING | 1813 | 1559 |
| Points per game | 75.5 | 65.0 |
| Scoring margin | +10.6 | - |
| FIELD GOALS-ATT | 585-1279 | 572-1388 |
| Field goal pct | .457 | .412 |
| 3 POINT FG-ATT | 180-475 | 160-454 |
| 3-point FG pct | .379 | .352 |
| 3-pt FG made per game | 7.5 | 6.7 |
| FREE THROWS-ATT | 463-630 | 255-356 |
| Free throw pct | .735 | .716 |
| F-Throws made per game | 19.3 | 10.6 |
| REBOUNDS | 890 | 765 |
| Rebounds per game | 37.1 | 31.9 |
| Rebounding margin | +5.2 | - |
| ASSISTS | 396 | 337 |
| Assists per game | 16.5 | 14.0 |
| TURNOVERS | 259 | 265 |
| Turnovers per game | 10.8 | 11.0 |
| Turnover margin | +0.3 | - |
| Assist/turnover ratio | 1.5 | 1.3 |
| STEALS | 112 | 126 |
| Steals per game | 4.7 | 5.3 |
| BLOCKS | 85 | 79 |
| Blocks per game | 3.5 | 3.3 |
| WINNING STREAK | 6 | - |
| Home win streak | 15 | - |
| ATTENDANCE | 114052 | 98869 |
| Home games-Avg/Game | 15-7603 | 5-14426 |
| Neutral site-Avg/Game | - | 4-6684 |

| Score by Periods | 1st | 2nd | OT | OT2 | Totals |
|------------------|-----|-----|----|-----|--------|
| Notre Dame | 887 | 884 | 22 | 20 | 1813 |
| Opponents | 705 | 828 | 12 | 14 | 1559 |

2010-11 Notre Dame Men's Basketball
 Notre Dame Team Game-by-Game Comparison (as of Feb 09, 2011)
 All games

| Opponent | 1st | 2nd | Score | Mar | Total FG | FG Pct | 3-Pointers | 3FG Pct | Free Throws | FT Pct | Rebounds | Assist | T/Over | Block | Steal | Fouls |
|------------------|-------|-------|--------|------|-------------|-----------|-------------|-----------|-------------|-----------|-----------|--------|--------|-------|-------|-------|
| GEORGIA SOUTHERN | 62/23 | 36/38 | 98-61 | +37 | 33-68/16-48 | .485/.333 | 8-26/3-15 | .308/.200 | 24-27/26-34 | .889/.765 | 46/27 +19 | 21/11 | 10/17 | 2/3 | 8/4 | 25/24 |
| LIBERTY | 41/22 | 31/29 | 72-51 | +21 | 23-55/21-59 | .418/.356 | 10-28/5-17 | .357/.294 | 16-25/4-7 | .640/.571 | 42/36 +6 | 16/14 | 12/15 | 4/2 | 4/3 | 11/26 |
| CHICAGO STATE | 52/31 | 50/31 | 102-62 | +40 | 34-69/21-61 | .493/.344 | 12-31/7-20 | .387/.350 | 22-34/13-20 | .647/.650 | 59/28 +31 | 29/17 | 9/11 | 6/1 | 3/5 | 15/25 |
| MAINE | 52/34 | 45/38 | 97-72 | +25 | 30-52/30-62 | .577/.484 | 12-18/7-16 | .667/.438 | 25-27/5-9 | .926/.556 | 36/21 +15 | 26/16 | 10/6 | 5/3 | 2/3 | 15/19 |
| Georgia | 25/37 | 37/25 | 89-83 | +6 | 26-57/32-73 | .456/.438 | 7-17/9-34 | .412/.265 | 30-43/10-20 | .698/.500 | 42/39 +3 | 10/19 | 16/12 | 1/4 | 2/9 | 16/27 |
| California | 21/5 | 36/39 | 57-44 | +13 | 15-54/16-61 | .278/.262 | 1-20/6-21 | .050/.286 | 26-37/6-9 | .703/.667 | 45/44 +1 | 12/8 | 10/15 | 8/6 | 4/4 | 15/28 |
| Wisconsin | 22/19 | 36/32 | 58-51 | +7 | 17-48/20-57 | .354/.351 | 4-14/7-23 | .286/.304 | 20-25/4-4 | .800/1000 | 43/28 +15 | 7/14 | 9/4 | 3/5 | 1/5 | 8/22 |
| INDIANA STATE | 38/33 | 43/39 | 81-72 | +9 | 28-52/27-61 | .538/.443 | 9-20/4-15 | .450/.267 | 16-22/14-18 | .727/.778 | 36/27 +9 | 21/14 | 12/7 | 5/4 | 4/7 | 16/22 |
| Kentucky | 40/40 | 18/32 | 58-72 | (14) | 20-55/23-57 | .364/.404 | 6-23/9-24 | .261/.375 | 12-20/17-22 | .600/.773 | 34/42 (8) | 13/11 | 10/9 | 3/2 | 2/4 | 19/16 |
| GONZAGA | 43/37 | 40/42 | 83-79 | +4 | 24-48/29-55 | .500/.527 | 11-20/11-20 | .550/.550 | 24-36/10-12 | .667/.833 | 28/27 +1 | 19/20 | 8/9 | 2/3 | 6/3 | 17/27 |
| STONY BROOK | 41/28 | 47/34 | 88-62 | +26 | 34-63/26-69 | .540/.377 | 9-18/6-16 | .500/.375 | 11-12/4-8 | .917/.500 | 42/33 +9 | 28/11 | 9/8 | 5/2 | 4/5 | 10/17 |
| UMBC | 48/29 | 45/24 | 93-53 | +40 | 32-69/22-65 | .464/.338 | 10-29/4-22 | .345/.182 | 19-24/5-8 | .792/.625 | 53/32 +21 | 22/13 | 10/13 | 6/1 | 6/8 | 8/17 |
| GEORGETOWN | 34/26 | 35/29 | 69-55 | +14 | 20-52/23-54 | .385/.426 | 7-16/4-22 | .438/.182 | 22-27/5-9 | .815/.556 | 35/33 +2 | 14/16 | 11/15 | 3/6 | 6/6 | 13/24 |
| Syracuse | 33/34 | 25/36 | 58-70 | (12) | 23-54/28-57 | .426/.491 | 7-21/5-17 | .333/.294 | 5-7/9-15 | .714/.600 | 28/36 (8) | 18/15 | 15/11 | 3/7 | 6/10 | 15/12 |
| CONNECTICUT | 38/30 | 35/40 | 73-70 | +3 | 23-53/26-59 | .434/.441 | 8-19/7-18 | .421/.389 | 19-31/11-12 | .613/.917 | 36/33 +3 | 15/16 | 8/12 | 5/6 | 7/6 | 17/23 |
| ST. JOHN'S | 44/25 | 32/36 | 76-61 | +15 | 25-49/21-55 | .510/.382 | 8-22/2-11 | .364/.182 | 18-23/17-19 | .783/.895 | 33/31 +2 | 15/9 | 15/15 | 2/3 | 7/6 | 20/22 |
| Marquette | 28/33 | 29/46 | 57-79 | (22) | 21-53/26-49 | .396/.531 | 3-16/12-17 | .188/.706 | 12-17/15-21 | .706/.714 | 28/33 (5) | 11/17 | 13/12 | 0/2 | 7/4 | 20/16 |
| ST. JOHN'S | 19/26 | 35/46 | 54-72 | (18) | 16-39/22-45 | .410/.489 | 3-15/4-9 | .200/.444 | 19-32/24-29 | .594/.828 | 24/32 (8) | 11/10 | 20/16 | 2/3 | 6/5 | 25/25 |
| CINCINNATI | 33/19 | 33/39 | 66-58 | +8 | 20-44/23-60 | .455/.383 | 7-14/7-16 | .500/.438 | 19-24/5-8 | .792/.625 | 32/32 - | 16/14 | 10/8 | 3/2 | 4/4 | 14/22 |
| MARQUETTE | 36/45 | 44/30 | 80-75 | +5 | 23-43/25-56 | .535/.446 | 6-14/10-20 | .429/.500 | 28-36/15-17 | .778/.882 | 32/25 +7 | 13/17 | 7/7 | 4/3 | 4/4 | 17/25 |
| PITT | 23/28 | 33/23 | 56-51 | +5 | 19-39/18-45 | .487/.400 | 9-18/6-15 | .500/.400 | 9-13/9-16 | .692/.563 | 23/29 (6) | 11/9 | 10/8 | 4/3 | 2/4 | 12/14 |
| DePaul | 37/24 | 46/34 | 83-58 | +25 | 27-53/19-54 | .509/.352 | 9-21/9-25 | .429/.360 | 20-26/11-16 | .769/.688 | 35/36 (1) | 17/11 | 9/18 | 2/4 | 7/4 | 12/22 |
| RUTGERS | 37/33 | 39/36 | 76-69 | +7 | 22-47/27-62 | .468/.435 | 5-15/7-20 | .333/.350 | 27-34/8-12 | .794/.667 | 36/31 +5 | 15/16 | 9/7 | 4/2 | 4/9 | 13/26 |
| LOUISVILLE | 40/44 | 34/30 | 89-79 | +10 | 30-63/31-64 | .476/.484 | 9-20/9-21 | .450/.429 | 20-28/8-11 | .714/.727 | 42/30 +12 | 16/19 | 7/10 | 3/2 | 6/4 | 12/19 |

Note: Game totals are displayed in the format TEAM/OPPONENT for each category

2010-11 Notre Dame Men's Basketball
 Notre Dame Points-Rebounds-Assists (as of Feb 09, 2011)
 All games

| Opponent | Date | Score | | 00 | 01 | 05 | 12 | 14 | 21 | 23 |
|------------------|----------|--------|---|------------|------------|-----------|------------|------------|------------|------------|
| | | | | ATKINS,ERI | NASH,TYRON | KOPKO,TOM | DRAGICEVIC | MARTIN,SCO | ABROMAITIS | HANSBROUGH |
| GEORGIA SOUTHERN | 11-12-10 | 98-61 | w | 9-3-3 | 7-2-1 | 0-1-0 | 9-3-0 | 7-5-2 | 10-5-3 | 20-3-4 |
| LIBERTY | 11-14-10 | 72-51 | w | 10-1-4 | 16-9-1 | 0-0-0 | 0-0-0 | 6-3-3 | 13-7-0 | 19-2-4 |
| CHICAGO STATE | 11-17-10 | 102-62 | w | 12-3-5 | 11-10-7 | 0-1-0 | 4-1-0 | DNP | 21-10-7 | 22-5-6 |
| MAINE | 11-22-10 | 97-72 | w | 3-3-5 | 13-11-5 | 3-0-0 | 0-1-0 | 15-5-3 | 26-3-3 | 11-2-9 |
| vs Georgia | 11-25-10 | 89-83 | w | 9-4-1 | 18-6-2 | DNP | DNP | 6-2-0 | 25-6-0 | 13-5-2 |
| vs California | 11-26-10 | 57-44 | w | 4-0-2 | 11-5-3 | DNP | DNP | 11-6-1 | 7-11-2 | 7-6-1 |
| vs Wisconsin | 11-28-10 | 58-51 | w | 12-3-2 | 8-6-3 | DNP | DNP | 6-7-1 | 10-9-0 | 10-6-1 |
| INDIANA STATE | 11-30-10 | 81-72 | w | 0-3-4 | 16-7-4 | DNP | DNP | 15-5-2 | 13-4-3 | 24-2-5 |
| vs Kentucky | 12-8-10 | 58-72 | L | 4-5-4 | 8-2-1 | DNP | DNP | 7-5-1 | 4-8-2 | 21-0-2 |
| GONZAGA | 12-11-10 | 83-79 | w | 12-7-3 | 3-1-5 | DNP | DNP | 9-3-2 | 21-8-4 | 13-3-3 |
| STONY BROOK | 12-19-10 | 88-62 | w | 2-3-5 | 4-6-2 | 0-0-1 | 0-0-0 | 9-6-3 | 22-8-3 | 14-4-8 |
| UMBC | 12-22-10 | 93-53 | w | 9-5-4 | 7-7-1 | 0-0-1 | 1-2-1 | 15-3-0 | 21-11-2 | 10-3-3 |
| GEORGETOWN | 12-29-10 | 69-55 | w | 0-1-2 | 15-10-3 | DNP | DNP | 11-3-1 | 20-4-1 | 17-6-3 |
| at Syracuse | 1-1-11 | 58-70 | L | 3-1-2 | 5-6-1 | DNP | DNP | 10-7-6 | 15-7-2 | 12-3-5 |
| CONNECTICUT | 1-4-11 | 73-70 | w | 7-1-5 | 11-7-3 | DNP | DNP | 13-3-2 | 19-7-1 | 21-5-4 |
| ST. JOHN'S | 1-8-11 | 76-61 | w | 8-0-4 | 8-2-1 | DNP | DNP | 12-8-3 | 12-9-4 | 26-4-3 |
| at Marquette | 1-10-11 | 57-79 | L | 15-0-2 | 6-5-5 | DNP | 2-0-1 | 10-11-1 | 10-4-0 | 9-2-2 |
| at ST. JOHN'S | 1-16-11 | 54-72 | L | 8-1-7 | 7-3-2 | 0-0-0 | 1-0-0 | 4-4-0 | 10-3-0 | 18-4-2 |
| CINCINNATI | 1-19-11 | 66-58 | w | 11-3-5 | 13-7-3 | DNP | DNP | 11-8-1 | 12-6-1 | 13-3-5 |
| MARQUETTE | 1-22-11 | 80-75 | w | 12-1-2 | 13-4-2 | DNP | DNP | 10-3-2 | 6-4-0 | 28-5-6 |
| at PITT | 1-24-11 | 56-51 | w | 2-0-1 | 5-4-2 | DNP | DNP | 10-1-1 | 2-2-0 | 19-4-7 |
| at DePaul | 2-3-11 | 83-58 | w | 6-2-3 | 10-8-4 | 0-0-1 | 0-1-0 | 15-7-1 | 13-4-1 | 24-3-3 |
| RUTGERS | 2-6-11 | 76-69 | w | 5-2-6 | 8-5-0 | DNP | DNP | 14-2-3 | 10-8-1 | 25-6-5 |
| LOUISVILLE | 2-9-11 | 89-79 | w | 2-1-6 | 7-6-1 | DNP | DNP | 6-6-4 | 23-8-2 | 25-6-2 |

| Opponent | Date | Score | | 25 | 32 | 33 | 34 | 45 |
|------------------|----------|--------|---|------------|------------|-----------|------------|------------|
| | | | | KNIGHT,TOM | BROOKS,JOE | BROGHAMME | SCOTT,CARL | COOLEY,JAC |
| GEORGIA SOUTHERN | 11-12-10 | 98-61 | w | 7-4-1 | 7-3-2 | 5-2-0 | 6-7-4 | 11-6-1 |
| LIBERTY | 11-14-10 | 72-51 | w | 0-1-1 | 4-3-1 | 0-1-0 | 4-6-2 | 0-4-0 |
| CHICAGO STATE | 11-17-10 | 102-62 | w | 0-2-0 | 5-4-1 | 4-4-0 | 17-11-3 | 6-5-0 |
| MAINE | 11-22-10 | 97-72 | w | 2-0-0 | 0-0-1 | 0-0-0 | 11-2-0 | 13-5-0 |
| vs Georgia | 11-25-10 | 89-83 | w | DNP | 0-0-0 | DNP | 11-11-3 | 7-4-2 |
| vs California | 11-26-10 | 57-44 | w | DNP | 0-0-0 | DNP | 16-10-2 | 1-2-1 |
| vs Wisconsin | 11-28-10 | 58-51 | w | DNP | DNP | DNP | 12-7-0 | 0-2-0 |
| INDIANA STATE | 11-30-10 | 81-72 | w | DNP | 2-3-1 | DNP | 11-8-2 | 0-0-0 |
| vs Kentucky | 12-8-10 | 58-72 | L | DNP | 0-0-0 | DNP | 10-8-1 | 4-5-2 |
| GONZAGA | 12-11-10 | 83-79 | w | DNP | 0-0-0 | 0-0-0 | 23-4-2 | 2-1-0 |
| STONY BROOK | 12-19-10 | 88-62 | w | 0-1-0 | 6-2-1 | 4-0-0 | 20-4-5 | 7-3-0 |
| UMBC | 12-22-10 | 93-53 | w | 7-5-0 | 0-4-3 | 3-3-1 | 12-4-6 | 8-4-0 |
| GEORGETOWN | 12-29-10 | 69-55 | w | DNP | DNP | DNP | 4-7-4 | 2-1-0 |
| at Syracuse | 1-1-11 | 58-70 | L | 0-0-0 | 0-0-0 | 0-0-0 | 9-0-2 | 4-2-0 |
| CONNECTICUT | 1-4-11 | 73-70 | w | DNP | 0-0-0 | DNP | DNP | 2-6-0 |
| ST. JOHN'S | 1-8-11 | 76-61 | w | DNP | 5-1-0 | DNP | DNP | 5-6-0 |
| at Marquette | 1-10-11 | 57-79 | L | 0-1-0 | 3-1-0 | 2-0-0 | DNP | 0-3-0 |
| at ST. JOHN'S | 1-16-11 | 54-72 | L | 0-0-0 | 4-4-0 | 0-0-0 | DNP | 2-2-0 |
| CINCINNATI | 1-19-11 | 66-58 | w | DNP | 0-2-0 | DNP | 6-2-1 | 0-0-0 |
| MARQUETTE | 1-22-11 | 80-75 | w | DNP | 0-0-0 | DNP | 11-10-1 | 0-0-0 |
| at PITT | 1-24-11 | 56-51 | w | DNP | DNP | DNP | 16-9-0 | 2-1-0 |
| at DePaul | 2-3-11 | 83-58 | w | 2-0-0 | 2-0-0 | DNP | 8-5-3 | 3-1-1 |
| RUTGERS | 2-6-11 | 76-69 | w | DNP | 0-0-0 | DNP | 12-11-0 | 2-1-0 |
| LOUISVILLE | 2-9-11 | 89-79 | w | DNP | DNP | DNP | 16-8-1 | 10-3-0 |

2010-11 Notre Dame Men's Basketball
 Notre Dame Team High/Low Analysis (as of Feb 09, 2011)
 All games

Notre Dame - TEAM GAME HIGHS

| | | |
|-----------------------|--------------|-----------------------------|
| POINTS | 102 | CHICAGO STATE (11-17-10) |
| | 98 | GEORGIA SOUTHERN (11-12-10) |
| | 97 | MAINE (11-22-10) |
| | 93 | UMBC (12-22-10) |
| | 89 | LOUISVILLE (2-9-11) |
| | 89 | vs Georgia (11-25-10) |
| FIELD GOALS MADE | 34 | STONY BROOK (12-19-10) |
| | 34 | CHICAGO STATE (11-17-10) |
| FIELD GOAL ATTEMPTS | 69 | UMBC (12-22-10) |
| | 69 | CHICAGO STATE (11-17-10) |
| FIELD GOAL PERCENTAGE | .577 (30-52) | MAINE (11-22-10) |
| | .540 (34-63) | STONY BROOK (12-19-10) |
| 3 PT FIELD GOALS MADE | 12 | MAINE (11-22-10) |
| | 12 | CHICAGO STATE (11-17-10) |
| 3 PT FG ATTEMPTS | 31 | CHICAGO STATE (11-17-10) |
| | 29 | UMBC (12-22-10) |
| 3 PT FG PERCENTAGE | .667 (12-18) | MAINE (11-22-10) |
| | .550 (11-20) | GONZAGA (12-11-10) |
| FREE THROWS MADE | 30 | vs Georgia (11-25-10) |
| | 28 | MARQUETTE (1-22-11) |
| FREE THROW ATTEMPTS | 43 | vs Georgia (11-25-10) |
| | 37 | vs California (11-26-10) |
| FREE THROW PERCENTAGE | .926 (25-27) | MAINE (11-22-10) |
| | .917 (11-12) | STONY BROOK (12-19-10) |
| REBOUNDS | 59 | CHICAGO STATE (11-17-10) |
| | 53 | UMBC (12-22-10) |
| ASSISTS | 29 | CHICAGO STATE (11-17-10) |
| | 28 | STONY BROOK (12-19-10) |
| STEALS | 8 | GEORGIA SOUTHERN (11-12-10) |
| | 7 | at DePaul (2-3-11) |
| | 7 | at Marquette (1-10-11) |
| | 7 | ST. JOHN'S (1-8-11) |
| | 7 | CONNECTICUT (1-4-11) |
| BLOCKED SHOTS | 8 | vs California (11-26-10) |
| | 6 | UMBC (12-22-10) |
| | 6 | CHICAGO STATE (11-17-10) |
| TURNOVERS | 20 | at ST. JOHN'S (1-16-11) |
| | 16 | vs Georgia (11-25-10) |
| FOULS | 25 | at ST. JOHN'S (1-16-11) |
| | 25 | GEORGIA SOUTHERN (11-12-10) |

2010-11 Notre Dame Men's Basketball
 Notre Dame High/Low Analysis (as of Feb 09, 2011)
 All games

Opponent - GAME HIGHS

| | | | |
|-----------------------|-------|---------|-----------------------------|
| POINTS | 83 | | vs Georgia (11-25-10) |
| | 79 | | LOUISVILLE (2-9-11) |
| | 79 | | at Marquette (1-10-11) |
| | 79 | | GONZAGA (12-11-10) |
| | 75 | | MARQUETTE (1-22-11) |
| FIELD GOALS MADE | 32 | | vs Georgia (11-25-10) |
| | 31 | | LOUISVILLE (2-9-11) |
| FIELD GOAL ATTEMPTS | 73 | | vs Georgia (11-25-10) |
| | 69 | | STONY BROOK (12-19-10) |
| FIELD GOAL PERCENTAGE | .531 | (26-49) | at Marquette (1-10-11) |
| | .527 | (29-55) | GONZAGA (12-11-10) |
| 3 PT FIELD GOALS MADE | 12 | | at Marquette (1-10-11) |
| | 11 | | GONZAGA (12-11-10) |
| 3 PT FG ATTEMPTS | 34 | | vs Georgia (11-25-10) |
| | 25 | | at DePaul (2-3-11) |
| 3 PT FG PERCENTAGE | .706 | (12-17) | at Marquette (1-10-11) |
| | .550 | (11-20) | GONZAGA (12-11-10) |
| FREE THROWS MADE | 26 | | GEORGIA SOUTHERN (11-12-10) |
| | 24 | | at ST. JOHN'S (1-16-11) |
| FREE THROW ATTEMPTS | 34 | | GEORGIA SOUTHERN (11-12-10) |
| | 29 | | at ST. JOHN'S (1-16-11) |
| FREE THROW PERCENTAGE | 1.000 | (4-4) | vs Wisconsin (11-28-10) |
| | .917 | (11-12) | CONNECTICUT (1-4-11) |
| REBOUNDS | 44 | | vs California (11-26-10) |
| | 42 | | vs Kentucky (12-8-10) |
| ASSISTS | 20 | | GONZAGA (12-11-10) |
| | 19 | | LOUISVILLE (2-9-11) |
| | 19 | | vs Georgia (11-25-10) |
| STEALS | 10 | | at Syracuse (1-1-11) |
| | 9 | | RUTGERS (2-6-11) |
| | 9 | | vs Georgia (11-25-10) |
| BLOCKED SHOTS | 7 | | at Syracuse (1-1-11) |
| | 6 | | CONNECTICUT (1-4-11) |
| | 6 | | GEORGETOWN (12-29-10) |
| | 6 | | vs California (11-26-10) |
| TURNOVERS | 18 | | at DePaul (2-3-11) |
| | 17 | | GEORGIA SOUTHERN (11-12-10) |
| FOULS | 28 | | vs California (11-26-10) |
| | 27 | | GONZAGA (12-11-10) |
| | 27 | | vs Georgia (11-25-10) |

2010-11 Notre Dame Men's Basketball
 Notre Dame High/Low Analysis (as of Feb 09, 2011)
 All games

Notre Dame - GAME LOWS

| | | | |
|-----------------------|------|---------|--------------------------|
| POINTS | 54 | | at ST. JOHN'S (1-16-11) |
| | 56 | | at PITT (1-24-11) |
| | 57 | | vs California (11-26-10) |
| | 57 | | at Marquette (1-10-11) |
| | 58 | | vs Wisconsin (11-28-10) |
| | 58 | | vs Kentucky (12-8-10) |
| | 58 | | at Syracuse (1-1-11) |
| FIELD GOALS MADE | 15 | | vs California (11-26-10) |
| | 16 | | at ST. JOHN'S (1-16-11) |
| FIELD GOAL ATTEMPTS | 39 | | at ST. JOHN'S (1-16-11) |
| | 39 | | at PITT (1-24-11) |
| FIELD GOAL PERCENTAGE | .278 | (15-54) | vs California (11-26-10) |
| | .354 | (17-48) | vs Wisconsin (11-28-10) |
| 3 PT FIELD GOALS MADE | 1 | | vs California (11-26-10) |
| | 3 | | at Marquette (1-10-11) |
| | 3 | | at ST. JOHN'S (1-16-11) |
| 3 PT FG ATTEMPTS | 14 | | vs Wisconsin (11-28-10) |
| | 14 | | CINCINNATI (1-19-11) |
| | 14 | | MARQUETTE (1-22-11) |
| 3 PT FG PERCENTAGE | .050 | (1-20) | vs California (11-26-10) |
| | .188 | (3-16) | at Marquette (1-10-11) |
| FREE THROWS MADE | 5 | | at Syracuse (1-1-11) |
| | 9 | | at PITT (1-24-11) |
| FREE THROW ATTEMPTS | 7 | | at Syracuse (1-1-11) |
| | 12 | | STONY BROOK (12-19-10) |
| FREE THROW PERCENTAGE | .594 | (19-32) | at ST. JOHN'S (1-16-11) |
| | .600 | (12-20) | vs Kentucky (12-8-10) |
| REBOUNDS | 23 | | at PITT (1-24-11) |
| | 24 | | at ST. JOHN'S (1-16-11) |
| ASSISTS | 7 | | vs Wisconsin (11-28-10) |
| | 10 | | vs Georgia (11-25-10) |
| STEALS | 1 | | vs Wisconsin (11-28-10) |
| | 2 | | MAINE (11-22-10) |
| | 2 | | vs Georgia (11-25-10) |
| | 2 | | vs Kentucky (12-8-10) |
| | 2 | | at PITT (1-24-11) |
| BLOCKED SHOTS | 0 | | at Marquette (1-10-11) |
| | 1 | | vs Georgia (11-25-10) |
| TURNOVERS | 7 | | MARQUETTE (1-22-11) |
| | 7 | | LOUISVILLE (2-9-11) |
| FOULS | 8 | | vs Wisconsin (11-28-10) |
| | 8 | | UMBC (12-22-10) |

2010-11 Notre Dame Men's Basketball
 Notre Dame High/Low Analysis (as of Feb 09, 2011)
 All games

Opponent - GAME LOWS

| | | | |
|-----------------------|------|---------|-----------------------------|
| POINTS | 44 | | vs California (11-26-10) |
| | 51 | | LIBERTY (11-14-10) |
| | 51 | | vs Wisconsin (11-28-10) |
| | 51 | | at PITT (1-24-11) |
| | 53 | | UMBC (12-22-10) |
| FIELD GOALS MADE | 16 | | GEORGIA SOUTHERN (11-12-10) |
| | 16 | | vs California (11-26-10) |
| FIELD GOAL ATTEMPTS | 45 | | at ST. JOHN'S (1-16-11) |
| | 45 | | at PITT (1-24-11) |
| FIELD GOAL PERCENTAGE | .262 | (16-61) | vs California (11-26-10) |
| | .333 | (16-48) | GEORGIA SOUTHERN (11-12-10) |
| 3 PT FIELD GOALS MADE | 2 | | ST. JOHN'S (1-8-11) |
| | 3 | | GEORGIA SOUTHERN (11-12-10) |
| 3 PT FG ATTEMPTS | 9 | | at ST. JOHN'S (1-16-11) |
| | 11 | | ST. JOHN'S (1-8-11) |
| 3 PT FG PERCENTAGE | .182 | (2-11) | ST. JOHN'S (1-8-11) |
| | .182 | (4-22) | UMBC (12-22-10) |
| | .182 | (4-22) | GEORGETOWN (12-29-10) |
| FREE THROWS MADE | 4 | | LIBERTY (11-14-10) |
| | 4 | | vs Wisconsin (11-28-10) |
| | 4 | | STONY BROOK (12-19-10) |
| FREE THROW ATTEMPTS | 4 | | vs Wisconsin (11-28-10) |
| | 7 | | LIBERTY (11-14-10) |
| FREE THROW PERCENTAGE | .500 | (4-8) | STONY BROOK (12-19-10) |
| | .500 | (10-20) | vs Georgia (11-25-10) |
| REBOUNDS | 21 | | MAINE (11-22-10) |
| | 25 | | MARQUETTE (1-22-11) |
| ASSISTS | 8 | | vs California (11-26-10) |
| | 9 | | ST. JOHN'S (1-8-11) |
| | 9 | | at PITT (1-24-11) |
| STEALS | 3 | | LIBERTY (11-14-10) |
| | 3 | | MAINE (11-22-10) |
| | 3 | | GONZAGA (12-11-10) |
| BLOCKED SHOTS | 1 | | CHICAGO STATE (11-17-10) |
| | 1 | | UMBC (12-22-10) |
| TURNOVERS | 4 | | vs Wisconsin (11-28-10) |
| | 6 | | MAINE (11-22-10) |
| FOULS | 12 | | at Syracuse (1-1-11) |
| | 14 | | at PITT (1-24-11) |

2010-11 Notre Dame Men's Basketball
 Notre Dame Player High/Low Analysis (as of Feb 09, 2011)
 All games

Notre Dame - INDIVIDUAL GAME HIGHS

| | | | |
|--------------------------|-------|---------|--|
| Points | 28 | | HANSBROUGH, Ben vs Marquette (1-22-11) |
| | 26 | | HANSBROUGH, Ben vs St. John's (1-8-11) |
| | 26 | | ABROMAITIS, Tim vs Maine (11-22-10) |
| | 25 | | HANSBROUGH, Ben vs Louisville (2-9-11) |
| | 25 | | HANSBROUGH, Ben vs Rutgers (2-6-11) |
| | 25 | | ABROMAITIS, Tim vs Georgia (11-25-10) |
| Field Goals Made | 10 | | HANSBROUGH, Ben vs Marquette (1-22-11) |
| | 9 | | HANSBROUGH, Ben vs Louisville (2-9-11) |
| Field Goal Att. | 17 | | HANSBROUGH, Ben vs Louisville (2-9-11) |
| | 17 | | SCOTT, Carleton vs California (11-26-10) |
| FG Pct (min 5 made) | 1.000 | (8-8) | SCOTT, Carleton vs Stony Brook (12-19-10) |
| | 1.000 | (5-5) | COOLEY, Jack vs Louisville (2-9-11) |
| 3-Point FG Made | 6 | | HANSBROUGH, Ben vs Chicago State (11-17-10) |
| | 5 | | HANSBROUGH, Ben vs Louisville (2-9-11) |
| | 5 | | HANSBROUGH, Ben at DePaul (2-3-11) |
| | 5 | | SCOTT, Carleton at PITT (1-24-11) |
| | 5 | | ABROMAITIS, Tim vs Georgetown (12-29-10) |
| | 5 | | HANSBROUGH, Ben vs Kentucky (12-8-10) |
| | 5 | | HANSBROUGH, Ben vs Liberty (11-14-10) |
| 3-Point FG Att. | 10 | | HANSBROUGH, Ben vs Louisville (2-9-11) |
| | 10 | | HANSBROUGH, Ben vs Chicago State (11-17-10) |
| 3-Pt FG Pct (min 2 made) | 1.000 | (4-4) | SCOTT, Carleton vs Stony Brook (12-19-10) |
| | 1.000 | (2-2) | SCOTT, Carleton vs Rutgers (2-6-11) |
| | 1.000 | (2-2) | ATKINS, Eric vs Marquette (1-22-11) |
| | 1.000 | (2-2) | SCOTT, Carleton vs Cincinnati (1-19-11) |
| | 1.000 | (2-2) | MARTIN, Scott vs Cincinnati (1-19-11) |
| Free Throws Made | 12 | | NASH, Tyrone vs Liberty (11-14-10) |
| | 11 | | HANSBROUGH, Ben vs Rutgers (2-6-11) |
| | 11 | | HANSBROUGH, Ben vs Cincinnati (1-19-11) |
| | 11 | | NASH, Tyrone vs Maine (11-22-10) |
| Free Throw Att. | 15 | | NASH, Tyrone vs Liberty (11-14-10) |
| | 13 | | HANSBROUGH, Ben vs Rutgers (2-6-11) |
| FT Pct (min 3 made) | 1.000 | (10-10) | HANSBROUGH, Ben vs Georgetown (12-29-10) |
| | 1.000 | (9-9) | ABROMAITIS, Tim vs Louisville (2-9-11) |
| | 1.000 | (6-6) | HANSBROUGH, Ben vs Marquette (1-22-11) |
| | 1.000 | (6-6) | HANSBROUGH, Ben vs St. John's (1-8-11) |
| | 1.000 | (6-6) | SCOTT, Carleton vs California (11-26-10) |
| | 1.000 | (6-6) | ABROMAITIS, Tim vs Maine (11-22-10) |
| | 1.000 | (6-6) | HANSBROUGH, Ben vs Maine (11-22-10) |
| | 1.000 | (4-4) | ABROMAITIS, Tim at DePaul (2-3-11) |
| | 1.000 | (4-4) | SCOTT, Carleton vs Marquette (1-22-11) |
| | 1.000 | (4-4) | ATKINS, Eric vs Cincinnati (1-19-11) |
| | 1.000 | (4-4) | HANSBROUGH, Ben at ST. JOHN'S (1-16-11) |
| | 1.000 | (4-4) | MARTIN, Scott at Syracuse (1-1-11) |
| | 1.000 | (4-4) | SCOTT, Carleton vs Georgetown (12-29-10) |
| | 1.000 | (4-4) | HANSBROUGH, Ben vs Stony Brook (12-19-10) |
| | 1.000 | (4-4) | HANSBROUGH, Ben vs Indiana State (11-30-10) |
| | 1.000 | (4-4) | ABROMAITIS, Tim vs Wisconsin (11-28-10) |
| | 1.000 | (4-4) | DRAGICEVICH, Alex vs Georgia Southern (11-12-10) |
| | 1.000 | (3-3) | HANSBROUGH, Ben at Marquette (1-10-11) |
| | 1.000 | (3-3) | ABROMAITIS, Tim vs Georgetown (12-29-10) |
| | 1.000 | (3-3) | ABROMAITIS, Tim vs Gonzaga (12-11-10) |
| | 1.000 | (3-3) | COOLEY, Jack vs Georgia Southern (11-12-10) |

| | | | |
|---------------|-------|-------|--|
| | 1.000 | (3-3) | MARTIN, Scott vs Georgia Southern (11-12-10) |
| Rebounds | 11 | | SCOTT, Carleton vs Rutgers (2-6-11) |
| | 11 | | MARTIN, Scott at Marquette (1-10-11) |
| | 11 | | ABROMAITIS, Tim vs UMBC (12-22-10) |
| | 11 | | ABROMAITIS, Tim vs California (11-26-10) |
| | 11 | | SCOTT, Carleton vs Georgia (11-25-10) |
| | 11 | | NASH, Tyrone vs Maine (11-22-10) |
| | 11 | | SCOTT, Carleton vs Chicago State (11-17-10) |
| Assists | 9 | | HANSBROUGH, Ben vs Maine (11-22-10) |
| | 8 | | HANSBROUGH, Ben vs Stony Brook (12-19-10) |
| Steals | 4 | | HANSBROUGH, Ben vs St. John's (1-8-11) |
| | 3 | | ABROMAITIS, Tim at DePaul (2-3-11) |
| | 3 | | ATKINS, Eric at ST. JOHN'S (1-16-11) |
| | 3 | | HANSBROUGH, Ben at Marquette (1-10-11) |
| | 3 | | ATKINS, Eric vs Connecticut (1-4-11) |
| | 3 | | BROOKS, Joey vs Georgia Southern (11-12-10) |
| Blocked Shots | 4 | | SCOTT, Carleton vs Indiana State (11-30-10) |
| | 3 | | SCOTT, Carleton vs Rutgers (2-6-11) |
| | 3 | | NASH, Tyrone vs Connecticut (1-4-11) |
| | 3 | | SCOTT, Carleton vs UMBC (12-22-10) |
| | 3 | | SCOTT, Carleton vs Wisconsin (11-28-10) |
| | 3 | | SCOTT, Carleton vs California (11-26-10) |
| | 3 | | SCOTT, Carleton vs Chicago State (11-17-10) |
| Turnovers | 5 | | HANSBROUGH, Ben at PITT (1-24-11) |
| | 5 | | ABROMAITIS, Tim at ST. JOHN'S (1-16-11) |
| | 5 | | NASH, Tyrone vs St. John's (1-8-11) |
| | 5 | | MARTIN, Scott at Syracuse (1-1-11) |
| | 5 | | HANSBROUGH, Ben vs Georgia (11-25-10) |
| Fouls | 5 | | NASH, Tyrone vs Rutgers (2-6-11) |
| | 5 | | NASH, Tyrone at ST. JOHN'S (1-16-11) |
| | 5 | | NASH, Tyrone vs St. John's (1-8-11) |
| | 5 | | SCOTT, Carleton vs Georgia (11-25-10) |

2010-11 Notre Dame Men's Basketball
 Notre Dame Opponent High/Low Analysis (as of Feb 09, 2011)
 All games

OPPONENT INDIVIDUAL GAME HIGHS

| | | | |
|--------------------------|-------|-------|---|
| Points | 28 | | KURIC, Kyle vs Louisville (2-9-11) |
| | 27 | | Jones, Terrence vs Kentucky (12-8-10) |
| | 26 | | FERGUSON, Eric vs Georgia Southern (11-12-10) |
| | 25 | | JOHNSON-ODOM, Darius vs Marquette (1-22-11) |
| | 24 | | MITCHELL, Jonathan vs Rutgers (2-6-11) |
| Field Goals Made | 9 | | KURIC, Kyle vs Louisville (2-9-11) |
| | 9 | | MITCHELL, Jonathan vs Rutgers (2-6-11) |
| | 9 | | FREEMAN, Austin vs Georgetown (12-29-10) |
| | 9 | | Jones, Terrence vs Kentucky (12-8-10) |
| | 9 | | LESLIE, Travis vs Georgia (11-25-10) |
| Field Goal Att. | 23 | | WALKER, Kemba vs Connecticut (1-4-11) |
| | 19 | | TAYLOR, Jordan vs Wisconsin (11-28-10) |
| FG Pct (min 5 made) | .833 | (5-6) | AROP, Mangisto vs Gonzaga (12-11-10) |
| | .778 | (7-9) | BUYCKS, Dwight at Marquette (1-10-11) |
| 3-Point FG Made | 5 | | MITCHELL, Jonathan vs Rutgers (2-6-11) |
| | 5 | | BUYCKS, Dwight at Marquette (1-10-11) |
| | 5 | | GRAY, Steven vs Gonzaga (12-11-10) |
| 3-Point FG Att. | 13 | | WARE, Dustin vs Georgia (11-25-10) |
| | 12 | | FRANKLIN, Gary vs California (11-26-10) |
| 3-Pt FG Pct (min 2 made) | 1.000 | (5-5) | BUYCKS, Dwight at Marquette (1-10-11) |
| | 1.000 | (2-2) | WOODALL, Travon at PITT (1-24-11) |
| Free Throws Made | 14 | | FERGUSON, Eric vs Georgia Southern (11-12-10) |
| | 11 | | JOHNSON-ODOM, Darius vs Marquette (1-22-11) |
| Free Throw Att. | 16 | | FERGUSON, Eric vs Georgia Southern (11-12-10) |
| | 13 | | JOHNSON-ODOM, Darius vs Marquette (1-22-11) |
| | 13 | | SPENCER, Rory vs Georgia Southern (11-12-10) |
| FT Pct (min 3 made) | 1.000 | (7-7) | NAPIER, Shabazz vs Connecticut (1-4-11) |
| | 1.000 | (6-6) | KURIC, Kyle vs Louisville (2-9-11) |
| | 1.000 | (6-6) | BROWN, Gilbert at PITT (1-24-11) |
| | 1.000 | (6-6) | BOOTHE, Malik at ST. JOHN'S (1-16-11) |
| | 1.000 | (6-6) | HARRIS, Elias vs Gonzaga (12-11-10) |
| | 1.000 | (5-5) | KENNEDY, D.J. at ST. JOHN'S (1-16-11) |
| | 1.000 | (4-4) | YOUNG, Brandon at DePaul (2-3-11) |
| | 1.000 | (4-4) | KENNEDY, D.J. vs St. John's (1-8-11) |
| | 1.000 | (4-4) | HARDY, Dwight vs St. John's (1-8-11) |
| | 1.000 | (4-4) | Knight, Brandon vs Kentucky (12-8-10) |
| | 1.000 | (4-4) | LEUER, Jon vs Wisconsin (11-28-10) |
| | 1.000 | (4-4) | WALL, Christian vs Chicago State (11-17-10) |
| | 1.000 | (3-3) | WALKER, Kemba vs Connecticut (1-4-11) |
| Rebounds | 17 | | Jones, Terrence vs Kentucky (12-8-10) |
| | 12 | | BROWN, John vs Liberty (11-14-10) |
| Assists | 9 | | JARDINE, Scoop at Syracuse (1-1-11) |
| | 8 | | GRAY, Steven vs Gonzaga (12-11-10) |
| Steals | 5 | | LESLIE, Travis vs Georgia (11-25-10) |
| | 3 | | BEATTY, James vs Rutgers (2-6-11) |
| | 3 | | STITH, Malik at ST. JOHN'S (1-16-11) |
| | 3 | | WALKER, Kemba vs Connecticut (1-4-11) |
| | 3 | | SOUTHERLAND, James at Syracuse (1-1-11) |
| | 3 | | CLARK, Jason vs Georgetown (12-29-10) |
| | 3 | | RICHARD, Carl vs Indiana State (11-30-10) |
| | 3 | | BROWN, John vs Liberty (11-14-10) |
| Blocked Shots | 6 | | JACKSON, Rick at Syracuse (1-1-11) |
| | 5 | | NANKIVIL, Keaton vs Wisconsin (11-28-10) |

| | | |
|-----------|---|---|
| Turnovers | 5 | YOUNG, Brandon at DePaul (2-3-11) |
| | 5 | JARDINE, Scoop at Syracuse (1-1-11) |
| | 5 | DRAYTON III, Ben vs Georgia Southern (11-12-10) |
| | 5 | FERGUSON, Eric vs Georgia Southern (11-12-10) |
| Fouls | 5 | JENNINGS, Terrence vs Louisville (2-9-11) |
| | 5 | BIRUTA, Gilvydas vs Rutgers (2-6-11) |
| | 5 | FABER, Krys at DePaul (2-3-11) |
| | 5 | OTULE, Chris vs Marquette (1-22-11) |
| | 5 | CROWDER, Jae vs Marquette (1-22-11) |
| | 5 | WILKS, Darnell vs Cincinnati (1-19-11) |
| | 5 | ORIAKHI, Alex vs Connecticut (1-4-11) |
| | 5 | GOODSON, Demetri vs Gonzaga (12-11-10) |
| | 5 | GRAY, Steven vs Gonzaga (12-11-10) |
| | 5 | SACRE, Robert vs Gonzaga (12-11-10) |
| | 5 | HARRIS, Elias vs Gonzaga (12-11-10) |
| | 5 | GASSER, Josh vs Wisconsin (11-28-10) |
| | 5 | TAYLOR, Jordan vs Wisconsin (11-28-10) |
| | 5 | SANDERS-FRISON, Mark vs California (11-26-10) |
| | 5 | NOLTE, Connor vs Georgia (11-25-10) |
| | 5 | PRICE, Jeremy vs Georgia (11-25-10) |
| | 5 | BURNATOWSKI, Murphy vs Maine (11-22-10) |
| | 5 | BURRUS, Antwan vs Liberty (11-14-10) |
| | 5 | BAYNHAM, Marvin vs Georgia Southern (11-12-10) |