



2016-17 NOTRE DAME HOCKEY GAME NOTES

Fighting Irish Media ▶ Dan Colleran ▶ dcollera@nd.edu ▶ 574-339-9810 (c) ▶ UND.com/NDHockey

2016-17 SCHEDULE

OCTOBER

2	USNTDP (Exhibition)	W, 5-1
7	Arizona State [CSN+]	W, 9-2
8	Arizona State	W, 4-2
14	at #4/4 Minnesota Duluth [FCS]	L, 4-3
15	at #4/4 Minnesota Duluth	W, 3-1
21	Penn State [CSN+]	T, 3-3 (ot)
22	Penn State [NBCSN]	L, 3-2 (ot)
27	Connecticut * [CSN]	L, 4-2
28	Connecticut *	W, 6-2

NOVEMBER

12	at Northeastern *	W, 5-2
13	at Northeastern *	T, 0-0
17	#5/6 UMass Lowell *	L, 4-1
18	#5/6 UMass Lowell *	W, 4-1
25	Holy Cross \$	W, 5-3
26	Clarkson \$	L, 2-0

DECEMBER

2	at Massachusetts * [ASN]	L, 5-4
3	at Massachusetts *	W, 3-0
10	#3/4 Boston College * [NBCSN]	W, 3-2
31	Alaska	4:05 p.m.

JANUARY

1	Alaska	2:05 p.m.
6	Michigan Tech [NBCSN]	7:35 p.m.
7	Michigan Tech [NBCSN]	7:00 p.m.
13	at Merrimack *	7:35 p.m.
14	at Merrimack *	7:00 p.m.
20	New Hampshire *	7:35 p.m.
21	New Hampshire *	7:05 p.m.
28	at Boston College *	7:05 p.m.

FEBRUARY

3	Vermont * [NBCSN]	7:35 p.m.
4	Vermont * [NBCSN]	6:35 p.m.
10	vs. Maine * ^	7:05 p.m.
11	at Maine *	7:05 p.m.
17	Providence * [NBCSN]	7:35 p.m.
18	Providence * [NBCSN]	7:05 p.m.
24	at Boston University *	6:05 p.m.
25	at Boston University *	7:05 p.m.

MARCH

3-5	Hockey East First Round &	TBA
10-12	Hockey East Quarterfinals &	TBA
17	Hockey East Semifinals %	TBA
18	Hockey East Championship %	TBA
24	NCAA Regional @	TBA
25	NCAA Regional @	TBA
26	NCAA Regional @	TBA

APRIL

6	NCAA Frozen Four #	TBA
8	NCAA Frozen Four #	TBA

Home Games in bold

All times are subject to change and listed in EST [denotes television coverage] | additional coverage TBA

* - denotes a Hockey East game

\$ - Shillelagh Tournament (at Notre Dame, Ind.)

^ - Cross Insurance Arena (Portland, Maine)

& - Campus sites

% - TD Garden (Boston, Mass.)

@ - 2017 NCAA Regionals

East Regional [Providence, R.I.]

West Regional [Fargo, N.D.]

Midwest Regional [Cincinnati, Ohio]

Northeast Regional [Manchester, N.H.]

- 2017 NCAA Frozen Four hosted by the University of Notre Dame and the Chicago Sports Commission [United Center | Chicago, Ill.]

GAMES 18 & 19



#12/12 University of Notre Dame Fighting Irish

(9-6-2, 5-3-1 HEA)



University of Alaska Fairbanks Nanooks

(6-12-2, 5-9-2 WCHA)

GAMES 18 & 19

Matchup: Alaska at Notre Dame

Date: Saturday, Dec. 31 | Sunday, Jan. 1

Time: 4:05 p.m. (ET) | 2:05 p.m.

Site: Notre Dame, Ind.

Arena: Compton Family Ice Arena (5,022)

Television: None

Live Streaming: NBC Sports App

Play-by-Play: Darin Pritchett

Live Radio | Audio: WZOC 94.3 FM | WatchND

Play-by-Play: Darin Pritchett

Live Stats: UND.com

Live Updates: @NDHockey

Series History: ND leads, 30-25-4 (59 games)

OVERVIEW

▶ Twelfth-ranked Notre Dame opens the second half of the 2016-17 season with a two-game series against former CCHA foe, Alaska Fairbanks.

▶ The teams will be meeting for the first time since the Nanooks swept a two-game series at Notre Dame on Jan. 18-19, 2013.

▶ Saturday night's game will be the first of four consecutive non-conference home games the Irish will play following the winter break.

What's Inside

University Information & Quick Facts	2
Notes	1-5
Series History	2
National Polls & Notre Dame in the Polls	4
2016-17 Honors & Awards	4
Roster by Major/School	5
Notre Dame Roster & Coaching Staff	6
Geographic Breakdown	6
Head Coach Jeff Jackson	7
The Last Time ...	8
Notre Dame's Record When ...	8
2016-17 Stats	9-14
2016-17 Individual Game-by-Game	15
2016-17 Box Scores	16-20
Individual Player Pages/Career Highs	21-33
Cal Petersen Notes/In The ND Records Book	34-35

▶ Notre Dame is coming off a comeback win over now No. 5/6 Boston College, 3-2 on Dec. 10.

▶ Anders Bjork scored a power play-goal and a shorthanded game winner to spark the win after the Irish had been trailing 2-0 in the second period.

67

Junior goaltender **Cal Petersen** has started 67 consecutive games in the Irish net dating back to his freshman season.

4

Junior forward **Anders Bjork** has four game-winning goals this season, which leads Hockey East and is tied for second in the country.

.623

Junior forward **Jake Evans** ranks second in Hockey East and 12th in the country with a .623 faceoff winning percentage this season (215 wins -130 losses).



NDHockey



ND_Hockey



NotreDameHockey



NotreDameHockey

UNIVERSITY INFORMATION

School: University of Notre Dame
 Location: Notre Dame, IN 46556
 Founded: 1842
 Enrollment: 8,475 (undergraduate), 12,126 (total)
 Nickname: Fighting Irish
 Colors: Gold and Blue
 Affiliation: NCAA Division I
 Conference: Hockey East Association (HEA)
 President: Rev. John I. Jenkins, C.S.C. (Notre Dame '76)
 Provost: Thomas Burish
 NCAA Faculty Representative: Patricia Bellia (Harvard '91)
 Athletics Director: Jack Swarbrick (Notre Dame '76)
 Sr. Assoc. Athletic Director/Sport Administrator: Tom Nevala (Notre Dame '90)
 Ticket Office Phone: (574) 631-7356
 Home Ice (capacity): Compton Family Ice Arena (5,022)
 Charles "Lefty" Smith Rink
 Ice Surface: 200 x 90

HOCKEY STAFF INFORMATION

Head Coach: Jeff Jackson (Michigan State '78)
 Record at Notre Dame: 253-160-50 (12th season)
 Record Overall 435-212-75 (18th season)
 Hockey East Record/Years: 38-23-11 (fourth season)
 Associate Head Coach: Paul Pooley (Ohio State '84)
 Associate Coach: Andy Slaggert (Notre Dame '89)
 Volunteer Assistant Coach: Kevin Lind (Notre Dame '14)
 Coordinator of Hockey Operations: Nick Siergiej (Wisconsin-River Falls '06)
 Athletic Trainer: Kevin Ricks
 Equipment Specialist: Scott Eastman
 Strength and Conditioning: Tony Rolinski
 Senior Team Managers: Taek Lee, Meghan Thompson, Amelia Legault-Laroche
 Administrative Assistant: Sue Halasz
 Hockey Office Phone: (574) 631-3630
 Hockey Office Fax: (574) 631-4897

MEDIA RELATIONS INFORMATION

Associate Director, Athletics Communications (Hockey SID): Dan Colleran
 Office Phone: (574) 631-7519
 Cell Phone: (574) 339-9810
 Hockey Media Relations E-Mail: dcollera@nd.edu
 Compton Family Ice Arena Press Box Phone: (574) 631-4899
 Mailing Address: University of Notre Dame
 100 Compton Family Ice Arena
 Notre Dame, IN 46629
 Web Site: www.und.com/NDHockey
 Twitter: @NDHockey
 Instagram: ND_Hockey
 Facebook: facebook.com/NotreDameHockey
 Snapchat NotreDameHockey

TEAM INFORMATION

2015-16 Overall Record: 19-11-7
 2015-16 Hockey East Record/Finish 15-5-2 (3rd)
 2015-16 Postseason: Hockey East Quarterfinals
 NCAA Midwest Regional Semifinals
 Letter Winners Returning: 17 (10 forwards, 5 defensemen, 2 goaltenders)
 Letter Winners Lost: 7 (4 forwards, 2 defensemen, 1 goaltender)
 Newcomers: 8 (5 forwards, 2 defensemen, 1 goaltender)
 2016-17 Captain: Cal Petersen (C)
 2016-17 Alternate Captains: Anders Bjork (A), Jake Evans (A)
 Luke Ripley (A)
 NCAA Appearances Eight (Last: 2016)
 NCAA Frozen Four Appearances Two (2008 & 2011)
 All-Americans 12 players/13 times (Last: Robbie Russo in 2015)
 Academic All-Americans Nine (Last: Peter Schneider in 2015)

▶ Bjork, one of the nation's top scorers, was named the Hockey East Player of the Week following his performance against the Eagles.

▶ Bjork enters the weekend on a three-game point streak (4-1-5).

▶ Andrew Oglevie (2-1-3) and Jake Evans (2-2-4) are also on three-game point streaks, while Joe Wegwerth (0-2-2) and Cam Morrison (0-2-2) have each tallied points in the last two games.

THE ALASKA FAIRBANKS SERIES

▶ Notre Dame leads the all-time series, 30-25-4 (59 meetings).

▶ The last Irish win against the Nanooks came at Alaska on Jan. 28, 2012 by a score of 4-2.

▶ In that win, Notre Dame rallied from a 2-1 deficit at the Carlson Center in front of 3,222 fans who braved temperatures near 50-below zero.

▶ Four players scored for the Irish, including Nick Larson (ppg), T.J. Tynan, Stephen Johns and Riley Sheahan (shg).

▶ The all-time series began on Jan. 15, 1985 when Alaska posted a 6-4 win at Notre Dame.

▶ Notre Dame defeated Alaska in the first round of the 2007 CCHA playoffs (7-1 and 3-1) en route to claiming the 2007 CCHA Championship.

BY THE NUMBERS (national rank/60)*

Category	AFA	ND
Goals/game	2.57 (41)	3.40 (9)
GAA/game	3.51 (52)	2.38 (12)
Power Play %	17.27 (32)	17.89 (27)
PK %	84.11 (26)	82.89 (33)
Penalties/game	7.06 (51)	5.54 (16)
PIM/game	17.09 (56)	14.31 (38)

* - As of Dec. 29

THE NANOOKS AT A GLANCE

▶ Alaska enters the weekend series with a 6-12-2 overall record and a 5-9-2 mark in WCHA play.

▶ Most recently, the Nanooks split home series against Alaska Anchorage (Dec. 9-10) and Bowling Green (Dec. 16-17).

▶ Senior forward Marcus Basara leads the team in scoring with 15 points on a team-high seven goals and eight assists.

▶ Sophomore forward Chad Staley (6-7-13) and junior defenseman Zach Frye (4-9-13) are tied for second on the team with 13 points.

▶ Freshman forward Troy Van Tetering, who has played in all 20 games, has six goals on 12 shots on goal this season.

▶ Sophomore goaltender Jesse Jenks has played the majority of the minutes in the Nanooks' goal, including each of the last three games, and has a 5-8-1 record to go along with a 3.30 goals against average and an .890 save percentage.

▶ Alaska is 3-2-2 on the road this season, with

Series History

THE SERIES

Series: Notre Dame leads, 30-25-4 (59 games)
 At Notre Dame: ND leads, 18-11-1
 At Fairbanks: Alaska leads, 14-11-3
 At Neutral Sites: ND leads, 1-0-0
 Overtime Wins: Alaska 1, ND 2
 One-Goal Wins: Alaska 10, ND 12
 Current Streak: Alaska, 2-0-0 in last two meetings

YEAR	SITE	W	L	T	RESULT
1984-85	Notre Dame		L		4-6
1985-86	Fairbanks		L		2-9
	Fairbanks		L		4-8
1990-91	Fairbanks		L		3-4
	Fairbanks		L		0-2
	Anchorage, AK (N)	W			4-3
1991-92	Fairbanks		L		2-4
1993-94	Fairbanks		L		5-6
1994-95	Notre Dame		L		4-5
1995-96	Fairbanks	W			7-4
	Fairbanks		L		4-6
	Fairbanks		L		4-7
1996-97	Notre Dame	W			3-1
	Notre Dame		L		4-5
	Notre Dame	W			6-2
1997-98	Fairbanks	W			4-2
	Fairbanks (OT)		L		2-3
	Fairbanks	W			5-1
1998-99	Notre Dame	W			6-2
	Notre Dame	W			6-1
	Notre Dame	W			5-2
1999-00	Notre Dame	W			1-0
	Notre Dame	W			3-2
	Fairbanks	W			2-1
	Fairbanks (OT)			T	3-3
2000-01	Fairbanks (OT)			T	4-4
	Fairbanks	W			3-1
2001-02	Notre Dame		L		5-7
	Notre Dame		L		5-6
2002-03	Fairbanks		L		3-4
	Fairbanks		L		4-5
2003-04	Notre Dame	W			3-2
	Notre Dame (OT)			T	2-2
2004-05	Fairbanks	W			3-2
	Fairbanks		L		2-3
2005-06	Notre Dame	W			4-1
	Notre Dame		L		1-2
	Notre Dame		L		1-3
	Notre Dame		L		0-1
2006-07	Notre Dame	W			3-1
	Notre Dame	W			6-2
	Fairbanks	W			1-0
	Fairbanks (OT)	W			3-2
	Notre Dame	W			7-1
	Notre Dame	W			3-1
2007-08	Fairbanks	W			2-1
	Fairbanks (OT)			T	1-1
2008-09	Notre Dame	W			2-0
	Notre Dame	W			3-0
2009-10	Fairbanks	W			3-2
	Fairbanks		L		1-3
2010-11	Notre Dame	W			2-1
	Notre Dame		L		1-4
2011-12	Notre Dame	W			5-4
	Notre Dame (OT)	W			3-2
	Fairbanks		L		3-6
	Fairbanks	W			4-2
2012-13	Notre Dame		L		4-5
	Notre Dame		L		1-2

SERIES SCORING TOTAL/AVG.

Notre Dame	191/3.24 goals per game
Alaska	172/2.92 goals per game

SERIES RECORDS

ND Most Goals (Game): 7, in '95-'96 (7-4), '06-'07 (7-1)
 ND Widest Margin: 6, in '06-'07
 Alaska Most Goals (Game): 9, in 1985-86 (9-2)
 Alaska Widest Margin: 7, in 1985-86 (9-2)
 High-Scoring Game: 12, in 1985-86 (UAF 8-4)

the three wins coming at Alaska Anchorage (Oct. 8), at Lake Superior State (Oct. 29) and at Alabama Huntsville (Nov. 12).

BJORK PLAYING LEAD ROLE

- ▶ Junior forward Anders Bjork, a 2014 fifth-round pick by Boston, is one of the country's leading scorers with 13 goals and 15 assists for 28 points.
- ▶ Bjork reached the 25-point plateau in his 15th game of the season, marking the fastest any Notre Dame player has reach 25 points in the Coach Jackson era (and dating back to at least 2001-02).
- ▶ Bjork has been held without a point in just four of Notre Dame's 17 games this season (one of which was the 0-0, two-period tie at Northeastern on Nov. 13).
- ▶ Bjork has posted eight multi-point games, including four-point games against ASU (Oct. 8) and UConn (Oct. 28).
- ▶ The Irish are 9-3-1 on the season when Bjork notches at least one point (6-2-0 when he scores at least one goal).

BJORK RANKS

Category	HEA Rank*	NCAA Rank*
Goals (13)	2nd	t-4th
GWG (4)	1st	t-2nd
Assists (15)	5th	t-17th
Points (28)	3rd	6th
Points/game (1.65)	8th	3rd
Pts./3rd period (13)	t-1st	t-1st

* - As of Dec. 29

LAST TIME OUT: COMEBACK WIN OVER BC

- ▶ Facing a two-goal deficit against third-ranked Boston College following the opening period of play, the Irish scored three goals in the second period in an eventual 3-2 victory at the Compton Family Ice Arena (Dec. 10).
- ▶ Anders Bjork broke through on the power play and, after an Andrew Oglevie tally tied the game five minutes later, Bjork buried the shorthanded, game-winner for the Irish at 17:30 of the second.
- ▶ Notre Dame handed Boston College its first conference defeat of the 2016-17 season.
- ▶ The Irish out-shot the Eagles 32-17, including a 21-9 count in shots on goal over the final two periods.

THIRD PERIOD SURGE

- ▶ Notre Dame is outscoring opponents by a 25-10 margin in third periods this season.
- ▶ Notre Dame's 25 third period goals ranks tied for third in the country.
- ▶ The Fighting Irish are averaging 1.56 goals per third period, which ranks third in the country

(Notre Dame has played only 16 third periods this season due to the shortened game at Northeastern on Nov. 13).

- ▶ Anders Bjork is tied for second in the country with six third-period goals and is tied for the national lead with 13 third-period points (6-7-13).

STRENGTH OF SCHEDULE

- ▶ The Irish have played a tough schedule in 2016-17, including a non-conference road series at current No. 1 Minnesota Duluth and a non-conference home series against current No. 3 Penn State.
- ▶ Notre Dame has posted wins at then #4 Minnesota Duluth (3-1 on Oct. 15), versus then #5/6 UMass Lowell (4-1 on Nov. 18) and over

then #3/4 Boston College (3-2 on Dec. 10).

OGLEVIE ON THE OFFENSIVE

- ▶ Sophomore forward Andrew Oglevie has 18 points (8-10-18) through 17 games.
- ▶ Last season as a freshman, Oglevie totalled nine points (5-4-9) in 31 games.
- ▶ Oglevie's offensive production has been boosted by increased time on the power play, where he has scored three goals and added seven assists for 10 points.

TOP MARKS IN THE COUNTRY

- ▶ Released on Nov. 15, the Irish rank third in NCAA Div. I hockey in the Graduation Success Rate (GSR) with a score of 94 (Bowling Green is first with 100, followed by Air Force at 96).

Current Irish in the National Hockey League Draft



Connor Hurley

2013 | Second Round | 38th Overall
Buffalo Sabres



Cal Petersen

2013 | Fifth Round | 129th Overall
Buffalo Sabres



Anders Bjork

2014 | Fifth Round | 146th Overall
Boston Bruins




Jake Evans

2014 | Seventh Round | 207th Overall
Montreal Canadiens



Joe Wegwerth

2014 | Fourth Round | 92nd Overall
Florida Panthers



Dennis Gilbert

2015 | Third Round | 91st Overall
Chicago Blackhawks



Cam Morrison

2016 | Second Round | 40th Overall
Colorado Avalanche



Andrew Peeke

2016 | Second Round | 34th Overall
Columbus Blue Jackets



**USCHO.com Division I Men's Poll
(Dec. 19, 2016)**

Rk.	Team (1st-place votes)	Record	Points	Last Wk.
1.	Minnesota Duluth (35)	12- 3-3	982	1
2.	Denver (11)	12- 3-3	958	2
3.	Penn State (4)	13- 1-1	886	3
4.	Harvard	8- 2-1	818	4
5.	Boston University	10- 5-2	765	6
6.	Boston College	13- 6-1	760	5
7.	UMass Lowell	10- 5-3	689	7
8.	North Dakota	9- 6-3	626	8
9.	Ohio State	9- 2-4	591	9
10.	Union	14- 3-2	560	13
11.	Minnesota	9- 5-2	531	10
12.	Notre Dame	9- 6-2	415	12
13.	Vermont	10- 6-2	348	11
14.	Quinnipiac	10- 7-2	340	14
15.	Bemidji State	13- 6-3	296	15
16.	Western Michigan	8- 5-3	257	16
17.	St. Lawrence	10- 5-4	237	17
18.	St. Cloud State	8- 7-1	164	18
19.	Minnesota State	11- 7-2	84	19
20.	Omaha	9- 6-3	77	20

Others receiving votes: Cornell 65, Michigan Tech 27, Army 10, Michigan 5, Clarkson 4, Providence 3, Princeton 2.

**USA Today/USA Hockey Magazine
College Hockey Poll
(Dec. 19, 2016)**

Rk.	Team, Points (1st-place votes)	Last Week	Record
1.	Minnesota Duluth, 503 (30)	1	12-3-3
2.	University of Denver, 478 (3)	2	12-3-3
3.	Penn State University, 412 (1)	3	13-1-1
4.	Harvard University, 386	5	8-2-1
5.	Boston College, 370	4	13-6-1
6.	Boston University, 350	6	10-5-2
7.	UMass Lowell, 287	7	10-5-3
8.	University of North Dakota, 241	9	9-6-3
9.	Union College, 239	12	14-3-2
10.	Ohio State University, 234	8	9-2-4
11.	University of Minnesota, 164	11	9-5-2
12.	University of Notre Dame, 101 14	9-6-2	
13.	Quinnipiac University, 78	13	10-7-2
14.	University of Vermont, 77	10	10-6-2
15.	Bemidji State University, 55	15	13-6-3

Others Receiving Votes: St. Lawrence University, 43; Western Michigan University, 30; St. Cloud State University, 13; Cornell University, 10; Minnesota State University, 6; University of Nebraska Omaha, 2; Michigan Tech University, 1.

Notre Dame in the Polls

Date	USCHO.com	USAToday
Preseason	9	8
Oct. 10	5	6
Oct. 17	3	4
Oct. 24	7	6
Oct. 31	9	9
Nov. 7	9	9
Nov. 14	9	9
Nov. 21	12	11
Nov. 28	12	12
Dec. 5	14	13
Dec. 12	12	14
Dec. 19	12	12

▶ Notre Dame also ranks first in NCAA Div. I hockey in the Federal Rate (measured by the federal government in its Department of Education report) with a score of 82.

▶ Miami is second in the Federal Rate with a score of 79.

▶ The University of Notre Dame has claimed a share of the 2016 national championship for graduating student-athletes in all sports-in the process posting the top NCAA Graduation Success Rate (GSR) figure (98) for its student-athletes for the 10th straight year.

JACKSON REACHES 250

▶ In the midst of his 12th season behind the Irish bench, Head Coach Jeff Jackson notched his 250th career win with Notre Dame in the 5-2 victory at Northeastern on Nov. 12. (now 253-160-50).

▶ Only Charles "Lefty" Smith has more wins as Notre Dame's head coach (307-320-31).

IN THE RANKS

▶ The Irish moved to No. 12 in both the USCHO.com poll and in the USA Today/USA Hockey Magazine poll heading into the winter break (Dec. 19).

▶ Notre Dame has moved up and down between No. 14 to as high as No. 3 this season in the polls.

▶ Prior to Oct. 10-17 of this season, the last time the Irish had reached the top five in the polls was on Nov. 11, 2013 (No. 4 in USCHO.com and No. 3 in the USA Today/USA Hockey Magazine).

NHL ALUMNI REPORT (Entering weekend)

▶ Eight former Notre Dame hockey players have played in the NHL this season, including a stretch where all eight were in the NHL at the same time (Nov. 21-28 & Dec. 16-23).

▶ It was the first time in program history when eight former players were on active NHL rosters at the same time.

▶ The single-season record for most former Irish players skating in the NHL during a season is nine (2011-12).

2016-17 Honors

Anders Bjork

▶ Hockey East Player of the Month (Nov. 2)

▶ Hockey East Player of the Week (Oct. 10 & Dec. 12)

▶ 2016 Shillelagh Tournament All-Tournament Team (Nov. 26)

▶ Hockey East Honor Roll (Oct. 31, Nov. 28)

Tory Dello

▶ 2016 Shillelagh Tournament All-Tournament Team (Nov. 26)

Jake Evans

▶ Hockey East Honor Roll (Dec. 5)

Bobby Nardella

▶ Hockey East Honor Roll (Oct. 10 & Nov. 21)

Andrew Oglevie

▶ Hockey East Honor Roll (Oct. 17)

Cal Petersen

▶ Mike Richter Award Watch List (Oct. 7)

▶ Hockey East Honor Roll (Oct. 17 & Nov. 21)

▶ Vinnie Hinostroza scored his first career goal and added his first two career assists in Chicago's 4-3 overtime win against Vancouver (Nov. 19).

▶ Bryan Rust notched his first career hat trick in Pittsburgh's 8-5 win over Ottawa (Dec. 5), including a penalty shot goal (Ian Cole also had two assists in that victory).

▶ Stats as of Dec. 29:

Eric Condra, Tampa Bay: 7 GP, 0-0-0

Vinnie Hinostroza, Chicago: 28 GP, 3-5-8

Stephen Johns, Dallas: 27 GP, 3-3-6

Riley Sheahan, Detroit: 35 GP, 0-6-6

Kyle Palmieri, New Jersey: 33 GP, 6-13-19

Anders Lee, New York Islanders: 34 GP, 13-4-17

Ian Cole, Pittsburgh: 37 GP, 2-12-14

Bryan Rust, Pittsburgh: 34 GP, 10-6-16

YOUTH MOVEMENT

▶ According to research by College Hockey Inc., Notre Dame is the third-youngest team in

HOCKEY EAST STANDINGS

	Hockey East					Overall						
	GP	W	L	T	Pts	GF	GA	W	L	T	GF	GA
Boston College	10	8	1	1	17	40	22	13	6	1	73	49
UMass Lowell	10	6	3	1	13	31	21	10	5	3	61	44
New Hampshire	7	5	1	1	11	31	17	8	7	2	58	50
Notre Dame	9	5	3	1	11	28	20	9	6	2	57	40
Vermont	9	5	3	1	11	24	22	10	6	2	57	45
Boston University	8	4	2	2	10	19	16	10	5	2	53	35
Connecticut	9	4	3	2	10	23	22	6	6	6	51	48
Merrimack	8	1	4	3	5	17	27	6	8	3	40	48
Massachusetts	10	2	7	1	5	21	36	4	12	2	40	62
Providence	7	1	4	2	4	17	23	7	6	3	49	40
Northeastern	9	1	6	2	4	21	31	6	7	4	56	51
Maine	8	1	6	1	3	17	32	7	9	3	57	62

college hockey this season (as of Oct. 1, 2016):

Boston College -- 20 years, 49 days

Boston University -- 20 years, 108 days

Notre Dame -- 20 years, 272 days

► Freshman forward Cam Morrison (born in August of 1998) is the fifth-youngest player in NCAA Division I men's college hockey this season.

IN OVERTIME

► The Irish are 0-1-1 in overtime this season, with both of those results coming against Penn State (Oct. 21-22).

► Two players on the current roster have overtime, game-winning goals:

► Jake Evans in a 3-2 win vs. Miami on Dec. 28, 2014 in the Florida College Hockey Classic.

► Connor Hurley in a 3-2 win at Merrimack on Nov. 14, 2014.

HOCKEY EAST PLAYOFF SETUP

► All 12 teams will once again make the Hockey East playoffs, with the top-four seeds earning first round byes.

► Those top-four teams will then host best-of-three second round series to determine who advances to the semifinals at the TD Garden (Boston, Massachusetts).

► Teams 5-8 will host first round, best-of-three series to open the Hockey East playoffs.

JACKSON RANKS (entering the weekend)

► Head Coach Jeff Jackson ranks second in active career winning percentage (minimum of five Division I seasons):

.659 -- Red Berenson, Michigan (842-415-90)

.654 -- Jeff Jackson, Notre Dame (435-212-75)

SHORTENED SERIES FINALE AT NU

► On Sunday, Nov. 13, with Notre Dame and Northeastern tied 0-0 after two periods of play at Matthews Arena, the game was suspended when a broken down Zamboni led to unsafe ice conditions at Matthews Arena.

► The game was then declared a 0-0 tie by Hockey East on Wednesday, Nov. 16 and marked Cal Petersen's sixth career shutout.

NINE GOAL NIGHT

► In Notre Dame's 9-2 win over Arizona State (Oct. 7), the Irish scored at least nine goals for the first time since a 10-2 victory over Canisius on Dec. 29, 2010.

► In addition, Notre Dame tallied six power-play goals for the first time since a 9-5 win over Northern Michigan on Feb. 13, 2009.

CAPTAIN CAL

► Junior goaltender Cal Petersen is the first goaltender in program history to wear the captain's "C" for the Irish.

► Petersen started all 37 games in 2015-16 and led the nation in percentage of team minutes played while posting a 19-11-7 record.

► He finished 2015-16 with a 2.20 goals-against average and a .927 save percentage, which ranked 12th in the country.

2016 NHL DRAFT: IRISH HISTORY MADE

► Current freshmen Cam Morrison (Second Round, 40th overall by the Colorado Avalanche) and Andrew Peeke (Second Round, 34th overall by Columbus) were each selected in the 2016 NHL Entry Draft.

► It marked the first NHL draft in which two Irish hockey players were selected within the first 40 picks.

► Peeke and Morrison also become the 78th and 79th Irish hockey players to be selected in the NHL Entry Draft.

► Additionally, at least one Notre Dame player has now been drafted in each draft dating back to 2004 (12 seasons).

NOTRE DAME IN THE NCAA TOURNAMENT

► Last season, the Fighting Irish made their eighth all-time appearance in the NCAA Championship field, including their sixth since 2008.

► Under Head Coach Jeff Jackson, the Irish made Frozen Four trips in 2008 and 2011.

NOTRE DAME & HOCKEY EAST

► The 2016-17 season will mark Notre Dame's final season in Hockey East before joining the Big Ten Conference as an affiliate member in men's ice hockey.

► In Notre Dame's previous three seasons in Hockey East, the Irish have finished the regular season tied for seventh (2014), fifth (2015) and third (2016).

► During Notre Dame's final season in the CCHA (2012-13), the Irish placed second in the regular-season standings and then won the tournament championship.

FAMILY TIES

► Sophomore forward Anders Bjork is part of the fourth Notre Dame hockey-playing son to follow his father to Notre Dame.

► His father, Kirt Bjork, was an All-America at Notre Dame during the 1982-83 campaign and is tied for 12th on Notre Dame's all-time points list with 161 (141 GP, 76-85-161).

► Kirt is currently a director of regional development in Notre Dame's development

**2016-17 Roster
By School and/or Major**

Marketing (Mendoza College of Business)

Anders Bjork (Jr.)

Bo Brauer (Jr.)

Dawson Cook (Jr.)

Finance (Mendoza College of Business)

Tony Bretzman (Jr.)

Luke Ripley (Jr.)

Management Consulting (Mendoza College of Business)

Jake Evans (Jr.)

Jordan Gross (Jr.)

Ben Ostlie (Sr.)

Cal Petersen (Jr.)

Mendoza College of Business

Jack Jenkins (So.)

Dylan Malmquist (So.)

Political Science (College of Arts & Letters)

Dennis Gilbert (So.)

Connor Hurley (Jr.)

Bobby Nardella (So.)

Andrew Oglevie (So.)

College of Arts & Letters

Joe Wegwerth (So.)

Finance & Economics (double major)

Chad Katunar (Jr.)

Economics & Chinese (double major)

Peter Mark (Jr.)

First Year of Studies

Cal Burke (Fr.)

Tory Dello (Fr.)

Felix Holmberg (Fr.)

Cale Morris (Fr.)

Cam Morrison (Fr.)

Luke Novak (Fr.)

Mike O'Leary (Fr.)

Andrew Peeke (Fr.)

office.

► Anders Bjork also has another family tie to Irish hockey, as his cousin is former Irish standout Erik Condra, who is currently a member of the Tampa Bay Lightning.

► As the fourth son to follow his father to Notre Dame, Anders joins Mario Lucia (Don Lucia) Kevin Nugent (Kevin Nugent, Sr.) and Rory Walsh (Brian Walsh) to play at Notre Dame after their fathers.

NBC SPORTS BACK FOR FOURTH SEASON

► The NBC Sports Group will once again provide coverage of Notre Dame hockey throughout the 2016-17 season.

2016-17 Notre Dame Hockey Roster

No.	Name	Height	Weight	Position	Yr.	Hometown	Last Team (League)
2	Tony Bretzman	5-11	175	Defenseman	JR	Mendota Heights, Minn.	Langley Rivermen (BCHL)
3	Jordan Gross	5-10	186	Defenseman	JR	Maple Grove, Minn.	Green Bay Gamblers (USHL)
4	Dennis Gilbert	6-2	220	Defenseman	SO	Williamsville, N.Y.	Chicago Steel (USHL)
6	Tory Dello	6-0	190	Defenseman	FR	Crystal Lake, Ill.	Tri-City Storm (USHL)
8	Ben Ostlie	6-2	200	Forward	SR	Edina, Minn.	Omaha Lancers (USHL)
9	Dawson Cook	6-2	213	Forward	JR	Cadillac, Mich.	Green Bay Gamblers (USHL)
10	Anders Bjork	6-0	181	Forward	JR	Mequon, Wis.	U.S. National Under-18 Team
11	Cal Burke	5-10	184	Forward	FR	Boxborough, Mass.	Cedar Rapids RoughRiders (USHL)
12	Felix Holmberg	5-10	175	Forward	FR	Stockholm, Sweden	AIK J20 (SuperElit)
15	Andrew Oglevie	5-10	181	Forward	SO	Fullerton, Calif.	Cedar Rapids RoughRiders (USHL)
16	Connor Hurley	6-2	185	Forward	JR	Edina, Minn.	Green Bay Gamblers (USHL)
17	Peter Mark	6-0	180	Defenseman	JR	Minneapolis, Minn.	Saint Thomas Academy (USHS)
18	Jake Evans	6-0	191	Forward	JR	Toronto, Ontario	St. Michael's Buzzers (OJHL)
19	Mike O'Leary	6-1	195	Forward	FR	Halifax, Nova Scotia	Dubuque Fighting Saints (USHL)
21	Joe Wegwerth	6-3	230	Forward	SO	Brewster, N.Y.	Cedar Rapids RoughRiders (USHL)
22	Andrew Peeke	6-2	200	Defenseman	FR	Parkland, Fla.	Green Bay Gamblers (USHL)
23	Luke Novak	6-0	182	Forward	FR	Waukesha, Wis.	New Jersey Hitmen (USPHL)
24	Luke Ripley	6-5	207	Defenseman	JR	Kitimat, British Columbia	Powell River Kings (BCHL)
25	Dylan Malmquist	5-11	185	Forward	SO	Edina, Minn.	Edina (USHS)
26	Cam Morrison	6-3	212	Forward	FR	Aurora, Ontario	Youngstown Phantoms (USHL)
27	Bobby Nardella	5-9	175	Defenseman	SO	Rosemont, Ill.	Tri-City Storm (USHL)
28	Jack Jenkins	5-11	192	Forward	SO	Lake Bluff, Ill.	Fargo Force (USHL)
29	Bo Brauer	6-3	210	Forward	JR	Edina, Minn.	Nanaimo Clippers (BCHL)
32	Cale Morris	6-1	190	Goaltender	FR	Larkspur, Colo.	Waterloo Black Hawks (USHL)
33	Chad Katunar	6-5	210	Goaltender	SR	Victoria, British Columbia	Penticton Vees (BCHL)
40	Cal Petersen	6-3	190	Goaltender	JR	Waterloo, Iowa	Waterloo Black Hawks (USHL)

Coaches

Jeff Jackson: Head Coach (Michigan State '78, 12th season at Notre Dame)

Paul Pooley: Associate Head Coach (Ohio State '84)

Andy Slaggert: Associate Coach (Notre Dame '89)

Kevin Lind: Volunteer Assistant Coach (Notre Dame '14)

John Micheletto: Special Assistant to the Coaching Staff (Dartmouth '88)

Nick Siergiej: Coordinator of Hockey Operations (Wisconsin – River Falls '06)

Athletic Trainer: Kevin Ricks

Equipment Specialist: Scott Eastman

Will Moran: Hockey and Programming Intern

Pronunciation Key

8	Ben AWST-lee
10	Anders BEE-york
15	Andrew Oh-GLE-Vee
25	Dylan Mall-mm-quist
32	KALE Morris
33	Chad Cat -en-arh

California (1)

Andrew Oglevie Fullerton, California

Colorado (1)

Cale Morris Larkspur, Colorado

Florida (1)

Andrew Peeke Parkland, Florida

Illinois (3)

Tory Dello Crystal Lake, Illinois
Bobby Nardella Rosemont, Illinois
Jack Jenkins Lake Bluff, Illinois

Iowa (1)

Cal Petersen Waterloo, Iowa

Massachusetts (1)

Cal Burke Boxborough, Massachusetts

Michigan (1)

Dawson Cook Cadillac, Michigan

Minnesota (7)

Tony Bretzman Mendota Heights, Minnesota
Jordan Gross Maple Grove, Minnesota
Ben Ostlie Edina, Minnesota
Connor Hurley Edina, Minnesota
Dylan Malmquist Edina, Minnesota
Peter Mark Minneapolis, Minnesota
Bo Brauer Edina, Minnesota

New York (2)

Dennis Gilbert Williamsville, New York
Joe Wegwerth Brewster, New York

Wisconsin (2)

Anders Bjork Mequon, Wisconsin
Luke Novak Waukesha, Wisconsin

Canada (5)

Jake Evans Toronto, Ontario
Chad Katunar Victoria, British Columbia
Cam Morrison Aurora, Ontario
Mike O'Leary Halifax, Nova Scotia
Luke Ripley Kitimat, British Columbia

Sweden (1)

Felix Holmberg Stockholm, Sweden

THE JACKSON FILE

Full Name

• Jeffery L. Jackson

Birthdate

• June 22, 1955

Hometown

• Roseville, Michigan

Education

- Bachelor's Degree in Communications Michigan State '78
- Bachelor's Degree in Education Michigan State '79



Collegiate Coaching Experience

- Assistant Coach, Lake Superior State (1986-90)
- Head Coach, Lake Superior State (1990-96)
Record: 182-52-25 (.751); two NCAA titles, two CCHA regular-season titles, four CCHA tournament championships
- Head Coach, University of Notre Dame (2005-):
 - **Two** CCHA regular-season titles
 - **Three** CCHA tournament titles
 - **Six** NCAA appearances
 - **Two** NCAA Frozen Four appearances

International Coaching Experience

- National Coach and Senior Director, U.S. National Team Developmental Program (1996-2000)
- Head Coach, U.S. Junior National Team (1996-97)
- Won silver medal at World Junior Championships
- Assistant Coach, U.S. Olympic Team (1998)

Junior Hockey Experience

- Head Coach, OHL's Guelph Storm (2000-03)
Record: 87-67-24 (4)

Professional Experience

- Assistant Coach, New York Islanders (2003-05)

Coaching Honors

- CCHA Coach of the Year (1990-91)
- CCHA Coach of the Year (2006-07)
- Spencer Penrose Award (2006-07)
- CCHA Coach of the Year (2010-11)

Jackson's Year-By-Year Collegiate Record

Year	Overall		Conference	
	W - L - T	.Pct	W - L - T	.Pct
1990-91	36 - 5 - 4	.844	26 - 2 - 4	.875
1991-92	30 - 9 - 4	.744	20 - 8 - 4	.688
1992-93	32 - 8 - 5	.767	20 - 5 - 5	.750
1993-94	31 - 10 - 4	.733	18 - 8 - 4	.667
1994-95	23 - 12 - 6	.634	14 - 9 - 4	.593
1995-96	30 - 8 - 2	.775	22 - 6 - 2	.767
2005-06	13 - 19 - 4	.417	11 - 13 - 4	.464
2006-07	32 - 7 - 3	.798	21 - 4 - 3	.804
2007-08	27 - 16 - 4	.617	15 - 9 - 4	.607
2008-09	31 - 6 - 3	.813	21 - 4 - 3	.804
2009-10	13 - 17 - 8	.447	9 - 12 - 7	.446
2010-11	25 - 14 - 5	.625	18 - 7 - 3	.696
2011-12	19 - 18 - 3	.513	12 - 13 - 3	.482
2012-13	25 - 13 - 3	.646	17 - 8 - 3	.661
2013-14	23 - 15 - 2	.600	9 - 9 - 2	.500
2014-15	18 - 19 - 5	.488	10 - 7 - 5	.568
2015-16	19 - 11 - 7	.608	15 - 5 - 2	.727
Totals	427-207-72	.656	278-130-62	.657

Head Coach JEFF JACKSON

► The 2015-16 hockey season marks University of Notre Dame hockey coach Jeff Jackson's 12th season behind the Irish bench. The highly regarded Jackson now has over 30 years of coaching experience.

► Notre Dame's Jeff Jackson era began in 2005 when the University searched for a man who could move the program among the elite hockey schools in the country.

► The veteran coach owned a resume packed with success at the collegiate, junior hockey, professional and international levels.

► During his 11-year run, Notre Dame has become one of the nation's top teams, winning the Central Collegiate Hockey Association's (CCHA) regular-season title twice (2006-07 and 2008-09) while earning three Mason Cup championships ('07, '09 and the final one in 2013).

► During Jackson's tenure, his teams have made seven trips to the NCAA Tournament (2006-09, 2010-11, 2012-14 and now 2016), advancing to the Frozen Four twice, playing in the 2008 title game and the 2011 national semifinals.

► Then in 2013-14, the team's first season in Hockey East, the Irish upset the conference's top team - Boston College - in the quarterfinals to advance to the TD Garden (Boston, Massachusetts) for the Hockey East semifinals

► Between 2006-09, the Irish turned in win totals of 32, 27 and 31 for three consecutive seasons of 25 or more wins and three consecutive NCAA tournament appearances, a first in program history.

► Jackson's success on the ice also has had a major impact off the ice for the Irish. With the wins came a commitment from the University that led to the new home of Irish hockey - The Compton Family Ice Arena - one of the finest college hockey facilities in the nation. The new venue opened for business on Oct. 21, 2011.

► Since Jackson's arrival, the Irish have had 32 players selected in the National Hockey League Entry Draft, including three first round selections. In that same span, 20 players from USA Hockey's National Team Developmental

Program have matriculated to Notre Dame.

► During his tenure, the Irish have had five players garner All-America honors -- Robbie Russo in 2015, Anders Lee in 2013, Ian Cole and Erik Condra in 2009 and David Brown in 2007.

► In addition, 14 of Jackson's players have gone on to play in the NHL (most recently Vince Hinostroza and Stephen Johns in 2015-16).

► In Jackson's first 11 seasons with Notre Dame, the Irish have played with poise and discipline, relying on team defense, strong goaltending and excellent special teams play. They also laid the foundation for future seasons with major success on the recruiting trail.

► In taking over the Irish coaching duties in 2005, Jackson became the first Notre Dame head coach to have won an NCAA Division I championship with another program before being hired as an Irish head coach.

► Success is nothing new for Jackson at the NCAA Division I level. In six years as the head coach at Lake Superior State (1990-96), Jackson's teams won two NCAA titles in 1992 and 1994 (also advancing to the finals in 1993), two CCHA regular-season championships (1991 and 1996) and four CCHA Mason Cup trophies (1991, 1992, 1993 and 1995).

► A 1978 graduate of Michigan State University with a degree in communications, Jackson followed with an education degree from Michigan State in 1979.

► In May 2003, Inside College Hockey, ranked Jackson 12th on its list of the 16 greatest college coaches of all-time with only five of the 16 still active in coaching.

► Jackson is a member of the USA Hockey Coaches Achievement Program, the American Hockey Coaches Association and the National Hockey League Coaches Association.

THE LAST TIME

TEAM

Notre Dame won in overtime	December 29, 2014 vs. Miami (3-2, ot)
Notre Dame lost in overtime	October 22, 2016 vs. Penn State (3-2)
Notre Dame tied in overtime	October 21, 2016 vs. Penn State (3-3, ot)
Notre Dame won in overtime (Hockey East game)	November 14, 2014 at Merrimack (3-2, ot)
Notre Dame lost in overtime (Hockey East game)	February 19, 2016 at Providence College (3-2, ot)
Notre Dame tied in overtime (Hockey East game)	November 20, 2015 at UMass Lowell (2-2, ot)
Notre Dame scored 10 or more goals in a game	December 29, 2010 vs. Canisius (10-2)
Notre Dame allowed 10 or more goals in a game	March 12, 2005 at Michigan (10-1)

Notre Dame had a home shutout	February 27, 2016 vs. Boston University (Cal Petersen, 39 saves)
Notre Dame had a road shutout	December 3, 2016 at Massachusetts (Cal Petersen, 22 saves)
Notre Dame had a neutral site shutout	October 13, 2012 vs. Maine (Steven Summerhays, 22 saves)
Notre Dame had a shutout in a HE game	December 3, 2016 at Massachusetts (Cal Petersen, 22 saves)
Notre Dame was shutout in a HE game	Nov. 13, 2016 at Northeastern (Jake Theut, 22 saves in a two period game)

Notre Dame was shutout at home	November 26, 2016 vs. Clarkson (Jake Keilley, 35 saves)
Notre Dame was shutout on the road	Nov. 13, 2016 at Northeastern (Jake Theut, 22 saves in a two period game)
Notre Dame won 1-0	February 27, 2016 vs. Boston University (Cal Petersen, 39 saves)

Notre Dame had 35 or more shots in a game	December 3, 2016 at Massachusetts (36 shots)
Notre Dame had 40 or more shots in a game	October 27, 2016 vs. UConn (49 shots)
Notre Dame had 50 or more shots in a game	October 7 vs. Arizona State (51 shots)
Notre Dame surrendered 35 or more shots in a game	November 17, 2016 vs. UMass Lowell (35 shots)
Notre Dame surrendered 40 or more shots in a game	February 13, 2016 vs. Maine (41 shots)
Notre Dame surrendered 50 or more shots in a game	January 1, 2016 at Denver (50 shots)
Notre Dame had three PP goals in a game	October 25, 2014 vs. Niagara (7-0 win)
Notre Dame had four PP goals in a game	October 20, 2013 vs. Michigan Tech (7-3 win)
Notre Dame had six PP goals in a game	October 7, 2016 vs. Arizona State (9-2 win)

Notre Dame had one shorthanded goal	December 10, 2016 vs. Boston College (Anders Bjork in a 3-2 win)
Notre Dame had two shorthanded goals	January 7, 2011 at Northern Michigan (8-1 win)
Notre Dame surrendered five PP goals	December 4, 2004 vs. Michigan (8-0 loss)
Notre Dame surrendered four PP goals	February 1, 2013 at Ohio State (6-3 loss)
Notre Dame surrendered three PP goals	December 2, 2016 at UMass (5-4 loss)
Notre Dame surrendered two short-handed goals	February 8, 2013 vs. Michigan (7-4 win)

INDIVIDUAL

Notre Dame player scored a hat trick	October 16, 2015 - Steven Fogarty (at Penn State)
Notre Dame defenseman scored a hat trick	January 18, 2015 - Robbie Russo (at UConn)
Notre Dame player scored four goals	October 19, 1995 - Brian Urick (at Alaska-Fairbanks)
Notre Dame player scored five goals	December 29, 1971 - Ian Williams (at Dartmouth)
Notre Dame player had three assists	November 7, 2015 - Jake Evans (vs. Minnesota - 0-3-3)
Notre Dame player had four assists	December 29, 2010 - Stephen Johns (vs. Canisius - 0g, 4a)
Notre Dame player had five assists	October 21, 1994 - Jamie Ling (vs. Waterloo - 2g, 5a)
Notre Dame player had four points	October 28, 2016 - Anders Bjork (vs. UConn - 2-3-4)
Notre Dame player had five points	February 13, 2009 - Erik Condra (vs. Northern Michigan - 2g, 3a)
Notre Dame player had six points	October 21, 1994 - Jamie Ling (vs. Waterloo - 2g, 5a)
Notre Dame player had seven points	October 21, 1994 - Jamie Ling (vs. Waterloo - 2g, 5a)

Notre Dame goalie made 35+ saves	February 27, 2016 - Cal Petersen (vs. Boston University, 1-0 win, 39 saves)
Notre Dame goalie made 40+ saves	February 13, 2016 - Cal Petersen (vs. Maine, 5-1 win, 40 saves)
Notre Dame goalie made 50+ saves	March 6, 2015 - Cal Petersen (vs. UMass, 4-3 loss, 87 saves)

Opposing player scored a hat trick	November 11, 2011 - Cody Kunk (Alaska)
Opposing player scored four goals	March 12, 1994 - Colin Ward (Western Michigan)
Opposing player scored five goals	November 10, 1973 - Tom Ross (Michigan State)

Opposing player had four assists	December 2, 2011 - Ludwig Karlsson (Northeastern - 0g, 4a)
Opposing player had five assists	January 20, 1996 - Kevin Hilton (Michigan - 0g, 5a)

Opposing player had four points	March 12, 2016 - Kevin Roy (Northeastern - 2g, 2a)
Opposing player had five points	January 27, 2001 - Jeff Hamilton (Yale - 2g, 3a)
Opposing player had six points	January 11, 1994 - John Gruden (Ferris State - 4g, 3a)
Opposing player had seven points	January 11, 1994 - John Gruden (Ferris State - 4g, 3a)

Opposing goalie made 35+ saves	November 26, 2016 - Jake Kielly (Clarkson, 35 saves, 2-0 Clarkson win)
Opposing goalie made 40+ saves	October 27, 2016 - Adam Huska (UConn, 47 saves, 4-2 UConn win)
Opposing goalie made 50+ saves	March 6, 2015 - Steve Mastalerz (UMass, 75 saves, 4-3 win)

Notre Dame had a penalty shot	November 15, 2013 - Connor Hurley (missed at Merrimack)
.....	December 6, 2013 - Jeff Costello (scored vs. Massachusetts)
.....	March 16, 2013 - Bryan Rust (scored vs. Bowling Green)
.....	Jan. 26, 2013 - Anders Lee (stopped by Ferris State)
Opp. had a penalty shot	January 29, 2016 - Colin White - Boston College (saved by Cal Petersen, BC wins 4-0)
.....	January 22, 2016 - Ara Nazarian - New Hampshire (scored on Cal Petersen, ND wins 5-1)
.....	December 10, 2015 - Colin White - Boston College (saved by Cal Petersen, ND wins 4-3)

SERIES

Notre Dame swept a two-game series	February 12-13, 2016 (vs. Maine, 4-1, 5-1)
Notre Dame swept in a two-game series	January 23-24, 2015 (Northeastern (2-3, 2-4)
Notre Dame swept a Hockey East home series	February 12-13, 2016 (vs. Maine, 4-1, 5-1)
Notre Dame swept a Hockey East road series	February 5-6, 2016 (at Vermont, 2-1, 3-1)

The Last Time Notre Dame ... (Comebacks)

Erased a two-goal deficit to win or tie	vs. Boston College on Dec. 10, 2016 (W, 3-2)
Erased a two-goal, third period deficit to win or tie	at Boston College on Dec. 10, 2015 (W, 4-3)

NOTRE DAME'S 2016-17 RECORD WHEN

Overall	9-6-2
In Hockey East games	5-3-1
Non-conference games	4-3-1
Home	6-4-1
Road	3-2-1
Neutral	0-0-0
In overtime games	0-1-1

When Notre Dame scores first	6-1-0
When opponents score first	3-5-1
When Notre Dame leads after one period	3-0-0
When Notre Dame trails after one period	2-4-0
When score is tied after one period	4-2-2
When Notre Dame leads after two periods	6-0-0
When Notre Dame trails after two periods	0-5-1
When score is tied after two periods	3-1-1
When Notre Dame outshoots opponent	9-3-2
When opponent outshoots Notre Dame	0-3-0
When shots are even	0-0-0
In Game 1 of weekend series*	3-4-1
In Game 2 of weekend series*	5-2-1
In Game 1 of Hockey East weekend series	1-3-0
In Game 2 of Hockey East weekend series	3-0-1

* - Includes Shillelagh Tournament games

In one-goal games	1-3-0
In two-goal games	3-2-0

When scoring two or more goals	9-4-1
When scoring three or more goals	9-2-1
When scoring four or more goals	6-1-0
When scoring five or more goals	4-0-0

Against Ranked Opponents

vs. #3/4 Boston College	1-0-0
at #4/4 Minnesota Duluth	1-1-0
vs. #5/6 UMass Lowell	1-1-0

Month-By-Month

Notre Dame in October	4-3-1
Notre Dame in November	3-2-1
Notre Dame in December	2-1-0
Notre Dame in January
Notre Dame in February
Notre Dame in March

Vs. Conferences

Atlantic Hockey	1-0-0
Big Ten	0-1-1
ECAC	0-1-0
Hockey East	5-3-1
Independent	2-0-0
NCHC	1-1-0
WCHA

Date	Opponent	Score	Att.	Record:	Overall	Home	Away	Neutral
Oct 07	ARIZONA STATE	W 9-2	3356	ALL GAMES	9-6-2	6-4-1	3-2-1	0-0-0
Oct 08	ARIZONA STATE	W 4-2	3554	CONFERENCE	5-3-1	3-2-0	2-1-1	0-0-0
Oct 14	at #4 Minnesota Duluth	L 3-4	5526	NON-CONFERENCE	4-3-1	3-2-1	1-1-0	0-0-0
Oct 15	at #4 Minnesota Duluth	W 3-1	6014					
Oct 21	PENN STATE	Tot 3-3	3411					
Oct 22	PENN STATE	Lot 2-3	3518					
* Oct 27	UCONN	L 2-4	2936					
* Oct 28	UCONN	W 6-2	4065					
* Nov 12	at Northeastern	W 5-2	3511					
* Nov 13	at Northeastern	T 0-0	1444					
* Nov 17	#5 UMASS LOWELL	L 1-4	3151					
* Nov 18	#5 UMASS LOWELL	W 4-1	4653					
Nov 25	HOLY CROSS	W 5-3	4581					
Nov 26	CLARKSON	L 0-2	3865					
* Dec 2	at Massachusetts	L 4-5	2481					
* Dec 3	at Massachusetts	W 3-0	3039					
* Dec 10	#3 BOSTON COLLEGE	W 3-2	5022					

TEAM STATISTICS	ND	OPP
SHOT STATISTICS		
Goals-Shot attempts	57-563	40-434
Shot pct.	.101	.092
Goals/Game	3.4	2.4
Shots/Game	33.1	25.5
POWER PLAYS		
Goals-Power Plays	17-95	13-76
Conversion Percent	.179	.171
Shot Attempts	124	92
Shot Percent	.137	.141
GOAL BREAKDOWN		
Power Play	17	13
Short-handed	2	0
Empty net	3	2
Penalty	0	0
Unassisted	2	1
Overtime	0	1
PENALTIES		
Number	93	117
Minutes	240	296
Penalties/Game	5.5	6.9
Pen minutes/Game	14.1	17.4

##	Player	gp	g	a	pts	sh	sh%	pen-min	pp	sh
10	Anders Bjork	17	13	15	28	62	.210	4-8	3	1
15	Andrew Oglevie	17	8	10	18	60	.133	1-2	3	0
18	Jake Evans	17	5	11	16	38	.132	9-29	0	1
16	Connor Hurley	17	4	12	16	25	.160	10-20	0	0
3	Jordan Gross	17	4	8	12	57	.070	3-6	2	0
27	Bobby Nardella	17	4	8	12	49	.082	5-18	2	0
25	Dylan Malmquist	17	3	9	12	27	.111	6-12	1	0
26	Cam Morrison	17	4	6	10	36	.111	4-8	2	0
21	Joe Wegwerth	16	4	3	7	27	.148	3-6	3	0
22	Andrew Peeke	17	3	3	6	24	.125	4-8	0	0
6	Tory Dello	16	1	5	6	27	.037	14-47	0	0
4	Dennis Gilbert	17	0	6	6	22	.000	5-10	0	0
11	Cal Burke	17	0	4	4	25	.000	3-6	0	0
9	Dawson Cook	16	1	2	3	21	.048	2-4	0	0
29	Bo Brauer	6	2	0	2	5	.400	2-12	1	0
28	Jack Jenkins	13	1	1	2	31	.032	0-0	0	0
2	Tony Bretzman	5	0	1	1	4	.000	0-0	0	0
12	Felix Holmberg	7	0	0	0	4	.000	0-0	0	0
19	Mike O'Leary	14	0	0	0	9	.000	4-16	0	0
8	Ben Ostlie	11	0	0	0	3	.000	3-6	0	0
24	Luke Ripley	15	0	0	0	7	.000	9-18	0	0
TM	TEAM	13	0	0	0	0	.000	2-4	0	0
	Total	17	57	104	161	563	.101	93-240	17	2
	Opponents	17	40	70	110	434	.092	117-296	13	0

##	Goalie	gp	min	ga	gaavg	saves	save%	w-l-t
40	Cal Petersen	17	980:41	37	2.26	387	.913	9-6-2
32	Cale Morris	1	19:43	1	3.04	7	.875	0-0-0
TM	EMPTY NET	13	5:56	2	-	0	.000	0-0-0
	Total	17	1006:20	40	2.38	394	.908	9-6-2
	Opponents	17	1006:20	57	3.40	506	.899	6-9-2

Attendance Summary	ND	Opponent
Total	42112	22015
Dates/Avg Per Date	11/3828	6/3669
Neutral Site #/Avg	0/0	

Goals by Period	1st	2nd	3rd	OT	Total
Notre Dame	11	21	25	0	57
Opponents	15	14	10	1	40

Saves by Period	1st	2nd	3rd	OT	Total
Notre Dame	134	135	120	5	394
Opponents	171	181	151	3	506

##	Player	gp	Shots					+	Penalties				Goals								
			g	a	pts	sh	sh%		pen-min	min	maj	oth	pp	sh	fg	gw	gt	ot	ht	pn	ua
10	Anders Bjork	17	13	15	28	62	.210	+13	4-8	4	0	0	3	1	2	4	0	0	0	0	1
15	Andrew Oglevie	17	8	10	18	60	.133	+7	1-2	1	0	0	3	0	2	1	0	0	0	0	1
18	Jake Evans	17	5	11	16	38	.132	+10	9-29	7	1	1	0	1	0	0	0	0	0	0	0
16	Connor Hurley	17	4	12	16	25	.160	+5	10-20	10	0	0	0	0	2	1	0	0	0	0	0
3	Jordan Gross	17	4	8	12	57	.070	+6	3-6	3	0	0	2	0	0	1	1	0	0	0	0
27	Bobby Nardella	17	4	8	12	49	.082	+8	5-18	4	0	1	2	0	0	0	0	0	0	0	0
25	Dylan Malmquist	17	3	9	12	27	.111	+5	6-12	6	0	0	1	0	0	0	0	0	0	0	0
26	Cam Morrison	17	4	6	10	36	.111	+3	4-8	4	0	0	2	0	0	1	0	0	0	0	0
21	Joe Wegwerth	16	4	3	7	27	.148	+2	3-6	3	0	0	3	0	1	0	0	0	0	0	0
22	Andrew Peeke	17	3	3	6	24	.125	+5	4-8	4	0	0	0	0	0	1	0	0	0	0	0
6	Tory Dello	16	1	5	6	27	.037	+2	14-47	11	1	2	0	0	0	0	0	0	0	0	0
4	Dennis Gilbert	17	0	6	6	22	.000	+10	5-10	5	0	0	0	0	0	0	0	0	0	0	0
11	Cal Burke	17	0	4	4	25	.000	-4	3-6	3	0	0	0	0	0	0	0	0	0	0	0
9	Dawson Cook	16	1	2	3	21	.048	+1	2-4	2	0	0	0	0	0	0	0	0	0	0	0
29	Bo Brauer	6	2	0	2	5	.400	+1	2-12	1	0	1	1	0	0	0	0	0	0	0	0
28	Jack Jenkins	13	1	1	2	31	.032	-5	0-0	0	0	0	0	0	0	0	0	0	0	0	0
2	Tony Bretzman	5	0	1	1	4	.000	-1	0-0	0	0	0	0	0	0	0	0	0	0	0	0
12	Felix Holmberg	7	0	0	0	4	.000	0	0-0	0	0	0	0	0	0	0	0	0	0	0	0
19	Mike O'Leary	14	0	0	0	9	.000	0	4-16	3	0	1	0	0	0	0	0	0	0	0	0
8	Ben Ostlie	11	0	0	0	3	.000	-1	3-6	3	0	0	0	0	0	0	0	0	0	0	0
24	Luke Ripley	15	0	0	0	7	.000	-5	9-18	9	0	0	0	0	0	0	0	0	0	0	0
TM	TEAM	13	0	0	0	0	.000	0	2-4	2	0	0	0	0	0	0	0	0	0	0	0
	Total	17	57	104	161	563	.101	+62	93-240	85	2	6	17	2	7	9	1	0	0	0	2
	Opponents	17	40	70	110	434	.092	-	117-296	108	2	7	13	0	9	6	0	1	0	0	1

##	Goalie	gp-gs	Goal average			Saves		Record				Goals allowed				
			minutes	ga	avg	saves	pct	w	l	t	sho	pp	sh	en	pen	sog
40	Cal Petersen	17-17	980:41	37	2.26	387	.913	9	6	2	2	13	0	0	0	0
32	Cale Morris	1-0	19:43	1	3.04	7	.875	0	0	0	0	0	0	0	0	0
TM	EMPTY NET	13-0	5:56	2	-	0	.000	0	0	0	0	0	0	2	0	0
	Total	17-0	1006:20	40	2.38	394	.908	9	6	2	2	13	0	2	0	0
	Opponents	17-0	1006:20	57	3.40	506	.899	6	9	2	2	17	2	3	0	0

##	Points	GP	G	A	Pts	Sh	##	Assists	GP	G	A	Pts	Sh	
10	Anders Bjork	17	13	15	28	62	10	Anders Bjork	17	13	15	28	62	
15	Andrew Oglevie	17	8	10	18	60	16	Connor Hurley	17	4	12	16	25	
18	Jake Evans	17	5	11	16	38	18	Jake Evans	17	5	11	16	38	
16	Connor Hurley	17	4	12	16	25	15	Andrew Oglevie	17	8	10	18	60	
3	Jordan Gross	17	4	8	12	57	25	Dylan Malmquist	17	3	9	12	27	
27	Bobby Nardella	17	4	8	12	49	3	Jordan Gross	17	4	8	12	57	
25	Dylan Malmquist	17	3	9	12	27	27	Bobby Nardella	17	4	8	12	49	
26	Cam Morrison	17	4	6	10	36	26	Cam Morrison	17	4	6	10	36	
21	Joe Wegwerth	16	4	3	7	27	4	Dennis Gilbert	17	0	6	6	22	
22	Andrew Peeke	17	3	3	6	24	6	Tory Dello	16	1	5	6	27	
##	Goals	GP	G	A	Pts	Sh	##	Shots	GP	G	A	Pts	Sh	Sh%
10	Anders Bjork	17	13	15	28	62	10	Anders Bjork	17	13	15	28	62	.210
15	Andrew Oglevie	17	8	10	18	60	15	Andrew Oglevie	17	8	10	18	60	.133
18	Jake Evans	17	5	11	16	38	3	Jordan Gross	17	4	8	12	57	.070
16	Connor Hurley	17	4	12	16	25	27	Bobby Nardella	17	4	8	12	49	.082
3	Jordan Gross	17	4	8	12	57	18	Jake Evans	17	5	11	16	38	.132
27	Bobby Nardella	17	4	8	12	49	26	Cam Morrison	17	4	6	10	36	.111
26	Cam Morrison	17	4	6	10	36	28	Jack Jenkins	13	1	1	2	31	.032
21	Joe Wegwerth	16	4	3	7	27	25	Dylan Malmquist	17	3	9	12	27	.111
25	Dylan Malmquist	17	3	9	12	27	21	Joe Wegwerth	16	4	3	7	27	.148
22	Andrew Peeke	17	3	3	6	24	6	Tory Dello	16	1	5	6	27	.037
##	Power-Play Goals	GP	PPG	##	Shot Pct.	GP	G	A	Pts	Sh	Sh%			
21	Joe Wegwerth	16	3	29	Bo Brauer	6	2	0	2	5	.400			
15	Andrew Oglevie	17	3	10	Anders Bjork	17	13	15	28	62	.210			
10	Anders Bjork	17	3	16	Connor Hurley	17	4	12	16	25	.160			
27	Bobby Nardella	17	2	21	Joe Wegwerth	16	4	3	7	27	.148			
26	Cam Morrison	17	2	15	Andrew Oglevie	17	8	10	18	60	.133			
3	Jordan Gross	17	2	18	Jake Evans	17	5	11	16	38	.132			
##	Short-Handed Goals	GP	SHG	22 <td>Andrew Peeke</td> <td>17</td> <td>3</td> <td>3</td> <td>6</td> <td>24</td> <td>.125</td>	Andrew Peeke	17	3	3	6	24	.125			
10	Anders Bjork	17	1	25	Dylan Malmquist	17	3	9	12	27	.111			
18	Jake Evans	17	1	26	Cam Morrison	17	4	6	10	36	.111			
27	Bobby Nardella	17	1	27	Bobby Nardella	17	4	8	12	49	.082			
##	Game-Winning Goals	GP	GWG	##	Penalties	GP	Pen	Min						
10	Anders Bjork	17	4	6	Tory Dello	16	14	47						
16	Connor Hurley	17	10	20	24	Luke Ripley	15	9	18					
18	Jake Evans	17	9	29	18	Jake Evans	17	9	29					
25	Dylan Malmquist	17	6	12	25	Dylan Malmquist	17	6	12					
27	Bobby Nardella	17	5	18	27	Bobby Nardella	17	5	18					
4	Dennis Gilbert	17	5	10	4	Dennis Gilbert	17	5	10					
26	Cam Morrison	17	4	8	26	Cam Morrison	17	4	8					
22	Andrew Peeke	17	4	8	22	Andrew Peeke	17	4	8					
10	Anders Bjork	17	4	8	##	Penalty Minutes	GP	Pen	Min					
6	Tory Dello	16	14	47	6	Tory Dello	16	14	47					
18	Jake Evans	17	9	29	18	Jake Evans	17	9	29					
16	Connor Hurley	17	10	20	16	Connor Hurley	17	10	20					
24	Luke Ripley	15	9	18	24	Luke Ripley	15	9	18					
27	Bobby Nardella	17	5	18	27	Bobby Nardella	17	5	18					
19	Mike O'Leary	14	4	16	19	Mike O'Leary	14	4	16					
25	Dylan Malmquist	17	6	12	25	Dylan Malmquist	17	6	12					
29	Bo Brauer	6	2	12	29	Bo Brauer	6	2	12					
4	Dennis Gilbert	17	5	10	4	Dennis Gilbert	17	5	10					
10	Anders Bjork	17	4	8	10	Anders Bjork	17	4	8					

Date	Opponent		Score	Shots	Overall	Conf	Time	Att.	Goalie of record
Oct 07	ARIZONA STATE	W	9-2	51/19	1-0-0	0-0-0	2:45	3356	Cal Petersen
Oct 08	ARIZONA STATE	W	4-2	37/25	2-0-0	0-0-0	2:18	3554	Cal Petersen
Oct 14	at #4 Minnesota Duluth	L	3-4	23/32	2-1-0	0-0-0	2:20	5526	Cal Petersen
Oct 15	at #4 Minnesota Duluth	W	3-1	38/28	3-1-0	0-0-0	2:13	6014	Cal Petersen
Oct 21	PENN STATE	Tot	3-3	33/32	3-1-1	0-0-0	2:27	3411	Cal Petersen
Oct 22	PENN STATE	Lot	2-3	28/33	3-2-1	0-0-0	2:20	3518	Cal Petersen
* Oct 27	UCONN	L	2-4	49/25	3-3-1	0-1-0	2:23	2936	Cal Petersen
* Oct 28	UCONN	W	6-2	39/32	4-3-1	1-1-0	2:00	4065	Cal Petersen
* Nov 12	at Northeastern	W	5-2	28/25	5-3-1	2-1-0	2:20	3511	Cal Petersen
* Nov 13	at Northeastern	T	0-0	22/16	5-3-2	2-1-1	1:28	1444	Cal Petersen
* Nov 17	#5 UMASS LOWELL	L	1-4	23/35	5-4-2	2-2-1	2:00	3151	Cal Petersen
* Nov 18	#5 UMASS LOWELL	W	4-1	34/22	6-4-2	3-2-1	2:10	4653	Cal Petersen
Nov 25	HOLY CROSS	W	5-3	30/20	7-4-2	3-2-1	1:58	4581	Cal Petersen
Nov 26	CLARKSON	L	0-2	35/27	7-5-2	3-2-1	2:07	3865	Cal Petersen
* Dec 2	at Massachusetts	L	4-5	25/24	7-6-2	3-3-1	2:29	2481	Cal Petersen
* Dec 3	at Massachusetts	W	3-0	36/22	8-6-2	4-3-1	2:20	3039	Cal Petersen
* Dec 10	#3 BOSTON COLLEGE	W	3-2	32/17	9-6-2	5-3-1	2:15	5022	Cal Petersen

Team Record	W-L-T	Attendance	Dates	Total	Avg.
Overall:	9-6-2	Total:	17	64127	3772
Conference:	5-3-1	Home:	11	42112	3828
Home:	6-4-1	Away:	6	22015	3669
Away:	3-2-1	Neutral:	0	0	0
Neutral:	0-0-0				
Overtime:	0-1-1				

Date	Opponent	Score	Goals	Shots		Penalties		Power Plays	
				Assists	Shots	Pen-Min	Pen-Min	G-Ch	G-Ch
Oct 07	ARIZONA STATE	9-2	9 / 2	17 / 4	51 / 19	17-66	/ 31-116	6-19	/ 0-9
Oct 08	ARIZONA STATE	4-2	4 / 2	8 / 4	37 / 25	5-10	/ 12-32	1-9	/ 1-4
Oct 14	at Minnesota Duluth	3-4	3 / 4	5 / 7	23 / 32	6-12	/ 6-12	2-6	/ 1-6
Oct 15	at Minnesota Duluth	3-1	3 / 1	6 / 1	38 / 28	4-8	/ 3-6	1-3	/ 0-4
Oct 21	PENN STATE	3-3	3 / 3	4 / 6	33 / 32	9-18	/ 11-22	0-10	/ 1-8
Oct 22	PENN STATE	2-3	2 / 3	4 / 5	28 / 33	5-10	/ 6-12	2-6	/ 0-5
Oct 27	UCONN	2-4	2 / 4	4 / 7	49 / 25	1-2	/ 6-12	0-6	/ 1-1
Oct 28	UCONN	6-2	6 / 2	11 / 4	39 / 32	2-4	/ 1-2	1-1	/ 1-2
Nov 12	at Northeastern	5-2	5 / 2	10 / 4	28 / 25	4-8	/ 2-4	1-2	/ 2-4
Nov 13	at Northeastern	0-0	0 / 0	0 / 0	22 / 16	4-8	/ 6-12	0-4	/ 0-3
Nov 17	UMASS LOWELL	1-4	1 / 4	2 / 7	23 / 35	6-12	/ 5-10	0-4	/ 0-5
Nov 18	UMASS LOWELL	4-1	4 / 1	8 / 2	34 / 22	7-25	/ 4-8	0-4	/ 0-6
Nov 25	HOLY CROSS	5-3	5 / 3	8 / 4	30 / 20	2-4	/ 4-8	1-4	/ 1-2
Nov 26	CLARKSON	0-2	0 / 2	0 / 2	35 / 27	6-23	/ 8-16	0-7	/ 0-4
Dec 2	at Massachusetts	4-5	4 / 5	7 / 9	25 / 24	4-8	/ 2-4	1-2	/ 3-4
Dec 3	at Massachusetts	3-0	3 / 0	6 / 0	36 / 22	7-14	/ 4-8	0-2	/ 0-5
Dec 10	BOSTON COLLEGE	3-2	3 / 2	4 / 4	32 / 17	4-8	/ 6-12	1-6	/ 2-4
Totals		57-40	57 / 40	104 / 70	563 / 434	93-240	/ 117-296	17-95	/ 13-76

Note: Game totals are displayed in the format TEAM/OPPONENT for each category

Date	Opponent	Score	Att.	Record:	Overall	Home	Away	Neutral
* Oct 27	UCONN	L 2-4	2936	ALL GAMES	5-3-1	3-2-0	2-1-1	0-0-0
* Oct 28	UCONN	w 6-2	4065	CONFERENCE	5-3-1	3-2-0	2-1-1	0-0-0
* Nov 12	at Northeastern	w 5-2	3511	NON-CONFERENCE	0-0-0	0-0-0	0-0-0	0-0-0
* Nov 13	at Northeastern	T 0-0	1444					
* Nov 17	#5 UMASS LOWELL	L 1-4	3151					
* Nov 18	#5 UMASS LOWELL	w 4-1	4653					
* Dec 2	at Massachusetts	L 4-5	2481					
* Dec 3	at Massachusetts	w 3-0	3039					
* Dec 10	#3 BOSTON COLLEGE	w 3-2	5022					

TEAM STATISTICS	ND	OPP
SHOT STATISTICS		
Goals-Shot attempts	28-288	20-218
Shot pct.	.097	.092
Goals/Game	3.1	2.2
Shots/Game	32.0	24.2
POWER PLAYS		
Goals-Power Plays	4-31	9-34
Conversion Percent	.129	.265
Shot Attempts	44	48
Shot Percent	.091	.188
GOAL BREAKDOWN		
Power Play	4	9
Short-handed	1	0
Empty net	1	2
Penalty	0	0
Unassisted	1	0
Overtime	0	0
PENALTIES		
Number	39	36
Minutes	89	72
Penalties/Game	4.3	4.0
Pen minutes/Game	9.9	8.0

#	Player	gp	g	a	pts	sh	sh%	pen-min	pp	sh
10	Anders Bjork	9	7	7	14	31	.226	3-6	1	1
18	Jake Evans	9	4	5	9	25	.160	4-8	0	0
15	Andrew Oglevie	9	3	5	8	26	.115	1-2	0	0
16	Connor Hurley	9	2	5	7	8	.250	4-8	0	0
27	Bobby Nardella	9	2	5	7	25	.080	2-4	1	0
22	Andrew Peeke	9	3	3	6	16	.188	3-6	0	0
26	Cam Morrison	9	2	3	5	21	.095	1-2	0	0
4	Dennis Gilbert	9	0	5	5	12	.000	2-4	0	0
3	Jordan Gross	9	1	2	3	24	.042	0-0	1	0
21	Joe Wegwerth	9	1	2	3	15	.067	1-2	1	0
11	Cal Burke	9	0	3	3	16	.000	1-2	0	0
25	Dylan Malmquist	9	0	3	3	13	.000	3-6	0	0
9	Dawson Cook	9	1	1	2	13	.077	2-4	0	0
6	Tory Dello	8	1	1	2	4	.250	5-21	0	0
28	Jack Jenkins	9	1	1	2	22	.045	0-0	0	0
2	Tony Bretzman	2	0	1	1	3	.000	0-0	0	0
29	Bo Brauer	2	0	0	0	1	.000	0-0	0	0
12	Felix Holmberg	3	0	0	0	3	.000	0-0	0	0
19	Mike O'Leary	7	0	0	0	4	.000	2-4	0	0
8	Ben Ostlie	5	0	0	0	0	.000	0-0	0	0
24	Luke Ripley	9	0	0	0	6	.000	5-10	0	0
Total		9	28	52	80	288	.097	39-89	4	1
Opponents		9	20	37	57	218	.092	36-72	9	0

#	Goalie	gp	min	ga	gaavg	saves	save%	w-l-t
40	Cal Petersen	9	518:27	18	2.08	198	.917	5-3-1
TM	EMPTY NET	5	1:33	2	-	0	.000	0-0-0
Total		9	520:00	20	2.31	198	.908	5-3-1
Opponents		9	520:00	28	3.23	260	.903	3-5-1

Attendance Summary	ND	Opponent
Total	19827	10475
Dates/Avg Per Date	5/3965	4/2619
Neutral Site #/Avg	0/0	

Goals by Period	1st	2nd	3rd	Total
Notre Dame	2	12	14	28
Opponents	6	7	7	20

Saves by Period	1st	2nd	3rd	Total
Notre Dame	77	60	61	198
Opponents	81	101	78	260

Opponent	Date	Score	2 BRETZMAN,T	3 GROSS,JORD	4 GILBERT,DEN	6 DELLO,TORY	8 OSTLIE,BEN	9 COOK,DAWS	10 BJORK,ANDE	11 BURKE,CAL	12 HOLMBERG,F	15 OGLEVIE,AN	16 HURLEY,CON
ASU	Oct 07	9-2 W	DNP	1-2-3	0-1-1	0-2-2	DNP	DNP	2-1-3	0-1-1	0-0-0	1-2-3	0-2-2
ASU	Oct 08	4-2 W	0-0-0	0-1-1	0-0-0	0-0-0	0-0-0	0-0-0	2-2-4	0-0-0	DNP	0-0-0	1-2-3
at UMD	Oct 14	3-4 L	DNP	0-0-0	0-0-0	0-0-0	0-0-0	0-0-0	1-0-1	0-0-0	0-0-0	1-1-2	0-1-1
at UMD	Oct 15	3-1 W	0-0-0	1-0-1	0-0-0	0-0-0	0-0-0	0-0-0	0-2-2	0-0-0	DNP	1-0-1	0-1-1
PSU	Oct 21	3-3 t	DNP	1-1-2	0-0-0	0-0-0	0-0-0	0-1-1	0-1-1	0-0-0	0-0-0	1-0-1	0-0-0
PSU	Oct 22	2-3 L	0-0-0	0-1-1	0-0-0	0-0-0	0-0-0	0-0-0	0-0-0	0-0-0	DNP	0-2-2	0-0-0
UCONN	Oct 27	2-4 L	DNP	0-0-0	0-0-0	1-0-1	0-0-0	0-0-0	0-1-1	0-0-0	DNP	0-1-1	0-1-1
UCONN	Oct 28	6-2 W	DNP	0-0-0	0-2-2	0-1-1	DNP	0-1-1	2-2-4	0-0-0	0-0-0	0-1-1	1-1-2
at NU	Nov 12	5-2 W	DNP	1-0-1	0-2-2	0-0-0	DNP	0-0-0	0-2-2	0-0-0	0-0-0	1-2-3	0-0-0
at NU	Nov 13	0-0 t	DNP	0-0-0	0-0-0	0-0-0	0-0-0	0-0-0	0-0-0	0-0-0	0-0-0	0-0-0	0-0-0
UML	Nov 17	1-4 L	DNP	0-1-1	0-0-0	0-0-0	0-0-0	0-0-0	0-0-0	0-0-0	DNP	0-0-0	1-0-1
UML	Nov 18	4-1 W	DNP	0-0-0	0-0-0	0-0-0	0-0-0	1-0-1	1-1-2	0-2-2	DNP	0-0-0	0-1-1
HC	Nov 25	5-3 W	DNP	0-1-1	0-0-0	0-2-2	0-0-0	0-0-0	1-2-3	0-0-0	0-0-0	1-0-1	1-1-2
CLARKSON	Nov 26	0-2 L	DNP	0-0-0	0-0-0	0-0-0	DNP	0-0-0	0-0-0	0-0-0	DNP	0-0-0	0-0-0
at UMASS	Dec 2	4-5 L	DNP	0-1-1	0-0-0	0-0-0	DNP	0-0-0	2-0-2	0-0-0	DNP	0-1-1	0-1-1
at UMASS	Dec 3	3-0 W	0-1-1	0-0-0	0-1-1	DNP	0-0-0	0-0-0	0-1-1	0-1-1	DNP	1-0-1	0-0-0
BC	Dec 10	3-2 W	0-0-0	0-0-0	0-0-0	0-0-0	DNP	0-0-0	2-0-2	0-0-0	DNP	1-0-1	0-1-1

Opponent	Date	Score	18 EVANS,JAKE	19 O'LEARY,MIK	21 WEGWERTH,	22 PEEKE,ANDR	24 RIPLEY,LUKE	25 MALMQUIST,	26 MORRISON,C	27 NARDELLA,B	28 JENKINS,JAC	29 BRAUER,BO	32 MORRIS,CAL
ASU	Oct 07	9-2 W	0-1-1	0-0-0	0-1-1	0-0-0	0-0-0	1-1-2	0-2-2	2-1-3	0-0-0	2-0-2	0-0-0
ASU	Oct 08	4-2 W	0-0-0	0-0-0	DNP	0-0-0	0-0-0	1-2-3	0-0-0	0-1-1	0-0-0	DNP	DNP
at UMD	Oct 14	3-4 L	0-2-2	0-0-0	0-0-0	0-0-0	0-0-0	0-0-0	1-1-2	0-0-0	DNP	DNP	DNP
at UMD	Oct 15	3-1 W	0-0-0	0-0-0	0-0-0	0-0-0	DNP	1-2-3	0-0-0	0-1-1	DNP	0-0-0	DNP
PSU	Oct 21	3-3 t	1-1-2	0-0-0	0-0-0	0-0-0	0-0-0	0-0-0	0-0-0	0-0-0	DNP	DNP	DNP
PSU	Oct 22	2-3 L	0-1-1	0-0-0	2-0-2	0-0-0	DNP	0-0-0	0-0-0	0-0-0	DNP	0-0-0	DNP
UCONN	Oct 27	2-4 L	1-0-1	0-0-0	0-0-0	0-0-0	0-0-0	0-1-1	0-0-0	0-0-0	0-0-0	DNP	DNP
UCONN	Oct 28	6-2 W	0-1-1	0-0-0	1-0-1	0-1-1	0-0-0	0-1-1	1-0-1	0-0-0	1-0-1	DNP	DNP
at NU	Nov 12	5-2 W	1-2-3	0-0-0	0-0-0	1-0-1	0-0-0	0-0-0	1-1-2	0-1-1	0-0-0	DNP	DNP
at NU	Nov 13	0-0 t	0-0-0	DNP	0-0-0	0-0-0	0-0-0	0-0-0	0-0-0	0-0-0	0-0-0	DNP	DNP
UML	Nov 17	1-4 L	0-0-0	0-0-0	0-0-0	0-0-0	0-0-0	0-1-1	0-0-0	0-0-0	0-0-0	DNP	DNP
UML	Nov 18	4-1 W	0-0-0	DNP	0-0-0	1-1-2	0-0-0	0-0-0	0-0-0	1-2-3	0-1-1	0-0-0	DNP
HC	Nov 25	5-3 W	0-1-1	DNP	1-0-1	0-0-0	0-0-0	0-1-1	1-0-1	0-0-0	0-0-0	DNP	DNP
CLARKSON	Nov 26	0-2 L	0-0-0	0-0-0	0-0-0	0-0-0	0-0-0	0-0-0	0-0-0	0-0-0	0-0-0	0-0-0	DNP
at UMASS	Dec 2	4-5 L	0-1-1	0-0-0	0-0-0	1-1-2	0-0-0	0-0-0	0-0-0	1-2-3	0-0-0	0-0-0	DNP
at UMASS	Dec 3	3-0 W	2-0-2	0-0-0	0-1-1	0-0-0	0-0-0	0-0-0	0-1-1	0-0-0	0-0-0	DNP	DNP
BC	Dec 10	3-2 W	0-1-1	0-0-0	0-1-1	0-0-0	0-0-0	0-0-0	0-1-1	0-0-0	0-0-0	DNP	DNP

Hockey Game Box Score (Final)
Arizona State vs #8 Notre Dame (Oct 07, 2016 at Notre Dame, Ind.)

Arizona State (0-1-0) vs. Notre Dame (1-0-0, 0-0-0 HEA)
Date: Oct 07, 2016 • Location: Notre Dame, Ind. • Arena: Compton Ice Arena
Attendance: 3356 • Start time: 7:35 PM • End time: 10:10 PM • Total time: 2:45

Prd	Time	Team	Scored by	Assists	Vis. on ice	Home on ice	Goals by Period	Shots by Period	Power Play Goals-Att (Sh)	Penalties-Minutes by Prd
1	1st 00:33	ND	EV Anders Bjork/1	Connor Hurley/1 Dylan Malmquist/1	12,24,27,29,32	10,16,25,24,3	ASU 1 0 1 2 ND 3 3 3 9	ASU 5 6 8 19 ND 25 12 14 51	ASU 2 3 3 8 ND 0 0 0 0	ASU 1 0 1 2 ND 0 0 0 0
3	1st 07:17	ND	PP Anders Bjork/2	Jordan Gross/1 Andrew Ogilvie/1	12,14,24,28	10,16,6,12,27				
4	1st 12:54	ASU	EV Tyler Busch/1	Dylan Hollman/1	10,12,44,32,29	11,22,28,24,12				
5	2nd 08:36	ND	PP Bobby Nardella/1	Anders Bjork/1 Tory Dello/2	4,18,47	27,10,6,16,28				
6	2nd 13:26	ND	PP Andrew Ogilvie/1	Jordan Gross/1 Cam Morrison/1	4,18,24,28	15,3,26,18,25				
7	2nd 15:35	ND	PP Dylan Malmquist/1	Cam Morrison/2 Andrew Ogilvie/2	27,29,32,44	25,26,15,3,18				
8	3rd 12:07	ND	EV Bobby Nardella	Cal Burke	8,16,29,44	27,11,22,12				
9	3rd 14:10	ND	PP Bo Brauer/1	Jordan Gross/2 Dennis Gilbert/1	27,29,32,39	29,3,4,19,21				
10	3rd 17:55	ASU	EV Nicholas Gushue/1	Joey Raats/1 Wade Murphy/1	47,44,15,14,10	4,6,10,18,26				
11	3rd 19:00	ND	EV Bo Brauer/2	Joe Wegwerth/1 Bobby Nardella/1	28,18,21,44,47	21,27,29,6,19				

TEAM SUMMARY

#	Arizona State	1	2	3	Tot	+	#	Notre Dame	1	2	3	Tot	+
2	Edward McGovern	0	0	0	0	0	3	Jordan Gross	4	1	6	11	0
8	Joe Lappin	0	0	1	1	-1	4	Dennis Gilbert	1	0	1	2	0
10	Tyler Busch	1	0	3	4	+2	6	Tory Dello	4	2	1	7	0
11	Jack Rowe	0	0	0	0	0	11	Anders Bjork	5	0	1	6	0
12	Dylan Hollman	0	0	1	1	0	11	Cal Burke	2	0	2	4	0
14	Jake Montgomery	0	0	0	0	+1	12	Felix Holmberg	0	0	0	0	0
15	Wade Murphy	0	0	1	1	+1	15	Andrew Ogilvie	2	1	0	3	0
16	Ryan Belonger	0	0	1	1	-1	16	Connor Hurley	1	0	1	2	+1
18	Anthony Croston	0	0	0	0	-1	18	Jake Evans	0	1	1	2	-1
21	David Norris	0	0	1	1	-1	19	Mike O'Leary	0	0	1	1	+1
24	Liam McGing	0	0	0	0	-1	21	Joe Wegwerth	0	1	1	2	+1
27	Brett Gruber	0	0	0	0	-1	22	Andrew Peeke	0	0	4	4	0
28	Steen Pasichnuik	1	1	2	4	-1	24	Luke Ripley	0	0	0	0	-1
29	Jakob Stridsberg	0	0	1	1	0	25	Dylan Malmquist	3	1	1	5	+1
32	Louie Rowe	1	0	1	2	0	26	Cam Morrison	3	0	3	6	-1
39	Brinson Pasichnuik	0	0	1	1	0	27	Bobby Nardella	1	1	2	4	+2
44	Joey Raats	0	1	0	1	0	28	Jack Jenkins	1	1	2	4	-1
47	Nicholas Gushue	1	0	1	2	0	29	Bo Brauer	0	0	2	2	0
38	Robert Levin	dnp					TM TEAM	0	0	0	0	0	
Totals		5	6	8	19	-4	Totals		25	12	14	51	+4

GOALTENDERS

#	Arizona State	Dec	Min	GA	1	2	3	Saves	#	Notre Dame	Dec	Min	GA	1	2	3	Saves	
35	Joey Daccord	L	59:45	9	22	11	42	0	40	Cal Petersen	W	39:41	1	4	6	0	10	
	EMPTY NET		0:15	0	0	0	0	0		EMPTY NET		0:36	0	0	0	0	0	
										32	Cale Morris		19:43	1	0	0	7	7

PENALTY SUMMARY

Prd	Player	Team	Min/Offense	Time	Prd	Player	Team	Min/Offense	Time
1st	Anthony Croston	ASU	2.Slashing	05:19 PP	3rd	Louie Rowe	ASU	2.Interference	10:56 PP
1st	Edward McGovern	ASU	2.Cross-Checking	05:46	3rd	Liam McGing	ASU	2.Hooking	12:56 PP
1st	Ryan Belonger	ASU	2.Tripping	10:08 PP	3rd	Ryan Belonger	ASU	2.Boarding	14:50 PP
1st	Tory Dello	ND	2.Interference	17:24 PP	3rd	Wade Murphy	ASU	2.Tripping	15:40 PP
1st	Brett Gruber	ND	2.Hooking	30:35	3rd	Edward McGovern	ASU	5.Contact To The Head	19:22 PP
2nd	Louie Rowe	ASU	2.Hooking	00:35 PP	3rd	E.Facemasking	ASU	5.Facemasking	19:22 PP
2nd	Cam Morrison	ND	2.Interference	00:37 PP	3rd	Edward McGovern	ASU	10.Game Misconduct	19:22
2nd	Joey Raats	ASU	2.Interference	00:37 PP	3rd	Edward McGovern	ASU	10.Disciplinary	19:22
2nd	Jake Montgomery	ASU	2.Holding	05:23 PP	3rd	Bo Brauer	ND	2.Roughing	19:22
2nd	Liam McGing	ASU	2.Tripping	07:16 PP	3rd	Bo Brauer	ND	10.10-Minute Misconduct	19:22
2nd	Brinson Pasichnuik	ASU	2.Hooking	08:26 PP	3rd	Bobby Nardella	ND	2.Holding	19:22
2nd	Tyler Busch	ASU	2.Hooking	08:36 PP	3rd	Bobby Nardella	ND	10.10-Minute Misconduct	19:22
2nd	Brinson Pasichnuik	ASU	2.Hooking	12:52 PP	3rd	Mike O'Leary	ND	2.Roughing	19:22
2nd	Anthony Croston	ASU	2.Hooking	15:10 PP	3rd	Mike O'Leary	ND	10.10-Minute Misconduct	19:22
2nd	Dennis Gilbert	ND	2.Interference	16:14 PP	3rd	Tory Dello	ND	2.Roughing	19:22
2nd	TEAM	ND	2.Too Many Players On Ice	19:40 PP	3rd	Tory Dello	ND	10.10-Minute Misconduct	19:22
2nd	Nicholas Gushue	ASU	2.Slashing	19:59 PP	3rd	Steen Pasichnuik	ASU	2.Roughing	19:22

Hockey Game Box Score (Final)
Arizona State vs #8 Notre Dame (Oct 08, 2016 at Notre Dame, Ind.)

Arizona State (0-2-0) vs. Notre Dame (2-0-0, 0-0-0 HEA)
Date: Oct 08, 2016 • Location: Notre Dame, Ind. • Arena: Compton Ice Arena
Attendance: 3554 • Start time: 7:05 PM • End time: 9:23 PM • Total time: 2:18

Prd	Time	Team	Scored by	Assists	Vis. on ice	Home on ice	Goals by Period	Shots by Period	Power Play Goals-Att (Sh)	Penalties-Minutes by Prd
1	1st 01:02	ND	EV Connor Hurley/1	Anders Bjork/2 Dylan Malmquist/2	21,15,44,10,24	16,10,25,6,27	ASU 1 1 0 2 ND 1 1 2 4	ASU 5 6 8 19 ND 25 12 14 51	ASU 2 3 3 8 ND 0 0 0 0	ASU 1 0 1 2 ND 0 0 0 0
2	1st 05:20	ASU	EV Jakob Stridsberg/1	Brett Gruber/1 Brinson Pasichnuik/1	29,27,39,12,32	25,16,10,6,27				
3	2nd 00:48	ND	PP Anders Bjork/3	Bobby Nardella/2 Jordan Gross/3	24,12,47	10,27,3,18,26				
4	2nd 07:13	ASU	PP Tyler Busch/2	David Norris/1	10,21,15,39,47	2,22,11,28				
5	3rd 01:42	ND	EV Anders Bjork/4	Wade Murphy/2 Dylan Malmquist/3	32,29,12,27,44	10,25,27,16,22				
6	3rd 19:00	ND	EN Dylan Malmquist/2	Anders Bjork/3 Connor Hurley/4	12,32,27,39,29,15	25,10,16,22,27				

TEAM SUMMARY

#	Arizona State	1	2	3	Tot	+	#	Notre Dame	1	2	3	Tot	+
8	Joe Lappin	0	0	0	0	0	2	Tony Bretzman	0	0	0	0	0
10	Tyler Busch	0	2	1	3	-1	3	Jordan Gross	2	3	1	6	0
11	Jack Rowe	0	0	0	0	0	4	Dennis Gilbert	1	0	1	2	0
12	Dylan Hollman	0	0	2	2	-1	6	Tory Dello	0	0	0	0	0
14	Jake Montgomery	0	0	0	0	0	8	Ben Ostlie	0	1	0	1	0
15	Wade Murphy	0	1	0	1	-2	9	Dawson Cook	1	0	0	1	0
16	Ryan Belonger	0	0	0	0	0	10	Anders Bjork	0	4	3	7	+2
18	Anthony Croston	1	0	1	2	0	11	Cal Burke	0	0	0	0	0
21	David Norris	1	1	0	2	-1	15	Andrew Ogilvie	1	0	1	2	0
22	Jake Clifford	0	0	0	0	0	16	Connor Hurley	3	1	1	5	+2
24	Liam McGing	1	1	0	2	-1	18	Jake Evans	0	0	1	1	0
27	Brett Gruber	1	1	0	2	-1	19	Mike O'Leary	0	0	0	0	0
28	Steen Pasichnuik	1	0	0	1	0	22	Andrew Peeke	0	0	0	0	0
29	Jakob Stridsberg	3	1	1	5	-1	24	Luke Ripley	0	0	0	0	0
32	Louie Rowe	0	0	1	1	-1	25	Dylan Malmquist	0	1	2	3	0
39	Brinson Pasichnuik	1	2	0	3	0	26	Cam Morrison	0	0	0	0	0
44	Joey Raats	0	0	0	0	-2	27	Bobby Nardella	2	1	3	6	+2
47	Nicholas Gushue	0	2	0	2	0	28	Jack Jenkins	0	1	1	2	0
TM	TEAM	0	0	0	0	0	32	Cale Morris	dnp				
35	Joey Daccord	dnp					Totals		9	13	15	37	+10
Totals		9	11	5	25	-11	Totals		9	13	15	37	+10

GOALTENDERS

#	Arizona State	Dec	Min	GA	1	2	3	Saves	#	Notre Dame	Dec	Min	GA	1	2	3	Saves
38	Robert Levin	L	59:44	3	8	12	13	33	40	Cal Petersen	W	59:34	2	8	10	5	23
	EMPTY NET		0:16	1	0	0	0	0		EMPTY NET		0:26	0	0	0	0	0

PENALTY SUMMARY

Prd	Player	Team	Min/Offense	Time	Prd	Player	Team	Min/Offense	Time
1st	Tyler Busch	ASU	2.Boarding	04:48 PP	2nd	David Norris	ASU	2.Interference	17:17 PP
1st	Tory Dello	ND	2.Elbowing	09:44 PP	3rd	Louie Rowe	ASU	2.Cross-Checking	01:42 PP
1st	Tyler Busch	ASU	2.Hooking	10:53 PP	3rd	Joey Raats	ASU	2.Tripping	11:55 PP
1st	Tyler Busch	ASU	10.10-Minute Misconduct	10:53	3rd	Connor Hurley	ND	2.Slashing	13:30 PP
1st	Brinson Pasichnuik	ASU	2.Holding	19:07 PP	3rd	Joey Raats	ASU	2.Tripping	15:02 PP
1st	Jakob Stridsberg	ASU	2.Cross-Checking	19:46 PP	3rd	Tyler Busch	ASU	2.Slashing	19:36
2nd	Dennis Gilbert	ND	2.Roughing	06:14 PP	3rd	Cam Morrison	ND	2.Slashing	19:36
2nd	Joe Lappin	ASU	2.Tripping	07:51 PP	3rd	TEAM	ASU	2.Unsportsmanlike Conduct	20:00
2nd	Connor Hurley	ND	2.Interference	08:02 PP					

Win-Cal Petersen (2-0-0). Loss-Robert Levin (0-1-0).

Referee's signature

Hockey Game Box Score (Final)
#5 Notre Dame vs #4 Minnesota Duluth (Oct 14, 2016 at Duluth, Minn.)

Notre Dame (2-1-0)(0-0-0 HEA) vs. Minnesota Duluth (3-0-2)(0-0-0 NCHC)
Date: Oct 14, 2016 • Location: Duluth, Minn. • Arena: AMSOL Arena
Attendance: 5526 • Start time: 7:27 pm • End time: 9:27 • Total time: 2:20

Prd	Time	Team	Scored by	Assists	Vis. on ice	Home on ice	Goals by Period	Shots by Period	Power Play Goals-Att (Sh)	Penalties-Minutes by Prd
1	1st 07:12	ND	PP Andrew Ogilvie/2	Cam Morrison/3 Jake Evans/2	22,26,27,18,15	20,8,10,4	ASU 1 2 0 3 UMD 3 1 0 4	ASU 5 6 8 19 ND 25 12 14 51	ASU 2 3 3 8 ND 0 0 0 0	ASU 1 0 1 2 ND 0 0 0 0
2	1st 09:03	UMD	PP Willie Raskob/2	Joey Anderson/3 Joey Anderson/4	24,11,15,6	19,15,13,4,20		</		

Hockey Game Box Score (Final)
Penn State vs #3 Notre Dame (Oct 21, 2016 at Notre Dame, Ind.)

Penn State (3-1-1, 0-0-0 BIG) vs. Notre Dame (3-1-1, 0-0-0 HEA)
Date: Oct 21, 2016 • Location: Notre Dame, Ind. • Arena: Compton Family Arena
Attendance: 3411 • Start time: 7:35 PM • End time: 10:02 PM • Total time: 2:27

Prd	Time	Team	Scored by	Assists	Vis. on ice	Home on ice
1st	02:16	PSU	PP Pavlychev, Nikita/2	Berger, Chase/5 Hamilton, Trevor/4	13,8,11,9,5	4,6,10,24
2nd	15:14	ND	SH Jake Evans/1	Dawson Cook/1	5,8,9,11,13	18,9,22,24
3rd	10:35	PSU	EV Richards, Dylan/2	Smirnov, Denis/3 Kerr, Kevin/3	12,25,5,6,9	3,10,16,22,25
4th	2nd 18:08	PSU	EV Richard, Dylan/3	Pedrie, Vince/2 Smirnov, Denis/4	12,24,25,20,16	3,4,10,15,8
5th	2nd 18:47	ND	EV Andrew Oglevie/4	Jordan Gross/4	6,10,14,26,4	15,3,18,26,27
6th	3rd 12:28	ND	EV Jordan Gross/3	Jake Evans/4 Anders Bjork/6	5,10,11,14,26	3,18,10,26,27

TEAM SUMMARY						PENALTIES-MINUTES by Prd													
#	Prd	Team	1	2	3	OT	Tot	+	-	#	Prd	Team	1	2	3	OT	Tot	+	-
4	Myllari, Kris	0	0	0	0	0	-1			3	Jordan Gross	2	1	3	0	6	0		
5	Kerr, Kevin	1	0	0	0	0	-1			4	Dennis Gilbert	0	1	1	0	2	-1		
6	Gobetz, James	0	0	0	0	0	0			5	Tory Dello	1	0	1	3	0			
7	Robinson, James	1	0	0	0	0	0			8	Ben Ostlie	1	0	0	0	1	-1		
8	Berger, Chase	2	1	2	0	0	-1			9	Dawson Cook	1	1	0	2	+1			
9	Goodwin, David	0	0	0	0	0	0			10	Anders Bjork	1	2	0	1	4	-1		
10	Biro, Brandon	0	0	0	1	1	-2			11	Cal Burke	0	0	0	0	0	0		
11	Hamilton, Trevor	0	0	0	0	0	-2			12	Felix Holmberg	0	0	1	0	1	0		
12	Richard, Dylan	0	2	1	0	3	+2			15	Andrew Oglevie	1	1	0	2	0			
13	Pavlychev, Nikita	1	0	1	0	2	-1			16	Connor Hurley	0	2	1	0	3	-1		
14	Sucesse, Nate	1	0	1	0	2	-2			18	Jake Evans	1	1	1	0	3	+3		
15	Kohler, Sean	0	0	0	0	0	0			19	Mike O'Leary	0	0	0	0	0	0		
16	Sturtz, Andrew	1	0	3	0	4	+1			21	Joe Wegwerth	0	0	0	0	0	0		
20	Autio, Erik	0	1	0	2	2	+1			22	Andrew Peeke	0	0	0	1	0	0		
21	DeRosa, Ricky	0	1	0	1	2	0			24	Luke Ripley	0	0	0	0	0	+1		
22	Pedrie, Vince	2	1	1	0	4	+1			25	Dylan Malmquist	1	1	0	2	-1			
25	Smirnov, Denis	1	1	1	1	4	+2			26	Cam Morrison	0	0	0	0	0	0		
26	Folkes, Liam	0	1	0	0	1	-2			27	Bobby Nardella	0	1	1	3	+2			
33	Chad Katanur	dnp								32	Cale Morris	dnp							
Totals			10	8	11	3	32	-5		33	Chad Katanur	dnp							

GOALTENDERS																			
#	Prd	Team	Dec	Min	GA	1	2	3	OT	Saves	%								
31	Jones, Peyton	W	64:51	3	8	11	8	3	30	40	Cal Petersen	W	64:39	3	9	6	11	3	29
	EMPTY NET		0:09	0	0	0	0	0	0		EMPTY NET		0:21	0	0	0	0	0	0

PENALTY SUMMARY											
Prd	Player	Team	Min	Offense	Time	Prd	Player	Team	Min	Offense	Time
1st	Luke Ripley	ND	2:00	2.Hooking	02:09 PP	2nd	Ben Ostlie	ND	2:00	2.Hooking	16:06 PP
1st	DeRosa, Ricky	PSU	2:00	2.Holding	04:39 PP	2nd	Sturtz, Andrew	PSU	2:00	2.Holding	18:59 PP
1st	Autio, Erik	PSU	2:00	2.Interference	08:30 PP	3rd	Pedrie, Vince	PSU	2:00	2.Holding	05:52 PP
1st	Ben Ostlie	ND	2:00	2.Tripping	13:40 PP	3rd	Kerr, Kevin	PSU	2:00	2.Unsportsmanlike Conduct	04:31 PP
1st	Richard, Dylan	PSU	2:00	2.Tripping	16:55 PP	3rd	Cal Burke	PSU	2:00	2.Hooking	04:31 PP
1st	Dylan Malmquist	ND	2:00	2.Holding	18:51 PP	3rd	Dylan Malmquist	ND	2:00	2.Holding	06:45 PP
1st	Luke Ripley	ND	2:00	2.Hooking	20:00 PP	3rd	Pavlychev, Nikita	PSU	2:00	2.Tripping	09:21 PP
2nd	Gobetz, James	PSU	2:00	2.Cross-Checking	02:55 PP	3rd	Jake Evans	ND	2:00	2.Holding	14:27 PP
2nd	Hamilton, Trevor	PSU	2:00	2.Holding	06:24 PP	3rd	Pedrie, Vince	PSU	2:00	2.Tripping	19:46 PP
2nd	Hamilton, Trevor	PSU	2:00	2.Holding	12:39 PP	OT	Connor Hurley	PSU	2:00	2.Holding	01:36 PP

Penn State-Jones, Peyton (2-0-1). Notre Dame-Cal Petersen (3-1-1).
Timeout by Notre Dame at 14:45 in 3rd period.
Timeout by Penn State at 1:39 in OT period.

Referee's signature

Hockey Game Box Score (Final)
Penn State vs #3 Notre Dame (Oct 22, 2016 at Notre Dame, Ind.)

Penn State (3-1-1, 0-0-0 BIG) vs. Notre Dame (3-2-1, 0-0-0 HEA)
Date: Oct 22, 2016 • Location: Notre Dame, Ind. • Arena: Compton Ice Arena
Attendance: 3518 • Start time: 7:10 PM • End time: 9:30 PM • Total time: 2:20

Prd	Time	Team	Scored by	Assists	Vis. on ice	Home on ice
1st	04:34	PSU	EV Robinson, James/1	DeRosa, Ricky/1 Marsh, Alec/1 Jordan Gross/1	7,21,28,4,6	2,8,9,22,26
2nd	11:06	ND	PP Joe Wegwerth/1	Andrew Oglevie/4	21,13,20,24	3,15,18,4,21
3rd	03:09	ND	EV Sucesse, Nate/4	Hamilton, Trevor/5 Jake Evans/6	14,11,8,5,16	3,4,15,18,25
4th	3rd 11:06	ND	EX Joe Wegwerth/2	Andrew Oglevie/5 Smirnov, Denis/5	20,14,25,12	21,18,4,15,16,3
5th	01:20	ND	EV Sturtz, Andrew/4	Jones, Peyton/1	16,25,12,9,20	3,11,16,25,27

TEAM SUMMARY						PENALTIES-MINUTES by Prd													
#	Prd	Team	1	2	3	OT	Tot	+	-	#	Prd	Team	1	2	3	OT	Tot	+	-
4	Myllari, Kris	0	0	0	0	0	+1			3	Jordan Gross	0	2	0	2	-2			
5	Kerr, Kevin	0	1	0	2	0	-1			4	Dennis Gilbert	1	1	0	2	-1			
6	Gobetz, James	0	0	0	0	0	+1			5	Tory Dello	0	1	0	2	0			
7	Robinson, James	2	0	0	0	2	+1			6	Tory Dello	0	1	0	2	0			
8	Berger, Chase	1	1	2	0	4	+1			8	Ben Ostlie	0	0	0	0	-1			
9	Goodwin, David	0	0	2	0	2	+1			9	Dawson Cook	0	1	0	1	-1			
10	Biro, Brandon	0	1	0	0	1	0			10	Anders Bjork	0	3	0	3	0			
11	Hamilton, Trevor	0	0	0	1	1	-1			11	Cal Burke	1	1	1	0	3	-1		
12	Richard, Dylan	0	0	0	0	0	+1			15	Andrew Oglevie	2	0	1	3	-1			
13	Pavlychev, Nikita	0	0	0	0	0	0			16	Connor Hurley	1	0	0	1	-1			
14	Sucesse, Nate	0	1	1	0	2	+1			18	Jake Evans	0	0	0	0	-1			
16	Sturtz, Andrew	0	2	0	2	4	+2			19	Mike O'Leary	0	0	0	1	0			
20	Autio, Erik	0	2	0	2	4	+1			21	Joe Wegwerth	0	2	0	4	0			
21	DeRosa, Ricky	0	0	0	0	0	+1			22	Andrew Peeke	0	0	0	0	-1			
22	Pedrie, Vince	2	2	1	0	5	0			25	Dylan Malmquist	0	1	0	1	-2			
25	Smirnov, Denis	2	3	1	0	6	+1			26	Cam Morrison	0	0	0	0	-1			
26	Folkes, Liam	0	0	0	1	1	0			27	Bobby Nardella	2	0	2	4	-1			
28	Marsh, Alec	0	1	0	0	1	+1			29	Bob Bruer	0	0	0	1	0			
31	Jones, Peyton	0	0	0	0	0	0			TM TEAM	0	0	0	0	0				
TM TEAM	0	0	0	0	0	0	0			32	Cale Morris	dnp							
33	Chad Katanur	dnp								33	Chad Katanur	dnp							
Totals			7	14	9	3	33	+15		Totals		7	11	10	0	28	-15		

GOALTENDERS																			
#	Prd	Team	Dec	Min	GA	1	2	3	OT	Saves	%								
31	Jones, Peyton	W	61:20	2	7	10	9	0	26	40	Cal Petersen	W	61:17	3	6	14	8	2	30
	EMPTY NET		0:03	0	0	0	0	0	0		EMPTY NET		0:03	0	0	0	0	0	

PENALTY SUMMARY											
Prd	Player	Team	Min	Offense	Time	Prd	Player	Team	Min	Offense	Time
1st	Cam Morrison	ND	2:00	2.Elbowing	10:17 PP	2nd	Smirnov, Denis	PSU	2:00	2.Hooking	15:55 PP
1st	Autio, Erik	PSU	2:00	2.Holding	11:15 PP	3rd	Connor Hurley	ND	2:00	2.Hooking	06:37 PP
1st	Ben Ostlie	ND	2:00	2.Holding	14:18 PP	3rd	Robinson, James	PSU	2:00	2.Holding	09:59 PP
2nd	Autio, Erik	PSU	2:00	2.Holding	00:50 PP	3rd	Pedrie, Vince	PSU	2:00	2.Cross-Checking	11:06 PP
2nd	Gobetz, James	PSU	2:00	2.Holding	10:54 PP	3rd	TM TEAM	ND	2:00	2.Too Many Players On Ice	19:05 PP
2nd	Bobby Nardella	ND	2:00	2.Holding	13:27 PP						

Win-Jones, Peyton (3-0-1). Loss-Cal Petersen (3-2-1).
PSU Timeout at 12:49 of 2nd Period.

Referee's signature

Hockey Game Box Score (Final)
UCONN vs #6 Notre Dame (Oct 27, 2016 at Notre Dame, Ind.)

UCONN (3-1-2, 1-0-0 HEA) vs. Notre Dame (3-3-1, 0-1-0 HEA)
Date: Oct 27, 2016 • Location: Notre Dame, Ind. • Arena: Compton Family Arena
Attendance: 2936 • Start time: 7:35 PM • End time: 9:58 PM • Total time: 2:23

Prd	Time	Team	Scored by	Assists	Vis. on ice	Home on ice
1st	15:16	UCONN	EV Howell, Justin/1	Kunnas, Joona/3 Schwartz, Jesse/2 Thompson, Tage/3	7,17,22,28,6	9,11,28,22,24
2nd	17:13	UCONN	PP Letunov, Maxim/1	Morgan, Brian/2	29,27,28,23,19	3,4,9,18
3rd	2nd 12:50	ND	EV Tory Dello/1	Connor Hurley/7 Dylan Malmquist/6	2	

Hockey Game Box Score (Final)
#9 Notre Dame vs Northeastern (Nov 12, 2016 at Boston, Mass.)

Notre Dame (5-3-1, 2-1-1 HEA) vs. Northeastern (3-4-3, 0-3-1 HEA)
 Date: Nov 12, 2016 • Location: Boston, Mass. • Arena: Matthews Arena
 Attendance: 3511 • Start time: 7:00pm • End time: 9:20pm • Total time: 2:20

Prd	Time	Team	Scored by	Assists	Vis. on ice	Home on ice
1	08:57	NU	PP Sikura, Dylan/4	Gaudette, Adam/7 Davies, Jeremy/3	28,11,4,3	9,8,4,12,14
2	2nd 02:23	ND	PP Jordan Gross/4	Anders Bjork/10 Andrew Oglevie/8	3,10,15,18,26	16,5,12,14
3	2nd 15:57	NU	PP Aston-Reese, Zach/6	Williams, Eric/3 Davies, Jeremy/4	22,24,4,28	12,20,4,8,9
4	2nd 18:06	ND	EV Andrew Oglevie/5	Jake Evans/7 Dennis Gilbert/4	15,18,14,26,3	26,4,8,9,20
5	3rd 08:54	ND	EV Cam Morrison/3	Dennis Gilbert/5 Jake Evans/7	26,4,18,15,3	9,8,20,13,4
6	3rd 13:48	ND	EV Jake Evans/3	Andrew Oglevie/9 Cam Morrison/4	18,4,3,15,26	9,5,26,14,8
7	3rd 14:55	ND	EV Andrew Peeke/1	Anders Bjork/11 Bobby Nardella/4	22,10,25,3,18	19,16,5,14,12

TEAM SUMMARY													
#	Notre Dame	1	2	3	Tot	+	#	Northeastern	1	2	3	Tot	+
3	Jordan Gross	0	1	1	2	+4	2	Owens, Trevor	0	0	0	0	0
4	Dennis Gilbert	0	1	0	1	+3	4	Davies, Jeremy	2	0	0	2	-2
5	Tory Dello	0	1	0	1	0	5	Shea, Ryan	1	1	0	2	-2
9	Dawson Cook	1	1	0	2	0	7	Picking, John	0	1	0	1	0
10	Anders Bjork	1	1	2	4	+1	8	Gaudette, Adam	3	2	0	5	-3
11	Cal Burke	0	0	0	0	0	9	Sikura, Dylan	1	0	1	2	-3
12	Felix Holmberg	0	0	0	0	0	12	Aston-Reese, Zach	0	1	1	2	-1
15	Andrew Oglevie	0	1	1	2	+3	13	Lerario, Biagio	0	1	0	1	-1
16	Connor Hurley	0	0	1	1	0	14	Cockenill, Garret	1	2	0	3	-2
18	Jake Evans	0	0	1	1	+4	16	Collier, Brendan	0	1	1	2	-1
19	Mike O'Leary	1	0	0	1	0	17	Filipe, Matt	0	0	0	0	0
21	Joe Wegwerth	0	0	0	0	0	19	Griffin, Lincoln	1	0	0	1	-1
22	Andrew Peeke	0	0	2	2	+1	20	Williams, Eric	0	0	0	0	0
24	Luke Ripley	1	0	0	1	0	22	Pond, Tanner	0	0	1	1	0
25	Dylan Malmquist	0	0	0	0	0	24	Jamieson, Mike	0	0	0	0	0
26	Cam Morrison	2	1	1	4	+3	25	Schule, Patrick	1	0	0	1	0
27	Bobby Nardella	1	0	1	2	0	26	Rosenthal, Ryan	1	0	0	1	0
28	Jack Jenkins	2	2	0	4	0	29	Cecere, Garrett	1	0	0	1	0
TM TEAM	0	0	0	0	0	0	Totals	12	9	4	25	-20	
33	Chad Katanar	dnp	dnp	dnp	dnp	dnp	Totals	9	7	12	28	+20	

GOALTENDERS																	
#	Notre Dame	Dec	Min	GA	1	2	3	Saves	#	Northeastern	Dec	Min	GA	1	2	3	Saves
40	Cal Petersen	W	60:00	2	11	8	4	23	41	Ruck, Ryan	L	54:51	5	9	5	8	22
										EMPTY NET							
										1	Theut, Jake		5:05	0	0	1	1

PENALTY SUMMARY									
Prd	Player	Team	Min/Offense	Time	Prd	Player	Team	Min/Offense	Time
1st	Jake Evans	ND	2.Hooking	07:41 PP	2nd	Luke Ripley	ND	2.Hitting From Behind	13:26 PP
2nd	Schule, Patrick	NU	2.Elbowing	00:43 PP	2nd	Tory Dello	ND	2.Hitting From Behind	14:44 PP
2nd	Dylan Malmquist	ND	2.Elbowing	04:46 PP	3rd	Davies, Jeremy	NU	2.Hooking	19:26 PP

Win-Cal Petersen (5-3-1). Loss-Ruck, Ryan (3-4-3).
 Referee's signature

Hockey Game Box Score (Final)
#9 Notre Dame vs Northeastern (Nov 13, 2016 at Boston, Mass.)

Notre Dame (5-3-2, 2-1-1) vs. Northeastern (3-4-4, 0-3-2)
 Date: Nov 13, 2016 • Location: Boston, Mass. • Arena: Matthews Arena
 Attendance: 1444 • Start time: 3:00 pm • End time: 4:28 pm • Total time: 1:28

Prd	Time	Team	Scored by	Assists	Vis. on ice	Home on ice
3	Jordan Gross	1	1	0	2	0
4	Dennis Gilbert	0	0	0	0	0
5	Tory Dello	0	1	0	1	0
8	Ben Ostlie	0	0	0	0	0
9	Dawson Cook	0	0	0	0	0
10	Anders Bjork	0	2	0	2	0
11	Cal Burke	1	2	0	3	0
12	Felix Holmberg	1	0	1	0	1
15	Andrew Oglevie	2	1	0	3	0
16	Connor Hurley	0	1	0	1	0
18	Jake Evans	0	0	0	0	0
21	Joe Wegwerth	0	0	0	0	0
22	Andrew Peeke	0	1	0	1	0
24	Luke Ripley	0	0	0	0	0
25	Dylan Malmquist	1	0	0	1	0
26	Cam Morrison	1	0	0	1	0
27	Bobby Nardella	1	0	0	1	0
28	Jack Jenkins	2	3	0	5	0
32	Cale Morris	dnp	dnp	dnp	dnp	dnp
33	Chad Katanar	dnp	dnp	dnp	dnp	dnp
Totals		10	12	0	22	0

TEAM SUMMARY													
#	Notre Dame	1	2	3	Tot	+	#	Northeastern	1	2	3	Tot	+
3	Jordan Gross	0	1	1	2	+4	2	Owens, Trevor	0	0	0	0	0
4	Dennis Gilbert	0	0	0	0	0	4	Davies, Jeremy	0	0	0	0	0
5	Tory Dello	0	1	0	1	0	5	Shea, Ryan	0	0	0	0	0
9	Dawson Cook	0	0	0	0	0	7	Picking, John	1	1	0	2	0
10	Anders Bjork	0	2	0	2	0	8	Gaudette, Adam	1	4	0	5	0
11	Cal Burke	0	0	0	0	0	9	Sikura, Dylan	2	0	0	2	0
12	Felix Holmberg	1	0	1	2	0	11	Schechter, Jake	0	0	0	0	0
15	Andrew Oglevie	2	1	0	3	0	12	Aston-Reese, Zach	2	0	0	2	0
16	Connor Hurley	0	1	0	1	0	13	Lerario, Biagio	0	0	0	0	0
18	Jake Evans	0	0	0	0	0	14	Cockenill, Garret	1	1	0	2	0
21	Joe Wegwerth	0	0	0	0	0	16	Collier, Brendan	0	1	0	1	0
22	Andrew Peeke	0	1	0	1	0	17	Filipe, Matt	0	0	0	0	0
24	Luke Ripley	0	0	0	0	0	19	Griffin, Lincoln	0	1	0	1	0
25	Dylan Malmquist	1	0	0	1	0	20	Williams, Eric	0	0	0	0	0
26	Cam Morrison	1	0	0	1	0	22	Pond, Tanner	0	0	0	0	0
27	Bobby Nardella	1	0	0	1	0	24	Jamieson, Mike	0	0	0	0	0
28	Jack Jenkins	2	3	0	5	0	25	Schule, Patrick	0	0	0	0	0
32	Cale Morris	dnp	dnp	dnp	dnp	dnp	29	Cecere, Garrett	0	0	0	0	0
33	Chad Katanar	dnp	dnp	dnp	dnp	dnp	TM TEAM	0	0	0	0	0	
41	Ruck, Ryan	dnp	dnp	dnp	dnp	dnp	Totals	7	9	0	16	0	

GOALTENDERS																	
#	Notre Dame	Dec	Min	GA	1	2	3	Saves	#	Northeastern	Dec	Min	GA	1	2	3	Saves
40	Cal Petersen	T	39:52	0	7	9	16	1	Theut, Jake	T	40:00	0	10	12	22		
	EMPTY NET							0:08	0	0	0	0	0	0	0		

PENALTY SUMMARY									
Prd	Player	Team	Min/Offense	Time	Prd	Player	Team	Min/Offense	Time
1st	Anders Bjork	ND	2.Driving	00:35	1st	Filipe, Matt	NU	2.High Sticking	19:20 PP
1st	Cal Burke	ND	2.Holding	00:35	2nd	Jake Evans	ND	2.Interference	01:10 PP
1st	Tory Dello	ND	2.Interference	08:57 PP	2nd	Davies, Jeremy	NU	2.Hooking	02:04 PP
1st	Lerario, Biagio	NU	2.Holding The Stick	11:25 PP	2nd	Connor Hurley	ND	2.Hooking	10:38 PP
1st	Williams, Eric	NU	2.Interference	12:22 PP	2nd	Cockenill, Garret	NU	2.Tripping	20:00

Notre Dame-Cal Petersen (5-3-2). Northeastern-Theut, Jake (0-0-1).
 Referee's signature

Hockey Game Box Score (Final)
#5 UMass Lowell vs #9 Notre Dame (Nov 17, 2016 at Notre Dame, Ind.)

UMass Lowell (8-3-2, 4-1-0 HEA) vs. Notre Dame (5-4-2, 2-2-1 HEA)
 Date: Nov 17, 2016 • Location: Notre Dame, Ind. • Arena: Compton Family Arena
 Attendance: 3151 • Start time: 7:35 PM • End time: 9:35 PM • Total time: 2:00

Prd	Time	Team	Scored by	Assists	Vis. on ice	Home on ice
1	00:35	UML	EV Smith, C.J./8	Edward, John/7 Gambardella, Joe/11	19,29,25,7	25,16,15,24,6
2	2nd 01:46	UML	EV Lohin, Ryan/3	Master, Nick/3 Kamrass, Jake/3	18,9,21,25,4	28,24,16,11,6
3	2nd 06:18	ND	EV Connor Hurley/2	Dylan Malmquist/6 Jordan Gross/5	5,25,3,29,19	16,25,3,15,4
4	2nd 13:44	UML	EV Campbell, Evan/1	Wilson, Connor/3 Hough, Gage/2	8,17,25,3,12	25,15,3,16,4
5	3rd 17:56	UML	EN Smith, C.J./9	Gambardella, Joe/11	19,5,3,25,29	16,18,24,6,21

TEAM SUMMARY													
#	UMass Lowell	1	2	3	Tot	+	#	Notre Dame	1	2	3	Tot	+
1	Panico, Tommy	0	0	0	0	0	3	Jordan Gross	0	1	2	3	0
3	Kapla, Michael	0	0	1	1	+1	4	Dennis Gilbert	0	2	0	2	0
4	Forney, Chris	1	0	0	1	+1	6	Tory Dello	0	0	0	0	-3
5	Gambardella, Joe	1	1	0	2	+1	8	Ben Ostlie	0	0	0	0	0
7	Mueller, Tyler	1	0	0	1	+1	9	Dawson Cook	1	0	0	1	0
8	Campbell, Evan	0	2	0	2	+1	10	Anders Bjork	1	0	1	2	0
9	Master, Nick	0	0	2	2	+1	11	Cal Burke	0	0	0	0	-1
12	Hough, Gage	0	1	0	1	+1	15	Andrew Oglevie	0	0	1	1	-1
15	O'Neill, Colin	0	1	0	1	+1	16	Connor Hurley	1	1	1	3	-3
17	Wilson, Connor	0	0	0	0	0	18	Jake Evans	0	0	0	0	-1
18	Lohin, Ryan	0	2	4	6	+1	21	Joe Wegwerth	1	1	0	2	-1
19	Smith, C.J.	3	2	2	7	+1	22	Andrew Peeke	1	1	0	2	0
20	Winkler, James	0	0	0	0	0	24	Luke Ripley	0	0	0	0	-3
21	Kamrass, Jake	1	1	1	3	+1	25	Dylan Malmquist	0	2	0	2	-1

Hockey Game Box Score (Final)
Holy Cross vs #11 Notre Dame (Nov 25, 2016 at Notre Dame, Ind.)

Holy Cross (5-4-2, 2-2-2 AH) vs. Notre Dame (7-4-2, 3-2-1 HEA)
Date: Nov 25, 2016 • Location: Notre Dame, Ind. • Arena: Compton Family Arena
Attendance: 4581 • Start time: 7:35 PM • End time: 9:33 PM • Total time: 1:58

Prd	Time	Team	Scored by	Assists	Vis. on ice	Home on ice	Goals by Period
1	03:46	ND	Connor Hurley/4	Dylan Malmquist/9 Anders Bjork/13 Mackie, Jay/5	7,15,11,12,29	16,25,10,3,27	Team 1 2 3 Tot HC 1 1 1 3 ND 1 2 2 5
2	12:37	HC	EV Crinella, Peter/1	Darrar, Kevin/4	13,18,10,7,15	28,3,24,11,26	
3	02:27	HC	EV Moore, T.J./10	-	17,15,7,21,27	18,22,25,10,27	
4	13:16	ND	EV Joe Wegwerth/4	Jake Evans/9 Tory Dello/4	7,15,18,13,10	21,18,15,4,22	
5	17:37	ND	PP Cam Morrison/4	Jordan Gross/7 Anders Bjork/14	5,15,39,17	26,3,10,18,27	
6	04:30	ND	EV Anders Bjork/8	Connor Hurley/10 Tory Dello/5	27,33,4,17,12	10,16,25,4,6	
7	10:20	HC	PP Lopez, Danny/6	Trapp, Spencer/9 Robinson, Neil/1	27,5,21,17,37	4,18,9,6	
8	19:55	ND	EN Andrew Oglevie/6	-	29,27,17,7,23,5	15,18,6,4,10	

Goals by Period
Team 1 2 3 Tot
HC 1 1 1 3
ND 1 2 2 5

Shots by Period
Team 1 2 3 Tot
HC 4 9 7 20
ND 10 11 9 30

Power Play Goals-Att (Sh)
Prd Pld Goals-Att ND
1st 0-1 (0) 0-1 (2)
2nd 0-0 (0) 1-2 (2)
3rd 1-1 (1) 0-1 (0)
Total 1-2 (1) 1-4 (4)

Penalties-Minutes by Prd
Prd HC ND
1st 1-2 1-2
2nd 3-6 0-0
3rd 0-0 1-2
Total 4-8 2-4

Three stars:
1. Anders Bjork
2. Connor Hurley
3. Moore, T.J.

Officials:
Referee: Barry Pochmara
Referee: Walker Holton
Linesman: Dmitry Antipin
Linesman: Robert Shintani

TEAM SUMMARY

#	Holy Cross	1	2	3	Tot	+	#	Notre Dame	1	2	3	Tot	+
4	Sheilly, Dalton	0	0	1	-1		3	Jordan Gross	1	2	1	4	0
5	Trapp, Spencer	0	0	0	-1		4	Dennis Gilbert	0	0	0	+3	
7	Coughlin, Johnny	1	0	1	2	-1	6	Tory Dello	1	0	0	+2	
10	Darrar, Kevin	1	0	1	0		8	Ben Ostlie	0	0	0	0	
11	Laffin, Michael	0	0	1	-1		9	Dawson Cook	0	0	0	0	
12	Pooley, Scott	0	0	1	-2		10	Anders Bjork	2	0	1	3	+2
13	Crinella, Peter	1	2	0	3	0	11	Cal Burke	0	1	0	-1	
15	Barrow, Charlie	0	0	1	1	0	12	Felix Holmberg	0	0	0	0	
17	Moore, T.J.	0	1	2	-1		22	Andrew Peeke	0	0	1	0	
18	Mackie, Jay	1	0	0	1	0	15	Connor Hurley	1	1	1	3	+2
21	Robinson, Neil	0	2	0	2	+1	18	Jake Evans	2	0	0	2	+1
23	Ferrill, Ryan	0	0	0	-1		21	Joe Wegwerth	0	2	1	3	+1
24	Muratore, Tommy	0	0	0	0		22	Andrew Peeke	0	0	1	0	
27	Lopez, Danny	0	1	1	2	-1	24	Luke Ripley	0	0	0	-1	
29	Barrett, Mike	0	1	0	1	-2	25	Dylan Malmquist	1	0	1	2	+1
33	Smith, Logan	0	0	0	-1		26	Cam Morrison	1	0	1	2	-1
37	Mulcahy, Brett	0	0	0	0		27	Bobby Nardella	0	1	0	1	0
39	Collet, Mitch	1	1	0	2	0	28	Jack Jenkins	1	0	1	2	-1
1	Nixon, Tommy	dnp	dnp	dnp	dnp		32	Cale Morris	dnp	dnp	dnp	dnp	
34	Tarras, Anthony	dnp	dnp	dnp	dnp		33	Chad Katarun	dnp	dnp	dnp	dnp	
Totals		4	9	7	20	-11	Totals		10	11	9	30	+10

GOALTENDERS

#	Holy Cross	Dec	Min	GA	1	2	3	Saves	#	Notre Dame	Dec	Min	GA	1	2	3	Saves
36	Berrafato, Paul	L	58:54	4	9	9	25	40	40	Cal Petersen	W	59:49	3	3	8	6	17
	EMPTY NET	L	1:06	1	0	0	0	0		EMPTY NET		0:11	0	0	0	0	0

PENALTY SUMMARY

Prd	Player	Team	MinOffense	Time	Prd	Player	Team	MinOffense	Time
1st	Smith, Logan	HC	2.Holding The Stick	08:08 PP	2nd	Coughlin, Johnny	HC	2.Holding	15:52 PP
1st	Tory Dello	ND	2.Kneeing	16:42 PP	2nd	Pooley, Scott	HC	2.Interference	19:37 PP
2nd	Smith, Logan	HC	3.Interference	14:22 PP	3rd	Luke Ripley	ND	2.0-Hooking	10:16 PP

Win-Cal Petersen (7-4-2). Loss-Berrafato, Paul (5-4-2).
Shillelagh Tournament

Referee's signature

Hockey Game Box Score (Final)
Clarkson vs #11 Notre Dame (Nov 26, 2016 at Notre Dame, Ind.)

Clarkson (8-5-3, 4-1-1 ECAC) vs. Notre Dame (7-5-2, 3-2-1 HEA)
Date: Nov 26, 2016 • Location: Notre Dame, Ind. • Arena: Compton Family Arena
Attendance: 3865 • Start time: 7:35 PM • End time: 9:42 PM • Total time: 2:07

Prd	Time	Team	Scored by	Assists	Vis. on ice	Home on ice	Goals by Period
1	06:29	CLAR	EV Brossaue, Devin/4	Sturm, Nico/9 Josephs, Troy/5	14,17,4,13,11	10,6,4,25,16	Team 1 2 3 Tot CLAR 1 1 0 2 ND 0 0 0 0
2	15:22	CLAR	EV Rempal, Sheldon/5	-	11,16,6,4,5	10,27,15,3	

Goals by Period
Team 1 2 3 Tot
CLAR 1 1 0 2
ND 0 0 0 0

Shots by Period
Team 1 2 3 Tot
CLAR 4 15 8 27
ND 15 9 11 35

Power Play Goals-Att (Sh)
Prd Pld Goals-Att ND
1st 0-0 (0) 0-1 (1)
2nd 0-2 (1) 0-4 (4)
3rd 0-2 (1) 0-4 (4)
Total 0-4 (5) 0-7 (6)

Penalties-Minutes by Prd
Prd CLARKSON ND
1st 1-2 0-0
2nd 4-8 4-9
3rd 3-6 2-4
Total 8-6 6-23

Three stars:
1. Kielly, Jake
2. Brossaue, Devin
3. Rempal, Sheldon

Officials:
Referee: Barry Pochmara
Referee: Stephen Mctchak
Linesman: Brent Gawlik
Linesman: Robert Shintani

TEAM SUMMARY

#	Clarkson	1	2	3	Tot	+	#	Notre Dame	1	2	3	Tot	+
2	de Haas, James	0	1	1	2	0	3	Jordan Gross	0	2	3	5	-1
3	Moro, Greg	0	0	1	0	0	4	Dennis Gilbert	0	1	0	1	-1
4	Karjalainen, Tyko	0	0	0	-2		6	Tory Dello	1	1	0	2	-1
9	Dawson Cook	0	2	0	+1		9	Dawson Cook	2	1	0	3	0
8	D'Arriro, Perry	0	0	1	0	0	10	Anders Bjork	1	2	1	4	-2
11	Rempal, Sheldon	0	1	1	2	+2	11	Cal Burke	0	0	2	2	0
13	Thou, Aaron	0	0	0	+1		15	Andrew Oglevie	2	1	4	-1	
14	Brossaue, Devin	1	1	0	+1		16	Connor Hurley	1	0	1	2	-1
16	Josephs, Troy	1	2	0	3	+1	18	Jake Evans	1	0	0	1	0
17	Sturm, Nico	0	0	0	+1		19	Mike O'Leary	0	0	0	0	0
18	Egile, Haralds	0	0	2	0	0	21	Joe Wegwerth	0	0	0	0	0
19	Gervais, Brett	0	1	0	0	0	22	Andrew Peeke	0	0	0	0	0
20	Pierog, Nic	0	1	1	2	0	24	Luke Ripley	0	0	0	0	0
21	Vigneault, Sam	1	0	0	1	0	25	Dylan Malmquist	1	0	0	1	-1
26	Fossen, A.J.	0	0	0	0	0	26	Cam Morrison	1	1	1	3	0
27	Jokiharju, Juhoo	1	1	0	1	0	27	Bobby Nardella	2	0	1	3	-1
28	Boucher, Jordan	0	3	2	5	0	28	Jack Jenkins	2	0	1	3	0
44	Amorosa, Terrance	1	0	2	0	0	29	Bo Brauer	1	0	0	1	0
TM	TEAM	0	0	0	0	0	32	Cale Morris	dnp	dnp	dnp	dnp	
1	Perry, Steve	dnp	dnp	dnp	dnp	dnp	33	Chad Katarun	dnp	dnp	dnp	dnp	
34	Runkla, Ville	dnp	dnp	dnp	dnp	dnp							
Totals		4	15	8	27	+9	Totals		15	9	11	35	-9

GOALTENDERS

#	Clarkson	Dec	Min	GA	1	2	3	Saves	#	Notre Dame	Dec	Min	GA	1	2	3	Saves
29	Kielly, Jake	W	60:00	0	15	9	11	35	40	Cal Petersen	L	59:23	2	3	14	8	25
	EMPTY NET									EMPTY NET		0:37	0	0	0	0	0

PENALTY SUMMARY

Prd	Player	Team	MinOffense	Time	Prd	Player	Team	MinOffense	Time
1st	Smith, Logan	HC	2.Holding The Stick	08:08 PP	2nd	Josephs, Troy	Clarkson	2.Hooking	02:00 PP
2nd	Josephs, Troy	Clarkson	2.Hooking	02:00 PP	2nd	Moro, Greg	Clarkson	2.Elbowing	19:38 PP
2nd	Cal Burke	ND	2.Interference	03:58 PP	3rd	Joe Wegwerth	ND	2.Hooking	00:57 PP
2nd	Jake Evans	ND	5.Hitting From Behind	07:02 PP	3rd	Vigneault, Sam	Clarkson	2.Slashing	09:19 PP
2nd	Jake Evans	ND	10.Game Misconduct	07:02 PP	3rd	D'Arriro, Perry	Clarkson	2.Holding	14:21 PP
2nd	Rempal, Sheldon	Clarkson	2.Hooking	10:37 PP	3rd	Josephs, Troy	Clarkson	2.Kneeing	14:54 PP
2nd	Thou, Aaron	Clarkson	2.Hooking	13:34	3rd	Jordan Gross	ND	2.Slashing	18:45 PP

Win-Kielly, Jake (7-4-3). Loss-Cal Petersen (7-5-2).
F - ANDERS BJORK (ND), F - JOE SWIVELY (ALE).
D - SHELDON REMPAL (CU), D - TERRANCE AMOROSA (CU)
D - TORY DELLO (ND), G - JAKE KIELY (CU)
MOP - JAKE KIELY (CU)

Referee's signature

Hockey Game Box Score (Final)
#12 Notre Dame vs Massachusetts (12/02/16 at Amherst, Mass.)

Notre Dame (7-6-2, 3-3-1 HEA) vs. Massachusetts (4-7-2, 2-5-1 HEA)
Date: 12/02/16 • Location: Amherst, Mass. • Arena: Mullins Center
Attendance: 2481 • Start time: 6:00 pm • End time: 8:29 pm • Total time: 2:29

Prd	Time	Team	Scored by	Assists	Vis. on ice	Home on ice	Goals by Period
1	2nd 10:28	UMAS	PP Pigozzi, Ray/2	Iacobellis, Steve/5 Plevy, Austin/5	10,4,6,18	15,16,14,37,8	Team 1 2 3 Tot UMAS 0 0 4 4 ND 0 0 3 3
2	14:15	UMAS	EV Hildenbrand, Niko/3	McDougal, Riley/3 Jeszka, Griff/5	25,24,16,10,3	19,27,11,8,37	
3	16:38	UMAS	PP Iacobellis, Steven/2	Horton, Jake/2	9,18,4,6	16,8,14,15,37	
4	01:08	ND	EV Andrew Peeke/3	Lagesson, William/4 Bobby Nardella/7 Jake Evans/9	22,27,18,15,26	15,13,28,14,11	
5	04:24	ND	EV Anders Bjork/10	Connor Hurley/11	10,16,4,19,6	37,11,27,19,8	
6	07:57	UMAS	PP Plevy, Austin/5	Chukarov, Ivan/3	3,18,4	14,13,8,16,15	
7	11:37	ND	PP Bobby Nardella/4	Horton, Jake/3 Andrew Oglevie/10 Andrew Peeke	27,15,22,26,18	37,4,14,16	
8	12:46	UMAS	EV Pigozzi, Ray/3	Iacobellis, Steve/6 Jordan Gross/8 Bobby Nardella/8	11,27,19,22,28	15,16,4,14,18	
9	16:01	ND	EV Anders Bjork/11	-	10,3,27,18,15	8,37,14,15,16	

Goals by Period
Team 1 2 3 Tot
UMAS 0 0 4 4
ND 0 0 3 3

Shots by Period
Team 1 2 3 Tot
ND 4 7 14 25
UMAS 10 6 8 24

Power Play Goals-Att (Sh)
Prd Pld Goals-Att ND UMAS
1st 0-1 (0) 0-0 (0)
2nd 0-0 (0) 2-2 (2)
3rd 1-1 (1) 0-1 (0)
Total 1-2 (1) 3-4 (4)

Penalties-Minutes by Prd
Prd ND UMAS
1st 0-0 1-2
2nd 2-4 0-0
3rd 2-4 1-2
Total 4-8 2-4

Three stars:
1. Pigozzi, Ray
2. Iacobellis, Steven
3. Plevy, Austin

Officials:
Referee: Jeff Bunyon
Referee: Terrence Murphy
Linesman: Kevin Briganti
Linesman: Marc Sullivan

TEAM SUMMARY

#	Notre Dame	1	2	3	Tot	+	#	Massachusetts	1	2	3	Tot	+
3	Jordan Gross	1	0	0	1	0	4	Hetnik, Marc	0	0	0	+1	
4	Dennis Gilbert	0	0	3	+1		8	Horton, Jake	1	0	1	2	-1
5	Tory Dello	0	0	0	-1		9	Petrella, Anthony	1	0	1	0	
9	Dawson Cook	0	1	0	0	0	10	Suter, Jack	0	0	0	-1	
10	Anders Bjork	0	1	2	+1		11	Jeszka, Griff	0	0	0	-1	
11	Cal Burke	0	1	2	-1		13	Chukarov, Ivan	2	1	0	3	-1
15	Andrew Oglevie	0	3	6	+2		14	Plevy, Austin	0	1	3	4	-2

Hockey Game Box Score (Final)
#3 Boston College vs #13 Notre Dame (Dec 10, 2016 at Notre Dame, Ind.)

Boston College (13-6-1, 8-1-1 HEA) vs. Notre Dame (9-6-2, 5-3-1 HEA)
 Date: Dec 10, 2016 • Location: Notre Dame, Ind. • Arena: Compton Ice Arena
 Attendance: 5022 • Start time: 7:10 PM • End time: 9:25 PM • Total time: 2:15

Prd	Time	Team	Scored by	Assists	Vis. on ice	Home on ice	Goals by Period
							Team 1 2 3 Tot
1.	06:18	BC	PP David Cotton/6	Chris Brown/11	17,10,26,7,8	18,2,9,24	BC 2 0 0 2
2.	13:07	BC	PP Julius Mattila/3	Chris Brown/12	26,10,7,8,17	4,28,9,2	ND 0 3 0 3
3.	09:16	ND	PP Anders Bjork/12	Connor Hurley/12	15,28,5,7	10,16,21,3,25	
4.	14:57	ND	EV Andrew Oglevie/8	Joe Wegwerth/3	18,11,21,2,7	15,18,26,4,3	BC 8 5 4 17
5.	17:30	ND	SH Anders Bjork/13	Jake Evans/11	10,17,26,7,8	10,15,3,4	ND 11 10 11 32

TEAM SUMMARY													
#	Team	1	2	3	Tot	+/-	#	Team	1	2	3	Tot	+/-
1	Scott Savage	1	0	0	1	-1	2	Tony Bretzman	1	0	0	1	0
4	Michael Kim	0	0	1	1	0	3	Jordan Gross	3	0	1	4	+2
5	Casey Fitzgerald	0	0	0	0	0	4	Dennis Gilbert	0	0	0	0	+2
6	Michael Campoli	0	0	0	0	0	6	Tory Dello	0	0	0	0	0
7	Connor Moore	0	0	0	0	-2	9	Dawson Cook	1	1	1	3	0
8	Jesper Mattila	0	0	0	0	-1	10	Anders Bjork	1	3	1	5	+1
10	Chris Brown	1	0	0	1	-1	11	Cal Burke	0	1	1	2	0
11	Chris Calnan	1	1	1	3	-1	15	Andrew Oglevie	1	1	1	3	+2
12	Mike Booth	0	0	0	0	0	16	Connor Hurley	0	0	0	0	0
14	Zach Walker	0	0	0	0	0	18	Jake Evans	0	0	2	2	+1
15	JD Dudek	1	0	1	2	0	19	Mike O'Leary	0	0	0	0	0
17	David Cotton	1	0	1	2	-1	21	Joe Wegwerth	1	0	0	1	0
18	Colin White	0	1	0	1	-1	22	Andrew Peeke	0	1	2	3	0
21	Matthew Gaudre	0	1	0	1	-1	24	Luke Ripley	1	0	0	1	0
23	Chris Shero	0	0	0	0	0	25	Dylan Malmquist	0	0	1	1	0
26	Julius Mattila	2	1	0	3	-1	26	Cam Morrison	1	1	0	2	+1
27	Graham McPhee	1	1	0	2	0	27	Bobby Nardella	1	2	1	4	0
28	Ron Greco	0	0	0	0	0	28	Jack Jenkins	0	0	0	0	0
35	Ryan Edquist	dnp					T	TEAM	0	0	0	0	0
Totals		8	5	4	17	-10	32	Cale Morris					
							33	Chad Kattunar	dnp				
							Totals		11	10	11	32	+9

Power Play Goals-Att (Sh)			
Prd	BC	ND	
1st	2-2 (3)	0-1 (2)	
2nd	0-2 (1)	1-3 (3)	
3rd	0-0 (0)	0-2 (2)	
Total	2-4 (4)	1-6 (7)	

Penalties-Minutes by Prd			
Prd	BC	ND	
1st	1-2	2-4	
2nd	3-6	2-4	
3rd	2-4	0-0	
Total	6-12	4-8	

Three stars:
 1. Anders Bjork
 2. Andrew Oglevie
 3. Joe Woll

Officials:
 Referee: Barry Pochmara
 Referee: Scott Hansen
 Linesman: Tommy George
 Linesman: Robert Shintani

GOALTENDERS

#	Team	Dec	Min	GA	1	2	3	Saves	#	Team	Dec	Min	GA	1	2	3	Saves
31	Joe Woll	L	59:04	3	11	7	11	29	40	Cal Petersen	W	60:00	2	6	5	4	15
	EMPTY NET		0:56	0	0	0	0	0									

PENALTY SUMMARY

Prd	Player	Team	Min	Offense	Time	Prd	Player	Team	Min	Offense	Time
1st	Andrew Oglevie	ND	2:00	Hooking	05:56 PP	2nd	Graham McPhee	BC	2:00	Slashing	08:08
1st	Luke Ripley	ND	2:00	Hitting From Behind	11:20 PP	2nd	Connor Moore	BC	2:00	Tripping	11:05 PP
1st	David Cotton	BC	2:00	Interference	14:54 PP	2nd	Dylan Malmquist	ND	2:00	Face-Off Violation	16:35 PP
2nd	Graham McPhee	BC	2:00	Hooking	02:27 PP	3rd	Chris Calnan	BC	2:00	Tripping	02:07 PP
2nd	Connor Hurley	ND	2:00	Slashing	06:50 PP	3rd	Michael Campoli	BC	2:00	Roughing	08:18 PP

Win-Cal Petersen (9-6-2). Loss-Joe Woll (10-6-1).

Referee's signature



#2 Tony Bretzman

Jr. | F | Mendota Heights, Minnesota
Langley Rivermen (BCHL)

Career Highs

Goals: 1 (2x - vs. UConn 11/1/15)
Assists: 1 (2x - at UMass 12/3/16)
Points: 1 (4x - at UMass 12/3/16)
Multi-point games: n/a
Point Streak: n/a

2016-17 Notes

- Notched an assist in Notre Dame's 3-0 win at UMass (Dec. 3), which was his fourth game of the season.

Bretzman's Career Stats

Season	GP	G	A	Points	Shots	Shot%	Pen-Min	+/-	PPG	SHG	GWG
2014-15	17	1	1	2	8	.125	3-6	-2	0	0	1
2015-16	8	1	0	1	5	.200	2-4	+2	0	0	0
2016-17	5	0	1	1	4	.000	0-0	-1	0	0	0
TOTAL	30	2	2	4	17	.118	5-10	-1	0	0	1



#3 Jordan Gross

JR. | D | Maple Grove, Minnesota
Green Bay Gamblers (USHL)

2016-17 Notes

- Opened the season with a three-point game (1G, 2A) against Arizona State (Oct. 7), tying his career high mark in the 9-2 win.
- Gross has played 96 consecutive games to start his Notre Dame career.
- Notched the third period, game tying goal in Notre Dame's 3-3 tie with Penn State on Oct. 21 (also had an assist in that game).
- Notched a power-play goal in Notre Dame's 5-2 win at Northeastern (Nov. 12).

Career Highs

Goals: 2 (2x - vs. Northeastern 11/12/15)
Assists: 2 (7x - vs. Arizona State 10/7/16)
Points: 3 (2x - Arizona State 10/7/16)
Multi-point games: 17
Point Streak: 9 games
(Dec. 5 - Jan. 23, 2015; 3-8-11)

Gross's Career Stats

Season	GP	G	A	Points	Shots	Shot%	Pen-Min	+/-	PPG	SHG	GWG
2014-15	42	7	21	28	92	.076	7-14	+8	1	0	1
2015-16	37	9	22	31	113	.080	11-30	+15	2	0	1
2016-17	17	4	8	12	57	.070	3-6	+6	2	0	1
TOTAL	96	20	51	71	262	.076	21-50	+29	5	0	3



#4 Dennis Gilbert

So. | D | Buffalo, New York
Chicago Steel (USHL)

Career Highs

Goals: 1 (2x - at BC 12/10/15)
Assists: 2 (4x - at Northeastern 11/12/16)
Points: 2 (4x - at Northeastern 11/12/16)
Multi-point games: 5
Point Streak: 3 games
(Oct. 31 - Nov. 6, 2015; 0-4-4)

2016-17 Notes

- Tied a career high with two assists in Notre Dame's 6-2 win over UConn (Oct. 28).
- Then had a two-assist game in Notre Dame's next contest, a 5-2 win at Northeastern (Nov. 12).

Gilbert's Career Stats

Season	GP	G	A	Points	Shots	Shot%	Pen-Min	+/-	PPG	SHG	GWG
2015-16	37	2	8	10	54	.037	17-34	+5	1	0	1
2016-17	17	0	6	6	22	.000	5-10	+10	0	0	0
TOTAL	54	2	14	16	76	.026	22-44	+15	1	0	1



#6 Tory Dello

Rr. | D | Crystal Lake, Illinois
Tri-City Storm (USHL)

Career Highs

Goals: 1 (vs. UConn 10/27/16)
Assists: 2 (vs. Holy Cross 11/25/16)
Points: 2 (vs. Holy Cross 11/25/16)
Multi-point games: 1
Point Streak: 2 games
(Oct. 27-28, 2016; 1-1-2)


2016-17 Notes

- Registered his first career point in his first career game by notching an assist on Anders Bjork's game-winning, power-play goal against Arizona State (Oct. 7).

- Notched his first career goal in the 4-2 loss to UConn (Oct. 27).
- Had a career-high two assists in Notre Dame's 5-3 win over Holy Cross in the Shillelagh Tournament.

Dello's Career Stats

Season	GP	G	A	Points	Shots	Shot%	Pen-Min	+/-	PPG	SHG	GWG
2016-17	16	1	5	6	27	.037	14-47	+2	0	0	0
TOTAL	16	1	5	6	27	.037	14-47	+2	0	0	0



#8 Ben Ostlie

Sr. | F | Edina, Minnesota
Omaha Lancers (USHL)

Career Highs

Goals: 1 (2x - at PSU 10/17/15)
Assists: 1 (3x - vs. Western Michigan 1/8/16)
Points: 1 (5x - vs. Western Michigan 1/8/16)
Multi-point games: n/a

2016-17 Notes

Ostlie's Career Stats

Season	GP	G	A	Points	Shots	Shot%	Pen-Min	+/-	PPG	SHG	GWG
2013-14	12	0	0	0	10	.000	3-6	-3	0	0	0
2014-15	24	1	2	3	13	.077	2-4	0	0	0	0
2015-16	27	1	1	2	17	.059	2-4	-5	0	0	0
2016-17	11	0	0	0	3	.000	3-6	-1	0	0	0
TOTAL	74	2	3	5	43	.047	10-20	-9	0	0	0



#9 Dawson Cook

Jr. | F | Cadillac, Michigan
Green Bay Gamblers (USHL)

Career Highs

Goals: 1 (5x - vs. UMass Lowell 11/18/16)
Assists: 1 (4x - vs. UConn 10/28/16)
Points: 1 (9x - vs. UMass Lowell 11/18/16)
Multi-point games: n/a
Point Streak: 2 games
(Nov. 28 - Dec. 4, 2015)

2016-17 Notes

- Scored in Notre Dame's 4-1 win over then No. 4/5 UMass Lowell (Nov. 18).

Cook's Career Stats

Season	GP	G	A	Points	Shots	Shot%	Pen-Min	+/-	PPG	SHG	GWG
2014-15	35	1	1	2	11	.091	4-8	-6	0	0	0
2015-16	32	3	1	4	16	.188	2-4	-2	0	0	1
2016-17	16	1	2	3	21	.048	2-4	+1	0	0	0
TOTAL	83	5	4	9	48	.104	8-16	-7	0	0	1



#10 Anders Bjork

Jr. | F | Mequon, Wisconsin
U.S. National U-18 Team

Career Highs

Goals: 2 (6x - vs. BC 12/10/16)
Assists: 2 (13x - vs. UConn 10/28/16)
Points: 4 (2x - vs. UConn 10/28/16)
Multi-point games: 19
Point Streak: 10 games
(Nov. 28 - Jan. 23, 2016; 7-8-15)

2016-17 Notes

- Opened the season by scoring two goals and adding an assist in Notre Dame's 9-2 win over Arizona State (Oct. 7).
- The next night against the Sun Devils, posted a career-high four points on two goals and two assists.
- Had the game-winning goal on both wins over Arizona State and was named the Hockey East Player of the Week for his seven-point weekend (Oct. 10).
- Scored a highlight reel goal at Minnesota Duluth (Oct. 14) when he beat the defense and finished with a high wrist shot for his fifth goal of the season.
- Had a pair of assists in Notre Dame's 3-1 win at No. 4 Minnesota Duluth (Oct. 15).
- Posted his second four-point game of the season in Notre Dame's 6-2 win over UConn (Oct. 28), including two goals

and two assists.

- Finished October with 16 points (7-9-17) and was named the Hockey East Player of the Month.
- Had a goal and two assists to lead Notre Dame past Holy Cross, 5-3, in the opening round of the Shillelagh Tournament (Nov. 25).
- Had two third-period goals in Notre Dame's 5-4 loss at UMass (Dec. 2).
- Scored two goals, including the shorthanded game-winning tally, in Notre Dame's comeback win, 3-2, over then No. 3/4 Boston College (Dec. 10).
- Was named the Hockey East Player of the Week on Dec. 12 following his performance against the Eagles.

Bjork's Career Stats

Season	GP	G	A	Points	Shots	Shot%	Pen-Min	+/-	PPG	SHG	GWG
2014-15	41	7	15	22	74	.095	7-14	-3	1	1	0
2015-16	35	12	23	35	92	.130	4-8	+28	3	0	0
2016-17	17	13	15	28	62	.210	4-8	+13	3	1	4
TOTAL	93	32	53	85	228	.140	15-30	+38	7	2	4



#11 Cal Burke

Fr. | F | Boxborough, Massachusetts
Cedar Rapids RoughRiders (USHL)

Career Highs

Goals: --
Assists: 2 (vs. UMass Lowell 11/18/16)
Points: 2 (vs. UMass Lowell 11/18/16)
Multi-point games: 1
Point Streak: --

2016-17 Notes

- Opened his Irish career by notching an assist in the first game of the season, a 9-2 win over Arizona State (Oct. 7).
- Posted his first career multi-point game with two assists in Notre Dame's 4-1 win over UMass Lowell (Nov. 18).

Burke's Career Stats

Season	GP	G	A	Points	Shots	Shot%	Pen-Min	+/-	PPG	SHG	GWG
2016-17	17	0	4	4	25	.000	3-6	-4	0	0	0
TOTAL	17	0	4	4	25	.000	3-6	-4	0	0	0



#12 Felix Holmberg

Fr. | F | Stockholm, Sweden
AIK J20 (SuperElit)

Career Highs

Goals: --
Assists: --
Points: --
Multi-point games: --
Point Streak: --

2016-17 Notes

- Made his Irish debut in Notre Dame's 9-2 season-opening victory over Arizona State (Oct. 7)
- Holmberg is the fifth European to play for the Irish and the third from Stockholm, Sweden (Calle Ridderwall was the last from 2077-11).

Holmberg's Career Stats

Season	GP	G	A	Points	Shots	Shot%	Pen-Min	+/-	PPG	SHG	GWG
2016-17	7	0	0	0	4	.000	0-0	0	0	0	0
TOTAL	7	0	0	0	4	.000	0-0	0	0	0	0



#15 Andrew Oglevie

So. | F | Fullerton, California
Cedar Rapids RoughRiders

Career Highs

Goals: 2 (vs. Merrimack 1/15/16)
Assists: 2 (4x - at Northeastern 11/12/16)
Points: 3 (3x - at Northeastern 11/12/16)
Multi-point games: 6
Point Streak: 7 games
(Oct. 14 - Nov. 12, 2016; 4-7-11)

2016-17 Notes


- Opened the season by tying his career-high point total with three (1G, 2A) in Notre Dame's season-opening 9-2 win over Arizona State.
- Had a power-play goal and an assist in

Notre Dame's 4-3 loss at #4 Minnesota Duluth (Oct. 14).

- Added a power-play goal in Notre Dame's 3-1 win at Minnesota Duluth (Oct. 15).
- Had a goal and two assists in Notre Dame's 5-2 win at Northeastern (Nov. 12).
- Scored the first (and game-winning) goal in Notre Dame's 3-0 win at UMass (Dec. 3).
- Scored the game-tying goal in Notre Dame's 3-2 comeback win over then No. 3/4 Boston College (Dec. 10).

Oglevie's Career Stats

Season	GP	G	A	Points	Shots	Shot%	Pen-Min	+/-	PPG	SHG	GWG
2015-16	31	5	4	9	59	.085	4-8	+9	0	0	2
2016-17	17	8	10	18	60	.133	1-2	+7	3	0	1
TOTAL	48	13	14	27	119	.109	5-10	+16	3	0	3



#16 Connor Hurley

Jr. | F | Edina, Minnesota
Green Bay Gamblers (USHL)

Career Highs

Goals: 1 (11x - vs. UConn 10/28/16)
Assists: 3 (vs. UConn 11/1/15)
Points: 3 (2x - vs. Arizona State 10/8/16)
Multi-point games: 12
Point Streak: 3 games
(Oct. 18-25, 2014; 1-4-5)

2016-17 Notes

- Opened the season with a two assist game against Arizona State (Oct. 7).
- Followed with a goal and an two assists in game two versus the Sun Devils (Oct. 8), tying his career high with three points in the game.
- Had a goal and an assist in Notre Dame’s 6-2 win over UConn (Oct. 28).
- Scored the opening goal and added an assist in Notre Dame’s 5-3 win over Holy Cross in the Shillelagh Tournament (Nov. 25).

Hurley’s Career Stats

Season	GP	G	A	Points	Shots	Shot%	Pen-Min	+/-	PPG	SHG	GWG
2014-15	41	4	10	14	59	.068	3-6	+5	0	0	1
2015-16	36	6	12	18	56	.107	5-10	+7	2	0	0
2016-17	17	4	12	16	25	.160	10-20	+5	0	0	1
TOTAL	94	14	34	48	140	.100	18-36	+17	2	0	2



#17 Peter Mark

Jr. | D | Minneapolis, Minn.
Saint Thomas Academy

Career Highs

Goals: --
Assists: --
Points: --
Multi-point games: --
Point Streak: --

2016-17 Notes

- Joined the Irish for the 2016-17 season after playing the previous two seasons with Notre Dame’s club team.

Mark’s Career Stats



#18 Jake Evans

Jr. | F | Toronto, Ontario
St. Michael's Buzzers (OJHL)

Career Highs

Goals: 2 (2x - at UMass 12/3/16)
Assists: 3 (2x - vs. Minnesota 11/6/15)
Points: 3 (5x - at Northeastern 11/12/16)
Multi-point games: 15
Point Streak: 6 games
(Jan. 8-23, 2016; 3-7-10)

2016-17 Notes

- Had a two assist game at No. 4 Minnesota Duluth (Oct. 14).
- Scored his first career shorthanded goal in Notre Dame's 3-3 overtime tie with Penn State (Oct. 21).
- Had a goal and two assists in Notre Dame's 5-2 win at Northeastern (Nov. 12).
- Scored the second and third (empty net) goals in Notre Dame's 3-0 win at UMass (Dec. 3).

Evans' Career Stats

Season	GP	G	A	Points	Shots	Shot%	Pen-Min	+/-	PPG	SHG	GWG
2014-15	41	7	10	17	63	.111	11-22	+4	1	0	1
2015-16	37	8	25	33	55	.145	9-29	+15	4	0	1
2016-17	17	5	11	16	38	.132	9-29	+10	0	1	0
TOTAL	95	20	46	66	156	.128	29-80	+29	5	1	2



#19 Mike O'Leary

Fr. | F | Halifax, Nova Scotia
Dubuque Fighting Saints (USHL)

Career Highs

Goals: --
Assists: --
Points: --
Multi-point games: --

2016-17 Notes

- Made his Notre Dame Debut on Oct. 7 versus Arizona State.

O'Leary's Career Stats

Season	GP	G	A	Points	Shots	Shot%	Pen-Min	+/-	PPG	SHG	GWG
2016-17	14	0	0	0	9	.000	4-16	0	0	0	0
TOTAL	14	0	0	0	9	.000	4-16	0	0	0	0



#21 Joe Wegwerth

So. | F | Brewster, New York
Cedar Rapids RoughRiders

Career Highs

Goals: 2 (vs. Penn State 10/22/16)
Assists: 1 (6x - vs. BC 12/10/16)
Points: 2 (vs. Penn State 10/22/16)
Multi-point games: 1
Point Streak: 2 games
(Nov. 28 - Dec. 4, 2015)

2016-17 Notes

- Posted his first career two-goal game against Penn State (Oct. 22), when he scored a pair of power-play goals.
- Added a power-play goal in Notre Dame's 6-2 win over UConn (Oct. 28).

Wegwerth's Career Stats

Season	GP	G	A	Points	Shots	Shot%	Pen-Min	+/-	PPG	SHG	GWG
2015-16	30	1	3	4	29	.034	9-18	-4	0	0	0
2016-17	16	4	3	7	27	.148	3-6	+2	3	0	0
TOTAL	46	5	6	11	56	.089	12-24	-2	3	0	0



#22 Andrew Peeke

Fr. | D | Parkland, Florida
Green Bay Gamblers (USHL)

Career Highs

Goals: 1 (at Northeastern 11/12/16)
Assists: 1 (vs. UConn 10/28/16)
Points: 2 (at UMass 12/2/16)
Multi-point games: 1
Point Streak: --

2016-17 Notes

- Made his Notre Dame Debut on Oct. 7 versus Arizona State.
- Notched his first career point with an assist in Notre Dame's 6-2 win over UConn (Oct. 28).
- Scored his first career goal in Notre Dame's 5-2 win at Northeastern (Nov. 12).
- Notched a goal and an assist in the third period of Notre Dame's 5-4 loss at UMass (Dec. 2) for his first career multi-point game of his career.

Peeke's Career Stats

Season	GP	G	A	Points	Shots	Shot%	Pen-Min	+/-	PPG	SHG	GWG
2016-17	17	3	3	6	24	.125	4-8	+5	0	0	1
TOTAL	17	3	3	6	24	.125	4-8	+5	0	0	1



#23 Luke Novak


Fr. | F | Waukesha, Wis.
New Jersey Hitmen (USPHL)

Career Highs

Goals: --
Assists: --
Points: --
Multi-point games: --
Point Streak: --

2016-17 Notes

Novak's Career Stats



#24 Luke Ripley

Jr. | D | Kitimat, British Columbia
Powell River Kings (BCHL)

Career Highs

Goals: 1 (3x - vs. Northeastern 3/12/16)
Assists: 1 (12x - at Providence 2/19/16)
Points: 1 (15x - vs. Northeastern 3/12/16)
Multi-point games: n/a
Point Streak: 3 games
(Jan. 31-Feb. 7, 2015; 0-3-3)

2016-17 Notes

Ripley's Career Stats

Season	GP	G	A	Points	Shots	Shot%	Pen-Min	+/-	PPG	SHG	GWG
2014-15	42	2	6	8	32	.062	15-30	+4	0	0	1
2015-16	37	1	6	7	40	.025	18-47	+12	0	0	0
2016-17	15	0	0	0	7	.000	9-18	-5	0	0	0
TOTAL	94	3	12	15	79	.038	42-95	+11	0	0	1



#25 Dylan Malmquist

So. | F | Edina, Minnesota
Edina HS

Career Highs

Goals: 2 (vs. UMD 10/24/15)
Assists: 2 (3x - at Minnesota Duluth 10/15/16)
Points: 3 (3x - at Minnesota Duluth 10/15/16)
Multi-point games: 5
Point Streak: 2 games
(five times)

2016-17 Notes

- Had a five-point opening series versus Arizona State, including a goal and an assist in game one (Oct. 7) and a goal and two assists in game two (Oct. 8).
- Had a goal and two assists to lead the Irish to a 3-1 win at fourth-ranked Minnesota Duluth (Oct. 15).

Malmquist's Career Stats

Season	GP	G	A	Points	Shots	Shot%	Pen-Min	+/-	PPG	SHG	GWG
2015-16	36	11	6	17	59	.186	7-25	+9	2	0	2
2016-17	17	3	9	12	27	.111	6-12	+5	1	0	0
TOTAL	53	14	15	29	86	.163	13-37	+14	3	0	2



#26 Cam Morrison

Fr. | F | Aurora, Ontario
Youngstown Phantoms (USHL)

Career Highs

Goals: 1 (4x - vs. Holy Cross 11/25/16)
Assists: 2 (vs. Arizona State 10/7/16)
Points: 2 (3x - at Northeastern 11/12/16)
Multi-point games: 3
Point Streak: 2 games
(Oct. 28 - Nov. 12, 2016; 2-1-3)

2016-17 Notes

- Posted two assists in his first career game, a 9-2 Notre Dame win over Arizona State (Oct. 7).
- Scored his first career goal and added an assist for a two point game in a 4-3

- Scored a goal in Notre Dame's 6-2 win over UConn (Oct. 28).
- Had the game-winning goal (first of his career) and added an assist in Notre Dame's 5-2 comeback win at Northeastern (Nov. 12).

Morrison's Career Stats

Season	GP	G	A	Points	Shots	Shot%	Pen-Min	+/-	PPG	SHG	GWG
2016-17	17	4	6	10	36	.111	4-8	+3	2	0	1
TOTAL	17	4	6	10	36	.111	4-8	+3	2	0	1



#27 Bobby Nardella

So. | D | Rosemont, Illinois
Tri-City Storm (USHL)

Career Highs

Goals: 2 (vs. Arizona State 10/7/16)
Assists: 2 (4x - at New Hampshire 1/22/16)
Points: 3 (3x - at UMass 12/2/16)
Multi-point games: 7
Point Streak: 6 games
(Jan. 2-23; 2-10-12)

2016-17 Notes

- Opened the season with a career-high two goals in Notre Dame's 9-2 win over Arizona State (Oct. 7).
- Had a goal and two assists in the third period of Notre Dame's 5-4 loss at UMass (Dec. 2).

Nardella's Career Stats

Season	GP	G	A	Points	Shots	Shot%	Pen-Min	+/-	PPG	SHG	GWG
2015-16	35	4	20	24	69	.058	9-18	+9	1	0	1
2016-17	17	4	8	12	49	.082	5-18	+8	2	0	0
TOTAL	52	8	28	36	118	.068	14-36	+17	3	0	1



#28 Jack Jenkins

So. | F | Lake Bluff, Illinois
Fargo Force (USHL)

Career Highs

Goals: 1 (3x - vs. UConn 10/28/16)
Assists: 1 (vs. Western Michigan 1/8/16)
Points: 1 (4x - vs. UConn 10/28/16)
Multi-point games: n/a
Point Streak: 2 games
(Feb. 12-13, 2016; 1-1-2)

2016-17 Notes

- Notched his first goal of the season in Notre Dame's 6-2 win over UConn (Oct. 28).

Jenkins' Career Stats

Season	GP	G	A	Points	Shots	Shot%	Pen-Min	+/-	PPG	SHG	GWG
2015-16	28	2	2	4	28	.071	1-2	-1	0	0	1
2016-17	13	1	1	2	31	.032	0-0	-5	0	0	0
TOTAL	41	3	3	6	59	.051	1-2	-6	0	0	1



#29 Bo Brauer

Jr. | F | Edina, Minnesota
 Naniamo Clippers (BCHL)

Career Highs

Goals: 2 (vs. Arizona State 10/7/16)
 Assists: n/a
 Points: 2 (vs. Arizona State 10/7/16)
 Multi-point games: 1
 Point Steak: n/a

2016-17 Notes

- Scored the first two goals of his career in Notre Dame's season-opening 9-2 win over Arizona State (Oct. 7).

Brauer's Career Stats

Season	GP	G	A	Points	Shots	Shot%	Pen-Min	+/-	PPG	SHG	GWG
2014-15	2	0	0	0	1	.000	1-2	0	0	0	0
2015-16	1	0	0	0	-	-	0-0	0	0	0	0
2016-17	6	2	0	2	5	.400	2-12	+1	1	0	0
TOTAL	9	2	0	2	-	-	3-14	+1	1	0	0



#32 Cale Morris

Fr. | G | Larkspur, Colorado
Waterloo Black Hawks (USHL)

Career Highs

Saves: 7 (vs. Arizona State 10/7/16)

Goals Against: 1

Shutouts: n/a

2016-17 Notes

- Made his first career appearance in Notre Dame's season-opening 9-2 win over Arizona State (Oct. 7) when he played the third period.

Morris' Career Stats

Goalie	GP-GS	Minutes	GA	GAAvg	Saves	Save%	W	L	T	Sho	PPG	SHG
2016-17	1-0	19:43	1	3.04	7	.875	0	0	0	0.0	0	0
TOTAL	1-0	19:43	1	3.04	7	.875	0	0	0	0.0	0	0

Cale Morris 2016-17 Game-by-Game

Date	Opponent	Score	Minutes	GA	GAAvg	Saves	Save%	W	L	T	PP	SH	EN	PN	SO
Oct 07, 2016	ARIZONA STATE	9-2	19:43	1	3.04	7	.875	0	0	0	0	0	0	0	0
Totals			19:43	1	3.04	7	.875	0	0	0	0	0	0	0	0



#33 Chad Katunar

Sr. | G | Victoria, British Columbia
Penticton Veeps (BCHL)

Career Highs

Saves:

- 35 (vs. Union 11/28/14)

Assists: n/a

Goals Against: 5 (at UMass 12/5/14)

Shutouts: n/a

2016-17 Notes

- Along with Andy Ryan, one of the team's two representatives on the Student-Athlete Advisory Committee.
- Made his season debut by playing the final 6:08 of Notre Dame's 4-1 loss to eighth-ranked Harvard (Nov. 27), turning aside all three shots he faced.

Katunar's Career Stats

Goalie	GP-GS	Minutes	GA	GAAvg	Saves	Save%	W	L	T	Sho	PPG	SHG
2013-14	5-3	178:03	7	2.36	52	.881	2	1	0	0.0	2	0
2014-15	15-11	737:08	37	3.01	329	.899	5	3	2	0.0	8	2
2015-16	2-0	13:37	0	0.00	4	1.000	0	0	0	0.0	0	0
TOTAL	22-14	928:48	44	2.84	385	.897	7	4	2	0.0	10	2



#40 Cal Petersen

Jr. | G | Waterloo, Iowa
Waterloo Black Hawks (USHL)

Career Highs

Saves:

- 87 (L, 4-3 in 5 OT vs. UMass 3/6/15)*
- 55 (W, 3-1 vs. BC 2/28/15)
- 49 (T, 1-1 at Denver 1/1/16)
- 44 (W, 3-2 at BU 2/21/15)

* - *NCAA Record*

Assists: n/a

Goals Against: 6

- at UMass Lowell (3/15/15)
- vs. Northeastern (3/12/16)

Shutouts: 7

1. vs. Niagara 10/25/14 (23 saves)
2. at UMass 12/6/14 (14 saves)
3. vs. Providence College 2/13/15 (38 saves)
4. vs. UMass 3/8/15 (23 saves)
5. vs. Boston University 2/27/16 (39 saves)
6. vs. Northeastern 11/13/16 (16 saves in two-period game)
7. at UMass 12/3/16 (22 saves)

2016-17 Notes

- Stopped 27 of the 28 shots he faced in Notre Dame's 3-1 win at fourth-ranked Minnesota Duluth (Oct. 15).
- Made 29 saves in Notre Dame's 3-3 overtime tie with Penn State (Oct. 21).
- Stopped all 16 shots he faced in Notre Dame's two period tie with Northeastern (Nov. 13) to record his sixth career shutout.
- Made a then season-high 31 saves against UMass Lowell (Nov. 17).
- Stopped all 22 shots he faced to post his second shutout of the season and the

seventh of his career in Notre Dame's 3-0 win at UMass (Dec. 3).

Cal Petersen 2016-17 Game-by-Game

Date	Opponent	Score	Minutes	GA	GAAvg	Saves	Save%	W	L	T	PP	SH	EN	PN	SO
Oct 07, 2016	ARIZONA STATE	9-2	39:41	1	1.51	10	.909	1	0	0	0	0	0	0	0
Oct 08, 2016	ARIZONA STATE	4-2	59:34	2	1.81	23	.917	2	0	0	1	0	0	0	0
Oct 14, 2016	at Minnesota Duluth	3-4	58:26	4	2.66	28	.897	2	1	0	1	0	0	0	0
Oct 15, 2016	at Minnesota Duluth	3-1	59:25	1	2.21	27	.917	3	1	0	0	0	0	0	0
Oct 21, 2016	PENN STATE	3-3	64:39	3	2.34	29	.914	3	1	1	1	0	0	0	0
Oct 22, 2016	PENN STATE	2-3	61:17	3	2.45	30	.913	3	2	1	0	0	0	0	0
Oct 27, 2016	UCONN	2-4	59:21	3	2.53	21	.908	3	3	1	1	0	0	0	0
Oct 28, 2016	UCONN	6-2	60:00	2	2.47	30	.912	4	3	1	1	0	0	0	0
Nov 12, 2016	at Northeastern	5-2	60:00	2	2.41	23	.913	5	3	1	2	0	0	0	0
Nov 13, 2016	at Northeastern	0-0	39:52	0	2.24	16	.919	5	3	2	0	0	0	0	0
Nov 17, 2016	UMASS LOWELL	1-4	59:50	3	2.31	31	.918	5	4	2	0	0	0	0	0
Nov 18, 2016	UMASS LOWELL	4-1	60:00	1	2.20	21	.920	6	4	2	0	0	0	0	0
Nov 25, 2016	HOLY CROSS	5-3	59:49	3	2.26	17	.916	7	4	2	1	0	0	0	0
Nov 26, 2016	CLARKSON	0-2	59:23	2	2.25	25	.917	7	5	2	0	0	0	0	0
Dec 2, 2016	at Massachusetts	4-5	59:28	5	2.44	19	.909	7	6	2	3	0	0	0	0
Dec 3, 2016	at Massachusetts	3-0	59:56	0	2.28	22	.914	8	6	2	0	0	0	0	0
Dec 10, 2016	BOSTON COLLEGE	3-2	60:00	2	2.26	15	.913	9	6	2	2	0	0	0	0
Totals			980:41	37	2.26	387	.913	9	6	2	13	0	0	0	0

Petersen's Career Stats

Goalie	GP-GS	Minutes	GA	GAAvg	Saves	Save%	W	L	T	Sho	PPG	SHG
2014-15	33-31	1891:36	79	2.51	892	.919	13	16	3	4.0	19	2
2015-16	37-37	2231:52	82	2.20	1049	.927	19	11	7	1.0	22	0
2016-17	17-17	980:41	37	2.26	387	.913	9	6	2	2.0	13	0
TOTAL	87-85	5104:09	198	2.33	2328	.922	41	33	12	7.0	54	2

Notre Dame's Career Goaltending Records

Goals-Against Average

1. Jordan Pearce (2005-09)	1.98
2. Steven Summerhays (2010-14)	2.19
3. David Brown (2003-07)	2.32
4. Cal Petersen (2014-)	2.33
5. Mike Johnson (2009-13)	2.62
6. Morgan Cey (2001-05)	2.79

Save Percentage

1. Cal Petersen (2014-)	.922
2. Jordan Pearce (2005-09)	.918
3. David Brown (2003-07)	.916
4. Steven Summerhays (2010-14)	.914
5. Morgan Cey (2001-05)	.912
6. Mike Johnson (2009-13)	.901

Saves

1. Lance Madson (1986-90)	3,519
2. Morgan Cey (2001-05)	3,146
3. Matt Eisler (1994-98)	2,892
4. Dick Tomasoni (1968-72)	2,756

Minutes Played

5. Lee Moher (1974-78)	2,730
6. David Brown (2003-07)	2,662
7. Dave Laurion (1978-82)	2,600
8. Bob McNamara (1979-83)	2,577
9. Mark Kronholm (1970-74)	2,566
10. Greg Louder (1990-94)	2,494
-- Cal Petersen (2014-)	2,328

Minutes Played

1. Lance Madson (1986-90)	6,900:19
2. Morgan Cey (2001-05)	6,465:04
3. David Brown (2003-07)	6,326:14
4. Matt Eisler (1994-98)	6,276:30
5. Steven Summerhays (2010-14)	5,910:45
6. Greg Louder (1990-94)	5,521:56
7. Jordan Pearce (2005-09)	5,506:02
8. Dave Laurion (1978-82)	5,485:00
9. Mike Johnson (2009-13)	5,390:42
10. Dick Tomasoni (1968-72)	5,240:00
-- Cal Petersen (2014-)	5,104:09

Shutouts

1. Steven Summerhays (2010-14)	13
2. David Brown (2003-07)	12
2. Jordan Pearce (2005-09)	12
4. Cal Petersen (2014-)	7
5. Morgan Cey (2001-05)	6
6. Mark Kronholm (1970-74)	4

Notre Dame's Single-Season Goaltending Records

Goals-Against Average

1. David Brown (2006-07)	1.58
2. Jordan Pearce (2008-09)	1.68
3. Steven Summerhays (2012-13)	2.01
Steven Summerhays (2013-14)	2.01
5. Jordan Pearce (2007-08)	2.04
6. Cal Petersen (2015-16)	2.20
7. David Brown (2003-04)	2.32

Save Percentage

1. Jordan Pearce (2008-09)	.9312
2. David Brown (2006-07)	.9305
3. Cal Petersen (2015-16)	.927
4. David Brown (2003-04)	.925
5. Morgan Cey (2003-04)	.924

Saves

1. Lance Madson (1988-89)	1,288
2. Mark Kronholm (1973-74)	1,113
3. Morgan Cey (2002-03)	1,054
4. Cal Petersen (2015-16)	1,049
5. Mark Kronholm (1972-73)	980
6. Lance Madson (1989-90)	968
7. Greg Louder (1990-91)	935
8. Morgan Cey (2001-02)	927
9. Jordan Pearce (2007-08)	925
10. Steven Summerhays (2013-14)	912

Percent of Team Minutes Played

1. Cal Petersen (2015-16)	98.6%
2. Greg Louder (1990-91)	98.3%
3. Morgan Cey (2002-03)	97.9%
4. Jordan Pearce (2008-09)	96.2%

Minutes Played

1. Jordan Pearce (2007-08)	2,558
2. David Brown (2006-07)	2,390
3. Jordan Pearce (2008-09)	2,326
4. Steven Summerhays (2013-14)	2,234
5. Cal Petersen (2015-16)	2,231
6. Lance Madson (1988-89)	2,213
7. Forrest Karr (1998-99)	2,161
8. Morgan Cey (2002-03)	2,136
9. Mike Johnson (2010-11)	2,087
10. Steven Summerhays (2012-13)	2,086