



22

#17/17 Duke (16-5, 4-4) at #14/12 Notre Dame (17-5, 6-3)

Monday, January 30, 2017 // 7 p.m. ET // ESPN

Notre Dame, Ind. // Purcell Pavilion at the Joyce Center (9,149)

2016-17 SCHEDULE

BASKETBALL HALL OF FAME TIP-OFF
(CAMERON INDOOR STADIUM - DURHAM, N.C.)

N11 [1/-] MARIST (ACCN EXTRA) W, 94-49
N12 [1/-] GRAND CANYON (RSN) W, 96-61

State Farm Champions Classic
(Madison Square Garden - New York, N.Y.)

N15 [1/7] vs. Kansas (ESPN) L, 75-77

Basketball Hall of Fame Tip-Off
(Mohegan Sun Arena - Uncasville, Conn.)

N19 [1/-] vs. Penn State (ACCN Extra) W, 78-68
N20 [1/21] vs. Rhode Island (ESPN) W, 75-65

N23 [6/-] WILLIAM & MARY (ESPNU) W, 88-67
N26 [6/-] APPALACHIAN STATE (RSN) W, 93-58

ACC/BIG TEN CHALLENGE

N29 [5/-] MICHIGAN STATE (ESPN) W, 78-69

D3 [5/-] MAINE (ESPN2) W, 94-55

Jimmy V Classic
(Madison Square Garden - New York, N.Y.)

D6 [5/21] vs. Florida (ESPN) W, 84-74

D10 [5/-] vs. UNLV^ (ESPN) W, 94-55

D19 [5/-] TENNESSEE STATE (ESPN2) W, 65-55

D21 [5/-] vs. Elon+ (ESPN2) W, 72-61

D31 [5/-] at Virginia Tech (ESPN2) L, 75-89

J4 [8/-] GEORGIA TECH (ESPN2) W, 110-57

J7 [8/-] BOSTON COLLEGE (RSN) W, 93-82

J10 [7/9] at Florida State (ACCN) L, 72-88

J14 [7/14] at Louisville (ESPN) L, 69-78

J21 [18/-] MIAMI (ESPN) W, 70-58

J23 [17/-] NC STATE (ESPN) L, 82-84

J28 [17/-] at Wake Forest (ACCN) W, 85-83

J30 [17/14] at Notre Dame (ESPN) 7 p.m. ET

F4 [-/-] PITTSBURGH (CBS) 1 P.M. ET

F9 [-/-] NORTH CAROLINA (ESPN/ACCN) 8 P.M. ET

F11 [-/-] CLEMSON (ACCN) 1 P.M. ET

F15 [-/-] at Virginia (ESPN2) 9 p.m. ET

F18 [-/-] WAKE FOREST (ACCN) 1 P.M. ET

F22 [-/-] at Syracuse (ESPN) 7 p.m. ET

F25 [-/-] at Miami (CBS) 4 p.m. ET

F28 [-/-] FLORIDA STATE (ESPN2) 7 P.M. ET

M4 [-/-] at North Carolina (ESPN) 8 p.m. ET

ACC Tournament

(Barclays Center - Brooklyn, N.Y.)

M7-11 [-/-] vs. TBD (ESPN/ESPN2/ESPNU/ACCN) TBD

[] - denotes Duke/opponent AP ranking at time of game

^ - T-Mobile Arena (Las Vegas, Nev.)

+ - Greensboro Coliseum (Greensboro, N.C.)

DUKE INFORMATION

Duke



Blue Devils

Record 16-5 (4-4 ACC)
Rankings (AP/Coaches) 17/17
Last Game W, 85-83 at Wake Forest (1/28/17)

Head Coach Mike Krzyzewski (Army, '69)
Career Record 1,059-326/42nd Season
Duke Record 986-267/37th Season

OPPONENT INFORMATION

Notre Dame



Fighting Irish

Record 17-5 (6-3 ACC)
Rankings (AP/Coaches) 14/12
Last Game L, 60-62 at Georgia Tech (1/28/17)

Head Coach Mike Brey (George Washington, '82)
Career Record 472-234/22nd Season
Notre Dame Record 373-182/17th Season

BROADCAST INFORMATION

ESPN

Play-by-Play: Rece Davis
Analyst: Dan Dakich
Reporter: Allison Williams

WatchESPN Link <http://es.pn/2jwsFie>
Blue Devil IMG Sports Network

Play-by-Play: Bob Harris
Analyst: John Roth

ESPN Radio

Play-by-Play: Marc Kestecher
Analyst: Bob Valvano

Sirius/XM 81/81

DUKE BLUE DEVIL AVERAGES

No.	Name (Ht., Wt., Yr.)	Pos.	PPG	RPG	APG	Notables
0	Jayson Tatum (6-8, 205, Fr.)	F	15.8	6.4	1.9	2nd-leading freshman scorer in ACC
1	Harry Giles (6-10, 240, Fr.)	F	5.5	5.0	0.4	Averaging 16.5 points per 40 minutes played
2	Chase Jeter (6-10, 230, So.)	F/C	2.6	2.7	0.4	6 boards at FSU were most since season opener (8)
3	Grayson Allen (6-5, 202, Jr.)	G	15.3	4.5	3.9	Duke is 21-6 when he leads team in scoring
5	Luke Kennard (6-6, 202, So.)	G	20.4	5.4	2.6	Has ACC-best streak of 24 straight games w/ a 3FG
12	Javin DeLaurier (6-10, 220, Fr.)	F	1.7	2.3	0.1	Six of his eight field goals this season are dunks
13	Matt Jones (6-5, 204, Sr.)	G	8.3	3.0	2.2	Duke is 20-4 when he makes 3+ three-pointers
15	Frank Jackson (6-3, 205, Fr.)	G	10.8	2.4	1.8	Has a .543 effective shooting percentage (KenPom)
20	Marques Bolden (6-11, 245, Fr.)	C	2.2	1.5	0.1	Season-high 8 points off the bench vs. Miami
21	Amile Jefferson (6-9, 224, Gr.)	F	12.2	9.5	1.9	ACC's second-leading active rebounder (832)
30	Antonio Vrankovic (7-0, 261, So.)	C	3.4	3.3	0.6	Has seen action in nine games
34	Sean Obi (6-9, 255, Jr.)	F	-	-	-	Transferred to Duke prior to 2014-15 season
41	Jack White (6-7, 215, Fr.)	F	2.3	1.4	0.1	Has seen action in nine games
45	Nick Pagliuca (6-3, 195, Sr.)	G	0.0	0.0	0.5	Has seen action in 28 career games
50	Justin Robinson (6-8, 194, R-Fr.)	F	0.3	0.3	0.0	Has played in four games
53	Brennan Besser (6-5, 188, So.)	G	0.0	0.0	0.0	Has seen action in two career games

THE OPENING TIP

• Duke will look for its second consecutive win when it takes on Notre Dame Monday night at the Joyce Center.

• Duke has utilized eight different starting lineups this season. Eight of Duke's top 11 players have missed time this season due to injury.

• Led by **Luke Kennard** (20.4), Duke is one of three major-conference teams with three players averaging at least 15.0 points (also Arizona State and UCLA).

• Kennard and **Jayson Tatum** score a combined 36.2 points per game, making them the second-highest scoring duo in the ACC. At a combined 35.7 points per game, Kennard and **Grayson Allen** rank third among ACC scoring duos.

• Kennard is on pace to play 1,073 minutes just in the regular season. Despite the heavy workload, he ranks second in the ACC in scoring and leads ACC guards with a .544 field goal percentage.

• Tatum is the second-leading freshman scorer in the ACC with an average of 15.8 per night. His average is on pace to rank sixth among freshmen in Duke history.

• Duke's best perimeter defender, **Matt Jones** also ranks third in the ACC in steals (1.8) and accounts for nearly a third of Duke's steals on the season.

• Duke is 9-1 this season and 34-3 in his career when **Amile Jefferson** has a team-high in rebounds.

• Duke is averaging 17.6 points off of turnovers per game and is 13-0 when it has less turnovers than its opponent.

DUKE 2016-17 WINS VS. LOSSES

Category	Wins	Losses
Points per game	85.6	74.6
Opponent points per game	62.9	83.2
Field goal pct.	.491	.448
Opponent field goal pct.	.396	.515
3FG percentage	.374	.333
Opponent 3FG pct.	.292	.354
Free throw pct.	.747	.693
Rebounds per game	39.6	34.0
Rebound margin	+7.4	-1.2
Assists per game	14.9	10.8
Turnovers per game	11.2	14.4
Turnover margin	+3.8	-2.8
Steals per game	7.4	4.4
Blocks per game	4.5	4.2

DUKE IN THE NCAA (THROUGH JAN. 28)

Category	Rank (Avg.)
Winning percentage	38th (.762)
Scoring offense	20th (83.0)
Scoring defense	72nd (67.8)
Scoring margin	15th (15.2)
Field goal percentage	30th (48.1)
Field goal percentage defense	124th (42.5)
Three-point field goals per game	116th (8.1)
Three-point field goal percentage	105th (36.6)
Three-point field goal pct. defense	20th (30.5)
Free throw percentage	70th (73.4)
Rebound margin	48th (+5.3)
Assists per game	153rd (13.9)
Assist-to-turnover ratio	99th (1.16)
Blocks per game	71st (4.4)
Steals per game	121st (6.7)
Turnovers per game	59th (12.0)
Turnover margin	59th (2.2)
Personal fouls per game	126th (18.4)
Offensive rebounds per game	138th (11.1)
Defensive rebounds per game	60th (27.1)
Total rebounds per game	76th (38.3)

STATISTICAL COMPARISON

Duke	Category	Notre Dame
83.0	Points per Game	79.0
67.8	Opponent Points per Game	67.4
.481	Field Goal Percentage	.466
.425	Opponent Field Goal Percentage	.412
.366	Three-Point Field Goal Percentage	.402
.305	Opponent Three-Point Field Goal Percentage	.333
8.1	Three-Point Field Goals per Game	9.5
5.4	Opponent Three-Point Field Goals per Game	7.4
.734	Free Throw Percentage	.815
+5.3	Rebound Margin	+0.4
13.9	Assists per Game	17.0
12.0	Turnovers per Game	10.0
4.4	Blocks per Game	3.8
6.7	Steals per Game	7.4
18.4	Fouls per Game	15.0

DUKE VS. NOTRE DAME - LAST 10 GAMES | ALL-TIME SERIES: DUKE LEADS, 20-7

Date	Location	Result	Duke's Leading Scorer
2/6/93	Notre Dame, Ind.	W, 67-50	Thomas Hill, 17
1/26/94	Durham, N.C.	W, 74-72	Grant Hill, 21
1/24/95	Notre Dame, Ind.	W, 87-74	Cherokee Parks, 29
11/26/98	Anchorage, Alaska	W, 111-82	William Avery, 22
3/16/02	Greenville, S.C.	W, 84-77	Ewing/Williams, 18
1/4/14	Notre Dame, Ind.	L, 77-79	Rodney Hood, 27
1/28/15	Notre Dame, Ind.	L, 73-77	Jahlil Okafor, 22
2/7/15	Durham, N.C.	W, 90-60	Jahlil Okafor, 20
3/13/15	Greensboro, N.C.	L, 64-74	Jahlil Okafor, 28
1/16/16	Durham, N.C.	L, 91-95	Luke Kennard, 30

DUKE RECORD BY STARTING LINEUP

Jackson, Allen, Kennard, Jones, Jefferson	5-0 (1.000)
Jones, Allen, Kennard, Jefferson, Jeter	4-1 (.800)
Allen, Kennard, Tatum, Jefferson, Giles	3-0 (1.000)
Allen, Kennard, Jones, Tatum, Jefferson	3-0 (1.000)
Allen, Jones, Kennard, Tatum, Giles	0-2 (.000)
Jones, Kennard, Tatum, Jefferson, Jeter	1-0 (1.000)
Jackson, Kennard, Jones, Tatum, Jefferson	0-1 (.000)
Jackson, Jones, Tatum, Jefferson, Bolden	0-1 (.000)

DUKE SPECIALTY STATS COMPARISON

Opponent	Paint	Off TO	2nd Chance	Fast Break	Bench
Marist	38/22	12/7	19/6	6/12	35/22
Grand Canyon	40/38	22/16	12/6	13/4	28/15
vs. Kansas	30/48	13/16	2/18	0/12	11/17
vs. Penn State	36/38	20/11	6/7	2/16	19/5
vs. Rhode Island	38/36	7/10	14/8	2/8	0/13
William & Mary	30/32	19/13	11/6	2/7	16/19
Appalachian State	42/18	24/10	16/11	4/2	14/19
Michigan State	38/38	19/11	16/2	2/4	4/22
Maine	44/18	9/5	18/8	4/0	22/13
vs. Florida	36/40	17/12	14/9	8/10	22/13
vs. UNLV	50/16	22/9	13/6	6/0	30/10
Tennessee State	18/32	14/15	13/3	5/0	5/5
vs. Elon	28/30	24/6	8/6	6/2	8/18
at Virginia Tech	44/44	13/11	7/11	10/15	4/25
Georgia Tech	44/30	26/13	16/9	6/4	36/6
Boston College	38/48	29/15	1/14	6/4	27/15
at Florida State	28/56	12/22	7/19	4/13	4/21
at Louisville	26/36	7/13	5/13	6/6	3/16
Miami	34/28	31/12	6/10	4/4	31/0
NC State	40/38	14/14	12/10	12/9	41/18
at Wake Forest	16/26	16/18	10/8	2/5	17/11
at Notre Dame					
Pittsburgh					
North Carolina					
Clemson					
at Virginia					
Wake Forest					
at Syracuse					
at Miami					
Florida State					
at North Carolina					
TOTALS	738/712	370/259	226/190	110/137	377/303
AVERAGES	35.1/33.9	17.6/12.3	10.8/9.0	5.2/6.5	18.0/14.4

112TH SEASON OF BASKETBALL

- The 2016-17 campaign marks the 112th season of Duke basketball. The Blue Devils have compiled a 2,103-869 all-time record to rank fourth all-time in victories.
- Only Kentucky (2,222), Kansas (2,205) and North Carolina (2,192) have more all-time wins than Duke (through Jan. 28).
- Duke's all-time .708 winning percentage is also the fourth-best in NCAA history, behind only Kentucky (.764), North Carolina (.737) and Kansas (.723).

COACH 1K

- Mike Krzyzewski owns a 1,059-326 (.765) record over 41-plus seasons as a head coach, including a 986-267 (.787) mark at Duke (36-plus seasons).
- Coach K became the first men's coach in Division I college basketball to record 1,000 career victories with a 77-68 win over St. John's on Jan. 25, 2015 at Madison Square Garden.
- Krzyzewski has also won a record 449 ACC games (regular season and tournament), having passed Dean Smith (422) on Feb. 4, 2015.
- Coach K owns 986 of Duke's 2,103 all-time wins, translating to 46.9 percent of the wins in the history of Duke men's basketball.
- Duke has won at least 20 games in 20 consecutive seasons, making Coach K the third coach in Division I men's history to do so.

MILESTONES ON THE HORIZON

- Duke head coach Mike Krzyzewski already holds the NCAA record for wins at one school with 986 in his tenure at Duke.
- Coach K, the only men's coach in Division I history to win 1,000 games overall, needs just 14 victories to get to 1,000 at Duke.
- Coach K also has 499 wins at Cameron Indoor Stadium, placing him one shy of 500 victories at Duke's legendary home venue.

Coaching Victories at One School

Rk	Coach, School	Wins
1.	Mike Krzyzewski, Duke	986
2.	Jim Boeheim, Syracuse	897
3.	Dean Smith, North Carolina	879
4.	Adolph Rupp, Kentucky	876
5.	Jim Phelan, Mount St. Mary's	830

through Jan. 28

SUSTAINED SUCCESS

- Duke has won 20 or more games 51 times in its 111-plus years of basketball. Including its 25-10 mark last season, Duke has won at least 20 games for 20 consecutive seasons.
- The Blue Devils have recorded 30 or more wins 14 times under Coach K, the most by a coach in NCAA history.
- Duke is one of eight programs nationally to win at least 25 games in each of the last four seasons along with Arizona, Gonzaga, Kansas, Michigan State, Stephen F. Austin, VCU and Wichita State.

A LEADER IN OFFENSIVE EFFICIENCY

- Duke ranks 14th nationally in adjusted offensive efficiency (points scored per 100 possessions) at a rate of 118.6.
- The Blue Devils are the only team to finish in the nation's top 10 in adjusted offensive efficiency in each of the last eight years.

Adjusted Offensive Efficiency since 2008-09

Year	AdjO	National Rank
2008-09	116.0	8th
2009-10	120.0	1st
2010-11	117.7	5th
2011-12	114.5	10th
2012-13	116.7	5th
2013-14	123.5	2nd
2014-15	121.6	3rd
2015-16	119.3	7th
2016-17	118.6	14th

through Jan. 28

CONVERTING AT THE LINE

- Duke has made a total of 372 free throws (17.7 per game) on the season, which ranks 47th nationally.
- The Blue Devils average 18.4 fouls per game and have outscored teams by a total of 122 points (5.8 per game) from the free throw line.

HIGH-LEVEL BALL SECURITY

- Duke has turned the ball over via an opponent steal on just 6.4 percent of its possessions this season, the 12th-best rate in the country.
- Duke's 6.4 percent offensive steal rating is also third-best among major conference teams.
- The Blue Devils rank 48th nationally in overall turnover percentage, giving the ball away on just 16.7 percent of their possessions.

Offensive Steal Percentage - Major Conferences, 2016-17

Rk	Team	O STL %
1.	Iowa State	6.1
2.	Michigan	6.3
3.	Duke	6.4
4.	Kentucky	6.4
5.	Mississippi State	6.6
6.	West Virginia	6.7
7.	Arizona	6.8
8.	California	6.8
9.	Butler	7.0
10.	Florida State	7.0

through Jan. 28

CASHING IN OFF TURNOVERS

- Duke is forcing teams into an average of 14.1 turnovers per game this season and converting them into an average of 17.6 points.
- The Blue Devils have an average margin of +5.3 points per game off of turnovers.
- Duke is 13-0 this season when it turns the ball over less than its opponent.

SHARING THE BALL

- In seven games since moving Grayson Allen into the primary point guard role, Duke is averaging 15.0 assists with a 1.09 assist-to-turnover ratio.
- Prior to that switch, Duke was averaging 13.4 assists with a 1.21 assist-to-turnover ratio.
- Duke is 7-2 this season and 23-8 in his career when Allen leads the team in assists.

DUKE SEASON & CAREER TOTALS

	2016-17	Career
Double-Figure Scoring Games		
Grayson Allen	15 (12-3)	54 (42-12)
Amile Jefferson	13 (12-1)	41 (34-7)
Luke Kennard	20 (15-5)	41 (30-11)
Matt Jones	12 (9-3)	39 (32-7)
Jayson Tatum	12 (8-4)	12 (8-4)
Frank Jackson	11 (10-1)	11 (10-1)
Harry Giles	2 (2-0)	2 (2-0)
Chase Jeter	1 (1-0)	1 (1-0)
20+ Point Games		
Grayson Allen	5 (4-1)	25 (20-5)
Luke Kennard	11 (7-4)	18 (11-7)
Jayson Tatum	3 (2-1)	3 (2-1)
Amile Jefferson	2 (2-0)	2 (2-0)
Matt Jones	0 (0-0)	2 (2-0)
Frank Jackson	1 (1-0)	1 (1-0)
30+ Point Games		
Grayson Allen	1 (1-0)	5 (5-0)
Luke Kennard	3 (2-1)	4 (2-2)
10+ Rebound Games		
Amile Jefferson	9 (8-1)	26 (23-3)
Grayson Allen	1 (1-0)	3 (3-0)
Harry Giles	1 (1-0)	1 (1-0)
Luke Kennard	0 (0-0)	1 (0-1)
Antonio Vrankovic	1 (1-0)	1 (1-0)
15+ Rebound Games		
Amile Jefferson	4 (4-0)	6 (5-1)
Double-Doubles		
Amile Jefferson	6 (6-0)	14 (12-2)
Grayson Allen	2 (2-0)	4 (4-0)
Harry Giles	1 (1-0)	1 (1-0)
Luke Kennard	0 (0-0)	1 (0-1)
20-10 Games		
Grayson Allen	0 (0-0)	2 (2-0)
15-15 Games		
Amile Jefferson	3 (3-0)	4 (3-1)
10+ Assist Games		
Grayson Allen	1 (1-0)	1 (1-0)
3+ Steal Games		
Matt Jones	7 (7-0)	15 (13-2)
Grayson Allen	2 (2-0)	8 (7-1)
Luke Kennard	1 (1-0)	4 (4-0)
Amile Jefferson	1 (1-0)	3 (3-0)
Jayson Tatum	2 (2-0)	2 (2-0)
Frank Jackson	1 (1-0)	1 (1-0)
Chase Jeter	1 (1-0)	1 (1-0)
3+ Three-Point FG Games		
Matt Jones	6 (4-3)	24 (20-4)
Grayson Allen	6 (6-0)	23 (17-6)
Luke Kennard	8 (7-1)	16 (12-4)
Frank Jackson	3 (3-0)	3 (3-0)
Jayson Tatum	1 (0-1)	1 (0-1)
Scoring Leaders		
Grayson Allen	5 (4-1)	27 (21-6)
Luke Kennard	10 (6-4)	14 (8-6)
Frank Jackson	3 (3-0)	3 (3-0)
Matt Jones	0 (0-0)	3 (2-1)
Jayson Tatum	3 (3-0)	3 (3-0)
Amile Jefferson	0 (0-0)	2 (1-1)
Rebounding Leaders		
Amile Jefferson	10 (9-1)	37 (34-3)
Grayson Allen	3 (2-1)	6 (5-1)
Luke Kennard	2 (1-1)	4 (1-3)
Jayson Tatum	3 (2-1)	3 (2-1)
Harry Giles	1 (1-0)	1 (1-0)
Frank Jackson	1 (0-1)	1 (0-1)
Chase Jeter	1 (0-1)	1 (0-1)
Antonio Vrankovic	1 (1-0)	1 (1-0)
Assists Leaders		
Grayson Allen	9 (7-2)	31 (23-8)
Matt Jones	4 (4-0)	10 (8-2)
Amile Jefferson	4 (3-1)	9 (8-1)
Luke Kennard	5 (2-3)	9 (3-6)
Frank Jackson	2 (2-0)	2 (2-0)
Jayson Tatum	2 (2-0)	2 (2-0)
Chase Jeter	0 (0-0)	1 (1-0)

Record in such games in ()

STREAKS

Overall	Won 1
Unranked teams anywhere	Won 1
Ranked teams anywhere	Lost 2
Home	Lost 1
Home ACC	Lost 1
Home non-conference	Won 132
Home unranked non-conference	Won 124
Home ranked teams	Lost 1
Home unranked teams	Lost 1
Road	Won 1
Road ACC	Won 1
Road ranked teams	Lost 3
Road unranked teams	Won 1
Neutral	Won 5
Neutral ranked teams	Won 2
Neutral unranked teams	Won 5

Consecutive Made Free Throws (active streak)

Grayson Allen	8
Frank Jackson	2
Sean Obi	2
Jack White	2
Javin DeLaurier	1
Matt Jones	1
Luke Kennard	1
Jayson Tatum	1

Consecutive Games with a Three-Point Field Goal

Luke Kennard	24
Matt Jones	7
Jayson Tatum	3
Grayson Allen	2
Frank Jackson	2
Jack White	1

Games Played	2016-17	Career
Amile Jefferson	19 (16-3)	134 (112-22)
Matt Jones	21 (16-5)	127 (101-26)
Grayson Allen	19 (15-4)	90 (72-18)
Luke Kennard	21 (16-5)	57 (41-16)
Chase Jeter	16 (12-4)	48 (34-14)
Nick Pagliuca	4 (4-0)	28 (27-1)
Frank Jackson	20 (15-5)	20 (15-5)
Antonio Vrankovic	9 (9-0)	14 (14-0)
Marques Bolden	13 (9-4)	13 (9-4)
Jayson Tatum	13 (9-4)	13 (9-4)
Javin DeLaurier	10 (7-3)	10 (7-3)
Sean Obi	0 (0-0)	10 (7-3)
Harry Giles	10 (6-4)	10 (6-4)
Jack White	9 (8-1)	9 (8-1)
Justin Robinson	4 (4-0)	4 (4-0)
Brennan Besser	1 (1-0)	2 (2-0)

Starts

	Consecutive	Career
Amile Jefferson	28 (24-4)	87 (73-14)
Matt Jones	2 (1-1)	71 (54-17)
Grayson Allen	1 (1-0)	53 (39-14)
Luke Kennard	1 (1-0)	31 (21-10)
Jayson Tatum	10 (6-4)	11 (7-4)
Frank Jackson	0	7 (5-2)
Chase Jeter	0	6 (5-1)
Harry Giles	0	5 (3-2)
Marques Bolden	0	1 (0-1)

Record in such games in ()

NOTHING EASY OUTSIDE THE ARC

• Duke's perimeter defense has been stifling in 2016-17, holding teams to a .305 mark from three-point range that ranks 20th nationally and eighth among major-conference teams.

• The Blue Devils are allowing opponents to make an average of only 5.4 three-pointers per game.
• Duke has outscored teams by 173 points (512-339), an average of 8.2 points per game, from three-point territory.

3FG Percentage Defense, Major Conference Teams - 2016-17

Rk	Team	Opp. 3FG%
1.	South Carolina	25.4
2.	Louisville	28.2
3.	Arizona	29.7
4.	Texas	30.0
5.	Villanova	30.2
6.	Northwestern	30.3
7.	Baylor	30.5
8.	Duke	30.5
9.	Oregon	30.6
10.	Kentucky	30.7

through Jan. 28

READY TO PLAY FROM THE JUMP

• Duke has held a lead at the half in 14 games this season, outscoring opponents by an average of 7.6 points (843-684) in the opening period.

• The Blue Devils have held seven teams to less than 30 opening-half points.

LETHAL SCORING DUOS

• Duke's lineup features two of the top three scoring duos in the ACC this season, as **Luke Kennard** (20.4) combines with **Jayson Tatum** (15.8) for 36.2 points per game and with **Grayson Allen** (15.3) for 35.7 points per contest.

• Duke is currently one of three major-conference teams with three players averaging at least 15.0 points per game (also Arizona State and UCLA).

• Kennard and Tatum have teamed up to shoot .500 from the floor, .418 from outside the arc and .840 from the free throw line.

• Kennard and Allen have combined to shoot .476 from the field, .394 from long range and .821 from the stripe.

ACC Scoring Duos, 2016-17

1.	Jamel Artis/Michael Young (Pittsburgh)	41.4
2.	Luke Kennard/Jayson Tatum (Duke)	36.2
3.	Luke Kennard/Grayson Allen (Duke)	35.7
4.	Dennis Smith, Jr./Terry Henderson (NC State)	34.0
5.	Justin Jackson/Joel Berry II (North Carolina)	33.5

through Jan. 28

WINS THIS DECADE

• Duke has the fourth-best winning percentage (.813) in the NCAA since the start of the 2009-10 season.

• Duke has won 226 games this decade, tied for the third-most in the NCAA in that timeframe.

Winning Pct. Since the Start of the 2009-10 Season - NCAA

Rk	Team	Wins	Losses	PCT
1.	Kansas	235	45	.839
2.	Gonzaga	226	45	.834
3.	Kentucky	234	51	.821
4.	Duke	226	52	.813
5.	Wichita State	220	53	.806
6.	Arizona	206	63	.766
7.	Louisville	209	65	.763
8.	San Diego State	205	64	.762
9.	Stephen F. Austin	188	61	.755
10.	Ohio State	206	69	.749

through Jan. 28

Wins Since the Start of the 2009-10 Season - NCAA

Rk	Team	Wins
1.	Kansas	235
2.	Kentucky	234
3.	Duke	226
	Gonzaga	226
5.	Wichita State	220
6.	Louisville	209
7.	North Carolina	207
8.	Arizona	206
	Ohio State	206
10.	San Diego State	205

through Jan. 28

AP POLL MAINSTAY

• Duke's streak of 167 consecutive weeks ranked in the AP poll came to an end on Feb. 1, 2016.

• Duke's most recent streak was the second-longest stretch in program history and the fifth-longest consecutive weeks-ranked streak in NCAA history.

• After reentering the AP poll at No. 20 on Feb. 15, 2016, the Blue Devils have been ranked in 384 of the last 387 AP polls.

Consecutive Weeks in AP Top 25 Rankings - All-Time

1.	UCLA	221 (1966-80)
2.	Duke	200 (1996-07)
3.	North Carolina	172 (1999-00)
4.	North Carolina	171 (1972-82)
5.	Duke	167 (2007-16)
6.	Marquette	166 (1969-79)
7.	Kentucky	164 (1990-99)
8.	Kansas	154 (2008-present)
9.	Kansas	145 (1991-99)
10.	Duke	143 (1986-95)

as of Jan. 23, 2017

ACC DOMINANCE

- Duke has won 261 league games and eight regular season ACC championships since 1997.
- The Blue Devils have also been outstanding in ACC Tournament play with 10 tournament crowns in the past 20 seasons.

ACC Composite Regular Season Standings - 1997-Present

Team	W	L	Pct.
Duke	261	75	.777
North Carolina	228	109	.677
Louisville	29	15	.659
Notre Dame	37	26	.587
Syracuse	37	26	.587
Virginia	165	171	.491
Miami	99	107	.481
Pittsburgh	29	33	.468
Florida State	151	186	.448
Wake Forest	146	191	.433
NC State	144	192	.429
Clemson	138	198	.411
Virginia Tech	83	125	.399
Georgia Tech	124	213	.368
Boston College	70	122	.365

through Jan. 28

ACC Tournament Records - 1997-Present

Team	W	L	Pct.
Duke	40	10	.800
North Carolina	32	15	.681
Notre Dame	4	2	.667
NC State	26	20	.565
Miami	12	11	.522
Pittsburgh	3	3	.500
Florida State	15	19	.441
Boston College	8	11	.421
Virginia Tech	8	12	.400
Georgia Tech	11	20	.355
Virginia	10	19	.345
Wake Forest	8	19	.296
Clemson	6	20	.231
Syracuse	0	2	.000
Louisville	0	1	.000

through Jan. 28

CAMERON INDOOR STADIUM

- Duke has posted an 857-158 (.844) record at Cameron Indoor Stadium, including a 499-63 (.888) mark under Coach K.
- The Blue Devils have 18 undefeated home seasons, including 11 under Coach K.
- Duke has won 263 of its past 266 non-conference games at home.

HOME COURT ADVANTAGE

Duke is 120-8 (.938) at Cameron Indoor Stadium this decade (since the 2009-10 season), the third-best home winning percentage in the NCAA over that stretch.

NCAA • Home Winning Percentages • Since 2009-10

School	W-L	Pct.
1. Kansas	121-3	.976
2. Kentucky	129-6	.956
3. Duke	120-8	.938
4. Wichita State	119-10	.922
5. Gonzaga	110-10	.917
6. Stephen F. Austin	106-10	.914
7. Arizona	118-12	.908
8. San Diego State	112-14	.889
9. VCU	109-14	.886
10. Notre Dame	123-17	.879

through Jan. 28

NON-CON HOME WIN STREAK

- Duke has won an NCAA-best 132 consecutive non-conference home games. Duke's last home loss against a non-conference foe was an 83-82 decision against St. John's on Feb. 26, 2000.
- Duke has also won 124 straight games at Cameron against unranked non-conference opponents (also dating back to the 83-82 loss to St. John's on Feb. 26, 2000).

NCAA • Non-Conference Home Win Streaks

Rk	Team	No	Next Game
1.	Duke	132	Next season
2.	Baylor	42	Next season
3.	Arizona	40	Next season
4.	Butler	35	Next season
5.	Villanova	29	1/29 vs. Virginia

through Jan. 28

DUKE ON THE ROAD

- Duke is 487-204 (.705) outside of Cameron Indoor Stadium under Coach K, including a 306-104 (.746) mark since the 1996-97 season.
- The Blue Devils are 252-74 (.773) in neutral settings and 235-130 (.644) in road games under Krzyzewski.
- In ACC regular season play, Duke is 169-108 (.610) away from home under Coach K. The Blue Devils are 113-55 (.673) in ACC road games since the 1996-97 season.
- Mike Krzyzewski has won an ACC-record 169 conference road games. Coach K has also won 15 road games against AP top-five teams, the most in the history of the AP poll.

AP Top-Five Road Wins, All-Time

Coach	Schools	Wins
1. Mike Krzyzewski	Duke	15
2. Dean Smith	North Carolina	14
3. Gary Williams	Maryland	8
4. Jim Boeheim	Syracuse	6
Rick Barnes	PC/Clemson/Texas	6
Digger Phelps	Notre Dame	6

through Jan. 28

DUKE VS. RANKED OPPONENTS

- Duke is 210-141 (.598) vs. ranked teams under Coach K with a 129-68 (.655) mark since the 1996-97 season.
- Duke is 71-43 (.623) against ranked ACC teams and 58-25 (.699) vs. ranked non-league foes since the 1996-97 season.
- Duke has won 45 of its past 70 games when both teams have been ranked in the top 10. The Blue Devils are 77-55 (.583) overall under Coach K when both teams are ranked in the top 10.
- Duke is 27-14 under Coach K when both teams are ranked in the top five.

DUKE VS. UNRANKED OPPONENTS

- Under Mike Krzyzewski, Duke is 777-126 (.860) vs. unranked competition, including a 482-58 (.893) record since the 1996-97 season.
- Duke is 229-41 (.848) vs. unranked ACC teams and 253-17 (.937) vs. unranked non-conference opponents since the 1996-97 season.
- Since 1996-97, the Blue Devils are 253-19 (.930) at home vs. unranked foes and 229-39 (.854) on the road or at neutral sites.

THREE-POINT STREAK

- Duke has connected on at least one three-pointer in 968 consecutive games, the fourth-longest streak in the nation.

Consecutive Games with a 3PT FG

Rk	Team	Games
1.	UNLV	993
2.	Kentucky	983
	Vanderbilt	983
4. Duke	968	
5.	Western Kentucky	923

through Jan. 28

SELLOUT STREAK

- Duke has sold out 417 consecutive games at Cameron Indoor Stadium. The last time Duke did not have a sellout at home was on Nov. 16, 1990, against Boston College.
- The Blue Devils continue to be one of the nation's most popular draws, playing in front of sellout crowds in 466 of their past 578 games.

MCDONALD'S ALL-AMERICANS

- With 2016 McDonald's All-Americans Marques Bolden, Frank Jackson and Jayson Tatum arriving on campus, Duke will have eight McDonald's All-Americans on its roster in 2016-17.
- Duke has now had seven or more McDonald's All-America selections on its roster 12 times under head coach Mike Krzyzewski, including five of the last 10 years.
- Duke's eight active McDonald's All-Americans leads the nation heading into the 2016-17 season.

Duke Rosters with 7+ McDonald's All-America Selections

Year	No	NCAA	ACC	Record
1988-89	7	Final Four	Finals	28-8
1989-90	7	Runner-up	QF	29-9
1997-98	8	Elite Eight	Finals	32-4
1998-99	7	Runner-up	Champion	37-2
2000-01	7	Champion	Champion	35-4
2002-03	7	Sweet 16	Champion	26-7
2003-04	7	Final Four	Finals	31-6
2007-08	8	2nd Round	Semifinals	28-6
2008-09	7	Sweet 16	Champion	30-7
2014-15	9	Champion	Semifinals	35-4
2015-16	7	Sweet 16	QF	25-11
2016-17	8	-	-	-

Active McDonald's All-Americans, 2016-17 Season

School	All-Americans
1. Duke	8
2. North Carolina	6
3. Kentucky	5
4. Kansas	4
UCLA	4

INTERNATIONAL EXPERIENCE

- Duke has a total of seven players on its 2016-17 roster who have international basketball experience, including six who have played in the USA Basketball system.
- Harry Giles and Jayson Tatum have both won three gold medals representing the U.S. in international competition, while Chase Jeter and Luke Kennard have one gold medal apiece.
- Marques Bolden and Frank Jackson made their USA Basketball debuts in 2016, helping the U.S. win the 2016 Nike Hoop Summit.
- Jack White has represented Australia at three international competitions since 2013.

GOING OUT WITH GOLD

- Mike Krzyzewski finished his tenure as U.S. National Team head coach with a flourish on Aug. 21, 2016, as the USA defeated Serbia for the gold medal at the Rio Olympics.
- With the win, Coach K became first coach - man or woman - to lead a country to three Olympic basketball gold medals (and did so consecutively).
- Coach K was 24-0 in the Olympics as head coach of the U.S. National Team. He was part of five Olympic gold medal-winning coaching staffs for the U.S., helping his country compile a 40-0 record in those tournaments.
- Krzyzewski concluded his tenure as U.S. National Team head coach with an 88-1 record, finishing it off with a National Team-record 76-game winning streak intact. He led the team to six gold medals and one bronze.

RACKING UP MAJOR TITLES

- Duke head coach Mike Krzyzewski has won five NCAA titles, three Olympic gold medals and two FIBA World Cup/World Championship crowns for a total of 10 major championships.
- Coach K's 10 titles tie him for the second-most major championships all-time (NBA titles, NCAA titles, Olympic gold medals, FIBA World Cup titles).

Total Major Championships, Head Coaches

Rk	Coach	Titles
1.	Phil Jackson	11 (all NBA)
2.	Mike Krzyzewski	10 (5 NCAA, 3 OLY, 2 WC)
	John Wooden	10 (all NCAA)
4.	Red Auerbach	9 (all NBA)
5.	John Kundla	5 (all NBA)
	Gregg Popovich	5 (all NBA)
	Pat Riley	5 (all NBA)

RECENT RECRUITING SUCCESS

- Duke, Arizona, Kansas and Kentucky are the only programs nationally to post top-10 classes in ESPN's recruiting class rankings in each of the last three seasons.
- The Blue Devils' 2014 and 2015 classes were both ranked No. 1 nationally by ESPN.
- Since 2009, Duke has signed 20 ESPN top 25 recruits and 27 ESPN top 100 recruits, totals that both rank second nationally.

WELCOME TO THE BROTHERHOOD

- Duke signed three student-athletes to National Letters of Intent during the 2016 early signing period: Wendell Carter Jr., Alex O'Connell and Gary Trent Jr.
- The trio stands at No. 3 on the ESPN RecruitingNation Class Rankings.
- Carter is rated as the No. 3 prospect in the class by ESPN and owns a pair of gold medals with USA Basketball.
- O'Connell is ranked as the No. 88 prospect in the class by ESPN. His father, David, played at Duke from 1973-76.
- Trent is rated as the No. 8 player in the class by ESPN and also owns two gold medals with USA Basketball. He was named MVP of the 2015 FIBA Americas U16 Championship.

TOP-10 PICKS OVER LAST FIVE YEARS

- Duke has produced six top-10 picks in the NBA Draft since 2011, the second-most nationally over that time frame.
- In 2016, Brandon Ingram (2nd overall) joined Kyrie Irving (1st in 2011), Austin Rivers (10th in 2012), Jahliil Okafor (3rd in 2015), Jabari Parker (2nd in 2014) and Justise Winslow (10th in 2015) on that list.

Most Top-10 NBA Draft Picks since 2011

1. Kentucky	8
2. Duke	6
3. Kansas	4
4. Arizona	3
Indiana	3

FINANCIAL SUCCESS IN NBA

- Mike Krzyzewski's Duke players who went on to play in the NBA have collectively earned more than \$1.2 billion in NBA salaries.
- Of those 50 players, 37 have posted multi-million dollar NBA earnings, while 10 have cracked the \$50 million mark and four have earned more than \$100 million.

FORMER CAPTAINS ON STAFF

- Duke's 2016-17 coaching staff once again features three former team captains in Jeff Capel (associate head coach), Nate James (assistant coach) and Jon Scheyer (assistant coach).
- Head coach Mike Krzyzewski has had three former Duke captains on his staff every year since 1996-97, a period in which the Blue Devils have won three NCAA championships, 10 ACC Tournament titles and eight regular season ACC crowns.

A GLOBAL BRAND

- In early August, Colin Cowherd listed Duke as the only college basketball program he considers to be a global sports brand.
- Cowherd listed what he considers a total of eight global sports brands:

CBB - Duke
CFB - Notre Dame
MLB - New York Yankees
NBA - Boston Celtics, Los Angeles Lakers
NFL - Dallas Cowboys, Green Bay Packers, Pittsburgh Steelers

CHAMPIONS CLASSIC VIEWERSHIP

- The Duke-Kansas game at the 2016 Champions Classic in New York earned a live audience of 2,444,000 viewers (TV and streaming).
- The contest is the most-viewed game in college basketball so far this season.
- The Duke-Kansas game was also ESPN's most-streamed college basketball game ever, earning 83,000 viewers per minute.
- Duke has averaged 2.8 million viewers in its Champions Classic games, the best average among the four programs in the event.

NO. 1 IN PRESEASON AP POLL

- For the eighth time in program history, Duke was ranked No. 1 in the preseason AP poll. The Blue Devils' eight preseason No. 1 rankings are the second-most in poll history.
- Duke has been ranked No. 1 in the AP poll a total of 129 weeks, the second-most in NCAA history.
- Under Coach K, Duke has played more games as the nation's top-ranked team (222) than it has as an unranked team (145).
- Coach K has a record of 193-29 (.869) in the top spot of the AP poll, marking the second-most games and wins in that position.

ATOP THE PRESEASON COACHES POLL

- Duke was ranked No. 1 in the preseason USA Today Coaches Poll on Oct. 20, marking the sixth time in program history the Blue Devils have earned the coaches' top spot in the preseason.
- Duke garnered 27 of the 32 first-place votes in the preseason rankings.

ACC/BIG CHALLENGE SUCCESS

- Duke moved to 16-2 (.889) all-time in the ACC/Big Ten Challenge with its win over Michigan State on Nov. 29, marking both the most wins and best winning percentage of any team in the event.
- The Blue Devils are 8-0 in Challenge games at Cameron Indoor Stadium.
- Duke is in the midst of a five-game Challenge winning streak.

KB PATCHES


- The Blue Devils are wearing KB patches on its jerseys this season to honor former Duke University president Dr. Keith Brodie, who passed away on Dec. 2, 2016.
- Brodie was Duke's president from 1985-93, a period during which Mike Krzyzewski led the Blue Devils to two national titles.
- Coach K called Brodie "the best man (he) ever met at Duke."

CAREER RECORDS WATCH

Points		
Rk	Player, Years	PTS
44.	Gerald Henderson, 2007-09	1,262
45.	Bernie Janicki, 1952-54	1,247
46.	Grayson Allen, 2015-present	1,222
47.	Greg Paulus, 2006-09	1,193
48.	Tommy Amaker, 1984-87	1,168

Rebounds		
Rk	Player, Years	REB
14.	Art Heyman, 1961-63	865
15.	Mark Alarie, 1983-86	833
16.	Amile Jefferson, 2013-present	832
17.	Carroll Youngkin, 1959-61	829
18.	Bob Fleischer, 1973-75	817
19.	Jeff Mullins, 1962-64	776

Offensive Rebounds		
Rk	Player, Years	OREB
4.	Shane Battier, 1998-01	338
5.	Mason Plumlee, 2010-13	328
6.	Amile Jefferson, 2013-present	324
7.	Brian Zoubek, 2007-10	276
8.	Antonio Lang, 1991-94	273



JAYSON TATUM

#0

F • 6-8 • 205 • FR-HS
ST. LOUIS, MO. (CHAMINADE COLLEGE PREP)

CAREER HIGHS

Points	22 (2x)	last vs. Boston College	1/7/17
Rebounds	9 (2x)	last vs. NC State	1/23/17
Assists	4	vs. Georgia Tech	1/4/17
Steals	4 (2x)	last vs. Boston College	1/7/17
Blocks	4	vs. Elon	12/21/16
FG Made	8	vs. Georgia Tech	1/5/17
3FG Made	3	vs. Florida State	1/10/17
FT Made	9	vs. Boston College	1/7/17
Minutes	38 (2x)	last vs. Florida State	1/10/17

MISCELLANEOUS

	2016-17	Career
Double-figure points	12	12
20-pt games	3	3
3 or more 3pt FG	1	1
5 or more assists	0	0
2 or more steals	6	6
Dunks	5	5
Three-point plays	4	4

GAME-BY-GAME

Opponent	FG	3FG	FT	O-D-T	PF	Pts	A	TO	B	S	MIN
Marist	-	-	-	-	-	-	-	-	-	-	-
Grand Canyon	-	-	-	-	-	-	-	-	-	-	-
vs. [7] Kansas	-	-	-	-	-	-	-	-	-	-	-
vs. Penn State	-	-	-	-	-	-	-	-	-	-	-
vs. [21] Rhode Island	-	-	-	-	-	-	-	-	-	-	-
William & Mary	-	-	-	-	-	-	-	-	-	-	-
Appalachian State	-	-	-	-	-	-	-	-	-	-	-
Michigan State	-	-	-	-	-	-	-	-	-	-	-
Maine	2-8	1-2	5-6	1-7-8	0	10	0	1	1	0	20*
vs. [21] Florida	7-12	0-0	8-8	0-8-8	3	22	2	2	1	2	29
vs. UNLV	5-11	1-3	2-2	0-5-5	2	13	3	1	2	2	24
Tennessee State	4-11	2-6	4-5	3-6-9	4	14	3	4	2	2	29*
vs. Elon	7-22	0-4	4-4	3-5-8	1	18	3	2	4	2	37*
at Virginia Tech	6-14	2-5	4-6	3-4-7	3	18	2	3	1	1	38*
Georgia Tech	8-15	1-7	2-3	2-4-6	3	19	4	2	2	4	28*
Boston College	6-9	1-2	9-10	1-5-6	4	22	3	5	2	4	30*
at [9] Florida State	7-17	3-6	4-5	0-4-4	2	21	0	4	0	1	38*
at [14] Louisville	3-11	0-1	5-6	0-5-5	4	11	0	3	0	1	31*
Miami	4-9	1-4	5-6	0-3-3	5	14	1	3	1	0	25*
NC State	7-14	1-4	1-2	1-8-9	3	16	3	2	2	1	31*
at Wake Forest	2-6	1-3	3-4	1-4-5	5	8	1	3	1	1	21*
at Notre Dame											
Pittsburgh											
North Carolina											
Clemson											
at Virginia											
Wake Forest											
at Syracuse											
at Miami											
Florida State											
at North Carolina											

* Indicates Games Started; [] AP Ranking

HONORS & AWARDS

- Preseason All-ACC second team
- Wooden Award Preseason Top 50
- Naismith Trophy Preseason Watch List
- Julius Erving Award Watch List
- ACC Freshman of the Week (12/12)
- USBWA National Freshman of the Week (12/13)
- Wayman Tisdale Award Midseason Watch List

GATORADE AWARDS SWEEP

- Tatum was named the 2016 Gatorade Male Athlete of the Year in July, becoming the second member of the Duke basketball program to win the award. Former Duke guard Greg Paulus also earned the honor in 2005.
- Tatum was eligible for Male Athlete of the Year honors because he was named the 2016 Gatorade National Boys Basketball Player of the Year. He and Jabari Parker (2012) are the only Duke players to earn that award.

GOLDEN THREE TIMES

- Tatum owns three gold medals as a member of the USA Basketball program: 2015 FIBA U19 World Championship, 2014 FIBA U17 World Championship and 2013 FIBA Americas U16 Championship.
- Most recently, he averaged 13.9 points and 4.6 rebounds to help lead the U.S. to gold at the 2015 FIBA U19 World Championship.

SPARK OFF THE BENCH

- Tatum scored a career-high 22 points against Florida (Dec. 6) off the bench, including an 8-of-8 shooting performance from the free-throw line.

Duke • Points Off the Bench by Freshman, Game


Rk	Player vs. Opponent, Date	PTS
6.	Gordon Carver at Washington & Lee, 2/9/1943	24
	Shavlik Randolph vs. Butler, 1/30/2003	24
	Luke Kennard vs. Utah, 12/19/2015	24
9.	Luke Kennard at Wake Forest, 1/6/2016	23
10.	Robert Roelke at Virginia, 12/16/1942	22
	Bill McCaffrey vs. Harvard, 11/25/1989	22
	Corey Maggette vs. UNC-Greensboro, 12/30/1998	22
	Luol Deng at Georgia Tech, 1/31/2004	22
	Luke Kennard vs. Utah State, 11/29/2015	22
	Jayson Tatum vs. Florida, 12/6/2016	22

Duke • Most Free Throws Made (No Misses) by Freshman, Game

Rk	Player vs. Opponent, Date	FT
4.	Bobby Hurley at Northwestern, 12/2/1989	10
	Tyus Jones at St. John's, 1/25/2015	10
6.	Bill McCaffrey vs. Canisius, 11/29/1989	9
	Tyus Jones vs. Toledo, 12/29/2014	9
	Luke Kennard at Wake Forest, 1/6/2016	9
9.	Jay Bilas at Wake Forest, 2/19/1983	8
	Bobby Hurley vs. Clemson, 1/31/1990	8
	J.J. Redick at Clemson, 1/5/2003	8
	Kyle Singler vs. Marquette, 11/21/2007	8
	Jayson Tatum vs. Florida, 12/6/2016	8

CAREER STATISTICS

SEASON	GP-GS	MIN/AVG	FG-FGA	PCT.	3FG-FGA	PCT.	FT-FTA	PCT.	O-D-T	AVG.	PF-DQ	AS	TO	BS	ST	TP	AVG.
2016-17	13-11	381/29.3	68-159	.428	14-47	.298	56-67	.836	15-68-83	6.4	39-2	25	35	19	21	206	15.8
TOTAL	13-11	381/29.3	68-159	.428	14-47	.298	56-67	.836	15-68-83	6.4	39-2	25	32	19	21	206	15.8



HARRY GILES

#1

F • 6-10 • 240 • FR-HS
WINSTON-SALEM, N.C. (FOREST TRAIL)

HONORS & AWARDS

Wooden Award Preseason Top 50
Naismith Trophy Preseason Watch List

GOLDEN THREE TIMES

- Giles owns three gold medals as a member of the USA Basketball program: 2015 FIBA U19 World Championship, 2014 FIBA U17 World Championship and 2013 FIBA Americas U16 Championship.
- He was named to the 2015 FIBA U19 World Championship All-Tournament Team after averaging a double-double of 14.0 points and 10.6 rebounds to lead the U.S. to the gold medal.
- He has played in 16 games for USA Basketball, making nine starts and averaging 11.8 points and 8.0 rebounds per contest.

CAREER HIGHS

Points	12	vs. Boston College	1/7/17
Rebounds	12	vs. Georgia Tech	1/4/17
Assists	1 (4x)	last vs. Louisville	1/14/17
Steals	1 (2x)	last vs. Louisville	1/14/17
Blocks	2	vs. Louisville	1/14/17
FG Made	5 (2x)	last vs. Boston College	1/7/17
FT Made	2	vs. Boston College	1/7/17
Minutes	24	vs. Boston College	1/7/17

MISCELLANEOUS

	2016-17	Career
Double-figure points	2	2
Double-doubles	1	1
20-pt games	0	0
Dunks	8	8
5 or more rebounds	6	6
2 or more blocks	1	1
Three-point plays	0	0

GAME-BY-GAME

Opponent	FG	3FG	FT	O-D-T	PF	Pts	A	TO	B	S	MIN
Marist	-	-	-	-	-	-	-	-	-	-	-
Grand Canyon	-	-	-	-	-	-	-	-	-	-	-
vs. [7] Kansas	-	-	-	-	-	-	-	-	-	-	-
vs. Penn State	-	-	-	-	-	-	-	-	-	-	-
vs. [21] Rhode Island	-	-	-	-	-	-	-	-	-	-	-
William & Mary	-	-	-	-	-	-	-	-	-	-	-
Appalachian State	-	-	-	-	-	-	-	-	-	-	-
Michigan State	-	-	-	-	-	-	-	-	-	-	-
Maine	-	-	-	-	-	-	-	-	-	-	-
vs. [21] Florida	-	-	-	-	-	-	-	-	-	-	-
vs. UNLV	-	-	-	-	-	-	-	-	-	-	-
Tennessee State	0-1	0-0	0-0	0-0-0	0	0	0	0	0	0	4
vs. Elon	0-2	0-0	1-2	1-1-2	2	1	0	0	0	0	6
at Virginia Tech	2-6	0-0	0-0	4-4-8	3	4	1	0	0	0	13
Georgia Tech	5-12	0-0	0-0	7-5-12	2	10	1	1	0	0	17*
Boston College	5-8	0-0	2-3	1-4-5	5	12	1	1	1	1	24*
at [9] Florida State	2-3	0-0	1-2	0-2-2	3	5	0	2	0	0	10*
at [14] Louisville	3-5	0-0	1-4	3-3-6	3	7	1	1	2	1	19*
Miami	1-2	0-0	0-0	1-2-3	3	2	0	0	0	0	8*
NC State	4-5	0-0	0-2	1-6-7	2	8	0	1	1	0	14
at Wake Forest	3-5	0-0	0-0	3-2-5	4	6	0	1	1	0	18
at Notre Dame											
Pittsburgh											
North Carolina											
Clemson											
at Virginia											
Wake Forest											
at Syracuse											
at Miami											
Florida State											
at North Carolina											

* Indicates Games Started; [] AP Ranking

CAREER STATISTICS

SEASON	GP-GS	MIN/AVG	FG-FGA	PCT.	3FG-FGA	PCT.	FT-FTA	PCT.	O-D-T	AVG.	PF-DQ	AS	TO	BS	ST	TP	AVG.
2016-17	10-5	133/13.3	25-49	.510	0-0	.000	5-13	.385	21-29-50	5.0	27-1	4	7	5	2	55	5.5
TOTAL	10-5	133/13.3	25-49	.510	0-0	.000	5-13	.385	21-29-45	5.0	27-1	4	7	5	2	55	5.5



CHASE JETER

#2

F/C • 6-10 • 230 • SO-1L
LAS VEGAS, NEV. (BISHOP GORMAN)

PRESENCE AROUND THE RIM

• After blocking nine shots in 32 appearances during the 2015-16 season, Jeter has seen a significant increase in his number of blocks during the 2016-17 campaign. In 16 appearances, Jeter has registered 17 blocks. Jeter has already recorded five games with at least two blocks after not posting more than one block in a game last year.

CAREER HIGHS

Points	11	vs. Marist	11/11/16
Rebounds	8	vs. Marist	11/11/16
Assists	2 (2x)	last vs. Rhode Island	11/20/16
Steals	3	vs. Grand Canyon	11/12/16
Blocks	3 (2x)	last vs. Kansas	11/15/16
FG Made	4	vs. Marist	11/11/16
FT Made	5	vs. Kansas	11/15/16
Minutes	26	vs. Kansas	11/15/16

MISCELLANEOUS

	2016-17	Career
Double-figure points	1	1
20-pt games	0	0
Dunks	6	11
5 or more rebounds	2	6
2 or more blocks	5	5
Charges drawn	5	13
Three-point plays	0	4

GAME-BY-GAME

Opponent	FG	3FG	FT	O-D-T	PF	Pts	A	TO	B	S	MIN
Marist	4-4	0-0	3-4	5-3-8	1	11	1	0	2	0	18*
Grand Canyon	0-2	0-0	3-4	1-1-2	4	3	0	2	3	3	22*
vs. [7] Kansas	1-4	0-0	5-10	2-2-4	4	7	0	3	3	0	26*
vs. Penn State	0-0	0-0	1-2	0-0-0	0	1	1	0	0	0	6*
vs. [21] Rhode Island	0-1	0-0	0-0	0-1-1	2	0	2	0	0	0	8
William & Mary	2-3	0-0	2-2	1-2-3	3	6	1	1	1	0	13
Appalachian State	1-3	0-0	0-0	2-2-4	3	2	0	1	0	1	19
Michigan State	2-2	0-0	0-0	1-3-4	2	4	0	0	1	0	21
Maine	2-3	0-0	0-1	1-0-1	2	4	1	5	1	0	24*
vs. [21] Florida	0-0	0-0	0-0	0-0-0	1	0	0	1	0	0	1
vs. UNLV	1-2	0-0	0-1	0-3-3	2	2	0	0	2	0	15*
Tennessee State	0-0	0-0	0-0	0-2-2	1	0	0	1	0	1	10
vs. Elon	0-0	0-0	0-0	1-1-2	0	0	0	0	0	1	7
at Virginia Tech	0-0	0-0	0-0	0-1-1	1	0	0	0	1	0	6
Georgia Tech	-	-	-	-	-	-	-	-	-	-	-
Boston College	-	-	-	-	-	-	-	-	-	-	-
at [9] Florida State	0-2	0-0	1-2	4-2-6	3	1	0	1	2	1	25
at [14] Louisville	0-0	0-0	0-1	0-2-2	2	0	0	2	1	0	17
Miami	-	-	-	-	-	-	-	-	-	-	-
NC State	-	-	-	-	-	-	-	-	-	-	-
at Wake Forest	-	-	-	-	-	-	-	-	-	-	-
at Notre Dame											
Pittsburgh											
North Carolina											
Clemson											
at Virginia											
Wake Forest											
at Syracuse											
at Miami											
Florida State											
at North Carolina											

* Indicates Games Started; [] AP Ranking

CURRENT RANKINGS

	ACC Rank	NCAA Rank
Blocks	1.1	229

CAREER STATISTICS

SEASON	GP-GS	MIN/AVG	FG-FGA	PCT.	3FG-FGA	PCT.	FT-FTA	PCT.	O-D-T	AVG.	PF-DQ	AS	TO	BS	ST	TP	AVG.
2015-16	32-0	254/7.9	21-38	.553	0-0	.000	20-37	.541	25-36-61	1.9	59-2	4	19	9	3	62	1.9
2016-17	16-6	238/14.9	13-26	.500	0-0	.000	15-27	.556	18-25-43	2.7	31-0	6	17	17	7	41	2.6
TOTAL	48-6	492/10.3	34-64	.531	0-0	.000	35-64	.547	43-61-104	2.2	90-2	10	36	26	10	103	2.1



GRAYSON ALLEN

#3

G • 6-5 • 202 • JR-2L
JACKSONVILLE, FLA. (PROVIDENCE SCHOOL)

HONORS & AWARDS

- Preseason AP All-American (leading vote-getter)
- Preseason ACC Player of the Year
- Preseason All-ACC first team
- Wooden Award Preseason Top 50
- Naismith Trophy Preseason Watch List
- Jerry West Award Watch List

DOUBLE-FIGURE EFFICIENCY

- Duke is 42-12 (.778) in Allen's career when he scores in double figures, including a 20-5 (.800) record when he reaches the 20-point mark.
- Over his career, Allen has been lethally efficient when he scores in double figures, shooting 47.7 percent from the field (337-of-706), 41.3 percent from three (136-of-329) and 84.4 percent from the free throw line (303-of-359).

FROM THE CHARITY STRIPE

- Allen's career free throw percentage of 82.9 currently ranks sixth all-time in program history.

CAREER HIGHS

Points	34	vs. UNLV	12/10/16
Rebounds	11	vs. Buffalo	12/5/15
Assists	11	vs. Boston College	1/7/17
Steals	5	vs. Wake Forest	3/1/16
Blocks	2	vs. NC State	3/12/15
FG Made	12	vs. UNLV	12/10/16
3FG Made	7	vs. Georgia Tech	2/2/16
FT Made	15 (2x)	last vs. UNCW	3/17/15
Minutes	44	vs. Notre Dame	3/10/16

MISCELLANEOUS

	2016-17	Career
Double-figure points	15	54
20-pt games	5	25
3 or more 3pt FG	6	23
5 or more assists	5	18
2 or more steals	6	20
Dunks	6	31
Three-point plays	6	25
Four-point plays	1	2

GAME-BY-GAME

Opponent	FG	3FG	FT	O-D-T	PF	Pts	A	TO	B	S	MIN
Marist	3-11	2-5	8-9	1-3-4	1	16	3	2	1	1	22*
Grand Canyon	8-17	4-12	5-7	0-10-10	3	25	4	3	0	3	37*
vs. [7] Kansas	4-15	1-7	3-4	0-3-3	2	12	3	1	0	1	38*
vs. Penn State	4-10	1-6	3-3	0-8-8	0	12	4	3	0	2	35*
vs. [21] Rhode Island	3-11	0-5	4-4	0-5-5	2	10	3	1	0	2	39*
William & Mary	4-11	3-8	6-6	1-4-5	0	17	6	2	0	0	29*
Appalachian State	6-9	4-6	5-5	1-3-4	4	21	2	0	0	0	18*
Michigan State	7-21	5-11	5-7	0-3-3	4	24	4	4	0	2	37*
Maine	-	-	-	-	-	-	-	-	-	-	-
vs. [21] Florida	2-10	1-5	1-2	0-2-2	2	6	8	2	0	1	35*
vs. UNLV	12-16	6-9	4-5	2-2-4	2	34	1	2	0	0	29*
Tennessee State	2-7	1-6	7-11	2-3-5	3	12	2	0	0	0	35*
vs. Elon	1-8	1-6	0-0	0-3-3	3	3	2	0	0	0	21*
at Virginia Tech	-	-	-	-	-	-	-	-	-	-	-
Georgia Tech	3-5	2-4	7-7	1-2-3	0	15	7	1	0	1	27*
Boston College	5-9	2-6	0-2	0-5-5	2	12	11	5	0	3	37*
at [9] Florida State	2-6	0-3	5-7	0-3-3	3	9	5	3	0	0	26*
at [14] Louisville	6-11	2-3	9-12	2-7-9	3	23	3	6	0	0	36*
Miami	2-9	0-3	3-4	0-2-2	1	7	2	2	0	2	28*
NC State	4-13	1-9	4-5	0-1-1	1	13	2	2	0	0	26
at Wake Forest	5-13	5-11	4-4	3-3-6	4	19	3	4	0	1	33*
at Notre Dame											
Pittsburgh											
North Carolina											
Clemson											
at Virginia											
Wake Forest											
at Syracuse											
at Miami											
Florida State											
at North Carolina											

* Indicates Games Started; [] AP Ranking

Duke • Free Throw Percentage, Career

Rk	Player, Years	FT	FTA	PCT
1.	J.J. Redick, 2003-06	662	726	.912
2.	Trajan Langdon, 1995-99	386	448	.862
3.	Jon Scheyer, 2006-2010	608	706	.861
4.	Quinn Cook, 2012-15	267	313	.853
5.	Tom Emma, 1980-83	214	254	.843
6.	Grayson Allen, 2012-pres.	339	409	.829

1,000-POINT CLUB

- With a 10-point effort against No. 21 Rhode Island on Nov. 20, Allen became the 65th-player in Duke history to eclipse the 1,000-point mark. Allen's 1,222 career points currently rank 46th all-time.

Duke • Points, Career

Rk	Player, Years	PTS
42.	Jack Marin, 1964-66	1,275
43.	Chris Duhon, 2001-04	1,268
44.	Gerald Henderson, 2007-09	1,262
45.	Bernie Janicki, 1952-54	1,247
46.	Grayson Allen, 2012-pres.	1,222

DOUBLE-DOUBLES UNDER 6-5

- Allen is one of seven active ACC who stand 6-5 or shorter to register multiple double-doubles this season.

ACC • Double-Doubles (Players 6-5 or Shorter), 2016-17

Rk.	Name, School	Height	No.
1.	Bonzie Colson, Notre Dame	6-5	13
2.	Frank Howard, Syracuse	6-5	3
	Dennis Smith, Jr., NC State	6-3	3
4.	Grayson Allen, Duke	6-5	2
	Bruce Brown, Miami	6-5	2
	Torin Dorn, NC State	6-5	2
	John Gillon, Syracuse	6-0	2

through Jan. 28

CURRENT RANKINGS

	ACC Rank	NCAA Rank	ACC Rank	NCAA Rank		
Points	15.3	14	Assists	3.94	-	174
FT PCT	79.8	-	A:TO	1.74	-	73
3-PT FG	2.16	-				
		228				

CAREER STATISTICS

SEASON	GP-GS	MIN/AVG	FG-FGA	PCT.	3FG-FGA	PCT.	FT-FTA	PCT.	O-D-T	AVG.	PF-DQ	AS	TO	BS	ST	TP	AVG.
2014-15	35-0	322/9.2	45-106	.425	18-52	.346	45-53	.849	9-26-35	1.0	42-2	14	15	5	10	153	4.4
2015-16	36-35	1317/36.6	239-513	.466	90-216	.417	211-252	.837	24-141-165	4.6	98-4	127	72	5	47	779	21.6
2016-17	19-18	588/30.9	83-212	.392	41-125	.328	83-104	.798	13-72-85	4.5	40-0	75	43	1	19	290	15.3
TOTAL	90-53	2227/24.7	367-831	.442	149-393	.379	339-409	.829	46-239-285	3.2	180-6	216	130	11	76	1222	13.6



LUKE KENNARD

#5

G • 6-6 • 202 • SO-1L
FRANKLIN, OHIO (FRANKLIN)

HONORS & AWARDS

- Hall of Fame Tip Off All-Tournament Team
- Wooden Award Midseason Top 25
- Oscar Robertson Trophy Midseason Watch List

RIISING TO THE OCCASION

Kennard has been impressive when competing against nationally ranked opponents during his time in Durham, shooting 52.1 percent (67-of-127) from the field, including 26-of-59 (.441) from beyond the arc, and averaging 16.6 ppg. in 13 matchups with top-25 teams (23.0 ppg. this season). In addition to efficient scoring, Kennard is also averaging 3.5 rebounds and 2.1 assists in each of those games. Kennard has also connected on 34-of-39 (.872) free-throw attempts in games against ranked competition.

FIRST TO PERFECT

Kennard set a Duke single-game three-point percentage record with his 6-of-6 performance from outside the arc at Wake Forest, becoming the first Duke player ever to make 5+ three-pointers without a miss.

- He was 5-of-5 from deep in his 30-point second half, knocking down the game-winning triple with 6.6 seconds left.
- He finished the game with 34 points on 11-of-14 shooting to go along with four assists.

INCREASED WORKLOAD NO PROBLEM

Kennard ranks fourth in the ACC with an average of 34.6 minutes per game. He has played 30+ minutes in 16 of 21 games this season.

- Despite that increased workload, Kennard ranks in the ACC's top five in scoring (2nd), field goal percentage (2nd), three-point percentage (1st), three-pointers per game (4th) and free throw percentage (5th).
- He is the only ACC player this season to rank in the top five in each of those categories.
- Kennard is on pace to play 1,073 minutes just in the regular season in 2016-17.

EFFICIENCY & OUTPUT

Kennard is averaging 20.4 points and is shooting .544 from the field, both of which rank in the top five in the ACC.

- Kennard is the only player in the ACC to rank both among the conference's top-five scorers and own one of the five-best field goal percentages this season.

ACC • Top 10 FG Percentage & Top 5 Points Per Game, 2016-17

Player, School	FG Pct. (Rk.)	Avg. (Rk.)
Luke Kennard, Duke	.544 (2nd)	20.4 (2nd)
Jamel Artis, Pittsburgh	.505 (7th)	21.1 (1st)

through Jan. 28

CAREER HIGHS

Points	35	vs. Maine	12/3/16
Rebounds	11	vs. Oregon	3/24/16
Assists	6 (2x)	vs. William & Mary	11/23/16
Steals	3 (3x)	last vs. UNLV	12/12/16
Blocks	1 (12x)	last vs. Boston College	1/7/17
FG Made	11 (3x)	last vs. Virginia Tech	12/31/16
3FG Made	6 (2x)	last at Wake Forest	1/28/17
FT Made	12	vs. Utah	12/19/15
Minutes	40 (4x)	last vs. Florida State	1/10/17

MISCELLANEOUS

	2016-17	Career
Double-figure points	20	41
20-pt games	11	18
3 or more 3pt FG	8	16
5 or more assists	3	3
2 or more steals	6	15
Charges drawn	2	6
Three-point plays	10	14
Dunks	2	5

GAME-BY-GAME

Opponent	FG	3FG	FT	O-D-T	PF	Pts	A	TO	B	S	MIN
Marist	7-14	2-5	0-0	1-8-9	3	16	2	0	0	0	29*
Grand Canyon	5-7	2-3	2-4	0-5-5	2	14	6	4	0	2	36*
vs. [7] Kansas	7-10	2-4	6-6	0-5-5	3	22	5	3	1	0	35*
vs. Penn State	5-16	3-8	2-2	1-3-4	1	15	3	2	0	1	40*
vs. [21] Rhode Island	8-11	4-5	4-4	2-5-7	4	24	2	1	0	0	40*
William & Mary	5-13	1-5	0-0	4-4-8	3	11	6	2	0	2	35*
Appalachian State	4-15	1-8	9-10	2-7-9	0	18	3	0	1	0	30*
Michigan State	8-18	1-7	3-5	1-5-6	0	20	0	2	1	1	40*
Maine	11-16	4-9	9-9	0-8-8	1	35	2	0	1	2	34*
vs. [21] Florida	11-16	5-7	2-2	1-0-1	3	29	3	3	0	2	38*
vs. UNLV	6-12	2-5	2-2	1-4-5	0	16	4	0	0	3	34*
Tennessee State	7-10	3-5	7-8	0-3-3	2	24	1	4	0	0	39*
vs. Elon	7-17	2-4	5-6	2-5-7	3	21	0	0	1	1	36*
at Virginia Tech	11-19	3-6	9-11	3-4-7	2	34	1	2	0	1	38*
Georgia Tech	6-7	4-5	0-0	1-4-5	1	16	1	1	0	0	26*
Boston College	2-6	1-2	4-5	1-3-4	3	9	1	0	1	1	28*
at [9] Florida State	8-15	2-6	5-6	2-1-3	1	23	2	2	0	1	40*
at [14] Louisville	6-10	1-3	4-4	0-4-4	2	17	3	3	0	0	39*
Miami	3-8	1-3	4-4	1-4-5	3	11	1	1	1	0	29*
NC State	5-9	2-5	8-10	1-4-5	5	20	4	2	0	2	27
at Wake Forest	11-14	6-6	6-10	0-4-4	2	34	4	3	0	0	33*
at Notre Dame											
Pittsburgh											
North Carolina											
Clemson											
at Virginia											
Wake Forest											
at Syracuse											
at Miami											
Florida State											
at North Carolina											

* Indicates Games Started; [] AP Ranking

CURRENT RANKINGS

	ACC Rank	NCAA Rank		ACC Rank	NCAA Rank		
Points	20.4	2	30	3-PT FG	2.48	4	112
FG PCT	54.4	2	54	3-PT PCT	46.8	1	-
FT PCT	84.3	5	82	Minutes	34.6	4	84

CAREER STATISTICS

SEASON	GP-GS	MIN/AVG	FG-FGA	PCT.	3FG-FGA	PCT.	FT-FTA	PCT.	O-D-T	AVG.	PF-DQ	AS	TO	BS	ST	TP	AVG.
2015-16	36-11	961/26.7	141-335	.421	55-172	.320	88-99	.889	35-94-129	3.6	69-1	54	28	6	34	425	11.8
2016-17	21-20	726/34.6	143-263	.544	52-111	.468	91-108	.843	24-90-114	5.4	44-1	54	35	7	19	429	20.4
TOTAL	57-31	1687/29.6	284-598	.475	107-283	.378	179-207	.865	59-184-243	4.3	113-2	108	63	13	53	854	15.0

- Kennard is one of only five players in the NCAA this season averaging at least 20.0 points while also shooting over 50.0 percent from the field, 40.0 percent from three-point range and 80.0 percent from the free-throw line.

NCAA • 20.0 ppg., 50% FG, 40% 3FG, 80% FT, 2016-17

Player, School	PPG.	FG%	3FG%	FT%
Mike Daum, South Dakota State	23.5	53.6	45.1	84.6
Malik Monk, Kentucky	22.4	50.5	41.5	84.6
Peyton Aldridge, Davidson	21.2	51.1	43.7	84.3
Evan Bradds, Belmont	20.9	61.7	57.1	80.7
Luke Kennard, Duke	20.4	54.4	46.8	84.3

through Jan. 28

FROM BEYOND THE ARC

- Kennard is shooting an efficient 46.8 percent (52-of-111) from beyond the arc this season, which leads the ACC.

- Kennard currently has the longest active streak of games with a three-pointer in the ACC at 24 contests.

ACC • Three-Point Field Goal Percentage, 2016-17

Rk	Player, School	3FG	3FGA	PCT
1.	Luke Kennard, Duke	52	111	.468
1.	Jamel Artis, Pittsburgh	54	123	.439
3.	Matt Farrell, Notre Dame	46	106	.434
4.	London Perrantes, Virginia	39	91	.429
5.	Joel Berry II, North Carolina	50	119	.420

through Jan. 28

20-POINT EFFICIENCY


- Kennard is averaging 26.0 points (286 total) and is shooting .606 (94-of-155) from the field when scoring at least 20 points.

- Kennard's 11 20+ point games this year give him 18 in 57 career games (31.6 percent).

KENNARD IN THE GARDEN

- Kennard has played some of his best basketball at "The World's Most Famous Arena," especially over his last three games in Madison Square Garden.

Opponent, Date	FG	3FG	Reb.	A	Pts
Utah, 12/19/2015	5-9	2-5	8	0	24
[7] Kansas, 11/15/2016	7-10	2-4	5	5	22
[21] Florida, 12/6/2016	11-16	5-7	1	3	29
Totals	23-35 (.657)	9-16 (.563)	14 (4.7)	8 (2.7)	75 (25.0)



JAVIN DELAURIER

#12

F • 6-10 • 220 • FR-HS
SHIPMAN, VA. (SAINT ANNE'S-BELFIELD)

CAREER HIGHS

Points	6	vs. Marist	11/11/16
Rebounds	8	vs. Marist	11/11/16
Assists	1	vs. Grand Canyon	11/12/16
Steals	2	vs. Maine	12/3/16
Blocks	2	vs. Appalachian State	11/26/16
FG Made	3	vs. Marist	11/11/16
FT Made	1	vs. Maine	12/3/2016
Minutes	17 (2x)	last vs. Maine	12/3/16

MISCELLANEOUS

	2016-17	Career
Double-figure points	0	0
Double-doubles	0	0
20-pt games	0	0
5 or more rebounds	3	3
2 or more blocks	1	1
Three-point plays	0	0
Dunks	6	6

GAME-BY-GAME

Opponent	FG	3FG	FT	O-D-T	PF	Pts	A	TO	B	S	MIN
Marist	3-3	0-0	0-2	1-7-8	4	6	0	1	1	0	17
Grand Canyon	1-1	0-0	0-0	1-0-1	2	2	1	0	0	0	6
vs. [7] Kansas	0-0	0-0	0-0	0-0-0	0	0	0	0	0	0	1
vs. Penn State	0-0	0-0	0-0	0-0-0	2	0	0	0	0	0	3
vs. [21] Rhode Island	-	-	-	-	-	-	-	-	-	-	-
William & Mary	1-1	0-0	0-0	1-1-2	3	2	0	3	0	1	9
Appalachian State	1-3	0-1	0-0	2-3-5	3	2	0	2	2	0	15
Michigan State	-	-	-	-	-	-	-	-	-	-	-
Maine	1-1	0-0	1-2	3-2-5	1	3	0	1	0	2	17
vs. [21] Florida	-	-	-	-	-	-	-	-	-	-	-
vs. UNLV	1-1	0-0	0-0	0-2-2	2	2	0	0	0	0	8
Tennessee State	-	-	-	-	-	-	-	-	-	-	-
vs. Elon	-	-	-	-	-	-	-	-	-	-	-
at Virginia Tech	-	-	-	-	-	-	-	-	-	-	-
Georgia Tech	-	-	-	-	-	-	-	-	-	-	-
Boston College	-	-	-	-	-	-	-	-	-	-	-
at [9] Florida State	-	-	-	-	-	-	-	-	-	-	-
at [14] Louisville	0-0	0-0	0-0	0-0-0	2	0	0	1	1	0	7
Miami	-	-	-	-	-	-	-	-	-	-	-
NC State	0-0	0-0	0-0	0-0-0	1	0	0	0	0	0	0+
at Wake Forest	-	-	-	-	-	-	-	-	-	-	-
at Notre Dame	-	-	-	-	-	-	-	-	-	-	-
Pittsburgh	-	-	-	-	-	-	-	-	-	-	-
North Carolina	-	-	-	-	-	-	-	-	-	-	-
Clemson	-	-	-	-	-	-	-	-	-	-	-
at Virginia	-	-	-	-	-	-	-	-	-	-	-
Wake Forest	-	-	-	-	-	-	-	-	-	-	-
at Syracuse	-	-	-	-	-	-	-	-	-	-	-
at Miami	-	-	-	-	-	-	-	-	-	-	-
Florida State	-	-	-	-	-	-	-	-	-	-	-
at North Carolina	-	-	-	-	-	-	-	-	-	-	-

* Indicates Games Started; [] AP Ranking

CAREER STATISTICS

SEASON	GP-GS	MIN/AVG	FG-FGA	PCT.	3FG-FGA	PCT.	FT-FTA	PCT.	O-D-T	AVG.	PF-DQ	AS	TO	BS	ST	TP	AVG.
2016-17	10-0	83/8.3	8-10	.800	0-1	.000	1-4	.250	8-15-23	2.3	20-0	1	8	4	3	17	1.7
TOTAL	10-0	83/8.3	8-10	.800	0-1	.000	1-4	.250	8-15-23	2.3	20-0	1	8	4	3	17	1.7



MATT JONES

#13

**G • 6-5 • 204 • SR-3L
DESOTO, TEXAS (DESOTO)**

JONES FROM DEEP

- After shooting just 14.3 percent (3-of-21) from outside the arc as a freshman, Jones has shot 39.3 percent (150-of-382) from deep over the last two-plus seasons.
- Jones has made at least three three-pointers in a game 24 times in his career, with Duke going 20-4 in those contests.
- For his career, Jones has scored 56.2 percent (465-of-828) of his points from outside the arc.

CAREER HIGHS

Points	23	vs. Indiana	12/2/15
Rebounds	6 (6x)	last vs. Elon	12/21/16
Assists	7	vs. Syracuse	1/18/16
Steals	5	vs. Elon	12/21/16
Blocks	2	vs. Georgia Southern	12/15/15
FG Made	9	vs. Indiana	12/2/15
3FG Made	5 (2x)	last vs. Indiana	12/2/15
FT Made	5 (2x)	last vs. Long Beach State	12/30/15
Minutes	45	vs. Utah	12/19/15

MISCELLANEOUS

	2016-17	Career
Double-figure points	12	39
3 or more assists	6	22
2 or more steals	11	33
2 or more 3pt FG	10	46
Charges drawn	5	10
Dunks	3	4
Three-point plays	1	5

A MULTITUDE OF STEALS

- Jones is averaging 1.81 steals per game to account for 27.0 percent of Duke's thefts this season. He has registered seven games with at least three steals.
- Jones' 27.0 percent steal accountability rate is the fifth-best in the ACC this season.

ACC • Percentage of Team's Total Steals, 2016-17

Rk	Player, School	Stls.	Team Stls.	Pct.
1.	Dennis Smith, NC State	46	113	40.7
2.	Jerome Robinson, Boston College	36	116	31.0
3.	Chris Clarke, Virginia Tech	27	90	30.0
4.	Donovan Mitchell, Louisville	43	144	29.9
5.	Matt Jones, Duke	38	141	27.0

through Jan. 28

ACC • Steals Per Game, 2016-17

Rk	Player, School	Avg.
1.	Dennis Smith, NC State	2.19
2.	Donovan Mitchell, Louisville	2.05
3.	Matt Jones, Duke	1.81
4.	Jerome Robinson, Boston College	1.71
5.	Bruce Brown, Miami	1.65

through Jan. 28

THE JONES EFFECT

- Jones has had an impact on Duke's success this season, as evidenced by his +/- of +13.4 through 21 games. The Blue Devils are +281 with Jones on the floor, compared to +35 when he is not in the contest.

TWO-TIME CAPTAIN

- Jones has been named a team captain in 2016-17, marking the second consecutive season in which he has fulfilled that role.
- Jones' fellow captain for 2016-17 is three-time captain Amile Jefferson.

GAME-BY-GAME

Opponent	FG	3FG	FT	O-D-T	PF	Pts	A	TO	B	S	MIN
Marist	4-9	3-6	0-0	0-3-3	3	11	1	2	0	3	27*
Grand Canyon	4-14	1-8	2-2	2-4-6	1	11	5	1	0	3	37*
vs. [7] Kansas	4-7	3-5	0-0	0-3-3	4	11	2	0	0	1	40*
vs. Penn State	6-8	3-4	0-0	0-1-1	4	15	1	3	0	0	37*
vs. [21] Rhode Island	4-13	2-7	3-4	2-2-4	2	13	1	1	0	1	40*
William & Mary	3-9	2-4	2-2	1-1-2	2	10	2	0	0	0	38*
Appalachian State	4-6	2-4	0-0	1-3-4	2	10	1	2	0	4	26*
Michigan State	1-7	0-6	0-2	0-1-1	3	2	4	1	0	4	40*
Maine	1-4	1-2	0-0	0-3-3	1	3	4	0	0	0	34*
vs. [21] Florida	0-4	0-2	0-0	1-2-3	3	0	1	1	1	1	36*
vs. UNLV	1-5	0-4	0-0	1-2-3	4	2	3	0	0	2	23*
Tennessee State	2-8	1-4	0-0	1-1-2	2	5	3	0	0	3	31*
vs. Elon	4-6	1-3	0-0	2-4-6	2	9	1	1	1	5	34*
at Virginia Tech	2-8	0-4	0-1	0-1-1	2	4	1	0	1	2	38*
Georgia Tech	5-9	4-7	0-0	3-1-4	3	14	2	2	0	0	19
Boston College	4-7	2-5	0-0	0-2-2	1	10	2	3	0	2	36
at [9] Florida State	4-8	2-5	0-0	1-2-3	4	10	2	2	0	2	36*
at [14] Louisville	3-5	1-2	1-1	1-2-3	3	8	1	1	1	0	36*
Miami	5-7	3-5	0-0	0-2-2	2	13	0	2	0	3	29
NC State	4-11	3-8	0-0	1-2-3	4	11	3	1	0	2	34
at Wake Forest	1-10	1-8	0-0	1-2-3	3	3	6	3	0	0	39*
at Notre Dame											
Pittsburgh											
North Carolina											
Clemson											
at Virginia											
Wake Forest											
at Syracuse											
at Miami											
Florida State											
at North Carolina											

* Indicates Games Started; [] AP Ranking

CURRENT RANKINGS

	ACC Rank	NCAA Rank
Steals	1.81	3
Minutes	33.8	9

CAREER STATISTICS

SEASON	GP-GS	MIN/AVG	FG-FGA	PCT.	3FG-FGA	PCT.	FT-FTA	PCT.	O-D-T	AVG.	PF-DQ	AS	TO	BS	ST	TP	AVG.
2013-14	32-4	235/7.3	15-51	.294	3-21	.143	23-41	.561	11-16-27	0.8	24-0	5	4	1	11	56	1.8
2014-15	39-14	847/21.7	84-205	.410	41-109	.376	25-35	.714	34-57-91	2.3	66-0	39	29	3	37	234	6.0
2015-16	35-35	1113/31.8	124-304	.408	76-183	.415	39-53	.736	36-52-88	2.5	91-4	80	39	7	36	363	10.4
2016-17	21-18	710/33.8	66-165	.400	35-103	.340	8-12	.667	18-44-62	3.0	55-0	46	26	4	38	175	8.3
TOTAL	127-71	2905/22.9	289-725	.399	155-416	.373	95-141	.674	99-169-268	2.1	236-4	170	98	15	122	828	6.5



FRANK JACKSON

#15

G • 6-3 • 205 • FR-HS
ALPINE, UTAH (LONE PEAK)

HONORS & AWARDS

Bob Cousy Award Watch List
 ACC Freshman of the Week (11/14)

MCDONALD'S GAME CO-MVP

- Jackson earned co-MVP at the 2016 McDonald's All-American Game after scoring 19 points to help the West team to a 114-107 victory.
- Jackson is the fifth Duke player to claim at least a share of the McDAAG MVP trophy, joining Bobby Hurley (1989), J.J. Redick (2002), Josh McRoberts (2005) and Jahliil Okafor (2014).

CAREER HIGHS

Points	21	vs. Grand Canyon	11/12/16
Rebounds	6	at Florida State	1/10/17
Assists	4 (4x)	last at Wake Forest	1/28/17
Steals	4	vs. Marist	11/11/16
Blocks	-	-	-
FG Made	7	vs. Grand Canyon	11/12/16
FT Made	5 (2x)	last vs. Boston College	1/7/17
Minutes	35	vs. Penn State	11/19/16

MISCELLANEOUS

	2016-17	Career
Double-figure points	11	11
20-pt games	1	1
3 or more 3pt FG	3	3
5 or more assists	0	0
2 or more steals	2	2
Dunks	3	3
Three-point plays	1	1

GAME-BY-GAME

Opponent	FG	3FG	FT	O-D-T	PF	Pts	A	TO	B	S	MIN
Marist	6-15	1-4	5-6	1-0-1	4	18	4	2	0	4	25
Grand Canyon	7-10	4-6	3-4	2-2-4	4	21	2	3	0	0	25
vs. [7] Kansas	3-5	2-3	3-3	1-2-3	4	11	0	2	0	0	30
vs. Penn State	6-14	2-6	3-4	2-2-4	2	17	3	2	0	0	35
vs. [21] Rhode Island	4-11	0-4	3-4	1-0-1	4	11	1	2	0	0	33*
William & Mary	6-12	3-7	4-4	0-4-4	2	19	2	0	0	1	33*
Appalachian State	6-14	1-4	2-3	0-1-1	2	15	2	1	0	0	32*
Michigan State	5-6	1-2	0-0	2-2-4	4	11	3	1	0	0	27*
Maine	-	-	-	-	-	-	-	-	-	-	-
vs. [21] Florida	1-5	1-3	0-0	0-0-0	2	3	0	1	0	1	20*
vs. UNLV	4-5	1-1	0-0	1-0-1	0	9	2	2	0	1	20
Tennessee State	2-6	1-3	0-0	0-1-1	4	5	0	1	0	0	13
vs. Elon	2-5	1-3	2-2	1-1-2	1	7	1	0	0	1	29
at Virginia Tech	3-9	0-1	0-0	0-1-1	4	6	0	1	0	0	24*
Georgia Tech	5-9	4-7	1-1	0-2-2	2	15	4	0	0	1	24
Boston College	4-9	2-6	5-8	1-2-3	0	15	0	1	0	1	25
at [9] Florida State	0-5	0-4	3-4	3-3-6	4	3	1	1	0	0	21
at [14] Louisville	1-5	1-3	0-0	0-1-1	3	3	0	1	0	0	10
Miami	4-7	0-1	2-3	0-1-1	3	10	4	0	0	2	24
NC State	3-4	1-2	0-0	1-3-4	2	7	2	3	0	0	22*
at Wake Forest	3-7	1-3	2-2	1-3-4	2	9	4	0	0	0	24
at Notre Dame											
Pittsburgh											
North Carolina											
Clemson											
at Virginia											
Wake Forest											
at Syracuse											
at Miami											
Florida State											
at North Carolina											

* Indicates Games Started; [] AP Ranking

CAREER STATISTICS

SEASON	GP-GS	MIN/AVG	FG-FGA	PCT.	3FG-FGA	PCT.	FT-FTA	PCT.	O-D-T	AVG.	PF-DQ	AS	TO	BS	ST	TP	AVG.
2016-17	20-7	496/24.8	75-163	.460	27-73	.370	38-48	.792	17-31-48	2.4	53-0	35	24	0	12	215	10.8
TOTAL	20-7	496/24.8	75-163	.460	27-73	.370	38-48	.792	17-31-48	2.4	53-0	35	24	0	12	215	10.8



MARQUES BOLDEN

#20

HONORS & AWARDS

Kareem Abdul-Jabbar Award Watch List

C • 6-11 • 245 • FR-HS
DESOTO, TEXAS (DESOTO)

CAREER HIGHS

Points	8	vs. Miami	1/21/17
Rebounds	5	vs. Maine	12/3/16
Assists	1	vs. Tennessee State	12/19/16
Steals	1	vs. NC State	1/21/17
Blocks	1 (2x)	last vs. Georgia Tech	1/4/17
FG Made	4	vs. Miami	1/21/17
FT Made	2	vs. Boston College	1/7/17
Minutes	23	vs. Miami	1/21/17

MISCELLANEOUS

	2016-17	Career
Double-figure points	0	0
Double-doubles	0	0
20-pt games	0	0
Dunks	4	4
5 or more rebounds	1	1
2 or more blocks	0	0
Three-point plays	0	0


GAME-BY-GAME

Opponent	FG	3FG	FT	O-D-T	PF	Pts	A	TO	B	S	MIN
Marist	-	-	-	-	-	-	-	-	-	-	-
Grand Canyon	-	-	-	-	-	-	-	-	-	-	-
vs. [7] Kansas	-	-	-	-	-	-	-	-	-	-	-
vs. Penn State	-	-	-	-	-	-	-	-	-	-	-
vs. [21] Rhode Island	-	-	-	-	-	-	-	-	-	-	-
William & Mary	-	-	-	-	-	-	-	-	-	-	-
Appalachian State	-	-	-	-	-	-	-	-	-	-	-
Michigan State	-	-	-	-	-	-	-	-	-	-	-
Maine	3-5	0-0	1-2	3-2-5	1	7	0	3	1	0	12
vs. [21] Florida	0-0	0-0	0-0	0-0-0	2	0	0	0	0	0	2
vs. UNLV	3-5	0-0	0-0	0-1-1	2	6	0	3	0	0	13
Tennessee State	0-1	0-0	0-0	0-0-0	1	0	1	0	0	0	6
vs. Elon	0-0	0-0	0-0	0-0-0	0	0	0	0	0	0	3
at Virginia Tech	0-2	0-0	0-2	3-0-3	0	0	0	0	0	0	3
Georgia Tech	2-4	0-0	0-0	1-3-4	1	4	0	0	1	0	15
Boston College	0-1	0-0	2-2	0-0-0	4	2	0	1	0	1	7
at [9] Florida State	0-0	0-0	0-0	0-0-0	1	0	0	1	0	0	4
at [14] Louisville	0-0	0-0	0-0	0-0-0	1	0	0	0	0	0	5
Miami	4-6	0-0	0-0	3-1-4	1	8	0	1	0	0	23
NC State	1-4	0-0	0-0	2-1-3	3	2	0	0	0	1	18*
at Wake Forest	0-0	0-0	0-0	0-0-0	2	0	0	0	0	0	3
at Notre Dame											
Pittsburgh											
North Carolina											
Clemson											
at Virginia											
Wake Forest											
at Syracuse											
at Miami											
Florida State											
at North Carolina											

* Indicates Games Started; [] AP Ranking

CAREER STATISTICS

SEASON	GP-GS	MIN/AVG	FG-FGA	PCT.	3FG-FGA	PCT.	FT-FTA	PCT.	O-D-T	AVG.	PF-DQ	AS	TO	BS	ST	TP	AVG.
2016-17	13-1	114/8.8	13-28	.464	0-0	.000	3-6	.500	12-8-20	1.5	19-0	1	9	2	2	29	2.2
TOTAL	13-1	114/8.8	13-28	.464	0-0	.000	3-6	.500	12-8-20	1.5	19-0	1	9	2	2	29	2.2



AMILE JEFFERSON #21

**F • 6-9 • 224 • GR-4L
PHILADELPHIA, PA. (FRIENDS CENTRAL SCHOOL)**

HONORS & AWARDS

- Karl Malone Award Watch List
- Hall of Fame Tip Off All-Tournament Team
- ACC Player of the Week (12/12)
- Senior CLASS Award Candidate

BUILDING A WINNING LEGACY

- Jefferson has played in 112 wins as a member of the Duke program, leaving him five shy of cracking the program's top 10 list for career victories.
- Shane Battier holds the Duke, ACC and NCAA record for career victories, having played in 131 for the Blue Devils from 1998-01.

Duke • Career Victories

Rk	Player, Years	Wins
6.	Mason Plumlee, 2010-13	118
7.	Danny Ferry, 1986-89	117
	Nate James, 1997-01	117
	Andre Dawkins, 2010-12, 2014	117
	Quinn Cook, 2012-15	117
	NR. Amile Jefferson, 2012-present	112

CAREER HIGHS

Points	24	vs. Florida	12/6/16
Rebounds	18	vs. Tennessee State	12/19/16
Assists	8	vs. Indiana	12/2/15
Steals	3 (3x)	last vs. Grand Canyon	11/12/16
Blocks	6	vs. North Carolina	2/18/15
FG Made	11	vs. Florida	12/6/16
FT Made	9	vs. Elon	12/21/16
Minutes	39	vs. Florida	12/6/16

MISCELLANEOUS

	2016-17	Career
Double-figure points	13	41
Double-figure rebounds	9	26
Double-doubles	6	14
5 or more rebounds	16	83
3 or more steals	1	3
2 or more blocks	7	19
Dunks	10	34
Three-point plays	8	32

GAME-BY-GAME

Opponent	FG	3FG	FT	O-D-T	PF	Pts	A	TO	B	S	MIN
Marist	1-4	0-0	3-6	0-9-9	1	5	1	0	3	1	22*
Grand Canyon	6-7	0-0	3-6	2-5-7	2	15	1	2	5	3	28*
vs. [7] Kansas	4-6	0-0	4-7	0-4-4	5	12	2	7	1	1	30*
vs. Penn State	6-9	0-0	4-10	5-10-15	4	16	0	1	4	0	37*
vs. [21] Rhode Island	8-13	0-0	1-1	4-11-15	3	17	0	3	0	0	36*
William & Mary	5-5	0-0	5-7	1-9-10	3	15	1	2	1	0	24*
Appalachian State	6-11	0-0	3-3	2-4-6	0	15	5	1	1	2	25*
Michigan State	7-12	0-0	3-6	5-8-13	3	17	3	1	1	1	35*
Maine	8-11	0-0	4-4	3-6-9	2	20	4	2	2	2	34*
vs. [21] Florida	11-14	0-0	2-2	5-10-15	2	24	2	2	4	1	39*
vs. UNLV	4-6	0-0	2-4	2-10-12	0	10	5	2	0	1	30*
Tennessee State	2-7	0-0	1-8	7-11-18	2	5	2	2	1	1	33*
vs. Elon	2-3	0-0	9-11	1-6-7	2	13	0	1	2	0	27*
at Virginia Tech	4-9	0-0	1-2	4-8-12	4	9	3	4	2	1	37*
Georgia Tech	4-8	0-0	6-8	1-6-7	1	14	3	1	0	0	27*
Boston College	5-7	0-0	1-2	0-2-2	0	11	2	0	0	0	13*
at [9] Florida State	-	-	-	-	-	-	-	-	-	-	-
at [14] Louisville	-	-	-	-	-	-	-	-	-	-	-
Miami	1-4	0-0	3-6	1-11-12	1	5	1	1	0	2	34*
NC State	2-4	0-0	1-2	3-2-5	1	5	2	0	1	1	28*
at Wake Forest	2-2	0-0	0-0	1-2-3	4	4	0	1	0	0	20*
at Notre Dame											
Pittsburgh											
North Carolina											
Clemson											
at Virginia											
Wake Forest											
at Syracuse											
at Miami											
Florida State											
at North Carolina											

* Indicates Games Started; [] AP Ranking

DOING WORK ON THE GLASS

- Jefferson ranks second among active ACC players with 324 career offensive rebounds and 832 career boards.
- His 324 career offensive rebounds are the sixth-most offensive rebounds in Duke history.
- He has averaged 2.4 offensive rebounds per game over the course of his career.

ACC • Active Offensive Rebound Leaders, Career

Rk	Player, School	OREB
1.	Kennedy Meeks, North Carolina	339
2.	Amile Jefferson, Duke	324
3.	Tyler Roberson, Syracuse	289
4.	Michael Young, Pittsburgh	276
5.	Lennard Freeman, NC State	209

through Jan. 28

ACC • Active Rebound Leaders, Career

Rk	Player, School	REB
1.	Kennedy Meeks, North Carolina	896
2.	Amile Jefferson, Duke	832
3.	Michael Young, Pittsburgh	774
4.	Jaron Blossomgame, Clemson	740
5.	Tyler Roberson, Syracuse	674

through Jan. 28

Duke • Offensive Rebounds, Career

Rk	Player, Years	OREB
1.	Shelden Williams, 2003-06	447
2.	Christian Laettner, 1989-92	374
3.	Kyle Singler, 2008-2011	360
4.	Shane Battier, 1998-01	338
5.	Mason Plumlee, 2010-13	328
6.	Amile Jefferson, 2012-present	325

Duke • Rebounds, Career

Rk	Player, Years	REB
14.	Art Heyman, 1961-63	865
15.	Mark Alarie, 1983-86	833
16.	Amile Jefferson, 2012-pres.	832
17.	Carroll Youngkin, 1959-61	829

CURRENT RANKINGS

	ACC Rank	NCAA Rank
Rebounds	9.5	4
Def. Reb.	7.1	2
Blocks	1.5	5

CAREER STATISTICS

SEASON	GP-GS	MIN/AVG	FG-FGA	PCT.	3FG-FGA	PCT.	FT-FTA	PCT.	O-D-T	AVG.	PF-DQ	AS	TO	BS	ST	TP	AVG.
2012-13	32-7	405/12.7	51-94	.543	0-0	.000	25-41	.610	42-50-92	2.9	53-2	7	12	16	12	127	4.0
2013-14	35-26	796/22.7	94-146	.644	0-0	.000	40-81	.494	101-139-240	6.9	93-1	36	23	20	23	228	6.5
2014-15	39-26	831/21.3	94-149	.631	0-0	.000	51-92	.554	91-135-226	5.8	76-0	33	41	26	22	239	6.1
2015-16	9-9	273/30.3	41-60	.683	0-0	.000	21-38	.553	43-50-93	10.3	24-1	13	14	11	7	103	11.4
2016-17	19-19	559/29.4	88-142	.620	0-0	.000	56-95	.589	47-134-181	9.5	40-1	37	33	28	17	232	12.2
TOTAL	134-87	2864/21.4	368-591	.623	0-0	.000	193-347	.556	324-508-832	6.2	286-5	126	123	101	81	929	6.9

ACC • Rebounds, 2016-17

Rk	Player, School	Avg.
1.	Bonzie Colson, Notre Dame	10.6
2.	Ben Lammers, Georgia Tech	9.7
3.	Kennedy Meeks, North Carolina	9.7
4.	Amile Jefferson, Duke	9.5
5.	John Collins, Wake Forest	8.9

through Jan. 28

ACC • Defensive Rebounds, 2016-17

Rk	Player, School	Avg.
1.	Bonzie Colson, Notre Dame	7.45
2.	Amile Jefferson, Duke	7.05
3.	Quinton Stephens, Georgia Tech	6.67
4.	Ben Lammers, Georgia Tech	6.43
5.	Jonathan Isaac, Florida State	6.21

through Jan. 28

ASSET ON THE OFFENSIVE END

• Jefferson has been an efficient scorer for the Blue Devils over his career in Durham, ranking among Duke's all-time leaders in field goal percentage.

Duke • Field Goal Percentage, Career

Rk	Player, Years	FG	FGA	PCT
1.	Carlos Boozer, 2000-02	554	878	.631
2.	Amile Jefferson, 2012-pres.	368	591	.623
3.	Elton Brand, 1998-99	355	580	.612
4.	Alaa Abdelnaby, 1987-90	448	748	.599
5.	Erik Meek, 1992-95	214	358	.598

*Minimum 200 field goals made

DOUBLE-DOUBLES ABOUND

• Jefferson has posted six double-doubles this season. He is shooting 41-of-59 (.695) when registering a double-double and averages 13.7 ppg. and 13.3 rpg. in those six contests.
• Duke is a perfect 6-0 this season (12-2 all-time) in games when Jefferson earns a double-double, with the Blue Devils defeating opponents by an average of 18.2 ppg. in this season's six victories.

Jefferson's Double-Doubles, 2016-17

Date	Opponent, Result	Pts.	Reb.
11/19/16	Penn State, W, 78-68	16	15
11/20/16	Rhode Island, W, 75-65	17	15
11/23/16	William & Mary, W 88-67	15	10
11/29/16	Michigan State, W 78-69	17	13
12/6/16	Florida, W 84-74	24	15
12/10/16	UNLV, W 94-45	10	12

ACC • Double-Doubles, 2016-17

Rk	Player, School	No.
1.	Bonzie Colson, Notre Dame	13
2.	Ben Lammers, Georgia Tech	11
3.	John Collins, Wake Forest	8
	Kennedy Meeks, North Carolina	8
5.	Amile Jefferson, Duke	6
	Tyler Lydon, Syracuse	6
	Jonathan Isaac, Florida State	6

through Jan. 28

ALL-TOURNAMENT TEAM MEMBER

• Jefferson posted back-to-back double-doubles in the semifinal and final of the Hall of Fame Tip Off Tournament, averaging 16.5 ppg. and 15 rpg. in the final two games to earn all-tournament team honors. Jefferson shot a combined 14-of-22 (.636) from the floor against Penn State and Rhode Island.

ACADEMIC ACHIEVEMENTS

• Jefferson has excelled in the classroom during his career at Duke. In 2016, he became the first student-athlete in program history to appear on the All-ACC Academic Team four times.

THREE-TIME CAPTAIN

• Jefferson has been named a team captain in 2016-17, marking the third consecutive season in which he has fulfilled that role.
• Jefferson is the first Duke player to be named a captain three times since the Bill Krzyzewski Captains Award was created in 1997.
• Jefferson's fellow captain for 2016-17 is two-time captain Matt Jones.



ANTONIO VRANKOVIC #30

C • 7-0 • 261 • SO-1L
DELRAY BEACH, FLA. (PINE CREST SCHOOL)

BASKETBALL BLOODLINES

- Vrankovic's father, Stojko, played five seasons in the NBA during the 1990s, seeing time with the Celtics, Timberwolves and Clippers.
- Stojko also played internationally for Yugoslavia, winning silver medals at the 1988 Seoul Olympics and the 1992 Barcelona Olympics.

CAREER HIGHS

Points	8 (2x)	last vs. Maine	12/3/16
Rebounds	10	vs. Marist	11/11/16
Assists	2	vs. Maine	12/3/16
Steals	1	vs. Bryant	11/14/15
Blocks	2	vs. William & Mary	11/23/16
FG Made	4	vs. Maine	12/3/16
FT Made	2 (3x)	last vs. Appalachian State	11/26/16
Minutes	19 (2x)	last vs. Appalachian State	11/26/16

MISCELLANEOUS

	2016-17	Career
Double-figure points	0	0
20-pt games	0	0
Dunks	4	4
Double-figure rebounds	1	1
2 or more steals	0	0
Charges drawn	1	1
Three-point plays	0	0


GAME-BY-GAME

Opponent	FG	3FG	FT	O-D-T	PF	Pts	A	TO	B	S	MIN
Marist	2-6	0-0	1-2	7-3-10	2	5	1	2	0	0	19
Grand Canyon	0-1	0-0	2-2	1-1-2	1	2	1	0	0	0	5
vs. [7] Kansas	-	-	-	-	-	-	-	-	-	-	-
vs. Penn State	0-0	0-0	2-2	1-2-3	3	2	0	1	0	0	7
vs. [21] Rhode Island	0-0	0-0	0-0	0-0-0	1	0	0	0	0	0	4
William & Mary	2-2	0-0	0-1	1-3-4	0	4	0	0	2	0	13
Appalachian State	3-3	0-0	2-4	2-3-5	1	8	0	1	1	0	19
Michigan State	-	-	-	-	-	-	-	-	-	-	-
Maine	4-5	0-0	0-0	1-2-3	1	8	2	0	1	0	13
vs. [21] Florida	-	-	-	-	-	-	-	-	-	-	-
vs. UNLV	-	-	-	-	-	-	-	-	-	-	-
Tennessee State	-	-	-	-	-	-	-	-	-	-	-
vs. Elon	-	-	-	-	-	-	-	-	-	-	-
at Virginia Tech	-	-	-	-	-	-	-	-	-	-	-
Georgia Tech	0-0	0-0	0-0	1-2-3	1	0	1	2	0	0	7
Boston College	-	-	-	-	-	-	-	-	-	-	-
at [9] Florida State	-	-	-	-	-	-	-	-	-	-	-
at [14] Louisville	-	-	-	-	-	-	-	-	-	-	-
Miami	-	-	-	-	-	-	-	-	-	-	-
NC State	-	-	-	-	-	-	-	-	-	-	-
at Wake Forest	1-1	0-0	0-0	0-0-0	4	2	0	0	0	0	6
at Notre Dame											
Pittsburgh											
North Carolina											
Clemson											
at Virginia											
Wake Forest											
at Syracuse											
at Miami											
Florida State											
at North Carolina											

* Indicates Games Started; [] AP Ranking

CAREER STATISTICS

SEASON	GP-GS	MIN/AVG	FG-FGA	PCT.	3FG-FGA	PCT.	FT-FTA	PCT.	O-D-T	AVG.	PF-DQ	AS	TO	BS	ST	TP	AVG.
2015-16	5-0	14/2.8	2-2	1.000	0-0	.000	0-0	.000	2-5-7	1.4	3-0	0	3	1	1	4	0.8
2016-17	9-0	93/10.3	12-18	.667	0-0	.000	7-11	.636	14-16-30	3.3	14-0	5	6	4	0	31	3.4
TOTAL	14-0	107/7.6	14-20	.700	0-0	.000	7-11	.636	16-21-37	2.6	17-0	5	9	5	1	35	2.5



SEAN OBI

#34

F • 6-9 • 255 • JR-2L
KADUNA, NIGERIA (GREEN FARMS ACADEMY)

TRANSFERS UNDER COACH K

• Obi is the fifth student-athlete to transfer into the program under Coach K.

Duke's Transfers under Coach K

Player	Previous School	Year
Roshown McLeod	St. John's	1995
Dahntay Jones	Rutgers	2000
Seth Curry	Liberty	2009
Rodney Hood	Mississippi State	2012
Sean Obi	Rice	2014

CAREER HIGHS (^ - at Rice)

Points	25	vs. South Alabama	12/7/13 [^]
Rebounds	19	vs. South Alabama	12/7/13 [^]
Assists	2 (6x)	last vs. Louisiana Tech	2/5/14 [^]
Steals	2	vs. Northwood	12/19/13 [^]
Blocks	2 (6x)	last vs. Old Dominion	2/20/14 [^]
FG Made	11	vs. Marshall	1/23/14 [^]
FT Made	7 (2x)	last vs. Northwood	12/19/13 [^]
Minutes	41	vs. South Alabama	12/7/13 [^]

MISCELLANEOUS

	2016-17	Duke Career
Double-figure points	0	0
20-pt games	0	0
3 or more 3pt FG	0	0
Double-figure assists	0	0
5 or more assists	0	0
2 or more steals	0	0
Charges drawn	0	0
Three-point plays	0	0

GAME-BY-GAME

Opponent	FG	3FG	FT	O-D-T	PF	Pts	A	TO	B	S	MIN
Marist	-	-	-	-	-	-	-	-	-	-	-
Grand Canyon	-	-	-	-	-	-	-	-	-	-	-
vs. [7] Kansas	-	-	-	-	-	-	-	-	-	-	-
vs. Penn State	-	-	-	-	-	-	-	-	-	-	-
vs. [21] Rhode Island	-	-	-	-	-	-	-	-	-	-	-
William & Mary	-	-	-	-	-	-	-	-	-	-	-
Appalachian State	-	-	-	-	-	-	-	-	-	-	-
Michigan State	-	-	-	-	-	-	-	-	-	-	-
Maine	-	-	-	-	-	-	-	-	-	-	-
vs. [21] Florida	-	-	-	-	-	-	-	-	-	-	-
vs. UNLV	-	-	-	-	-	-	-	-	-	-	-
Tennessee State	-	-	-	-	-	-	-	-	-	-	-
vs. Elon	-	-	-	-	-	-	-	-	-	-	-
at Virginia Tech	-	-	-	-	-	-	-	-	-	-	-
Georgia Tech	-	-	-	-	-	-	-	-	-	-	-
Boston College	-	-	-	-	-	-	-	-	-	-	-
at [9] Florida State	-	-	-	-	-	-	-	-	-	-	-
at [14] Louisville	-	-	-	-	-	-	-	-	-	-	-
Miami	-	-	-	-	-	-	-	-	-	-	-
NC State	-	-	-	-	-	-	-	-	-	-	-
at Wake Forest	-	-	-	-	-	-	-	-	-	-	-
at Notre Dame	-	-	-	-	-	-	-	-	-	-	-
Pittsburgh	-	-	-	-	-	-	-	-	-	-	-
North Carolina	-	-	-	-	-	-	-	-	-	-	-
Clemson	-	-	-	-	-	-	-	-	-	-	-
at Virginia	-	-	-	-	-	-	-	-	-	-	-
Wake Forest	-	-	-	-	-	-	-	-	-	-	-
at Syracuse	-	-	-	-	-	-	-	-	-	-	-
at Miami	-	-	-	-	-	-	-	-	-	-	-
Florida State	-	-	-	-	-	-	-	-	-	-	-
at North Carolina	-	-	-	-	-	-	-	-	-	-	-

* Indicates Games Started; [] AP Ranking

CAREER STATISTICS

SEASON	GP-GS	MIN/AVG	FG-FGA	PCT.	3FG-FGA	PCT.	FT-FTA	PCT.	O-D-T	AVG.	PF-DQ	AS	TO	BS	ST	TP	AVG.
2013-14 (Rice)	30-29	791/26.4	140-237	.591	0-0	.000	62-114	.544	74-205-279	9.3	91-4	24	59	22	15	342	11.4
2015-16	10-0	27/2.7	1-2	.500	0-0	.000	3-6	.500	6-4-10	1.0	8-0	0	2	1	0	5	0.5
2016-17	-	-	-	-	-	-	-	-	-	-	-	-	-	-	-	-	-
TOTAL	39-29	818/21.0	141-239	.590	0-0	.000	65-120	.542	80-209-289	7.4	99-4	24	61	23	15	347	8.9



JACK WHITE

#41

F • 6-7 • 195 • FR-HS
TRARALGON, VICTORIA, AUSTRALIA
(AUSTRALIAN INSTITUTE OF SPORT)

CAREER HIGHS

Points	5	vs. Marist	11/11/16
Rebounds	4	vs. Maine	12/3/16
Assists	1	vs. Appalachian State	11/26/16
Steals	1	vs. UNLV	12/10/16
Blocks	1 (2x)	last vs. Maine	12/3/16
FG Made	2	vs. William & Mary	11/23/16
FT Made	5	vs. Marist	11/11/16
Minutes	15	vs. Appalachian State	11/26/16

MISCELLANEOUS

	2016-17	Career
Double-figure points	0	0
20-pt games	0	0
3 or more 3pt FG	0	0
5 or more assists	0	0
2 or more steals	0	0
Dunks	1	1
Three-point plays	0	0

GAME-BY-GAME

Opponent	FG	3FG	FT	O-D-T	PF	Pts	A	TO	B	S	MIN
Marist	0-0	0-0	5-6	0-2-2	1	5	0	1	0	0	12
Grand Canyon	1-1	0-0	1-2	0-1-1	0	3	0	0	0	0	4
vs. [7] Kansas	-	-	-	-	-	-	-	-	-	-	-
vs. Penn State	-	-	-	-	-	-	-	-	-	-	-
vs. [21] Rhode Island	-	-	-	-	-	-	-	-	-	-	-
William & Mary	2-3	0-0	0-0	1-0-1	0	4	0	0	1	0	3
Appalachian State	1-2	0-0	0-0	0-2-2	1	2	1	2	0	0	15
Michigan State	-	-	-	-	-	-	-	-	-	-	-
Maine	1-2	0-1	2-2	0-4-4	0	4	0	0	1	0	10
vs. [21] Florida	-	-	-	-	-	-	-	-	-	-	-
vs. UNLV	0-0	0-0	0-0	0-1-1	0	0	0	1	0	1	4
Tennessee State	-	-	-	-	-	-	-	-	-	-	-
vs. Elon	-	-	-	-	-	-	-	-	-	-	-
at Virginia Tech	0-0	0-0	0-0	1-0-1	1	0	0	0	0	0	3
Georgia Tech	1-1	1-1	0-0	0-1-1	1	3	0	0	0	0	5
Boston College	-	-	-	-	-	-	-	-	-	-	-
at [9] Florida State	-	-	-	-	-	-	-	-	-	-	-
at [14] Louisville	-	-	-	-	-	-	-	-	-	-	-
Miami	-	-	-	-	-	-	-	-	-	-	-
NC State	-	-	-	-	-	-	-	-	-	-	-
at Wake Forest	0-0	0-0	0-0	0-0-0	0	0	0	0	0	0	3
at Notre Dame											
Pittsburgh											
North Carolina											
Clemson											
at Virginia											
Wake Forest											
at Syracuse											
at Miami											
Florida State											
at North Carolina											

* Indicates Games Started; [] AP Ranking

CAREER STATISTICS

SEASON	GP-GS	MIN/AVG	FG-FGA	PCT.	3FG-FGA	PCT.	FT-FTA	PCT.	O-D-T	AVG.	PF-DQ	AS	TO	BS	ST	TP	AVG.
2016-17	9-0	59/6.6	6-9	.667	1-2	.500	8-10	.800	2-11-13	1.4	4-0	1	4	2	1	21	2.3
TOTAL	9-0	59/6.6	6-9	.667	1-2	.500	8-10	.800	2-11-13	1.4	4-0	1	4	2	1	21	2.3



NICK PAGLIUCA

#45

**G • 6-3 • 195 • SR-3L
WESTON, MASS. (MILTON ACADEMY)**

BASKETBALL BLOODLINES

- Pagliuca's father, Steve, is a co-owner of the Boston Celtics.
- Pagliuca's older brother, Joe, was a member of the Duke basketball team from 2004-07. He played in 13 career games and was a three-time recipient of the Dr. Deryl Hart Award, presented to the team's top scholar-athlete.

NAMED TO NABC HONORS COURT

- Pagliuca was named to the 2016 NABC Honors Court, an honor roll for academic juniors and seniors across the nation who hold a cumulative GPA of at least 3.20.

CAREER HIGHS

Points	3	vs. Fairfield	11/15/14
Rebounds	2 (2x)	last vs. Utah State	11/29/15
Assists	1 (2x)	last vs. Maine	12/3/16
Steals	1	vs. Yale	11/25/15
3FG Made	1	vs. Fairfield	11/15/14
FT Made	1	vs. Elon	12/31/13
Minutes	5	vs. Presbyterian	11/14/14

GAME-BY-GAME

Opponent	FG	3FG	FT	O-D-T	PF	Pts	A	TO	B	S	MIN
Marist	0-1	0-1	0-0	0-0-0	0	0	0	0	0	0	2
Grand Canyon	-	-	-	-	-	-	-	-	-	-	-
vs. [7] Kansas	-	-	-	-	-	-	-	-	-	-	-
vs. Penn State	-	-	-	-	-	-	-	-	-	-	-
vs. [21] Rhode Island	-	-	-	-	-	-	-	-	-	-	-
William & Mary	0-1	0-1	0-0	0-0-0	0	0	0	0	0	0	1
Appalachian State	-	-	-	-	-	-	-	-	-	-	-
Michigan State	-	-	-	-	-	-	-	-	-	-	-
Maine	0-0	0-0	0-0	0-0-0	0	0	1	0	0	0	2
vs. [21] Florida	-	-	-	-	-	-	-	-	-	-	-
vs. UNLV	-	-	-	-	-	-	-	-	-	-	-
Tennessee State	-	-	-	-	-	-	-	-	-	-	-
vs. Elon	-	-	-	-	-	-	-	-	-	-	-
at Virginia Tech	-	-	-	-	-	-	-	-	-	-	-
Georgia Tech	0-0	0-0	0-0	0-0-0	0	0	1	0	0	0	3
Boston College	-	-	-	-	-	-	-	-	-	-	-
at [9] Florida State	-	-	-	-	-	-	-	-	-	-	-
at [14] Louisville	-	-	-	-	-	-	-	-	-	-	-
Miami	-	-	-	-	-	-	-	-	-	-	-
NC State	-	-	-	-	-	-	-	-	-	-	-
at Wake Forest	-	-	-	-	-	-	-	-	-	-	-
at Notre Dame	-	-	-	-	-	-	-	-	-	-	-
Pittsburgh	-	-	-	-	-	-	-	-	-	-	-
North Carolina	-	-	-	-	-	-	-	-	-	-	-
Clemson	-	-	-	-	-	-	-	-	-	-	-
at Virginia	-	-	-	-	-	-	-	-	-	-	-
Wake Forest	-	-	-	-	-	-	-	-	-	-	-
at Syracuse	-	-	-	-	-	-	-	-	-	-	-
at Miami	-	-	-	-	-	-	-	-	-	-	-
Florida State	-	-	-	-	-	-	-	-	-	-	-
at North Carolina	-	-	-	-	-	-	-	-	-	-	-

* Indicates Games Started; [] AP Ranking

CAREER STATISTICS

SEASON	GP-GS	MIN/AVG	FG-FGA	PCT.	3FG-FGA	PCT.	FT-FTA	PCT.	O-D-T	AVG.	PF-DQ	AS	TO	BS	ST	TP	AVG.
2013-14	3-0	5/1.7	0-1	.000	0-0	.000	1-2	.500	1-1-2	0.7	0-0	0	0	0	0	1	0.3
2014-15	11-0	18/1.6	1-5	.200	1-4	.250	0-0	.000	2-2-4	0.4	4-0	1	0	0	0	3	0.3
2015-16	10-0	10/1.0	0-1	.000	0-1	.000	0-0	.000	1-3-4	0.4	1-0	0	1	0	1	0	0.0
2016-17	4-0	8/2.0	0-2	.000	0-2	.000	0-0	.000	0-0-0	0.0	0-0	2	0	0	0	0	0.0
TOTAL	28-0	41/1.5	1-9	.111	1-7	.143	1-2	.500	4-6-10	0.4	5-0	3	1	0	1	4	0.1



JUSTIN ROBINSON

#50

F • 6-8 • 194 • R-FR-1L
SAN ANTONIO, TEXAS
(SAN ANTONIO CHRISTIAN ACADEMY)

BASKETBALL BLOODLINES

- Robinson is the son of NBA Hall of Famer and 1987 No. 1 overall pick David Robinson, who played his entire 14-year career with the San Antonio Spurs.
- A member of the original Dream Team alongside Duke head coach Mike Krzyzewski, "The Admiral" is a two-time NBA champion and two-time Olympic gold medalist.
- Justin Robinson's brother, Corey, played wide receiver at Notre Dame from 2013-15.

CAREER HIGHS

Points	1	vs. Marist	11/11/16
Rebounds	1	vs. Marist	11/11/16
Assists	-	-	-
Steals	-	-	-
Blocks	-	-	-
FG Made	-	-	-
3FG Made	-	-	-
FT Made	1	vs. Marist	11/11/16
Minutes	5	vs. Marist	11/11/16

GAME-BY-GAME

Opponent	FG	3FG	FT	O-D-T	PF	Pts	A	TO	B	S	MIN
Marist	0-0	0-0	1-2	0-1-1	0	1	0	0	0	0	5
Grand Canyon	-	-	-	-	-	-	-	-	-	-	-
vs. [7] Kansas	-	-	-	-	-	-	-	-	-	-	-
vs. Penn State	-	-	-	-	-	-	-	-	-	-	-
vs. [21] Rhode Island	-	-	-	-	-	-	-	-	-	-	-
William & Mary	0-0	0-0	0-0	0-0-0	0	0	0	0	0	0	2
Appalachian State	0-0	0-0	0-0	0-0-0	0	0	0	0	0	0	1
Michigan State	-	-	-	-	-	-	-	-	-	-	-
Maine	-	-	-	-	-	-	-	-	-	-	-
vs. [21] Florida	-	-	-	-	-	-	-	-	-	-	-
vs. UNLV	-	-	-	-	-	-	-	-	-	-	-
Tennessee State	-	-	-	-	-	-	-	-	-	-	-
vs. Elon	-	-	-	-	-	-	-	-	-	-	-
at Virginia Tech	-	-	-	-	-	-	-	-	-	-	-
Georgia Tech	0-0	0-0	0-0	0-0-0	0	0	0	0	0	0	0
Boston College	-	-	-	-	-	-	-	-	-	-	-
at [9] Florida State	-	-	-	-	-	-	-	-	-	-	-
at [14] Louisville	-	-	-	-	-	-	-	-	-	-	-
Miami	-	-	-	-	-	-	-	-	-	-	-
NC State	-	-	-	-	-	-	-	-	-	-	-
at Wake Forest	-	-	-	-	-	-	-	-	-	-	-
at Notre Dame	-	-	-	-	-	-	-	-	-	-	-
Pittsburgh	-	-	-	-	-	-	-	-	-	-	-
North Carolina	-	-	-	-	-	-	-	-	-	-	-
Clemson	-	-	-	-	-	-	-	-	-	-	-
at Virginia	-	-	-	-	-	-	-	-	-	-	-
Wake Forest	-	-	-	-	-	-	-	-	-	-	-
at Syracuse	-	-	-	-	-	-	-	-	-	-	-
at Miami	-	-	-	-	-	-	-	-	-	-	-
Florida State	-	-	-	-	-	-	-	-	-	-	-
at North Carolina	-	-	-	-	-	-	-	-	-	-	-

* Indicates Games Started; [] AP Ranking

CAREER STATISTICS

SEASON	GP-GS	MIN/AVG	FG-FGA	PCT.	3FG-FGA	PCT.	FT-FTA	PCT.	O-D-T	AVG.	PF-DQ	AS	TO	BS	ST	TP	AVG.
2015-16	0-0	0/0.0	0-0	.000	0-0	.000	0-0	.000	0-0-0	0.0	0-0	0	0	0	0	0	0.0
2016-17	4-0	10/2.5	0-0	.000	0-0	.000	1-2	.500	0-1-1	0.3	0-0	0	0	0	0	1	0.3
TOTAL	4-0	10/2.5	0-0	.000	0-0	.000	1-2	.500	0-1-1	0.3	0-0	0	0	0	0	1	0.3



MIKE KRZYZEWSKI

HEAD COACH • ARMY '69
OVERALL RECORD • 1,059-326 OVERALL (42ND SEASON)
DUKE RECORD • 986-267 (37TH SEASON)
449-185 ACC (REGULAR SEASON + TOURNAMENT)

COACH K'S MILESTONE WINS

OVERALL

No.	Opponent	Date	Score
1	vs. Lehigh	11/28/75	56-29
100	vs. Clemson	2/24/1982	73-72 (30T)
200	vs. Alabama	12/13/1986	76-67
300	vs. Richmond	3/16/1990	81-46
400	at Iowa	12/22/1993	79-76
500	vs. North Carolina	2/28/1998	77-75
600	vs. North Carolina	3/11/2001	82-80
700	vs. Toledo	12/12/2004	82-54
800	at NC State	3/1/2008	87-86
900	vs. Michigan	3/20/2011	73-71
903	vs. Michigan State	11/15/2011	74-69
1000	vs. St. John's	1/25/2015	77-68

AT DUKE

No.	Opponent	Date	Score
1	vs. Stetson	11/29/1980	67-49
100	at St. Joseph's	1/13/1986	87-66
200	vs. West Virginia	3/18/1989	70-63
300	vs. Northeastern	12/7/1992	103-72
400	vs. Murray State	3/14/1997	71-68
500	vs. Villanova	11/17/2000	98-85
600	at Clemson	1/3/2004	73-54
700	vs. Georgia Tech	2/18/2007	71-62
800	vs. Kansas State	11/23/2010	82-68
900	vs. Florida State	1/25/2014	78-56

COACH K BY THE NUMBERS

- 5 National Championships (1991, 1992, 2001, 2010, 2015)
- 6 gold medals as head coach of U.S. National Team
- 1,059 career wins (most in NCAA history)
- 986 victories at Duke (most in NCAA history at one school)
- 449 ACC Wins (most in league history)
- 90 NCAA Tournament wins (most in NCAA history)
- 12 National Coach of the Year honors (eight seasons)
- 7 National Players of the Year (nine honors)
- 6 National Defensive Players of the Year (nine honors)
- 32 NCAA Tournament bids
- 31 All-America selections (44 honors)
- 12 Final Four appearances (tied for most all-time)
- 12 ACC regular season championships
- 13 ACC Tournament championships
- 574 weeks ranked in the top 25 of the AP Poll
- 496 weeks ranked in the top 10 of the AP Poll
- 111 weeks ranked No. 1 in the country
- 53 NBA Draft selections
- 32 first-round NBA Draft picks
- 21 NBA Draft Lottery picks (most in draft history)
- 10 Consecutive Top 10 AP Poll finishes (1997-2006)

MR. INFLUENTIAL

- Coach K was listed No. 22 on the Sporting News' 2016 list of the 50 most influential people in sports.
- He is the highest-ranked of five coaches on the list and is joined by Geno Auriemma (No. 41), John Calipari (No. 45), Bill Belichick (No. 47) and Nick Saban (No. 49).

THERE'S ONLY 1K

- Krzyzewski became the first NCAA men's basketball coach to record 1,000 career victories after Duke defeated St. John's, 77-68, in Madison Square Garden Sunday, Jan. 25, 2015.
- Over his 36-plus-year career at Duke, Krzyzewski has more than quadrupled the previous highest number of total wins by a Duke head coach, Eddie Cameron, who owned an all-time record of 226-99.

TOURNAMENT VICTORIES AT DUKE

- Duke has a high level of success in tournaments under Coach K, winning 18 regular-season, 13 ACC and five NCAA Tournaments for a total of 36 championships during his 36-plus-year tenure.

Duke Tournament Records Under Coach K

Tournament	W	L	Pct.	Titles
ACC Tournament	57	22	.722	13
NCAA Tournament	90	27	.769	5
In-Season Tournaments	88	16	.846	18
TOTAL	235	65	.783	36

COACH K'S RECORD AT DUKE

Year	Overall	ACC	Notes
1981	17-13	6-8 (t5th)	NIT Quarterfinals
1982	10-17	4-10 (t6th)	-
1983	11-17	3-11 (7th)	-
1984	24-10	7-7 (t3rd)	NCAA Tournament
1985	23-8	8-6 (t4th)	NCAA Tournament
1986	37-3	12-2 (1st)	NCAA Runnerup
1987	24-9	9-5 (3rd)	NCAA Sweet Sixteen
1988	28-7	9-5 (3rd)	NCAA Final Four
1989	28-8	9-5 (t2nd)	NCAA Final Four
1990	29-9	9-5 (2nd)	NCAA Runnerup
1991	32-7	11-3 (1st)	NCAA Champion
1992	34-2	14-2 (1st)	NCAA Champion
1993	24-8	10-6 (t3rd)	NCAA Tournament
1994	28-6	12-4 (1st)	NCAA Runnerup
1995	9-3	0-1	Out (back surgery)
1996	18-13	8-8 (t4th)	NCAA Tournament
1997	24-9	12-4 (1st)	NCAA Tournament
1998	32-4	15-1 (1st)	NCAA Elite Eight
1999	37-2	16-0 (1st)	NCAA Runnerup
2000	29-5	15-1 (1st)	NCAA Sweet Sixteen
2001	35-4	13-3 (t1st)	NCAA Champion
2002	31-4	13-3 (2nd)	NCAA Sweet Sixteen
2003	26-7	11-5 (3rd)	NCAA Sweet Sixteen
2004	31-6	13-3 (1st)	NCAA Final Four
2005	27-6	11-5 (3rd)	NCAA Sweet Sixteen
2006	32-4	14-2 (1st)	NCAA Sweet Sixteen
2007	22-11	8-8 (t6th)	NCAA Tournament
2008	28-6	13-3 (2nd)	NCAA Tournament
2009	30-7	11-5 (2nd)	NCAA Sweet Sixteen
2010	35-5	13-3 (t1st)	NCAA Champion
2011	32-5	13-3 (2nd)	NCAA Sweet Sixteen
2012	27-7	13-3 (2nd)	NCAA Tournament
2013	30-6	14-4 (2nd)	NCAA Elite Eight
2014	26-9	13-5 (3rd)	NCAA Tournament
2015	35-4	15-3 (2nd)	NCAA Champion
2016	25-11	11-7 (t5th)	NCAA Sweet Sixteen
2017	16-5	4-4	-

DUKE UNDER COACH K

	Overall	2016-17
Overall	986-267	16-5
At Home	499-63	10-1
On the Road	235-130	1-3
Neutral Site	252-74	5-1
ACC Games (regular season)	392-162	4-4
Home	223-55	3-1
Road	169-108	1-3
Non-Conference Teams	536-80	12-1
Home	276-8	6-0
Road	66-20	0-0
Neutral	193-52	5-1
Shoots 60% or better	81-4	1-0
Shoots 50% or better	510-32	7-0
Holds Opp. to Less than 50%	847-106	15-1
Holds Opp. to Less than 40%	394-12	8-0
Holds Opp. to Less than 30%	48-0	2-0
Outrebounds opponent	632-71	12-2
Overtime game	32-24	0-0
Double-overtime game	0-4	0-0
Triple-overtime games	1-0	0-0
Vs. ranked opponent	210-141	2-3
Vs. unranked opponent	777-126	14-2
In November	147-15	7-1
In December	196-28	5-1
In January	245-76	4-3
In February	220-73	0-0
In March	168-70	0-0
In April	9-5	0-0
Scores 59 points or less	19-24	0-0
Scores 60+ points	953-241	16-5
Scores 70+ points	857-162	15-4
Scores 80+ points	585-51	10-1
Scores 90+ points	298-9	7-0
Scores 100+ points	114-2	1-0

NCAA DIVISION I WINS LEADERS

Career Wins

Coach	Wins
1. ^ Mike Krzyzewski	1,059
2. Bob Knight	902
3. ^ Jim Boeheim	897
4. Dean Smith	879
5. Adolph Rupp	876

Career Wins at One School

Coach	School	Wins
1. ^ Mike Krzyzewski	Duke	986
2. ^ Jim Boeheim	Syracuse	897
3. Dean Smith	North Carolina	879
4. Adolph Rupp	Kentucky	876
5. Jim Phelan	Mount St. Mary's	830

Career ACC Wins (Regular Season & Tournament)


Coach	Schools	Wins
1. ^ Mike Krzyzewski	Duke	449
2. Dean Smith	North Carolina	422
3. Gary Williams	Maryland	210
4. ^ Roy Williams	North Carolina	183
5. Frank McGuire	UNC/South Carolina	160

NCAA Tournament Wins


Coach	Schools	Wins
1. ^ Mike Krzyzewski	Duke	90
2. ^ Roy Williams	Kansas/UNC	70
3. Dean Smith	North Carolina	65
4. ^ Jim Boeheim	Syracuse	53
^ Rick Pitino	Four schools	53

^ - active coach; games through Jan. 28

2016-17 TV / Radio Roster



Jayson Tatum
F • FR-HS • 6-8 • 205
St. Louis, Mo.



Harry Giles
F • FR-HS • 6-10 • 220
Winston-Salem, N.C.



Chase Jeter
F/C • SO-1L • 6-10 • 230
Las Vegas, Nev.




Grayson Allen
G • JR-2L • 6-5 • 202
Jacksonville, Fla.



Luke Kennard
G • SO-1L • 6-5 • 202
Franklin, Ohio



Javin DeLaurier
F • FR-HS • 6-10 • 220
Shipman, Va.




Matt Jones
G • SR-3L • 6-5 • 204
DeSoto, Texas



Frank Jackson
G • FR-HS • 6-3 • 205
Alpine, Utah




Marques Bolden
C • FR-HS • 6-11 • 245
DeSoto, Texas



Amile Jefferson
F • GR-4L • 6-9 • 224
Philadelphia, Pa.



Antonio Vrankovic
C • SO-1L • 7-0 • 261
Delray Beach, Fla.



Sean Obi
F • JR-2L • 6-9 • 25
Kaduna, Nigeria



Jack White
F • FR-HS • 6-5 • 195
Traralgon, Victoria, Australia



Nick Pagliuca
G • SR-3L • 6-3 • 195
Weston, Mass.



Justin Robinson
F • R-FR-1L • 6-8 • 194
San Antonio, Texas



Brennan Besser
G • SO-1L • 6-5 • 188
Chicago, Ill.

2016-17 Duke Basketball Charts

Overall Record: 16-5 (Home: 10-1; Road: 1-3; Neutral: 5-1)

ACC Record: 4-4 (Home: 3-1; Road: 1-3)

Date	Opponent	Result	Duke High Scorer	Opponent High Scorer	Duke High Rebounder	Opponent High Rebounder	Duke High Assists	Att.
N11	> [1/-] MARIST	W, 94-49	Jackson (18)	Hart (13)	Vrankovic (10)	Lamb (5)	Jackson (4)	9,314 #
N12	> [1/-] GRAND CANYON	W, 96-61	Allen (25)	Carr (18)	Allen (10)	two players (5)	Kennard (6)	9,314 #
N15	+ [1/7] vs. Kansas	L, 75-77	Kennard (22)	Mason (21)	Kennard (5)	Azubuikwe (12)	Kennard (5)	19,812#
N19	& [1/-] vs. Penn State	W, 78-68	Jackson (17)	Carr (20)	Jefferson (15)	four players (6)	Allen (4)	9,323#
N20	& [1/21] vs. Rhode Island	W, 75-65	Kennard (24)	Terrell (22)	Jefferson (15)	two players (6)	Allen (3)	9,323#
N23	[6/-] WILLIAM & MARY	W, 88-67	Jackson (19)	two players (13)	Jefferson (10)	two players (5)	two players (6)	9,314#
N26	[6/-] APPALACHIAN STATE	W, 93-58	Allen (21)	Robinson (12)	Kennard (9)	two players (5)	Jefferson (5)	9,314#
N29	\$ [5/-] MICHIGAN STATE	W, 78-69	Allen (24)	Harris (14)	Jefferson (13)	Bridges (9)	two players (4)	9,314#
D3	[5/-] MAINE	W, 94-55	Kennard (35)	Er (20)	Jefferson (9)	Fleming (6)	two players (4)	9,314#
D6	! [5/21] vs. Florida	W, 84-74	Kennard (29)	Allen (21)	Jefferson (15)	Egbunu (12)	Allen (8)	15,294
D10	* [5/-] vs. UNLV	W, 94-45	Allen (34)	Poyser (16)	Jefferson (12)	two players (5)	Jefferson (5)	19,107#
D19	[5/-] TENNESSEE STATE	W, 65-55	Kennard (24)	two players (14)	Jefferson (18)	Hamilton (8)	two players (3)	9,314#
D21	[5/-] vs. Elon	W, 72-61	Kennard (21)	Dawkins (18)	Tatum (8)	Dawkins (9)	Tatum (3)	9,733
D31	[5/-] at Virginia Tech	L, 75-89	Kennard (34)	Bibbs (18)	Jefferson (12)	LeDay (7)	Jefferson (3)	9,567#
J4	[8/-] GEORGIA TECH	W, 110-57	Tatum (19)	three players (11)	Giles (12)	Lammers (8)	Allen (7)	9,314#
J7	[8/-] BOSTON COLLEGE	W, 93-82	Tatum (22)	Robinson (21)	Tatum (6)	Jeffers (12)	Allen (11)	9,314#
J10	[7/9] at Florida State	L, 72-88	Kennard (23)	Rathan-Mayes (21)	Two players (6)	Mann (7)	Allen (5)	11,675#
J14	[7/14] at Louisville	L, 69-78	Allen (23)	Mahmoud (17)	Allen (9)	Mahmoud (11)	two players (3)	22,686#
J21	[18/-] MIAMI	W, 70-58	Tatum (14)	Reed (19)	Jefferson (12)	Murphy (15)	Jackson (4)	9,314#
J23	[17/-] NC STATE	L, 82-84	Kennard (20)	Smith, Jr. (32)	Tatum (9)	Kapita (10)	Kennard (4)	9,314#
J28	[17/-] at Wake Forest	W, 85-83	Kennard (34)	Crawford (26)	Allen (6)	Collins (8)	Jones (6)	14,681#

Home games in BOLDFACE CAPS

* - indicates Atlantic Coast Conference game

[] - denotes Duke/opponent AP ranking at time of game

- denotes sellout crowd

> - Basketball Hall of Fame Tip-Off (Durham, N.C.)

+ - State Farm Champions Classic (New York, N.Y.)

& - Basketball Hall of Fame Tip-Off (Uncasville, Conn.)

\$ - ACC/Big Ten Challenge

! - Jimmy V Classic (New York, N.Y.)

* - Neon Hoops Showcase (Las Vegas, Nev.)

2016-17 ATTENDANCE FIGURES

Site	Games	Total	Average
Home	11	102,454	9,314
Away	4	58,609	14,652
Neutral	6	82,592	13,765
Totals	21	243,655	11,603

DUKE BY THE NUMBERS

Seasons of Men's Basketball	112th
Total Games	2,972
ACC Championships	19 (last in 2011)
NCAA Tournament Appearances	40 (last in 2016)
NIT Appearances	5
20-Win Seasons	51
30-Win Seasons	14
Duke all-time record	2,103-869
Duke all-time ACC record (regular season only)	615-309
Overtime Games	125 (68-57)
Duke 100-Point Games	185 (180-5)
Consecutive games with at least one three-point FG	968*
Consecutive games with at least five three-point FG	23
Consecutive games holding opponents under .500 shooting	1
Consecutive games holding opponents under 100 points	289
Consecutive games scoring at least 70 points	3

* - Duke record

Team Highs/Lows

		DUKE	OPPONENT
Points 1st Half	High Low	61 vs. Georgia Tech (1/4/17) 25 vs. Miami (1/21/17)	47 by Virginia Tech (12/31/16) 23 by Tennessee State (12/19/16)
Points 2nd Half	High Low	53 at Wake Forest (1/28/17) 35 at Florida State (1/10/17)	48, 2x, last by Boston College (1/7/17) 19 by UNLV (12/10/16)
Total Points	High Low	110 vs. Georgia Tech (1/4/17) 65 vs. Tennessee State (12/19/16)	89 by Virginia Tech (12/31/16) 45 by UNLV (12/10/16)
FG Made	High Low	39 vs. Georgia Tech (1/4/17) 19 vs. Tennessee State (12/19/16)	35 by Florida State (1/10/17) 15 by Marist (11/11/16)
FG Attempted	High Low	70 vs. Georgia Tech (1/4/17) 47, 2x, last at Louisville (1/14/17)	69 by Maine (12/3/16) 51 by Tennessee State (12/19/16)
FG Percentage	High Low	.600 [33-of-55] vs. Maine (12/3/16) .365 [23-of-63] vs. Elon (12/21/16)	.552 [32-of-58] by Virginia Tech (12/31/16) .231 [15-of-65] by Marist (11/11/16)
3-Pt. FG Made	High Low	16 vs. Georgia Tech (1/4/17) 5, 4x, last vs. Miami (1/21/17)	9, 2x, last by Maine (12/3/16) 2, 3x, last by Georgia Tech (1/4/17)
3-Pt. FG Att.	High Low	31, 2x, last at Wake Forest (1/28/17) 12 at Louisville (1/14/17)	30 by Maine (12/3/16) 11, 2x, last by Florida (12/6/16)
3-Pt. FG Pct.	High Low	.516 [16-of-31] vs. Georgia Tech (1/4/17) .250 [5-of-20] vs. Elon (12/21/16)	.615 [8-of-13] by Virginia Tech (12/31/16) .118 [2-of-17] by Kansas (11/15/16)
FT Made	High Low	26 vs. Marist (11/11/16) 10 vs. UNLV (12/10/16)	25 by Wake Forest (1/28/17) 4 by Maine (12/3/16)
FT Attempted	High Low	37 vs. Marist (11/11/16) 14, 2x, last vs. UNLV (12/10/16)	32 by Wake Forest (1/28/17) 6 by Maine (12/3/16)
FT Percentage	High Low	.929 [13-of-14] vs. Florida (12/6/16) .550 [11-of-20] vs. Michigan State (11/29/16)	.842 [16-of-19] by Marist (11/11/16) .467 [7-of-15] by Miami (1/21/17)
Off. Rebounds	High Low	18 vs. Virginia Tech (12/31/16) 4 vs. Boston College (1/7/17)	14, 3x, last by Florida State (1/10/17) 4, 2x, last by Tennessee State (12/19/16)
Def. Rebounds	High Low	40 vs. Marist (11/11/16) 20 at Florida State (1/10/17)	31, 2x, last by Elon (12/21/16) 10 by Maine (12/3/16)
Total Rebounds	High Low	56 vs. Marist (11/11/16) 27 vs. Boston College (1/7/17)	42 by Elon (12/21/16) 22 by Maine (12/3/16)
Assists	High Low	24 vs. Georgia Tech (1/4/17) 7 vs. Elon (12/21/16)	18 by Virginia Tech (12/31/16) 6 by UNLV (12/10/16)
Blocked Shots	High Low	8, 3x, last vs. Elon (12/21/16) 0 vs. Rhode Island (11/20/16)	8 by Florida (12/6/16) 0, 3x, last by Maine (12/3/16)
Steals	High Low	14 vs. Grand Canyon (11/12/16) 2 at Wake Forest (1/28/17)	7, 4x, last by Louisville (1/14/17) 2, 2x, last by Elon (12/21/16)
Turnovers	High Low	18 at Louisville (1/14/17) 4 vs. Elon (12/21/16)	21, 3x, last by Boston College (1/7/17) 6 by Maine (12/3/16)
Personal Fouls	High Low	30 at Wake Forest (1/28/17) 9 vs. Maine (12/3/16)	26, 2x, last by Kansas (11/15/16) 16, 2x, last by Georgia Tech (1/4/17)

Individual Game Highs

	DUKE	OPPONENT
Points	35, Luke Kennard vs. Maine (12/3/16)	32 by Dennis Smith, Jr., NC State (1/23/17)
FG Made	12, Grayson Allen vs. UNLV (12/10/16)	10 by Dennis Smith, Jr., NC State (1/23/17)
FG Attempted	22, Jayson Tatum vs. Elon (12/21/16)	19 by Tony Carr, Penn State (11/19/16)
3-Pt. FG Made	6, 2x, last Luke Kennard at Wake Forest (1/28/17)	5 by Davon Reed, Miami (1/21/17)
3-Pt. FG Attempted	12, Grayson Allen vs. Grand Canyon (11/12/16)	8, 4x, last by Davon Reed, Miami (1/21/17)
FT Made	9, 6x, last Grayson Allen at Louisville (1/14/17)	15 by Bryant Crawford, Wake Forest (1/28/17)
FT Attempted	12, Grayson Allen at Louisville (1/14/17)	15 by Dennis Smith, Jr., NC State (1/23/17)
Rebounds	18, Amile Jefferson vs. Tennessee State (12/19/16)	15, 2x, last by Bryant Crawford, Wake Forest (1/28/17)
Offensive Rebounds	7, 3x, last Harry Giles vs. Georgia Tech (1/4/17)	7, 2x, last by Kamari Murphy, Miami (1/21/17)
Defensive Rebounds	11, 3x, last Amile Jefferson vs. Miami (1/21/17)	8, 3x, last by Kamari Murphy, Miami (1/21/17)
Assists	11, Grayson Allen vs. Boston College (1/7/17)	8 by Shaq Carr, Grand Canyon (11/12/16)
Turnovers	7, Amile Jefferson vs. Kansas (11/15/16)	8 by Shaq Carr, Grand Canyon (11/12/16)
Blocked Shots	5, Amile Jefferson vs. Grand Canyon (11/12/16)	7 by Hassan Martin, Rhode Island (11/20/16)
Steals	5, Matt Jones vs. Elon (12/21/16)	3, 4x, last by Davon Reed, Miami (1/21/17)
Minutes	40, 7x, last Luke Kennard at Florida State (1/10/17)	40, 2x, last by Davon Reed, Miami (1/21/17)

Duke Player Season / Career Highs

2016-17		CAREER	2016-17		CAREER
0 - Jayson Tatum					
Pts	22, 2x, last vs. Boston College (1/7/17)	same	Pts	8 vs. Miami (1/21/17)	same
Rebs	9, 2x, last vs. NC State (1/23/17)	same	Rebs	5 vs. Maine (12/3/16)	same
Asts	4 vs. Georgia Tech (1/4/17)	same	Asts	1 vs. Tennessee State (12/19/16)	same
Blks	4 vs. Elon (12/21/16)	same	Blks	1, 2x, last vs. Georgia Tech (1/4/17)	same
Stls	4, 2x, last vs. Boston College (1/7/17)	same	Stls	1, 2x, last vs. NC State (1/23/17)	same
Mins	38, 2x, last at Florida State (1/10/17)	same	Mins	23 vs. Miami (1/21/17)	same
1 - Harry Giles					
Pts	12 vs. Boston College (1/7/17)	same	Pts	24 vs. Florida (12/6/16)	same
Rebs	12 vs. Georgia Tech (1/4/17)	same	Rebs	18 vs. Tennessee State (12/19/16)	same
Asts	1, 4x, last at Louisville (1/14/17)	same	Asts	5, 2x, last vs. UNLV (12/10/16)	8 vs. Indiana (12/2/15)
Blks	2 at Louisville (1/14/17)	same	Blks	5 vs. Grand Canyon (11/12/16)	6 vs. North Carolina (2/18/15)
Stls	1, 2x, last at Louisville (1/14/17)	same	Stls	3 vs. Grand Canyon (11/12/16)	3, 4x; last vs. Grand Canyon (11/12/16)
Mins	19 at Louisville (1/14/17)	same	Mins	39 vs. Florida (12/6/16)	same
2 - Chase Jeter					
Pts	11 vs. Marist (11/11/16)	same	Pts	8, 2x, last vs. Maine (12/3/16)	same
Rebs	8 vs. Marist (11/11/16)	same	Rebs	10 vs. Marist (11/11/16)	same
Asts	2 vs. Rhode Island (11/20/16)	2, 2x, last vs. Rhode Island (11/20/16)	Asts	2 vs. Maine (12/3/16)	same
Blks	3, 2x, last vs. Kansas (11/15/16)	same	Blks	2 vs. William & Mary (11/23/16)	same
Stls	3 vs. Grand Canyon (11/12/16)	same	Stls	-	1 vs. Bryant (11/14/15)
Mins	26 vs. Kansas (11/15/16)	same	Mins	19, 2x, last vs. Appalachian State (11/26/16)	same
3 - Grayson Allen					
Pts	34 vs. UNLV (12/10/16)	same	Pts	-	25 vs. South Alabama (12/7/13)^
Rebs	10 vs. Grand Canyon (11/12/16)	11 vs. Buffalo (12/5/15)	Rebs	-	19 vs. South Alabama (12/7/13)^
Asts	11 vs. Boston College (1/7/17)	same	Asts	-	2, 6x, last vs. Louisiana Tech (2/5/14)^
Blks	1 vs. Marist (11/11/16)	2 vs. NC State (3/12/15)	Blks	-	2, 6x, last vs. Old Dominion (2/20/14)^
Stls	3, 2x, last vs. Boston College (1/7/17)	5 vs. Wake Forest (3/1/16)	Stls	-	2 vs. Northwood (12/19/13)^
Mins	39 vs. Rhode Island (11/20/16)	44 vs. Notre Dame (3/10/16)	Mins	-	41 vs. South Alabama (12/7/13)^
5 - Luke Kennard					
Pts	35 vs. Maine (12/3/16)	same	Pts	5 vs. Marist (11/11/16)	same
Rebs	9 vs. Marist (11/11/16)	11 vs. Oregon (3/24/16)	Rebs	4 vs. Maine (12/3/16)	same
Asts	6, 2x, last vs. William & Mary (11/23/16)	same	Asts	1 vs. Appalachian State (11/26/16)	same
Blks	1, 6x, last vs. Miami (1/21/17)	1, 12x; last vs. Miami (1/21/17)	Blks	1, 2x, last vs. Maine (12/3/16)	same
Stls	3 vs. UNLV (12/10/16)	3, 4x; last vs. UNLV (12/10/16)	Stls	1 vs. UNLV (12/10/16)	same
Mins	40, 4x, last at Florida State (1/10/17)	same	Mins	15 vs. Appalachian State (11/26/16)	same
12 - Javin DeLaurier					
Pts	6 vs. Marist (11/11/16)	same	Pts	-	3 vs. Fairfield (11/15/14)
Rebs	8 vs. Marist (11/11/16)	same	Rebs	-	2, 2x; last vs. Utah State (11/29/15)
Asts	1 vs. Grand Canyon (11/12/16)	same	Asts	1, 2x, last vs. Georgia Tech (1/4/17)	1, 3x, last vs. Georgia Tech (1/4/17)
Blks	2 vs. Appalachian State (11/26/16)	same	Blks	-	-
Stls	2 vs. Maine (12/3/16)	same	Stls	-	1 vs. Yale (11/25/15)
Mins	17, 2x, last vs. Maine (12/3/16)	same	Mins	3 vs. Georgia Tech (1/4/17)	5 vs. Presbyterian (11/14/14)
13 - Matt Jones					
Pts	15 vs. Penn State (11/19/16)	23 vs. Indiana (12/2/15)	Pts	1 vs. Marist (11/11/16)	same
Rebs	6, 2x, last vs. Elon (12/21/16)	6, 6x; last vs. Elon (12/21/16)	Rebs	1 vs. Marist (11/11/16)	same
Asts	6 at Wake Forest (1/28/17)	7 vs. Syracuse (1/18/16)	Asts	-	-
Blks	1, 2x, last vs. Elon (12/21/16)	2 vs. Georgia Southern (12/15/15)	Blks	-	-
Stls	5 vs. Elon (12/21/16)	same	Stls	-	-
Mins	40, 3x, last vs. Michigan State (11/29/16)	45 vs. Utah (12/19/15)	Mins	5 vs. Marist (11/11/16)	same
15 - Frank Jackson					
Pts	21 vs. Grand Canyon (11/12/16)	same	Pts	-	-
Rebs	6 at Florida State (1/10/17)	same	Rebs	-	-
Asts	4, 4x, last at Wake Forest (1/28/17)	same	Asts	-	-
Blks	-	-	Blks	-	-
Stls	4 vs. Marist (11/11/16)	same	Stls	-	-
Mins	35 vs. Penn State (11/19/16)	same	Mins	2 vs. Marist (11/11/16)	same
20 - Marques Bolden					
21 - Amile Jefferson					
30 - Antonio Vrankovic					
34 - Sean Obi (^ - at Rice)					
41 - Jack White					
45 - Nick Pagliuca					
50 - Justin Robinson					
53 - Brennan Besser					

The Last Time It Happened ...

TEAM

Duke Was Ranked (AP Poll)

No. 1	Nov. 14, 2016
Top 5 (2-5)	Dec. 26, 2016
Top 10 (6-10)	Jan. 9, 2017
Top 25 (11-25)	Jan. 23, 2017

Duke Played a Ranked Opponent (AP Poll)

No. 1	vs. Syracuse on Feb. 22, 2014
Top 5	vs. No. 5 Oregon on March 24, 2016
Top 10	at No. 9 Florida State on Jan. 10, 2017
Top 25	at No. 14 Louisville on Jan. 14, 2017

Duke Defeated a Ranked Opponent (AP Poll)

No. 1	vs. Syracuse (66-60) on Feb. 22, 2014
Top 5	vs. No. 5 North Carolina (74-73) on Feb. 17, 2016
Top 10	vs. No. 7 Virginia (63-62) on Feb. 13, 2016
Top 25	vs. No. 21 Florida (84-74) on Dec. 6, 2016

Duke Lost To a Ranked Opponent (AP Poll)

No. 1	vs. North Carolina (68-76) on March 8, 2008
Top 5	vs. No. 5 Oregon (68-82) on March 24, 2016
Top 10	at No. 9 Florida State (72-88) on Jan. 10, 2017
Top 25	at No. 14 Louisville (69-78) on Jan. 14, 2017

Duke Faced No. 1 (AP Poll)

Home	vs. Syracuse (W, 66-60) on Feb. 22, 2014
Road	vs. North Carolina (L, 83-69) on March 7, 1993
Neutral	vs. Arizona (W, 95-87) on Nov. 26, 1997

100 Points by a Team

By Duke	110 vs. Georgia Tech (1/4/17)
By Opponent	101 by North Carolina (2/11/09)

40+ Point Win

By Duke	110-57 vs. Georgia Tech (1/4/17)
By Opponent	109-66 by Virginia (3/11/83)

30-39 Point Win

By Duke	94-55 vs. Maine (12/3/16)
By Opponent	103-73 by UNLV (4/2/90)

Overtime Game

Duke Win	91-86 vs. Virginia Tech (2/25/15)
Duke Loss	84-79 vs. Notre Dame (3/10/16)

Double Overtime Game

Duke Win	66-63 vs. Virginia Tech (12/1/69)
Duke Loss	94-80 at Wake Forest (2/13/03)

Triple Overtime Game

Duke Win	73-72 vs. Clemson (2/24/82)
Duke Loss	70-68 at Virginia (2/25/58)

Won The Game In The Final Seconds

By Duke	Luke Kennard 3FG at 6.6 seconds Duke defeated Wake Forest, 85-83 (1/28/17)
By Opponent	Frank Mason jumper at 1.8 seconds Kansas defeated Duke, 77-75 (11/15/16)

5+ Players in Double-Digit Scoring

By Duke	vs. Boston College (1/7/17)
By Opponent	by Virginia Tech (12/31/16)

Made 40-49 Field Goals

By Duke	40 vs. Fairfield (11/15/14)
By Opponent	42 by Florida State (2/4/06)

Made 50+ Field Goals

By Duke	50 vs. Mercer (12/21/97)
By Opponent	Never

Made Fewer Than 20 Field Goals

By Duke	19 vs. Tennessee State (12/19/16)
By Opponent	16 by UNLV (12/10/16)

Had 70-79 Field Goal Attempts

By Duke	70 vs. Georgia Tech (1/4/17)
By Opponent	73 by North Carolina (3/5/16)

Had 80-89 Field Goal Attempts

By Duke	84 vs. Portland (11/25/01)
By Opponent	83 by North Carolina (2/18/15)

Had 90-99 Field Goal Attempts

By Duke	90 vs. Wake Forest (12/18/70)
By Opponent	91 by William & Mary (12/3/73)

Had 100+ Field Goal Attempts

By Duke	102 vs. N.C. State (3/5/55)
By Opponent	100 by N.C. State (2/20/74)

Had Fewer Than 30 Field Goal Attempts

By Duke	23 vs. North Carolina (2/24/79)
By Opponent	29 by North Carolina (3/8/02)

Shot Over 60 Percent From The Field

By Duke	.600 (33-of-55) vs. Maine (12/3/16)
By Opponent	.648 (35-of-54) by Vermont (11/24/13)

Shot Over 70 Percent From The Field

By Duke	.704 (38-of-54) vs. Davidson (11/8/13)
By Opponent	.700 (7-of-10) by Wake Forest (2/7/10)

Shot Less Than 30 Percent From The Field

By Duke	.299 (23-of-77) vs. Utah (12/19/15)
By Opponent	.296 (16-of-54) by UNLV (12/10/16)

Made 10+ Three-Point Field Goals

By Duke	14 at Wake Forest (1/28/17)
By Opponent	10 by Oregon (3/24/16)

Made 15+ Three-Point Field Goals

By Duke	16 vs. Georgia Tech (1/4/17)
By Opponent	16 by Wake Forest (3/10/95)

Made 0 Three-Point Field Goals

By Duke	0-4 vs. Hawai'i (12/30/89)
By Opponent	0-8 by Tennessee (11/21/11)

Had 30+ Three-Point Field Goal Attempts

By Duke	31 at Wake Forest (1/28/17)
By Opponent	30 by Maine (12/3/16)

Shot Over 60 Percent From The 3-Point Line

By Duke	.625 (10-of-16) vs. North Carolina (2/18/15)
By Opponent	.615 (8-of-13) by Virginia Tech (12/31/16)

Shot Over 70 Percent From The 3-Point Line

By Duke	.706 (12-of-17) vs. Virginia Tech (2/21/13)
By Opponent	.727 (8-of-11) by Georgia Tech (2/4/15)

Shot Over 80 Percent From The 3-Point Line

By Duke	.800 (8-of-10) vs. Minnesota (11/22/12)
By Opponent	.800 (12-of-15) by N. Carolina (3/5/83)

Shot Less Than 20 Percent From 3-Point Line

By Duke	.176 (3-of-17) vs. Notre Dame (3/13/15)
By Opponent	.143 (2-of-14) by Georgia Tech (1/4/17)

Made 30-39 Free Throws

By Duke	31 vs. UNCW (3/17/16)
By Opponent	32 by Florida State (3/1/06)

Made 40+ Free Throws

By Duke	40 vs. Southern Illinois (11/20/08)
By Opponent	42 by Wake Forest (12/20/68)

Made 5 Or Fewer Free Throws

By Duke	2 vs. Clemson (1/13/16)
By Opponent	5 by Elon (12/21/16)

Had 40-49 Free Throw Attempts

By Duke	43 vs. UNCW (3/17/16)
By Opponent	40 by Florida State (3/1/06)

Had 50+ Free Throw Attempts

By Duke	54 vs. Fairfield (11/14/98)
By Opponent	51 by Arizona (2/24/91)

Shot Over 90 Percent From The Foul Line

By Duke	.929 (13-of-14) vs. Florida (12/6/16)
By Opponent	.923 (12-of-13) by Clemson (1/13/16)

Shot 100 Percent From The Foul Line

By Duke	2-of-2 vs. San Diego State (3/22/15)
By Opponent	13-of-13 by North Carolina (3/7/15)

Had 50-59 Rebounds

By Duke	56 vs. Marist (11/11/16)
By Opponent	56 by Utah (12/19/15)

Had 60+ Rebounds

By Duke	61 vs. William & Mary (12/2/72)
By Opponent	64 by North Carolina (3/5/16)

Five Players Fouled Out

By Duke	vs. Wake Forest (2/17/08)
By Opponent	by Maryland (2/10/90)

Had 20-29 Assists

By Duke	20 vs. Boston College (1/7/17)
By Opponent	22 by Oregon (3/24/16)

Had 30+ Assists

By Duke	30 vs. Presbyterian (11/14/14)
By Opponent	30 by Maryland (2/10/90)

Had 10+ Blocked Shots

By Duke	10 vs. Boston College (1/3/15)
By Opponent	10 by NC State (11/11/15)

Had 15+ Steals

By Duke	16 vs. Loyola [Md] (12/31/08)
By Opponent	15 by Oregon (11/27/10)

Had 20+ Turnovers

By Duke	21 vs. Michigan State (11/15/11)
By Opponent	21 by Boston College (1/7/17)

Had 30+ Turnovers

By Duke	33 vs. Maryland (2/9/91)
By Opponent	31 by Eastern Kentucky (11/25/07)

Committed 10 Or Fewer Turnovers

By Duke	10 vs. Miami (1/21/17)
By Opponent	9 by Wake Forest (1/28/17)

The Last Time It Happened ...

INDIVIDUAL

30-39 Points by a Player

By Duke 34, Luke Kennard at Wake Forest (1/28/17)
By Opp. 32, Dennis Smith, Jr., NC State (1/23/17)

40+ Points by a Player

By Duke 40, J.J. Redick vs. Virginia (1/28/06)
By Opp. 40, Bootsy Thornton, St. John's (1/24/99)

Two Players Scored 20 or More Points

By Duke Luke Kennard (23)
& Jayson Tatum (21) at Florida State (1/10/17)
By Opp. Bryant Crawford (26) &
John Collins (20), Wake Forest (1/28/17)

Three Players Scored 20-29 Points

By Duke Luke Kennard (29), Amile Jefferson (24) &
Jayson Tatum (22) vs. Florida (12/6/16)
By Opp. Bonzie Colson (31), Demetrius Jackson (24) &
Steve Vasturia (22), Notre Dame (1/16/16)

Four Players Scored 20-29 Points

By Duke Jabari Parker (22), Rodney Hood (22),
Quinn Cook (21) & Rasheed Sulaimon (20)
vs. Davidson (11/8/13)
By Opp. n/a

Two Players Scored 30 Or More Points

By Duke Gerald Henderson (35) & Jon Scheyer (30)
vs. Wake Forest (2/22/09)
By Opp. Brian Oliver (31) & Dennis Scott (31),
Georgia Tech (3/10/90)

10+ Field Goals Made by a Player

By Duke 11, Luke Kennard at Wake Forest (1/28/17)
By Opp. 10, Dennis Smith, Jr., NC State (1/23/17)

15+ Field Goals Made by a Player

By Duke 15, Christian Laettner vs. Ga. Tech (1/11/92)
By Opp. 17, Al Thornton, Florida State (2/4/06)

20-29 Field Goal Attempts by a Player

By Duke 22, Jayson Tatum vs. Elon (12/21/16)
By Opp. 22, Marcquise Reed, Robert Morris (3/20/15)

30+ Field Goal Attempts by a Player

By Duke 31, Bob Verga vs. Penn State (1/3/67)
By Opp. 32, Al Thornton, Florida State (2/4/06)

Player Shot 1.000 With 5+ Field Goal Attempts

By Duke 5-5, Amile Jefferson vs. William & Mary (11/23/16)
By Opp. 5-5, Chris Clarke, Virginia Tech (12/31/16)

Player Shot .800 With 10+ Field Goal Attempts

By Duke 9-10 (.900), Marshall Plumlee vs. UNCW (3/17/16)
By Opp. 9-11 (.818), Devin Thomas, Wake Forest (1/6/16)

Player Shot .900 With 10+ Field Goal Attempts

By Duke 9-10 (.900), Marshall Plumlee vs. UNCW (3/17/16)
By Opp. 9-10 (.900), Reggie Johnson, Miami (1/2/11)

5+ 3pt Field Goals Made by a Player

By Duke 6, Luke Kennard at Wake Forest (1/28/17)
By Opp. 5, Davon Reed, Miami (1/21/17)

10+ 3pt Field Goal Attempts by a Player

By Duke 11, Grayson Allen vs. Michigan State (11/29/16)
By Opp. 10, Denzel Ingram, UNCW (3/17/16)

Player Shot .800 With 5+ 3pt Field Goal Attempts

By Duke 6-6 (1.000), Luke Kennard at Wake Forest (1/28/17)
By Opp. 4-5 (.800), Marquis Wright, Siena (11/13/15)

10+ Free Throws Made by a Player

By Duke 15, Grayson Allen vs. UNCW (3/17/16)
By Opp. 15, Bryant Crawford, Wake Forest (1/28/17)

15+ Free Throws Made by a Player

By Duke 15, Grayson Allen vs. UNCW (3/17/16)
By Opp. 15, Bryant Crawford, Wake Forest (1/28/17)

10+ Free Throws Attempted by a Player

By Duke 10, Luke Kennard at Wake Forest (1/28/17)
By Opp. 15, Bryant Crawford, Wake Forest (1/28/17)

15+ Free Throws Attempted by a Player

By Duke 17, Grayson Allen vs. UNCW (3/17/16)
By Opp. 15, Bryant Crawford, Wake Forest (1/28/17)

Player Shot 1.000 With 10+ Free Throw Attempts

By Duke 12-of-12, Grayson Allen vs. NC State (2/6/16)
By Opp. 15-of-15, Bryant Crawford, Wake Forest (1/28/17)

10+ Rebounds by a Player

By Duke 12, Amile Jefferson vs. Miami (1/21/17)
By Opp. 10, Ted Kapita, NC State (1/23/17)

15+ Rebounds by a Player

By Duke 18, Amile Jefferson vs. Tennessee St. (12/19/16)
By Opp. 15, Kamari Murphy, Miami (1/21/17)

20+ Rebounds by a Player

By Duke 20, Jahliil Okafor vs. Elon (12/15/14)
By Opp. 22, Zach Auguste, Notre Dame (3/10/16)

Two Players with 10 or More Rebounds

By Duke Marshall Plumlee (17) & Brandon Ingram (11)
vs. Wake Forest (3/1/16)
By Opp. Zach Auguste (22) & Bonzie Colson (12),
Notre Dame (3/10/16)

5+ Offensive Rebounds by a Player

By Duke 7, Harry Giles vs. Georgia Tech (1/4/17)
By Opp. 7, Kamari Murphy, Miami (1/21/17)

10+ Defensive Rebounds by a Player

By Duke 11, Amile Jefferson vs. Miami (1/21/17)
By Opp. 14, Zach Auguste, Notre Dame (3/10/16)

10+ Assists by a Player

By Duke 11, Grayson Allen vs. Boston College (1/7/17)
By Opp. 11, Angel Rodriguez, Miami (1/25/16)

5+ Blocked Shots by a Player

By Duke 5, Amile Jefferson vs. Grand Canyon (11/12/16)
By Opp. 5, Rakeem Christmas, Syracuse (2/14/15)

5+ Steals by a Player

By Duke 5, Matt Jones vs. Elon (12/21/16)
By Opp. 5, Trevor Cooney, Syracuse (2/14/15)

Double-Double by a Player*

By Duke 12/11a, Grayson Allen vs. Boston College (1/7/17)
By Opp. 14/10, Ted Kapita, NC State (1/23/17)

20 - 20 Games (Points - Rebounds)

By Duke 25/20, Jahliil Okafor vs. Elon (12/15/14)
By Opp. 26/24, Sean May, North Carolina (3/6/05)

Triple-Double by a Player^

By Duke 19/11/10 blocks, Shelden Williams
vs. Maryland (1/11/06)
By Opp. 16/15/10 blocks, Tree Rollins
Clemson (2/23/77)

*Double-doubles are points and rebounds unless otherwise indicated

^Triple-doubles are points, rebounds, and assists unless indicated

Duke Miscellaneous Statistics

Games as Leading Scorer

Luke Kennard	10
Grayson Allen	5
Frank Jackson	3
Jayson Tatum	3

Games as Leading Rebounder

Amile Jefferson	10
Grayson Allen	3
Jayson Tatum	3
Luke Kennard	2
Harry Giles	1
Frank Jackson	1
Chase Jeter	1
Antonio Vrankovic	1

Games Leading in Assists

Grayson Allen	9
Luke Kennard	5
Amile Jefferson	4
Matt Jones	4
Frank Jackson	2
Jayson Tatum	2

Double-Figure Scoring Games

Luke Kennard	20
Grayson Allen	15
Amile Jefferson	14
Matt Jones	12
Jayson Tatum	12
Frank Jackson	11
Harry Giles	2
Chase Jeter	1

30+ Point Games

Luke Kennard	3
Grayson Allen	1

20+ Point Games

Luke Kennard	11
Grayson Allen	5
Jayson Tatum	3
Amile Jefferson	2
Frank Jackson	1

20+ Rebound Games

10+ Rebound Games

Amile Jefferson	9
Grayson Allen	1
Harry Giles	1
Antonio Vrankovic	1

Double-Doubles

Amile Jefferson	6
Grayson Allen	1
Harry Giles	1

10+ Assist Games

Grayson Allen	1
---------------	---

Dunks

Opponent	49
Duke	59

Amile Jefferson	10
Grayson Allen	8
Harry Giles	8
Javin DeLaurier	6
Chase Jeter	6
Jayson Tatum	5
Marques Bolden	4
Antonio Vrankovic	4
Frank Jackson	3
Matt Jones	3
Luke Kennard	2
Jack White	1

Charges Drawn

Opponent	14
Duke	25

Grayson Allen	8
Chase Jeter	5
Matt Jones	5
Amile Jefferson	2
Luke Kennard	2
Marques Bolden	1
Harry Giles	1
Jayson Tatum	1
Antonio Vrankovic	1

Technical Fouls

Opponent	5
Duke	3

Forced Five-Second Calls

Opponent	0
Duke	1

Frank Jackson

Frank Jackson	1
---------------	---

Four-Point Plays

Opponent	0
Duke	2

Grayson Allen

Grayson Allen	1
Frank Jackson	1

Three-Point Plays

Opponent	28
Duke	32

Amile Jefferson

Amile Jefferson	10
Luke Kennard	10
Grayson Allen	6
Jayson Tatum	4
Frank Jackson	1
Matt Jones	1

Luke Kennard

Luke Kennard	10
Grayson Allen	6
Jayson Tatum	4
Frank Jackson	1
Matt Jones	1

Jump Balls Controlled

Opponent	11
Duke	10

Amile Jefferson

Amile Jefferson	5
Harry Giles	4
Chase Jeter	1

Harry Giles

Harry Giles	4
Chase Jeter	1

Chase Jeter

Chase Jeter	7
Marques Bolden	6
Frank Jackson	6
Jayson Tatum	2
Grayson Allen	1
Javin DeLaurier	1
Harry Giles	1
Matt Jones	1
Luke Kennard	1
Antonio Vrankovic	1

Marques Bolden

Marques Bolden	6
Frank Jackson	6
Jayson Tatum	2
Grayson Allen	1
Javin DeLaurier	1
Harry Giles	1
Matt Jones	1
Luke Kennard	1
Antonio Vrankovic	1

Frank Jackson

Frank Jackson	6
Jayson Tatum	2
Grayson Allen	1
Javin DeLaurier	1
Harry Giles	1
Matt Jones	1
Luke Kennard	1
Antonio Vrankovic	1

Jayson Tatum

Jayson Tatum	2
Grayson Allen	1
Javin DeLaurier	1
Harry Giles	1
Matt Jones	1
Luke Kennard	1
Antonio Vrankovic	1

Antonio Vrankovic

Antonio Vrankovic	1
-------------------	---

Harry Giles

Harry Giles	1
-------------	---

Matt Jones

Matt Jones	1
------------	---

Luke Kennard

Luke Kennard	1
--------------	---

Antonio Vrankovic

Antonio Vrankovic	1
-------------------	---

Chase Jeter

Chase Jeter	7
-------------	---

Marques Bolden

Marques Bolden	6
----------------	---

Frank Jackson

Frank Jackson	6
---------------	---

Jayson Tatum

Jayson Tatum	2
--------------	---

Grayson Allen

Grayson Allen	1
---------------	---

Javin DeLaurier

Javin DeLaurier	1
-----------------	---

Harry Giles

Harry Giles	1
-------------	---

Matt Jones

Matt Jones	1
------------	---

Luke Kennard

Luke Kennard	1
--------------	---

Antonio Vrankovic

Antonio Vrankovic	1
-------------------	---

DUKE'S 2016-17 RECORD WHEN ...

Plays at home	10-1
Plays on the road	1-3
Plays at neutral site	5-1
Record vs. the ACC (regular season)	4-4
Record against non-conference	12-1
Wins the game before	11-4
Loses the game before	4-1
Leads at half	12-2
Trails at half	3-3
Tied at half	1-0
Plays an overtime game	0-0
Shoots 50% or better	7-0
Shoots less than 50%	9-5
Opp. shoots 50% or less	15-1
Shoots better than opp.	13-0
Shoots worse than opp.	3-5
Has more FTs made than opp.	14-3
Has equal FTs made	0-0
Has less FTs made than opp.	2-2
Outrebounds opp.	12-2
Is outrebounded	4-2
Has equal rebounds	0-1
Has more TOs than opp.	2-5
Has equal or less TOs than opp.	14-0
Scores more/equal bench pts.	11-1
Scores less bench pts.	5-4
Plays a ranked opp.	2-3
Makes 5+ 3-Pt. shots	16-5
No Duke player fouls out	13-3
1+ Duke player fouls out	3-2
Has 20+ assists	3-0
Wears white uniforms	13-1
Wears blue uniforms	0-2
Wears black uniforms	3-2
Plays in tournaments	4-0
Plays on television	16-5
Plays in November	7-1
Plays in December	5-1
Plays in January	4-3
Plays in February	0-0
Plays in March	0-0
Plays in April	0-0
Plays during the day	6-2
Plays at night	10-3
Plays on Sunday	1-0
Plays on Monday	1-1
Plays on Tuesday	2-2
Plays on Wednesday	3-0
Plays on Thursday	0-0
Plays on Friday	1-0
Plays on Saturday	8-2
Margin is 5 pts. or less	1-2
Margin is between 6-10	7-1
Margin is between 11-20	1-2
Margin is more than 20	7-0
Has a 20-pt. scorer	11-5
Has a 30-pt. scorer	3-1
Scores 59 points or less	0-0
Scores 60+ points	16-5
Scores 70+ points	15-4
Scores 80+ points	10-1
Scores 90+ points	7-0
Scores 100+ points	1-0

Duke Basketball in the Polls

The Duke basketball program has held a prominent spot in the national basketball scene since the beginning of the post-World War II era. The final national rankings are just one measuring stick in which the Blue Devils are among the elite in the history of the sport.

In the Coach K era, which began in 1980-81, Duke has finished in the Associated Press top 25 a total of 30 seasons, including seven times as the No. 1 team in the nation. With consecutive AP number one finishes from 1999-2002, Duke became the first school in college basketball history to be ranked at the top of the final AP poll for four straight years.

- Duke has been ranked No. 1 at some point in the season in 20 of the past 32 years (AP & USA Today polls).
- Mike Krzyzewski** has spent more weeks ranked in the top 25 (574 weeks), top 10 (496) and No. 1 (111) than any other active coach (AP poll only).
- Duke has been ranked No. 1 in 98 weeks since 1990, the most by any school in the nation. The next closest school is North Carolina at 54 weeks during the same time period.
- Duke has been No. 1 111 weeks (223 games, 194-29) in the AP poll since 1986.
- Of the 1,253 games coached at Duke by Mike Krzyzewski, 1,108 of them have come as a ranked team (88.4 percent). Duke's record as a ranked team since 1981 is 905-203 (.817).
- Under Coach K, Duke has played more games as a No. 1 team (223) than it has as an unranked team (145).
- The Blue Devils were ranked in the top 25 of the AP poll in 380 consecutive games (Nov. 20, 1996-Feb. 11, 2007).
- Duke has been ranked No. 1 in the nation 129 weeks overall, the second-highest figure in NCAA history behind only UCLA (134).
- Duke finished in the top 10 for 10 consecutive seasons from 1997-2006 - second all-time behind UCLA (13 straight years - 1967-79).
- Duke's 1991-92 team is one of only 12 schools in college basketball history to be ranked No. 1 for the entire season.
- Duke has been ranked in 384 of the last 387 AP polls. The Blue Devils have been ranked in the top 10 for 344 weeks in that span.

NO. 1. BLUE DEVILS

- Duke has been ranked No. 1 in the AP Poll in 17 different seasons under **Mike Krzyzewski**.

Seasons Ranked No. 1

Mike Krzyzewski	17
John Wooden	12
Roy Williams	12
Dean Smith	10

FINAL NO. 1 RANKINGS

- Since 1986, Duke has claimed the No. 1 ranking in the final AP poll seven times. The Blue Devils finished the season ranked No. 1 in the AP poll for four consecutive seasons (1999-2002), an unprecedented feat in college basketball history.

End Of Season No. 1 Rankings

Duke	7
North Carolina	3
UNLV	2
Kansas	2
Ohio State	2
Kentucky	2

COACH K AT NO. 1

- Mike Krzyzewski** has coached in 223 games with his Blue Devils as the nation's No. 1 team (AP poll only), compiling a 194-29 (.870) record. Coach K's 223 games at No. 1 rank second all-time in NCAA history, as do his 194 victories:

Coach	No. of Games as No. 1 Team	Record (Pct.)
John Wooden	228	217-11 (.952)
Mike Krzyzewski	223	194-29 (.869)
Dean Smith	134	113-21 (.843)
Adolph Rupp	118	100-18 (.847)

Since the 1997-98 season, Duke has been ranked No. 1 in the Associated Press poll 74 weeks, 35 more than the next closest team. The Blue Devils reached the top ranking in seven consecutive seasons from 1998-2004, becoming just the second program in NCAA history to accomplish that feat. UCLA holds the record with 12 consecutive seasons being ranked No. 1 at some point (1964-75). Duke finished the season ranked No. 1 in the AP poll for four consecutive seasons (1999-2002), an unprecedented feat in college basketball history.

No. 1 Rankings Since 1997-98

Team	Seasons Ranked No. 1	Total Weeks Ranked No. 1
Duke	12	74
North Carolina	7	39
Kentucky	7	35
Connecticut	5	27
Arizona	4	26
Kansas	6	26
Stanford	3	16
Illinois	1	15
Florida	4	14
Cincinnati	1	12
Indiana	1	10
Syracuse	3	10
Villanova	2	10
Michigan State	3	9
Ohio State	2	9
UCLA	1	6
Memphis	1	5
Gonzaga	1	3
Oklahoma	1	3
Pittsburgh	1	3
Wake Forest	2	3
Louisville	2	2
Alabama	1	2
Texas	1	2
St. Joseph's	1	1
Wisconsin	1	1
Tennessee	1	1
Michigan	1	1
Baylor	1	1

Charting Duke in the Polls (AP Only)

Total Polls Ranked	766
Top 10 Rankings	636
Longest Consecutive Polls Ranked	200 ¹
Current Streak	17

Years Ranked

Total Years	56
Consecutive Years	34
Current Streak	34

Final Poll

Total Polls	45
Top 10	35
High Rank	1 (seven times)

No. 1 Ranking

Total Rankings	129
Most No. 1 Weeks in Succession	18

Weeks Ranked By Ranking

First Ranked: Dec. 11, 1951 (No. 12)

Last Ranked: Jan. 23, 2017 (No. 17)

Rank	Weeks
No. 1	129
No. 2	75
No. 3	71
No. 4	48
No. 5	58
No. 6	70
No. 7	54
No. 8	56
No. 9	36
No. 10	39
No. 11	17
No. 12	13
No. 13	15
No. 14	14
No. 15	13
No. 16	12
No. 17	14
No. 18	10
No. 19	10
No. 20	7
No. 21	2
No. 22	-
No. 23	1
No. 24	1
No. 25	-

¹ - Duke was ranked in the top 25 of 200 consecutive AP polls from 1997 through 2007, the second-longest streak in college basketball history.

All-Time Consecutive AP Polls Ranked

Team	Consecutive AP Polls Ranked
UCLA	221 (1966-80)
Duke	200 (1996-07)
North Carolina	172 (1990-00)
North Carolina	171 (1972-82)
Duke	167 (2007-16)
Marquette	166 (1969-79)
Kentucky	164 (1990-99)
Kansas	154 (2008-present)
Kansas	145 (1991-99)
Duke	143 (1986-95)

DUKE IN THE RANKINGS

Date	AP	Coaches
Preseason	1	1
Week 2	1	1
Week 3	6	3
Week 4	5	4
Week 5	5	4
Week 6	5	4
Week 7	5	4
Week 8	5	5
Week 9	8	8
Week 10	7	7
Week 11	18	18
Week 12	17	17

ALL-TIME RECORD - RANKED

Rk	W-L	Pct.
1	218-34	.865
2	121-20	.858
3	115-23	.833
4	81-15	.844
5	87-27	.763
6	118-31	.792
7	84-26	.764
8	78-18	.813
9	53-16	.768
10	39-13	.750
11	20-9	.690
12	18-6	.750
13	28-4	.875
14	17-4	.810
15	20-6	.769
16	11-10	.523
17	18-11	.621
18	10-4	.714
19	9-9	.500
20	10-2	.833
21	2-1	.667
22	0-0	-
23	2-0	1.000
24	0-1	.000
25	0-0	-
Total	1,158-290	.800

ALL-TIME RECORD - VS. RANKED

Rk	W-L	Pct.
1	9-21	.300
2	16-27	.372
3	14-22	.371
4	11-19	.367
5	12-20	.375
6	16-9	.640
7	17-16	.515
8	9-18	.333
9	14-15	.483
10	10-7	.588
11	15-13	.536
12	12-5	.706
13	17-10	.630
14	19-9	.679
15	13-8	.619
16	9-6	.600
17	11-10	.524
18	11-9	.550
19	13-7	.650
20	10-10	.500
21	8-1	.889
22	7-3	.700
23	10-2	.833
24	6-2	.750
25	2-1	.667
Total	290-271	.517

(AP poll only)

NO. 1 RANKINGS SINCE 1990

• Duke has been ranked No. 1 a total of 98 weeks since 1990, 44 more weeks than the next closest school.

Weeks Ranked No. 1 (since 1990)

Team	Weeks
Duke	98
North Carolina	54
Kansas	51
Kentucky	40
Connecticut	29
Arizona	26
UNLV	18
Stanford	16
Cincinnati	15
Illinois	15
Arkansas	11

ACC SCHOOLS AT NO. 1

• Duke has earned 129 AP No. 1 rankings all-time. The Blue Devils' 129 top rankings are 19 more than the next closest ACC school.

Weeks Ranked No. 1 (ACC schools only)

Team	Weeks
Duke	129
North Carolina	110
NC State	13
Virginia	12
Syracuse	3
Wake Forest	3
Georgia Tech	1
Boston College	0
Clemson	0
Florida State	0
Louisville	0
Miami	0
Notre Dame	0
Pittsburgh	0
Virginia Tech	0

Rankings include only those since schools joined ACC

CONSECUTIVE AP POLLS RANKED

• Duke was ranked in the top 25 of 200 consecutive AP polls from 1996 through 2007, the second-longest streak in college basketball history.

• The Blue Devils' string of 167 straight weeks ranked, stretching from 2007-2016, was snapped Feb. 1, 2016. Duke owns three of the top-10 streaks in NCAA history.

All-Time Consecutive AP Polls Ranked

Team	Consecutive AP Polls Ranked
1. UCLA	221 (1966-80)
2. Duke	200 (1996-07)
3. North Carolina	172 (1990-00)
4. North Carolina	171 (1972-82)
5. Duke	167 (2007-16)
6. Marquette	166 (1969-79)
7. Kentucky	164 (1990-99)
8. Kansas	154 (2008-present)
9. Kansas	145 (1991-99)
10. Duke	143 (1986-95)

CONSECUTIVE SEASONS AT NO. 1

• Duke was ranked No. 1 in the AP poll for seven straight seasons from 1998-2004, the second longest stretch in NCAA history.

Most Consecutive Seasons Ranked No. 1

Team	Consecutive Seasons	Years
UCLA	12	1964-75
Duke	7	1998-04
Kansas	5	1994-97
Duke	3	1992-94
North Carolina	3	1986-88
North Carolina	3	1982-84
North Carolina	3	1957-59

AP TOP 10 RANKING STREAK

• Duke was ranked in the top 10 of the AP Poll an ACC-record 122 consecutive weeks prior to falling to No. 16 in the Jan. 6, 2014, poll.

• The last time prior to the Jan. 6 poll that Duke was not ranked in the top 10 was Nov. 19, 2007.

Consecutive Weeks Ranked in the AP Top 10 - ACC

Team	Weeks	Span
Duke	122	11/26/07 - 1/6/14
Duke	75	12/26/61 - 12/6/66
Duke	69	1/22/91 - 12/26/94
Maryland	68	11/25/72 - 3/2/76
Duke	67	12/20/99 - 3/3/03

Consecutive Weeks Ranked in the AP Top 10 - NCAA

Team	Weeks	Span
UCLA	155	11/15/66 - 1/20/76
Duke	122	11/26/07 - 1/6/14
Kentucky	91	3/14/94 - 2/15/99
Kansas	76	11/21/94 - 12/7/98
Duke	75	12/26/61 - 12/6/66
Duke	69	1/22/91 - 12/26/94
Maryland	68	11/25/72 - 3/2/76
Duke	67	12/20/99 - 3/3/03
Marquette	66	2/17/70 - 2/26/74
North Carolina	62	3/6/06 - 11/16/09
North Carolina	62	2/26/85 - 1/10/89

2016-17 Box Scores

[18/18] Duke 70, Miami 58 Game 19 • Jan. 21, 2017 • Durham, N.C.

Miami	FG	3FG	FT	REB	PF	TP	A	TO	B	S	Min
Huell f	3-5	0-0	1-3	3-0-3	3	7	0	3	0	0	26
Murphy f	2-7	0-0	0-1	7-8-15	2	4	1	3	21	0	27
Newton g	5-13	0-1	3-6	0-3-3	3	13	1	4	0	1	33
Reed g	6-13	5-8	2-2	0-4-4	2	19	1	4	0	3	40-
Brown g	6-10	2-3	1-1	0-5-5	2	15	6	1	1	2	38
Robinson	0-0	0-0	0-0	0-0-0	0	0	0	0	0	0	0+
Lawrence	0-3	0-2	0-0	0-0-0	4	0	0	0	0	0	14
Vasijevic	0-2	0-2	0-0	0-1-1	1	0	0	1	0	0	8
Izundu	0-2	0-0	0-2	1-1-2	1	0	1	1	0	0	14
Stowell	0-0	0-0	0-0	0-0-0	0	0	0	0	0	0	0+
				1-2-3							
Totals	22-55	7-16	7-15	12-24-36	18	58	10	18	3	6	200
Pct.	40.0	43.8	46.7	DR: 2.1							

FGS (1st half: 14-32 43.8%, 2nd half: 8-23 34.8%)
 3FGS (1st half: 6-12 50.0%, 2nd half: 1-4 25.0%)
 FTS (1st half: 2-8 25.0%, 2nd half: 5-7 71.4%)

Duke	FG	3FG	FT	REB	PF	TP	A	TO	B	S	Min
Tatum f	4-9	1-4	5-6	0-3-3	5	14	1	3	1	0	25
Giles f	1-2	0-0	0-0	1-2-3	3	2	0	0	0	0	8
Jefferson f	1-4	0-0	3-6	1-11-12	1	5	1	1	0	2	34
Allen g	2-9	0-3	3-4	0-2-2	1	7	2	2	0	2	28
Kennard g	3-8	1-3	4-4	1-4-5	3	11	1	1	1	0	29
Jones	5-7	3-5	0-0	0-2-2	2	13	0	2	0	3	29
Jackson	4-7	0-1	2-3	0-1-1	3	10	4	0	0	2	24
Bolden	4-6	0-0	0-0	3-1-4	1	8	0	1	0	0	23
				1-1-2							
Totals	24-52	5-16	17-23	7-27-34	19	70	9	10	2	9	200
Pct.	46.2	31.3	73.9	DR: 2							

FGS (1st half: 8-28 28.6%, 2nd half: 16-24 66.7%)
 3FGS (1st half: 0-8 0.0%, 2nd half: 5-8 62.5%)
 FTS (1st half: 9-12 75.0%, 2nd half: 8-11 72.7%)

Officials: Les Jones, Brian Dorsey, Tim Clougherty
 Attendance: 9,314 • Technical Fouls: Miami-None. Duke-None.

Score by Periods	1st	2nd	Total
Miami	36	22	58
Duke	25	45	70

[17/17] Duke 82, NC State 84 Game 20 • Jan. 23, 2017 • Durham, N.C.

NC State	FG	3FG	FT	REB	PF	TP	A	TO	B	S	Min
Abu f	8-12	0-0	3-4	2-7-9	2	19	2	1	0	1	36
Rowan f	2-7	2-6	3-4	0-4-4	4	9	1	1	0	0	30
Yurtseven c	0-2	0-0	0-0	0-1-1	4	0	0	0	0	0	12
Henderson g	1-5	0-3	4-5	1-1-2	2	6	0	1	1	0	32
Smith g	10-18	4-6	8-15	0-4-4	1	32	6	3	0	2	33
Dorn	1-2	0-1	0-0	0-2-2	0	2	0	1	0	1	11
Hicks	0-0	0-0	0-0	0-0-0	0	0	0	0	0	0	3
Johnson	1-4	0-0	0-0	1-0-1	1	2	0	1	0	1	21
Anya	0-0	0-0	0-0	0-0-0	0	0	0	0	0	0	3
Kapita	6-7	0-0	2-2	3-7-10	5	14	0	1	0	0	19
				0-2-2							
Totals	29-57	6-16	20-30	7-28-35	19	84	9	10	1	5	200
Pct.	50.9	37.5	66.7	DR: 3							

FGS (1st half: 13-28 46.4%, 2nd half: 16-29 55.2%)
 3FGS (1st half: 3-8 37.5%, 2nd half: 3-8 37.5%)
 FTS (1st half: 9-10 90.0%, 2nd half: 11-20 55.0%)

Duke	FG	3FG	FT	REB	PF	TP	A	TO	B	S	Min
Tatum f	7-14	1-4	1-2	1-8-9	3	16	3	2	2	1	31
Jefferson f	2-4	0-0	1-2	3-2-5	1	5	2	0	1	1	28
Bolden c	1-4	0-0	0-0	2-1-3	3	2	0	0	0	1	18
Jones g	4-11	3-8	0-0	1-2-3	4	11	3	1	0	2	34
Jackson g	3-4	1-2	0-0	1-3-4	2	7	2	3	0	0	22
Giles	4-5	0-0	0-2	1-6-7	2	8	0	1	1	0	14
Allen	4-13	1-9	4-5	0-1-1	1	13	2	2	0	0	26
Kennard	5-9	2-5	8-10	1-4-5	5	20	4	2	0	2	27
DeLaurier	0-0	0-0	0-0	0-0-0	1	0	0	0	0	0	0+
				0-1-1							
Totals	30-64	8-28	14-21	10-28-38	22	82	16	11	4	7	200
Pct.	46.9	28.6	66.7	DR: 3							

FGS (1st half: 17-30 56.7%, 2nd half: 13-34 38.2%)
 3FGS (1st half: 6-14 42.9%, 2nd half: 2-14 14.3%)
 FTS (1st half: 4-9 44.4%, 2nd half: 10-12 83.3%)

Officials: Mike Eades, Pat Driscoll, Doug Shows
 Attendance: 9,314 • Technical Fouls: NC State-Kapita. Duke-None.

Score by Periods	1st	2nd	Total
NC State	38	46	84
Duke	44	38	82

[17/17] Duke 85, Wake Forest 83 Game 21 • Jan. 28, 2017 • Winston-Salem, N.C.

Duke	FG	3FG	FT	REB	PF	TP	A	TO	B	S	Min
Tatum f	2-6	1-3	3-4	1-4-5	5	8	1	3	1	1	21
Jefferson f	2-2	0-0	0-0	1-2-3	4	4	0	1	0	0	20
Allen g	5-13	5-11	4-4	3-3-6	4	19	3	4	0	1	33
Kennard g	11-14	6-6	6-10	0-4-4	2	34	4	3	0	0	33
Jones g	1-10	1-8	0-0	1-2-3	3	3	6	3	0	0	39
Giles	3-5	0-0	0-0	3-2-5	4	6	0	1	1	0	18
Jackson	3-7	1-3	2-2	1-3-4	2	9	4	0	0	0	24
Bolden	0-0	0-0	0-0	0-0-0	2	0	0	0	0	0	3
Vrankovic	1-1	0-0	0-0	0-0-0	4	2	0	0	0	0	6
White	0-0	0-0	0-0	0-0-0	0	0	0	0	0	0	3
				2-4-6							
Totals	28-58	14-31	15-20	12-24-36	30	85	18	15	2	2	200
Pct.	48.3	45.2	75.0	DR: 3							

FGS (1st half: 11-31 35.5%, 2nd half: 17-27 63.0%)
 3FGS (1st half: 5-15 33.3%, 2nd half: 9-16 56.3%)
 FTS (1st half: 5-7 71.4%, 2nd half: 10-13 76.9%)

Wake Forest	FG	3FG	FT	REB	PF	TP	A	TO	B	S	Min
Collins f	7-10	0-0	6-9	5-3-8	4	20	0	2	1	0	22
Arians f	2-6	2-5	1-2	3-4-7	2	7	0	0	0	1	22
Mitoglou f	2-4	0-1	0-0	1-3-4	2	4	0	0	0	0	20
Woods g	6-9	2-4	1-2	0-2-2	2	15	4	3	0	1	32
Crawford g	5-15	1-4	15-15	0-6-6	2	26	4	0	0	0	34
Childress	2-6	0-2	0-0	0-1-1	2	4	7	0	0	0	29
Moore	1-1	0-0	2-4	0-1-1	3	4	0	2	1	0	11
Wilbekin	1-4	1-4	0-0	0-0-0	3	3	1	0	0	1	26
McClinton	0-0	0-0	0-0	0-0-0	0	0	0	0	0	0	4
Japhet-Mathias	0-0	0-0	0-0	0-0-0	0	0	0	0	0	0	0+
				0-0-0							
Totals	26-55	6-20	25-32	9-20-29	20	83	16	9	2	3	200
Pct.	47.3	30.0	78.1	DR: 2							

FGS (1st half: 15-30 50.0%, 2nd half: 11-25 44.0%)
 3FGS (1st half: 3-10 30.0%, 2nd half: 3-10 30.0%)
 FTS (1st half: 9-13 69.2%, 2nd half: 16-19 84.2%)

Officials: Ted Valentine, Tim Nestor, Ray Styons
 Attendance: 14,681 • Technical Fouls: Wake Forest-Crawford. Duke-Allen.

Score by Periods	1st	2nd	Total
Duke	32	53	85
Wake Forest	42	41	83

THE STAT CREW SYSTEM
 Duke Combined Team Statistics (as of Jan 28, 2017)
 All games

RECORD:	OVERALL	HOME	AWAY	NEUTRAL
ALL GAMES	16-5	10-1	1-3	5-1
CONFERENCE	4-4	3-1	1-3	0-0
NON-CONFERENCE	12-1	7-0	0-0	5-1

##	Player	gp-gs	min	avg	Total		3-Point		F-Throw		Rebounds				pf	dq	a	to	blk	stl	pts	avg		
					fg-fga	fg%	3fg-fga	3fg%	ft-fa	ft%	off	def	tot	avg										
05	Luke Kennard	21-20	726	34.6	143-263	.544	52-111	.468	91-108	.843	24	90	114	5.4	44	1	54	35	7	19	429	20.4		
00	Jayson Tatum	13-11	381	29.3	68-159	.428	14-47	.298	56-67	.836	15	68	83	6.4	39	2	25	35	19	21	206	15.8		
03	Grayson Allen	19-18	588	30.9	83-212	.392	41-125	.328	83-104	.798	13	72	85	4.5	40	0	75	43	1	19	290	15.3		
21	Amile Jefferson	19-19	559	29.4	88-142	.620	0-0	.000	56-95	.589	47	134	181	9.5	40	1	37	33	28	17	232	12.2		
15	Frank Jackson	20-7	496	24.8	75-163	.460	27-73	.370	38-48	.792	17	31	48	2.4	53	0	35	24	0	12	215	10.8		
13	Matt Jones	21-18	710	33.8	66-165	.400	35-103	.340	8-12	.667	18	44	62	3.0	55	0	46	26	4	38	175	8.3		
01	Harry Giles	10-5	133	13.3	25-49	.510	0-0	.000	5-13	.385	21	29	50	5.0	27	1	4	7	5	2	55	5.5		
30	Antonio Vrankovic	9-0	93	10.3	12-18	.667	0-0	.000	7-11	.636	14	16	30	3.3	14	0	5	6	4	0	31	3.4		
02	Chase Jeter	16-6	238	14.9	13-26	.500	0-0	.000	15-27	.556	18	25	43	2.7	31	0	6	17	17	7	41	2.6		
41	Jack White	9-0	59	6.6	6-9	.667	1-2	.500	8-10	.800	2	11	13	1.4	4	0	1	4	2	1	21	2.3		
20	Marques Bolden	13-1	114	8.8	13-28	.464	0-0	.000	3-6	.500	12	8	20	1.5	19	0	1	9	2	2	29	2.2		
12	Javin DeLaurier	10-0	83	8.3	8-10	.800	0-1	.000	1-4	.250	8	15	23	2.3	20	0	1	8	4	3	17	1.7		
50	Justin Robinson	4-0	10	2.5	0-0	.000	0-0	.000	1-2	.500	0	1	1	0.3	0	0	0	0	0	0	1	0.3		
53	Brennan Besser	1-0	2	2.0	0-1	.000	0-1	.000	0-0	.000	0	0	0	0.0	1	0	0	0	0	0	0	0.0		
45	Nick Pagliuca	4-0	8	2.0	0-2	.000	0-2	.000	0-0	.000	0	0	0	0.0	0	0	2	0	0	0	0	0.0		
Team											25	26	51											
Total.....		21	4200	600-1247		.481	170-465	.366	372-507	.734	234	570	804	38.3	387	5	292	251	93	141	1742	83.0		
Opponents.....		21	4200	530-1247		.425	113-370	.305	250-375	.667	212	480	692	33.0	439	8	254	297	51	97	1423	67.8		

TEAM STATISTICS	DU	OPP	Date	Opponent	Score	Att.	
SCORING	1742	1423	11/11/16	MARIST	w 94-49	9314	
Points per game	83.0	67.8	11/12/16	GRAND CANYON	w 96-61	9314	
Scoring margin	+15.2	-	11/15/16	vs KANSAS	L 75-77	19812	
FIELD GOALS-ATT	600-1247	530-1247	11/19/16	vs PENN ST.	w 78-68	0	
Field goal pct	.481	.425	11/20/16	vs RHODE ISLAND	w 75-65	0	
3 POINT FG-ATT	170-465	113-370	11/23/16	WILLIAM & MARY	w 88-67	9314	
3-point FG pct	.366	.305	11/26/16	APPALACHIAN STATE	w 93-58	9314	
3-pt FG made per game	8.1	5.4	11/29/16	MICHIGAN STATE	w 78-69	9314	
FREE THROWS-ATT	372-507	250-375	12/3/16	MAINE	w 94-55	9314	
Free throw pct	.734	.667	12/6/16	vs FLORIDA	w 84-74	15294	
F-Throws made per game	17.7	11.9	12-10-16	vs UNLV	w 94-45	19107	
REBOUNDS	804	692	12/19/16	TENNESSEE STATE	w 65-55	9314	
Rebounds per game	38.3	33.0	12/21/16	vs Elon	w 72-61	9733	
Rebounding margin	+5.3	-	* 12/31/16	at Virginia Tech	L 75-89	9567	
ASSISTS	292	254	* 1/4/17	GEORGIA TECH	w 110-57	9314	
Assists per game	13.9	12.1	* 1/7/17	BOSTON COLLEGE	w 93-82	9314	
TURNOVERS	251	297	* 01/10/17	at Florida State	L 72-88	11675	
Turnovers per game	12.0	14.1	* 1/14/17	at LOUISVILLE	L 69-78	22686	
Turnover margin	+2.2	-	* 1/21/17	MIAMI	w 70-58	9314	
Assist/turnover ratio	1.2	0.9	* 1/23/17	NC STATE	L 82-84	9314	
STEALS	141	97	* 01/28/17	at Wake Forest	w 85-83	14681	
Steals per game	6.7	4.6					
BLOCKS	93	51	* - Conference game				
Blocks per game	4.4	2.4					
ATTENDANCE	102454	122555					
Home games-Avg/Game	11-9314	4-14652					
Neutral site-Avg/Game	-	6-10658					

Score by Periods	1st	2nd	Totals
Duke	843	899	1742
Opponents	684	739	1423

THE STAT CREW SYSTEM
Duke Combined Team Statistics (as of Jan 28, 2017)
Conference games

RECORD:	OVERALL	HOME	AWAY	NEUTRAL
ALL GAMES	4-4	3-1	1-3	0-0
CONFERENCE	4-4	3-1	1-3	0-0
NON-CONFERENCE	0-0	0-0	0-0	0-0

##	Player	gp-gs	min	avg	Total		3-Point		F-Throw		Rebounds				pf	dq	a	to	blk	stl	pts	avg		
					fg-fga	fg%	3fg-fga	3fg%	ft-fa	ft%	off	def	tot	avg										
05	Luke Kennard	8-7	260	32.5	52-88	.591	20-36	.556	40-50	.800	9	28	37	4.6	19	1	17	14	2	5	164	20.5		
00	Jayson Tatum	8-8	242	30.3	43-95	.453	10-32	.313	33-42	.786	8	37	45	5.6	29	2	14	25	9	13	129	16.1		
03	Grayson Allen	7-6	213	30.4	27-66	.409	12-39	.308	32-41	.780	6	23	29	4.1	14	0	33	23	0	7	98	14.0		
13	Matt Jones	8-5	267	33.4	28-65	.431	16-44	.364	1-2	.500	7	14	21	2.6	22	0	17	14	2	11	73	9.1		
15	Frank Jackson	8-2	174	21.8	23-55	.418	9-27	.333	13-18	.722	6	16	22	2.8	20	0	15	7	0	4	68	8.5		
21	Amile Jefferson	6-6	159	26.5	18-34	.529	0-0	.000	12-20	.600	10	31	41	6.8	11	0	11	7	3	4	48	8.0		
01	Harry Giles	8-5	123	15.4	25-46	.543	0-0	.000	4-11	.364	20	28	48	6.0	25	1	4	7	5	2	54	6.8		
20	Marques Bolden	8-1	78	9.8	7-17	.412	0-0	.000	2-4	.500	9	5	14	1.8	13	0	0	3	1	2	16	2.0		
41	Jack White	3-0	11	3.7	1-1	1.000	1-1	1.000	0-0	.000	1	1	2	0.7	2	0	0	0	0	0	3	1.0		
30	Antonio Vrankovic	2-0	13	6.5	1-1	1.000	0-0	.000	0-0	.000	1	2	3	1.5	5	0	1	2	0	0	2	1.0		
02	Chase Jeter	3-0	48	16.0	0-2	.000	0-0	.000	1-3	.333	4	5	9	3.0	6	0	0	3	4	1	1	0.3		
12	Javin DeLaurier	2-0	7	3.5	0-0	.000	0-0	.000	0-0	.000	0	0	0	0.0	3	0	0	1	1	0	0	0.0		
50	Justin Robinson	1-0	2	2.0	0-0	.000	0-0	.000	0-0	.000	0	0	0	0.0	0	0	0	0	0	0	0	0.0		
45	Nick Pagliuca	1-0	3	3.0	0-0	.000	0-0	.000	0-0	.000	0	0	0	0.0	0	0	1	0	0	0	0	0.0		
Team											4	12	16											
Total.....		8	1600		225-470	.479	68-179	.380	138-191	.723	85	202	287	35.9	169	4	113	107	27	49	656	82.0		
Opponents.....		8	1600		226-475	.476	44-126	.349	123-182	.676	83	187	270	33.8	160	1	106	105	18	40	619	77.4		

TEAM STATISTICS	DU	OPP	Date	Opponent	Score	Att.
SCORING	656	619	* 12/31/16	at Virginia Tech	L 75-89	9567
Points per game	82.0	77.4	* 1/4/17	GEORGIA TECH	w 110-57	9314
Scoring margin	+4.6	-	* 1/7/17	BOSTON COLLEGE	w 93-82	9314
FIELD GOALS-ATT	225-470	226-475	* 01/10/17	at Florida State	L 72-88	11675
Field goal pct	.479	.476	* 1/14/17	at LOUISVILLE	L 69-78	22686
3 POINT FG-ATT	68-179	44-126	* 1/21/17	MIAMI	w 70-58	9314
3-point FG pct	.380	.349	* 1/23/17	NC STATE	L 82-84	9314
3-pt FG made per game	8.5	5.5	* 01/28/17	at Wake Forest	w 85-83	14681
FREE THROWS-ATT	138-191	123-182	* - Conference game			
Free throw pct	.723	.676				
F-Throws made per game	17.3	15.4				
REBOUNDS	287	270				
Rebounds per game	35.9	33.8				
Rebounding margin	+2.1	-				
ASSISTS	113	106				
Assists per game	14.1	13.3				
TURNOVERS	107	105				
Turnovers per game	13.4	13.1				
Turnover margin	-0.2	-				
Assist/turnover ratio	1.1	1.0				
STEALS	49	40				
Steals per game	6.1	5.0				
BLOCKS	27	18				
Blocks per game	3.4	2.3				
ATTENDANCE	37256	58609				
Home games-Avg/Game	4-9314	4-14652				
Neutral site-Avg/Game	-	0-0				

Score by Periods	1st	2nd	Totals
Duke	313	343	656
Opponents	302	317	619