

NOTRE DAME[®]



2010 SUN BOWL MEDIA GUIDE

BRIAN KELLY

HONORS & RANKINGS

Schutt Sports 2008 NCAA Football Bowl Subdivision Coach of the Year



Schutt Sports 2001 NCAA Division II Coach of the Year



2002 and 2003 American Football Coaches Association NCAA Division II Coach of the Year



2007-09 Back-to-Back-to-Back BIG EAST Coach of the Year

2009 Football Bowl Subdivision Home Depot Coach of the Year



WINNINGEST ACTIVE NCAA FBS COACHES (BY PERCENTAGE)

(Minimum five completed years as FBS head coach; record at four-year colleges only)

Name, School	Years	W	L	T	Pct.
1. Urban Meyer, Florida	10	103	23	0	.817
2. Bob Stoops, Oklahoma	12	128	31	0	.805
3. Gary Patterson, TCU	11	97	28	0	.776
4. Jim Tressel, Ohio State	25	240	79	2	.751
5. Kyle Whittingham, Utah	6	57	19	0	.750
6. Joe Paterno, Penn State	45	401	134	3	.748
7. Mark Richt, Georgia	10	96	33	0	.744
8. Brian Kelly, Notre Dame	20	178	62	2	.740
9. Bobby Petrino, Arkansas	7	64	23	0	.736
10. Bronco Mendenhall, BYU	6	55	21	0	.724

WINNINGEST ACTIVE NCAA FBS COACHES (BY VICTORIES)

(Minimum five years as FBS head coach; record at four-year colleges only)

Name, School	Years	W	L	T	Pct.
1. Joe Paterno, Penn State	45	401	134	3	.748
2. Jim Tressel, Ohio State	25	240	79	2	.751
3. Frank Beamer, Virginia Tech	30	240	117	4	.670
4. Mack Brown, Texas	27	219	108	1	.669
5. Chris Ault, Nevada	26	218	97	1	.691
6. Steve Spurrier, South Carolina	21	186	72	2	.719
7. Brian Kelly, Notre Dame	20	178	62	2	.740
8. Dennis Erickson, Arizona State	22	173	89	1	.660
9. Mike Price, UTEP	29	169	166	0	.504
10. Howard Schnellenberger, Fla. Atlantic	26	157	140	3	.528

WINNINGEST ACTIVE NCAA FBS COACHES (SINCE 2007)

(Minimum five completed years as FBS head coach; record at four-year colleges only)

Name, School	W	L	Pct.
1. Chris Petersen, Boise State	47	5	.904
2. Gary Patterson, TCU	43	8	.843
2. Jim Tressel, Ohio State	43	8	.843
4. Kyle Whittingham, Utah	42	9	.824
5. Urban Meyer, Florida	42	11	.792
5. Nick Saban, Alabama	42	11	.792
7. Brian Kelly, Notre Dame	40	11	.784
7. Mack Brown, Texas	40	11	.784
9. Bob Stoops, Oklahoma	42	12	.778
10. Frank Beamer, Virginia Tech	41	12	.774

Records are through end of 2010 regular season



MEDIA INFORMATION

Table of Contents/Credits.....1
 Media Information.....2
 Notre Dame Athletics Media Relations3
 Game Facts.....4

GAME NOTES

Game Info/Countdown to Kickoff.....5
 Probable Starting Lineup.....6
 National Rankings.....7
 Team Notes7-16
 Starter Sheet8
 Irish Among National Leaders.....8
 Career Starts by Position9
 Notre Dame's Record When10
 Eye on Notre Dame Records Book11-25
 Defensive Notes17-25
 Offensive Notes.....26-35
 Money Plays.....26
 Milestone Games in 2010.....27
 Notre Dame By The Numbers28
 Special Teams Notes.....35-36
 Miscellaneous Notes.....37-38
 Depth Chart.....39
 Roster Information.....40-41
 Pronunciation Guide41
 Series History vs. Miami42-44
 Notre Dame vs. Miami Game Recaps from 1988-90.....45-47
 The Last Time48-50

THE FIGHTING IRISH

Alphabetical Student-Athlete Bios.....51-82

COACHES & STAFF

Head Coach Brian Kelly.....83-86
 Coordinators87-88
 Assistant Coaches89-96
 Support Staff.....97-100

2010 SEASON RECAP

Purdue.....101
 Michigan102
 Michigan State.....103
 Stanford.....104
 Boston College105
 Pittsburgh.....106
 Western Michigan.....107
 Navy108
 Tulsa109
 Utah.....110
 Army.....111
 USC.....112
 Game Results113
 Defensive Stats.....113
 Individual Stats114-115
 Team Stats.....115
 Game-by-Game Starters.....116
 Offensive Game-by-Game Stats.....117

Defensive Game-by-Game Stats.....118
 Passing Stats119
 Return Stats.....119
 Rushing Stats120
 Receiving Stats.....121
 Kicking/Punting Stats.....122
 Individual Defensive Stats123-26
 Individual Game Highs127
 Week-by-Week Leaders128
 Third and Fourth Down Efficiency.....129
 Drive Engineering130
 Red Zone Offense and Defense.....131
 Turnover Ratio.....132
 Turnover Breakdown.....133
 Irish Scoring Drives134
 Opponent Scoring Drives.....135
 20-Yard Passing Plays136
 10-Yard Rushing Plays137
 20- or 30-Yard Return Plays138

BOWL HISTORY

Bowl Summaries.....139-140
 Bowl Records141-142
 1925 Rose Bowl143
 1970 Cotton Bowl144
 1971 Cotton Bowl145
 1973 Orange Bowl146
 1973 Sugar Bowl147
 1975 Orange Bowl.....148
 1976 Gator Bowl.....149
 1978 Cotton Bowl150
 1979 Cotton Bowl151
 1981 Sugar Bowl152
 1983 Liberty Bowl153
 1984 Aloha Bowl154
 1988 Cotton Bowl155
 1989 Fiesta Bowl156
 1990 Orange Bowl.....157
 1991 Orange Bowl.....158
 1992 Sugar Bowl159
 1993 Cotton Bowl160
 1994 Cotton Bowl161
 1995 Fiesta Bowl162
 1996 Orange Bowl.....163
 1997 Independence Bowl164
 1999 Gator Bowl165
 2001 Fiesta Bowl166
 2003 Gator Bowl.....167
 2004 Insight Bowl168
 2006 Fiesta Bowl169
 2007 Sugar Bowl170
 2008 Hawaii Bowl171

THIS IS NOTRE DAME

University of Notre Dame172-73
 University Leadership174-75
 Notre Dame Tradition176-77
 Academic Excellence.....178-80

2010 NOTRE DAME SUN BOWL MEDIA GUIDE CREDITS

The 2010 Notre Dame Sun Bowl Media Guide is a copyright production of the University of Notre Dame Athletics Media Relations Department, Joyce Center, Notre Dame, IN 46556.

This publication was compiled, written and edited by director of football media relations Brian Hardin, assistant media relations director Michael Bertsch and senior associate athletics director John Heisler with assistance from student assistants Andrew Bartolini, Nick Bucholtz, Kevin Paczesny and Sarah Rodts.

Cover designs and page layout by Dave Scholtes of Ave Maria Press, Notre Dame, Ind.

Special thanks to Mike and Sue Bennett plus everyone at Lighthouse Imaging, Kevin Leahy, Bill Panzica, Joe Raymond, Marcus Snowden and Brian Spurlock for their photographic contributions. Thanks also to Chuck Cealka of Ave Maria Press.

Printing by Ave Maria Press, Notre Dame, Ind.

© University of Notre Dame, Athletics Media Relations Department, 2010. All rights reserved.



CREDENTIALS

Outlets that covered the participating teams on a season-long basis are eligible for credentials. All media attending the Hyundai Sun Bowl must apply for media and photo credentials through Hyundai Sun Bowl Media Relations Director Trenten Hilburn at trenten@sunbowl.org.

Media credentials are not mailed. They may be picked up from 9 am to 4 pm on Wednesday, Dec. 29 and Thursday, Dec. 30 at the media hotel headquarters located at the Hawthorn Inn & Suites. Credentials may also be picked up from 9 am until kickoff on gameday (Friday, Dec. 31) at the media will call gate at Sun Bowl Stadium press box parking lot (west side of stadium).

MEDIA RELATIONS REPRESENTATIVES

Notre Dame

Brian Hardin, Director of Football Media Relations
Cell: 574-532-4134 Email: bhardin2@nd.edu

Michael Bertsch, Assistant Media Relations Director
Cell: 574-532-4154 Email: mbertsc1@nd.edu

John Heisler, Senior Associate A.D. for Media/Broadcast Relations
Cell: 574-532-0293 Email: jheisler@nd.edu

Hyundai Sun Bowl

Trenten Hilburn, Media Relations Director
Cell: 915-490-6005 Email: trenten@sunbowl.org

Denise Mata, Media Relations Assistant
Cell: 915-820-2458 Email: dmata@sunbowl.org

NOTRE DAME TEAM HEADQUARTERS

Radisson Hotel El Paso Airport

1770 Airway Blvd.
El Paso, TX 79925
915-772-3333

MEDIA HEADQUARTERS

Hawthorn Inn & Suites

6789 Boeing Drive
El Paso, TX 79925
915-778-6789 or 800-527-1133

The hotel is conveniently located adjacent to the El Paso International Airport at the corner of Airway Blvd., and Boeing Drive. To reach it, exit straight out the airport grounds on Airway Blvd. Turn left at the first traffic light onto Boeing Drive (approximately 500 yards past the airport) and left again into the Hawthorn Inn & Suites parking lot.

Room rates are \$99 plus tax per night and will be reserved on a first-come, first-serve basis directly with the hotel. The Sun Bowl Media Rate must be mentioned.

Media Hospitality Room and Workroom

The Hawthorn Inn & Suites will have both a media hospitality room and a media workroom. Food and drink will be provided in the media hospitality room. Distribution of credentials will occur in the media workroom from 9 am to 4 pm on Wednesday, Dec. 29 and Thursday, Dec. 30.

GAME WEEK

Practices

Notre Dame's practices from Dec. 27-29 will occur at SAC Stadium. On Dec. 30, the team will have a walk-thru practice at Sun Bowl Stadium. Practice is closed to the public and media all week with the exception of the first 20 minutes of practice on Dec. 27 when media may attend for B-roll purposes.

To get to SAC Stadium from the media hotel, head west on Boeing Drive toward Airway Blvd. Turn left on Airway Blvd. and proceed for approximately one mile, following signs for I-10 East. Turn left onto Gateway Blvd. E. and merge onto I-10 East. Continue on I-10 East for 7.7 miles until Exit 34 (TX-375-LOOP/AMERICAS AVE./JOE BATTLE BLVD.). Merge onto Gateway Blvd. E. for 0.4 miles and merge onto Joe Battle Blvd. Travel for 1.7 miles and SAC Stadium will be on your right.

Interviews

Notre Dame student-athletes and assistant coaches will be available immediately following practice on Dec. 27 and Dec. 28 at SAC Stadium. To request a specific player or coach, please email Brian Hardin at least 24 hours before the proposed interview (bhardin2@nd.edu). Head coach Brian Kelly will be available on Dec. 26, 28 and 30 while coordinators Bob Diaco and Charley Molnar will be available on Dec. 29. See the media opportunities on the schedule below for details on time and locations.

SCHEDULE (All times local and subject to change)

19 Off	20 Practice 3:00 – 5:00 p.m. Closed	21 Practice 2:30 – 4:30 p.m. Requested players available after practice	22 Practice 10:15 a.m. – Noon Closed Players dismissed	23 Off	24 Off	25 Off Merry Christmas
26 Arrival in El Paso 11:00 a.m. Brian Kelly available at team hotel 11:30 a.m.	27 Practice 2:30 – 4:15 p.m. Media Viewing First 20 minutes Requested players available after practice	28 Brian Kelly available at media hotel 10:00 a.m. Practice 11:45 a.m. – 1:30 p.m. Requested players available after practice	29 Coordinators available at media hotel 10:00 a.m. Practice 2:45 – 4:30 p.m. Closed	30 Brian Kelly available at Convention Center 10:30 a.m. Practice 2:00 – 3:00 p.m. Closed	31 Hyundai Sun Bowl Noon Brian Kelly and requested players available postgame	



John Heisler, Senior Associate Athletic Director For Media and Broadcast Relations
 Work Phone: 574-631-7516; Home: 574-277-3523
 Cell: 574-532-0293
 e-mail: jheisler@nd.edu



Bernadette Cafarelli, Assistant Athletics Director/ Media Relations Director
 Work Phone: 574-631-8458; Home: 574-273-2390
 Cell: 574-532-0249
 e-mail: bcafarel@nd.edu



Brian Hardin, Director of Football Media Relations
 Work Phone: 574-631-9471
 Cell: 574-532-4134
 e-mail: bhardin2@nd.edu



Michael Bertsch, Assistant Media Relations Director
 Work Phone: 574-631-864
 Cell: 574-532-4154
 e-mail: mbertsch1@nd.edu



Sean Carroll, Assistant Media Relations Director
 Work Phone: 574-631-2664
 Cell: 574-340-2177
 e-mail: scarrol3@nd.edu



Tim Connor, Associate Media Relations Director
 Work Phone: 574-631-7519; Home: 574-273-1038
 Cell: 574-532-0274
 e-mail: tconnor@nd.edu



Alan George, Assistant Media Relations Director
 Work Phone: 574-631-3397
 Cell: 574-340-3977
 e-mail: ageorge2@nd.edu



Chris Masters, Associate Media Relations Director
 Work Phone: 574-631-8032; Home: 574-273-1728
 Cell: 574-532-4166
 e-mail: cmaster1@nd.edu



Robbin Cooley, Media Relations Assistant
 Work Phone: 574-631-4780
 Cell: 574-532-4151
 e-mail: rcooley@nd.edu



Brent Henningfeld, Media Relations Assistant
 Work Phone: 574-631-1762
 Cell: 574-286-0161
 e-mail: bhennin1@nd.edu



Susan McGonigal, Senior Administrative Assistant
 Work Phone: 574-631-6453
 e-mail: sreed@nd.edu



Carol Copley, Senior Staff Assistant
 Work Phone: 574-631-7517
 e-mail: ccopley1@nd.edu

**GAMEDAY
 Sun Bowl Stadium**

Sun Bowl Stadium is located on the campus of the University of Texas at El Paso at 2701 Sun Bowl Drive, El Paso, Texas 79902. All media related activities are conducted from the second floor of the stadium's press box.

Press Box

All seats are pre-wired with standard RJ-11 telephone jacks but none are active. Media requiring activation of telephone jacks at their assigned seats must make arrangements at their own expense directly with AT&T Special Events (888-890-5200) by Wednesday, Dec. 15. Any media related requests or concerns on gameday should be directed to Trenten Hilburn.

Each media seat will be stocked with an official game program and a roster flipcard as well as bowl guides from both teams and any other materials that should be distributed. A media center is contained within the media seating area. During and after the game, this center will provide quarter, halftime and final game statistics, as well as a copy and fax service.

A media hospitality area is located adjacent to the media seating. Lunch will be served from 11 a.m. until the end of the first quarter. Soft drinks will be available throughout the game.

Postgame Ceremonies

Immediately following the game, staging will be set up at the north 30-yard line from which all postgame ceremonies will be conducted. Awards will be presented to the Most Valuable Lineman, Most Valuable Special Teams Player and Most Valuable Player prior to the Championship Trophy presentation.

Postgame Interviews

Postgame interviews will be conducted at the south end of Sun Bowl Stadium. The head coach and a couple players will be escorted to the interview room. Losing coach and players will be interviewed first, immediately followed by winning coach and players.

**WEBSITES
 Notre Dame Athletics**

All Notre Dame football information is available to the media on the internet at UND.com. Game notes, depth chart, player biographies, transcripts to press conferences and conference calls plus much more can be found on the official website of University of Notre Dame athletics.

Hyundai Sun Bowl

The official Hyundai Sun Bowl website is sunbowl.org. Most information available in the Sun Bowl media guide is available on the website at the 'online media center.' Press releases are available on this page as well. The site contains general information about tickets, parking and Sun Bowl week events.



GAME FACTS

THE FIGHTING IRISH®

GENERAL INFORMATION

Location Notre Dame, Ind.
 Founded 1842
 Enrollment 11,731
 Nickname Fighting Irish
 Conference Independent
 Colors Blue and Gold
 Stadium Notre Dame Stadium
 Capacity 80,795
 Year Opened 1930
 Surface Grass
 President Rev. John I. Jenkins, C.S.C.
 Alma Mater (Year) Notre Dame ('76)
 Athletics Director Jack Swarbrick
 Alma Mater (Year) Notre Dame ('76)



HISTORY

First Year of Football 1887
 All-Time Record 844-295-42
 Bowl Appearances (including 2010) 30 (Last, 2008 Hawaii Bowl)
 Bowl Record 14-15

TEAM INFORMATION

Offensive Formation Spread
 Defensive Formation 3-4
 2010 Overall Record 7-5
 Home Record 4-3
 Road/Neutral Record 3-2

COACHING STAFF

Head Coach Brian Kelly (Assumption, '83)
 Record at Notre Dame (Year) 7-5 (First season)
 Record Overall (Year) 178-62-2 (20th season)
 Defensive Coordinator Bob Diaco (Iowa, '95)
 Offensive Coordinator Charley Molnar (Lock Haven, '84)
 Wide Receivers Tony Alford (Colorado State, '92)
 Outside Linebackers Kerry Cooks (Iowa, '00)
 Tight Ends Mike Denbrock (Grand Valley State, '87)
 Defensive Line/Special Teams Coordinator Mike Elston (Michigan, '98)
 Running Backs Tim Hinton (Wilmington, '82)
 Defensive Backs/Recruiting Coordinator Chuck Martin (Millikin, '90)
 Offensive Line Ed Warinner (Mount Union, '84)
 Graduate Assistant Jon Carpenter (Cincinnati, '08)
 Graduate Assistant Michael Painter (Bowling Green, '06)
 Director of Football Strength and Conditioning Paul Longo (Wayne State, '83)
 Director of Football Operations Chad Klunder (Wartburg, '95)
 Director of Football Personnel Tim McDonnell (Holy Cross, '05)
 Director of Football Development Dave Peloquin (Notre Dame, '03)
 Director of Football Administration Beth Rex (Cincinnati, '96)

2010 SCHEDULE AND RESULTS

Date	Opponent	Result
Sept. 4	Purdue	W, 23-12
Sept. 11	Michigan	L, 28-24
Sept. 18	at Michigan State	L, 34-31 (OT)
Sept. 25	#16 Stanford	L, 37-14
Oct. 2	at Boston College	W, 31-13
Oct. 9	Pittsburgh	W, 23-17
Oct. 16	Western Michigan	W, 44-20
Oct. 23	at Navy	L, 35-17
Oct. 30	Tulsa	L, 28-27
Nov. 13	#15 Utah	W, 28-3
Nov. 20	Army	W, 27-3
Nov. 27	at USC	W, 20-16

GENERAL INFORMATION

Location Coral Gables, Fla.
 Founded 1925
 Enrollment 14,905
 Nickname Hurricanes
 Conference Atlantic Coast Conference (ACC)
 Colors Orange, Green and White
 Stadium Sun Life Stadium
 Capacity 74,916
 Year Opened 1987
 Surface Grass
 President Dr. Donna E. Shalala
 Alma Mater (Year) Western College for Women ('62)
 Athletics Director Kirby Hocutt
 Alma Mater (Year) Kansas State ('95)



HISTORY

First Year of Football 1927
 All-Time Record 568-319-19
 Bowl Appearances (including 2010) 36 (Last, 2009 Champs Sports Bowl)
 Bowl Record 19-16

TEAM INFORMATION

Offensive Formation Pro Set
 Defensive Formation 4-3
 2010 Overall Record 7-5
 Home Record 3-3
 Road/Neutral Record 4-2

COACHING STAFF

Interim Head Coach Jeff Stoutland (Southern Connecticut State, '84)
 Record at Miami (Year) 0-0 (First game)
 Record Overall (Year) 0-0 (First game)
 Assistant Head Coach/Offensive Coordinator/Quarterbacks Mark Whipple (Brown, '79)
 Defensive Coordinator John Lovett (C.W. Post, '73)
 Tight Ends/Special Teams Coordinator Joe Pannunzio (Southern Colorado, '82)
 Wide Receivers/Recruiting Coordinator Aubrey Hill (Florida, '96)
 Linebackers Michael Barrow (Miami, '92)
 Running Backs Mike Cassano (New Hampshire, '94)
 Defensive Backs Wesley McGriff (Savannah State, '90)
 Defensive Line Rick Petri (Missouri-Rolla, '76)
 Graduate Assistant Boomer Philbrick (Arizona State, '04)
 Graduate Assistant Mark Reese (San Diego State, '97)
 Strength and Conditioning Coach Andreu Swasey (Baylor, '95)
 Director of Football Operations Corey Bell (South Carolina, '95)

2010 SCHEDULE AND RESULTS

Date	Opponent	Result
Sept. 2	Florida A&M	W, 45-0
Sept. 11	at #2 Ohio State	L, 36-24
Sept. 23	at Pittsburgh	W, 31-3
Oct. 2	at Clemson*	W, 30-21
Oct. 9	#23 Florida State*	L, 45-17
Oct. 16	at Duke*	W, 28-13
Oct. 23	North Carolina*	W, 33-10
Oct. 30	at Virginia*	L, 24-19
Nov. 6	Maryland*	W, 26-20
Nov. 13	at Georgia Tech*	W, 35-10
Nov. 20	#14 Virginia Tech	L, 31-17
Nov. 27	South Florida	L, 23-20



DATE

► Friday, Dec. 31, 2010

TIME

► 12:15 p.m. MT

SITE (CAPACITY)

► Sun Bowl Stadium (50,426); El Paso, Texas

TICKETS

► The Hyundai Sun Bowl sold out in 21 hours – the fastest sellout in the 77-year history of the Sun Bowl. Notre Dame has played before a sellout in 78 of its last 90 games away from the friendly confines of Notre Dame Stadium. In fact, the Irish have played in front of sellout crowds in 229 of their previous 264 games, including 104 of their last 116 dating back to the 2001 Tostitos Fiesta Bowl.

TELEVISION

► CBS national telecast with Verne Lundquist (play-by-play), Gary Danielson (analysis), Tracy Wolfson (sideline), Craig Silver (producer) and Steve Milton (director).

RADIO

► ISP Sports is the exclusive national rights-holder for Irish football radio broadcasts. ISP manages, produces and syndicates the Irish national football radio network. Notre Dame games will be broadcast by Don Criqui (play-by-play) and former Irish great Allen Pinkett (analysis). This broadcast can be heard live on SIRIUS Satellite Radio (channel 159) and XM Satellite Radio (channel 117).
► All Notre Dame home games may be heard in South Bend on Sunny 101.5 FM and NewsTalk 960 WSBT-AM.

WEB SITES

► Notre Dame (und.com); Miami (hurricanesports.com)

POLLS

► Neither Notre Dame nor Miami, are ranked in either the Associated Press or *USA Today* Coaches' poll.

REAL-TIME STATS

► Live in-game statistics will be provided through CBS College Sports Gametracker via und.com.

SERIES INFO

► The Irish and Hurricanes face off for the 24th time, with the two teams meeting for the first time since 1990. Notre Dame holds a 15-7-1 series lead – with the Irish winning eight of the nine meetings (8-1-0) in South Bend and the two teams splitting 13 contests (6-6-1) in Miami. Notre Dame also won an international matchup with a 40-15 victory over the Hurricanes in 1979 in Tokyo, Japan, in the Mirage Bowl (final regular-season game).
► Notre Dame is scheduled to play Miami in a regular-season game in 2012 (Oct. 6) at Soldier Field in Chicago. Then, the two teams will play a home-and-home series in 2016 (at Notre Dame) and 2017 (at Miami).

WHAT TO WATCH FOR

► Notre Dame enters its meeting with Miami, riding a three-game winning streak. The Irish could register their fourth consecutive victory, which would be the longest winning streak since 2006 when Notre Dame captured eight straight games.
► The Irish could close a season with four or more straight wins for the first time since 1992. Notre Dame closed the '92 season with seven consecutive victories.

IRISH BOWL HISTORY

► This year's appearance in the Hyundai Sun Bowl will be the 30th bowl appearance by the Irish, whose first bowl outing was in the 1925 Rose Bowl.

► Over the years, Notre Dame has fashioned an overall record of 14-15 in post-season play and has participated in 12 different bowl games. The Irish have never previously participated in the Sun Bowl.
► Notre Dame had lost nine straight bowl games until its record-setting 49-21 victory over Hawai'i in the 2008 Sheraton Hawai'i Bowl in Honolulu.
► Notre Dame will make its eighth bowl appearance in the state of Texas (seven previous Cotton Bowl appearances and a 5-2 mark in those Dallas contests).
► This marks Notre Dame's fifth bowl game against a current member of the ACC – after a 19-18 win over Boston College in the 1983 Liberty Bowl, followed by losses to Florida State in the 1996 Orange Bowl (31-26) and losses to Georgia Tech (35-28) and North Carolina State (28-6) in the 1999 and 2003 Gator Bowls.
► After winning 13 of its first 19 bowl appearances, Notre Dame lost its next nine post-season games.
► Notre Dame made its first bowl appearance in 1924 when Knute Rockne took his famed Four Horsemen backfield across the country to meet Stanford in the Rose Bowl.
► Due to University regulations, the Irish did not appear in a bowl game again until the 1970 Cotton Bowl.
► Notre Dame has appeared in 12 different bowl games over the years: Rose (1924), Cotton (1970, 1971, 1978, 1979, 1988, 1993 and 1994), Orange (1973, 1975, 1990, 1991, 1996), Sugar (1973, 1980, 1991, 2007), Gator (1976, 1999, 2003), Liberty (1983), Aloha (1984), Fiesta (1989, 1995, 2001, 2006), Independence (1997), Insight (2004), Hawai'i (2008) and Sun (2010).
► Some of the most memorable moments in Notre Dame history have occurred in bowl games, including National Championship-clinching victories at the 1973 Sugar Bowl (24-23 over No. 1 Alabama), 1978 Cotton Bowl (38-10 over No. 1 Texas) and 1989 Fiesta Bowl (34-21 over unbeaten No. 3 West Virginia).

COUNTDOWN TO KICKOFF

- 12** The 2010 Hyundai Sun Bowl will be the 12th different bowl game that Notre Dame has appeared in school history. (Page 5)
- 11** The Irish faced 11 opponents that finished the regular season with a .500 record or better. No school in the FBS played more such teams in 2010. (Pages 12-13)
- 10** Many Notre Dame players are familiar with the University of Miami as 10 Irish scholarship players are from the state of Florida – the most of any state on the Notre Dame roster. (Page 44)
- 9** Nine schools on Notre Dame's 2010 schedule are playing in bowl games this year. The only teams not participating in a bowl game are Purdue (losing record), USC (NCAA sanctions) and Western Michigan (eligible but not chosen). (Pages 12-13)
- 8** The Fighting Irish were one of the least penalized teams in the nation this year as they tied for eighth in the FBS by being penalized only 4.58 times per game. (Page 16)
- 7** Notre Dame head coach Brian Kelly is tied with Mack Brown of Texas for the seventh-best record among all FBS head coaches since 2007 (40-11). Kelly also ranks seventh in total victories among all active FBS head coaches (178) and only seven active FBS head coaches have a better win percentage than Kelly (.740). (Pages 9-10)
- 6** The Irish finished the regular season with the No. 1 ranking in the NCAA strength-of-schedule standings for the sixth time in school history. The NCAA began calculating the toughest schedule standings in 1977. (Pages 12-13)
- 5** Since 2001, Notre Dame head coach Brian Kelly has totaled the fifth-most wins among all active FBS coaches. Kelly is 101-29 over the last 10 seasons and trails only Bob Stoops (108-26), Mack Brown (106-23), Jim Tressel (105-22) and Urban Meyer (103-23) for best coaching record this decade. (Page 9)
- 4** The Irish enter the Hyundai Sun Bowl riding a three-game winning streak and are seeking to finish the season with four wins in a row for the first time since 1992. (Page 14)
- 3** The Notre Dame defense was quite stingy in its last three games, allowing only a total of 22 points in victories over Utah (28-3), Army (27-3) and USC (20-16). That was the fewest points allowed in any three-game stretch by a Notre Dame defense since the 1993 unit allowed 20 combined points to Purdue (17-0), Stanford (48-20) and Pittsburgh (44-0). (Pages 17-18)
- 2** Junior WR **Michael Floyd** ranks second at Notre Dame with 26 all-time touchdown receptions and needs just one to equal Jeff Samardzija's career record and two touchdown catches to own the school record. (Pages 30-31)
- 1** Over the final 15 quarters of the regular season, Notre Dame's defense allowed only one touchdown. What makes that feat even more impressive is all four opponents entered the game with the Irish averaging over 31 points per game. (Pages 17-18)
- 0** No other Notre Dame player has accomplished what senior S **Harrison Smith** can lay claim to in his career. Smith is the only player in Irish football history to register more than 200 tackles, 15 tackles for loss and 15 pass breakups in a career. (Page 24)

Notre Dame's Bowl History

Bowl (date)	Opp.	Result
1925 Rose (1.1)	Stanford	W, 27-10
1970 Cotton (1.1)	Texas	L, 17-21
1971 Cotton (1.1)	Texas	W, 24-11
1973 Orange (1.1)	Nebraska	L, 6-40
1973 Sugar (12.31)	Alabama	W, 24-23
1975 Orange (1.1)	Alabama	W, 13-11
1976 Gator (12.27)	Penn State	W, 20-9
1978 Cotton (1.2)	Texas	W, 38-10
1979 Cotton (1.1)	Houston	W, 35-34
1981 Sugar (1.1)	Georgia	L, 10-17
1983 Liberty (12.29)	Boston College	W, 19-18
1984 Aloha (12.29)	SMU	L, 20-27
1988 Cotton (1.1)	Texas A&M	L, 10-35
1989 Fiesta (1.2)	West Virginia	W, 34-21
1990 Orange (1.1)	Colorado	W, 21-6
1991 Orange (1.1)	Colorado	L, 9-10
1992 Sugar (1.1)	Florida	W, 39-28
1993 Cotton (1.1)	Texas A&M	W, 28-3
1994 Cotton (1.1)	Texas A&M	W, 24-21
1995 Fiesta (1.2)	Colorado	L, 24-41
1996 Orange (1.1)	Florida State	L, 26-31
1997 Indep. (12.28)	LSU	L, 9-27
1999 Gator (1.1)	Georgia Tech	L, 28-35
2001 Fiesta (1.1)	Oregon State	L, 9-41
2003 Gator (1.1)	NC State	L, 6-28
2004 Insight (12.28)	Oregon State	L, 21-38
2006 Fiesta (1.2)	Ohio State	L, 20-34
2007 Sugar (1.4)	LSU	L, 14-41
2008 Hawai'i (12.24)	Hawai'i	W, 49-21

MEDIA INFO

GAME NOTES

THE FIGHTING IRISH

COACHES & STAFF

2010 SEASON REVIEW

BOWL HISTORY

THIS IS NOTRE DAME



NOTRE DAME PROBABLE STARTING LINEUP

OFFENSE

Pos.	No.	Player	Notes
WR	18	Duval Kamara – Sr.	Caught two touchdown passes in the 28-3 victory over No. 15 Utah
WR	6	Theo Riddick – So.	Missed four straight games with an injured ankle before playing at USC
LT	70	Zack Martin – So.	Did not play in 2009; has started all 12 games in 2010 (10 at LT, two at RT)
LG	59	Chris Stewart – Sr.	ND law student has made 34 career starts, the most of any current Irish offensive player
C	52	Braxton Cave – Jr.	Has played in 25 career games, all 12 in 2009, and started all 12 games in 2010
RG	78	Trevor Robinson – Jr.	Has played in 34 career games and made 26 starts, including 11 in 2009 and all 12 in 2010 at RG
RT	75	Taylor Dever – Sr.	Has started nine games in 2010; missed Pittsburgh & WMU games with injury
WR	3	Michael Floyd – Jr.	Ranks in top-20 among all active FBS WR in rec. yds/gm, catches/gm and rec. TDs
TE	80	Tyler Eifert – So.	Made first career start against WMU; had four rec. for career-high 78 yards, TD against Army
QB	13	Tommy Rees – Fr.	First freshman to ever toss four TD in game; 10 passing TDs already second-most ever by Irish rookie
RB	20	Cierre Wood – So.	Rushed for career-best 94 yards on 11 carries and a 39-yd TD against Western Michigan

DEFENSE

Pos.	No.	Player	Notes
DE	90	Ethan Johnson – Jr.	Second on the team with 5.0 sacks in 2010; leads all Irish players with 12.5 career sacks
NG	95	Ian Williams – Sr.	Injured knee against Navy and missed final four games of regular season
DE	89	Kapron Lewis-Moore – Jr.	Recorded career-best 10 tackles against Navy
OLB	45	Darius Fleming – Jr.	Leads Notre Dame with 6.0 sacks in 2010
ILB	5	Manti Te'o – So.	Ranks 16th in the FBS in tackles per game (10.58), including career-best 21 against Stanford
ILB	58	Brian Smith – Sr.	Made career-high tying 10 tackles, four solo, in the Senior Day victory over No. 15 Utah
OLB	56	Kerry Neal – Sr.	Only senior to have appeared in every game of their ND career
CB	2	Darrin Walls – Sr.	Started 33 of 44 career games; ranks 6th all-time in career pass break-ups (20)
S	17	Zeke Motta – So.	Made seventh career start at USC; registered 11 tackles and interception vs. MSU
S	22	Harrison Smith – Sr.	Only player in ND history to register 200 or more tackles, 15.0 or more TFLs and 15 or more PBUs
CB	4	Gary Gray – Sr.	Career-high tying nine tackles against Tulsa

SPECIAL TEAMS

Pos.	No.	Player	Notes
PK	97	David Ruffer – Sr.	Converted all 15 FGs this season, including career-long of 50 yards; 20 for 20 in career FGs
KO	97	David Ruffer – Sr.	Averaging 64.0 yards over 58 kickoffs in 2010 and 63.0 yards over 94 career kickoffs
	40	Nick Tausch – So.	Averaging 55.0 yards over seven kickoffs in 2010 and 60.7 yards over 42 career kickoffs
P	35	Ben Turk – So.	Three punts inside the 20-yd line, two in 4th quarter, and two of 50+ against Pittsburgh
H	50	Ryan Kavanagh – Jr.	Executed all 53 hold attempts perfectly this season
LSNP	60	Jordan Cowart – So.	Serves as snapper on punts
SSNP	62	Bill Flavin – Sr.	Missed the final three games of the regular season with an injury
PR	81	John Goodman – Jr.	Avg. 4.4 yds/return on 16 career punt returns
KR	86	Bennett Jackson – Fr.	Registered four kickoff returns for 111 yards, including career-best 43 yarder at Boston College
	28	Austin Collinsworth – Fr.	Son of Cris Collinsworth, former Cincinnati Bengals WR and now NFL analyst on NBC Sports
	20	Cierre Wood – So.	Recorded two kickoff returns for 50 yards, including a 38-yarder against Purdue

KEY PROBABLE NON-STARTERS

Pos.	No.	Player	Notes
WR	81	John Goodman – Jr.	Saw first significant action of 2010 against Stanford; five catches for 59 yards
WR	19	Robby Toma – So.	Career-high tying four receptions for career-best 67 yards against Tulsa
WR	7	TJ Jones – Fr.	First freshman WR in Notre Dame history to catch TD passes in first two games of season
LT	77	Matt Romine – Sr.	Has played in 22 career games and picked up first three starts of career (Pitt, WMU and Navy)
OG	66	Chris Watt – So.	Did not see action as a freshman in 2009, but has played in all 12 games this season
OT	76	Andrew Nuss – Sr.	Has played in 22 career games as reserve OL and on special teams
TE	83	Mike Ragone – Sr.	Appeared in 34 career games, started eight; 10 career receptions for 99 yards
QB	16	Nate Montana – Jr.	Made first career appearance against Michigan; 8 of 17 for 104 yards and one interception
RB	25	Jonas Gray – Jr.	Returned from injury (missed five games) with 44 yds, including career-long rush of 36 yds vs. No. 15 Utah
RB	33	Robert Hughes – Sr.	Posted 1,367 career yards on 294 carries and 15 TDs; recorded a pair of 100-yd games in '07
NG	98	Sean Cwynar – Jr.	Did not see any action in '08; has started last four games for injured Ian Williams
DE	94	Hafis Williams – Jr.	Did not see any action in '08, but has played in 17 games as a reserve in '09 and '10
DE	91	Emeka Nwankwo – Sr.	Did not see any action in '09, but made two tackles as a reserve in seven games in '08
ILB	44	Carlo Calabrese – So.	Tied for third on the Irish with 59 tackles, including 10 stops and 3.5 TFLs at Boston College
ILB	54	Anthony McDonald – Jr.	Only three players made more special-teams appearances in '09
S	26	Jamoris Slaughter – Jr.	Recorded career-high seven tackles and first interception against Stanford
PK	40	Nick Tausch – So.	Converted 14 straight FG in 2009 to break Mike Johnson's school record of 13 (1982)

► The "Ice Bowl" or "Chicken Soup Bowl" was played in 1979 when Notre Dame, led by future NFL Hall of Famer Joe Montana, scored 23 points in the final 7:37 to shock Houston (temperature at kickoff was 20 degrees with a wind chill of minus-six, hence the "Ice Bowl"; Joe Montana missed a portion of the game due to a lower than normal body temperature and sipped chicken soup to warm up, hence "The Chicken Soup Bowl").

► In the 1983 Liberty Bowl, Notre Dame prevented the Doug Flutie-led Eagles a chance at a 10-2 record and spot among the nation's top 10 with a 19-18 victory.

► Notre Dame denied Texas A&M a shot at the national title in the 1993 Cotton Bowl, routing the unbeaten Aggies 28-3.

ON THIS DATE

► Notre Dame has played one previous game in its history on Dec. 31. The Irish and head coach Ara Parseghian bested Paul "Bear" Bryant and Alabama, 24-23, in the 1973 Sugar Bowl. Notre Dame entered the game ranked No. 3, while the Crimson Tide was ranked No. 1. Following the victory, the Irish garnered their ninth consensus national title.

NOTRE DAME IN DECEMBER

- The Irish are 20-14-3 (.581) all-time in December.
- Notre Dame is 3-0-0 (1.000) in December home games.
- The Irish are 12-11-2 (.520) in road games during December.
- Notre Dame is 5-3-1 (.611) in December neutral games.
- The Irish are 4-3-0 (.571) in December bowl games.

JUST FOR STARTERS

► These players enter the game with the following active starting streaks: senior OG **Chris Stewart** 26, senior S **Harrison Smith** 24, junior DE **Kapron Lewis-Moore** 21, sophomore ILB **Manti Te'o** 21, senior DB **Gary Gray** 19, junior DE **Ethan Johnson** 15, senior DB **Darrin Walls** and OG **Trevor Robinson** 10.

BIRTHDAYS

► Senior S **Michael Garcia** celebrates his 22nd birthday on Dec. 27, while freshman LB **Danny Spond** celebrates his 19th birthday on Dec. 30.

HOW DO THEY STACK UP?

Average weight of the offensive and defensive lines:

Notre Dame OL 306.8 lbs. vs. Miami DL 288.8 lbs.
Notre Dame DL 291.0 lbs. vs. Miami OL 321.4 lbs.

Average height of the receivers and the secondaries:

Notre Dame WR/TE 6' 3" vs. Miami DB 6' 0 1/2"
Notre Dame DB 6' 0 3/4" vs. Miami WR/TE 6' 2"

DECLAN SULLIVAN

May 26, 1990 - October 27, 2010

The University of Notre Dame football team will wear helmet decals for the remainder of the 2010 season to honor the memory of Declan Sullivan. The Notre Dame junior from Long Grove, Ill., was a student worker in the video department and died Oct. 27 in a tragic accident while filming football practice. A three-leaf clover has the initials "DS" inside it and will be affixed to the back of all Notre Dame helmets.



NOTRE DAME TEAM NOTES

A SUN BOWL VICTORY ...

- ▶ Improves Notre Dame to 8-5 for the first time in school history.
- ▶ Secures an eight-win season for the 52nd time in school history.
- ▶ Gives the Irish a four-game winning streak for the first time since 2006 when Notre Dame won eight straight contests.
- ▶ Gives Notre Dame a four-game winning streak to end the season for the first time since 1992 when the Irish closed with seven consecutive wins.
- ▶ Gives Notre Dame its second straight victory in a bowl game following an NCAA record nine-game bowl losing streak.
- ▶ Evens the Irish all-time record in bowl games to 15-15-0 (.500).
- ▶ Improves Notre Dame to 17-4-0 (.810) all-time in games played in the state of Texas.
- ▶ Improves Notre Dame to 6-2-0 (.750) all-time in bowl games played in the state of Texas.
- ▶ Improves the Irish to 16-7-1 (.688) in the all-time series with Miami.
- ▶ Improves Notre Dame to 2-3-0 (.400) all-time in bowl games played against the ACC.
- ▶ Improves an unranked Notre Dame to 3-3-0 (.500) all-time against the Hurricanes.
- ▶ Improves an unranked Notre Dame squad to 2-0-0 (1.000) all-time against Miami on a neutral field.
- ▶ Improves an unranked Notre Dame squad to 3-1-0 (.750) all-time against an unranked Miami team.
- ▶ Improves an unranked Notre Dame squad to 2-0-0 (.750) all-time against an unranked Hurricanes team on a neutral field.
- ▶ Improves the Irish to 11-2-1 (.821) all-time against an unranked Miami team.
- ▶ Improves Notre Dame to 78-31-2 (.712) all-time against the ACC.
- ▶ Improves the Irish to 7-4-0 (.636) all-time against the ACC on a neutral field.
- ▶ Improves Notre Dame's all-time record to 34-19-2 (.636) against the ACC outside of South Bend.
- ▶ Improves Notre Dame's all-time record to 845-295-42 (.733).
- ▶ Improves Notre Dame's all-time record on a neutral field to 109-36-6 (.742).
- ▶ Improves Notre Dame's all-time record to 388-179-29 (.675) outside of South Bend.
- ▶ Improves Kelly's record to 179-62-2 (.741) overall, 61-27-0 (.693) at the FBS level and 41-11-0 (.788) over the last four seasons.
- ▶ Improves Kelly's record to 3-1-0 (.750) against the ACC.
- ▶ Makes Kelly the first Irish head coach to win a bowl game in his inaugural season.
- ▶ Improve Kelly's bowl record to 3-1-0 (.750).

A SUN BOWL DEFEAT ...

- ▶ Drops Notre Dame to 7-6 for the second time in three seasons (2008).
- ▶ Denies an eight-win season for the Irish, which would have been the 52nd in school history.
- ▶ Denies the Irish a four-game winning streak for the first time since 2006 when Notre Dame won eight straight contests.
- ▶ Denies Notre Dame a four-game winning streak to end the season for the first time since 1992 when the Irish closed with seven consecutive wins.
- ▶ Denies Notre Dame its second straight victory in a bowl game following an NCAA record nine-game bowl losing streak.
- ▶ Drops the Irish all-time record in bowl games to 14-16-0 (.467).
- ▶ Drops Notre Dame to 16-5-0 (.762) all-time in games played in the state of Texas.
- ▶ Drops Notre Dame to 5-3-0 (.625) all-time in bowl games played in the state of Texas.
- ▶ Drops the Irish to 15-8-1 (.646) in the all-time series with Miami.
- ▶ Drops Notre Dame to 1-4-0 (.200) all-time in bowl games played against the ACC.
- ▶ Drops an unranked Notre Dame to 2-4-0 (.333) all-time against the Hurricanes.
- ▶ Drops an unranked Notre Dame squad to 1-1-0 (.500) all-time against Miami on a neutral field.
- ▶ Drops an unranked Notre Dame squad to 2-2-0 (.500) all-time against an unranked Miami team.
- ▶ Drops an unranked Notre Dame squad to 1-1-0 (.500) all-time against an unranked Hurricanes team on a neutral field.
- ▶ Drops the Irish to 10-3-1 (.750) all-time against an unranked Miami team.
- ▶ Drops Notre Dame to 77-32-2 (.703) all-time against the ACC.
- ▶ Drops the Irish to 6-5-0 (.545) all-time against the ACC on a neutral field.
- ▶ Drops Notre Dame's all-time record to 33-20-2 (.618) against the ACC outside of South Bend.
- ▶ Drops Notre Dame's all-time record to 844-296-42 (.732).
- ▶ Drops Notre Dame's all-time record on a neutral field to 108-37-6 (.735).
- ▶ Drops Notre Dame's all-time record to 387-180-29 (.674) outside of South Bend.
- ▶ Drops Kelly's record to 178-63-2 (.737) overall, 60-28-0 (.682) at the FBS level and 40-12-0 (.769) over the last four seasons.
- ▶ Drops Kelly's record to 2-2-0 (.500) against the ACC.
- ▶ Denies Kelly from being the first Irish head coach to win a bowl game in his inaugural season.
- ▶ Drops Kelly's bowl record to 2-2-0 (.500).

IRISH CONNECTIONS TO THE LONE STAR STATE

- ▶ Notre Dame boasts four players on its current roster from the state of Texas and 95 monogram winners all-time from the Lone Star State.
- ▶ The four current Irish players from Texas include senior RB **Derry Herlihy** (Houston/St. John's H.S.), junior DE **Kapron Lewis-Moore** (Weatherford/Weatherford H.S.), senior OG **Chris Stewart** (Spring/Klein H.S.) and sophomore PK **Nick Tausch** (Plano/Jesuit H.S.).
- ▶ Notre Dame does not have any current players from the El Paso area, but two of the earliest monogram winners in school history hailed from El Paso.

National Rankings

ASSOCIATED PRESS (Dec. 5)

Rk	School	Record	Pts
1.	Auburn (36)	13-0	1473
2.	Oregon (23)	12-0	1462
3.	TCU (1)	12-0	1379
4.	Wisconsin	11-1	1289
5.	Stanford	11-1	1283
6.	Ohio State	11-1	1179
7.	Michigan State	11-1	1101
8.	Arkansas	10-2	1085
9.	Oklahoma	11-2	976
10.	Boise State	11-1	932
11.	LSU	10-2	863
12.	Virginia Tech	11-2	817
13.	Nevada	12-1	759
14.	Missouri	10-2	705
15.	Alabama	9-3	628
16.	Oklahoma State	10-2	622
17.	Nebraska	10-3	608
18.	Texas A&M	9-3	601
19.	South Carolina	9-4	332
20.	Utah	10-2	312
21.	Mississippi State	8-4	288
22.	West Virginia	9-3	283
23.	Florida State	9-4	188
24.	Hawaii	10-3	111
25.	Connecticut	8-4	74

Others Receiving Votes

UCF 63, Maryland 30, **Tulsa 18**, Navy 11, Miami (OH) 8, Northern Illinois 7, San Diego State 6, **Pittsburgh 2**, Fresno State 2, Iowa 1, North Carolina State 1, Air Force 1.

USA TODAY/COACHES (Dec. 5)

Rk	School	Record	Pts
1.	Oregon (34)	12-0	1450
2.	Auburn (24)	13-0	1437
3.	TCU (1)	12-0	1348
4.	Wisconsin	11-1	1276
5.	Stanford	11-1	1239
6.	Ohio State	11-1	1200
7.	Michigan State	11-1	1104
8.	Arkansas	10-2	1008
	Oklahoma	11-2	1008
10.	Boise State	11-1	914
11.	Virginia Tech	11-2	900
12.	LSU	10-2	826
13.	Oklahoma State	10-2	718
14.	Missouri	10-2	712
15.	Nevada	12-1	640
16.	Nebraska	10-3	607
17.	Texas A&M	9-3	542
18.	Alabama	9-3	521
19.	Utah	10-2	375
20.	South Carolina	9-4	345
21.	West Virginia	9-3	261
22.	Mississippi State	8-4	255
23.	Florida State	9-4	156
24.	UCF	10-3	143
25.	Hawaii	10-3	98

Others Receiving Votes

Connecticut 40, Maryland 19, Northern Illinois 13, Miami (OH) 8, North Carolina State 5, San Diego State 3, **Navy 2**, **Tulsa 1**, Arizona 1.

STARTER SHEET

Offense	2010	Streak	Career
Stewart (LG)	12	26	34
Rudolph (TE)	6	-	28
Floyd (WR)	11	4	28
Robinson (RG)	12	15	26
Allen Jr. (RB)	7	-	26
Kamara (WR)	4	3	24
Wenger (C)	-	-	19
Cave (C)	12	12	12
Martin (LT/RT)	12	12	12
Crist (QB)	9	-	9
Ragone (TE)	2	-	9
Dever (RT)	9	4	9
Riddick (WR)	7	-	8
Eifert (TE)	7	6	7
Hughes (RB)	-	-	6
Jones (WR)	6	-	6
Wood (RB)	5	4	5
Goodman (WR)	3	-	4
Romine (LT)	3	-	3
Rees (QB)	3	3	3
Burger (TE)	-	-	2
Toma (WR)	2	2	2
Gray (RB)	-	-	1

Defense	2010	Streak	Career
Walls (CB)	12	15	33
Smith, H. (S)	12	24	33
Neal (OLB)	11	1	32
Smith, B. (OLB)	4	4	28
Johnson (DE)	12	15	27
Williams (NG)	8	-	26
Fleming (OLB)	12	12	22
Te'o (ILB)	12	21	22
Lewis-Moore (DE)	12	21	21
Gray (CB)	12	19	19
Blanton (CB)	1	-	13
Calabrese (ILB)	8	-	8
Motta (S)	7	1	7
Slaughter (S)	5	-	6
Cwynar (NG)	4	4	5

Longest Active Streaks

Stewart (LG)	26
Smith, H. (S)	24
Te'o (ILB)	21
Lewis-Moore (DE)	21
Gray (CB)	19
Johnson (DE)	15
Walls (CB)	15
Robinson (RG)	15

Most Career Starts (Active)

Stewart (LG)	34
Smith, H. (S)	33
Walls (CB)	33
Neal (OLB)	32
Rudolph (TE)	28
Smith, B. (OLB)	28
Floyd (WR)	28
Johnson (DE)	27
Allen Jr. (RB)	26
Williams (NG)	26
Robinson (RG)	24
Kamara (WR)	21
Wenger (C)	19

► Some of the founding members of the Irish football program were Texas natives, including: RE Joe Hepburn (El Paso, starter in second and third varsity season, 1888 and 1889), RT Stafford Campbell (El Paso, starter in 1889), QB Angus McDonald (Houston, starter in 1899), LG Rob Paine (Houston, starter in 1907).

► Three of Notre Dame's more noteworthy all-time players from Texas include 1987 Heisman Trophy winner and flanker Tim Brown (Dallas, 1984-87) plus two other consensus All-Americans: center Dave Huffman (Dallas, 1975-78) and defensive back Bobby Taylor (Longview, 1992-94).

► Taylor is one of several noteworthy defensive backs from Texas who joined the Irish program during the 1990s, with that group also including Clifford Jefferson (Dallas, 1998-2001), Gerome Sapp (Houston, 1999-2002), Greg Lane (Austin, 1990-93), Allen Rossum (Dallas, 1994-97); and safeties Jarvis Edison (Bay City, 1994-97) and A'Jani Sanders (Houston, 1996-99).

► Notre Dame's all-time Texas natives include 21 offensive linemen, 15 defensive backs, 12 receivers, 11 linebackers, seven running backs, seven quarterbacks, seven defensive linemen, five tight ends, five kickers, three punters and two fullbacks.

► Other noteworthy Texas natives who played for the Irish in the 1990s included: linebackers Bert Berry (Humble, 1993-96) and Jimmy Friday (Missouri City, 1995-98), OT Justin Hall (Dallas, 1988-1992), DL Alton Maiden (Dallas, 1993-94, 1996), FL Mike Miller (Missouri City, 1991-94), P Hunter Smith (Sherman, 1995-98) and TE Leon Wallace (Bedford, 1992-95).

► Noteworthy Texas natives who played for the Irish in the 1980s included: OG Randy Ellis (Pearland, starting LG in 1981), FL Mike Haywood (Houston, started in 1982 before being hampered by injury the rest of his career), OG Tim Huffman (Dallas, starting OG in 1980), DT Wally Kleine (Midland, starting DT from 1984-1986) and P Mike Viracola (Dallas, starting punter in 1984).

► Those from the 1960s and 1970s included OG John Dampier (Kermit, starting RT from 1970-72), TE Dennis Grindinger (Dallas, starting TE in 1978), LB Bobby Leopold (Port Arthur, starting LB in 1978 and 1979), OT Rob Martinovich (Houston, starting LT in 1978 and 1979) and TE Robin Weber (Dallas, starting tight end in 1974).

2010: YEAR ONE FOR HEAD COACH BRIAN KELLY

► As Brian Kelly comes to the conclusion of his first season with the Irish, here are a few notes on Notre Dame's head coaches in their inaugural year.

► The previous 28 head football coaches in Notre Dame history have combined to amass a 177-63-12 (.726) record in their first year at the helm. Since 1913, Jesse Harper's first season, Irish coaches have compiled a 112-44-5 (.711) record in their initial campaign, including interim coaches Hugh Devore and Ed McKeever.

IRISH AMONG NATIONAL LEADERS IN 2010

Category	Rank	Stat	National Leader	Stat
Rushing Offense	96	120.83	Georgia Tech	327.00
Passing Offense	29	257.42	Hawaii	387.77
Total Offense	63	378.25	Oklahoma State	537.58
Scoring Offense	73	25.75	Oregon	49.33
Rushing Defense	55	146.75	Boston College	80.17
Pass Efficiency Defense	26	114.44	TCU	93.12
Total Defense	47	353.17	TCU	215.42
Scoring Defense	29	20.50	TCU	11.42
Net Punting	68	36.11	Florida	41.82
Punt Returns	96	5.93	Oregon	18.19
Kickoff Returns	82	20.92	UCF	28.26
Turnover Margin	74	-.25	Virginia Tech	1.38
Pass Defense	42	206.42	TCU	126.25
Passing Efficiency	61	129.01	Auburn	186.86
Sacks	47	2.17	Boise State	3.75
Tackles For Loss	65	5.67	Miami (Fla.)	8.58
Sacks Allowed	43	1.67	Army	.36
Passing Efficiency			Punting	
Dayne Crist	56th	129.34	Ben Turk	85th 38.25
Total Offense			Kickoff Returns	
Dayne Crist	43rd	234.11	Bennett Jackson	91st 22.24
Receptions Per Game			Field Goals	
Michael Floyd	13th	6.64	David Ruffer	t-39th 1.25
Receiving Yards Per Game			Scoring	
Michael Floyd	24th	83.27	David Ruffer	t-93rd 6.58
Interceptions			Sacks	
Harrison Smith	t-33rd	0.33	Darius Fleming	t-97th 0.46
Darrin Walls	t-82nd	0.25		
Tackles Per Game				
Manti Te'o	16th	10.58		

- ▶ Since Notre Dame Stadium was opened in 1930, six Notre Dame coaches - Hunk Anderson, McKeever, Ara Parseghian, Dan Devine, Tyrone Willingham and Charlie Weis - have opened away from home in their first season - going 6-0 in those games.
- ▶ Since 1913, five Notre Dame coaches - Elmer Layden, Parseghian, Lou Holtz, Willingham and Weis - have taken over a program the year after his predecessor turned in a .500 or worse record. All but Holtz, who went 5-6 in 1986, posted a winning record in his first season and the quintet had a combined 39-16 (.709) record in such seasons. The 2009 Irish went 6-6 under Weis.
- ▶ Kelly was the first Irish coach to begin his Notre Dame tenure with the first two games inside Notre Dame Stadium since Terry Brennan in 1954 (21-0 win vs. No. 4 Texas, 27-14 loss vs. No. 19 Purdue). Layden (1934) and Frank Leahy (1941) also opened their respective Irish coaching careers with back-to-back home games. Layden split games against Texas and Purdue, while Leahy upended Arizona and Indiana. Jesse Harper (1913) also opened with consecutive home games (87-0 rout vs. Ohio Northern, 20-7 victory over South Dakota).
- ▶ The last Notre Dame coach to post a winning record in his first season with the Irish was Weis, who went 9-3 in 2005. The last Irish coach to turn in a sub-.500 season in his first year was Holtz, whose 1986 team finished 5-6.
- ▶ The longest winning streak for a Notre Dame head coach to begin his career with the Irish is nine games, by Harper (1913-14) and Parseghian (1964).
- ▶ Kelly was the first Notre Dame coach to face Purdue at home in his first game with the Irish.

KELLY'S WINNING WAYS

- ▶ Since 2007, Notre Dame head coach Brian Kelly has compiled the ninth-most wins of any active NCAA FBS coach. Kelly has gone on to win 40 contests (40-11 overall) to tie him with Mack Brown over that span. The only coaches ahead of Kelly in that time frame are Chris Peterson of Boise State (47), Gary Patterson of TCU (43), Jim Tressel of Ohio State (43), Kyle Whittingham of Utah (42), Urban Meyer of Florida (42), Nick Saban of Alabama (42), Bob Stoops of Oklahoma (42) and Frank Beamer of Virginia Tech (41).
- ▶ Along with being near the top in outright wins, Kelly also sits tied for seventh in win percentage amongst FBS coaches. With his 40-11 mark, he holds a .784 winning percentage over the past four years. Peterson (.923), Patterson (.843), Tressel (.843), Whittingham (.824), Meyer (.792) and Saban (.792) rank just ahead of Kelly.
- ▶ Since 2001, Kelly has totaled the fifth-most wins among all active FBS coaches. Kelly is 101-29 over the last 10 seasons and trails only Bob Stoops (108-26), Mack Brown (106-23), Jim Tressel (105-22) and Urban Meyer (103-23) for best coaching record this decade.

Winningest Active NCAA FBS Coaches (Since 2001)

Name, School	W	L	T	Pct.
1. Bob Stoops, Oklahoma	108	26	0	.806
2. Mack Brown, Texas	106	23	0	.822
3. Jim Tressel, Ohio State	105	22	0	.827
4. Urban Meyer, Florida, Utah, Bowling Green	103	23	0	.817
5. Brian Kelly, Notre Dame, Cincinnati, Central Michigan	101	29	0	.777
6. Frank Beamer, Virginia Tech	99	33	0	.750
7. Gary Patterson, TCU	97	28	0	.776
8. Mark Richt, Georgia	96	33	0	.744

- ▶ Here is a look at the top 10 winningest active coaches since 2007:

Winningest Active NCAA FBS Coaches (Since 2007)

Name, School	W	L	T	Pct.
1. Chris Petersen, Boise State	47	5	0	.904
2. Gary Patterson, TCU	43	8	0	.843
Jim Tressel, Ohio State	43	8	0	.843
4. Kyle Whittingham, Utah	42	9	0	.824
5. Urban Meyer, Florida	42	11	0	.792
Nick Saban, Alabama	42	11	0	.792
7. Brian Kelly, Notre Dame	40	11	0	.784
Mack Brown, Texas	40	11	0	.784
9. Bob Stoops, Oklahoma	42	12	0	.778
10. Frank Beamer, Virginia Tech	41	12	0	.774

- ▶ Notre Dame first-year head coach Brian Kelly ranks as the seventh most successful active NCAA FBS coach in victories and eighth in win-

FIGHTING IRISH IN THE NFL

AFC	NFC
Baltimore Ravens SS Tom Zbikowski	Carolina Panthers QB Jimmy Clausen LS J. J. Jansen DT Derek Landri OG Dan Santucci*
Cincinnati Bengals SS Chinedum Ndukwe	
Denver Broncos SS David Bruton OT Ryan Harris S Kyle McCarthy* OG Eric Olsen QB Brady Quinn	Dallas Cowboys OT Sam Young
Jacksonville Jaguars OT Jordan Black	Green Bay Packers RB Ryan Grant
Kansas City Chiefs ILB Corey Mays	Minnesota Vikings OC John Sullivan
Miami Dolphins TE Anthony Fasano	New York Giants DE Justin Tuck
New England Patriots S Sergio Brown OT Mark LeVoi	New Orleans Saints RB Julius Jones
Pittsburgh Steelers WR Amaz Battle	Philadelphia Eagles DE Victor Abiamiri# DT Trevor Laws
* - practice squad # - physically unable to perform list	Seattle Seahawks TE John Carlson WR Golden Tate
	Tampa Bay Buccaneers C Jeff Faine WR Maurice Stovall

CAREER STARTS BY POSITION

—OFFENSE—

WR	LT	LG	C	RG	RT	TE	WR	QB	WR	RB
Jones (6)	Martin (10)	Stewart (24)	Wenger (15)	Robinson (26)	Dever (9)	Rudolph (28)	Floyd (28)	Crist (9)	Riddick (7)	Allen Jr. (26)
Toma (2)	Romine (3)		Cave (12)	Stewart (10)	Martin (2)	Ragone (9)	Kamara (24)	Rees (3)	Goodman (3)	Hughes (6)
				Wenger (4)		Eifert (7)				Wood (5)
						Burger (2)				Gray (1)
										Riddick (1)

—DEFENSE—

DE	NG	DE	OLB	ILB	ILB	OLB	CB	S	S	CB
Lewis-Moore (21)	Williams (26)	Johnson (27)	Fleming (22)	Smith, B. (19)	Te'o (22)	Neal (32)	Walls (33)	Smith, H. (20)	Motta (7)	Gray (29)
	Cwynar (5)		Smith, B. (9)	Calabrese (8)		Smith, H. (13)			Slaughter (6)	Blanton (12)

NOTRE DAME'S RECORD WHEN...

	2010
At Home	4-3
On The Road	2-1
Neutral Site Games	1-1
In Overtime	0-1
Coming off a loss	1-3
Coming off a win	4-2
Coming of an open date	1-0
Vs. AP top 25	1-1
Both teams are AP-ranked	0-0
Neither team is ranked	6-4
ND is ranked higher	0-0
Opponent is ranked higher	1-1
Vs. In-state Opponents	1-0
In August	0-0
In September	1-3
In October	3-2
In November	3-0
In December	0-0
In January	0-0
On Television	7-5
On NBC	5-3
On ABC	2-1
On ESPN	0-0
On ESPN2	0-0
On CBS	0-1
Afternoon Games	4-4
Night Games	3-1
Decided By 7 or Less	2-3
Scoring First	3-3
Opponent Scores First	4-2
Leading At Halftime	7-1
Tied At Halftime	0-1
Trailing At Halftime	0-3
Leading After 3 Qtrs.	6-1
Tied After 3 Qtrs.	0-1
Trailing After 3 Qtrs.	0-3
Scoring 40+ Points	1-0
Scoring 30-39 Points	1-1
Scoring 20-29 Points	5-2
Scoring 0-19 Points	0-2
Allowing 40+ Points	0-0
Allowing 30-39 Points	0-3
Allowing 20-29 Points	1-2
Allowing 0-19 Points	6-0
Outrushing Opponent	6-0
Getting Outrushed	1-5
Passing For More Yds	2-5
Passing For Fewer Yds	5-0
Outgaining Opponent	5-2
Getting Outgained	2-3
Winning Time of Poss.	2-0
Losing Time of Poss.	5-5
Scoring a Def./ST TD	2-0
Allowing a Def./ST TD	0-3
Fewer Penalty Yards	4-3
More Penalty Yards	3-2
Winning Turnover Battle	5-1
Losing Turnover Battle	2-4
Individual 100-yard rusher	0-0
Individual 100-yard receiver	1-4
Individual 200-yard passer	5-4
Opponent 100-yard rusher	0-4
Opponent 100-yard receiver	3-1
Opponent 200-yard passer	1-3

ning percentage. Here is a look at the top 10 winningest active coaches in the FBS (min. five years completed as FBS head coach, record at four-year colleges only):

Winningest Active NCAA FBS Coaches (By Victories)

Name, School	Years	W	L	T	Pct.
1. Joe Paterno, Penn State	45	401	134	3	.748
2. Jim Tressel, Ohio State	25	240	79	2	.751
Frank Beamer, Virginia Tech	30	240	116	4	.672
4. Mack Brown, Texas	27	219	108	1	.669
5. Chris Ault, Nevada	26	217	97	1	.690
6. Steve Spurrier, South Carolina	21	186	72	2	.719
7. Brian Kelly, Notre Dame	20	178	62	2	.740
8. Dennis Erickson, Arizona State	22	172	89	1	.658
9. Mike Price, UTEP	29	169	167	0	.503
10. Howard Schnellenberger, Florida Atlantic	26	157	140	3	.528

Winningest Active NCAA FBS Coaches (By Percentage)

Name, School	Years	W	L	T	Pct.
1. Urban Meyer, Florida	10	103	23	0	.817
2. Bob Stoops, Oklahoma	12	128	31	0	.805
3. Gary Patterson, TCU	11	97	28	0	.776
4. Kyle Whittingham, Utah	6	58	19	0	.753
5. Jim Tressel, Ohio State	25	240	79	2	.751
6. Joe Paterno, Penn State	45	401	134	3	.748
7. Mark Richt, Georgia	10	96	33	0	.744
8. Brian Kelly, Notre Dame	20	178	62	2	.740
9. Bronco Mendenhall, BYU	6	56	20	0	.737
10. Bobby Petrino, Arkansas	7	64	23	0	.736

KELLY IN THE POSTSEASON

► Brian Kelly, in his 20th season as a collegiate head coach, owns a 13-5 postseason record. That includes an 11-4 mark in NCAA Division II playoffs during his tenure at Grand Valley State (national championships in 2002 and 2003). Kelly's Cincinnati teams defeated Western Michigan, 27-24, in the International Bowl following the 2006 season (just after taking the Bearcat job), defeated Southern Mississippi, 31-21, in the Papajohns.com Bowl in 2007 and then fell 20-7 in 2008 to Virginia Tech in the Bowl Championship Series FedEx Orange Bowl. Last year, Kelly coached his Cincinnati team to a 12-0 record and an invitation to the Allstate Sugar Bowl, but he did not coach that game after accepting the job at Notre Dame.

FIRST-YEAR NOTRE DAME HEAD COACHES AGAINST USC

► Notre Dame has had 15 different head coaches, including current head coach Brian Kelly, walk the sidelines in the all-time series with rival USC. Kelly became the first Irish head coach to knock off the Trojans in his first meeting since Lou Holtz.

► Notre Dame first-year head coaches are now 8-7 in their first meeting with USC. Prior to Kelly, the three previous head coaches (Bob Davie, Tyrone Willingham and Charlie Weis) had each dropped their first meeting with the Trojans. Holtz had been the last first-year head coach to upend USC in its first meeting. Holtz's 1986 squad finished up the season with a thrilling, come-from-behind 38-37 victory. The Irish trailed 37-20 with just under 12 minutes left in the contest.

► The other six coaches to knock off USC in their first matchup: Hugh Devore (1963), Joe Kuharich (1959), Terry Brennan (1954), Frank

Notre Dame Coaching Staff Locations



Brian Kelly
Sidelines



Bob Diaco
Press Box



Charley Molnar
Press Box



Tony Alford
Sidelines



Kerry Cooks
Sidelines



Mike Denbrock
Press Box



Mike Elston
Sidelines



Tim Hinton
Press Box



Chuck Martin
Sidelines



Ed Warinner
Sidelines



Jon Carpenter
Press Box



Michael Painter
Press Box

Leahy (1941), Elmer Layden (1934) and Knute Rockne (1926).

KELLY AIMS TO ALTER IRISH HISTORY FOR FIRST-YEAR COACHES IN BOWL GAMES

► Kelly hopes to become the first Irish coach in school history to capture a bowl game in his inaugural season with Notre Dame. He has already become the third Irish head coach to reach a bowl game during his first year. Kelly joins Charlie Weis (2005), Tyrone Willingham (2002) and Bob Davie (1997) as first-year Notre Dame coaches to participate in a bowl game.

Bowl	Date	ND Coach	Result	ND Rank	Opponent	Opponent Rank
Fiesta	Jan. 2, 2006	Charlie Weis	L, 20-34	5	Ohio State	4
Gator	Jan. 1, 2003	Tyrone Willingham	L, 6-28	11	North Carolina State	17
Independence	Dec. 28, 1997	Bob Davie	L, 9-27	NR	LSU	15

PLENTY OF NEW FACES WITH FUTURE EXPERIENCE TO BURN

► A total of 19 different players have started on offense for Notre Dame this year. Of those 19 players, only nine had started in their Irish careers prior to this season and one of those players, sophomore WR **Theo Riddick** started at a complete different position. Among the nine players, Riddick and junior WR **John Goodman** had started exactly one game prior to this season.

► The remaining 10 players all picked up their first career starts this season. The list includes junior C **Braxton Cave**, sophomore OT **Zack Martin**, senior OT **Taylor Dever**, junior QB **Dayne Crist**, sophomore TE **Tyler Eifert**, freshman WR **T.J. Jones**, sophomore RB **Cierre Wood**, senior OT **Matt Romine**, freshman QB **Tommy Rees** and sophomore WR **Robby Toma**.

► A total of six, Martin, Eifert, Jones, Wood, Rees and Toma, are in their first years of playing for the Irish.

► Fifteen of the 19 players have at least one year of eligibility remaining, 10 have two years and five have three years.

► Through 12 games, there have been 132 total starts on the offense. Here is a breakdown of the starts by class:

Freshmen (9): QB Tommy Rees - 3; WR T.J. Jones - 6

Sophomores (33): OT Zack Martin - 12; WR Theo Riddick - 7; TE Tyler Eifert - 7; RB Cierre Wood - 5; WR Robby Toma - 2

Juniors (53): TE Kyle Rudolph - 6; WR Michael Floyd - 11; C Braxton Cave - 12; OG Trevor Robinson - 12; QB Dayne Crist - 9; WR John Goodman - 3

Seniors (25): RB Armando Allen Jr. - 7; WR Duval Kamara - 4; TE Mike Ragone - 2; OT Taylor Dever - 9; OT Matt Romine - 3

5th-Year Seniors (12): OG Chris Stewart - 2

► Here is the breakdown of starts on offense by class:

Freshmen: 9 (6.8%) **Sophomores:** 33 (25.0%) **Juniors:** 53 (40.2%) **Seniors:** 25 (18.9%) **5th-Year Seniors:** 12 (9.1%)

► A total of 15 different players have started on defense for Notre Dame this year. Of those 15 players, 11 have at least one year of eligibility remaining, five have two years and one has three years.

► Through 12 games, there have been 132 total starts on the defense. Here is a breakdown of the starts by class:

Freshmen (0)

Sophomores (32): ILB Manti Te'o - 12; ILB Carlo Calabrese - 8; S Zeke Motta - 7; S Jamoris Slaughter - 5

Juniors (41): DE Ethan Johnson - 12; OLB Darius Fleming - 12; DE Kapron Lewis-Moore - 12; CB Robert Blanton 1; NG Sean Cwynar - 4

Seniors (47): S Harrison Smith - 12; OLB Kerry Neal - 11; ILB Brian Smith - 4; NG Ian Williams - 8; CB Gary Gray - 12

5th-Year Seniors (12): CB Darrin Walls - 12

► Here is the breakdown of starts on defense by class:

Freshmen: 0 (0.0%) **Sophomores:** 32 (24.2%) **Juniors:** 41 (31.1%) **Seniors:** 47 (35.6%) **5th-Year Seniors:** 12 (9.1%)

► The following chart breaks down the 264 starts made by the Irish this season by class:

Freshmen: 9 (3.4%) **Sophomores:** 65 (24.6%) **Juniors:** 94 (35.6%) **Seniors:** 72 (27.3%) **5th-Year Seniors:** 24 (9.1%)

ONLY THE BIG BOYS

► Notre Dame is one of just four NCAA FBS programs to have not faced a non-FBS opponent since the current setup was established in 1978. The three other remaining schools that have yet to play a non-FBS opponent are USC, UCLA and Washington.

2010 NOTRE DAME OPPONENT UPDATE

Eye On Notre Dame Record Book

RUSHING

Attempts - Career

1. Allen Pinkett	889 (1982-85)
2. Autry Denson	854 (1995-98)
3. Darius Walker	693 (2004-06)
4. Vagas Ferguson	673 (1976-79)
5. Julius Jones	634 (1999-01, '03)
6. Jerome Heavens	590 (1975-78)
7. Ryan Grant	560 (2001-04)
8. Phil Carter	557 (1979-82)
9. Neil Worden	476 (1951-53)

10. Armando Allen Jr.

469 (2007-)

Yards - Career

1. Autry Denson, 1995-98	854	5.1	4318
2. Allen Pinkett, 1982-85	889	4.6	4131
3. Vagas Ferguson, 1976-79	673	5.2	3472
4. Darius Walker, 2004-06	693	4.7	3249
5. Julius Jones, 1999-01, '03	634	4.8	3018
6. Jerome Heavens, 1975-78	590	4.5	2682
7. Phil Carter, 1979-82	557	4.3	2409
8. George Gipp, 1917-20	369	6.3	2341
9. Randy Kinder, 1993-96	404	5.7	2295
10. Tony Brooks, 1987-91	423	5.4	2274

-- **Armando Allen Jr., 2007-**

469 4.6 2144

PASSING

Attempts - Game

1. Terry Hanratty	63	at Purdue, Sept. 30, 1967
2. Brady Quinn	60	vs. Michigan St., Sept. 17, 2005
3. Brady Quinn	59	at Purdue, Sept. 27, 2003
4. Joe Theismann	58	at USC, Nov. 28, 1970
5. Dayne Crist	55	at Michigan St., Sept. 18, 2010
6. Tommy Rees	54	vs. Tulsa, Oct. 30, 2010
7. Brady Quinn	52	vs. Florida St., Nov. 1, 2003
8. Jimmy Clausen	51	vs. Navy, Nov. 7, 2009
9. Jimmy Clausen	48	at North Carolina, Oct. 11, 2008
Brady Quinn	48	vs. Michigan, Sept. 16, 2006

Attempts - Season

1. Brady Quinn	467 (2006)
2. Brady Quinn	450 (2005)
3. Jimmy Clausen	440 (2008)
4. Jimmy Clausen	425 (2009)
5. Brady Quinn	353 (2004)
6. Brady Quinn	332 (2003)
7. Jarious Jackson	316 (1999)
8. Ron Powlus	298 (1997)
9. Dayne Crist	294 (2010)
10. Joe Theismann	268 (1970)

Attempts per Game - Season

1. Brady Quinn	37.5 (450/12), 2005
2. Brady Quinn	35.9 (467/13), 2006
3. Jimmy Clausen	35.4 (425/12), 2009
4. Jimmy Clausen	33.8 (440/13), 2008
5. Dayne Crist	32.7 (294/9), 2010
6. Brady Quinn	29.4 (353/12), 2004
7. Terry Hanratty	28.1 (197/7), 1968
8. Brady Quinn	27.7 (332/12), 2003

Eye On Notre Dame Record Book

Attempts per Game - Career

1. Brady Quinn	32.7 (1602/49), 2003-06
2. Jimmy Clausen	31.7 (1110/35), 2007-09
3. Dayne Crist	24.2 (314/13), 2008-
4. Ron Powlus	21.9 (964/44), 1994-97
5. Terry Hanratty	21.2 (550/26), 1966-68

Completions - Game

1. Jimmy Clausen	37	vs. Navy, Nov. 7, 2009
2. Tommy Rees	33	vs. Tulsa, Oct. 30, 2010
Joe Theismann	33	at USC, Nov. 28, 1970
Brady Quinn	33	vs. Michigan St., Sept. 17, 2005
5. Dayne Crist	32	at Michigan St., Sept. 18, 2010
Brady Quinn	32	vs. Brigham Young, Oct. 22, 2005
7. Jimmy Clausen	31	at North Carolina, Oct. 11, 2008
Ron Powlus	31	at Purdue, Sept. 13, 1997
9. Jimmy Clausen	30	vs. UConn, Nov. 21, 2009
10. Jimmy Clausen	29	vs. Stanford, Oct. 4, 2008
Brady Quinn	29	at Purdue, Oct. 1, 2005
Brady Quinn	29	at Purdue, Sept. 27, 2003
Terry Hanratty	29	at Purdue, Sept. 30, 1967
Brady Quinn	29	vs. OSU, Jan. 2, 2006
Brady Quinn	29	vs. Purdue, Sept. 30, 2006

Completions - Season

1. Brady Quinn	292 (2005)
2. Jimmy Clausen	289 (2009)
Brady Quinn	289 (2006)
4. Jimmy Clausen	268 (2008)
5. Brady Quinn	191 (2004)
6. Jarious Jackson	184 (1999)
7. Ron Powlus	182 (1997)
8. Dayne Crist	174 (2010)
9. Brady Quinn	157 (2003)
10. Joe Theismann	155 (1970)

Consecutive Completions - Game

1. Ron Powlus	14	vs. Michigan State, Sept. 20, 1997
Brady Quinn	14	vs. Ohio State, Jan. 2, 2006
3. Dayne Crist	12	vs. Pittsburgh, Sept. 9, 2010
Jarious Jackson	12	vs. Navy, Nov. 14, 1998
Brady Quinn	12	vs. Brigham Young, Oct. 22, 2005
6. Jimmy Clausen	11	vs. Washington State, Oct. 31, 2009
Brady Quinn	11	at Pittsburgh, Sept. 3, 2005
Brady Quinn	11	at Purdue, Oct. 1, 2005

Consecutive Completions - Year

1. Ron Powlus	14 (1997)
Brady Quinn	14 (2005)
3. Dayne Crist	12 (2010)
Jimmy Clausen	12 (2009)
Jarious Jackson	12 (1998)
Brady Quinn	12 (2005)
7. Jimmy Clausen	11 (2009)
Ron Powlus	11 (1996)
Brady Quinn	11 (2005)
Brady Quinn	11 (2005)

► According to the NCAA, no FBS school has played a tougher schedule based on opposition win-loss percentage. Notre Dame's 2010 opponents have a combined record of 80-43 (.650). NCAA ratings includes opponent's record against only FBS schools and excludes result in meeting with the Irish.

► Notre Dame's No. 1 ranking in the NCAA strength-of-schedule standings is its highest since a No. 1 ranking in 1995. The current .650 winning percentage of Irish opponents makes for its strongest schedule faced in 21 years - since a .655 percentage when Notre Dame finished tops in the toughest-schedule derby in 1989.

► The Irish have a long history of playing challenging schedules - with Notre Dame ranking (since the NCAA began this rating in 1977) first in 1978, 1985, 1987, 1989, 1995 and 2010; third in 1986, 1999, 2003; and fourth in 1979 and 1990. That makes for 11 top-four finishes in that category in the 34 years the NCAA has calculated these numbers.

► Notre Dame has played three opponents that rank in this week's BCS top 25 standings, including No. 4 Stanford, No. 9 Michigan State and

TOUGHEST SCHEDULE RANKINGS

Here are the year-by-year top two teams in the toughest-schedule ratings, plus where the Irish finished (regular season only)

Year	Team (Record)	W	L	T	Pct.	Year	Team (Record)	W	L	T	Pct.
1977	1. Miami (Fla.) (3-8)	66	42	2	.609	1995	1. Notre Dame (9-2)	67	37	5	.637
	2. Penn State. (10-1)	61	39	2	.608		2. Illinois (5-5-1)	69	40	2	.630
	13. Notre Dame (10-1)	59	44	4	.570	1996	1. Florida (12-1)	70	41	0	.631
1978	1. Notre Dame (8-3)	77	31	2	.709		2. UCLA (5-6)	66	41	0	.617
	2. USC (11-1)	79	40	1	.663		54. Notre Dame (8-3)	58	53	0	.523
1979	1. UCLA (5-6)	71	37	2	.655	1997	1. Colorado (5-6)	74	36	0	.673
	2. South Carolina (8-3)	69	38	2	.642		2. Auburn (10-3)	70	38	0	.648
	4. Notre Dame (7-4)	68	38	2	.639		15. Notre Dame (7-6)	69	48	0	.590
1980	1. Florida State (10-1)	70	34	0	.673	1998	1. Auburn (3-8)	74	34	0	.685
	2. Miami (Fla.) (8-3)	64	33	1	.658		2. Missouri (7-4)	65	36	0	.647
	14. Notre Dame (9-1-1)	62	45	2	.578		82. Notre Dame (9-3)	52	61	0	.460
1981	1. Penn State (9-2)	71	33	2	.679	1999	1. Alabama (10-3)	71	35	0	.670
	2. Temple (5-5)	71	33	2	.669		2. Auburn (5-6)	61	35	0	.635
	28. Notre Dame (5-6)	59	48	2	.550		3. Notre Dame (5-7)	73	46	0	.613
1982	1. Penn State (10-1)	63	34	2	.646	2000	1. Florida (10-3)	79	42	0	.652
	2. Kentucky (0-10-1)	63	34	5	.642		2. Florida State (11-2)	78	44	0	.639
	13. Notre Dame (6-4-1)	62	46	1	.573		34. Notre Dame (9-3)	61	50	0	.550
1983	1. Auburn (10-1)	70	31	3	.688	2001	1. California (1-10)	71	38	0	.651
	2. UCLA (6-4-1)	68	37	5	.641		2. Mississippi State (3-7)	69	37	0	.651
	50. Notre Dame (6-5)	50	49	5	.505		22. Notre Dame (5-6)	64	45	0	.587
1984	1. Penn State (6-5)	58	36	3	.613	2002	1. USC (11-2)	107	58	0	.648
	2. Georgia (7-4)	60	39	4	.602		2. Iowa State (7-7)	107	62	0	.633
	13. Notre Dame (7-4)	59	44	3	.570		28. Notre Dame (10-3)	94	72	0	.566
1985	1. Notre Dame (5-6)	72	29	3	.707	2003	1. Alabama (4-9)	98	50	0	.662
	2. Alabama (8-2-1)	65	32	5	.662		2. Florida (8-5)	89	48	0	.650
1986	1. Florida (6-5)	64	29	3	.682		3. Notre Dame (5-7)	89	49	0	.645
	2. LSU (9-2)	67	36	2	.648	2004	1. Texas A&M (7-5)	86	42	0	.671
	3. Notre Dame (5-6)	68	39	1	.634		2. North Carolina (6-6)	74	39	0	.654
1987	1. Notre Dame (8-3)	71	34	2	.671		7. Notre Dame (6-6)	78	49	0	.614
	2. Florida State (10-1)	60	29	4	.667	2005	1. Oklahoma (8-4)	84	38	0	.689
1988	1. Virginia Tech (3-8)	57	31	0	.648		2. Stanford (5-6)	66	37	0	.641
	2. Arizona (7-4)	70	37	3	.650		52. Notre Dame (9-3)	66	57	0	.537
	25. Notre Dame (11-0)	56	45	4	.552	2006	1. Florida (13-1)	100	49	0	.671
1989	1. Notre Dame (11-1)	74	38	4	.655		2. Michigan (11-2)	91	53	0	.632
	2. LSU (4-7-0)	67	41	1	.619		34. Notre Dame (10-3)	81	66	0	.551
1990	1. Colorado (10-1-1)	72	42	3	.628	2007	1. Texas A&M (7-6)	85	50	0	.630
	2. Stanford (5-6)	67	39	4	.627		2. Virginia Tech (11-3)	91	55	0	.623
	4. Notre Dame (9-2)	63	38	5	.618		30. Notre Dame (3-9)	77	60	0	.562
1991	1. South Carolina (3-6-2)	57	31	2	.644	2008	1. Oklahoma (12-2)	95	50	0	.655
	2. Florida (10-1)	66	37	1	.639		2. Florida (13-1)	93	53	0	.637
	14. Notre Dame (8-3)	68	49	2	.580		89. Notre Dame (7-6)	67	78	0	.462
1992	1. USC (6-4-1)	68	38	4	.636	2009	1. Mississippi State (5-7)	84	41	0	.672
	2. Stanford (9-3-0)	73	43	4	.625		2. Alabama (14-0)	93	54	0	.633
	14. Notre Dame (9-1-1)	61	45	4	.573		50. Notre Dame (6-6)	71	64	0	.526
1993	1. LSU (5-6)	67	38	5	.632	2010	1. Notre Dame (7-5)	80	43	0	.650
	2. Purdue (1-10)	66	38	2	.631		2. Texas A&M (9-3)	75	41	0	.647
	50. Notre Dame (10-1)	56	54	0	.509						
1994	1. Michigan (7-4)	67	38	6	.631						
	2. Oklahoma (6-5)	66	39	4	.614						
	18. Notre Dame (6-4-1)	59	46	6	.559						

No. 19 Utah. The Irish have also faced three other teams receiving votes in this week's AP poll.

► Notre Dame was one of only two Football Bowl Subdivision schools to have played teams from a BCS conference in each of the first six weeks (LSU was the other).

► The Irish most definitely saw dividends from playing the most difficult football schedule in the country to date. The five teams that defeated Notre Dame in the regular season are a combined 46-13 — with No. 11 Michigan State 11-1 (only loss coming on the road against No. 13 Iowa), No. 7 Stanford 11-1 (only loss coming on the road against unbeaten and top-ranked Oregon), Michigan (7-5), Navy (8-3) and Tulsa (9-3).

► Ten Notre Dame opponents finished the regular season eligible for a bowl game. The Irish actually played 11 teams that either have finished or will finish the season with a .500 record or better. No other school in the Football Bowl Subdivision has played more bowl-eligible teams than the Irish. Purdue and USC are the only teams on Notre Dame's schedule that are not eligible to play in a bowl game. The Boilermakers, which finished 4-8, were the only Irish foe that failed to secure a winning record in 2010. The Trojans (7-5) are not eligible for a bowl game due to NCAA sanctions.

► Notre Dame has faced three teams that have already secured a 10-win season, including Stanford (11-1), Michigan State (11-1) and Utah (10-2). Two other Irish foes from 2010 can reach the 10-win plateau, including Navy (9-3, needs to win its bowl game) and Tulsa (9-3, needs a victory in its bowl game).

NCAA FBS Toughest Schedules in 2010

Name	Wins	Losses	Ties	Percentage
1. Notre Dame	80	43	0	.650
2. Texas A&M	75	41	0	.647
3. South Carolina	77	45	0	.631
4. Auburn	76	45	0	.628
5. Minnesota	71	43	0	.623
6. Arkansas	70	43	0	.619
7. LSU	69	43	0	.616
8. Iowa State	72	45	0	.615
9. Missouri	71	45	0	.612
10. Illinois	68	44	0	.607

► The following is a list of 2010 Notre Dame opponents and how they fared in their last outing:

Opponent	'10 Record	Last Game (Result)
Purdue	4-8	L, 31-34 (ot) vs. Indiana
Michigan	7-5	L, 7-37 at Ohio State
No. 11 at Michigan State	11-1	W, 28-22 at Penn State
No. 7 Stanford	11-1	W, 38-0 at Oregon State
at Boston College	7-5	W, 16-7 at Syracuse
Pittsburgh	7-5	W, 28-10 at Cincinnati
Western Michigan	6-6	W, 41-7 at Bowling Green
vs. Navy	9-3	W, 31-17 vs. Army
Tulsa	9-3	W, 56-50 vs. Southern Miss
No. 25 Utah	10-2	W, 17-16 vs. BYU
vs. Army	6-6	L, 17-31 vs. Navy
at USC	8-5	W, 28-14 at UCLA

Notre Dame 2010 Opponents' Combined Record: 95-50 (.655)

THE 2010 CAPTAINS

► Notre Dame reinstated an old tradition in 2010, designating captains on a game-by-game basis for only the third time in school history. Back in 1946, legendary head coach Frank Leahy elected to choose captains for each game — the result was an 8-0-1 record and the fifth of Notre Dame's 11 national championships. The Irish also designated captains on a game-by-game basis from 2002-04 as well, but the team voted on season captains following the regular season. The 2010 captains have been as follows:

Purdue: Michael Floyd, Darrin Walls

Michigan: Armando Allen Jr., Ethan Johnson

Michigan State: Kyle Rudolph, Ian Williams

Stanford: Chris Stewart, Ian Williams

Boston College: Armando Allen Jr., Harrison Smith

Western Michigan: Dayne Crist, Gary Gray

Pittsburgh: Kerry Neal, Trevor Robinson

Navy: Robert Blanton, Zack Martin

Tulsa: Michael Floyd, Manti Te'o

Utah: Michael Floyd, Harrison Smith

Army: Michael Floyd, Harrison Smith

USC: Michael Floyd, Harrison Smith

► Junior WR **Michael Floyd** leads all Irish players with five selections. Senior S **Harrison Smith** has four selections, while senior RB **Armando Allen Jr.** and senior NG **Ian Williams** have been chosen on two separate occasions.

TAILS IT IS

► Notre Dame had opened each of its first 11 games this season with the football. The Irish won the coin toss and elected to receive against Purdue, Michigan State, Stanford, Pittsburgh, Navy, Utah and Army. Notre Dame lost the coin toss against Michigan, Boston College, Western Michigan and Tulsa, but each opponent deferred to the second half.

► Notre Dame won the coin toss against USC, but elected to defer.

IRISH HOT DOWN THE STRETCH

Eye On Notre Dame Record Book

Completions per Game - Season

1. Brady Quinn	24.3 (292/12), 2005
2. Jimmy Clausen	24.1 (289/12), 2009
3. Brady Quinn	22.2 (289/13), 2006
4. Jimmy Clausen	20.6 (268/13), 2008
5. Dayne Crist	19.3 (174/9), 2010
6. Terry Hanratty	16.6 (116/7), 1968

Completions per Game - Career

1. Jimmy Clausen	19.9 (695/35), 2007-09
2. Brady Quinn	19.0 (929/49), 2003-06
3. Dayne Crist	14.2 (184/13), 2008-
4. Ron Powlus	12.7 (558/44), 1994-97
5. Terry Hanratty	11.7 (304/26), 1966-68

Completion Percentage - Season (min. 100 att.)

1. Jimmy Clausen	68.0 (2009)
2. Brady Quinn	64.9 (2005)
3. Tommy Rees	63.0 (2010)
4. Brady Quinn	61.9 (2006)
5. Kevin McDougal	61.6 (1993)
6. Ron Powlus	61.1 (1997)
7. Jimmy Clausen	60.9 (2008)
8. Steve Beuerlein	60.3 (1984)
9. Dayne Crist	59.2 (2010)
Jarious Jackson	59.2 (1999)

Completion Percentage - Career (min. 150 att.)

1. Jimmy Clausen	62.6 (2007-09)
2. Kevin McDougal	62.2 (1990-93)
3. Dayne Crist	58.6 (2008-)
4. Brady Quinn	58.0 (2003-06)
5. Ron Powlus	57.5 (1994-97)
6. Jarious Jackson	57.1 (1996-99)
7. Joe Theismann	56.9 (1968-70)
8. Steve Beuerlein	55.6 (1983-86)

Yards per Game - Season

1. Brady Quinn	326.6 (2005)
2. Jimmy Clausen	310.2 (2009)
3. Brady Quinn	263.5 (2006)
4. Jimmy Clausen	244.0 (2008)
5. Joe Theismann	242.9 (1970)
6. Jarious Jackson	229.4 (1999)
7. Dayne Crist	225.9 (2010)
8. Brady Quinn	215.5 (2004)
9. Terry Hanratty	209.4 (1968)
10. Steve Beuerlein	201.0 (1986)

Yards per Game - Career

1. Brady Quinn	240.0 (2003-06)
2. Jimmy Clausen	232.8 (2007-09)
3. Ron Powlus	172.7 (1994-97)
4. Dayne Crist	166.4 (2008-)
5. Terry Hanratty	159.7 (1966-68)
6. Steve Beuerlein	155.4 (1983-86)
7. Joe Montana	152.6 (1975-78)
8. Joe Theismann	152.1 (1968-70)

Eye On Notre Dame Record Book

Touchdown Passes - Game

1. Brady Quinn	6	vs. Brigham Young, Oct. 22, 2005
2. Jimmy Clausen	5	at Stanford, Nov. 28, 2009
Jimmy Clausen	5	vs. Hawai'i, Dec. 24, 2008
Brady Quinn	5	at Michigan St., Sept. 23, 2006
Brady Quinn	5	vs. Michigan St., Sept. 17, 2005
6. Tommy Rees	4	vs. Tulsa, Oct. 30, 2010
Dayne Crist	4	at Michigan St., Sept. 18, 2010
Jimmy Clausen	4	vs. Nevada, Sept. 5, 2009
Brady Quinn	4	at Air Force, Nov. 11, 2006
Brady Quinn	4	vs. North Carolina, Nov. 4, 2006
Brady Quinn	4	vs. Navy, Nov. 12, 2005
Brady Quinn	4	vs. Washington, Sept. 25, 2004
Carlyle Holiday	4	vs. Rutgers, Nov. 23, 2002
Jarious Jackson	4	vs. Arizona St., Oct. 9, 1999
Ron Powlus	4	vs. Rutgers, Nov. 23, 1996
Ron Powlus	4	at Purdue, Sept. 9, 1995
Ron Powlus	4	vs. Northwestern, Sept. 3, 1994
Steve Beuerlein	4	at USC, Nov. 24, 1986
Daryle Lamonica	4	vs. Pittsburgh, Nov. 10, 1962
Angelo Bertelli	4	vs. Stanford, Oct. 10, 1942

Lowest INT Percentage - Season

1. Matt LoVecchio	0.80 (1 of 125), 2000
2. Jimmy Clausen	0.94 (4 of 425), 2009
3. Brady Quinn	1.50 (7 of 467), 2006
4. Brady Quinn	1.56 (7 of 450), 2005
5. Ron Powlus	1.72 (4 of 232), 1996
6. Carlyle Holiday	1.95 (5 of 257), 2002
7. Rick Slager	2.16 (3 of 139), 1975
8. Ron Powlus	2.35 (7 of 298), 1997
9. Dayne Crist	2.38 (7 of 294), 2010

Lowest INT Percentage - Career

1. Jimmy Clausen	2.432 (27 of 1110), 2007-09
2. Brady Quinn	2.434 (39 of 1602), 2003-06
3. Dayne Crist	2.55 (8 of 314), 2008-
4. Ron Powlus	2.79 (27 of 969), 1994-97
5. Carlyle Holiday	2.99 (12 of 401), 2001-04
6. Rick Mirer	3.30 (23 of 698), 1989-92
7. Kevin McDougal	3.33 (6 of 180), 1990-93
8. Jarious Jackson	3.92 (21 of 536), 1996-99

- ▶ Notre Dame has not posted a three-game winning streak to end the regular season since 2005. The Irish captured their last five games of '05. Notre Dame has only closed 20 seasons with a winning streak of at least three games since 1930.
- ▶ The Irish last posted an undefeated November in 2005. Notre Dame has only posted four undefeated Novembers over the last 15 years.
- ▶ The Irish owned a 3-10 mark in November over the previous three seasons entering 2010.
- ▶ Notre Dame enters its meeting with Miami, riding a three-game winning streak. The Irish could register their fourth consecutive victory, which would be the longest winning streak since 2006 when Notre Dame captured eight straight games.
- ▶ The Irish could close a season with four or more straight wins for the first time since 1992. Notre Dame closed the '92 season with seven consecutive victories.

NOTRE DAME'S MASH UNIT

- ▶ The Irish have been beset by injuries in 2010. Notre Dame has undergone season-ending injuries to senior C **Dan Wenger** (before the season), junior QB **Dayne Crist** following the Tulsa game, junior TE **Kyle Rudolph** following the Pittsburgh game and senior RB **Armando Allen Jr.** following the Navy game. Senior NG **Ian Williams** missed the final four games of the regular season, while sophomore WR **Theo Riddick** missed four games before returning in a limited role against USC. The Irish also lost the services of junior WR **Michael Floyd** (vs. Navy), freshman WR **TJ Jones** (vs. Utah), junior RB **Jonas Gray** (vs. Boston College, vs. Pittsburgh, vs. Western Michigan, vs. Navy and vs. Tulsa), sophomore ILB **Carlo Calabrese** (vs. Tulsa, vs. Utah), senior OT **Taylor Dever** (at Boston College and vs. Pittsburgh) and junior S **Jamoris Slaughter** (vs. Michigan and Navy). Notre Dame even lost its starting short snapper for the remainder of the season when senior **Bill Flavin** suffered a broken ankle against Tulsa.
- ▶ It has been 44 years since Notre Dame lost both its No. 1 quarterback and No. 1 running back to an injury prior to the end of the regular season. The 2010 duo of Crist and Allen Jr. are the first since 1966, when quarterback Terry Hanratty and running back Nick Eddy were sidelined from playing in the season finale at USC. The Irish still won 51-0 over the Trojans to capture the national title. While the '66 Notre Dame squad had the luxury of missing the tandem for just one game, the '10 Irish squad played the final five games without Crist and Allen Jr.
- ▶ On offense against Utah alone, Notre Dame played without Allen Jr., Crist, Jones, Riddick, Rudolph and Wenger.
- ▶ Riddick (38 rec., 406 yards, 3 TD), Rudolph (28 rec., 328 yards, 3 TD), Jones (22 rec., 287 yards, 3 TD) and Allen (17 rec., 138 yards) entered the game against the Utes as four of the top five receivers for the Irish on the year. They had combined for 105 receptions, 1,159 yards and nine touchdowns.
- ▶ Rudolph has missed six games, Riddick missed four games, Jones has missed one game and Allen has missed four complete games and the majority of a fifth.
- ▶ Allen underwent season-ending surgery on a hip flexor. He finished the year with 514 yards on 107 carries and two touchdowns.
- ▶ Crist, who was lost for the season with a torn patella tendon just seven plays into the game against Tulsa, had thrown for 2,033 yards and 15 touchdowns prior to the injury.
- ▶ In all, players of Notre Dame's starting offense have missed a total of 26 games to injury this season (does not include Wenger).

NOTRE DAME AND TOP-RANKED FOES

- ▶ The Irish have registered 133 victories in school history over opponents ranked in the top 20 of the AP poll, including 23 when Notre Dame entered the game unranked as they did against No. 15 Utah. Nine of those 23 victories when the Irish were unranked have occurred at Notre Dame Stadium. Prior to Utah, Notre Dame's last victory over a top 20 opponent when unranked came on Nov. 6, 2004, at No. 7 Tennessee (17-13). The last victory for the Irish over a top 20 opponent when unranked at home came on Sept. 11, 2004, against No. 8 Michigan (28-20).
- ▶ Notre Dame's margin of victory (25 points) over No. 15 Utah was the largest in a game against an AP top 20 opponent since Oct. 12, 1996, against Washington. Under the direction of head coach Lou Holtz, the Irish defeated the No. 16 Huskies, 54-20.
- ▶ Notre Dame's victory was the program's 21st in school history over an AP top 20 foe by 25 or more points.
- ▶ The three points allowed by Notre Dame against No. 15 Utah were the fewest allowed by the Irish against an AP top 20 foe since Jan. 1, 1993. Notre Dame defeated No. 4 Texas A&M, 28-3, in the Cotton Bowl.
- ▶ The three points allowed by the Irish marked the 34th time in school history that the Notre Dame held a top 20 opponent to seven points or less and the 20th time to three points or less.
- ▶ The victory over No. 15 Utah was the highest ranked opponent that Notre Dame has defeated since Sept. 10, 2005, when the Irish upended No. 3 Michigan, 17-10.
- ▶ Notre Dame now owns an all-time record of 133-124-10 (.517) against teams ranked in the top 20 of the AP poll, including a 60-52-3 (.535) mark in Notre Dame Stadium.

NOTRE DAME OFFENSE, DEFENSE QUARTER BY QUARTER BREAKDOWN

- ▶ Notre Dame was limited to 47 total yards over its first four drives (14 plays) against USC and picked up just one first down. The Irish failed to convert a first down on their first four third down conversions. On the final two drives of the half against the Trojans, the Irish amounted 141 total yards (23 plays), nine first downs and scored two touchdowns. Notre Dame also converted four of its final five third down attempts on the last two drives, including three on the initial touchdown drive of the game.
- ▶ The Irish managed only 40 total yards on 11 plays in the opening quarter vs. USC, but responded with 148 total yards on 26 plays in the second stanza.
- ▶ Notre Dame mustered 31 yards on its first 19 plays of the second half against the Trojans, but when it mattered most the Irish marched 77 yards on seven plays to score a touchdown and secure a 20-16 lead and eventual victory over USC.
- ▶ Notre Dame rushed 56 and 65 yards, respectively, in the second and fourth quarters against the Trojans. The 56 yards on the ground were the most by the Irish in any second quarter this season, while the 65 yards were the second-most by Notre Dame in any fourth quarter.
- ▶ Notre Dame amassed 51 yards rushing in the first quarter against Army. The 51 yards on the ground in the opening quarter were the most by the Irish in a first quarter since Oct. 2 at Boston College when Notre Dame totaled 60 in the opening 15 minutes.
- ▶ Notre Dame totaled 262 yards (169 in the air and 93 on the ground) before halftime versus the Black Knights. The 262 yards were the most in a first half this season for the Irish and second-most in any half this year (only bested by the 297 total from the second half against Michigan).

Eye On Notre Dame Record Book

RECEIVING

Receptions - Game

1. Maurice Stovall	14	vs. Brigham Young, Oct. 22, 2005
2. Jim Seymour	13	vs. Purdue, Sept. 24, 1966
3. Tom Gatewood	12	vs. Purdue, Sept. 26, 1970
Bobby Brown	12	at Pittsburgh, Nov. 13, 1999
5. Michael Floyd	11	at USC, Nov. 27, 2010
Michael Floyd	11	vs. Tulsa, Oct. 30, 2010
Golden Tate	11	vs. Boston College, Oct. 24, 2009
Jim Kelly	11	vs. Pittsburgh, Nov. 10, 1962
Jim Seymour	11	at USC, Nov. 26, 1966
10. Theo Riddick	10	at Michigan St., Sept. 18, 2010
Golden Tate	10	at Stanford, Nov. 28, 2009
Michael Floyd	10	vs. Navy, Nov. 7, 2009
Michael Floyd	10	vs. Pittsburgh, Nov. 1, 2008
Arnaz Battle	10	vs. Pittsburgh, Oct. 12, 2002
Arnaz Battle	10	vs. NC State, Jan. 1, 2003
Tom Gatewood	10	at USC, Nov. 28, 1970
Tom Gatewood	10	vs. Michigan St., Oct. 4, 1969
Jim Seymour	10	at Michigan St., Oct. 26, 1968
Rhema McKnight	10	vs. Purdue, Sept. 30, 2006

Receptions - Season

1. Golden Tate	93 (2009)
2. Jeff Samardzija	78 (2006)
3. Tom Gatewood	77 (1970)
Jeff Samardzija	77 (2005)
5. Michael Floyd	73 (2010)
6. Maurice Stovall	69 (2005)
7. Rhema McKnight	67 (2006)
8. Jack Snow	60 (1964)
9. Golden Tate	58 (2008)
Arnaz Battle	58 (2002)

Receptions - Career

1. Jeff Samardzija	179 (2003-06)
2. Rhema McKnight	170 (2002-06)
3. Michael Floyd	165 (2008-)
4. Golden Tate	157 (2007-09)
Tom Gatewood	157 (1969-71)
6. Jim Seymour	138 (1966-68)
7. Tim Brown	137 (1984-87)
8. Maurice Stovall	130 (2002-05)
9. Derrick Mayes	129 (1992-95)
10. Ken MacAfee	128 (1974-77)
-- Armando Allen Jr.	119 (2007-)

Receptions - Season (Tight End)

1. Ken MacAfee	54 (1977)
2. John Carlson	47 (2006)
Anthony Fasano	47 (2005)
4. Tony Hunter	42 (1982)
5. John Carlson	40 (2007)
6. Ken MacAfee	34 (1976)
7. Kyle Rudolph	33 (2009)
8. Mark Bavaro	32 (1984)
9. Kyle Rudolph	29 (2008)
10. Kyle Rudolph	28 (2010)
Tony Hunter	28 (1981)

- ▶ Army rushed for 61 yards on 14 carries in the opening quarter against Notre Dame, but managed just 26 yards on 11 carries in the second quarter. The Black Knights then rushed for only 48 yards on 18 carries in the entire second half.
- ▶ Notre Dame established a number of new opponent quarter lows in the triumph over Army. The 27 passing yards by the Black Knights in the first quarter were the fewest in the air in the opening quarter by an Irish foe. The zero passing yards and 26 total yards allowed in the second quarter were the fewest in both categories in any second quarter. The 12 yards passing in the third quarter and zero yards passing in the fourth quarter were the fewest in any third and fourth quarter. The 23 total yards in the fourth quarter was the fewest in any final quarter.
- ▶ Notre Dame totaled just nine total yards (six rushing, three passing) in the first quarter against Utah. The six yards rushing in the opening quarter were the second-fewest in any first quarter this season and sixth-fewest any quarter this season. The three yards passing and nine total yards in the first quarter were both the fewest in any quarter this year, but the Irish led 7-3 entering the second quarter in large part to junior CB **Robert Blanton's** blocked punt for touchdown.
- ▶ Notre Dame managed just 256 total yards in the contest versus the Utes, the fewest in a victory since Oct. 6, 2007, when the Irish totaled 140 yards in a 20-6 victory over UCLA. The 129 yards passing were the fewest in a victory since Nov. 15, 2008, when Notre Dame threw for just 110 yards in a 27-21 triumph over Navy.
- ▶ Notre Dame limited Utah to minus-three yards rushing in the fourth quarter and 16 yards on the ground in the second-half of its 28-3 victory over the Utes. In fact, the Irish allowed 36 yards on the ground over the game's final three quarters after Utah rushed for 35 yards in the opening quarter.
- ▶ Notre Dame rushed for minus-four yards on 10 carries in the opening half against Western Michigan (the fewest total of any half this season). The Irish responded with a dominant ground attack after halftime. Notre Dame galloped for 153 yards on 24 carries in the second half, which was the most yards rushing in any half this season.
- ▶ The Irish offense single-game highs by quarters are as follows: rushing (86, 4th quarter vs. Western Michigan), passing (171, 4th quarter vs. Stanford) and total yards (180, 4th quarter vs. Stanford).
- ▶ The Notre Dame defense single-game lows by quarters are as follows: rushing (minus-16, 3rd quarter at Boston College), passing (0, 2nd and 4th quarter vs. Army and vs. Navy) and total yards (1, 3rd quarter at Boston College).
- ▶ The Irish have outgained seven of their 11 opponents in the fourth quarter.
- ▶ Here is an interesting look at quarter-by-quarter breakdown of rushing, passing and total yards allowed and gained.

Notre Dame Opponents Quarter-by-Quarter Yardage Breakdown

	1st Quarter			2nd Quarter			3rd Quarter			4th Quarter		
	Rush	Pass	Total	Rush	Pass	Total	Rush	Pass	Total	Rush	Pass	Total
Purdue	30	28	58	49	58	107	-9	95	86	32	39	71
Michigan	28	87	115	161	20	181	44	31	75	55	106	161
Michigan State	34	43	77	64	73	137	106	54	160	3	75	78
Stanford	31	57	88	30	119	149	56	39	95	49	23	72
Boston College	4	65	69	22	54	76	-16	17	1	-5	129	124
Pittsburgh	31	88	119	1	68	69	57	37	94	21	79	100
WMU	10	51	61	29	122	151	-2	28	26	0	76	76
Navy	101	34	135	82	0	82	132	40	172	49	0	49
Tulsa	102	41	143	18	64	82	67	20	87	16	71	87
Utah	35	39	74	21	23	44	18	52	70	-3	80	77
Army	61	27	88	26	0	26	25	12	37	23	0	23
USC	29	45	74	9	26	35	26	19	45	10	97	107
Total	496	605	1101	512	627	1139	504	444	948	250	775	1025

Notre Dame Quarter-by-Quarter Yardage Breakdown

	1st Quarter			2nd Quarter			3rd Quarter			4th Quarter		
	Rush	Pass	Total	Rush	Pass	Total	Rush	Pass	Total	Rush	Pass	Total
Purdue	71	65	136	36	58	94	20	63	83	26	19	45
Michigan	55	36	91	43	104	147	51	94	145	5	147	152
Michigan State	17	116	133	30	42	72	-4	149	145	42	60	102
Stanford	10	68	78	14	31	45	11	37	48	9	171	180
Boston College	60	119	179	9	23	32	30	46	76	13	15	28
Pittsburgh	15	49	64	28	86	114	16	20	36	28	87	115
WMU	-4	115	111	0	103	103	67	58	125	86	23	109
Navy	44	75	119	31	43	74	34	43	77	-3	96	93
Tulsa	39	94	133	34	85	119	39	77	116	12	78	90
Utah	6	3	9	46	40	86	37	79	116	38	7	45
Army	51	59	110	41	111	152	0	39	39	63	5	68
USC	10	30	40	56	92	148	16	12	28	65	15	80
Total	374	829	1203	368	818	1186	317	717	1034	384	723	1107

IRISH QUITE OFTEN GO DOWN TO THE WIRE OFTEN, BUT NOT ALWAYS

- ▶ Since the start of the 2008 season, Notre Dame has played 20 games that have been decided by seven points or fewer. The Irish are 8-12 in those games including the 20-16 victory at USC to close the regular season.
- ▶ Notre Dame has played five games in 2010 decided by seven points or less. In fact, 15 of the last 24 games for the Irish have been decided by a touchdown or less.
- ▶ Ten of Notre Dame's 12 games in 2009 were decided in the fourth quarter. The Irish won four games decided by a touchdown or less and lost six times by seven or less.



Eye On Notre Dame Record Book

Receptions - Career (Tight End)

1. Ken MacAfee	128 (1974-77)
2. John Carlson	100 (2004-07)
3. Anthony Fasano	92 (2003-05)
4. Kyle Rudolph	90 (2008-)
5. *Tony Hunter	70 (1979-82)
6. Derek Brown	62 (1988-91)
Dean Masztak	62 (1978-81)
8. Mark Bavaro	55 (1981-84)
*played TE only in 1981-82	

Receptions - Season (Running Back)

1. Darius Walker	56 (2006)
2. Armando Allen Jr.	50 (2008)
3. Darius Walker	43 (2005)
4. Bob Gladioux	37 (1968)
5. Autry Denson	30 (1997)
6. Joseph Heap	29 (1952)
7. Armando Allen Jr.	28 (2009)
Allen Pinkett	28 (1983)
9. Marc Edwards	25 (1995)
Mark Green	25 (1986)

Receptions - Career (Running Back)

1. Armando Allen Jr.	119 (2007-)
2. Darius Walker	109 (2004-06)
3. Allen Pinkett	73 (1982-85)
4. Bob Gladioux	72 (1966-68)
5. Joseph Heap	71 (1951-54)
6. Mark Green	61 (1985-88)
7. Autry Denson	53 (1995-98)
8. Jim Morse	52 (1954-56)
9. Marc Edwards	46 (1993-96)
10. Nick Eddy	44 (1964-66)

Receiving Yards - Game

1. Jim Seymour	276	vs. Purdue, Sept. 24, 1966
2. Golden Tate	244	vs. Washington, Oct. 3, 2009
3. Jack Snow	217	at Wisconsin, Sept. 26, 1964
4. Bobby Brown	208	at Pittsburgh, Nov. 13, 1999
Jim Morse	208	at USC, Nov. 26, 1955
6. Maurice Stovall	207	vs. Brigham Young, Oct. 22, 2005
7. Golden Tate	201	at Stanford, Nov. 28, 2009
8. Tom Gatewood	192	vs. Purdue, Sept. 26, 1970
9. Jeff Samardzija	191	at Stanford, Nov. 26, 2005
10. Michael Floyd	189	vs. Nevada, Sept. 5, 2009

Receiving Yards - Season

1. Golden Tate	1496 (2009)
2. Jeff Samardzija	1249 (2005)
3. Maurice Stovall	1149 (2005)
4. Tom Gatewood	1123 (1970)
5. Jack Snow	1114 (1964)
6. Golden Tate	1080 (2008)
7. Jeff Samardzija	1017 (2006)
8. Michael Floyd	916 (2010)
9. Tim Brown	910 (1986)
10. Rhema McKnight	907 (2006)

► The Irish snapped a six-game losing streak in games decided by a touchdown or less. The 23-17 victory over Pittsburgh was the first since defeating Boston College (20-16) on Oct. 24, 2009. The Irish concluded last year by losing to Navy (23-21), Pitt (27-22), Connecticut (33-30 in overtime) and Stanford (45-38) and fell to Michigan (28-24) and Michigan State (34-31 in overtime) this season.

► Notre Dame actually posted back-to-back wins of at least 20 points against No. 15 Utah and Army for the first time in four years. The Irish bested the Utes (28-3) on Nov. 13 and the Black Knights (27-3) on Nov. 20. Notre Dame last posted consecutive 20+ point victories on Nov. 11 and Nov. 18 of 2006 when the Irish were victorious against Air Force (39-17) and Army (41-9) in consecutive contests.

► Notre Dame had not registered back-to-back victories by 24 points or more since Nov. 16 and Nov. 23 of 1996 when the Irish routed Pittsburgh (60-6) and Rutgers (62-0).

IRISH SHORT ON LAUNDRY

► Notre Dame was called for one penalty in the victory at USC. It marked the fourth time this season that the Irish were whistled for two penalties or less. Notre Dame was called for one penalty in the loss vs. Navy (Oct. 23) and two penalties in victories over Boston College (Oct. 2) and Purdue (Sept. 4). Notre Dame has not gone a complete game without a penalty since Nov. 15, 1997, at LSU.

► Notre Dame ranks tied for eighth in the FBS in penalties per game (4.58) and 23rd in penalty yards per game (42.58). The Irish ranked 69th and 73rd, respectively, in the same categories in 2009.

FBS Leaders In Fewest Penalties/Game

Rank	Name	Penalties	Yards Penalized	Penalties Per Game	Yards Per Game
1.	Wisconsin	35	358	2.92	29.83
2.	Navy	41	330	3.42	27.50
3.	Penn State	48	373	4.00	31.08
4.	Indiana	52	476	4.33	39.67
5.	Northern Illinois	57	522	4.38	40.15
6.	Tulsa	53	499	4.42	41.58
7.	Colorado State	54	486	4.50	40.50
8.	Notre Dame	55	511	4.58	42.58
	Duke	55	487	4.58	40.58
	Army	55	532	4.58	44.33
	Michigan	55	557	4.58	46.42

NO TURNOVERS = VICTORY (USUALLY)

► Notre Dame is 56-4-1 since 1985 when it does not commit a turnover. The Irish had an amazing 41-game unbeaten streak (40-0-1) in games without a turnover snapped in 2004 against USC. Prior to that game, the last time a Notre Dame team lost a game without committing a turnover was a 34-30 loss at Penn State on Nov. 12, 1983.

► The Irish did not commit a turnover in their 28-3 rout of No. 15 Utah. It was the second turnover-free contest of the season. Notre Dame failed to commit a turnover against Pittsburgh earlier in the year as well. It was the first turnover-free contest for the Irish in 10 games, dating back to the 40-14 victory against Washington State on Oct. 31, 2009.

► Two of Notre Dame's six victories in 2009 were keynoted by errorless outings in the turnover department as the Irish collected wins over Nevada (35-0) and Boston College (20-16) while not losing the ball via a turnover.

WINNING FORMULA PRETTY SIMPLE FOR IRISH

► Notre Dame has outrushed six of its 12 opponents this season. The Irish are 6-0 in those contests (Purdue, Boston College, Western Michigan, Utah, Army and USC). Notre Dame owns a 26-game winning streak when outrushing its opponent. The Irish have not lost a game when outrushing their foe since Dec. 28, 2004, when Notre Dame lost to Oregon State, 38-21, in the Insight Bowl. The Irish registered 59 yards on the ground, while the Beavers totaled 20.

► Since 1998, Notre Dame is 37-4 when it runs the ball for 200 yards, 54-11 when it runs the ball for 150 yards and 63-19 when it registers 38 or more carries in a game.

► Notre Dame's 38 carries against Army were a season-high and most since 48 rushes against Washington State on Oct. 31, 2009.

RED ZONE REPORT

► The Irish have capitalized on 34 of their 41 trips inside the red zone this season. Notre Dame has come away with eight rushing touchdowns, 17 passing touchdowns and nine field goals from David Ruffer, while its opponents have 15 field goals in addition to the 15 touchdowns (three passing and 12 rushing). The red zone chances include one each for the Irish and Michigan State in overtime.

Notre Dame	Category	Opponents
41	Red-Zone Chances	37
17	Passing TDs	3
8	Rushing TDs	12
25	Total TDs	15
.610 (25/41)	TD Pct.	.405 (15/37)
9	FGs Made	15
0	FGs Missed	2
0	FGs Blocked	0
200	Total Points (TD-6, FG-3)	151
.829 (34/41)	Scoring Pct.	.811 (30/37)

NOTRE DAME DEFENSIVE NOTES

DEFENSE SO IMPROVED

► Notre Dame has drastically improved in nearly every measureable defensive statistic. Here is a comparison between the 2010 Irish defense and the 2009 Notre Dame defense in terms of NCAA rankings.

2010		2009		
Rushing Defense	55th	147.25	Rushing Defense	89th 170.25
Pass Efficiency Defense	26th	114.35	Pass Efficiency Defense	82nd 134.76
Total Defense	47th	353.17	Total Defense	86th 397.75
Scoring Defense	29th	20.50	Scoring Defense	63rd 25.92
Sacks	47th	2.17	Sacks	89th 1.67

DEFENSE AWFULLY STINGY AS OF LATE

► Notre Dame registered 13 consecutive quarters without surrendering an offensive touchdown. After yielding a touchdown on Tulsa's first possession on Oct. 30, the Irish allowed only two field goals to the Golden Hurricane and one three-pointer apiece to Utah and Army. The last time an Irish defense allowed one touchdown over a three-game stretch was during the 1988 national title season against Navy (22-7), Rice (54-11) and Penn State (21-3).

► Notre Dame's defense did not surrender an offensive touchdown in 227 straight plays. The stretch spanned 209 minutes and 32 seconds on the game clock.

► Notre Dame had not gone 13 consecutive quarters without allowing an opponent offensive touchdown since 1980. The Irish went a remarkable 23 quarters, spanning six games, without allowing a single touchdown (Oct. 18 vs. Army, Oct. 24 vs. Arizona, Nov. 11 vs. Navy, Nov. 8 vs. Georgia Tech, Nov. 15 vs. Alabama and Nov. 22 vs. Air Force).

► Notre Dame allowed 16 points to USC on Nov. 27. The Irish had not limited the Trojans to fewer points since 1998 (USC won 10-0). In fact, Notre Dame's defense allowed the Trojans just one touchdown. The Irish had not limited USC to one touchdown or less since that same meeting.

► Notre Dame's defense allowed USC 12 first downs, 80 yards rushing and 261 total yards. It was the fewest total yards allowed by the Irish against USC since 1983. The 12 first downs were the fewest for the Trojans in the series since 2001. USC had not finished a contest with the Irish with less than 12 first downs since 1966.

► Notre Dame's defense has now allowed just two offensive touchdowns over its last four games (Tulsa, Utah, Army and USC).

► Notre Dame's rush defense has been dominant over its last three games (victories over Utah, Army and USC). The Irish limited the Utes, Black Knights and Trojans to an average of 93.3 yards on the ground.

Irish Defense Over The Last Three Games

	ND Opponents
Points Per Game	7.3
First Downs/Game	12.0
By Rushing/Game	5.0
By Passing/Game	6.7
Rushing Yards/Game	93.3
Yards gained rushing/Game	107.3
Yards lost rushing/Game	14.0
Rushing Attempts/Game	36.0
Average Per Rush	2.8
TDs Rushing/Game	0.3
Passing Yards/Game	140.0
Completions/Game	16.0
Attempts/Game	29.0
Average Per Attempt	4.8
Average Per Completion	8.8
TDs Passing/Game	0.0
Interceptions/Game	1.3
Total Yards/Game	233.3
Total Plays/Game	62.7
Average Per Play	3.7
3rd-Down Conversions	15/48
3rd-Down Pct	31%
4th-Down Conversions	3/7
4th-Down Pct	43%
Touchdowns Allowed/Game	0.3
Field Goals Allowed/Game	1.7
Red-Zone Scores	4-6 67%
Red Zone Touchdowns	1-6 17%

Irish Defense Over The First Nine Games

	ND Opponents
Points Per Game	24.9
First Downs/Game	19.9
By Rushing/Game	8.6
By Passing/Game	10.0
Rushing Yards/Game	164.6
Yards gained rushing/Game	188.9
Yards lost rushing/Game	24.3
Rushing Attempts/Game	37.7
Average Per Rush	4.4
TDs Rushing/Game	1.6
Passing Yards/Game	228.6
Completions/Game	22.2
Attempts/Game	34.8
Average Per Attempt	6.6
Average Per Completion	10.3
TDs Passing/Game	1.0
Interceptions/Game	1.1
Total Yards/Game	393.1
Total Plays/Game	72.4
Average Per Play	5.4
3rd-Down Conversions	52/143
3rd-Down Pct	36%
4th-Down Conversions	8/13
4th-Down Pct	62%
Touchdowns Allowed/Game	2.9
Field Goals Allowed/Game	1.4
Red-Zone Scores	26-31 84%
Red Zone Touchdowns	14-31 45%

Eye On Notre Dame Record Book

Receiving Yards - Career

1. Golden Tate	2707 (2007-09)
2. Jeff Samardzija	2593 (2003-06)
3. Derrick Mayes	2512 (1992-95)
4. Tim Brown	2493 (1984-87)
5. Michael Floyd	2430 (2008-)
6. Tom Gatewood	2283 (1969-71)
7. Rhema McKnight	2277 (2002-06)
8. Maurice Stovall	2195 (2002-05)
9. Jim Seymour	2113 (1966-68)
10. Tony Hunter	1897 (1979-82)

Receiving Yards - Game (Tight End)

1. Kyle Rudolph, vs. Michigan, Sept. 11, 2010	164 (8)
2. Anthony Fasano, vs. Purdue, Oct. 2, 2004	155 (8)
3. Ken MacAfee, vs. Navy, Oct. 29, 1977	130 (5)
4. John Carlson, at Michigan State, Sept. 23, 2006	121 (4)
5. Ken MacAfee, at Purdue, Sept. 24, 1977	114 (9)

Receiving Yards - Career (Tight End)

1. Ken MacAfee	1759 (1974-77)
2. Anthony Fasano	1102 (2003-05)
3. John Carlson	1093 (2004-07)
4. Kyle Rudolph	1032 (2008-)
5. Dean Maszta	924 (1978-81)
6. *Tony Hunter	904 (1979-82)
7. Derek Brown	899 (1988-91)
8. Mark Bavaro	771 (1981-84)

*played TE only in 1981-82

Receiving Yards - Season (Running Back)

1. Jim Morse	442 (1956)
Bob Gladieux	442 (1968)
3. Jim Morse	424 (1955)
4. Joseph Heap	407 (1952)
5. Darius Walker	391 (2006)
6. Joseph Heap	369 (1954)
7. Marc Edwards	361 (1995)
8. Armando Allen Jr.	355 (2008)
9. Nick Eddy	352 (1964)
10. Darius Walker	351 (2005)

Receiving Yards - Career (Running Back)

1. Joseph Heap	1137 (1951-54)
2. Bob Gladieux	947 (1966-68)
3. Jim Morse	902 (1954-56)
4. Armando Allen Jr.	833 (2007-)
5. Darius Walker	816 (2004-06)
6. Allen Pinkett	774 (1982-85)
7. Nick Eddy	708 (1964-66)
8. Bob Scarpitto	616 (1958-60)
9. John Lattner	613 (1951-53)
10. Mark Green	611 (1985-88)

Eye On Notre Dame Record Book

Yards per Reception - Game (min. 4 receptions)

1. Michael Floyd (4-189) 47.3	vs. Nevada, Sept. 5, 2009
2. Jim Morse (5-208) 41.6	at USC, Nov. 26, 1955
3. Golden Tate (4-127) 31.8	vs. Michigan, Sept. 13, 2008
4. John Carlson (4-121) 30.3	at Michigan St., Sept. 23, 2006
Rhema McKnight (4-121) 30.3	at Boston College, Oct. 25, 2003
6. Golden Tate (6-177) 29.5	vs. Hawai'i, Dec. 24, 2008
Jeff Samardzija (6-177) 29.5	vs. North Carolina, Nov. 4, 2006
8. Golden Tate (9-244) 27.1	vs. Washington, Oct. 3, 2009
9. Tim Brown (7-184) 26.3	vs. Navy, Nov. 1, 1986
10. Tony Hunter (5-131) 26.2	vs. USC, Oct. 20, 1979

Receiving Yards per Game - Season

1. Golden Tate	124.6 (2009)
2. Jim Seymour	123.1 (1966)
3. Michael Floyd	113.6 (2009)
4. Tom Gatewood	112.3 (1970)
5. Jeff Samardzija	104.1 (2005)

Receiving Yards per Game - Career

1. Michael Floyd	83.8 (2008-)
2. Jim Seymour	81.3 (1966-68)
3. Tom Gatewood	76.1 (1969-71)
4. Golden Tate	73.2 (2007-09)

Games with 100 Yards - Season

1. Golden Tate	9 (2009)
2. Tom Gatewood	8 (1970)
3. Maurice Stovall	6 (2005)
4. Michael Floyd	5 (2009)
Golden Tate	5 (2008)
Jeff Samardzija	5 (2005)
7. Michael Floyd	4 (2008)
Jeff Samardzija	4 (2006)
Tom Gatewood	4 (1969)
10. Michael Floyd	3 (2010)
Arnaz Battle	3 (2002)
Derrick Mayes	3 (1994)
Derrick Mayes	3 (1995)
Rhema McKnight	3 (2006)

DEFENSE FINALLY ON THE BOARD

► Notre Dame, specifically senior DB **Darrin Walls**, registered its first defensive touchdown of the season against Army. Walls returned an interception 42 yards for a score to give the Irish their first defensive touchdown since Sept. 27, 2008, against Purdue (junior DB **Robert Blanton** had a 47-yard interception return for a TD versus the Boilermakers). Notre Dame had failed to record a defensive touchdown in the previous 31 games.

IRISH DEFENSE DOMINATES IN NOVEMBER

- In the last four contests, the Irish defense faced teams that were averaging 38 points (Tulsa), 41 (Utah), 31 (Army) and 32 (USC) per game, yet yielded only two offensive touchdowns, combined, to that quartet.
- The Irish went consecutive games without allowing a touchdown (vs. Utah and vs. Army) for the first time since Nov. 5 (Rice) and Nov. 19 (Penn State) of the 1988 season.
- Notre Dame allowed just a pair of field goals (both on the opposition's opening drive) over contests against No. 15 Utah and Army.
- Army marched 78 yards on 17 plays (totaled 88 yards of total offense when you include penalty) on its opening drive of the game. The Black Knights went three-and-out on their next three drives. In fact, Army's longest drive in terms of yards over its final 11 drives of the game was 24 yards. The Irish limited the Black Knights to eight drives of less than 10 yards following the opening drive of the game.
- Army ran 34 offensive plays following its opening drive of the game and only two plays occurred inside Notre Dame territory. The deepest the Black Knights drove into Irish territory following the opening drive was the 43-yard line. Army did not finish a drive inside Irish territory after its first drive of the game.
- Notre Dame held Army without a touchdown for the first time in 2010. It was the first time the Black Knights failed to score a touchdown since Dec. 12, 2009, against Navy.
- Army came into the game averaging 272.8 yards per game rushing, which ranked eighth in the FBS, and 4.7 yards per carry. The Irish limited the Black Knights to 135 yards rushing and only 3.1 per rush.
- The 135 yards on the ground for Army was its fewest this season and fewest since the Black Knights managed just 110 against Navy on Dec. 12, 2009. Army's previous low total for rush yards was 233 yards.
- Army managed just 174 total yards, which was also a season-low for the Black Knights. Army's previous low total for offensive yards was 308 yards against Hawai'i on Sept. 11.
- The 174 total yards by the Black Knights is the fewest by an Irish opponent since Oct. 25, 2008, when Notre Dame limited Washington to 124 total yards.
- The Irish held Army to just eight first downs, including three after the Black Knights opening drive of the game. The eight first downs by a Notre Dame foe are the fewest since Maryland managed only eight first downs on Aug. 31, 2002. In fact, an Irish defense has not limited an opponent to fewer first downs since Rutgers registered six first downs on Nov. 23, 1996.
- Army amassed 61 yards rushing (14 carries) on its opening drive of the contest (which resulted in a field goal), but the Irish limited the Black Knights to just 26 yards on the ground the rest of the first half (11 carries). In fact, Army totaled 74 yards (29 carries) on the ground the rest of the game following the opening drive.
- Army's opening drive gained 88 yards on 17 plays. The Black Knights managed only 26 yards on their final 11 plays of the half. In fact, Army managed just 86 total yards (34 plays) the rest of the game following the opening drive.
- Army totaled just 39 yards passing. The 39 yards in the air were the fewest by an Irish foe since Oct. 24, 1998 against the Black Knights.

DEFENSE CARRIES IRISH TO VICTORY OVER UTAH

► Notre Dame limited No. 15 Utah well below almost all of its season averages in numerous offense categories. The Utes came into the contest averaging 175.89 yards on the ground (36th in the FBS), 245.89 yards in the air (41st in the FBS) and 421.78 yards of total offense (30th in the FBS). Utah was ranked among the top 20 in the FBS in scoring offense (9th, 41.00) and passing efficiency offense (12th, 158.65). The Utes had eclipsed 56 points in four of their first nine games in 2010, including 68 at Iowa State. Here is a comparison between Utah's current season averages and its totals from the game against Notre Dame.

	vs. Notre Dame	vs. Everyone Else
Scoring/Game	3	38.5
Rushing Yds/Game	71	164.5
Rushing Yds/Carry	2.4	4.9
Passing Yds/Game	194	252.9
Passing Yds/Attempt	4.8	8.3
Passing Yds/Completion	8.1	13.0
Total Yards/Game	265	417.4
Total Yards/Play	3.8	6.5
Completion Percentage	60.0%	64.1%
Pass Efficiency	95.7	151.2
3rd Down Conversions	26.7% (4 of 15)	49.6% (68 of 147)
Sacks Allowed/Game	2.0	0.55

- Notre Dame held No. 15 Utah without an offensive touchdown and three points. The Utes, who kicked a field goal on their opening drive of the game, were held scoreless over their final 11 drives and 60 plays. Utah had not been held to three points or less since Sept. 22, 2007 - a span of 45 games.
- Notre Dame did not allow the Utes to register a drive of longer than 24 yards over their first nine drives of the game. Utah did drive 65 and 61 yards on back-to-back drives in the third and fourth quarter, but the Utes needed 12 plays for each drive and both ended when the Irish stopped Utah on fourth down. In all, Utah was stifled to nine drives of less than 24 yards, including eight of 20 yards or less.

► Utah has eclipsed 400 yards of total offense in eight of its 12 games this season, including 648 against Colorado State, 593 at Iowa State and 500 versus San Diego State. Notre Dame limited the Utes to 265 total yards, 194 in the air and 71 on the ground. The 265 total yards are the third-fewest allowed by an Irish opponent this season (was the fewest until Notre Dame held Army to 174 yards of total offense on Nov. 20 and then the Irish limited USC to 261 yards of total offense on Nov. 27). The 71 rushing yards are the third-fewest for an Irish opponent on the season (season-low total was five yards at Boston College). The 194 yards in the air are the third-fewest by a Notre Dame foe this season (season-low total is 39 yards passing yards vs. Army).

► The Irish defense limited the Utah offense to 118 total yards (56 on the ground and 62 in the air) in the first half.

► Notre Dame finished the game with eight quarterback hurries, the most for the Irish in any home game this season (stat is tracked in Notre Dame home games only). The previous single-game high was five quarterback hurries on Oct. 16, 2010, against Western Michigan. The Irish registered seven quarterback hurries, an interception and two pass breakups in the opening half alone.

NOTRE DAME RUN DEFENSE MAKING SERIOUS STRIDES

► Notre Dame's run defense was victimized over its first three games of 2010 against Purdue, Michigan and Michigan State. The trio averaged 197.7 yards per game and 5.1 yards per rush, but the Irish improved drastically over their four games against Stanford, Boston College, Pittsburgh and Western Michigan. Notre Dame limited the quartet to 318 total yards on the ground or 79.5 rushing yards per game and 2.6 yards per carry.

	First Three Games	Next Four Games
Rushing Yards Allowed	593	318
Rushing Yards Allowed/Game	197.7	79.5
Average Per Rush	5.1	2.6
Rushes of 10+ Yards	21	6
Rushing Touchdowns	6	4

► Notre Dame then limited Boston College, Pittsburgh and Western Michigan to five, 110 and 37 yards on the ground respectively. It was the fewest rushing yards allowed by an Irish defense over a three-game span since surrendering only 97 yards on the ground in three consecutive games during the 1982 season (Sept. 25 vs. Purdue, 11; Oct. 2 vs. Michigan State, 19; Oct. 9 vs. Miami, 67).

	First Three Games	Games 5-7
Rushing Yards Allowed	593	152
Rushing Yards Allowed/Game	197.7	50.7
Average Per Rush	5.1	1.9
Rushes of 10+ Yards	21	5
Rushing Touchdowns	6	3

► Notre Dame has held four opponents this season, Boston College (five yards), Western Michigan (37 yards), Utah (71 yards) and USC (74), to under 100 yards on the ground. The Irish have not held more than four opponents under 100 yards rushing in a game since the 2006 season when Notre Dame kept five opponents under the 100-yard rushing barrier, including three in back-to-back-to-back weeks.

► Notre Dame has limited Purdue, Stanford, Boston College, Pittsburgh, Western Michigan, Utah, Army and USC on the ground to significant worse numbers than those teams average against everyone else on the 2010 schedule.

PURDUE	Vs. Notre Dame	Vs. Everyone Else
Rushing Yards/Game	102.0	166.2
Average Per Rush	3.2	4.5

STANFORD	Vs. Notre Dame	Vs. Everyone Else
Rushing Yards/Game	166.0	215.1
Average Per Rush	3.8	5.1

BOSTON COLLEGE	Vs. Notre Dame	Vs. Everyone Else
Rushing Yards/Game	5.0	144.9
Average Per Rush	0.2	3.8

PITTSBURGH	Vs. Notre Dame	Vs. Everyone Else
Rushing Yards/Game	110.0	162.1
Average Per Rush	3.5	4.5

WESTERN MICHIGAN	Vs. Notre Dame	Vs. Everyone Else
Rushing Yards/Game	37.0	134.0
Average Per Rush	1.4	4.1

UTAH	Vs. Notre Dame	Vs. Everyone Else
Rushing Yards/Game	71.0	164.5
Average Per Rush	2.4	4.9

Eye On Notre Dame Record Book

Games with 100 Yards - Career

1. Golden Tate	15 (2007-09)
2. Tom Gatewood	13 (1969-71)
3. Michael Floyd	12 (2008-)
4. Derrick Mayes	9 (1992-95)
Jeff Samardzija	9 (2003-06)
6. Maurice Stovall	7 (2002-05)
7. Jim Seymour	6 (1966-68)
Tim Brown	6 (1984-87)
9. Rhema McKnight	5 (2002-06)
10. Jack Snow	4 (1962-64)
Tony Smith	4 (1989-91)
Malcolm Johnson	4 (1995-98)

Touchdown Receptions - Game

1. Maurice Stovall	4	vs. Brigham Young, Oct. 22, 2005
2. Michael Floyd	3	vs. Nevada, Sept. 5, 2009
Michael Floyd	3	vs. W. Michigan, Oct. 16, 2010
Golden Tate	3	at Stanford, Nov. 28, 2009
Golden Tate	3	vs. Hawai'i, Dec. 24, 2008
Eddie Anderson	3	at Northwestern, Nov. 20, 1920
Bill Barrett	3	vs. North Carolina, Nov. 12, 1949
Jim Mutscheller	3	vs. Michigan St., Oct. 28, 1950
Jim Kelly	3	vs. Pittsburgh, Nov. 10, 1962
Jim Seymour	3	vs. Purdue, Sept. 24, 1966
Tom Gatewood	3	vs. Purdue, Sept. 26, 1970
Jeff Samardzija	3	vs. Michigan St., Sept. 17, 2005
Maurice Stovall	3	vs. Navy, Nov. 12, 2005

Touchdown Receptions - Season

1. Golden Tate	15 (2009)
Rhema McKnight	15 (2006)
Jeff Samardzija	15 (2005)
4. Jeff Samardzija	12 (2006)
Derrick Mayes	11 (1994)
Maurice Stovall	11 (2005)
7. Michael Floyd	10 (2010)
Golden Tate	10 (2008)
9. Michael Floyd	9 (2009)
Jack Snow	9 (1964)

Touchdown Receptions - Career

1. Jeff Samardzija	27 (2003-06)
2. Michael Floyd	26 (2008-)
Golden Tate	26 (2007-09)
4. Derrick Mayes	22 (1992-95)
Rhema McKnight	22 (2002-06)
6. Tom Gatewood	19 (1969-71)
7. Maurice Stovall	18 (2002-05)
8. Jim Seymour	16 (1966-68)
9. Ken MacAfee	15 (1974-77)
10. Tim Brown	12 (1984-87)
Bobby Brown	12 (1996-99)

Eye On Notre Dame Record Book

Touchdown Receptions - Season (RB)

1. Joseph Heap	5 (1953)
2. Bob Scarpitto	4 (1959)
Coley O'Brien	4 (1968)
4. Jim Morse	3 (1954)
Jim Morse	3 (1955)
Ray Zellars	3 (1993)
Marc Edwards	3 (1995)
Tony Fisher	3 (2000)

9. 18 players with 2
(MR: Cierre Wood, 2010)

Total Yards - Season

1. Brady Quinn	4009 (2005)
2. Jimmy Clausen	3627 (2009)
3. Brady Quinn	3497 (2006)
4. Jarious Jackson	3217 (1999)
5. Jimmy Clausen	3099 (2008)
6. Joe Theismann	2813 (1970)
7. Brady Quinn	2582 (2004)
8. Rick Mirer	2423 (1991)
9. Steve Beuerlein	2246 (1986)
10. Joe Montana	2114 (1978)

-- **Dayne Crist 2107 (2010)**

Total Yards per Game - Season

1. Brady Quinn	334.1 (2005)
2. Jimmy Clausen	302.3 (2009)
3. Joe Theismann	281.3 (1970)
4. Brady Quinn	269.0 (2006)
5. Jarious Jackson	268.1 (1999)
6. Terry Hanratty	249.3 (1968)
7. Jimmy Clausen	238.4 (2008)
8. Dayne Crist	234.1 (2010)
9. Brady Quinn	215.3 (2004)
10. Steve Beuerlein	204.2 (1986)

Total Yards per Game - Career

1. Brady Quinn	243.8 (2003-06)
2. Jimmy Clausen	222.7 (2007-09)
3. Joe Theismann	187.3 (1968-70)
4. Terry Hanratty	182.2 (1966-68)
5. Dayne Crist	173.3 (2008-)
6. Rick Mirer	159.3 (1989-92)
7. Steve Beuerlein	153.8 (1983-86)

Points Responsibility per Game - Season

1. Brady Quinn, 2006	(234 in 13) 18.0
2. Brady Quinn, 2005	(198 in 12) 16.5
3. Jimmy Clausen, 2009	(186 in 12) 15.5
4. Rick Mirer, 1992	(162 in 12) 13.5
5. Dayne Crist, 2010	(114 in 9) 12.7
6. Joe Theismann, 1970	(124 in 10) 12.4
7. Jarious Jackson, 1999	(146 in 12) 12.2
8. Ron Powlus, 1994	(130 in 11) 11.82
9. John Huarte, 1964	(118 in 10) 11.80
10. Jimmy Clausen, 2008	(150 in 13) 11.5

Points Responsibility per Game - Career

1. Brady Quinn, 2003-06	(606 in 49) 12.4
2. Jimmy Clausen, 2007-09	(390 in 35) 11.1
3. Terry Hanratty, 1966-68	(264 in 26) 10.2

ARMY

Rushing Yards/Game	135.0	Vs. Notre Dame	267.0	Vs. Everyone Else
Average Per Rush	3.1		4.6	

USC

Rushing Yards/Game	74.0	Vs. Notre Dame	217.0	Vs. Everyone Else
Average Per Rush	2.6		5.3	

► Notre Dame actually limited Purdue, Michigan State, Stanford, Boston College, Pittsburgh, Western Michigan, Utah, Army and USC to 101.0 yards per game and 3.0 yards per rush. The Black Knights (10th), Cardinal (17th), Trojans (27th), Spartans (40th), Boilermakers (50th) Panthers (54th) and Utes (60th) each average over 150 yards rushing per game and rank among the top 60 rushing offenses in the FBS.

► Pittsburgh entered the game with the Irish ranked 52nd in the FBS in rushing yards per game (169.8). Pittsburgh also averaged 5.0 yards per rush. Ray Graham was ranked third in the FBS in yards per game at 164.0. Notre Dame limited the Panthers to a total of 110 yards on 31 carries, just 3.5 per carry. Graham collected only 44 yards on eight carries. Dion Lewis, who ran for 1,799 yards as a freshman in 2009, including 154 on 21 carries against the Irish, posted 64 yards on 13 rushes in this year's meeting.

► The Irish held the Eagles to five yards rushing on 23 carries (0.2 yards per rush). It was the fewest yards rushing allowed by Notre Dame since the Irish held Stanford to minus-11 yards on the ground on Nov. 26, 2005. In fact, it was the fewest yards rushing allowed by Notre Dame on the road since the same game. It was also the third fewest yards rushing by an Irish foe since the start of the 1996 season. Notre Dame limited Vanderbilt (Sept. 5) and Rutgers (Nov. 23) to two yards and minus-six yards rushing, respectively, that year.

Fewest Rushing Yards Allowed Since 1998

1.	-11	at Stanford, Nov. 19, 2005
2.	5	at Boston College, Oct. 2, 2010
3.	8	at Pittsburgh, Oct. 11, 2003
4.	14	vs. Maryland, Aug. 31, 2002
5.	16	vs. Rutgers, Nov. 23, 2002
6.	20	vs. Oregon State, Jan. 2, 2005
	20	at Stanford, Nov. 29, 2003
8.	22	at BYU, Sept. 4, 2004
9.	26	at Washington, Oct. 25, 2008
	26	vs. UCLA, Oct. 26, 2006

IRISH DEFENSE REAPING IMMEDIATE REWARDS FROM NEW SYSTEM

► Notre Dame is allowing 10.0 yards per completion this year, the fewest yards allowed since the 1993 defense allowed only 9.5 yards per completion.

► Notre Dame registered only 20.0 sacks in the entire 2009 season, which ranked 89th in the FBS.

► The Irish recorded 26.0 sacks over their 12 regular season games of 2010, which ranked tied for 47th in the FBS. It is the most sacks for an Irish defense since 2006 when Notre Dame had 31.0 on the year. The Irish have also faced both Army and Navy, whom each rank among the top 10 in the FBS in fewest sacks allowed in large part to their triple option offenses.

► Sacks became official by the NCAA prior to the 1982 season. Here are Notre Dame's top 10 single-season sack totals and where the 2010 defense might project.

Notre Dame Single-Season Sack Highs

1.	41.5	1996
2.	39.0	2003
3.	37.0	2002
4.	36.0	1992
5.	35.0	1994
6.	33.0	2000
7.	31.0	2006
	31.0	2005
9.	30.0	2004
10.	28.0	1983
	28.0	1982
--	28.0	2010*

* projected total including bowl game

► Utah entered its matchup with Notre Dame on Nov. 13 having allowed just four sacks over its first nine games of the season. The Irish registered two sacks against the Utes.

► The Irish tied their season-best total of five sacks in a game against Tulsa. The Golden Hurricane entered the contest having allowed only nine sacks in the previous seven games.

► Notre Dame has registered at least 4.0 sacks in five of its 12 games in 2010. The Irish have not posted five games with 4.0 or more sacks in the same season since 2002. In fact, a Notre Dame defense has not had more 4.0+ sack games in a single season since 1996 when the Irish had six.

- ▶ Notre Dame sacked Boston College five times in its 31-13 victory on Oct. 2. It was the most sacks by the Irish since they picked up 5.0 against Washington State on Oct. 31, 2009. In fact, a Notre Dame defense has not had more sacks in a single game season since Dec. 24, 2008 when the Irish had eight against Hawai'i.
- ▶ Notre Dame registered 4.0 sacks in the season-opening victory over Purdue. The 4.0 sacks ranked eighth-best by an NCAA FBS school in the opening week. In fact, only three of the seven schools that finished with more sacks than Notre Dame in its opener faced an FBS opponent and only two played a BCS conference foe.
- ▶ Notre Dame blanked Boston College in the second half.
- ▶ Notre Dame limited Boston College to 13 first downs in the game and only two first downs on the ground. It was the fewest rushing first downs by an Irish opponent since UCLA managed only two on Oct. 26, 2006. In fact, a Notre Dame defense has not allowed fewer rushing first downs in a single game since Vanderbilt registered just one rushing first down on Sept. 5, 1996.
- ▶ The Irish limited Boston College to minus-21 yards rushing in the second half.
- ▶ Boston College had 17 possessions in the game and 11 went for 10 yards or less, including six drives for five yards or less.
- ▶ Notre Dame forced the Eagles into nine drives that were three plays and out. The Irish also forced Boston College into 11 punts. Notre Dame has not forced an opponent into as many punts since Rutgers punted 11 times on Nov. 23, 1996. In fact, the Irish have not forced an opponent into more punts since Oct. 20, 1973 against Army when the Cadets punted 12 times in a 62-3 Notre Dame rout.
- ▶ Notre Dame registered 5.0 sacks and 11.0 tackles for loss. The 11.0 tackles for loss were the most by Notre Dame since Nov. 19, 2005 when the Irish had 12.0 against Syracuse.

Most Tackles For Loss Since 1998

- | | | |
|-----------|-------------|--|
| 1. | 12.0 | at West Virginia, Oct. 21, 2000 |
| | 12.0 | vs. Navy, Nov. 17, 2001 |
| | 12.0 | vs. Syracuse, Nov. 19, 2005 |
| | 12.0 | at Michigan State, Sept. 21, 2002 |
| | 12.0 | at BYU, Sept. 4, 2004 |
| 6. | 11.0 | at Boston College, Oct. 2, 2010 |
| | 11.0 | at Purdue, Dec. 1, 2001 |
| | 11.0 | vs. Tennessee, Nov. 5, 2005 |
| | 11.0 | at Pittsburgh, Oct. 11, 2003 |
| | 11.0 | vs. Stanford, Oct. 5, 2002 |

- ▶ Notre Dame limited Boston College to a total of one yard on 14 plays in the third quarter.
- ▶ Boston College finished the game with 270 total yards, 93 yards came on the Eagles final two drives which predominantly came against the Irish second-team defense. The Eagles averaged 3.9 yards per play for the game. Ironically, it was the fewest yards per play allowed by Notre Dame since posting the same exact number in its last trip to Boston College. The Irish defense has not posted a better yard per play average since Washington managed only 2.6 yards against the Irish on Oct. 25, 2008.
- ▶ If you take away the 58-yard touchdown pass play, Boston College managed 212 yards on its other 69 plays or 3.1 yards per play.
- ▶ The 13 points allowed by the Irish were the fewest against Boston College since 1995 when Notre Dame was victorious 20-10.
- ▶ Notre Dame registered 4.0 sacks against Michigan State, the second time in the first three games that the Irish recorded 4.0 or more sacks. Notre Dame also picked up 8.0 tackles for loss against the Spartans. It was the highest single-game total for the Irish against Michigan State since they registered 9.0 in the 2005 meeting. Notre Dame also forced the Spartans into four three-and-outs.
- ▶ The Irish won the battle on third down in each of their first three contests against Purdue, Michigan and Michigan State. Notre Dame limited the Spartans to 6 of 17 on third down, including denying Michigan State on each of its final five third-down plays. Even more impressive, the Spartans average length on its 17 third down plays was nine yards.
- ▶ The Irish limited their first three opponents (Purdue, Michigan and Michigan State) to just 28% on third down (14 for 50). In fact, Notre Dame's third down defense held the Spartans and Wolverines to a combined 27% (9 of 23).
- ▶ Notre Dame limited Purdue's offense to only 10 points and allowed just 3.2 yards per carry. The Irish forced Purdue into a trio of three-and-outs. The Boilermakers completed 31 passes on the afternoon, but the longest went for just 16 yards. Purdue averaged just 5.2 yards passing per attempt and 7.1 yards per completion. Notre Dame also limited the Boilermakers to 4.4 yards of total offense (322 yards on 74 plays) per play.
- ▶ Notre Dame held Purdue to three points in the opening half. It was the fewest points allowed by the Irish against Purdue in a half since the opening 30 minutes of the 2005 contest (Notre Dame led 28-0 at intermission). The 23 points by Notre Dame were the fewest by the winning team in the Irish-Boilermaker series since 2003 when Notre Dame beat Purdue, 20-14.
- ▶ Purdue finished with 12 points, which is the fewest for the Boilermakers in the series with Notre Dame since 1996 when the Irish blanked Purdue, 35-0.

Eye On Notre Dame Record Book

DEFENSIVE

Tackles - Game

1.	Bob Golic	26	vs. Michigan, Sept. 23, 1978
	Bob Crable	26	vs. Clemson, Nov. 17, 1979
3.	Chinendum Ndukwe	22	at Air Force, Nov. 11, 2006
	Bob Golic	22	vs. Pittsburgh, Oct. 14, 1978
	Jeff Weston	22	vs. Navy, Nov. 1, 1975
6.	Manti Te'o	21	vs. Stanford, Sept. 25, 2010
	Jim Carroll	21	vs. Purdue, Oct. 3, 1964
8.	Bob Crable	20	at Michigan, Sept. 19, 1981
9.	Bob Golic	19	vs. Purdue, Sept. 30, 1978
	Bob Crable	19	vs. Michigan, Sept. 20, 1980
	Bob Crable	19	at Georgia Tech, Nov. 8, 1980
	Bob Crable	19	at Alabama, Nov. 15, 1980
	Bob Crable	19	vs. Florida State, Oct. 10, 1981

Tackles - Season

1.	Bob Crable	187 (1979)
2.	Bob Crable	167 (1981)
3.	Steve Heimkreiter	160 (1978)
4.	Bob Crable	154 (1980)
5.	Bob Golic	152 (1978)
6.	Tony Furjanic	147 (1985)
7.	Bob Golic	146 (1977)
8.	Greg Collins	144 (1974)
9.	Tony Furjanic	142 (1983)
10.	Jim Carroll	140 (1964)
--	Manti Te'o	127 (2010)

Sacks - Season

1.	Justin Tuck	13.5 (2003)
2.	Victor Abiamiri	10.5 (2006)
3.	Mike Gann	10.0 (1984)
	Bert Berry	10.0 (1996)
5.	Renaldo Wynn	9.0 (1996)
6.	Kory Minor	8.0 (1996)
	Anthony Weaver	8.0 (2000)
	Ryan Roberts	8.0 (2002)
	Victor Abiamiri	8.0 (2005)
10.	Bryant Young	7.5 (1992)
	Devon McDonald	7.5 (1992)
--	Darius Fleming	6.0 (2010)
--	Ethan Johnson	5.0 (2010)

Sacks - Career

1.	Justin Tuck	24.5 (2002-04)
2.	Kory Minor	22.5 (1995-98)
3.	Victor Abiamiri	21.5 (2003-06)
4.	Mike Gann	21 (1981-84)
5.	Renaldo Wynn	19.5 (1993-96)
6.	Ryan Roberts	19 (1999-2002)
7.	Bryant Young	18 (1990-93)
8.	Anthony Weaver	17 (1998-2001)
9.	Bert Berry	16.5 (1993-96)
10.	Wally Kleine	13 (1983-86)
--	Ethan Johnson	12.5 (2008-)
--	Darius Fleming	11.5 (2008-)

Eye On Notre Dame Record Book

Passes Broken Up - Career

1. Clarence Ellis	32 (1969-71)
2. Luther Bradley	27 (1973-77)
3. Shane Walton	25 (1999-02)
4. Dave Waymer	22 (1976-79)
5. Todd Lyght	20.5 (1987-90)
6. Darrin Walls	20 (2006-)
Ralph Stepaniak	20 (1969-71)
8. Thomas O'Leary	19 (1965-67)
9. Harrison Smith	18 (2006-)
Vontez Duff	18 (2000-03)

Interceptions Returns for TD - Career

1. Tom Schoen	3 (1965-67)
Bobby Leopold	3 (1976-78)
Allen Rossum	3 (1994-97)
Shane Walton	3 (1999-02)
5. Several players with	2

(MR: Darrin Walls, 2006-)

SPECIAL TEAMS

Field Goals - Game

1. Nick Tausch	5 vs. Washington, Oct. 3, 2009
Nicholas Setta	5 vs. Washington St., Sept. 6, 2003
Nicholas Setta	5 vs. Maryland, Aug. 31, 2002
Craig Hentrich	5 vs. Miami, Oct. 20, 1990
5. Brandon Walker	4 vs. Pittsburgh, Nov. 1, 2008
D.J. Fitzpatrick	4 vs. BYU, Nov. 15, 2003
Reggie Ho	4 vs. Michigan, Sept. 10, 1988
John Carney	4 vs. SMU, Nov. 8, 1986
John Carney	4 at Michigan, Sept. 14, 1985
Harry Oliver	4 vs. Miami, Oct. 11, 1980
Harry Oliver	4 at Michigan St., Oct. 4, 1980
Chuck Male	4 at Michigan, Sept. 15, 1979

Field Goals - Season

1. John Carney	21-28 (1986)
2. Mike Johnson	19-22 (1982)
3. Harry Oliver	18-23 (1980)
John Carney	18-22 (1985)
5. David Ruffer	15-15 (2010)
6. Nick Tausch	14-17 (2009)
Brandon Walker	14-24 (2008)
Nicholas Setta	14-25 (2002)
9. Mike Johnson	12-21 (1983)

Most Consecutive Field Goals - Season

1. David Ruffer	15 (2010)
2. Nick Tausch	14 (2009)
3. Mike Johnston	13 (1982)

Most Consecutive Field Goals - Career

1. David Ruffer	Pittsburgh '09 – current	20
2. Nick Tausch	Michigan '09 – Washington St. '09	14
3. Mike Johnston	Michigan '82 – Oregon '82	13
4. John Carney	Navy '84 – Michigan '85	10
5. Nicholas Setta	USC '00 – USC '01	9
Nicholas Setta	Washington St. '03 – Purdue '03	9
D.J. Fitzpatrick	Navy '03 – BYU '04	9
8. Chuck Male	Miami '78 – Georgia Tech '78	8
Chuck Male	Michigan '79 – Michigan St. '79	8
John Carney	Air Force '86 – Penn St. '86	8

TE'O PACKS A HAWAIIAN PUNCH

► Notre Dame sophomore LB **Manti Te'o** leads the Irish in total tackles (127), tackles on running plays (88), tackles on passing plays (33), solo tackles (65) and assisted tackles (62). He also ranks second on the team in tackles for loss (8.5). Te'o was named a semifinalist for the Chuck Bednarik Award and Dick Butkus Award.

► Te'o could become the first Notre Dame defender to eclipse 100 total tackles and lead the team in tackles for loss since Melvin Dansby in 1997. He also could become the first Irish defender to lead the team in total tackles and tackles for loss since Brandon Hoyte in 2005.

► Te'o ranks 16th in the FBS in tackles per game (10.58), 17th in total tackles (127), tied for 22nd in assisted tackles (62) and tied for 26th in solo stops (65).

FBS Tackles Per Game Leaders

1. Luke Kuechly, Boston College	LB	SO	14.25
2. Mason Foster, Washington	LB	SR	12.58
3. Jamon Hughes, Memphis	LB	SR	12.25
4. Mario Harvey, Marshall	LB	SR	11.92
5. Dwayne Woods Jr., Bowling Green	LB	SO	11.17
Archie Donald, Toledo	LB	SR	11.17
7. Lavonte David, Nebraska	LB	JR	11.15
8. Dan Molls, Toledo	LB	SO	11.08
Bobby Wagner, Utah State	LB	JR	11.08
Craig Robertson, North Texas	LB	SR	11.08
16. Manti Te'o, Notre Dame	LB	SO	10.58

FBS Total Tackle Leaders

1. Luke Kuechly, Boston College	LB	SO	171
2. Mason Foster, Washington	LB	SR	151
3. Jamon Hughes, Memphis	LB	SR	147
4. Lavonte David, Nebraska	LB	JR	145
5. Corey Paredes, Hawaii	LB	JR	144
6. Mario Harvey, Marshall	LB	SR	143
7. Dwayne Woods Jr., Bowling Green	LB	SO	134
Archie Donald, Toledo	LB	SR	134
9. Dan Molls, Toledo	LB	SO	133
Bobby Wagner, Utah State	LB	JR	133
17. Manti Te'o, Notre Dame	LB	SO	127

FBS Assisted Tackle Leaders

1. Dan Molls, Toledo	LB	SO	100
2. Dwayne Woods Jr., Bowling Green	LB	SO	84
3. Abraham Kromah, Duke	LB	SR	82
4. Archie Donald, Toledo	LB	SR	80
5. Mario Harvey, Marshall	LB	SR	78
6. Jamon Hughes, Memphis	LB	SR	77
7. Chaz Walker, Utah	LB	JR	74
8. Mitch Zajac, Western Michigan	LB	JR	73
9. Bobby Wagner, Utah State	LB	JR	72
10. Alex Wujciak, Maryland	LB	SR	70
t-22. Manti Te'o, Notre Dame	LB	SO	62

FBS Solo Tackles Leaders

1. Luke Kuechly, Boston College	LB	SO	102
2. Mason Foster, Washington	LB	SR	97
3. Ori Lemon, Oklahoma State	LB	SR	93
4. Taylor Reed, SMU	LB	SO	90
5. Corey Paredes, Hawaii	LB	JR	84
6. Lavonte David, Nebraska	LB	JR	78
7. Marvin Burdette, UAB	LB	SO	77
8. Jake Knott, Iowa State	LB	SO	76
9. Danny Trevathan, Kentucky	LB	JR	74
10. Byron Landor, Baylor	DB	SR	73
t-26. Manti Te'o, Notre Dame	LB	SO	65

► Te'o has registered 10 or more tackles in seven of Notre Dame's 12 regular games this season. He has only failed to reach double digits in tackles in five games this season (vs. Purdue in the season opener, Pittsburgh, Tulsa, Utah and USC). Te'o finished with nine tackles against the Black Knights, nine tackles against the Boilermakers, nine tackles against the Utes, eight versus the Golden Hurricane and six against the Trojans. He has recorded 10 or more tackles in a game nine times over his brief career.

► Te'o established a career-high in tackles with 21 against Stanford. He was the first player in the FBS this season to eclipse the 20-tackle barrier. In fact, no player in the FBS has had more tackles in one game against a BCS conference foe since Durell Mapp of North Carolina had 23 stops against North Carolina State on Nov. 10, 2007. It was the most tackles by a sophomore against a BCS opponent since Austin Thomas of Indiana had 22 against Michigan State on Oct. 13, 2007, before Luke Kuechly totaled 21 on Nov. 13, 2010, against Duke.

Most Tackles vs. FBS Opponent Since 2005

1.	Durell Mapp, North Carolina	23	vs. NC State, Nov. 10, 2007
2.	Austin Thomas, Indiana	22	vs. Michigan State, Oct. 13, 2007
	Lamar Myles, Louisville	22	vs. Kentucky, Sept. 15, 2007
	J Leman, Illinois	22	vs. Northwestern, Nov. 18, 2006
5.	Manti Te'o, Notre Dame	21	vs. Stanford, Sept. 25, 2010
	Luke Kuechly, Boston College	21	vs. Duke, Nov. 13, 2010
	Dave Philistin, Maryland	21	vs. Georgia Tech, Oct. 6, 2007
	Mario Harvey	21	vs. Tulane, Nov. 27, 2010

Most Tackles By FBS Player In 2010

1.	Manti Te'o, Notre Dame	21	vs. Stanford, Sept. 25
	Mario Harvey, Marshall	21	vs. Tulane, Nov. 27
	Luke Kuechly, Boston College	21	vs. Duke, Nov. 13
	Jamon Hughes, Memphis	21	vs. Southern Miss, Oct. 16
5.	Abraham Kromah, Duke	20	vs. North Carolina, Nov. 27
	Marvin Burdette, UAB	20	vs. Marshall, Nov. 6
	Taylor Reed, SMU	20	vs. Navy, Oct. 16
	Luke Kuechly, Boston College	20	vs. NC State, Oct. 9
	Dwayne Woods, Bowling Green	20	vs. Buffalo, Oct. 2

► It was the most tackles by a Notre Dame player since Chinedum Ndukwe had 22 in a victory over Air Force on Nov. 11, 2006. Te'o's 21 tackles against Stanford not only rank as the sixth-most in single-game school history, but also the second-most ever by an Irish sophomore. Bob Crable was a sophomore when he tied the school record with 26 stops against Clemson on Nov. 17, 1979. His previous career-high for tackles in a game was 13 set earlier this year against Michigan.

Tackles - Game

1.	Bob Golic	26	vs. Michigan, Sept. 23, 1978
	Bob Crable	26	vs. Clemson, Nov. 17, 1979
3.	Chinedum Ndukwe	22	at Air Force, Nov. 11, 2006
	Bob Golic	22	vs. Pittsburgh, Oct. 14, 1978
	Jeff Weston	22	vs. Navy, Nov. 1, 1975
6.	Manti Te'o	21	vs. Stanford, Sept. 25, 2010
	Jim Carroll	21	vs. Purdue, Oct. 3, 1964
8.	Bob Crable	20	at Michigan, Sept. 19, 1981
9.	Bob Golic	19	vs. Purdue, Sept. 30, 1978
	Bob Crable	19	vs. Michigan, Sept. 20, 1980
	Bob Crable	19	at Georgia Tech, Nov. 8, 1980
	Bob Crable	19	at Alabama, Nov. 15, 1980
	Bob Crable	19	vs. Florida State, Oct. 10, 1981

► With one game remaining in the 2010 season, Te'o could be headed towards one of the best tackle seasons in Irish history. He is on pace for 138 total tackles, which would rank just outside the top 10 all-time and the most since Tony Furjanic had 147 in 1985. The total would also rank as the third most ever by a Notre Dame sophomore. Crable's school record total of 187 in 1979 and Furjanic's total of 142 in 1983 came during each of their second year in an Irish uniform.

Tackles - Season

1.	Bob Crable	187 (1979)
2.	Bob Crable	167 (1981)
3.	Steve Heimkreiter	160 (1978)
4.	Bob Crable	154 (1980)
5.	Bob Golic	152 (1978)
6.	Tony Furjanic	147 (1985)
7.	Bob Golic	146 (1977)
8.	Greg Collins	144 (1974)
9.	Tony Furjanic	142 (1983)
10.	Jim Carroll	140 (1964)
--	Manti Te'o	138 (2010)*

*projected total including bowl game

Eye On Notre Dame Record Book

Consecutive Games With Field Goal

1.	Nicholas Setta	16 (2000-02)
2.	David Ruffer	11 (2009-10)
	John Carney	11 (1986)

Field Goal Attempts - Season

1.	John Carney	28 (1986)
2.	Nicholas Setta	25 (2002)
3.	Brandon Walker	24 (2008)
4.	Harry Oliver	23 (1980)
5.	John Carney	22 (1985)
	Mike Johnston	22 (1982)
7.	Mike Johnston	21 (1983)

Consecutive Extra Points

1.	Craig Hentrich	136
	(9-30-89 vs. Purdue to 9-26-92 vs. Purdue)	
2.	Nicholas Setta	92
	(10-7-00 vs. Stanford to 10-11-03; ended by injury)	
3.	Bob Thomas	62
	(11-6-71 vs. Pittsburgh to 10-23-73 vs. Army)	
4.	D.J. Fitzpatrick	61
	(11-6-04 at Tennessee to 11-26-05 at Stanford)	
5.	Brandon Walker	60
	(10-6-07 at UCLA to current)	
6.	Mike Johnson	53
	(10-18-80 vs. Army to 11-19-83 vs. Air Force)	
7.	Ted Gradel	35
	(11-8-86 vs. SMU to 11-28-87 vs. Miami)	

Extra Points Percentage - Season (min. 20 made)

1.	Craig Hentrich, 1991	48-48 (1.000)
	Craig Hentrich, 1990	41-41 (1.000)
	Brandon Walker, 2008	39-39 (1.000)
	Bob Thomas, 1972	34-34 (1.000)
	Ted Gradel, 1987	33-33 (1.000)
	Nicholas Setta, 2002	32-32 (1.000)
	Stefan Schreffner, 1994	30-30 (1.000)
	John Carney, 1984	25-25 (1.000)
	Nicholas Setta, 2001	23-23 (1.000)
10.	Nicholas Setta, 2000	44-45 (.978)
	Craig Hentrich, 1989	44-45 (.978)

Extra Points Percentage - Career (min. 50 made)

1.	Nicholas Setta, 2000-03	104-105 (99.0)
2.	Brandon Walker, 2007-	61-62 (98.4)
3.	Craig Hentrich, 1989-92	177-180 (98.3)
4.	Mike Johnston, 1980-83	53-54 (98.1)
5.	Bob Thomas, 1971-73	98-101 (97.0)
6.	D.J. Fitzpatrick, 2002-05	103-107 (96.3)

Points by Kicking - Game

1.	Nick Tausch	17
	5 FGs, 2 PATs vs. Washington, Oct. 3, 2009	
	Nicholas Setta	17
	5 FGs, 2 PATs vs. Washington State, Sept. 6, 2003	
	Craig Hentrich	17
	5 FGs, 2 PATs vs. Miami, Oct. 20, 1990	
4.	Nicholas Setta	16
	5 FGs, 1 PAT vs. Maryland, Aug. 31, 2002	
5.	Brandon Walker	15
	4 FGs, 3 PATs vs. Pittsburgh, Nov. 1, 2008	

Eye On Notre Dame Record Book

Points by Kicking - Season

1. Craig Hentrich	16fg, 41xp, 89pts (1990)
2. Kevin Pendergast	14fg, 45xp, 87pts (1993)
John Carney	21fg, 24 xp, 87pts (1986)
4. D.J. Fitzpatrick	11fg, 52xp, 85pts (2005)
5. Brandon Walker	14fg, 39xp, 81pts (2008)
6. David Ruffer	15fg, 34xp, 79pts (2010)
7. John Carney	17fg, 25xp, 76pts (1984)
Mike Johnston	19fg, 19xp, 76pts (1982)
9. Nicholas Setta	14fg, 32xp, 74pts (2002)
Craig Hentrich	10fg, 44xp, 74pts (1992)

Punts - Season

1. Joey Hildbold	78 (2002)
2. Blair Kiel	77 (1982)
3. D.J. Fitzpatrick	76 (2004)
4. Blair Kiel	73 (1981)
5. Fred Evans	67 (1941)
6. Blair Kiel	66 (1980)
7. Ben Turk	64 (2010)
Johnny Lattner	64 (1952)
9. Joe Restic	63 (1976)
10. Elmer Layden	61 (1923)

Kickoff Returns - Game

1. George Gipp	8-157	vs. Army, Oct. 30, 1920
2. Julius Jones	7-163	vs. Pittsburgh, Nov. 13, 1999
3. Bennett Jackson	6-126	vs. Tulsa, Oct. 30, 2010
Bennett Jackson	6-123	vs. Navy, Oct. 23, 2010
Theo Riddick	6-129	vs. Washington, Oct. 3, 2009
Theo Riddick	6-122	at Stanford, Nov. 28, 2009
Armando Allen Jr.	6-117	vs. Air Force, Nov. 10, 2007
Mark McLane	6-95	vs. USC, Nov. 30, 1974
Lack Landry	6-112	vs. Michigan State, Nov. 10, 1951

Kickoff Returns - Season

1. Theo Riddick	37-849 (2009)
2. Armando Allen Jr.	33-704 (2007)
3. Bennett Jackson	29-645 (2010)
4. Golden Tate	26-521 (2008)
Julius Jones	26-603 (1999)
6. Tim Brown	25-698 (1986)
7. Tony Driver	23-512 (1998)
Tim Brown	23-456 (1987)
9. Armando Allen Jr.	21-543 (2008)
10. Allen Rossum	20-570 (1997)
Raghib Ismail	20-502 (1989)

Kickoff Returns - Career

1. Julius Jones	72-1678 (1999-2001, '03)
2. Tim Brown	69-1613 (1984-87)
3. Armando Allen Jr.	54-1247 (2007-)
4. Jim Stone	49-1079 (1977-80)
5. Vontez Duff	47-1230 (2000-03)
Tony Driver	47-1083 (1997-2000)
7. Raghib Ismail	46-1271 (1988-90)
8. Golden Tate	44-909 (2007-09)
9. Theo Riddick	38-868 (2009-)
10. Terry Eurick	32-739 (1974-77)

- ▶ Te'o has already accounted for 190 career tackles in just 24 games in an Irish uniform, good for an average of 7.9 tackles per game.
- ▶ Since becoming a full-time starter in the fifth game of the 2009 season, Te'o has started 21 consecutive games. In that time, he has totaled 185 tackles (8.8 tackles per game).
- ▶ Te'o registered 63 tackles in 2009, the third most tackles ever by a Notre Dame freshman. The only two players to register more tackles in their rookie campaign were All-Americans Bob Golic (82, 1975) and Ross Browner (68, 1973).

JOHNSON, FLEMING ENJOYING THEIR SACK LUNCHES

- ▶ Notre Dame junior LB **Darius Fleming** (6.0, 11.5) and junior DE **Ethan Johnson** (5.0, 12.5) have combined for 11.0 sacks this season and 24.0 for their career.
- ▶ Fleming and Johnson are each gaining ground on both the season and career sack totals at Notre Dame. Sacks did not become an officially recognized statistics until 1982.

Sacks - Season

1. Justin Tuck	13.5 (2003)
2. Victor Abiamiri	10.5 (2006)
3. Mike Gann	10.0 (1984)
Bert Berry	10.0 (1996)
5. Renaldo Wynn	9.0 (1996)
6. Kory Minor	8.0 (1996)
Anthony Weaver	8.0 (2000)
Ryan Roberts	8.0 (2002)
Victor Abiamiri	8.0 (2005)
10. Bryant Young	7.5 (1992)
Devon McDonald	7.5 (1992)
-- Darius Fleming	6.0 (2010)
-- Ethan Johnson	5.0 (2010)

Sacks - Career

1. Justin Tuck	24.5 (2002-04)
2. Kory Minor	22.5 (1995-98)
3. Victor Abiamiri	21.5 (2003-06)
4. Mike Gann	21.0 (1981-84)
5. Renaldo Wynn	19.5 (1993-96)
6. Ryan Roberts	19.0 (1999-2002)
7. Bryant Young	18.0 (1990-93)
8. Anthony Weaver	17.0 (1998-2001)
9. Bert Berry	16.5 (1993-96)
10. Wally Kleine	13.0 (1983-86)
-- Ethan Johnson	12.5 (2008-)
-- Darius Fleming	11.5 (2008-)

WALLS QUITE STURDY

- ▶ Irish senior DB **Darrin Walls** picked off a pass and raced 42 yards for a touchdown with 14:00 remaining in the third quarter to extend the Irish lead to 24-3 over Army on Nov. 20. The interception return for touchdown was Walls' second of his career. He recorded a 73-yard interception return for a touchdown at Penn State on Sept. 8, 2007.

Interceptions Returns for TD - Career

1. Tom Schoen	3 (1965-67)
Bobby Leopold	3 (1976-78)
Allen Rossum	3 (1994-97)
Shane Walton	3 (1999-02)
5. Several players with	2
(MR: Darrin Walls, 2006-)	

- ▶ Only five active players in the FBS have more interception returns for touchdowns than Walls. His two touchdowns via interception return is bested only by the five players that have all recorded three touchdowns.

FBS Active Leaders - Interception Returns For Touchdowns

Rank	Player	Cl	Pos	GP	INT	Yds	TDs
1.	Davon House, New Mexico State	SR	DB	49	11	319	3
1.	Prentiss Waggner, Tennessee	SO	DB	24	4	73	3
1.	Corey Broomfield, Mississippi State	SO	DB	23	8	158	3
1.	Lawrence Wilson, Connecticut	SR	LB	51	5	176	3
1.	Anthony Gaitor, FIU	SR	DB	46	11	263	3
t-6.	Darrin Walls, Notre Dame	SR	DB	43	5	118	2

- ▶ Walls has registered four pass break-ups this season. He now has 20 career PBU's, which ranks tied for sixth all-time in Notre Dame history. He is tied with Ralph Stepaniak (1969-71).

Passes Broken Up - Career

1. Clarence Ellis	32 (1969-71)
2. Luther Bradley	27 (1973-77)
3. Shane Walton	25 (1999-02)
4. Dave Waymer	22 (1976-79)
5. Todd Lyght	20.5 (1987-90)
6. Darrin Walls	20 (2006-)
Ralph Stepaniak	20 (1969-71)
8. Thomas O'Leary	19 (1965-67)
9. Harrison Smith	18 (2006-)
Vontez Duff	18 (2000-03)

HARRISON SMITH A RARE COMMODITY IN THE IRISH SECONDARY

► Irish senior S **Harrison Smith** has played in 37 games for the Irish and started at both safety spots and outside linebacker over his career. He is the lone player in Notre Dame history to register more than 200 career tackles, 15.0 tackles for loss and 15 pass break-ups. Smith has recorded 212 tackles, including 128 solo stops, added 18 pass break-ups and 16.0 tackles for loss.

Passes Broken Up - Career

1.	Clarence Ellis	32 (1969-71)
2.	Luther Bradley	27 (1973-77)
3.	Shane Walton	25 (1999-02)
4.	Dave Waymer	22 (1976-79)
5.	Todd Lyght	20.5 (1987-90)
6.	Darrin Walls	20 (2006-)
	Ralph Stepaniak	20 (1969-71)
8.	Thomas O'Leary	19 (1965-67)
9.	Harrison Smith	18 (2006-)
	Vontez Duff	18 (2000-03)

BRIAN SMITH ANOTHER EXAMPLE OF 'NEXT MAN IN'

► Notre Dame senior LB **Brian Smith** entered 2010 having started more games than any other player on Irish roster. He had played in 34 games at Notre Dame and started 24 contests. Smith started his career as an OLB in a 3-4 defense, but moved to ILB as sophomore and junior. Smith entered his final year as the active Irish leader in career tackles with 150 and also had totaled 13.5 tackles for loss, five sacks, three interceptions, three fumble recoveries, forced two fumbles and broken up two passes. Smith had also tallied two touchdowns in his career, returning interception against Boston College's Matt Ryan 25 yards for a score as freshman and rumbled 35 yards for a touchdown against Michigan in 2008 following fumble recovery.

► Smith moved back to OLB during 2010 spring drills and spent the better part of the first eight games of this season in the position in a reserve roll, but slipped back inside following the injury to sophomore ILB **Carlo Calabrese**. He has not missed a beat. Smith has totaled 23 tackles in the last four games (Tulsa, Utah, Army and USC), all starts, 2.0 tackles for loss, sack, forced fumble, interception and four pass break-ups.

Defensive Stats Last Three Games	UT	AT	TT	TFL-Yds	Sacks-Yds	INT-Yds	PBU	FF
vs. Tulsa	4	3	7	1.0-6	1.0-6	0-0	0	1
vs. Utah	0	10	10	0.0-0	0.0-0	0-0	2	0
vs. Army	1	0	1	0.0-0	0.0-0	1-0	0	0
at USC	2	3	5	1.0-1	0.0-0	0-0	2	0
Totals	7	16	23	2.0-7	1.0-6	1-0	4	1

ROBERT "BIG PLAY" BLANTON

► Junior DB **Robert Blanton** has played in 12 games in 2010 and has only started one contest, but it has not deterred him from making a number of big plays.

► Blanton blocked a punt and returned it six yards for a touchdown against Utah on Nov. 13. He was the first Irish player to block a punt since Dec. 24, 2008, against Hawai'i in the Hawai'i Bowl. Blanton was also the first Notre Dame player to return a block punt for a touchdown since Toryan Smith (14 yards) on Nov. 15, 2008, against Navy.

► The touchdown was the second of Blanton's career. He registered a 47-yard interception return for touchdown against Purdue on Sept. 27, 2008.

► Blanton has registered 7.0 tackles for loss this season, which ranks third-best on the team. The 7.0 tackles for loss are the most by an Irish defensive back since A'Jani Sanders had 10.0 during the 1999 season.

WILLIAMS (ALMOST), NEAL IN INK

► Senior LB **Kerry Neal** played in his 49th career game in the regular season finale at USC. He is the only Irish player to see action in every game since the start of the 2007 season.

► Senior NG **Ian Williams** had played in 45 consecutive games before missing the Tulsa, Utah, Army and USC games with an injury he suffered against Navy. He will, however, return to the Irish lineup in the Hyundai Sun Bowl against Miami, Fla.

PRINCE SHEMBO STARTING TO MAKE A ROYAL IMPRESSION

► Freshman LB **Prince Shembo** had just three tackles, including half a tackle for loss, in Notre Dame's first four games of the season. The rookie linebacker then recorded 2.5 sacks, forced a fumble and collected a quarterback hurry in the two games against Boston College and Pittsburgh.

► Shembo picked up his first career sack and forced fumble on the same play late in the third quarter against Boston College. He added a second sack in the fourth quarter.

► Shembo registered a quarterback hurry and half sack in the victory over Pittsburgh.

► Shembo recorded a career-high five tackles, including two solo, and one sack in the victory over No. 15 Utah. He now has 3.5 sacks this season.

Eye On Notre Dame Record Book

Kickoff Return Yards - Season

1.	Theo Riddick	37-849 (2009)
2.	Armando Allen Jr.	33-704 (2007)
3.	Tim Brown	25-698 (1986)
4.	Bennett Jackson	29-645 (2010)
5.	Julius Jones	26-603 (1999)
6.	Allen Rossum	20-570 (1997)
7.	Armando Allen Jr.	21-543 (2008)
8.	Vontez Duff	19-526 (2002)
9.	Golden Tate	26-521 (2008)
10.	Tony Driver	23-512 (1998)

Kickoff Return Yards - Career

1.	Julius Jones	72-1678 (1999-2001, '03)
2.	Tim Brown	69-1613 (1984-87)
3.	Raghib Ismail	46-1271 (1988-90)
4.	Armando Allen Jr.	54-1247 (2007-)
5.	Vontez Duff	47-1230 (2000-03)
6.	Tony Driver	47-1083 (1997-2000)
	Jim Stone	49-1079 (1977-80)
8.	Golden Tate	44-909 (2007-09)
9.	Allen Rossum	29-891 (1994-97)
10.	Theo Riddick	38-868 (2009-)

Total Kick/Punt Return Yards - Season

1.	Vontez Duff	911 (526 KR, 385 PR); 2002
2.	Tim Brown	857 (456 KR, 401 PR); 1987
3.	Theo Riddick	849 (849 KR, 0 PR); 2009
4.	Julius Jones	798 (603 KR, 195 PR); 1999
5.	Tim Brown	773 (698 KR, 75 PR); 1986
6.	Armando Allen Jr.	704 (704 KR, 0 PR); 2007
7.	Allen Rossum	653 (570 KR, 83 PR); 1997
8.	Bennett Jackson	645 (645 KR, 0 PR); 2010
9.	Golden Tate	637 (521 KR, 116 PR); 2008
10.	Raghib Ismail	615 (502 KR, 113 PR); 1989

Total Kick/Punt Return Yards - Career

1.	Julius Jones	2104 (1678 KR, 426 PR); 1999-03
2.	Tim Brown	2089 (1613 KR, 476 PR); 1984-87
3.	Vontez Duff	1955 (1230 KR, 725 PR); 2000-03
4.	Raghib Ismail	1607 (1271 KR, 336 PR); 1988-90
5.	Armando Allen Jr.	1360 (1247, 113 PR); 2007-
6.	Allen Rossum	1318 (891 KR, 427 PR); 1994-97
7.	Golden Tate	1196 (909 KR, 287 PR); 2007-09
8.	Tony Driver	1083 (1083 KR, 0 PR); 1997-2000
9.	Jim Stone	1079 (1079 KR, 0 PR); 1977-80

Notre Dame "Money" Plays

MONEY RUSHERS

	1st	TD	No.	Att.
Armando Allen Jr.	28	2	29	107
Cierre Wood	23	2	24	107
Robert Hughes	10	2	12	41
Dayne Crist	8	4	12	36
Jonas Gray	6	0	6	20
Nate Montana	2	0	2	9
Bennett Jackson	1	0	1	1
Tommy Rees	1	0	1	7
Totals	79	10	87	346

MONEY RECEPTIONS

	1st	TD	No.	Rec.
Michael Floyd	43	10	49	73
Theo Riddick	21	3	22	39
Kyle Rudolph	14	3	15	28
Tyler Eifert	14	2	14	23
TJ Jones	12	3	13	22
Robby Toma	10	0	10	14
Cierre Wood	7	1	8	19
Duval Kamara	6	3	7	11
John Goodman	7	0	7	14
Armando Allen Jr.	6	0	6	17
Mike Ragone	2	0	2	3
Robert Hughes	1	0	1	6
Totals	143	25	154	270

3RD DOWN MONEY RUSHERS

	1st	TD	No.	Att.
Cierre Wood	6	0	6	16
Armando Allen Jr.	5	0	5	8
Dayne Crist	4	1	5	9
Robert Hughes	3	0	3	4
Jonas Gray	2	0	2	2
Nate Montana	1	0	1	4
Totals	21	1	22	45

3RD DOWN MONEY RECEPTIONS

	1st	TD	No.	Rec.
Michael Floyd	13	1	14	17
Theo Riddick	5	1	5	7
Kyle Rudolph	5	1	5	11
Tyler Eifert	5	0	5	7
John Goodman	3	0	3	3
TJ Jones	2	2	3	5
Robby Toma	2	0	2	4
Armando Allen Jr.	1	0	1	2
Totals	36	5	38	61

4TH DOWN MONEY RUSHERS

	1st	TD	No.	Att.
Bennett Jackson	1	0	1	1
Jonas Gray	0	0	0	1
Cierre Wood	0	0	0	1
Dayne Crist	0	0	0	2
Totals	1	0	1	5

4TH DOWN MONEY RECEPTIONS

	1st	TD	No.	Rec.
Tyler Eifert	1	1	1	1
Robby Toma	1	0	1	1
Michael Floyd	0	1	1	1
Totals	2	2	3	3

Money plays result in either a first down, touchdown or both.

NOTRE DAME OFFENSIVE NOTES

REES PIECES TOGETHER WIN FOR IRISH

► Freshman QB **Tommy Rees** is the ninth freshman quarterback to start for the Irish in the last 60 seasons (1951-present), joining Ralph Guglielmi (1951), Blair Kiel (1980), Steve Beuerlein (1983), Kent Graham (1987), Paul Failla (1991), Matt LoVecchio (2000), Brady Quinn (2003) and Jimmy Clausen (2007) in that elite club. Rees was the first freshman quarterback to start for Notre Dame since Clausen got the call against Stanford on Nov. 24, 2007.

► Notre Dame is 7-2 since 1951 when a freshman quarterback makes his first-ever start for the Irish. Rees got the nod in game 10 of 2010 (vs. Utah) following the season-ending injury to junior QB **Dayne Crist**. Clausen's start against Penn State came in the second game of the year, which was the earliest start into a season for an Irish freshman quarterback since 1951.

► Rees became the first Irish freshman quarterback to knock off a top 20 opponent since Blair Kiel helped Notre Dame get past No. 13 Miami, 32-14. Rees threw for the most touchdown passes (three) by a freshman in his first career start in school history. Rees also threw for the fourth-most yards ever by an Irish quarterback in his first start (second-most ever by a Notre Dame rookie quarterback in a victory).

Date	Result	Quarterback (Stats)
Nov. 13, 2010	Notre Dame 28, No. 15 Utah 3 (Game 10)	Tommy Rees (13-20 for 129 yards, 3 TDs)
Sept. 8, 2007	No. 14 Penn State 31, Notre Dame 10 (Game 2)	Jimmy Clausen (17-32 for 144 yards, 1 INT)
Sept. 27, 2003	No. 22 Purdue 23, Notre Dame 10 (Game 4)	Brady Quinn (29-59 for 297 yards, TD, 4 INT)
Oct. 7, 2000	No. 25 Notre Dame 20, Stanford 7 (Game 5)	Matt LoVecchio (10-18 for 100 yards, 2 TDs)
Sept. 28, 1991	No. 8 Notre Dame 45, Purdue 21 (Game 4)	Paul Failla (1-1 for 10 yards)
Nov. 7, 1987	No. 9 Notre Dame 32, Boston College 25 (Game 8)	Kent Graham (6-8 for 111 yards, INT)
Oct. 1, 1983	Notre Dame 27, Colorado 3 (Game 4)	Steve Beuerlein (8-12 for 133 yards)
Oct. 11, 1980	No. 7 Notre Dame 32, No. 13 Miami 14 (Game 4)	Blair Kiel (4-17 for 35 yards)
Nov. 17, 1951	Notre Dame 12, North Carolina 7 (Game 8)	Ralph Guglielmi

► Rees already ranks in the top five in the following Irish freshman quarterback single-game and season records:

Single-Game Freshman Quarterback Records

Attempts

1. Brady Quinn	59	at Purdue, Sept. 27, 2003
2. Tommy Rees	54	vs. Tulsa, Oct. 30, 2010
3. Brady Quinn	52	vs. Florida State, Nov. 1, 2003
4. Jimmy Clausen	40	vs. Air Force, Nov. 10, 2007
5. Brady Quinn	39	at Boston College, Oct. 25, 2003

Completions

1. Tommy Rees	33	vs. Tulsa, Oct. 30, 2010
2. Brady Quinn	29	at Purdue, Sept. 27, 2003
3. Brady Quinn	23	at Boston College, Oct. 25, 2003
4. Jimmy Clausen	22	vs. Air Force, Nov. 10, 2007
5. Tommy Rees	20	at USC, Nov. 27, 2010
Brady Quinn	20	vs. Florida State, Nov. 1, 2003

Yards

1. Brady Quinn	350	at Boston College, Oct. 25, 2003
2. Tommy Rees	343	vs. Tulsa, Oct. 30, 2010
3. Brady Quinn	297	at Purdue, Sept. 27, 2003
4. Steve Beuerlein	257	at Penn State, Nov. 12, 1983
5. Jimmy Clausen	246	vs. Air Force, Nov. 10, 2007

Touchdowns

1. Tommy Rees	4	vs. Tulsa, Oct. 30, 2010
2. Tommy Rees	3	vs. Utah, Nov. 13, 2010
Jimmy Clausen	3	vs. Air Force, Nov. 10, 2007
Jimmy Clausen	3	vs. Duke, Nov. 17, 2007
Matt LoVecchio	3	vs. Air Force, Oct. 28, 2000

Completion Percentage (min. 15 attempts)

1. Steve Beuerlein	.700 (14-20)	at Penn State, Nov. 12, 1983
2. Jimmy Clausen	.692 (18-26)	at Purdue, Sept. 29, 2007
3. Matt LoVecchio	.684 (13-19)	vs. Rutgers, Nov. 18, 2000
4. Tommy Rees	.650 (13-20)	vs. Army, Nov. 20, 2010
Tommy Rees	.650 (13-20)	vs. Utah, Nov. 13, 2010
Matt LoVecchio	.650 (13-20)	vs. Navy, Oct. 14, 2000

Single-Season Freshman Quarterback Records

Completions

1. Brady Quinn	157 (2003)
2. Jimmy Clausen	119 (2007)
3. Tommy Rees	85 (2010)
4. Steve Beuerlein	75 (1983)
5. Matt LoVecchio	73 (2000)

Yards

1. Brady Quinn	1,831 (2003)
2. Steve Beuerlein	1,061 (1983)
3. Jimmy Clausen	1,058 (2007)
4. Matt LoVecchio	980 (2000)
5. Tommy Rees	905 (2010)

Touchdowns

1. Matt LoVecchio	11 (2000)
2. Tommy Rees	10 (2010)
3. Brady Quinn	9 (2003)
4. Jimmy Clausen	7 (2007)
5. Steve Beuerlein	4 (1983)

Completion Percentage (min. 100 attempts)

1. Tommy Rees	.630 (85-of-135)	2010
2. Matt LoVecchio	.584 (73-of-125)	2000
3. Jimmy Clausen	.559 (119-of-213)	2007
4. Steve Beuerlein	.517 (75-of-145)	1983
5. Brady Quinn	.473 (157-of-332)	2003

Passing Efficiency (min. 100 attempts)

1. Matt LoVecchio	151.70 (2000)
2. Tommy Rees	131.87 (2010)
3. Steve Beuerlein	114.02 (1983)
4. Jimmy Clausen	103.74 (2007)
5. Brady Quinn	93.53 (2003)

- ▶ Rees became the first rookie Notre Dame quarterback to knock off USC since Matt LoVecchio in 2000.
- ▶ Rees has already thrown 10 touchdown passes in his career, all of which have come in the last four games. He threw seven touchdown passes in back-to-back outings against Tulsa (four) and Utah (three). In fact, he threw for the third-most touchdown passes over a two-game stretch in school history. Only former All-American Brady Quinn has ever thrown more touchdown passes in two consecutive games. Quinn had nine touchdown passes over back-to-back games in 2009 and twice had eight touchdown passes in consecutive games in 2006.

Most TD Passes In Consecutive Games

1.	Brady Quinn	9	Oct. 22, 2005 (BYU, 6) - Nov. 5, 2005 (Tennessee, 3)
	*Jimmy Clausen	9	Dec. 24, 2008 (Hawai'i, 5) - Sept. 5, 2009 (Nevada, 4)
3.	Brady Quinn	8	Nov. 4, 2006 (North Carolina, 4) - Nov. 11, 2006 (Air Force, 4)
	Brady Quinn	8	Sept. 16, 2006 (No. 11 Michigan, 3) - Sept. 23, 2006 (Michigan State, 5)
5.	Tommy Rees	7	Oct. 30, 2010 (Tulsa, 4) - Nov. 13, 2010 (No. 15 Utah, 3)
	Brady Quinn	7	Six different occasions
	Jimmy Clausen	7	Sept. 5, 2009 (Nevada, 4) - Sept. 12, 2009 (Michigan, 3)
	Jimmy Clausen	7	Nov. 21, 2009 (Connecticut, 2) - Nov. 28, 2009 (Stanford, 5)

* consecutive games, but separate seasons

- ▶ Rees has thrown at least two touchdown passes in three of the last four games.
- ▶ Rees was 8 of 13 for 43 yards and one touchdown in the first half against Utah, but connected on his first four passes of the third quarter for 79 yards and two touchdowns.
- ▶ Rees was the first Irish freshman quarterback to ever throw four touchdown passes in a single game. The four touchdown passes against Tulsa is tied with numerous others for the sixth-most in single-game school history. Rees completed 33 of 54 passes for 334 yards – the most ever by a quarterback that did not start the game. His 300-yard game was the 35th in school history and second-ever by a Notre Dame freshman. Brady Quinn is the only other freshman signal caller to throw for at least 300 yards in a single game (350, Oct. 25, 2003, at Boston College).
- ▶ The 33 completions are tied for the second-most in school history. The 54 attempts are the fifth-most in school history.

Attempts - Game

1.	Terry Hanratty	63	at Purdue, Sept. 30, 1967
2.	Brady Quinn	60	vs. Michigan St., Sept. 17, 2005
3.	Brady Quinn	59	at Purdue, Sept. 27, 2003
4.	Joe Theismann	58	at USC, Nov. 28, 1970
5.	Dayne Crist	55	at Michigan St., Sept. 18, 2010
6.	Tommy Rees	54	vs. Tulsa, Oct. 30, 2010
7.	Brady Quinn	52	vs. Florida St., Nov. 1, 2003
8.	Jimmy Clausen	51	vs. Navy, Nov. 7, 2009
9.	Jimmy Clausen	48	at North Carolina, Oct. 11, 2008
	Brady Quinn	48	vs. Michigan, Sept. 16, 2006

Completions - Game

1.	Jimmy Clausen	37	vs. Navy, Nov. 7, 2009
2.	Tommy Rees	33	vs. Tulsa, Oct. 30, 2010
	Joe Theismann	33	at USC, Nov. 28, 1970
	Brady Quinn	33	vs. Michigan St., Sept. 17, 2005
5.	Dayne Crist	32	at Michigan St., Sept. 18, 2010
	Brady Quinn	32	vs. Brigham Young, Oct. 22, 2005
7.	Jimmy Clausen	31	at North Carolina, Oct. 11, 2008
	Ron Powlus	31	at Purdue, Sept. 13, 1997
9.	Jimmy Clausen	30	vs. Connecticut, Nov. 21, 2009
10.	Jimmy Clausen	29	vs. Stanford, Oct. 4, 2008
	Brady Quinn	29	at Purdue, Oct. 1, 2005
	Brady Quinn	29	at Purdue, Sept. 27, 2003
	Terry Hanratty	29	at Purdue, Sept. 30, 1967
	Brady Quinn	29	vs. Ohio State, Jan. 2, 2006
	Brady Quinn	29	vs. Purdue, Sept. 30, 2006

Touchdown Passes - Game

1.	Brady Quinn	6	vs. Brigham Young, Oct. 22, 2005
2.	Jimmy Clausen	5	at Stanford, Nov. 28, 2009
	Jimmy Clausen	5	vs. Hawai'i, Dec. 24, 2008
	Brady Quinn	5	at Michigan St., Sept. 23, 2006
	Brady Quinn	5	vs. Michigan St., Sept. 17, 2005
6.	Tommy Rees	4	vs. Tulsa, Oct. 30, 2010
	Dayne Crist	4	at Michigan St., Sept. 18, 2010
	Eight other players	4	13 different occasions

Milestone Games In 2010

100-Yards Receiving

*Kyle Rudolph	164 (Michigan)
Michael Floyd	157 (Western Michigan)
*Theo Riddick	128 (at Michigan State)
Michael Floyd	110 (Stanford)
Michael Floyd	104 (Tulsa)

300-Yards Passing

Dayne Crist	369 (at Michigan State)
Dayne Crist	304 (Stanford)
Tommy Rees	334 (Tulsa)

Multiple Touchdowns

*Dayne Crist at Michigan State	4 (passing)
*Dayne Crist vs. Western Michigan	4 (3 passing, 1 rushing)
*Tommy Rees vs. Tulsa	4 (passing)
Tommy Rees vs. Utah	3 (passing)
*Michael Floyd vs. Western Michigan	3 (receiving)
Dayne Crist vs. Michigan	3 (2 passing, 1 rushing)
Dayne Crist at Boston College	3 (2 passing, 1 rushing)
Michael Floyd vs. Michigan	2 (receiving)
Michael Floyd vs. Tulsa	2 (receiving)
*Cierre Wood vs. Tulsa	2 (2 receiving)
*Duval Kamara vs. Utah	2 (2 receiving)
Dayne Crist vs. Pittsburgh	2 (1 passing, 1 rushing)
Tommy Rees at USC	2 (passing)

10+ Tackles

*Manti Te'o vs. Stanford	21
*Harrison Smith vs. Pittsburgh	13
Manti Te'o vs. Michigan	13
Manti Te'o vs. Navy	13
Manti Te'o vs. Army	12
*Zeke Motta at Michigan State	11
Harrison Smith vs. Stanford	11
Manti Te'o at Michigan State	11
*Carlo Calabrese vs. Michigan	10
*Carlo Calabrese at Boston College	10
*Kapron Lewis-Moore vs. Navy	10
*Brian Smith vs. Utah	10
Harrison Smith at Michigan State	10
Manti Te'o at Boston College	10
Manti Te'o vs. Western Michigan	10
Harrison Smith vs. Navy	10

* - individual career highs (or tying)

Notre Dame Football By The Numbers

.733 - Notre Dame's winning percentage, the second-highest in college football history.

1 - Notre Dame is the only team, college or professional, to have all of its games broadcast nationally on the radio and is the only team to have all of its home games televised nationally (NBC).

6 - College Football Hall of Fame Coaches - Jesse Harper, Lou Holtz, Knute Rockne, Frank Leahy, Ara Parseghian and Dan Devine.

7 - Heisman Trophy Winners: Angelo Bertelli (1943), Johnny Lujack (1947), Leon Hart (1949), John Lattner (1953), Paul Hornung (1956), John Huarte (1964) and Tim Brown (1987).

10 - Alumni in the Pro Football Hall of Fame.

11 - National Championships - since the AP poll began in 1936 (1943-46-47-49-66-73-77-88), the most AP titles of any other school. The Irish also earned consensus national titles in 1924, 1929 and 1930 prior to the AP rankings.

12 - Unbeaten and untied seasons.

21 - Seasons in which the team has been voted the national champion by at least one selector.

30 - Bowl games in which the Irish have taken part.

32 - Unanimous first-team All-Americans -- more than any other school.

36 - Irish players that captured Super Bowl titles.

43 - College Football Hall of Fame Players.

61 - Notre Dame players selected in the first round of the NFL draft.

96 - Consensus All-Americans -- more than any other school.

99 - Percent graduation rate among football players who enter on scholarship and remain at least four years.

103 - Out of 122 years in which Notre Dame has finished with a winning record.

122 - Years of college football (including 2010).

184 - Selections on All-America first teams.

219 - Consecutive sellouts at Notre Dame Stadium.

222 - Consecutive games streak televised nationally or regionally.

341 - Appearances by the Irish on network television -- more than any other school and more than the next two combined.

466 - Irish players drafted in the National Football League.

844 - All-time victories, third all-time in college football.

REES/CRIST REKINDLE QUARTERBACK FIRST-START MAGIC

► Freshman QB **Tommy Rees** extended Notre Dame's winning streak under first-time starting quarterbacks to two games following Notre Dame's 28-3 rout of No. 15 Utah.

► Since 1975, the Irish are 19-10 under a first-time starting quarterback. Interestingly enough, Notre Dame is 13-4 under a first-time starting quarterback when playing in Notre Dame Stadium (also since 1975).

► Rees completed 13 of 20 passes for 129 yards, three touchdowns and no interceptions. He was the second quarterback to throw three touchdown passes or more in his first career start and first since Ron Powlus tossed four against Northwestern on Sept. 3, 1994. Rees' completion percentage of 65.0 was the third-highest of any first-time starting quarterback with more than eight pass attempts since 1975.

► Junior QB **Dayne Crist** snapped Notre Dame's four-game losing streak with a first-time starting quarterback under center.

► Crist's completion percentage of 73.1 was the second-highest of any first-time starting quarterback with more than eight pass attempts since 1975. Ron Powlus completed 75.0% (18 of 24) of his passes against the Wildcats in 1994.

► Crist's 19 completions are the second-most by a first-time starting Irish quarterback since 1975. Brady Quinn completed 29 passes against Purdue on Sept. 23, 2003. His 205 yards passing are the third-most by a first-time starting signal caller since 1975. Quinn threw for 297 yards against Purdue on Sept. 27, 2003, and Ron Powlus had 291 yards against Northwestern on Sept. 3, 1994.

► Crist was the first junior quarterback to make his starting debut since Arnaz Battle in 2000.

► From 1985-98, Notre Dame was victorious in nine straight games in which an Irish quarterback was making his first career start, including four coming in a season opener. Those openers were won by Rick Mirer (No. 1 Notre Dame def. No. 4 Michigan 28-24 in '90), Kevin McDougal (No. 7 Notre Dame def. Northwestern 27-12 in '93), Ron Powlus (No. 3 Notre Dame def. Northwestern 42-12 in '95) and Jarious Jackson (No. 22 Notre Dame def. No. 5 Michigan 36-20 in '98).

► Notre Dame's nine-game, first-start winning streak ended in the 10-0 loss at USC on Nov. 28, 1998, when Eric Chappell started in place of the injured starter Jackson (then-freshman Arnaz Battle also played a large chunk of that game).

► Following the snap of the nine-game winning streak under first-time starters, the Irish won three consecutive games under first-time signal callers. In fact, all three came during the same season (2000) and occurred over the year's first five contests. Arnaz Battle (Notre Dame def. No. 24 Texas A&M, 24-10), Gary Godsey (Notre Dame def. Purdue, 23-21) and Matt Lovechio (No. 25 Notre Dame def. Stanford, 20-14).

► Carlyle Holiday dropped his first career start on Sept. 29, 2001, against Texas A&M, but senior walk-on Pat Dillingham was victorious against Stanford on Oct. 5, 2002.

► Notre Dame used a trio of first-time signal callers in 2007, including one in each of the first two games of the season. Demetrius Jones (Georgia Tech def. Notre Dame, 33-3), Jimmy Clausen (No. 14 Penn State def. Notre Dame, 31-10) and Evan Sharpley (No. 13 USC def. Notre Dame, 38-0) all failed to walk away with a victory.

Last 29 starting debut games by Irish QBs (Notre Dame is 19-10 in those contests).

► **Tommy Rees**, freshman (Notre Dame vs. No. 15 Utah, Nov. 13, 2010, 10th game of season) ... win, 28-3 ... 13 of 20 passing, 129 yards, 3 TDs.

► **Dayne Crist**, junior (Notre Dame vs. Purdue, Sept. 4, 2010, first game of season) ... win, 23-12 ... 19 of 26 passing, 205 yards, 1 TD.

► **Evan Sharpley**, sophomore (Notre Dame vs. No. 13 USC, Oct. 20, 2007, eighth game of season) ... loss, 38-0 ... 17 of 33 passing, 117 yards, 1 INT.

► **Jimmy Clausen**, freshman (Notre Dame at No. 14 Penn State, Sept. 8, 2007, second game of season) ... loss, 31-10 ... 17 of 32 passing, 144 yards, 1 INT.

► **Demetrius Jones**, sophomore (Notre Dame vs. Georgia Tech, Sept. 1, 2007, first game of season) ... loss, 33-3 ... 1 of 3 passing, 4 yards, 2 fumbles ... 12 rushes for 28 yards.

► **Brady Quinn**, freshman (Notre Dame at No. 22 Purdue, Sept. 27, 2003, fourth game of season) ... loss, 23-10 ... 29 of 59 passing, 297 yards, 4 INT, TD ... 8 rushes for 25 yards.

► **Pat Dillingham**, sophomore (Notre Dame vs. Stanford, Oct. 5, 2002, fifth game of season) ... win, 31-7 ... 14 of 27 passing, 129 yards, 2 TDs.

► **Carlyle Holiday**, sophomore (Notre Dame at Texas A&M, Sept. 29, 2001, third game of season) ... loss, 24-3 ... 6 of 13 passing, 73 yards, 2 INT ... 12 rushes for 23 yards.

► **Matt Lovechio**, freshman (No. 25 Notre Dame vs. Stanford, Oct. 7, 2000, fifth game of season) ... win, 20-14 ... 10 of 18 passing, 100 yards, 2 TDs ... 13 rushes for 36 yards, TD.

► **Gary Godsey**, sophomore (Notre Dame vs. Purdue, Sept. 16, 2000, third game of season) ... win, 23-21 ... 14 of 25 passing, 158 yards, INT ... 7 rushes for 3 yards, TD.

► **Arnaz Battle**, junior (Notre Dame vs. No. 24 Texas A&M, Sept. 2, 2000, first game of season) ... win, 24-10 ... 10 of 16 passing, 133 yards ... 12 rushes for 50 yards.

► **Eric Chappell**, junior (No. 9 Notre Dame at USC, Nov. 28, 1998, 11th game of season) ... loss, 10-0 ... 0 of 3 passing, 2 INT ... 7 rushes for 33 yards.

► **Jarius Jackson**, senior (Notre Dame vs. No. 5 Michigan, Sept. 5, 1998, first game of season) ... win, 36-20 ... 4 of 10 passing, 96 yards, 2 TDs, INT ... 16 rushes for 62 yards.

► **Tom Krug**, junior (No. 8 Notre Dame at Air Force, Nov. 18, 1995, 11th game of season) ... win, 44-14 ... 8 of 13 passing, INT ... 3 rushes for 13 yards ... started due to Powlus' collarbone injury, in previous week versus Navy.

► **Ron Powlus**, sophomore (No. 3 Notre Dame at Northwestern, Sept. 3, 1994, first game of season) ... win, 42-15 ... 18 of 24 passing, 291 yards, 4 TD ... 2 rushes for 6 yards.

► **Kevin McDougal**, senior (No. 7 Notre Dame vs. Northwestern, Sept. 4, 1993, first game of season) ... win, 27-12 ... 6 of 8 passing, 135 yards ... 5 rushes for -16 yards.

► **Paul Failla**, freshman (No. 8 Notre Dame at Purdue, Sept. 28, 1991, fourth game of season) ... win, 45-20 ... 1 of 1 passing, 10 yards ... 2 rushes for 11 yards ... started in place of Mirer due to team policy of "no practice, no start" (Mirer had pulled rib cartilage during the week) ... Mirer replaced Failla beginning with the second series.

- ▶ **Rick Mirer**, sophomore (No. 1 Notre Dame vs. No. 4 Michigan, Sept. 15, 1990, first game of season) ... win, 28-24 ... 14 of 23 passing, 165 yards, TD, INT ... 10 rushes for 12 yards, TD.
- ▶ **Kent Graham**, freshman (No. 9 Notre Dame vs. Boston College, Nov. 7, 1987, eighth game of season) ... win, 32-25 ... 6 of 8 passing, 11 yards, INT ... 3 rushes for 7 yards.
- ▶ **Tony Rice**, sophomore (No. 11 Notre Dame at Air Force, Oct. 17, 1987, fifth game of season) ... win, 35-14 ... 1 of 5 passing, 10 yards, INT ... 9 rushes for 70 yards, 2 TD ... played due to Andrysiak's broken collarbone injury, in previous game at Pittsburgh.
- ▶ **Terry Andrysiak**, sophomore (Notre Dame vs. Mississippi, Nov. 9, 1985, eighth game of season) ... win, 37-14 ... 4 of 8 passing, 60 yards, TD ... 2 rushes for -7 yards.
- ▶ **Scott Grooms**, senior (Notre Dame vs. Air Force, Oct. 13, 1984, sixth game of season) ... loss, 21-7 ... 12 of 35 passing, 117 yards, 1 TD, 1 INT ... 12 rushes for -9 yards.
- ▶ **Steve Beurelein**, freshman (Notre Dame vs. Colorado, Oct. 1, 1983, fourth game of season) ... win, 27-3 ... 8 of 12 passing, 133 yards.
- ▶ **Ken Karcher**, sophomore ... (Notre Dame at No.1 Pittsburgh, Nov. 6, 1982, eighth game of season) ... loss, 31-16 ... 2 of 4 passing, 21 yards, 1 INT ... 1 rush for -10 yards ... replaced by senior Jim O'Hara in second quarter.
- ▶ **Blair Kiel**, freshman (No.7 Notre Dame vs. No.13 Miami, Oct. 11, 1980, fourth game of season) ... win, 32-14 ... 4 of 17 passing, 35 yards ... 11 rushes for 28 yards, 1 TD.
- ▶ **Tim Koegel**, sophomore (No.5 Notre Dame at No.17 Purdue, Sept. 22, 1979, second game of season) ... loss, 28-22 ... 6 of 18 passing, 81 yards, 1 TD, 1 INT ... four rushes for 0 yards.
- ▶ **Joe Montana**, sophomore (No.8 Notre Dame vs. Michigan State, Oct. 4, 1975, fourth game of season) ... loss, 10-3 ... 2 of 5 passing, 19 yards, 1 INT.
- ▶ **Rusty Lisch**, sophomore (No.3 Notre Dame vs. Miami, Nov. 20, 1976, 10th game of season) ... win, 40-27 ... 5 of 11 passing, 102 yards, 1 TD ... 15 rushes for 9 yards, 3 TD.
- ▶ **Rick Slager**, senior (No.9 Notre Dame vs. Boston College, @Foxboro, Sept. 15, 1975, first game of season) ... win, 17-3 ... 7 of 12 passing, 72 yards.

BY LAND, CIERRE

- ▶ Sophomore RB **Cierre Wood** did not play as a freshman in 2009, but opened the 2010 campaign as the backup to senior RB **Armando Allen Jr.** He rushed for 58 yards on seven carries in the season-opener against Purdue, but managed just 19 yards on 10 carries over Notre Dame's next four games.
- ▶ When Allen missed most of the Western Michigan game with injury, Wood stepped in and did not miss a beat. He ran for 94 yards on 11 rushes, including a 39-yard touchdown run.
- ▶ The 39-yard run was the longest by an Irish running back since senior RB **Robert Hughes** rumbled 45 yards at Stanford on Nov. 24, 2007. It was also the longest touchdown run by a Notre Dame running back since Ryan Grant registered a 46-yard touchdown run at Stanford on Nov. 29, 2003.
- ▶ Wood leads the Irish in rushing with 522 yards on 107 carries, good for a 4.9 yard average per rush. He has rushed for a pair of touchdowns. Wood has collected 19 receptions for 168 yards and two receiving touchdowns. He has added 15 kickoff returns for 300 yards and has totaled 990 all-purpose yards.
- ▶ Wood has registered 13 plays this season of 20 yards or more, including six rushes, one reception and six kickoff returns. He has recorded 18 rushes of 10 yards or more, 24 of his 107 carries have resulted in a touchdown or first down, six of 16 rushing attempts on third down plays have resulted in a touchdown or first down and eight of 19 receptions have resulted in a touchdown or first down
- ▶ Against Tulsa on Oct. 31, Wood became the first Irish running back with two or more touchdown receptions in a game since Tony Fisher had a pair in a 42-28 victory over West Virginia on Oct. 21, 2000. He caught a six-yard touchdown pass from freshman QB **Tommy Rees** with 8:47 remaining in the third quarter to give Notre Dame a 27-18 lead. The touchdown was his fourth of the season, fourth of his career and fourth in the last three games (Tulsa, Navy and Western Michigan). Wood caught a lateral from freshman WR **TJ Jones** and raced 23 yards for a touchdown 1:21 to go in the first quarter to give the Irish a 13-12 lead. It was Wood's first career touchdown reception.
- ▶ Wood has started each of the last four games for Notre Dame against Tulsa, Utah, Army and USC. He has rushed for 306 yards on 64 carries over the span.

Rushing Last Four Games	Att.	Gain	Loss	Net	Avg	TD	Long	Avg/G
vs. Tulsa	16	60	2	58	3.6	0	18	58.0
vs. Utah	19	80	9	71	3.7	0	20	71.0
vs. Army	14	95	7	88	6.3	0	25	88.0
at USC	15	89	0	89	5.9	0	28	89.0
Totals	64	324	18	306	4.8	0	28	76.5

- ▶ Wood finished the Army game with 88 yards rushing on 14 carries, good an average of 6.3 per rush. He registered 50 yards rushing on five carries during Notre Dame's opening drive of the game.
- ▶ Wood led the Irish with 89 yards rushing on 15 carries in the victory at USC. He added a critical 26-yard run during Notre Dame's fourth-quarter go-ahead touchown drive.

Notre Dame Football Replay Affiliates

DMA	Station
NY/NJ/PA/Conn	YES Network
Ill/IN/IA/WIS	Comcast SportsNet Chicago
Chicago LP	W18AT TV 18
Atlanta (GA/FLA)	Comcast Sports Southeast
NC/PA/DC/MD/DEL/VA/WVA	Mid-Atlantic Sports Network
Cleveland and Ohio	SportsTime Ohio
N.Orleans-ARK/FL/LA	Cox Sports Television
Nashville Dropin	WKAG TV 43
Louisville	WKYI TV & WNDA Indiana 9
Providence (RI&Conn)	Cox Sports
Wichita-Hutchinson	KGPT TV 49 & KSMTV 41
Toledo	WMNT-TV
Huntsville	WYAM TV 51
Rochester, NY	WRWB TV 16/TW SpNet
South Bend	CW25
Montana & Wyoming	The Big Sky Ch/Tetons TV
Evansville-Jasper	WJTS TV 27
Binghamton LP	WBPN TV My 8
Clarksburg/ManningtonWV	TKMI Broadcasting
Direct TV-WHT National	DIRECT TV 321
Sky Angel IPTV-National	

21 affiliates (57,649,695 homes)

Inside Notre Dame Football Affiliates

New York (NY/NJ/CN/PA)	Yes Network
Chicago LP	W18AT TV 18
Chicago (IL/IN/IA/WI)	Comcast SportsNet Chicago
FLORIDA	Sun Sports Network
DC/DEL/MD/NC/PA/VA/WVA	Mid Atlantic Sports Network
IL/IN/MO/NE/KA/IA	Fox Sports Midwest
New England	New England Sports Network
Cleveland & All Ohio	SportsTime Ohio (Indians)
Pittsburgh ((PA,WV,NY,MD,OH)	Fox Sports Pitt
Indy/Ft.Wayne/Lafayette	Xfinity Channel 81
Louisville	WKYI CH 24 & WNDA Indiana 9
Providence (RI & Conn)	Cox Cable Sports
Wichita	KGPT TV49
Toledo	WMNT-TV
Huntsville	WYAM TV 51
Rochester NY	WRWB TV 16/Time Warner
SportsNet	
South Bend-Elkhart	WNDU-TV
Montana & Wyoming	The Big Sky Channel & Tetons TV
Evansville-Jasper	WJTS TV 27
Binghamton LP	WBPN TV MY 8
Clarksburg/ManningtonWV	TKMI Broadcasting
Direct TV WHT-National	DIRECT TV 321
Sky Angel-IPTV-National	
On Demand from Xfinity	
Worldwide	und.com

25 affiliates (66,989,415 homes)



FLOYD IN THE NATIONAL SPOTLIGHT

► Junior WR **Michael Floyd**, who missed the game against Navy, is listed on the NCAA FBS active career charts in receiving yards per game, receptions per game and receiving touchdowns. Floyd's 83.8 yards receiving per game ranks fifth in the nation among active players, while his 5.7 catches per game ranks sixth. He also ranks ninth on the active career chart for receiving touchdowns with 26.

FBS Active Leaders - Yds/Game

1. Eric Page, So., Toledo	93.3
2. James Cleveland, Sr., Houston	87.6
3. Greg Salas, Sr., Hawai'i	86.1
4. Ryan Broyles, Jr., Oklahoma	85.8
5. Michael Floyd, Jr., Notre Dame	83.8

FBS Active Leaders - Catches/Game

1. Eric Page, So., Toledo	7.3
2. James Cleveland, Sr., Houston	7.0
3. Ryan Broyles, Jr., Oklahoma	6.7
4. Patrick Edwards, Jr., Houston	5.9
5. Tyron Carrier, Jr., Houston	5.7
6. Michael Floyd, Jr., Notre Dame	5.7

FBS Active Leaders - Receiving TDs

1. Austin Pettis, Sr., Boise State	38
2. Ryan Broyles, Jr., Oklahoma	34
3. Lyle Leong, Sr., Texas Tech	30
4. Aldrick Robinson, SMU	29
5. Charles Clay, Sr., Tulsa	28
Jeff Fuller, Jr., Texas A&M	28
9. Michael Floyd, Jr., Notre Dame	26

► Floyd finished with a career-high tying 11 receptions against USC. He totaled 86 yards and one receiving touchdown. The 11 catches were tied for the fifth-most in single-game school history. It marked his fourth career outing with at least 10 catches in a game. He is the first Notre Dame wideout to ever register four or more games with at least 10 catches.

Receptions - Game

1. Maurice Stovall	14	vs. BYU, Oct. 22, 2005
2. Jim Seymour	13	vs. Purdue, Sept. 24, 1966
3. Tom Gatewood	12	vs. Purdue, Sept. 26, 1970
Bobby Brown	12	at Pittsburgh, Nov. 13, 1999
5. Michael Floyd	11	at USC, Nov. 27, 2010
Michael Floyd	11	vs. Tulsa, Oct. 30, 2010
Golden Tate	11	vs. Boston College, Oct. 24, 2009
Jim Seymour	11	at USC, Nov. 26, 1966
Jim Kelly	11	vs. Pittsburgh, Nov. 10, 1962
10. Theo Riddick	10	at Michigan State, Sept. 18, 2010
Golden Tate	10	at Stanford, Nov. 28, 2009
Michael Floyd	10	vs. Navy, Nov. 7, 2009
Michael Floyd	10	vs. Pittsburgh, Nov. 1, 2008
Amaz Battle	10	vs. Pittsburgh, Oct. 12, 2002
Amaz Battle	10	vs. NC State, Jan. 1, 2003
Tom Gatewood	10	at USC, Nov. 28, 1970
Tom Gatewood	10	vs. Michigan State, Oct. 4, 1969
Jim Seymour	10	at Michigan State, Oct. 26, 1968
Rhema McKnight	10	vs. Purdue, Sept. 30, 2006

► Floyd has recorded 73 catches this season. He ranks fifth on the Irish single-season receptions list.

Receptions - Season

1. Clarence Ellis	32 (1969-71)
1. Golden Tate	93 (2009)
2. Jeff Samardzija	78 (2006)
3. Tom Gatewood	77 (1970)
4. Jeff Samardzija	77 (2005)
5. Michael Floyd	73 (2010)
6. Maurice Stovall	69 (2005)
7. Rhema McKnight	67 (2006)
8. Jack Snow	60 (1964)
9. Golden Tate	58 (2008)
10. Amaz Battle	58 (2002)

► Floyd has 10 touchdown receptions this season, which ranks tied for seventh on the single-season list. Floyd is the third wideout in Notre Dame history to have two separate seasons rank in the top 10 for receiving touchdowns in a single season (joined Golden Tate and Jeff Samardzija).

► Floyd now has 26 career receiving touchdowns in just 29 games for Notre Dame. He ranks tied for second on the all-time Notre Dame receiving touchdowns list (Golden Tate, 26, 2007-09).

Touchdown Receptions - Season

1. Golden Tate	15 (2009)
Rhema McKnight	15 (2006)
Jeff Samardzija	15 (2005)
4. Jeff Samardzija	12 (2006)
5. Derrick Mayes	11 (1994)
Maurice Stovall	11 (2005)
7. Michael Floyd	10 (2010)
Golden Tate	10 (2008)
9. Michael Floyd	9 (2009)
Jack Snow	9 (1964)

Touchdown Receptions - Career

1. Jeff Samardzija	27 (2003-06)
2. Michael Floyd	26 (2008-)
Golden Tate	26 (2007-09)
4. Rhema McKnight	22 (2003-06)
Derrick Mayes	22 (1992-95)
6. Tom Gatewood	19 (1969-71)
7. Maurice Stovall	18 (2002-05)
8. Jim Seymour	16 (1966-68)
9. Ken MacAfee	15 (1974-77)
10. Tim Brown	12 (1984-87)
Bobby Brown	12 (1996-99)

► Floyd moved into sole possession of third place on Notre Dame's all-time receiving chart. His fourth catch against USC gave him 158 for his career. He passed Tom Gatewood (157, 1969-71) and Golden Tate (157, 2007-09). He already became the ninth Notre Dame wideout to ever register 2,000 career receiving yards and now has 2,430 yards receiving and trails Tim Brown (2,493, 1969-71) by 63 yards for fourth place.

Receiving Yards - Career

1. Golden Tate	2707 (2007-09)
1. Golden Tate	2707 (2007-09)
2. Jeff Samardzija	2593 (2003-06)
3. Derrick Mayes	2512 (1992-95)
4. Tim Brown	2493 (1984-87)
5. Michael Floyd	2430 (2008-)
6. Tom Gatewood	2283 (1969-71)
7. Rhema McKnight	2277 (2002-06)
8. Maurice Stovall	2195 (2002-05)
9. Jim Seymour	2113 (1966-68)
10. Tony Hunter	1897 (1979-82)

Receptions - Career

1. Jeff Samardzija	179 (2003-06)
1. Jeff Samardzija	179 (2003-06)
2. Rhema McKnight	170 (2002-06)
3. Michael Floyd	165 (2008-)
4. Golden Tate	157 (2007-09)
5. Michael Floyd	157 (2008-)
Tom Gatewood	157 (1969-71)
6. Jim Seymour	138 (1966-68)
7. Tim Brown	137 (1984-87)
8. Maurice Stovall	130 (2002-05)
9. Derrick Mayes	129 (1992-95)
10. Ken MacAfee	128 (1974-77)

► Floyd was held without a catch over Notre Dame's first 16 offensive plays of the contest against USC, but answered with six catches on the initial touchdown drive of the game for the Irish, including a two-yard touchdown pass from freshman QB **Tommy Rees** to give Notre Dame a 7-3 lead with 2:39 remaining before halftime. Three of Floyd's six catches on the drive converted a third down.

► Floyd has eclipsed the 100-yard receiving mark three times this season and 12 times in his career (which ranks third all-time). He trails only Golden Tate (15, 2007-09) and Tom Gatewood (13, 1969-71).

► Floyd has played in 29 career games, and in two of them (at Navy in 2008 and vs. Michigan State in 2009) he missed most of the action following an injury. Yet, Floyd has 12 career 100-yard receiving games over the other 27 games played.

Games with 100 Yards - Season

1. Golden Tate, Jr.	9 (2009)
2. Tom Gatewood, Jr.	8 (1970)
3. Maurice Stovall, Sr.	6 (2005)
4. Michael Floyd, So.	5 (2009)
Golden Tate, So.	5 (2008)
Jeff Samardzija, Jr.	5 (2005)
7. Michael Floyd, Fr.	4 (2008)
Jeff Samardzija, Sr.	4 (2006)
Tom Gatewood, So.	4 (1969)

Games with 100 Yards - Career

1. Golden Tate	15 (2007-09)
2. Tom Gatewood	13 (1969-71)
3. Michael Floyd	12 (2008-)
4. Derrick Mayes	9 (1992-95)
Jeff Samardzija	9 (2003-06)
6. Maurice Stovall	7 (2002-05)
7. Jim Seymour	6 (1966-68)
Tim Brown	6 (1984-87)

► Floyd recorded nine receptions for 157 yards and three touchdowns in the victory over Western Michigan.

► Floyd recorded three touchdown receptions for the second time in his career. He had three touchdown catches against Nevada on Sept. 5, 2009. Floyd has caught two or more touchdown passes in three games this season and six times in his career. He is the third Notre Dame wideout to have three or more touchdown receptions in multiple games (Maurice Stovall, 2005; Golden Tate, 2009).

Touchdown Receptions - Game

1.	Maurice Stovall	4	vs. BYU, Oct. 22, 2005
2.	Michael Floyd	3	vs. W. Michigan, Oct. 16, 2010
	Michael Floyd	3	vs. Nevada, Sept. 5, 2009
	Golden Tate	3	at Stanford, Nov. 28, 2009
	Golden Tate	3	vs. Hawai'i, Dec. 24, 2008
	Eddie Anderson	3	at Northwestern, Nov. 20, 1920
	Bill Barrett	3	vs. North Carolina, Nov. 12, 1949
	Jim Mutscheller	3	vs. Michigan St., Oct. 28, 1950
	Jim Kelly	3	vs. Pittsburgh, Nov. 10, 1962
	Jim Seymour	3	vs. Purdue, Sept. 24, 1966
	Tom Gateway	3	vs. Purdue, Sept. 26, 1970
	Jeff Samardzija	3	vs. Michigan St., Sept. 17, 2005
	Maurice Stovall	3	vs. Navy, Nov. 12, 2005

► Floyd hooked up with freshman QB **Tommy Rees** on a 10-yard touchdown reception with 6:13 to go in the first quarter to cut the Tulsa lead to 7-6. He then hauled in a four-yard touchdown pass from Rees with 8:10 to go in the second quarter to give the Irish a 20-12 lead.

► Floyd hauled in an 80-yard touchdown reception on Notre Dame's first offensive play from scrimmage against Western Michigan. He was the first player in school history to register a touchdown catch of at least 80 yards more than once in his career. Floyd also had an 88-yard scoring catch on Sept. 5, 2009 against Nevada. He has actually recorded three touchdown catches of at least 70 yards. Floyd also registered a 70-yard touchdown reception in that game against the Wolf Pack.

► Floyd hooked up with junior QB **Dayne Crist** on a one-yard touchdown reception with 2:36 to go in the first quarter to give the Irish a 7-3 lead against Pittsburgh.

► Floyd has now recorded a reception in 15 straight games (excluding games he missed due to injury). Floyd has a reception in 24 of the 25 games he has suited up for the Irish. The only game he failed to make a reception came against Navy in 2008 when he was injured early in the first quarter while blocking down field.

► Floyd finished the game against Stanford with eight catches for 110 yards.

► Floyd has registered a touchdown pass against Michigan State in each of the last three years. He registered a 24-yard touchdown reception with 13:20 to go in the fourth quarter to give the Irish a 28-21 lead. He hauled in a seven-yard touchdown reception from Crist with 5:28 left in first quarter to give Irish a 7-0 lead.

► Floyd had five catches for 66 yards in the loss to Michigan.

► Floyd had five receptions for 82 yards in the victory over Purdue.

► Had Floyd met the NCAA requirement of playing in 75 percent of the team's games in 2009 his 113.6 yards per game would have ranked sixth nationally. Floyd and Golden Tate would have been the only receiving tandem to rank top 10 nationally in that statistic. His 18.1 yards per catch would have also earned him 12th place on the NCAA season leader list as well.

► Floyd led all FBS wideouts in the nation with a 29.09 yards per catch average and was tied for the nation's lead in receiving touchdowns with four (among NCAA qualifying receivers) before suffering a broken collarbone in the second quarter of Notre Dame's 33-30 victory over Michigan State in 2009.

► Floyd recorded four catches for 189 yards and three touchdowns in the 35-0 rout of Nevada in last season's opener. He averaged 47.3 yards per reception, which broke the previous school record of 41.6 yards per catch by Jim Morse against USC on Nov. 26, 1955.

Yards per Reception - Game (min. 4 rec.)

1.	Michael Floyd	47.3 (4 for 189)	vs. Nevada, Sept. 5, 2009
2.	Jim Morse	41.6 (5 for 208)	at USC, Nov. 26, 1955
3.	Golden Tate	31.8 (4 for 127)	vs. Michigan, Sept. 13, 2008
4.	John Carlson	30.3 (4 for 121)	at Michigan State, Sept. 23, 2006
	Rhema McKnight	30.3 (4 for 121)	at Boston College, Oct. 25, 2003

► Floyd set a career-high for longest reception when he raced 88 yards for a touchdown with 10:12 left in the third quarter against Nevada in 2009. The 88-yard reception is the fourth-longest in Notre Dame football history and was the longest since Nov. 7, 1981, when Blair Kiel found Joe Howard for a school-record 96 yards.

Receiving Yards - Game

1.	Jim Seymour	276	vs. Purdue, Sept. 24, 1966
2.	Golden Tate	244	vs. Washington, Oct. 3, 2009
3.	Jack Snow	217	at Wisconsin, Sept. 26, 1964
4.	Bobby Brown	208	at Pittsburgh, Nov. 13, 1999
	Jim Morse	208	at USC, Nov. 26, 1955
6.	Maurice Stovall	207	vs. BYU, Oct. 22, 2005
7.	Golden Tate	201	at Stanford, Nov. 28, 2009
8.	Tom Gateway	192	vs. Purdue, Sept. 26, 1970
9.	Jeff Samardzija	191	at Stanford, Nov. 26, 2005
10.	Michael Floyd	189	vs. Nevada, Sept. 5, 2009

Longest Reception in ND History

1.	Joe Howard	96	vs. Georgia Tech, Nov. 7, 1981
2.	Kyle Rudolph	95	vs. Michigan, Sept. 11, 2010
3.	Nick Eddy	91	at Pittsburgh, Nov. 7, 1964
4.	Michael Floyd	88	vs. Nevada, Sept. 5, 2009
5.	Tim Brown	84	vs. SMU, Nov. 8, 1986
	Jim Seymour	84	vs. Purdue, Sept. 24, 1966

► Floyd not only became the first Irish freshman to register a touchdown catch in a season opener (2008), but also became the first freshman to register Notre Dame's first points of a season by TD. Floyd had 48 receptions for 719 yards in 2009. He established new school records for receptions (48), receiving yards (719) and receiving touchdowns (seven) by an Irish freshman in 2008. He also set a freshman record with 10 receptions against Pittsburgh on Nov. 1, 2008.

► Floyd was the fourth different rookie in the last 20 years whose first career catch was a TD. The others were Raghib "Rocket" Ismail and Derek Brown in 1988 and Derrick Mayes in 1992 – mighty impressive company for Floyd to join.

CHECK OUT THAT SHINY KAMARA

► Senior WR **Duval Kamara** finished the 2007 season, his rookie campaign, with 32 receptions for 357 yards and four touchdowns. He set a pair of Notre Dame rookie receiving single-season records in 2007 (both were bested in 2008 by Michael Floyd). Kamara's 32 receptions were the most ever by an Irish freshman receiver at the time, breaking the previous mark of 28 held by eventual Heisman Trophy winner Tim Brown in 1984. His four receiving touchdowns were also the most ever by a Notre Dame freshman at the time.

► Kamara entered 2010 with 75 career catches for 892 yards and six touchdowns, but the wideout slipped down the depth chart and managed only seven catches over Notre Dame's first nine games this season. However, following injuries to sophomore WR **Theo Riddick** and freshman WR **TJ Jones**, Kamara found himself back in the starting lineup and responded on Senior Day against No. 15 Utah.

► Kamara grabbed a 26-yard touchdown pass to give Notre Dame a 21-3 lead over the Utes with 14:47 left in the third quarter. He then added a 12-yard touchdown pass to give the Irish a 28-3 lead with 9:09 to go in the third quarter. The touchdown catch was his second of the game, second of the season and eighth of his career.

► The touchdown receptions were the first for Kamara since Oct. 31, 2009, against Washington State.

► The two-touchdown game was the second multi-TD game of his career. Kamara had a pair of touchdown catches against Navy on Nov. 3, 2007.

► Kamara added another touchdown catch, his third of the season, to give the Irish a 13-3 lead with 0:07 left in the second quarter against USC.

► Kamara has posted 11 receptions for 112 yards and recorded three touchdown catches on the year. He has registered two receptions this season of 20 yards or more and seven of his 11 receptions have resulted in a touchdown or first down.

IT'S NOT A TOMA

► Sophomore WR **Robby Toma** saw action in only three games as a freshman in 2009. The wideout registered three receptions for 21 yards. Toma only saw action in two of Notre Dame's first six games this season, but following the injuries to sophomore WR **Theo Riddick** and freshman WR **TJ Jones**, Toma has responded with 14 catches over the last six games, including four grabs for 62 yards in the victory over Army on Nov. 20.

► Toma has totaled 14 receptions for 187 yards on the year, including a season-high grab of 26 yards. He has registered four plays this season of 20 yards or more, all on receptions. Ten of his 14 receptions have resulted in a touchdown or first down and two of four receptions on third down plays have resulted in a touchdown or first down.

TYLER'S EIFERT HAS NOT GONE UNNOTICED

► Sophomore TE **Tyler Eifert** played in the 2009 season opener as a freshman, but missed the remainder of the year after suffering a back injury. He practiced this past spring without limitations, but entered the 2010 campaign behind junior All-American and John Mackey Award candidate **Kyle Rudolph**.

► Eifert played somewhat sparingly in each of the first four games this season (totaled one reception for 17 yards against Michigan) and then missed back-to-back games against Boston College and Pittsburgh.

► Eifert was forced into the starting lineup following Rudolph's season-ending injury. He has since started six consecutive games and made an immediate impact for the Irish.

Receiving Last Six Games	No.	Yards	Avg	TD	Long	Avg/G
vs. Western Michigan	4	72	18.0	1	39	72.0
vs. Navy	4	42	10.5	0	23	42.0
vs. Tulsa	5	61	12.2	0	21	61.0
vs. Utah	2	15	7.5	0	14	15.0
vs. Army	4	78	19.5	1	35	78.0
at USC	3	36	12.0	0	22	36.0
Totals	22	304	13.8	2	39	50.7

► Eifert's top game of his career came in the defeat of Army. He recorded four catches for a career-best 78 yards and one touchdown. He hauled in a 31-yard touchdown pass from freshman QB **Tommy Rees** to give the Irish a 17-3 lead with 8:01 remaining before halftime. The touchdown reception was his second of the season and career. Eifert also had a 35-yard grab to setup senior RB **Robert Hughes'** one-yard touchdown plunge that gave the Irish a 10-3 advantage.

► Eifert earned the John Mackey Tight End of the Week Award for his effort against Army.

► Eifert has registered six receptions this season of 20 yards or more and 14 of his 23 catches have resulted in a touchdown or first down. In fact, five of seven receptions on third down plays have resulted in a touchdown or first down.

TJ JONES MAKING AN IMMEDIATE IMPACT

► Freshman WR **TJ Jones** was the first Irish freshman wideout in school history to catch touchdown passes in each of his first two career games.

► Jones connected with junior QB **Dayne Crist** on a 16-yard touchdown pass with 6:07 left in the second quarter to bring Notre Dame within a field goal, 14-10, against Navy. The TD reception was Jones' third of his career. He finished with a career-best five receptions.

► Jones hooked up with junior QB **Dayne Crist** for 37 yards to help set up a Notre Dame field goal in the second quarter against Pittsburgh. The 37-yard grab was the second longest of Jones' brief career. He had a 53-yard touchdown catch against Michigan on Sept. 11.

► Jones hauled in a 53-yard touchdown pass from Crist with 12:42 to go in the third quarter against Michigan to bring the Irish with seven points, 21-14. He recorded a five-yard touchdown reception with 10:20 left in the third quarter against Purdue to give Notre Dame a 20-3 lead.

► Jones had already become the second freshman wideout in Notre Dame history to register a touchdown in the Irish season opener.

► Jones, who has been less than 100-percent since missing the Utah game with an injury, has recorded 22 receptions for 287 yards and three touchdowns this season. He has registered four catches this season of 20 yards or more, 13 of his 22 receptions have resulted in a touchdown or first down and three of five catches on third down plays have resulted in a touchdown or first down.

CHRIS STEWART MAN OF THE LAW

► Senior OG **Chris Stewart** has gone through the rarest of double duties this fall by playing college football while also undertaking the rigors of life as a law school student. He is believed to be the first football player in Irish history to suit-up for games on Saturday and attend graduate law classes during the week. According to a survey of FBS sports information directors, Stewart, who graduated cum laude in December '09 with a degree in history and two internships in immigration and labor law, is one of two FBS football players enrolled in law school this fall (Michael Cklamovski, PK, Northern Illinois).

► Stewart is enrolled in Contracts, Criminal Law, Legal Research and Legal Writing I.

► Stewart, along with senior PK **David Ruffer** and senior DB **Barry Gallup**, were named ESPN/CoSIDA Academic All-District Team for District 5 in 2010.

► Stewart was selected a 2010 National Scholar-Athlete by the National Football Foundation. As a National Scholar-Athlete, Stewart received an \$18,000 postgraduate scholarship and was one of 16 finalists for the 21st William V. Campbell Trophy, endowed by HealthSouth, which recognizes an individual as the absolute best scholar-athlete in the nation and often referred to as "The Academic Heisman." Renamed last fall in honor of Bill Campbell, the chairman of Intuit, former player and head coach at Columbia University and the 2004 recipient of the National Football Foundation's Gold Medal, the award

comes with a 25-pound bronze trophy and a \$25,000 post-graduate scholarship. A total distribution of \$300,000 in scholarships was awarded that evening

► Stewart became the 16th Irish football player to receive the scholarship and second in the past four years. Only Nebraska (20) and Ohio State (19) have had more players selected since the program began in 1959.

► A 2009 and 2010 *ESPN The Magazine* First Team Academic All-District selection, Stewart finished his undergraduate studies in history in only three and a half years. He was a member of the History Honors Program and was inducted into the Phi Alpha Theta honor fraternity.

► Stewart has started more career games (34) than any other Irish player on the current roster. He also carries a 26-game starting streak into this weekend's contest with USC. Stewart helped the Irish finish last season as the eighth-best offense in the country, averaging 451.8 yards per game, and is helping the Notre Dame passing attack outgain opponents 288.6-228.6 yards per game this season.

► Stewart journeyed to Haiti during his 2009 spring break to help with the relief efforts following the deadliest earthquake in the nation's history. He volunteered all last summer at the South Bend Youth Center and has participated in a fine arts initiative for area children. Stewart has also visited local children's hospitals and raised funds for the St. Baldrick's Foundation.

ARMANDO ALLEN JR., JACK OF ALL TRADES

► Notre Dame senior RB **Armando Allen Jr.** has been one of the most versatile running backs in Irish history, but will miss the rest of the season following surgery to repair torn cartilage in both hip flexors. Allen Jr. not only rushed for 2,144 yards in his career, but hauled in 119 receptions for 833 yards, added 1,247 yards on kickoff returns and another 113 yards on punt returns. In all, Allen Jr. totaled 4,337 all-purpose yards in his career.

► At the time of his season-ending injury, Allen Jr. ranked in the top 20 among all active players in all-purpose running plays (12th, 651), all-purpose running yards per play (17th, 6.66) and all-purpose running yards (19th, 4,337). He was also tied for 19th in two-point conversions made with two.

► Allen Jr. moved past Raghieb Ismail (4,187; 1988-90) into fifth-place on the all-time Notre Dame all-purpose yards list following a six-yard run early in the first quarter against Pittsburgh. He only trails Julius Jones (5,462; 1999-2003), Autry Denson (5,327; 1995-98), Allen Pinkett (5,259; 1982-85) and Tim Brown (5,024; 1984-87).

Most Career All-Purpose Yards

	Total	Rush	Rec.	PR	KR	Years
1. Julius Jones	5462	3108	250	426	1678	1999-2003
2. Autry Denson	5327	4318	432	273	304	1995-98
3. Allen Pinkett	5259	4131	774	-	354	1982-85
4. Tim Brown	5024	442	2493	476	1613	1984-87
5. Armando Allen Jr.	4337	2144	833	113	1247	2007-
6. Raghieb Ismail	4187	1015	1565	336	1271	1988-90
7. Golden Tate	4130	227	2707	287	909	2007-09
8. Darius Walker	4065	3249	816	-	-	2004-06
9. Vagas Ferguson	3838	3742	366	-	-	1976-79
10. Johnny Lattner	3116	1724	581	307	376	1951-53

► Allen Jr. rushed for a team-high 66 yards on 11 carries in the loss to Navy (which likely turned out to be his final game in an Irish uniform). He not only averaged 6.0 yards per rush, but also added two receptions for 24 yards. Allen moved into fourth on the all-time receiving yards list by an Irish running back. He trails Jim Morse (902, 1954-56), Bob Gladieux (947, 1966-68) and Joseph Heap (1,137, 1951-54).

Receiving Yards - Career (Running Back)

1. Joseph Heap	1137 (1951-54)
2. Bob Gladieux	947 (1966-68)
3. Jim Morse	902 (1954-56)
4. Darius Walker	816 (2004-06)
5. Armando Allen Jr.	809 (2007-)
6. Allen Pinkett	774 (1982-85)
7. Nick Eddy	708 (1964-66)
8. Bob Scarpitto	616 (1958-60)
9. John Lattner	613 (1951-53)
10. Mark Green	611 (1985-88)

► Allen Jr. led the Irish in rushing in each of their first six games, but failed to do so against Western Michigan (an injury limited him to no yards rushing on three carries). He did lead Notre Dame in rushing against Navy.

► Allen Jr. now ranks tied for 10th all-time in Notre Dame history in career carries (469). He needed just 131 yards rushing to move into the top 10 all-time at Notre Dame in career rushing.

Attempts - Career

1.	Allen Pinkett	889 (1982-85)
2.	Autry Denson	854 (1995-98)
3.	Darius Walker	693 (2004-06)
4.	Vagas Ferguson	673 (1976-79)
5.	Julius Jones	634 (1999-01, '03)
6.	Jerome Heavens	590 (1975-78)
7.	Ryan Grant	560 (2001-04)
8.	Phil Carter	557 (1979-82)
9.	Neil Worden	476 (1951-53)
10.	Armando Allen Jr.	469 (2007-)

Yards - Career

1.	Autry Denson, 1995-98	854	5.1	4318
2.	Allen Pinkett, 1982-85	889	4.6	4131
3.	Vagas Ferguson, 1976-79	673	5.2	3472
4.	Darius Walker, 2004-06	693	4.7	3249
5.	Julius Jones, 1999-01, '03	634	4.8	3018
6.	Jerome Heavens, 1975-78	590	4.5	2682
7.	Phil Carter, 1979-82	557	4.3	2409
8.	George Gipp, 1917-20	369	6.3	2341
9.	Randy Kinder, 1993-96	404	5.7	2295
10.	Tony Brooks, 1987-91	423	5.4	2274
--	Armando Allen Jr., 2007-	469	4.6	2144

▶ Allen Jr. registered a career-long 30-yard run on Notre Dame's opening touchdown drive against Boston College.

▶ Allen Jr. registered a six-yard rush before fumbling, but the yards moved him past Golden Tate (2007-09) on the all-time Notre Dame all-purpose yards list.

▶ Allen Jr. scored from two yards out to give Notre Dame a 31-13 lead with 4:39 remaining in the third quarter. The touchdown rush was Allen's second of the season and eighth of his career.

▶ Allen Jr. totaled 141 all-purpose yards against Michigan State. He rushed 13 times for 71 yards (5.5/ carry) and collected six catches for 70 yards. Allen became the eighth player in the history of Notre Dame football to eclipse 4,000 career all-purpose yards.

▶ With his sixth reception against Michigan State, Allen moved into first place all-time on the Irish receptions list for running backs with 110 career catches. He bested the previous school record of 109 held by Darius Walker (2004-06). Allen's 18-yard reception in the first quarter was also his longest of the season.

▶ Allen Jr. recorded a then career-best 29-yard run in the third quarter against Michigan. It bested his previous career-long rush of 26 yards against Connecticut on Nov. 21, 2009.

▶ Allen Jr. rushed for a team-high 89 yards on 15 carries in the loss to Michigan. He added a nine-yard reception and nine-yard punt return.

▶ Allen Jr. rushed for a game-high 93 yards on 18 carries in the victory over Purdue. He also added a career-best 38-yard punt return.

▶ Allen Jr. did not participate in enough games in 2009 to qualify (missed the Purdue, Washington State, Navy and Stanford games due to an ankle injury), but would have ranked among the top FBS running backs in the nation in rushing yards per game (87.1, 41st) and yards per rush (4.91, t-66th). He would have also ranked 70th in the nation in all-purpose yards per game (114.1).

▶ Allen Jr. became the second running back in Notre Dame history to eclipse 100 career receptions. His 117 career receptions rank atop the all-time list for Notre Dame running backs. He eclipsed Darius Walker's (109, 2004-06) previous school record. Allen Jr. also ranks tied for fifth all-time in career receiving yards by an Irish running back.

Receptions - Career (Running Back)

1.	Armando Allen Jr.	119 (2007-)
2.	Darius Walker	109 (2004-06)
3.	Allen Pinkett	73 (1982-85)
4.	Bob Gladieux	72 (1966-68)
5.	Joseph Heap	71 (1951-54)
6.	Mark Green	61 (1985-88)
7.	Autry Denson	53 (1995-98)
8.	Jim Morse	52 (1954-56)
9.	Marc Edwards	46 (1993-96)
10.	Nick Eddy	44 (1964-66)

Receptions - Season (Running Back)

1.	Darius Walker	56 (2006)
2.	Armando Allen Jr.	50 (2008)
3.	Darius Walker	43 (2005)
4.	Bob Gladieux	37 (1968)
5.	Autry Denson	30 (1997)
6.	Joseph Heap	29 (1952)
7.	Armando Allen Jr.	28 (2009)
	Allen Pinkett	28 (1983)
9.	Marc Edwards	25 (1995)
	Mark Green	25 (1986)

CRIST ESTABLISHED HIMSELF DESPITE LIMITED ACTION

▶ Junior QB **Dayne Crist** has made only nine career starts, all this season, and he entered the year following reconstructive knee surgery. Unfortunately, Crist was lost for the season after rupturing his patella tendon against Tulsa on Oct. 30. The injury occurred exactly one-day shy of the one-year anniversary of his torn ACL. Crist underwent surgery on Oct. 31 and may miss six months.

▶ The signal caller completed 59.2% of his passes (174 of 294) for 2,033 yards and 15 touchdowns. Crist registered a passing efficiency of 129.3. He was ranked among the top 30 FBS quarterbacks in total passing yards (14th, 2,033), passing (22nd, 21.75 completions/game) and passing yards per game (27th, 254.13/game) prior to the injury.

▶ Here was a comparison between Crist and the more notable quarterbacks in Notre Dame history over their first eight career starts.

	Dayne Crist	Jimmy Clausen	Brady Quinn
Completion Percentage	59.6 (174 of 292)	55.6 (115 of 207)	47.6 (129 of 271)
Passing Yards	2033	1024	1493
Passing Touchdowns	15	7	7
Interceptions	7	5	12
Passing Efficiency	130.23	103.44	93.55

	Ron Powulus	Joe Montana	Joe Theismann
Completion Percentage	52.5 (84 of 160)	43.4 (59 of 136)	57.9 (88 of 152)
Passing Yards	1304	879	1241
Passing Touchdowns	15	4	10
Interceptions	7	11	13
Passing Efficiency	143.15	91.20	131.08

▶ Here is another comparison between Crist and the same quarterbacks in their first career start on the road.

	Dayne Crist	Jimmy Clausen	Brady Quinn
Completion Percentage	58.2	53.1	33.3
Passing Yards	369	144	161
Passing Touchdowns	4	0	2
Interceptions	1	1	4
Passing Efficiency	134.90	84.68	83.47

	Ron Powulus	Joe Montana	Joe Theismann
Completion Percentage	33.3	42.9	62.5
Passing Yards	161	172	152
Passing Touchdowns	2	0	0
Interceptions	4	0	3
Passing Efficiency	73.75	111.66	104.80

▶ Only one quarterback in the FBS (Brandon Weeden of Oklahoma State) was ranked ahead of Crist in total passing yards that had started fewer career games prior to his season-ending injury against Tulsa. Weeden had thrown for 2,249 yards and started seven career games.

▶ There were only four quarterbacks (Weeden, Corey Robinson of Troy, Alex Carder of Western Michigan and Dan Persa of Northwestern) in the FBS that were ranked ahead of Crist in passing yards per game that had started fewer contests prior to his season-ending injury against Tulsa.

▶ There were only five quarterbacks (Carder, Weeden, Robinson, Persa and Matt Schilz of Bowling Green) in the FBS that were ranked ahead of Crist in passing that had started fewer games prior to his season-ending injury against Tulsa.

- ▶ There were only nine quarterbacks in the FBS ranked ahead of Crist in passing efficiency that had started fewer games than the Notre Dame junior (Robinson, Persa, Weeden, Carder, Tino Sunseri of Pittsburgh, Darron Thomas of Oregon, Geno Smith of West Virginia, Taylor Martinez of Nebraska and Ryan Katz of Oregon State) prior to his season-ending injury against Tulsa.
- ▶ Crist had thrown a touchdown pass in all eight of Notre Dame's games this season and each of his last nine games in an Irish uniform (which includes the 2009 game against Washington State) before his season-ending injury against Tulsa (Crist played just one series). He had registered at least two touchdown passes in four of Notre Dame's first eight games this season. Crist had also thrown three or more touchdown passes in two games this season.
- ▶ Crist connected with junior WR **Michael Floyd** on an 80-yard touchdown reception on Notre Dame's first offensive play from scrimmage against Western Michigan. The 80-yard touchdown pass was the second-longest of Crist's career. He hooked up with junior TE **Kyle Rudolph** for 95 yards against Michigan earlier this season.
- ▶ Crist scampered in from nine yards out for a touchdown with 9:16 remaining in the second quarter to give the Irish a 20-7 lead against Western Michigan. The touchdown run was Crist's fourth of the season and career. In fact, the four touchdown runs are the most by an Irish quarterback in a single season since Jarious Jackson had seven in 1999.
- ▶ Crist hooked up with sophomore TE **Tyler Eifert** on a 39-yard touchdown pass with 2:19 remaining before halftime to extend Notre Dame's lead to 27-10 over the Broncos. He then spotted Floyd for a two-yard touchdown pass with 6:34 remaining in the third quarter to extend Notre Dame's lead to 41-17.
- ▶ Crist connected with Floyd on a one-yard touchdown reception with 2:36 to go in the first quarter to give the Irish a 7-3 lead against Pittsburgh. He scampered 10 yards with 8:25 remaining in the first half to give Notre Dame a 14-3 lead.
- ▶ Crist recorded a career-best 12 consecutive completions against the Panthers. The 12 straight completions was tied for the third-longest in school history. It was the longest streak by a Notre Dame quarterback since Brady Quinn connected on 14 straight passes against Ohio State in the Fiesta Bowl on Jan. 2, 2006.

Consecutive Completions - Game

1. Ron Powlus vs. Michigan State, Sept. 20, 1997	14
Brady Quinn vs. Ohio St., (Fiesta Bowl), Jan. 2, 2006	14
3. Dayne Crist vs. Pittsburgh, Oct. 9, 2010	12
Jarious Jackson vs. Navy, Nov. 14, 1998	12
Brady Quinn vs. BYU, Oct. 22, 2005	12
6. Jimmy Clausen vs. Washington State, Oct. 31, 2009	11
Brady Quinn at Pittsburgh, Sept. 3, 2005	11
Brady Quinn at Purdue, Oct. 1, 2005	11

- ▶ Crist raced seven yards for a rushing touchdown to give the Irish a 7-0 lead with 13:12 remaining in the first quarter against Boston College. He added a two-yard touchdown pass to Rudolph with 6:26 remaining in the first quarter to push the Irish lead to 14-0 over the Eagles. Crist connected with sophomore WR **Theo Riddick** for a 20-yard touchdown pass with 2:19 remaining in the first quarter to give Notre Dame a 21-0 lead.
- ▶ Crist accounted for three touchdowns in the 31-13 victory over Boston College. He rushed for one score and threw two more.
- ▶ Crist surpassed the 300-yard passing barrier in consecutive weeks against Michigan State and Stanford. He completed for 25 of 44 passes for 304 yards and one touchdown against the Cardinal.
- ▶ Crist set career-highs in completions (32), attempts (55), passing yards (369) and touchdown passes (four) against Michigan State. No Irish quarterback has ever thrown for more touchdown passes in his first career start on the road. Crist's 32 completions, 55 attempts and four touchdown passes rank tied for fourth, fifth and sixth, respectively, in Notre Dame single-game history.
- ▶ Crist registered a 24-yard touchdown pass to Floyd with 13:20 to go in the fourth quarter to give the Irish a 28-21 lead over Michigan State. The touchdown pass was Crist's fourth of the game.
- ▶ Crist eclipsed 300 yards passing for the first time in his career against the Spartans. He went 12 for 14 for 149 yards and two touchdowns in the third quarter alone. Crist registered a 15-yard touchdown pass to Riddick with 1:29 to go in the third quarter to tie the score, 21-21. He was 7 of 8 for 75 yards on the scoring drive.
- ▶ Crist connected on a 10-yard TD pass to Rudolph with 12:25 to go in the third quarter to tie the score, 14-14. He was 5 for 6 for 74 yards and a touchdown on the opening scoring drive of the first half. Crist connected on a seven-yard TD pass to Floyd with 5:28 left in the first quarter to give Notre Dame a 7-0 lead. He completed 11 of 18 passes for 116 yards and one touchdown in the opening 15 minutes.
- ▶ Crist hooked up with freshman WR **TJ Jones** for 53 yards with 12:42 to go in the third quarter against Michigan to bring the Irish with seven points, 21-14.

- ▶ The 53-yard completion was the longest of the season for Notre Dame until Rudolph's 95-yard grab late in the fourth quarter.
- ▶ Crist served as the quarterback for nine of Notre Dame's 17 possessions in the game against Michigan. The Irish offense totaled 363 of their 535 yards in those series. Notre Dame also scored all 24 points of the contest in those series and averaged 8.9 yards per play compared to zero points and 4.8 yards per play in other eight series without Crist.
- ▶ Crist passed for 277 yards with two touchdowns and one interception in slightly more than one half of football against the Wolverines.

CHRONICLES OF RIDDICK

- ▶ Sophomore WR **Theo Riddick**, who missed four games during the regular season, but returned to the lineup at USC, started out his Irish career as a running back. He rushed for 160 yards on 29 attempts as a rookie in 2009, but first-year head coach Brian Kelly liked the idea of moving Riddick to the slot in his spread offense. Riddick was somewhat slow in his progression at wideout over Notre Dame's first two games of 2010. He managed just four grabs for 52 yards vs. Purdue and Michigan, but the wide receiver found his form over a four-game stretch against Michigan State, Stanford, Boston College and Pittsburgh. Riddick totaled 33 receptions for 343 yards and three touchdowns (all team-highs over the four-game stretch). He managed just one catch against Western Michigan before he was sidelined by an injury.
- ▶ Riddick hauled in a 20-yard touchdown pass from junior QB **Dayne Crist** with 2:19 remaining in the first quarter to give the Irish a 21-0 lead over Boston College. The touchdown reception was Riddick's third of the season and career. Riddick registered a touchdown catch in three consecutive weeks (Michigan State, Stanford and Boston College).
- ▶ Riddick entered the Michigan State game with four receptions for 52 yards, but finished the contest with a career-high 10 catches for 128 yards and one touchdown. He registered his first career 100-yard receiving game. Riddick posted two grabs for 42 yards on Notre Dame's opening scoring drive of the second half (an 18- and 24-yard grab). He hauled in a 15-yard touchdown pass from Crist with 1:29 to go in the third quarter to tie the score, 21-21.
- ▶ Riddick's 10 receptions against Michigan State are tied for the ninth-most in single-game school history. In fact, his output is tied for the third-most ever by an Irish sophomore wideout. Notre Dame junior WR **Michael Floyd** also hauled in 10 catches against Navy on Nov. 7, 2009. Jim Seymour, who was a first-year player, but a sophomore eligibility wise, has the two highest outputs. He had games with 13 and 11 catches in 1966.

Receptions - Game

1. Maurice Stovall	14	vs. BYU, Oct. 22, 2005
2. Jim Seymour	13	vs. Purdue, Sept. 24, 1966
3. Tom Gatewood	12	vs. Purdue, Sept. 26, 1970
Bobby Brown	12	at Pittsburgh, Nov. 13, 1999
5. Michael Floyd	11	at USC, Nov. 27, 2010
Michael Floyd	11	vs. Tulsa, Oct. 30, 2010
Golden Tate	11	vs. Boston College, Oct. 24, 2009
Jim Seymour	11	at USC, Nov. 26, 1966
Jim Kelly	11	vs. Pittsburgh, Nov. 10, 1962
10. Theo Riddick	10	at Michigan State, Sept. 18, 2010
Golden Tate	10	at Stanford, Nov. 28, 2009
Michael Floyd	10	vs. Navy, Nov. 7, 2009
Michael Floyd	10	vs. Pittsburgh, Nov. 1, 2008
Arnaz Battle	10	vs. Pittsburgh, Oct. 12, 2002
Arnaz Battle	10	vs. NC State, Jan. 1, 2003
Tom Gatewood	10	at USC, Nov. 28, 1970
Tom Gatewood	10	vs. Michigan State, Oct. 4, 1969
Jim Seymour	10	at Michigan State, Oct. 26, 1968
Rhema McKnight	10	vs. Purdue, Sept. 30, 2006

Receptions - Game (Sophomores)

1. Jim Seymour	13	vs. Purdue, Sept. 24, 1966
2. Jim Seymour	11	at USC, Nov. 26, 1966
3. Theo Riddick	10	at Michigan State, Sept. 18, 2010
Michael Floyd	10	vs. Navy, Nov. 7, 2009

RETURN OF THE MACK (EY) AWARD SEMIFINALIST

- ▶ Junior TE **Kyle Rudolph's** return for the 2010 season made him the only member of the eight announced semifinalist's for the 2009 Mackey Award to come back for another year. Rudolph was named John Mackey Tight End of the Week on Sept. 15 following his record-setting performance against Michigan, but was also named a semifinalist for the award despite being lost for the year with an injury. Rudolph underwent surgery on a torn hamstring on Oct. 15.

► Rudolph was on pace to break Ken MacAfee's single-season school record for receptions by a tight end. Rudolph had 28 catches over Notre Dame's first six games in 2010 and was on pace for 56. MacAfee recorded 54 receptions in 1977. Rudolph also had 328 yards receiving through the halfway point of the season. He was on pace for 656 yards receiving, which would have been the second-most in school history for a tight end.

► Rudolph became the fourth Irish tight end to ever eclipse the 1,000-yard receiving barrier following a nine-yard catch in the first quarter against Pittsburgh.

Receiving Yards - Career (Tight End)

1.	Ken MacAfee	1759 (1974-77)
2.	Anthony Fasano	1102 (2003-05)
3.	John Carlson	1093 (2004-07)
4.	Kyle Rudolph	1032 (2008-)
5.	Dean Masztak	924 (1978-81)
6.	*Tony Hunter	904 (1979-82)
7.	Derek Brown	899 (1988-91)
8.	Mark Bavaro	771 (1981-84)

Receptions - Season (Tight End)

1.	Ken MacAfee	54 (1977)
2.	John Carlson	47 (2006)
	Anthony Fasano	47 (2005)
4.	Tony Hunter	42 (1982)
5.	John Carlson	40 (2007)
6.	Ken MacAfee	34 (1976)
7.	Kyle Rudolph	33 (2009)
8.	Mark Bavaro	32 (1984)
9.	Kyle Rudolph	29 (2008)
10.	Kyle Rudolph	28 (2010)
	Tony Hunter	28 (1981)

Receptions - Career (Tight End)

1.	Ken MacAfee	128 (1974-77)
2.	John Carlson	100 (2004-07)
3.	Anthony Fasano	92 (2003-05)
4.	Kyle Rudolph	90 (2008-)
5.	*Tony Hunter	70 (1979-82)
6.	Derek Brown	62 (1988-91)
	Dean Masztak	62 (1978-81)
8.	Mark Bavaro	55 (1981-84)

*played TE only in 1981-82

► Rudolph ranked among the top five tight ends in the FBS in overall receptions, receiving yards, yards per reception, receiving yards per game and receptions per game before being sidelined for the rest of the 2010 season.

FBS TE Reception Leaders

1.	Michael Egnew, Missouri	39
2.	Kyle Rudolph, Notre Dame	28
3.	Zack Pianalto, North Carolina	27
4.	Lance Kendricks, Wisconsin	25
	Colin Franklin, Iowa State	25

FBS TE Receiving Yards Leaders

1.	Lance Kendricks, Wisconsin	391
2.	Michael Egnew, Missouri	350
3.	Kyle Rudolph, Notre Dame	328
4.	Rob Housler, Florida Atlantic	294
5.	Colin Franklin, Iowa State	279

FBS TE Yards/Reception Leaders

1.	Lance Kendricks, Wisconsin	15.64
2.	Rob Housler, Florida Atlantic	13.36
3.	D.J. Williams, Arkansas	11.77
4.	Kyle Rudolph, Notre Dame	11.71
5.	Colin Franklin, Iowa State	11.16

FBS TE Receiving Yards/Game Leaders

1.	Michael Egnew, Missouri	70.0
2.	Lance Kendrick, Wisconsin	65.2
3.	Rob Housler, Florida Atlantic	58.8
4.	Kyle Rudolph, Notre Dame	54.7
5.	D.J. Williams, Arkansas	51.8

FBS TE Reception/Game Leaders

1.	Michael Egnew, Missouri	7.8
2.	Zack Pianalto, North Carolina	5.4
3.	Kyle Rudolph, Notre Dame	4.7
4.	Rob Housler, Florida Atlantic	4.4
	D.J. Williams, Arkansas	4.4

Note: All of the stats listed above reflect the first six weeks of this season.

► Rudolph's 95-yard touchdown catch in the fourth quarter against Michigan was the second-longest reception in Notre Dame history. The school record pass play was a Blair Kiel to Joe Howard connection against Georgia Tech in 1981. It also was the longest by a Notre Dame tight end, breaking the previous mark of 78 by Mike Creaney versus Pitt in 1970.

► Rudolph equaled his career single-game high in receptions with eight and receiving yards with 164 against the Wolverines. He set a single-game school record for receiving yards by a tight end and fell one catch shy of the tight end record for catches in a game. Rudolph's total surpassed Anthony Fasano's previous mark of 155 yards in a 41-16 loss to Purdue in 2004. Ken MacAfee's nine catches (114 yards) in a 1977 victory at Purdue is still the Irish single-game record among tight ends.

Receiving Yards - Game (Tight End)

1.	Kyle Rudolph	164 (8)	vs. Michigan, Sept. 11, 2010
2.	Anthony Fasano	155 (8)	vs. Purdue, Oct. 2, 2004
3.	Ken MacAfee	130 (5)	vs. Navy, Oct. 29, 1977
4.	John Carlson	121 (4)	at Michigan State, Sept. 23, 2006
5.	Ken MacAfee	114 (9)	at Purdue, Sept. 24, 1977

NOTRE DAME SPECIAL TEAMS NOTES

DAVID RUFFER HAS PERFECT 20/20 VISION

► Senior walk-on PK **David Ruffer** has converted 20 consecutive field goals. The 20 straight field goals is the longest streak in school history, but even more amazing is the fact that the streak has opened Ruffer's collegiate kicking career. He is a perfect 20 of 20 on field goals since attempting his first career field goal against Pittsburgh last season.

► Ruffer, who accumulated a 3.90 GPA in economics, was named to the 2010 First Team ESPN Academic All-America® Football Team. He became the 31st different Irish football player (37th overall selection) to be voted a first-team Academic All-American and the first since John Carlson in 2006. Ruffer gives the Irish football program 55 academic All-American honorees in program history, which ranks second best in the nation. Notre Dame ranks second all-time with 218 Academic All-Americans since the program's inception in 1952. What's more, 92 Irish student-athletes have earned the Academic All-America distinction during the past 11-plus years (2000-present), tops among any school in the country.

► The 20 consecutive field goals to open a career is also a school record. Mike Johnston made the first 13 field goal attempts in his career (which was the school record for consecutive field goals until sophomore PK **Nick Tausch** broke in 2009) during the 1982 season.

► Ironically enough, Johnston was also a senior walk-on.

► Ruffer was named a finalist for the 2010 Lou Groza Collegiate Place-Kicker Award presented by the Discover Orange Bowl.

► Ruffer remains the only kicker in the FBS in 2010 still perfect in field goal attempts. He also is the only kicker in the FBS still perfect for his career and leads all active kickers in field goal percentage.

2010 FBS Leaders In Field Goal Percentage

Rank	Player	Yr.	FGA	FGM	Pct
1.	David Ruffer, Notre Dame	SR	15	15	1.000
	Chris Hazley, Virginia Tech	SR	20	21	.952
3.	Alex Henery, Nebraska	SR	18	19	.947
4.	Ross Krautman, Syracuse	FR	17	18	.944
5.	Dan Conroy, Michigan State	JR	14	15	.933
6.	Jimmy Newman, Wake Forest	SO	12	13	.923
7.	Nate Whitaker, Stanford	SR	17	19	.895
8.	Bryson Rose, Mississippi	SO	16	18	.889
9.	Grant Ressel, Missouri	JR	16	18	.889
10.	James Aho, New Mexico	JR	8	9	.889

FBS Active Career Leaders In Field Goal Percentage

Rank	Player	Yr.	FGA	FGM	Pct
1.	David Ruffer, Notre Dame	SR	20	20	1.000
2.	Grant Ressel, Missouri	JR	42	45	.933
3.	Matt Hogan, Houston	SO	26	29	.897
4.	Alex Henery, Nebraska	SR	68	76	.895
5.	Joe Phillips, Utah	SR	32	36	.889
6.	Will Snyderwine, Duke	JR	38	44	.864
7.	Justin Tucker, Texas	JR	23	27	.852
8.	Josh Jasper, LSU	SR	45	53	.849
9.	Matt Bosher, Miami (FL)	SR	44	52	.846
10.	Kai Forbath, UCLA	SR	85	101	.842



► Ruffer's 20 straight field goals is the longest active streak in the FBS. The NCAA record for consecutive field goals converted is 30 by Chuck Nelson of Washington in 1981-82. He also holds the NCAA record for consecutive field goals made in a single season (25, 1982).

Most Consecutive Field Goals – Career

1. David Ruffer (Pittsburgh 2009 – current)	20
2. Nick Tausch (Michigan 2009 – Washington State 2009)	14
3. Mike Johnston (Michigan 1982 – Oregon 1982)	13
4. John Carney (Navy 1984 – Michigan 1985)	10
5. Nicholas Setta (USC 2000 – USC 2001)	9
Nicholas Setta (Washington State 2003 – Purdue 2003)	9
D.J. Fitzpatrick (Navy 2003 – BYU 2004)	9

► Ruffer's 15 straight field goals in one season is also an Irish school record.

Most Consecutive Field Goals - Season

1. David Ruffer	15 (2010)
2. Nick Tausch	14 (2009)
3. Mike Johnston	13 (1982)

► Ruffer connected on a field goal in 11 straight games, each game in which he has served as the Irish place kicker (dating back to the Pittsburgh contest in 2009), before the streak came to an end against Tulsa. The 11 consecutive games with a field goal was the longest streak by a Notre Dame kicker since Nicholas Setta set the school record with a field goal in 16 straight games (2000-02).

Consecutive Games With Field Goal

1. Nicholas Setta	16 (2000-02)
2. David Ruffer	11 (2009-10)
John Carney	11 (1986)

► Ruffer's 15 field goals rank as the fifth-most in single-season school history.

Field Goals - Season

1. John Carney	21-28 (1986)
2. Mike Johnson	19-22 (1982)
3. Harry Oliver	18-23 (1980)
John Carney	18-22 (1985)
5. David Ruffer	15-15 (2010)
6. Nick Tausch	14-17 (2009)
Brandon Walker	14-24 (2008)
Nicholas Setta	14-25 (2002)
9. Mike Johnson	12-21 (1983)

► Ruffer's 50-yard field goal against Pittsburgh is tied for the sixth-longest in school history. It was the longest field goal by an Irish player since D.J. Fitzpatrick booted a 50-yarder against Syracuse on Dec. 6, 2003. Ruffer became the sixth place kicker in school history to connect on a field goal of 50 yards or longer.

Longest Field Goals in Notre Dame History

1. Dave Reeve (Pittsburgh, 1976)	53
2. Nicholas Setta (Maryland, 2002)	51
John Carney (SMU, 1984)	51
Harry Oliver (Michigan, 1980)	51
Dave Reeve (Michigan State, 1977)	51
6. David Ruffer (Pittsburgh, 2010)	50
D.J. Fitzpatrick (Syracuse, 2003)	50
Harry Oliver (Georgia, 1980)	50
Harry Oliver (Navy, 1980)	50

► Ruffer connected on a 47-yard field goal with 2:10 remaining in the first quarter against Army to tie the score, 3-3. He then connected on a 39-yard field goal with 5:23 remaining in the third quarter to push the Irish lead to 27-3.

► Ruffer connected on a 45-yard field goal with 3:04 remaining in the first quarter to cut the Navy lead to 7-3.

► Ruffer connected on a 33-yard field goal with 7:46 remaining in the fourth quarter to give the Irish a 44-17 lead over Western Michigan.

► Ruffer connected on a 32-yard field goal with 3:22 remaining in the first half to give the Irish a 17-3 lead. He drilled a career-long 50-yard field goal with 12:11 to go in the third quarter to give Notre Dame a 20-3 lead. Ruffer connected on a 31-yard field goal with 9:06 left in the game to extend the Irish lead to 23-10.

► Ruffer connected on a 37-yard field goal with 5:22 remaining in the first half to give the Irish a 24-13 lead over Boston College.

► Ruffer connected on all three field goal attempts in the victory over Purdue, including a career-long kick of 46 yards. He added a 24-yard field goal in the loss to Michigan.

► Ruffer converted a 22-yard field goal with 8:11 to go in the first quarter against Stanford to give the Irish a 3-0 lead. He added a 40-yard field with 13:22 remaining in the second quarter to cut the Cardinal lead to 10-6.

► Ruffer was true from 33 yards in overtime against Michigan State.

SPECIAL TEAM UNITS DELIVER AGAINST UTAH

► Notre Dame blocked its first punt of the 2010 season when junior CB **Robert Blanton** raced untouched and blocked Sean Sellwood's effort. Blanton scooped up the ball and scampered six yards for a touchdown. It was the first blocked punt for the Irish since the 2008 Hawai'i Bowl (Sergio Brown) and first blocked punt returned for a touchdown since the Nov. 15, 2008, game vs. Navy (Toryan Smith, 14 yards).

► Notre Dame forced a Utah fumble on the opening kickoff of the second half. The Irish then followed one play later with a 26-yard touchdown pass from freshman QB **Tommy Rees** to senior WR **Duval Kamara**.

► The fumble was forced by freshman WR **Austin Collinworth** and recovered by freshman WR **Daniel Smith**.

FILER FILLS THE LANE ON SPECIAL TEAMS

► Notre Dame junior LB **Steve Filer** leads the Irish with 11 special teams tackles this season. He has recorded nine on kickoff return and two on punt return. Filer leads the team in tackles in all three categories (kick return, punt return and total special teams). He also led the Irish in total special teams tackles in 2009 as well. Filer had 11 special teams tackles last season, including 10 on kickoff and one on punt.

	ST Tackles	KR Tackles	PR Tackles
1. Steve Filer	11	9	2
2. Bennett Jackson	9	8	1
3. Robert Blanton	6	6	0
Dan Fox	6	6	0
5. Patrick Coughlin	5	5	0
Brian Smith	5	4	1
Austin Collinworth	5	5	0
8. Zeke Motta	4	3	1
9. Prince Shembo	3	3	0
10. Lo Wood	2	2	0
Chris Salvi	2	2	0
David Ruffer	2	2	0
13. Bobby Burger	1	0	1
David Posluszny	1	1	0
Jamoris Slaughter	1	1	0
Jordan Cowart	1	0	1
Daniel Smith	1	1	0
Dan McCarthy	1	1	0
Danny Spond	1	1	0
Kerry Neal	1	1	0
Totals	68	61	7

THE JACKSON FIVE

► Freshman WR **Bennett Jackson** has registered nine tackles on special teams, including eight on kickoff return. The nine total special teams tackles ranks second-best on the team (only Steve Filer has more with 11). Jackson's eight kickoff return tackles is also second to Filer's total of nine.

► He recorded four solo stops in his Irish debut against Purdue and added another tackle against Michigan.

► Jackson raced 43 yards on his first career kickoff return, the longest return of the season for Notre Dame, against Boston College. He finished the game with 111 yards on four kickoff returns, good for a 27.8 yard average.

► Jackson ran 20 yards on a fake punt to help setup Notre Dame's touchdown that gave the Irish a 20-12 lead over Tulsa in the second quarter. The rush was the first of his career.

► Jackson took the opening kickoff against No. 15 Utah and returned it 35 yards.

► Jackson added a pair of kickoff return tackles in the victory over Army.

NOTRE DAME MISCELLANEOUS NOTES

FIRST-YEAR HEAD COACHES OPEN STRONG

► When Notre Dame defeated Purdue in its season opener Sept. 4, head coach **Brian Kelly** continued a long trend of success among Irish mentors. Dating back to 1896, Irish skippers are 26-3 (.897) in their debut contests. Only Frank E. Hering in 1896 (4-0 loss to Chicago Physicians & Surgeons), Elmer Layden in 1934 (7-6 loss to Texas) and Lou Holtz in 1986 (24-23 loss to Michigan) failed to win their first game at Notre Dame. This record includes two wins by interim head coaches -- Ed McKeever in 1944 (58-0 win at Pittsburgh) and Hugh Devore in 1945 (7-0 win over Illinois) spelled Frank Leahy while he was off serving his country in World War II.

IRISH DEFENSE FULL OF YOUTHFUL ENERGY

► Notre Dame first-year defensive coordinator **Bob Diaco** entered the 2010 season as one of the youngest coordinators in FBS football. Diaco, who was born Feb. 19, 1973, opened the campaign at 37. He ranks as the 24th-youngest coordinator in all of the FBS and eighth-youngest coordinator from a BCS conference institution.

► There are only six defensive coordinators in the FBS that are younger than Diaco. Of those six, only one (Kirby Smart, Alabama) coaches at a BCS conference school.

IRISH DEFENSE SWITCHES TO 3-4

► **Brian Kelly** and defensive coordinator **Bob Diaco** have 18 returning monogram winners on defense to work with in their first season, and of those 18, 13 players have starting experience for the Irish. Ten returning players started at least seven games in 2009 -- and nine players have started at least 10 games in their Notre Dame careers.

► The Irish switch back to a 3-4 defense, featuring three down linemen, in 2010. That means players who made the transition to a 4-3 last year will resort back to the defensive front used in 2007 and 2008. Notre Dame will start a nose guard sandwiched between two defensive ends, but it won't be uncommon to see at least one outside linebacker walk up to the line of scrimmage, giving the Irish four or five players along the line.

OPENERS AN INDICATOR?

► Notre Dame is 102-15-5 in season openers, but have they been foretelling of the season ahead? Take a look:

► The 101 seasons Notre Dame has won its opener, the Irish went on to post winning records 93 times (92.1%), with four losing seasons and five .500 records.

► The 15 seasons the Irish lost their opener, the Irish posted winning records six times and a losing mark eight times (with one .500 season).

► The five seasons Notre Dame registered a tie in its opener, the Irish had four winning records and one losing record.

TRIO HONORED FOR ACADEMICS

► Senior OG **Chris Stewart**, senior PK **David Ruffer** and senior CB **Barry Gallup Jr.** were each named to the ESPN/CoSIDA Academic All-District Team for District 5. Stewart and Gallup are each taking graduate level courses, while Ruffer is an economics major. All three were placed on the national ballot for the ESPN/CoSIDA Academic All-District honorees.

Stewart, the only player in Notre Dame's storied football history to tackle football and law school simultaneously, graduated with a degree from the College of Arts and Letters in history. He finished his undergraduate studies in only three and a half years with a 3.536 cumulative grade-point average. Stewart was a 2009 *ESPN The Magazine* First Team Academic All-District selection. Stewart was a member of the History Honors Program and was inducted into the Phi Alpha Theta honors society.

Ruffer has accumulated a 3.90 GPA while studying economics. He has excelled on the field as well. Ruffer was named a finalist for the 2010 Lou Groza Collegiate Place-Kicker Award presented by the Discover Orange Bowl.

Gallup is one of three fifth-year seniors on the Irish roster, joining Stewart and center Dan Wenger. He has appeared in 28 games at Notre Dame, totaled 163 yards on nine kickoff returns in 2009 and has three career tackles, including one for loss. Gallup graduated from the Mendoza College of Business with a finance degree in just three years with an undergraduate GPA of 3.465. He was then accepted into Notre Dame's one-year MBA program, but deferred entry. Gallup is currently enrolled in the graduate studies program.

► Ruffer was named to the 2010 First Team ESPN Academic All-America® Football Team. He became the 31st different Irish football player (37th overall selection) to be voted a first-team Academic All-American and the first since John Carlson in 2006. Ruffer gives the Irish football program 55 academic All-American honorees in program history, which ranks second best in the nation. Notre Dame ranks second all-time with 218 Academic All-Americans since the program's inception in 1952. What's more, 92 Irish student-athletes have earned the Academic All-America distinction during the past 11-plus years (2000-present), tops among any school in the country.

IRISH AGAIN RANKS NUMBER ONE IN 2010 NCAA GSR COMPARISONS

► University of Notre Dame athletic programs again rank among the best in the country in graduation rates, based on Graduation Success Rate (GSR) figures released by the NCAA -- including a first-place rating in football. Among the 120 Football Bowl Subdivision institutions, Notre Dame had the highest percentage of its sports with 100 percent scores (for the fifth time in six years), with a .863 figure (19 of 22).

In football, Notre Dame achieved a 96 GSR rating for the highest figure among FBS schools. Here are the FBS institutions with scores of 80 or higher in that category:

Score	Institution
96	Notre Dame
95	Duke, Northwestern
93	Rice
92	U.S. Naval Academy
90	Boston College
89	Vanderbilt
88	Rutgers
86	Stanford, U.S. Air Force Academy
85	U.S. Military Academy
84	Penn State, Southern Mississippi
82	Washington
81	Cincinnati, Miami (Fla.), Wake Forest

WALK-ON PLAYERS JOIN THE IRISH SQUAD THIS FALL

► Eight walk-ons were added to the 2010 fall roster: junior P **Mike Grieco** (Glen Ellyn, Ill./St. Ignatius HS), junior S **Chris Salvi** (Lake Forest, Ill./Carmel Catholic HS), senior LS/DL **John Belcher** (Cheyenne, Wyo./Cheyenne Central HS), sophomore DE **Joe Marek** (St. Paul, Minn./Cretin-Derham HS), sophomore OL **Matt Tansey** (Berkely Heights, N.J./Governor Livingston HS), junior LB **Jonathan Frantz** (Avon Lake, Ohio/St. Ignatius HS), sophomore WR **Nick Fitzpatrick** (Mishawaka, Ind./Marian HS) and freshman DB **Joe Romano** (River Forest, Ill./Fenwick HS).

ROSTER CHANGES

► Eight returning veterans have changed jersey numbers for the 2010 season. Junior DE **Ethan Johnson** will don No. 90, sophomore WR **Robby Toma** will sport No. 19, junior DE **Hafis Williams** will wear No. 94, sophomore WR **Theo Riddick** will don No. 6, senior TE/FB **Bobby Burger** will sport No. 41 and senior K **Brandon Walker** will wear No. 96.

► Junior S **Chris Salvi** changed to the No. 24 prior to the Pittsburgh game. He had worn No. 33 over Notre Dame's first five games of the season.

► Junior C **Mike Golic Jr.** has worn No. 49 on occasion against Western Michigan, Navy and Tulsa to be considered an eligible receiver. Golic also wore his standard No. 57 jersey.

► Senior K **David Ruffer** changed to the No. 97 two weeks into fall camp after wearing No. 48 during the 2008 and 2009 seasons.

► Senior S **Michael Garcia** opened the season as No. 29, but has worn No. 34 since the Utah game.

► Notre Dame sophomore OT **Zack Martin** and sophomore WR **Robby Toma** each had their first names incorrectly listed in 2009. Martin's first name is correctly spelled Zack (not Zach) and Toma's first name is correctly spelled Robby (not Roby).

► Notre Dame freshman WR Tai-ler Jones will be listed as **TJ Jones**.

► A trio of Irish players underwent position changes during spring practice. Sophomore WR **Theo Riddick** moved from running back and senior LB **Steve Paskorz** returned to the position after two years at fullback. Senior OT **Lane Clelland** opened spring practice at defensive end, but has since returned to his original position.

NOTRE DAME FOOTBALL—A FAMILY AFFAIR

► The **Golic** family is one of just several father-son combinations who have played for Notre Dame represented on the 2010 Irish roster. Mike Sr. earned four monograms at Notre Dame from 1981-84, while **Mike Jr.** is a junior OL and **Jake** is a sophomore TE. In addition to their father, Mike and Jake's two uncles also played for the Irish. Bob was not only a four-year monogram winner from 1975-78, but he was a two-time All-American and helped the Irish to the 1977 National Title. Greg earned a pair of monograms in 1981 and 1983.

► Irish junior QB **Nate Montana** is the son of NFL Hall of Famer and four-time Super Bowl Champion Joe (1975, 1977-78). The elder Montana helped Notre Dame to the 1977 National Championship.

► Other current Notre Dame players whose fathers also played for the Irish include senior TE **Bobby Burger** (Bob, 1978-80), senior LB **Brian Smith** (Chris, 1981-84) and freshman WR **TJ Jones** (Andre, 1987-90).

NFL HAS LARGE INFLUENCE ON NOTRE DAME ROSTER

- ▶ Several players also have family connections with the National Football League.
- ▶ Junior QB **Nate Montana's** father Joe is widely considered the greatest quarterback in NFL history. Joe helped the San Francisco 49ers to four Super Bowls (he was named MVP in three). Joe was an eight-time Pro Bowl selection and inducted into the NFL Hall of Fame in 2000. Joe played in the NFL for the San Francisco 49ers (1979-92) and Kansas City Chiefs (1993-94)
- ▶ Junior OL **Mike Jr.** and sophomore TE **Jake Golic's** father Mike Sr. played in the NFL for the Houston Oilers (1986-87), Philadelphia Eagles (1987-92) and Miami Dolphins (1993). Their uncle, Bob, also played in the NFL for the New England Patriots (1979-81), Cleveland Browns (1982-88) and Los Angeles Raiders (1989-92).
- ▶ Other players whose fathers played in the NFL include sophomore OG **Alex Bullard** (Louis, Seattle Seahawks, 1978-80), freshman WR **Austin Collinsworth** (Chris, Cincinnati Bengals, 1981-88) and junior ILB **Anthony McDonald** (Mike, Los Angeles Rams, Detroit Lions, 1983-92) and sophomore K **Nick Tausch** (Terry, Minnesota Vikings, San Francisco, 1982-89).
- ▶ Junior ILB **David Posluszny's** brother Paul has played in the NFL for the Buffalo Bills since 2007.
- ▶ Sophomore P **Ben Turk** has two uncles that have played in the NFL. Matt is currently the punter for the Houston Texans (2007-10), but has also suited up for the St. Louis Rams (1996), Miami Dolphins (2000-01, 2003-05), New York Jets (2002) and Washington Redskins (1995-99). Dan played 15 years in the NFL for the Pittsburgh Steelers (1985-86), Tampa Bay Buccaneers (1987-88), Los Angeles Raiders (1989-94), Oakland Raiders (1995-96) and Washington Redskins (1997-99).

NOTRE DAME EXCELS IN THE CLASSROOM

- ▶ The University of Notre Dame and University of Miami shared the American Football Coaches Association's 2009 Academic Achievement Award, which is presented by the Touchdown Club of Memphis. Notre Dame and Miami recorded a 100 percent graduation rate for members of its freshman football student-athlete class of 2002. This is the eighth honor for Notre Dame.
- ▶ Notre Dame has been recognized 28 of 29 years the award has been presented, the most of any school in the nation. Notre Dame has won the overall award eight times with the most recent coming in 2007. Notre Dame also won the overall award in 1982, 1983, 1984, 1988, 1991, 2001 and 2007. In 1988, Notre Dame became the only school to win the Academic Achievement Award and the National Championship in the same year.

INSIDE NOTRE DAME FOOTBALL WITH BRIAN KELLY (TELEVISION SHOW)

- ▶ Taped on Sunday afternoons, Inside Notre Dame Football will feature a recap of the week's contest, Notre Dame player features and more. The show can be seen locally Sunday evenings on WNDU-TV following the late local news. It will also re-air on WNDU-TV the following Saturday morning at 6:30 a.m. as well as 90 minutes prior to kickoff of Notre Dame home games. All shows can also be viewed on www.und.com beginning on Monday of each week. Inside Notre Dame Football airs on a total of 25 affiliates nationwide reaching nearly 67 million households.

THE OFFICIAL NOTRE DAME FOOTBALL POSTGAME SHOW

- ▶ Irish All-Americans Reggie Brooks and Mirko Jurkovic join Jack Nolan for the Official Notre Dame Football Postgame show immediately following every Notre Dame football game. The show can be heard live on WSBT 960 AM and Sunny 101.5 FM and watched live worldwide on und.com. The show includes Coach Kelly's postgame press conference live, player interviews and video highlights on the und.com webcast.

MOST-WATCHED MICHIGAN-NOTRE DAME GAME ON NBC IN 16 YEARS

- ▶ NBC Sports' broadcast of the Sept. 11 Michigan-Notre Dame was the most-watched game featuring those two teams on NBC in 16 years and the most-watched Notre Dame on NBC game against any team in five years. In addition, the average viewership and rating for the first two Notre Dame on NBC games this season are the best in four years.
- ▶ The Michigan-Notre Dame game was watched by 7.0 million viewers, making it the most-watched game on NBC between the two teams since Sept. 10, 1994, when the Wolverines were ranked No. 6 and the Irish No. 3. It was also the most-watched Notre Dame game on NBC since Oct. 15, 2005, when the then-No. 9 Irish hosted No. 1 USC.
- ▶ The game was also the third-most watched Michigan-Notre Dame game ever on NBC (10.1 million, 1994; 7.3 million, 1992) and the 12th most-watched Notre Dame on NBC game ever.
- ▶ The game generated a 4.5/10 rating and share, the highest for a game against Michigan in eight years (Sept. 14, 2002, 4.6/12) and highest for a Notre Dame on NBC game against any team in four years (Sept. 9, 2006, Penn State, 4.7/11).
- ▶ Notre Dame on NBC averaged 5.4 million viewers and a 3.5/4 rating for the first two games of the 2010 season, the best average in both categories since 2006 (6.5 million; 4.5/11) when the Irish began their home season by hosting No. 19 Penn State and No. 11 Michigan.
- ▶ NBC Sports' broadcast of the Purdue-Notre Dame season opener on Sept. 4 was up 74 percent and 69 percent in viewers and ratings, respectively.

NOTRE DAME ALUMNI SUPPORT TOPS IN THE NATION

- ▶ Notre Dame is widely known for the support of its fans. The alumni have a lot to do with that support, and they back that up with their check books. According to research by US News & World Report, the Irish rank first in the nation in alumni giving among schools that have a Division I football program.
- ▶ Notre Dame has an alumni giving rate of 44 percent, while other 2010 foes USC (43%), Stanford (34%) and Boston College (26%) all rank among the top 10.

Rk	School	Percent
1.	NOTRE DAME	44
2.	Southern California	43
3.	Duke	38
4.	Stanford	34
5.	Rice	33
6.	Auburn	32
7.	Alabama	31
8.	Clemson	28
	Georgia Tech	28
10.	Boston College	26

NOTRE DAME FOOTBALL TWO-DEEP DEPTH CHART

Notre Dame Offense

WR	18	DUVAL KAMARA	6-4	225	Sr.
	81	John Goodman	6-3	207	Jr.
	or 7	TJ Jones	5-11	187	Fr.
WR	6	Theo Riddick	5-11	198	So.
	19	Robby Toma	5-9	175	So.
	or 7	TJ Jones	5-11	187	Fr.
LT	70	Zack Martin	6-4	290	So.
	76	Andrew Nuss	6-5	297	Sr.
LG	59	CHRIS STEWART	6-5	351	Sr.
	66	Chris Watt	6-3	310	So.
C	52	Braxton Cave	6-3	301	Jr.
	57	Mike Golic Jr.	6-3	290	Jr.
RG	78	TREVOR ROBINSON	6-5	295	Jr.
	57	Mike Golic Jr.	6-3	290	Jr.
RT	75	Taylor Dever	6-5	297	Sr.
	77	Matt Romine	6-5	292	Sr.
TE	80	Tyler Eifert	6-6	242	So.
	83	Mike Ragone	6-4	245	Sr.
WR	3	MICHAEL FLOYD	6-3	227	Jr.
	87	Daniel Smith	6-4	208	Fr.
QB	13	Tommy Rees	6-2	210	Fr.
	16	Nate Montana	6-4	215	Jr.
RB	20	Cierre Wood	6-0	210	So.
	33	Robert Hughes	5-11	245	Sr.
	or 25	Jonas Gray	5-10	230	Jr.

Notre Dame Special Teams

PK	97	David Ruffer	6-1	176	Sr.
	40	NICK TAUSCH	6-0	190	So.
P	35	BEN TURK	5-11	196	So.
	96	Brandon Walker	6-3	210	Sr.
LS	60	JORDAN COWART	6-2	215	So.
	50	Ryan Kavanagh	6-3	200	Jr.
SS	62	Bill Flavin	6-3	260	Sr.
	52	Braxton Cave	6-3	301	Jr.

Notre Dame Defense

DE	90	ETHAN JOHNSON	6-4	285	Jr.
	94	Hafis Williams	6-1	285	Jr.
NG	95	IAN WILLIAMS	6-2	305	Sr.
	98	Sean Cwynar	6-4	280	Jr.
DE	89	KAPRON LEWIS-MOORE	6-4	283	Jr.
	91	Emeka Nwankwo	6-4	290	Sr.
OLB	45	DARIUS FLEMING	6-2	247	Jr.
	55	Prince Shembo	6-2	243	Fr.
ILB	58	BRIAN SMITH	6-3	243	Sr.
	44	Carlo Calabrese	6-1	240	So.
ILB	5	MANTI TE'O	6-2	245	So.
	54	Anthony McDonald	6-2	238	Jr.
OLB	56	Kerry Neal	6-2	245	Sr.
	46	Steve Filer	6-3	235	Jr.
CB	2	DARRIN WALLS	6-0	190	Sr.
	23	Lo Wood	5-10	178	Fr.
S	22	HARRISON SMITH	6-2	214	Sr.
	24	Chris Salvi	5-10	185	Sr.
S	17	Zeke Motta	6-2	210	So.
	26	Jamoris Slaughter	6-0	195	Jr.
CB	4	GARY GRAY	5-11	190	Sr.
	12	ROBERT BLANTON	6-1	192	Jr.

Notre Dame Special Teams

HLD	50	Ryan Kavanagh	6-3	200	Jr.
	35	Ben Turk	5-11	196	So.
PR	81	John Goodman	6-3	207	Jr.
	22	Harrison Smith	6-2	214	Sr.
KR	86	Bennett Jackson	6-0	172	Fr.
	28	Austin Collinsworth	6-1	195	Fr.
	or 20	Cierre Wood	6-0	210	So.
KO	97	DAVID RUFFER	6-1	176	Sr.
	40	Nick Tausch	6-0	190	So.

ALL CAPS - returning starter from 2009

MEDIA INFO

GAME NOTES

THE FIGHTING IRISH

COACHES & STAFF

2010 SEASON REVIEW

BOWL HISTORY

THIS IS NOTRE DAME

NOTRE DAME FOOTBALL ROSTER INFORMATION

NUMERICAL			ALPHABETICAL						
No.	Name	Pos	No.	Name	Pos.	Ht.	Wt.	Cl.	Hometown/Previous School
1	Deion Walker	WR	5	***Allen Jr., Armando	RB	5-10	205	Sr.	Opa Locka, FL/Hialeah-Miami Lakes
2	Darrin Walls	CB	68	Belcher, John+	LS/DL	5-11	235	Sr.	Cheyenne, WY/Cheyenne Central
3	Michael Floyd	WR	12	**Blanton, Robert	CB	6-1	192	Jr.	Matthews, NC/Butler
4	Gary Gray	CB	63	Botsford, Steve+	OLB	6-2	225	Sr.	Arlington Heights, IL/St. Viator
5	Armando Allen Jr.	RB	72	Bullard, Alex	OG	6-3	295	So.	Franklin, TN/Brentwood Academy
5	Manti Te'o	LB	41	*Burger, Bobby+	FB/TE	6-2	248	Sr.	Cincinnati, OH/LaSalle
6	Theo Riddick	WR	44	Calabrese, Carlo	ILB	6-1	240	So.	Verona, NJ/Verona
7	TJ Jones	WR	15	Castello, Brian+	QB	6-2	210	Sr.	Pittsburgh, PA/Chartiers Valley
8	Kendall Moore	ILB	52	*Cave, Braxton	C	6-3	301	Jr.	Mishawaka, IN/Penn
9	Kyle Rudolph	TE	73	Clelland, Lane	OT	6-5	297	Jr.	Owings Mills, MD/McDonogh School
10	Dayne Crist	QB	28	Collinsworth, Austin	WR	6-1	195	Fr.	Fort Thomas, KY/Highlands
12	Robert Blanton	CB	29	Coughlin, Patrick+	RB	6-0	195	Sr.	Oak Lawn, IL/Brother Rice
12	Andrew Hendrix	QB	60	*Cowart, Jordan	LS	6-2	215	So.	Plantation, FL/St. Thomas Aquinas
13	Tommy Rees	QB	10	*Crist, Dayne	QB	6-4	235	Jr.	Canoga Park, CA/Notre Dame
13	Danny Spond	OLB	98	*Cwynar, Sean	DE	6-4	280	Jr.	McHenry, IL/Marian Central Catholic
14	Luke Massa	QB	75	*Dever, Taylor	OT	6-5	297	Sr.	Nevada City, CA/Nevada Union
15	Brian Castello	QB	80	Eifert, Tyler	TE	6-6	242	So.	Fort Wayne, IN/Bishop Dwenger
15	Dan McCarthy	S	46	***Filer, Steve	OLB	6-3	235	Jr.	Chicago, IL/Mount Carmel
16	Nate Montana	QB	37	Fitzpatrick, Nick+	WR	5-8	160	So.	Mishawaka, IN/Marian
17	Zeke Motta	S	62	Flavin, Bill+	OC/LS	6-3	260	Sr.	Darien, IL/Benet Academy
17	Matthew Mulvey	QB	45	**Fleming, Darius	OLB	6-2	247	Jr.	Chicago, IL/St. Rita
18	Duval Kamara	WR	3	**Floyd, Michael	WR	6-3	227	Jr.	St. Paul, MN/Cretin-Derham Hall
19	Robby Toma	WR	48	Fox, Dan	OLB	6-3	230	So.	Rocky River, OH/St. Ignatius
20	Cierre Wood	RB	42	*Franco, Dan+	WR	5-10	188	Sr.	Granger, IN/Clay
21	Barry Gallun Jr.	CB	47	Frantz, Jonathan+	LB	6-2	211	Jr.	Avon Lake, OH/St. Ignatius
22	Harrison Smith	S	21	**Gallup Jr., Barry	CB	5-11	190	Sr.	Wellesley, MA/Belmont Hill
23	Lo Wood	CB	34	Garcia, Michael+	S	6-2	198	Sr.	Colorado Springs, CO/St. Mary's
24	Chris Salvi	S	88	Golic, Jake	TE	6-4	235	So.	West Hartford, CT/Northwest Catholic
25	Jonas Gray	RB	57	Golic Jr., Mike	C	6-3	290	Jr.	West Hartford, CT/Northwest Catholic
26	Jamoris Slaughter	S	81	*Goodman, John	WR	6-3	207	Jr.	Fort Wayne, IN/Bishop Dwenger
27	Derry Herlihy	RB	4	**Gray, Gary	CB	5-11	190	Sr.	Columbia, SC/Richland Northeast
28	Austin Collinsworth	WR	25	**Gray, Jonas	RB	5-10	230	Jr.	Pontiac, MI/Detroit Country Day
29	Patrick Coughlin	RB	37	Grieco, Mike+	P	6-1	185	Jr.	Glen Ellyn, IL/St. Ignatius
30	Steve Paskorz	ILB	38	Gurries, Christopher+	WR	5-10	186	Sr.	Reno, NV/Bishop Manogue
30	James Redshaw	CB	93	Heggie, Bruce	DE	6-5	250	Fr.	Sorrento, FL/Mount Dora
31	Cameron Roberson	RB	12	Hendrix, Andrew	QB	6-2	218	Fr.	Cincinnati, OH/Moeller
33	Robert Hughes	RB/FB	27	Herlihy, Derry+	RB	6-0	198	Sr.	Houston, TX/St. John's
34	Michael Garcia	S	65	Hernandez, Mike+	OG	6-2	275	Jr.	Pasadena, CA/Loyola
35	Andrew Plaska	CB	33	***Hughes, Robert	RB/FB	5-11	245	Sr.	Chicago, IL/Hubbard
35	Ben Turk	P	86	Jackson, Bennett	WR	6-0	172	Fr.	Hazlet, NJ/Raritan
36	David Posluszny	ILB	90	**Johnson, Ethan	DE	6-4	285	Jr.	Portland, OR/Lincoln
37	Mike Grieco	P	7	Jones, TJ	WR	5-11	187	Fr.	Gainesville, GA/Gainesville
37	Nick Fitzpatrick	WR	18	***Kamara, Duval	WR	6-4	225	Sr.	Jersey City, NJ/Hoboken
38	Chris Gurries	WR	50	Kavanagh, Ryan+	LS	6-3	200	Jr.	West Chester, PA/Salesianum (Del.)
39	Ryan Sheehan	CB	89	*Lewis-Moore, Kapron	DE	6-4	283	Jr.	Weatherford, TX/Weatherford
40	Thomas Smith	S	42	Lezynski, Nick+	CB	5-9	180	Sr.	Newton, PA/Notre Dame High School
40	Nick Tausch	K	74	Lombard, Christian	OT	6-5	290	Fr.	Inverness, IL/Fremd
41	Bobby Burger	TE/FB	71	Mahoney, Dennis+	OT	6-7	289	Jr.	Baltimore, MD/Boys Latin High School
42	Dan Franco	WR	69	Marek, Joe+	DE	6-2	225	So.	St. Paul MN/Cretin-Derham Hall
42	Nick Lezynski	CB	70	Martin, Zack	OT	6-4	290	So.	Indianapolis, IN/Bishop Chatard
43	Romano, Joe	DB	14	Massa, Luke	QB	6-4	215	Fr.	Cincinnati, OH/St. Xavier
44	Carlo Calabrese	ILB	15	McCarthy, Dan	S	6-2	205	Jr.	Youngstown, OH/Cardinal Mooney
45	Darius Fleming	OLB	54	*McDonald, Anthony	ILB	6-2	238	Jr.	Burbank, CA/Notre Dame
46	Steve Filer	OLB	16	Montana, Nate	QB	6-4	215	Jr.	Concord, CA/De La Salle
47	Jonathan Frantz	LB	8	Moore, Kendall	ILB	6-1	239	Fr.	Raleigh, NC/Southeast Raleigh
48	Dan Fox	OLB	17	*Motta, Zeke	S	6-2	210	So.	Vero Beach, FL/Vero Beach
50	Ryan Kavanagh	LS	17	Mulvey, Matthew+	QB	6-2	191	Jr.	Del Mar, CA/LaJolla
50	Sean Oxley	ILB	56	***Neal, Kerry	OLB	6-2	245	Sr.	Bunn, NC/Bunn
51	Dan Wenger	C	99	Newman, Brandon	NG	6-0	300	Jr.	Louisville, KY/Pleasure Ridge Park
52	Braxton Cave	C	64	Nichols, Tate	OT	6-8	303	Fr.	Walton, KY/Ryle
53	Justin Utupo	OLB	67	Nix III, Louis	NG	6-3	350	Fr.	Jacksonville, FL/Raines

NOTRE DAME FOOTBALL ROSTER INFORMATION

ALPHABETICAL (CONT.)

No.	Name	Pos.	Ht.	Wt.	Cl. [^]	Hometown/Previous School
76	*Nuss, Andrew	OG	6-5	297	Sr.	Ashburn, VA/Stone Bridge
91	Nwankwo, Emeka	DE	6-4	290	Sr.	N. Miami Beach, FL/Chaminade-Madonna Prep
50	Oxley, Sean+	ILB	6-2	227	Jr.	Avon Lake, OH/Avon Lake
30	*Paskorz, Steve	ILB	6-1	246	Sr.	Allison Park, PA/Hampton
35	Plaska, Andrew+	CB	5-11	185	Jr.	Zeeland, MI/Zeeland West
36	*Posluszny, David	ILB	6-0	235	Jr.	Aliquippa, PA/Hopewell
61	Quintana, Martin+	DE	6-0	232	Sr.	Berwyn, IL/St. Joseph
83	**Ragone, Mike	TE	6-4	245	Sr.	Cherry Hill, NJ/Camden Catholic
30	Redshaw, James+	CB	5-9	186	Sr.	North Huntingdon, PA/Norwin
13	Rees, Tommy	QB	6-2	210	Fr.	Lake Forest, IL/Lake Forest
6	*Riddick, Theo	WR	5-11	198	So.	Manville, NJ/Immaculata
31	Roberson, Cameron	RB	6-0	218	Fr.	Newbury Park, CA/Newbury Park
78	**Robinson, Trevor	OG	6-5	295	Jr.	Elkhorn, NE/Elkhorn
43	Romano, Joe+	DB	5-9	165	Fr.	River Forest, IL/Fenwick
77	*Romine, Matt	OT	6-5	292	Sr.	Tulsa, OK/Union
9	**Rudolph, Kyle	TE	6-6	265	Jr.	Cincinnati, OH/Elder
97	Ruffer, David+	K	6-1	176	Sr.	Oakton, VA/Gonzaga
24	Salvi, Chris+	S	5-10	185	Jr.	Lake Forest, IL/Carmel Catholic
96	Schwenke, Kona	DE	6-4	245	Fr.	Hauula, HI/Kahuku
39	Sheehan, Ryan+	CB	5-10	177	Sr.	Purcellville, VA/Loudown Valley
55	Shembo, Prince	ILB	6-2	243	Fr.	Charlotte, NC/Ardrey Kell
62	Skubis, Christopher+	DE	6-2	232	Sr.	Clarence, NY/Clarence
26	*Slaughter, Jamoris	S	6-0	195	Jr.	Stone Mountain, GA/Tucker
58	***Smith, Brian	OLB	6-3	243	Sr.	Overland Park, KS/Saint Thomas Aquinas
87	Smith, Daniel	WR	6-4	208	Fr.	South Bend, IN/Clay
22	**Smith, Harrison	S	6-2	214	Sr.	Knoxville, TN/Knoxville Catholic
40	Smith, Thomas+	S	6-1	215	Sr.	Manchester, CT/East Catholic
13	Spond, Danny	OLB	6-2	225	Fr.	Littleton, CO/Columbine
59	***Stewart, Chris	OG	6-5	351	Sr.	Spring, TX/Klein
92	Stockton, Tyler	NG	6-0	290	So.	Linwood, NJ/Hun School
79	Tansey, Matt+	OL	6-6	236	So.	Berkely Heights, NJ/Governor Livingston
40	*Tausch, Nick	K	6-0	190	So.	Plano, TX/Jesuit
5	*Te'o, Manti	ILB	6-2	245	So.	Laie, HI/Punahou
19	Toma, Robby	WR	5-9	175	So.	Laie, HI/Punahou
35	Turk, Ben	P	5-11	196	So.	Davie, FL/St. Thomas Aquinas
53	Utupo, Justin	OLB	6-1	251	Fr.	Lakewood, CA/Lakewood
96	*Walker, Brandon	K	6-3	210	Sr.	Findlay, OH/Findlay
1	Walker, Deion	WR	6-3	198	Jr.	Christchurch, VA/Christchurch
2	***Walls, Darrin	CB	6-0	190	Sr.	Pittsburgh, PA/Woodland Hills
66	Watt, Chris	OG	6-3	310	So.	Glen Ellyn, IL/Glenbard West
82	Welch, Alex	TE	6-4	240	Fr.	Cincinnati, OH/Elder
51	***Wenger, Dan	C	6-4	298	Sr.	Coral Springs, FL/Saint Thomas Aquinas
94	Williams, Hafis	DE	6-1	285	Jr.	Elizabeth, NJ/Elizabeth
95	***Williams, Ian	NG	6-2	305	Sr.	Altamonte Springs, FL/Lyman
20	Wood, Cierre	RB	6-0	210	So.	Oxnard, CA/Santa Clara
23	Wood, Lo	CB	5-10	178	Fr.	Apopka, FL/Apopka

+ Walk-on Player

* indicates number of monograms earned

^ indicates academic year

PRONUNCIATION GUIDE

Calabrese, Carlo – CAL-uh-breeze	Heggie, Bruce – HEGG-ee	Slaughter, Jamoris – juh-MORE-iss
Clelland, Lane – CLELL-und	Kamara, Duval – kuh-MARE-uh, doo-VALL	Tausch, Nick – TOWSH
Coughlin, Patrick – COG-linn	Lewis-Moore, Kapron – cap-rin	Te'o, Manti – TAY-oh, MAN-tie
Cowart, Jordan – COW-ert	Massa, Luke – MASS-uh	Toma, Robby – TOE-muh
Crist, Dayne – crist (rhymes with wrist)	Mulvey, Matthew – MULL-vee	Utupo, Justin – you-TOO-poe
Cwynar, Sean – SWIN-are	Nwankwo, Emeka – nuh-WONK-wo, uh-MEK-uh	Williams, Hafis – hah-FEESE
Dever, Taylor – dever (rhymes with never)	Posluszny, David – poz-LUZ-nee	Wood, Cierre – see-AIR
Eifert, Tyler – EYE-fert	Romine, Matt – ro-MINE	
Filer, Steve – FY-ler	Schwenke, Kona – sh-wenk-ee, COE-nuh	

NUMERICAL (CONT.)

No.	Name	Pos
54	Anthony McDonald	ILB
55	Prince Shembo	ILB
56	Kerry Neal	OLB
57	Mike Golic Jr.	C
58	Brian Smith	OLB
59	Chris Stewart	OG
60	Jordan Cowart	LS
61	Martin Quintana	DE
62	Bill Flavin	C/LS
62	Christopher Skubis	DE
63	Steve Botsford	OLB
64	Tate Nichols	OT
65	Mike Hernandez	OG
66	Chris Watt	OG
67	Louis Nix III	NG
68	John Belcher	LS/DL
69	Joe Marek	DE
70	Zack Martin	OT
71	Dennis Mahoney	OT
72	Alex Bullard	OT
73	Lane Clelland	OT
74	Christian Lombard	OT
75	Taylor Dever	OT
76	Andrew Nuss	OT
77	Matt Romine	OT
78	Trevor Robinson	OG
79	Matt Tansey	OL
80	Tyler Eifert	TE
81	John Goodman	WR
82	Alex Welch	TE
83	Mike Ragone	TE
86	Bennett Jackson	WR
87	Daniel Smith	WR
88	Jake Golic	TE
89	Kapron Lewis-Moore	DE
90	Ethan Johnson	DE
91	Emeka Nwankwo	DE
92	Tyler Stockton	NG
93	Bruce Heggie	DE
94	Hafis Williams	DE
95	Ian Williams	NG
96	Kona Schwenke	DE
96	Brandon Walker	K
97	David Ruffer	K
98	Sean Cwynar	NG
99	Brandon Newman	NG

MEDIA INFO

GAME NOTES

THE FIGHTING IRISH

COACHES & STAFF

2010 SEASON REVIEW

BOWL HISTORY

THIS IS NOTRE DAME



Notre Dame vs. Miami Series History

Notre Dame leads 15-7-1

In Notre Dame: Notre Dame leads 8-1-0

In Miami: Series is tied 6-6-1

Neutral: Notre Dame leads 1-0-0

Longest Notre Dame Win Streak: 11 (1967-80)

Longest Miami Win Streak: 4 (1983-87)

Largest Victory: 44, (44-0), 1973 in Miami

Largest Defeat: 51, (58-7), 1985 in Miami

Site	Year	Rank	W/L/T	ND	UM
	1955	5-15	W	14	0
	1960		L	21	28
	1965	6-	T	0	0
	1967	6-	W	24	22
	1971	7-	W	17	0
*	1972	10-	W	20	17
	1973	5-	W	44	0
*	1974	7-	W	38	7
	1975		W	32	9
*	1976	13-	W	40	27
	1977	5-	W	48	10
*	1978	19-	W	20	0
MB	1979		W	40	15
*	1980	7-13	W	32	14
	1981	-9	L	15	37
*	1982	10-17	W	16	14
	1983	13-	L	0	20
*	1984	17-14	L	13	31
	1985	-4	L	7	58
	1987	10-2	L	0	24
*	1988	4-1	W	31	30
	1989	1-7	L	10	27
*	1990	6-2	W	29	20

2010 Miami Results (7-5, 5-3 ACC)

Sept. 2 vs. Florida A&M	W 45-0
Sept. 11 at Ohio State	L 36-24
Sept. 23 at Pittsburgh	W 31-3
Oct. 2 at Clemson *	W 30-21
Oct. 9 vs. Florida State *	L 45-17
Oct. 16 at Duke *	W 28-13
Oct. 23 vs. North Carolina *	W 33-10
Oct. 30 at Virginia *	L 24-19
Nov. 6 vs. Maryland *	W 26-20
Nov. 13 at Georgia Tech *	W 35-10
Nov. 20 vs. Virginia Tech *	L 31-17
Nov. 27 vs. USF	L 23-20 (ot)
Dec. 31 vs. Notre Dame (El Paso, Texas)	2:00 p.m. ET

* ACC conference games

MIAMI INTERIM HEAD COACH JEFF STOUTLAND

Jeff Stoutland is in his fourth year as the offensive line coach for the Hurricanes. He was named interim head coach on Nov. 28, 2010.

As one of the nation's most respected line coaches, his lines at Miami, Michigan State and Syracuse are well known for their outstanding run-blocking.

In 2010, his offensive linemen earned all-ACC weekly honors five times, while the 'Canes have rushed for more than 200 yards in five of Miami's last seven games.

Stoutland coached an offensive line in 2008 that blocked for the Atlantic Coast Conference's third best scoring offense. In 2009, he returned three full-time starters in Outland Trophy and Lombardi candidates Jason Fox and Orlando Franklin, as well as A.J. Trump, who takes over the starting job at center. Junior Joel Figueroa, also has started and saw extensive playing time at guard. Fox earned all-ACC first team honors and was a fourth-round pick of the Detroit Lions. Franklin earned all-ACC honorable mention.

In 2007, Miami ranked third in the ACC in rushing offense and fourth in sacks allowed.

Stoutland spent seven seasons as the offensive line coach at Michigan State, following three years as an assistant coach at Syracuse and four years at Cornell.

During his tenure at Michigan State, Stoutland helped develop six all-Big Ten selections: Shaun Mason (second team, 2000), Steve Stewart (second team, 2003), Joe Tate (second team, 2003), Sean Poole (first team, 2004), William Whitticker (second team, 2004) and Kyle Cook (second team, 2006).

In 2005, the Michigan State line paved the way for the nation's No. 5 offense, the No. 11 pass offense and the No. 20 rush offense. The 2004 Spartans offense ranked second in the Big Ten and No. 10 in the NCAA in rushing, with eight 200-yard rushing games. That line led the Big Ten in fewest sacks allowed (eight). Stoutland's offensive line paved the way for T.J. Duckett, who produced back-to-back 1,000-yard rushing seasons in 2000 and 2001.

Stoutland spent three seasons under Paul Pasqualoni at Syracuse (1997-99), where he coached the tight ends his first two years before taking over the offensive line in 1999. In addition to his coaching duties, he also served as the Orangemen's recruiting coordinator for all three years. Syracuse played in three bowl games in three years. In 1999, he coached first-team all-big east offensive tackle Mark Baniewicz, who also earned the National Football Foundation Scholar-Athlete Award and GTE Academic All-America honors. During his stint as tight ends coach, Stoutland helped produce two NFL players, including Roland Williams (Oakland Raiders) and Kaseem Sinceno (Philadelphia Eagles and Chicago Bears).

Prior to that, Stoutland spent four years as offensive line coach at Cornell (1993-96), where he guided center Greg Bloedorn to First-Team all-Ivy League honors in 1995, and spent three years with the NFL's Seattle Seahawks (1997-99).

His full-time coaching credits include two stints at his alma mater, Southern Connecticut State, where he served as offensive coordinator for five years (1988-92) and coached inside linebackers for two seasons (1984-85). The New York City native also served as a graduate assistant for Coach Dick MacPherson for two years at Syracuse (1986-87), working primarily with the offensive line. He has coached in six bowl games.

Stoutland was a four-year letterman and three-year starter at inside linebacker for head coach Kevin Gilbride at Southern Connecticut State (1980-84), where he earned Little All-America honors as a senior while acting as team captain. He earned a bachelor's degree in physical education from Southern Connecticut State in 1984 and added a master's degree in exercise physiology from the school in 1986.

He and his wife, Allison, who is a published children's author, have two children: Jake and Madison.

A QUICK LOOK AT THE HURRICANES LAST TIME OUT

MIAMI (AP) -- Demetris Murray had a 1-yard touchdown run in overtime and South Florida stunned Miami 23-20 on Saturday, sending the Hurricanes to their worst season at home since 1997.

Bobby Eveld tied the game with a 1-yard run with 2 minutes left in regulation, then got the Bulls back to the 1 with a 9-yard catch in overtime. Murray went over the top of the pile one play later, and the Bulls (7-4) rushed the field wildly.

Miami had a chance to win in regulation, but Jacory Harris threw an interception--with the Hurricanes in field goal range--with 5 seconds left. Matt Boshier kicked a 38-yarder on the first possession of overtime for Miami, but it wasn't enough as the Hurricanes (7-5) finished 3-3 at home for the first time in 14 seasons.

Murray had two TD runs and Moise Plancher rushed for 103 yards for the Bulls. Storm Johnson had a 71-yard touchdown run for Miami.

The Hurricanes trailed 10-0 in the third quarter, before Lamar Miller's 8-yard run finally got them on the board. And when Johnson got loose up the middle on Miami's first play of the final period--his first carry of the game-- the Hurricanes seemed to have control.

Miami had used three other running backs before turning to Johnson, and the freshman quickly made the move look brilliant.

It was the longest rush by a Miami ballcarrier since Frank Gore got loose for a 77-yard gain against Syracuse on Nov. 17, 2001, and the longest touchdown run for a Hurricane since Clinton Portis' 82-yarder against McNeese State on Aug. 31, 2000.

But in the end, an interception--Miami's biggest problem all season-- spelled trouble. Instead of giving Boshier a chance to win it in Miami's home finale, Harris was picked off by Jerrell Young, and the Bulls immediately began celebrating, as if they just knew they would pull it out in overtime.

Which they always do--USF is now 9-0 all-time in overtime.

Miami came into the game having put up at least 420 yards of offense in seven straight games, a streak that no Hurricanes team in more than 15 years-- not even the 2001 national championship squad--managed.

So inexplicably, the offense sputtered against South Florida. Or more specifically, stalled.

The Hurricanes punted on their first six possessions, then finally got something going late in the first half, driving 57 yards to get a first-and-goal at the South Florida 1.

The end result? No points.

Damien Berry was stopped on first down, starting quarterback Stephen Morris was stopped on second down, and Berry not only was stopped on third down, he fumbled the ball out of the end zone for a turnover with 3:43 left in before intermission.

South Florida drove 77 yards, and Maikon Bonani's 21-yard field goal with no time left in the half gave the Bulls a 3-0 lead.

Morris was intercepted on Miami's first possession of the second half, setting up a two-play, 18-yard drive that was capped by Murray's touchdown run that put South Florida ahead 10-0.

That was the end for Morris, who completed 8 of 17 passes for 78 yards and an interception. Harris--the former starter who hadn't played since getting a concussion against Virginia on Oct. 30--took over the rest of the way, finishing 12 of 18 for 110 yards, and the one huge interception.

Top Notre Dame Performances Against Miami

INDIVIDUAL

Rushing Yards

Jim Stone, 38-225, 1 TD; (W 32-14) 10.11.80

Passing Yards

Tony Rice, 8-16-195, 1 TD, 1 INT; (W 31-30) 10.15.88

Receptions

Mike Townsend, 6-100, 1 TD; (W 20-17) 11.18.72
 Larry Moriarty, 6-34; (W 16-14) 10.9.82

Receiving Yards

Mike Townsend, 6-100, 1 TD; (W 20-17) 11.18.72

Points Kicking

Craig Henrich, 17 (2 XP, 5 FG), (W 29-20) 10.20.90

Kickoff Return Yards

Raghib Ismail, 3-144, 1 TD; (W 29-20) 10.20.90

Punt Return Yards

Dave Duerson, 2-89; (W 32-14) 10.11.80

Touchdowns

Tom Clements, 3 TD (2 passing, 1 rushing); W 38-7, 10.26.74
 Rusty Lisch, 3 TD (2 rushing, 1 passing); W 40-27, 11.20.76
 Joe Montana, 3 TD (3 passing); W 48-10, 12.3.77
 Vegas Ferguson, 3 TD (3 rushing); W 40-15, 11.25.79

Tackles

Jim O'Malley, 17 (5 solo, 12 assisted); (W 20-17) 11.18.72

Interceptions

Terry Eurick, 2-38; (W 48-10) 12.3.77
 Dave Waymer, 2-40, 2 TD; (W 40-15) 11.25.79

TEAM

Rushing Attempts: 74 (W 44-0) 11.1.73 in Miami

Rushing Yards: 448 (W 44-0) 11.1.73 in Miami

Passing Attempts: 44 (L 0-20) 9.24.83 in Miami

Passing Completions: 22 (L 0-20) 9.24.83 in Miami

Passing Yards: 233 (L 0-20) 9.24.83 in Miami

Total Offense: 574 (W 44-0) 11.1.73 in Miami

Points Scored

48 (W 48-0); 12.3.77 in Miami

Points Scored (quarter)

21 (W 38-7); (second) 10.26.74 in Miami

Points Scored (half)

38 (W 38-7); 10.26.74 (first) in Miami

Points Allowed

58 (L 7-58) 11.30.85 in Miami

Points Allowed (quarter)

21 (L 7-58) 11.30.85 (fourth) in Miami
 21 (W 31-30) 10.15.88 (second) in South Bend

Points Allowed (half)

31 (L 7-58) 11.30.85 (second) in Miami

NOTRE DAME VS. ACC

- ▶ Notre Dame is 77-31-2 (.709) against current members of the Atlantic Coast Conference. The Irish have had more success against the ACC than any other major conference. The Irish have a .500 or better record against eight of ten conference schools (in which they have played).
- ▶ Notre Dame's 110 games against the ACC ranks as the third-most contests against a conference trailing only the Big Ten (351) and Pac-10 (134).
- ▶ The Irish played only one ACC school this season (Boston College, 31-13). Notre Dame had played a pair of ACC schools over three straight years (2006-08).
- ▶ This matchup marks Notre Dame's fifth bowl game against a current member of the ACC – after a 19-18 win over Boston College in the 1983 Liberty Bowl, followed by losses to Florida State in the 1996 Orange Bowl (31-26) and losses to Georgia Tech (35-28) and North Carolina State (28-6) in the 1999 and 2003 Gator Bowls.
- ▶ In 2007, Notre Dame played three ACC schools in the same season for the first time since 2002 (Maryland, Florida State and North Carolina State) and just the second time in school history.
- ▶ Notre Dame and Miami face off for the 24th time, with the two teams meeting for the first time since 1990. Notre Dame holds a 15-7-1 series lead – with the Irish winning eight of the nine meetings (8-1-0) in South Bend and the two teams splitting 13 contests (6-6-1) in Miami. Notre Dame also won an international matchup with a 40-15 victory over the Hurricanes in 1979 in Tokyo, Japan, in the Mirage Bowl (final regular-season game).
- ▶ Notre Dame is scheduled to play Miami in a regular-season game in 2012 (Oct. 6) at Soldier Field in Chicago. Then, the two teams will play a home-and-home series in 2016 (at Notre Dame) and 2017 (at Miami).
- ▶ It should be noted that all of Notre Dame's previous meetings with Miami occurred prior to their move to the ACC.
- ▶ Notre Dame has faced Boston College 20 times (11-9), third most of any other ACC school, but 16 of the previous 19 meetings took place with the Eagles in the BIG EAST. The 11 victories are the fourth-most victories for Notre Dame over an ACC foe. The Irish have played Georgia Tech 34 times (27-6-1), Miami 23 times (15-7-1) and North Carolina 18 times (16-2).
- ▶ Notre Dame has played a handful of games versus Florida State (2-4), Duke (3-1) and Clemson (1-1). Additionally, the Irish have met three ACC foes just once. They beat Virginia in the '89 Kickoff Classic and Maryland in the '02 Kickoff Classic, but lost to NC State in the '03 Gator Bowl.
- ▶ The Irish took on Duke in 2007 for the first time since 1966. Notre Dame upended the Blue Devils, 28-7, in the home finale.
- ▶ Notre Dame has posted a 37-9 (.804) mark when facing a school as an ACC member.

ATLANTIC COAST CONFERENCE

ND vs.	Won	Lost	Tied	Pct.
Boston College	11	9	0	.550
Clemson	1	1	0	.500
Duke	3	1	0	.750
Florida State	2	4	0	.333
Georgia Tech	27	6	1	.809
Maryland	1	0	0	1.000
Miami	15	7	1	.674
North Carolina	16	2	0	.889
North Carolina State	0	1	0	.000
Virginia	1	0	0	1.000
Virginia Tech	0	0	0	.000
Wake Forest	0	0	0	.000
TOTALS	77	31	2	.709

HEAD-TO-HEAD STATISTICAL COMPARISON

NOTRE DAME				MIAMI		
#	NCAA	Category		Category	NCAA	#
25.75	73rd	Scoring Offense	vs.	Scoring Defense	21st	19.67
378.25	63rd	Total Offense	vs.	Total Defense	16th	317.17
120.83	96th	Rushing Offense	vs.	Rushing Defense	81st	170.83
257.42	29th	Passing Offense	vs.	Passing Defense	2nd	146.33
129.01	61st	Passing Efficiency Off.	vs.	Passing Efficiency Def.	2nd	95.86
20.50	29th	Scoring Defense	vs.	Scoring Offense	58th	27.08
353.17	47th	Total Defense	vs.	Total Offense	31st	422.58
146.75	55th	Rushing Defense	vs.	Rushing Offense	26th	190.42
206.42	42nd	Passing Defense	vs.	Passing Offense	49th	232.17
114.44	26th	Passing Efficiency Def.	vs.	Passing Efficiency Off.	97th	115.31
36.11	68th	Net Punting	vs.	Net Punting	18th	38.69
5.93	96th	Punt Returns	vs.	Punt Returns	103rd	4.81
20.92	82nd	Kickoff Returns	vs.	Kickoff Returns	104th	19.49
-0.25	74th	Turnover Margin	vs.	Turnover Margin	80th	-0.33
2.17	47th	Sacks	vs.	Sacks Allowed	t-26th	1.33
1.67	43rd	Sacks Allowed	vs.	Sacks	6th	3.08



NOTRE DAME - MIAMI SERIES HISTORY

- ▶ Notre Dame has won eight Associated Press national titles while Miami has won five.
- ▶ Notre Dame and Miami face off for the 24th time, with the two teams meeting for the first time since 1990. Notre Dame holds a 15-7-1 series lead — with the Irish winning eight of the nine meetings (8-1-0) in South Bend and the two teams splitting 13 contests (6-6-1) in Miami. Notre Dame also won an international matchup with a 40-15 victory over the Hurricanes in 1979 in Tokyo, Japan, in the Mirage Bowl (final regular-season game).
- ▶ Notre Dame is scheduled to play Miami in a regular-season game in 2012 (Oct. 6) at Soldier Field in Chicago. Then, the two teams will play a home-and-home series in 2016 (at Notre Dame) and 2017 (at Miami).
- ▶ Notre Dame and Miami first met in 1955, when Irish head coach Terry Brennan's No. 5-ranked squad won at Miami 14-0.
- ▶ After three more meetings in the 1960s — all at Miami in November so the Irish could travel to a warm-weather site — the two programs agreed to a 20-year home-and-home series from 1971-90. They met each year except 1986 during that time.
- ▶ A main reason why Miami became an attractive foe was because Notre Dame wanted to end each regular season at a warm-weather spot. In even-numbered years it would be at Los Angeles versus arch rival USC, and in odd-numbered years it would be Miami.
- ▶ However, the 1979 finale with Miami was moved to Tokyo, Japan, and the 1983 contest was shifted to the third game of the season.
- ▶ In the 10 years from 1971-80, Notre Dame was 10-0 against the Hurricanes while out-scoring them 331-85, or an average victory of approximately 23 points per contest.
- ▶ Notre Dame captured 11 straight meetings in the series between 1967-80.
- ▶ Miami was 5-1 against the Irish from 1981-87 while out-scoring them 184-51. Its five victories against Notre Dame were by an average of 27 points per game, and none by less than 18. In games at Miami, Notre Dame was shut out in 1983 (20-0) and 1985 (24-0), crushed in 1981 (37-15) and 1985 (58-7).
- ▶ Thus, in the four meetings from 1983-87, Miami out-scored Notre Dame 133-20.
- ▶ By his third year, Lou Holtz had built a powerhouse that was validated with a 31-30 triumph against No. 1 Miami on Oct. 15, 1988, snapping the Hurricanes' 36-game regular season winning streak.
- ▶ The following year with Dennis Erickson at the helm, Miami ended Notre Dame's school-record 23-game winning streak.
- ▶ A Notre Dame record five field goals by Craig Hentrich and a kickoff return for a touchdown by Raghib "Rocket" Ismail propelled the Irish to a 29-20 victory over Miami in 1990, the final installment of the series.
- ▶ Six of the 23 all-time meetings between Notre Dame and Miami have been decided by a touchdown or less.
- ▶ The Notre Dame and Miami series was highlighted by that battles in 1988, 1989 and 1990. The Hurricanes traveled to South Bend for the '88 title ranked No. 1 in the country, but the No. 4 Irish proved victorious en route to the national title. Miami returned the favor one year later in '89. Notre Dame entered the matchup ranked No. 1 in the nation, but the No. 7 Hurricanes won, 27-10, en route to a national championship. The Irish took the rubber-match of top-ranked titles in '90. No. 6 Notre Dame bested No. 2 Miami, 29-20.

ND-MIAMI IN THE POLLS

- ▶ Notre Dame or Miami has entered the matchup ranked in the top 25 on 20 previous occasions. The only meetings in which neither team was ranked came in 1960, 1975, 1979 and 2010. In fact, one of the foes was even ranked in the top 10 on 16 different occasions.
- ▶ In the 20 games where at least one team has been ranked, the higher-ranked team is 15-4-1 (.775).
- ▶ Notre Dame has a 11-2-1 (.821) record when it is ranked higher than Miami.
- ▶ Saturday's meeting will be the first between Notre Dame and Miami with both teams unranked since Nov. 24, 1979. It will be the fourth such meeting in series history and the Irish were victorious in two of the previous three occasions.

NOTRE DAME AND THE SUNSHINE STATE

- ▶ Notre Dame owns a 18-11-1 (.617) all-time record against schools from the Sunshine State, last playing a Florida school (Florida State) on Nov. 1, 2003 (a 38-0 defeat). Irish series records vs. teams from Florida include a 1-0 mark vs. Florida, 2-4 vs. Florida State and 15-7-1 vs. Miami.
- ▶ Notre Dame's all-time varsity football roster includes just over 2,700 players who have appeared in at least one career game, with 73 of those hailing from the state of Florida.
- ▶ Notre Dame's all-time Florida natives include 20 defensive backs, 10 offensive linemen, seven defensive linemen, eight tight ends, six linebackers, five quarterbacks, five wide receivers, five running backs, five kickers, one fullback and one long snapper.
- ▶ Those players include five from Tampa, five from Miami, three from Sarasota, three from St. Petersburg, three from Jacksonville, three from Ft. Lauderdale, three from Coral Springs, two from

Clearwater, two from Delray Beach, two from Hollywood, two from Lauderhill, two from Melbourne, two from Pensacola, two from Pompano Beach, two from Tallahassee, two from West Palm Beach and one each from 30 other cities.

- ▶ The 2010 Notre Dame roster includes 10 Florida natives, with scholarship members of that group dispersed fairly evenly among each class: four seniors, three sophomores and three freshmen ... that group is headlined by senior RB **Armando Allen Jr.** (Opa Locka/Hialeah-Miami Lake H.S.), senior NG **Ian Williams** (Altamonte Springs/Lyman H.S.) and sophomore S **Zeke Motta** (Vero Beach/Vero Beach H.S.) ... other veteran Irish players who hail from Florida include senior C **Dan Wenger** (Coral Springs/St. Thomas Aquinas H.S.), senior DE **Emeka Nwankwo** (North Miami Beach/Chaminade Madonna Prep), sophomore LS **Jordan Cowart** (Plantation/St. Thomas Aquinas H.S.) and sophomore P **Ben Turk** (Davie/St. Thomas Aquinas H.S.) ... Notre Dame has a trio of freshmen from Florida in DE **Bruce Heggie** (Sorrento/Mount Dora H.S.), NG **Louis Nix III** (Jacksonville/Raines H.S.) and CB **Lo Wood** (Apopka/Apopka H.S.).
- ▶ 20 of Notre Dame's more noteworthy all-time players from Florida include RB Armando Allen Jr. (Opa Locka), NG Ian Williams (Altamonte Springs), TE Oscar McBride (Chiefland), DE Karmeeleyah McGill (Clearwater), OT Sam Young (Coral Springs), SS Greg Davis (Hollywood), FS Brian Magee (Largo), SE Bobby Brown (Lauderhill), RB Autry Denson (Lauderhill), TE Derek Brown (Merritt Island), DT Jeff Kunz (Palm Beach Gardens), C Gene McGuire (Panama City), QB Kevin McDougal (Pompano Beach), LB Maurice Crum Jr. (Riverview), C Jeff Faine (Sanford), LB Courtney Watson (Sarasota), CB Tom Carter (St. Petersburg), FS Pat Terrell (St. Petersburg), C Mike Heldt (Tampa) and K John Carney (West Palm Beach).
- ▶ Terrell, Heldt, Brown, McGuire, Carter, Denson, Faine, Watson and Young were all drafted in the NFL.

NOTRE DAME - MIAMI CONNECTIONS

- ▶ Notre Dame's roster features 10 players from the state of Florida. Miami's roster does not have a player from Indiana.
- ▶ A number of coaches from each staff served at the same school at one time or another over their respective careers.
- ▶ Notre Dame defensive coordinator/inside linebackers coach **Bob Diaco** (2006-08) and newly appointed Miami head coach Al Golden (2001-05) each worked at the University of Virginia under Al Groh.
- ▶ Miami's defensive coordinator coach John Lovett served as the assistant coach/defensive coordinator at Cincinnati from 1989-92.
- ▶ Notre Dame offensive line coach **Ed Warinner** (2007-10) and Miami tight ends/special teams coordinator coach Joe Pannunzio (1985-86) each had stints at Kansas.
- ▶ Diaco (2001-03), Irish offensive coordinator/quarterbacks coach **Charley Molnar** (2002), Notre Dame defensive backs/recruiting coordinator **Chuck Martin** (1998-99) and Miami running backs coach Mike Cassano (1995-96) all spent time at Eastern Michigan.

Notre Dame	High School/Hometown	Miami
Armando Allen Jr., RB	Opa Locka, Fla.	Ben Bruneau, WR
Jordan Cowart, LS	Plantation, Fla.	Brandon McGee
Ben Turk, P	Davie, Fla.	Jonathan Feliciano
Manto Te'o, LB	Laie, Hawaii	Levi Paalua
Robby Toma, WR		
Jamoris Slaughter, S	Stone Mountain, Ga.	Tyrone Cornileus
Prince Shembo, LB	Charlotte, N.C.	Curtis Porter
Joe Marek, OL	St. Paul, Minn./Cretin-Derham Hall H.S.	Seantrel Henderson
Michael Floyd, WR		
Ben Turk, P	St. Thomas Aquinas H.S.	Jermaine Barton
Dan Wenger, C		Leonard Hankerson
Jordan Cowart, LS		Brandon Linder
		Keion Payne
Emeka Nwankwo	Chaminade-Madonna Prep H.S.	Jordan Futch
Kona Schwenke	Kahuku H.S.	Levi Paalua

LAST MEETING WITH MIAMI (OCT. 20, 1990 • NOTRE DAME STADIUM)

No. 6 Notre Dame's Defense Leads Irish Past No. 2 Miami, 29-20

Raghib Ismail had a 94-yard kickoff touchdown return and Craig Hentrich kicked a school-record five goals.

NOTRE DAME, Ind. (AP) -- In a series that has often brought out the very best in big plays and great players, Notre Dame's defense added to the history.

It saved its absolute best for Miami.

Coming of age and out of nowhere just in time to take on one of college football's most feared offenses, the Irish defense sparked it's 29-20 upset of No. 2 Miami.

The victory on an ideal fall afternoon in Notre Dame Stadium keeps the 5-1, No. 6-ranked Irish in the thick of national title contention while Miami is all but eliminated after losing for the second time in six games.

"We were just setting up Miami," joked jubilant linebacker Michael Stonebreaker of the sudden strides made by the Irish defense.

Coming into Saturday's game, the secondary had recorded only one interception in the previous five games. On Saturday, it got one from Greg Erickson. And the last with 9:19 to play by Lyght got the Irish started on the clinching 77-yard touchdown drive.

Twice Miami was stopped on first down inside the Notre Dame 10, once from the three and again from the eight, and the Hurricanes had to settle for field goals.

In six rushing plays in the third quarter, Miami netted just eight yards and twice the Irish forced and recovered Miami fumbles.

"They played defense a lot better than they did earlier in the year, but I know they would," said Miami coach Dennis Erickson. "We knew they were good."

"I think they are one of the top two or three teams in the nation if not the best."

No one could top the Irish special teams Saturday. Raghib Ismail returned a kickoff 94 yards in the first half for a touchdown and sophomore placekicker Craig Hentrich established a Notre Dame record with five goals.

Despite three first-half turnovers, Notre Dame's offense was nearly as spectacular, given the strength and speed of the Hurricanes. Miami's defense came n ranked No. 2 against the run, allowing 62 yards a game. Then the Irish rolled up 276 yards on the ground and 429 in all.

"This wasn't a coaching win or an individual win," said Irish coach Lou Holtz. "It was a team effort, a player's win. There were a lot of heroes who didn't even get on the field today. It's a game our players will remember for the rest of their lives. I know I'll remember if for the rest of my life."

The Irish defense started to assert its control in the second half. Trailing 17-16, Notre dame shut down Miami during the first series, recovered a fumble during the second and forced a 27-yard punt in the third.

Despite controlling the ball for 10:46 of the period, the Irish had only field goals of 36 and 35 yards from Hentrich to show for as they closed out the quarter with a 22-17 lead.

Miami started a nine-play, 72-yard drive late in the period but it stalled with three incompletions from the eight. With 14:01 to play, Carlos Huerta booted a 25-yarder to pull the Hurricanes within two, 22-20.

The Canes got it back three minutes later and went 60 yards in three plays. But on third and seven from the Notre Dame 33, Erickson got pushed from the pocket and lofted a pass down the right side. He was trying to throw it away and didn't throw it far enough. Lyght made the leaping interception at the 10 and returned it to the 23.

From there the Irish set off on a seven-play, 77-yard drive. The final 21 yards came on third-and-four on a play the Irish had not practiced all week and just inserted into the game plan after break-fast.

Quarterback Rick Mirer retreated straight back from a seven-man Miami rush and floated the ball over the middle to fullback Rod Culver coming out of the backfield. He headed toward the sidelines, picked up a block from Tony Brooks and dragged safety Darryl Williams the final five yards for the TD.

Hentrich's PAT made it 29-29, but 6:16 still remained, plenty of time for Erickson. Starting from the Hurricanes' 37, Erickson got Miami to the ND 25 in four plays. On second and two from the 25 fullback, Leonard Conley broke contain and got free on the sidelines. He got inside the Irish 10 and was struggling for the extra yardage when he was hit by Greg Davis. The ball popped free and Stonebreaker fell on it for the Irish at the two with 4:44 to play.

Notre Dame's offensive line then did its best work. Keeping it on the ground, the Irish peeled off three first downs to run out the clock.

Besides Hentrich's clutch field-goal work, the Irish got 268 all-purpose yards from Ismail and 153 passing yards from Mirer. Erickson finished with 355 passing yards – the fourth-best performance of his career.

"We beat an awfully good football team today," said Holtz. "They are one of the best teams we've faced since I've been at Notre Dame."

FINAL STATISTICS

Score by Quarters	1	2	3	4	Score
Miami	10	7	0	3	- 20
Notre Dame	10	6	6	7	- 29

First Quarter

12:17	UM	McGuire 1 yd run (Huerta kick), 6-25 2:39
6:51	ND	Hentrich 25 yd field goal, 12-58 5:26
1:43	UM	Huerta 23 yd field goal, 5-40 1:53
1:30	ND	Ismail 94 yd kickoff return (Hentrich kick)

Second Quarter

11:48	ND	Hentrich 44 yd field goal, 8-39 2:26
8:10	UM	Erickson 1 yd run (Huerta kick), 9-80 3:38
4:16	ND	Hentrich 34 yd field goal, 8-43 3:54

Third Quarter

5:24	ND	Hentrich 36 yd field goal, 7-7 3:19
1:45	ND	Hentrich 35 yd field goal, 6-16 2:16

Fourth Quarter

14:01	UM	Huerta 25 yd field goal, 11-72 2:44
6:16	ND	Culver 21 yd pass from Mirer (Hentrich kick), 7-77 3:03

	ND	UM
First Downs	24	24
Rushing	15	9
Passing	6	15
Penalty	3	0
Rushing Attempts	59	34
Yards Gained Rushing	305	144
Yards Lost Rushing	29	26
Net Yards Rushing	276	118
Net Yards Passing	153	355
Passes Attempted	16	36
Passes Completed	8	20
Interceptions Thrown	1	2
Total Offensive Plays	75	70
Total Net Yards	429	473
Average Gain Per Play	5.7	6.8
Fumbles: Number Lost	2-2	2-2
Penalties: Number-Yards	6-51	6-60
Punts-Yards	1-40	4-126
Average Yards Per Punt	40	31.5
Punt Returns-Yards	0-0	0-0
Kickoff Returns-Yards	4-158	4-80
Interception Returns-Yards	2-15	1-27
Time of Possession	35:44	24:16
Third Down Conversions	5-13	4-11

RUSHING: Notre Dame-Ismail 13-100; Culver 21-72; T. Brooks 11-53; Mirer 11-34; Watters 3-17. Miami-McGuire 20-52; Conley 7-39; Erickson 7-27.

PASSING: Notre Dame-Mirer 8-16-1-153. Miami-Erickson 20-36-2-355.

RECEIVING: Notre Dame-T. Smith 2-56; Culver 2-28; Ismail 1-24; Watters 1-23; Brown 1-13; Dawson 1-9. Miami-Carroll 6-83; Thomas 5-114; Hill 5-71; Conley 2-39; R. Bethel 1-26; Copeland 1-22.

INTERCEPTIONS: Notre Dame-Lyght 1-13. Miami-D. Williams 1-27.

LAST MEETING WITH MIAMI IN MIAMI (NOV. 25, 1989 • ORANGE BOWL)**No. 7 Miami Bests No. 1 Notre Dame, 27-10**

Hurricanes snap the Irish 23-game winning streak in the process.

MIAMI (AP) -- There wasn't much debate on what broke Notre Dame's back.

With a 22-play, 11-minute drive, Miami might have broken a record.

Left to ponder their 27-10 loss to Miami in the Orange bowl, the Irish will look back on the longest 11 minutes in its season, a Miami possession that had Irish hope soaring at one point and heartache dousing it a few seconds later.

The No. 1 Irish, who saw a 23-game winning streak come to an end and No. 7 Miami's Orange Bowl win streak extended 32 games, came unglued all over at critical points.

Miami's speed was primarily responsible.

"It's been a while since we lost," said Irish coach Lou Holtz whose club now stands 11-1 and it all but out of the race for a second straight national championship. "But if we had to lose it's great to lose to a quality team like Miami."

In a month Notre Dame will return to this site of five straight losses to meet Colorado in the Orange Bowl, Jan. 1.

Trailing 17-10 to start the second half, Miami embarked on a weirdly impressive 22-play scoring drive that started at the 20 following a kickoff.

Miami's first big play in the drive came at its own 39. Facing fourth-down situation Miami coach Dennis Erickson felt confident going for it and fullback Steve McGuire got just enough for the first.

Then a personal foul penalty set it back to the 25. A sack of Craig Erickson by Eric Jones caused a fumble that Notre Dame defensive end Devon McDonald battled and bobbed long enough for Miami to slip in and recover.

"We made some mistakes," Holtz acknowledged. "But to address those would take a lot away from Miami. Though this was not our best performance, Miami was the better team tonight."

Facing a third-and-44 from the 7, Randal Hill slipped behind Stan Smagala and Pat Terrell for a 44-yard gain.

It meant first down, momentum and the beginning of the end for the Irish.

There were still four third-down conversions to get over before Miami finally scored — on third down from the 5 — on Erickson's pass to Dale Dawkins at the back of the end zone.

Not only did the Hurricanes go up 14, they also whittled away 11 minutes of precious time — against the wind.

"That was the longest drive I've ever been associated with," said Erickson. "I've never been around a win like this," he said. "It was the greatest win I've ever been associated with. We played well the whole time."

Notre Dame didn't get far trying to play catchup against Miami's quickness.

And its last shot at a rally died at the 12 we Raghieb Ismail dropped a Tony Rice pass at the three. That drive had started inside the Irish 10 when Ricky Watters had fielded a Miami punt at the 20 and ran backward trying to get behind a wall of blockers only to be driven out of bounds at the five,

It was that kind of night for the Irish. Where they went the Hurricanes were waiting — even after losing their starting cornerbacks to injuries in the first quarter.

"They expected our quickness because everybody knows how quick our defense is," mentioned Miami defensive tackle Russell Maryland. "But expecting our quickness and doing something about it are two different things. We used our quickness to our advantage."

Notre Dame's offense, carrying a 36-point scoring average into the game, was motionless most of the night against the top-ranked defense in the country — it contributed only a field goal. The other Irish points came on Ned Bolcar's 49-yard interception return for a touchdown in the second quarter that tied the game at 10.

Averaging 301 yards on the ground, coming into the game, Notre Dame squeezed out only 142 and the passing game wasn't close to helpful with Rice completing only seven of 15 for 106 yards and two interceptions. The club's leading ball carrier also didn't have much room to run, finishing with 50 in 20 carries.

Notre Dame's defense limited Miami to 95 yards on the ground with the help of four Erickson sacks, but he completed 16 of 26 for 210 yards and two touchdowns. They were devastating in the third-down conversion category, registering 11 of 17, including two for touchdowns.

"Four or five big plays determine the outcome of a football game," said Holtz. "Miami had more."

Miami held prime real estate in its first possession, starting at its own 47 following Craig Hentrich's 21-yard punt. With a big third-down pass to Dale Dawkins covering 27 yards, the 'Canes worked it to the 12, before settling for Carlos Huertas 35-yard field goal.

The Irish managed only one first down on its next possession before Rice overthrew Raghieb Ismail and Roland Smith tracked it down for an interception at the Hurricanes' 11. But Notre Dame held.

On second-and-17 from the Miami 45, Notre Dame blitzed and the Hurricanes picked it up. With time, Erickson waited until Dale Dawkins slipped by Greg Davis who had the man-to-man coverage. Erickson was perfect with the pass and Dawkins pulled away from Davis for the 55-yard score. Huerta's PAT made it 10-0 heading into the second quarter.

Rice basically took over the offense himself. With seven carries and two third-down completions in a 15-play drive, Rice pushed the Irish all the way to the 15. A big break then salvaged some points.

On second-and-1 from the 15 Anthony Johnson took a handoff up the middle and bounced off a couple of tackles to get to the four. As he was going down, safety Charles harms pushed the ball from Johnson's arm, but officials rules that Johnson was downed when the fumble occurred. Replayed showed otherwise. Nevertheless, the Irish couldn't go anywhere from there and settled for Bill Hackett's 22-yard field goal.

The Irish drove it to the 33 before being stopped on fourth down — just inches short on Johnson's run on third-down-3.

FINAL STATISTICS**Score by Quarters**

	1	2	3	4	Score
Notre Dame	0	10	0	0	- 10
Miami	10	7	7	3	- 27

First Quarter

9:41 UM Huerta 35 yd field goal, 7-36 2:57

0:04 UM Dawkins 55 yd pass from Erickson (Huerta kick), 5-69 1:55

Second Quarter

8:23 ND Hackett 22 yd field goal, 15-80 6:41

2:08 ND Bolcar 49 yd interception return (Hentrich kick)

0:24 UM McGuire 5 yd run (Huerta kick), 3-8 0:13

Third Quarter

4:13 UM Dawkins 5 yd pass from Erickson (Huerta kick) 22-80 10:47

Fourth Quarter

1:44 UM Huerta 32 yd field goal, 11-77 5:20

	ND	UM
First Downs	15	15
Rushing	10	7
Passing	5	8
Penalty	0	0
Rushing Attempts	45	39
Yards Gained Rushing	178	157
Yards Lost Rushing	36	62
Net Yards Rushing	142	95
Net Yards Passing	106	210
Passes Attempted	16	26
Passes Completed	7	16
Interceptions Thrown	2	1
Total Offensive Plays	61	65
Total Net Yards	248	305
Average Gain Per Play	4.1	4.7
Fumbles: Number Lost	2/0	2/0
Penalties: Number-Yards	3/25	2/20
Punts-Yards	3/112	4/168
Average Yards Per Punt	37.3	42.0
Punt Returns-Yards	2/-11	0/0
Kickoff Returns-Yards	5/42	1/22
Interception Returns-Yards	1/49	2/50
Time of Possession	29:52	30:08
Third Down Conversions	2/10	11/17
Fourth Down Conversions	1-4	1/1
Sacks By-Yards	4/26	3/12

RUSHING: Notre Dame-Rice 20-50; Watters 8-32; Ismail 4-29; Johnson 9-26; Culver 1-9; Mirer 2-0; Levins 1-(-4). Miami-McGuire 21-83; Conley 13-65; Erickson 4-(-56); Johnson 1-3.

PASSING: Notre Dame-Rice 7-15-2-106; Mirer 0-1-0-0. Miami-Erickson 16-26-1-210.

RECEIVING: Notre Dame-Brown 2-19; Watters 2-18; Ismail 1-19; Pollard 1-42; Johnson 1-8. Miami-Conley 4-12; Dawkins 7-123; Hill 4-68; Chudzinski 1-7.

INTERCEPTIONS: Notre Dame-Bolcar 1-49. Miami-Clark 1-50.

ANOTHER MEMORABLE MEETING WITH MIAMI (OCT. 15, 1988 • NOTRE DAME STADIUM) No. 4 Shocks Top-Ranked and Undefeated Miami, 31-30

Irish snap Hurricanes 36-game regular season winning streak.

NOTRE DAME, Ind. (AP) -- The edge of the seats in Notre Dame Stadium may be worn thin, but the Stadium's magic is alive and well.

And so is Notre Dame's football program.

When Pat Terrell batted away Steve Walsh's two-point conversion pass with 45 seconds to play, the Irish locked up a stunning 31-30 upset of No. 1-ranked Miami.

Erased was Miami's mystique and all the embarrassment it has handed the Irish in recent years.

Walsh had his most prolific day and was saddled with his first loss in 17 college starts. The Miami regular-season winning streak is over at 36 games and its road win streak is ended at 20.

Notre Dame had lost the last four emotional encounters by an embarrassing 133-20 margin and made it seem like ancient history with the one-point triumph.

Both clubs made mistakes and caused mistakes. Notre Dame made the big play that counted.

Its defense was on the spot in the final two minutes.

The Irish led 31-24 when Tony Rice was hit hard to force a fumble on third-and-17 from the 21. The Hurricanes' Greg Mark recovered and the Irish were in trouble.

Miami got four yards in three plays, then faced a fourth-and-six from the 11. Walsh, who completed 31 of 50 for 424 yards, four TDs and three interceptions, lofted a pass to the right front corner of the end zone and Andre Brown made a lunging reception for the touchdown.

Miami coach Jimmy Johnson said there was never any doubt about the choice of going for the two-point conversion.

Walsh dropped back and had time. But as he started to get pressure from tackle George Williams, he lofted the pass toward tailback Leonard Conley in the end zone. Terrell, in man-to-man coverage, had him blanketed and stepped in front to knock it away.

Miami went with an onside-kick attempt -- it had own at Michigan, 31-30, after recovering an onside kick -- but Anthony Johnson smothered it at the Miami 44. All Notre Dame had to do was ride out 42 seconds to sign another chapter to its glorious history.

The Irish couldn't stop Miami unless it took the ball away. It did seven times -- three on interceptions and four on fumble recoveries. The Irish gave it back three times.

The most controversial Miami miscue came with seven minutes to go. On fourth-and-seven at the Irish 11, Walsh hit Cleveland Gary with a short pass. Strong safety George Streeter hit Gary near the end zone and the ball popped loose at the one. Mike Stonebreaker recovered.

Notre Dame, shuffling in eight offensive linemen because of injuries, drew first blood with a 75-yard, 12-play drive capped by Rice's seven-yard run.

Walsh answered early in the second quarter when he drove the Hurricanes 68 yards in eight plays. Brown caught the eight-yard TD pass for a 7-7 tie.

Notre Dame got a couple in the second quarter. Rice hooked up with Raghbi Ismail on a 57-yard pass on third and 13 from the Irish 17 then finished off the 80-yard drive with a 9-yard scoring toss to Braxton Banks.

Less than two minutes later, Terrell stepped in front of a Walsh pass that was tipped by defensive end Frank Stams and returned it 60 yards for the score. Reggie Ho's third PAT gave the Irish a 21-7 lead.

Walsh only needed five minutes to erase it, ending one drive with a 23-yards TD pass to Conley on fourth and five, and the other on a 15-yard pass to Gary.

The Irish could have felt good about the halftime tie had it not been the ease with which Miami punched in its second and third touchdowns.

They started over at half and it got crazier.

Rice was intercepted by Bubba McDowell at the Miami 42. But on first down, Conley was hammered by Jeff Alm and Stams recovered the fumble.

The Irish got into field-goal range, but Bill Hackett's 43-yard attempt was blocked.

The Irish defense held. On fourth-and-three at the 47, Miami tried a fake punt and failed. Reserve quarterback Steve Belles made the stop on upback Matt Britton.

From the 46, the Irish took two plays to get in. Rice and Ricky Watters hooked up on a 44-yard pass play and Pat Eilers went the final two yards.

Miami drove again to the Irish 25 when 6-foot-6 defensive lineman Alm picked off a Walsh pass two yards off the line.

Miami made good on its first possession of the final quarter when Carlos Huerta hit a 23-ard field goal to close the gap 31-24.

FINAL STATISTICS

Score by Quarters

	1	2	3	4	Score
Miami	0	21	0	9	- 30
Notre Dame	7	14	10	0	- 31

First Quarter

3:36 ND Rice 7 yd run (Ho kick), 12-75 5:58

Second Quarter

12:40 UM Brown 8 yd pass from Walsh (Huerta kick), 8-68 3:53
7:34 ND Banks 9 yd pass from Rice (Ho kick), 11-80 5:06
5:42 ND Terrell 60 yd interception return (Ho kick)
2:16 UM Conley 23 yd pass from Walsh (Huerta kick), 8-61 3:17
0:21 UM Gary 15 yd pass from Walsh (Huerta kick), 7-54 0:48

Third Quarter

8:09 ND Eilers 2 yd run (Ho kick), 2-46 0:13
0:37 ND Ho 27 yd field goal, 9-65 4:29

Fourth Quarter

13:07 UM Huerta 23 yd field goal, 9-68 2:30
0:45 UM Brown 11 yd pass from Walsh (Walsh pass failed), 4-14 1:25

	ND	UM
First Downs	16	26
Rushing	8	2
Passing	7	23
Penalty	1	1
Rushing Attempts	49	28
Yards Gained Rushing	162	73
Yards Lost Rushing	49	16
Net Yards Rushing	113	57
Net Yards Passing	218	424
Passes Attempted	18	50
Passes Completed	10	31
Interceptions Thrown	1	3
Total Offensive Plays	67	78
Total Net Yards	331	481
Average Gain Per Play	7.9	6.2
Fumbles: Number Lost	3-2	4-4
Penalties: Number-Yards	5-39	6-34
Punts-Yards	4-151	1-25
Average Yards Per Punt	37.7	25.0
Punt Returns-Yards	0-0	2-21
Kickoff Returns-Yards	2-41	6-74
Interception Returns-Yards	3-72	1-0
Time of Possession	31:01	28:59
Third Down Conversions	8-16	7-14

RUSHING: Notre Dame-T. Brooks 13-56; Rice 21-20; Banks 7-21; Green 4-6; Watters 1-5; Johnson 2-3; Eilers 1-2. Miami-Gary 12-28; Conley 10-27; Crowell 3-7; Bratton 1(-)-1.

PASSING: Notre Dame-Rice 8-16-1-195; Graham 2-2-0-23. Miami-Walsh 31-50-3-424.

RECEIVING: Notre Dame-Ismail 4-96; Brown 2-46; Watters 1-44; Green 1-21; Banks 1-9; Graham 1-2. Miami-Gary 11-130; Brown 8-125; Chudzinski 6-85; Conley 3-41; Dawkins 2-35; Hill 1-8.

INTERCEPTIONS: Notre Dame-Terrell 1-60; Francisco 1-9; Alm 1-3. Miami-McDowell 1-0.

THE LAST TIME

NOTRE DAME

Rushing

Had 400 or more yards:at Boston College, 1996 (426)
Had 300 or more yards:at Stanford, 2003 (320)
Had 70 or more rushing attempts:vs. Michigan State, 1991 (76)
Had 60 or more rushing attempts:vs. Navy, 2007 (63)
Had 50 or more rushing attempts:vs. Navy, 2008 (51)
Had six or more rush TDs:vs. Navy, 1996 (6)
Had five or more rush TDs:at USC, 2000 (5)
Had four or more rush TDs:vs. Navy, 2007 (4)
Had two players with 100 rush yards in a game:vs. Stanford, 2002 (Rashon Powers-Neal 108, Ryan Grant 103)

Passing

Had 500 or more yards:at USC, 1970 (526)
Had 400-499 yards:vs. Navy, 2009 (452)
Had 300-399 yards:vs. Tulsa, 2010 (334)
Had 50 or more pass attempts:vs. Tulsa, 2010 (56)
Had 40 or more pass attempts:at Boston College, 2010 (45)
Had 30-39 pass attempts:vs. Navy, 2010 (38)
Had 35-39 pass completions:vs. Navy, 2009 (37)
Had 30-34 pass completions:vs. Tulsa, 2010 (33)
Had 25-29 pass completions:vs. Navy, 2010 (25)
Had six or more passing TDs:vs. BYU, 2005 (6)
Had five or more passing TDs:at Stanford, 2009 (5)
Had four or more passing TDs:vs. Tulsa, 2010 (4)
Had three or more passing TDs:vs. Utah, 2010 (3)
Had five or more passes intercepted:vs. USC, 1967 (7)
Had four or more passes intercepted:at Boston College, 2008 (4)
Had three or more passes intercepted:at USC, 2010 (3)

Receiving

Had two players with 100 receiving yards in a game:at Pittsburgh, 2009 (Golden Tate - 113, Michael Floyd - 107)
Had a player with over 150 receiving yards in a game:vs. Western Michigan, 2010 (Michael Floyd - 157)
Had two players with 10 catches in a game:vs. BYU, 2005 (Maurice Stovall - 14, Jeff Samardzija - 10)

Combination Offense

Had a 200-yard passer and 100-yard rusher in a game:vs. Washington State, 2009 (Jimmy Clausen - 268, Robert Hughes - 131)
Had a 100-yard receiver and 100-yard rusher in a game:vs. Michigan State, 2009 (Golden Tate - 127 receiving; Armando Allen Jr. - 115 rush)

Total Offense

Had 600 or more yards total offense:at Stanford, 2005 (663)
Had 500-599 yards total offense:vs. Michigan, 2010 (535)
Had 400-499 yards total offense:vs. Tulsa, 2010 (458)
Had 85 or more plays total offense:vs. Navy, 2007 (90)
Had 75-84 plays total offense:vs. Tulsa, 2010 (80)

Scoring

Scored 60 or more points:vs. Rutgers, 1996 (62)
Scored 50-59 points:at Stanford, 2003 (57)
Scored 40-49 points:vs. Western Michigan, 2010 (44)
Scored 30-39 points:at Boston College, 2010 (31)
Scored a two-point conversion:vs. Stanford, 2010
Allowed 60 or more points:Never
Allowed 50-59 points:at Miami (Fla.), 1985 (58)
Allowed 40-49 points:at Stanford, 2009 (45)
Allowed 30-39 points:vs. Navy, 2010 (35)
Was held scoreless:at Boston College, 2008 (17-0)

Was held scoreless at home:USC, 2007 (38-0)
Was held scoreless on the road:at Boston College, 2008 (17-0)
Was held without offensive touchdown:at USC, 2008 (38-3)
Held opponent scoreless:vs. Nevada, 2009 (35-0)
Held opponent scoreless at home:vs. Nevada, 2009 (35-0)
Held opponent scoreless on the road:at Purdue, 1993 (17-0)
Held opponent without offensive touchdown:vs. Army, 2010 (27-3)
Held opponent scoreless at neutral site:vs. Maryland (Giants Stadium - East Rutherford, NJ), 2002 (22-0)
Held two or more opponents scoreless in a season:2002 vs. Maryland (22-0) vs. Rutgers (42-0)
Held three or more opponents scoreless in a season:1976 vs. Purdue (23-0) at Northwestern (49-0), vs. Oregon (41-0)
Held four or more opponents scoreless in a season:1966 vs. Army (35-0) vs. North Carolina (32-0), at Oklahoma (38-0),vs. Pittsburgh (40-0) vs. Duke (64-0), at USC (51-0)
Held five or more opponents scoreless in a season:1966 vs. Army (35-0) vs. North Carolina (32-0), at Oklahoma (38-0),vs. Pittsburgh (40-0) vs. Duke (64-0), at USC (51-0)
Held six or more opponents scoreless in a season:1966 vs. Army (35-0) vs. North Carolina (32-0), at Oklahoma (38-0),vs. Pittsburgh (40-0) vs. Duke (64-0), at USC (51-0)
Had multiple players with multiple TDs in a game:at Stanford, 2009 (Golden Tate - 3, Michael Floyd - 2)

Turnovers

Did not commit a turnover:vs. Utah, 2010
Committed six or more turnovers:vs. Navy, 1984 (6)
Committed five turnovers:at Boston College, 2008 (5)
Lost four or more fumbles:vs. Michigan State, 1999 (4)
Lost three fumbles:at North Carolina, 2008 (3)
Recorded six or more takeaways:vs. Michigan, 2008 (6)
Recorded five takeaways:vs. Boston College, 2009 (5)
Returned two or more interceptions for TDs:vs. Stanford, 2002 (2)(Shane Walton - 18 yards, Courtney Watson - 34 yards)
Returned an interception for a TD:vs. Army, 2010 (1)(Darrin Walls - 42 yards)
Returned a fumble for a TD:vs. Michigan, 2008 (1)(Brian Smith - 35 yards)

Defense

Held opponent 50 or fewer rushing yards:vs. Western Michigan, 2010 (37)
Held opponent to 100 or fewer passing yards:vs. Army, 2010 (39)
Held opponent to 201-300 yards total offense:at USC, 2010 (261)
Held opponent to 200 or fewer yards total offense:vs. Army, 2010 (174)
Intercepted five or more passes:vs. Purdue, 1988 (5)
Intercepted four passes:at UCLA, 2007 (4)
Intercepted three passes:vs. Boston College, 2009 (3)
Scored a safety:at Stanford, 2003
Recorded nine or more sacks:vs. Rutgers, 1996 (9)
Recorded eight sacks:vs. Hawai'i (Hawai'i Bowl), 2008 (8)
Recorded seven sacks:at Stanford, 2005 (7)
Recorded six sacks:vs. Navy, 2004 (6)
Recorded five sacks:vs. Tulsa, 2010 (5)
Held opponent to 10 or fewer first downs:vs. Army, 2010 (8)

Special Teams

Returned a punt for a TD:at Pittsburgh, 2009 (Golden Tate, 87 yards)
Returned a blocked punt for a TD:vs. Utah, 2010 (Robert Blanton, 6 yards)
Returned a kickoff for a TD:vs. Hawai'i (Hawai'i Bowl), 2008 (Armando Allen Jr., 96 yards)
Returned a blocked FG for a TD:at Air Force, 2006 (Terrail Lambert, 76 yards)
Blocked a punt:vs. Utah, 2010 (Robert Blanton)
Punted 10 or more times:USC, 2007 (10)

THE LAST TIME

Did not punt: vs. Navy, 2009
 Blocked a field goal: vs. Boston College, 2007
 Had a field goal blocked: at Purdue, 2007
 Blocked a PAT kick: vs. Michigan State, 2009
 Scored on a blocked PAT attempt: vs. Texas, 1995
 Missed a kicking PAT: at USC, 2010
 Had a kicking PAT blocked: vs. Tulsa, 2010
 Opponent scored on a blocked PAT attempt: vs. Tulsa, 2010
 Had a punt blocked: at Boston College, 2008

Miscellaneous

Had 30 or more first downs: vs. Navy, 2009 (32)
 Had 20-29 first downs: vs. Tulsa, 2010 (26)
 Was not penalized: at LSU, 1997
 Had 10 or more penalties: vs. Michigan State, 2009 (11)
 Had 120 or more yards in penalties: at Rutgers, 2000 (120)
 Had 40 minutes or more of possession time: vs. Washington State, 2009 (40:54)
 Had 35-40 minutes of possession time: vs. Navy, 2008 (35:33)
 Was involved in a tie game: at USC, 1994 (17-17)
 Was involved in an overtime game: at Michigan State, 2010 (31-34)

A NOTRE DAME PLAYER

Rushing

Rushed for 300 or more yards: Never
 Rushed for 250-299 yards: Julius Jones at Pittsburgh, 2003 (262)
 Rushed for 200-249 yards: Julius Jones at Stanford, 2003 (218)
 Rushed for 175-199 yards: Darius Walker at Stanford, 2005 (186)
 Rushed for 150-174 yards: Darius Walker vs. Army, 2006 (162)
 Rushed for 125-149 yards: Robert Hughes vs. Washington State, 2009 (131)
 Rushed for 100-124 yards: Armando Allen Jr. vs. Michigan State, 2009 (115)
 Quarterback rushed for 100 or more yards: Carlyle Holiday at Boston College, 2001 (109)
 Rushed 40 or more times: Allen Pinkett at LSU, 1984 (40)
 Rushed 35-39 times: Julius Jones vs. BYU, 2003 (35)
 Rushed 30-34 times: James Aldridge vs. Navy, 2007 (32)
 Rushed 25-29 times: Darius Walker vs. Stanford, 2006 (25)
 Rushed for four or more TDs: Emmett Mosley vs. Navy, 1994 (4)
 Rushed for three TDs: Travis Thomas vs. Navy, 2007 (3)
 Rushed for two TDs: Robert Hughes vs. Michigan, 2008 (2)
 Had a run of 80 yards or more: Terrance Howard at West Virginia, 2000 (80)
 Had a run of 70-79 yards: Arnaz Battle vs. Kansas, 1999 (74)
 Had a run of 60-69 yards: Brady Quinn at USC, 2006 (60)
 Had a run of 50-59 yards: Carlyle Holiday at Air Force, 2002 (53)

Passing

Passed for 500 or more yards: Joe Theismann at USC, 1970 (526)
 Passed for 400-499 yards: Jimmy Clausen vs. Navy, 2009 (452)
 Passed for 300-399 yards: Tommy Rees vs. Tulsa, 2010 (334)
 Attempted 50 or more passes: Tommy Rees vs. Tulsa, 2010 (54)
 Attempted 40-49 passes: Dayne Crist at Boston College, 2010 (44)
 Attempted 30-39 passes: Tommy Rees at USC, 2010 (32)
 Completed 30 or more passes: Tommy Rees vs. Tulsa, 2010 (33)
 Completed 20-29 passes: Tommy Rees at USC, 2010 (20)
 Threw six TDs: Brady Quinn vs. BYU, 2005 (6)
 Threw five or more TDs: Jimmy Clausen at Stanford, 2009 (5)
 Threw four or more TDs: Tommy Rees vs. Tulsa, 2010 (4)
 Threw three or more TDs: Tommy Rees vs. Utah, 2010 (3)
 Threw five or more interceptions: Before 1975
 Threw four interceptions: Jimmy Clausen at Boston College, 2008 (4)
 Threw three interceptions: Tommy Rees at USC, 2010 (3)
 Completed a pass of 90 yards or more: Dayne Crist vs. Michigan, 2010 (95)
 Completed a pass of 80-89 yards: Dayne Crist vs. Western Michigan, 2010 (80)
 Completed a pass of 70-79 yards: Jimmy Clausen at Stanford, 2009 (78)

Completed a pass of 60-69 yards: Dayne Crist vs. Washington State, 2009 (64)
 Completed a pass of 50-59 yards: Dayne Crist vs. Michigan, 2010 (53)

Receiving

Caught 15 or more passes: Never
 Caught 10-14 passes: Michael Floyd at USC, 2010 (11)
 Caught seven to nine passes: Michigan Floyd vs. Western Michigan, 2010 (9)
 Had 200 or more yards receiving: Golden Tate at Stanford, 2009 (201)
 Had 175-199 yards receiving: Michael Floyd vs. Nevada, 2009 (189)
 Had 150-174 yards receiving: Michigan Floyd vs. Western Michigan, 2010 (157)
 Had 100-149 yards receiving: Michael Floyd vs. Tulsa, 2010 (104)
 Caught four or more TDs: Maurice Stovall vs. BYU, 2005 (4)
 Caught three TDs: Michigan Floyd vs. Western Michigan, 2010 (3)
 Caught two TDs: Duval Kamara (2) vs. Utah, 2010

Total Offense

Had 500 or more yards total offense: Joe Theismann at USC, 1970 (512)
 Had 400-499 yards total offense: Jimmy Clausen vs. Navy, 2009 (447)
 Had 100 yards both passing and rushing: Jarious Jackson vs. Oklahoma, 1999 (276 passing, 107 rushing)

Scoring

Accounted for four or more touchdowns: Tommy Rees vs. Tulsa, 2010 (4 passing)
 Accounted for three touchdowns: Tommy Rees vs. Utah, 2010 (3 passing)

Defense

Intercepted three or more passes: Shane Walton vs. Maryland, 2002 (3)
 Intercepted two passes: Kyle McCarthy vs. Boston College, 2009 (2)
 Recovered three or more fumbles: Never
 Forced two fumbles: Maurice Crum, Jr. at UCLA, 2007 (2)
 Recovered two fumbles: Brian Smith vs. Michigan, 2008 (2)
 Recorded 20 or more tackles: Manti Te'o vs. Stanford, 2010 (21)
 Recorded 15-20 tackles: David Bruton (16), Kyle McCarthy (15) vs. Pittsburgh, 2008
 Recorded 10-14 tackles: Manti Te'o (10) vs. Western Michigan, 2010

Special Teams

Scored 15 or more points kicking: Nick Tausch vs. Washington, 2009 (17)
 Scored 10-14 points kicking: David Ruffer vs. Pittsburgh, 2010 (11)
 Kicked five or more field goals: Nick Tausch vs. Washington, 2009 (5)
 Kicked four field goals: Brandon Walker vs. Pittsburgh, 2008 (4)
 Kicked two field goals of 50 or more yards: Never
 Kicked a field goal of 50 or more yards: David Ruffer vs. Pittsburgh, 2010 (50)
 Kicked a punt 70 or more yards: Jim Yoder vs. Texas, 1971 (71)
 Kicked a punt 60-69 yards: Geoff Price vs. Penn State, 2006 (62)
 Punted 10 or more times: Geoff Price vs. USC, 2007 (10)
 Totaled 175 or more kickoff return yards: Raghib Ismail at Michigan, 1989 (192)
 Totaled 100 or more punt return yards: Golden Tate at Pittsburgh, 2009 (101)

AN OPPOSING TEAM

Rushing

Had 400 or more yards: Pittsburgh, 1975 (411)
 Had 300-399 yards: Navy, 2010 (367)
 Had 200-299 yards: Tulsa, 2010 (203)
 Had 50 or more rushing attempts: Navy, 2010 (60)
 Had five or more rush TDs: USC, 2005 (5)
 Had four rush TDs: Navy, 2010 (4)
 Had two or more players with 100 rush yards in a game: Navy, 2009
 (Vince Murray - 158, Ricky Dobbs - 102)

Passing

Had 400 or more yards: Washington, 2005 (408)
 Had 300-399 yards: USC, 2009 (380)

THE LAST TIME

Had 60 or more pass attempts:	Tennessee, 1990 (60)
Had 50-59 pass attempts:	Purdue, 2008 (55)
Had 40-49 pass attempts:	Utah, 2010 (40)
Had 30 or more pass completions:	Purdue, 2010 (31)
Had five or more passing TDs:	USC, 2004 (5)
Had four passing TDs:	USC, 2007 (4)
Had three passing TDs:	Purdue, 2009 (3)

Receiving

Had two players with 100 receiving yards in a game:	USC, 2009
.....	(Anthony McCoy 153, Damien Williams 108)

Total Offense

Had 600 or more yards total offense:	Ohio State, 2006 Fiesta Bowl (617)
Had 500-599 yards total offense:	Michigan, 2010 (532)
Had 400-499 yards total offense:	Navy, 2010 (438)
Had 80 or more plays:	Michigan, 2010 (81)
Had 75-79 plays:	Stanford, 2010 (76)

Scoring

Scored 60 or more points:	Never
Scored 50-59 points:	Miami (Fla.), 1985 (58)
Scored 40-49 points:	Stanford, 2009 (45)
Scored 30-39 points:	Navy, 2010 (35)
Scored a two-point conversion:	Stanford, 2010

Turnovers

Did not commit a turnover:	Navy, 2010
Had three or more fumbles lost:	Michigan, 2008 (4)
Intercepted five or more passes:	USC, 1967 (7)
Intercepted four passes:	Purdue, 2003 (4)
Intercepted three passes:	USC, 2010 (3)
Returned an interception for a TD:	Tulsa, 2010
.....	(Shawn Jackson - 66 yards)
Returned a fumble for a TD:	Air Force, 2007
.....	(John Rabold - 19 yards)

Defense

Held ND to 10 or fewer first downs:	USC, 2007 (10)
Scored a safety:	Purdue, 2010
Held ND to 50 or fewer rushing yards:	Stanford, 2010 (44)
Held ND to 101-200 passing yards:	USC, 2010 (149)
Held ND to 100 or fewer passing yards:	UCLA, 2007 (94)
Held ND to 201-300 yards total offense:	USC, 2010 (296)
Held ND to 200 or fewer yards total offense:	USC, 2007 (165)

Special Teams

Returned a punt for a TD:	Tulsa, 2010 (Damaris Johnson - 59 yards)
Returned a blocked punt for a TD:	Michigan State, 2004
.....	(Jerramy Scott - 0 yards)
Returned a kickoff for a TD:	Michigan, 2009 (Darryl Stonum - 94 yards)
Punted 10 or more times:	Boston College, 2010 (11)
Did not punt:	Miami (Fla.), 1985
Missed a kicking PAT:	Michigan State, 2009

Miscellaneous

Had 30 or more first downs:	LSU, 2007 Sugar Bowl (31)
Had 20-29 first downs:	Navy, 2010 (21)
Had 10 or more penalties:	Utah, 2010 (11)
Had 100 or more yards in penalties:	Tulsa, 2010 (133)
Had 35 minutes or more of possession time:	Navy, 2010 (35:49)
Had one 100-yard receiver and one 100-yard rusher:	Michigan State, 2010
.....	(Le'Veon Bell, 114 rushing, B.J. Cunningham, 101 receiving)

AN OPPOSING PLAYER**Rushing**

Rushed for 300 or more yards:	Tony Dorsett, Pittsburgh, 1975 (303)
Rushed for 200-299 yards:	Alexander Teich, Navy, 2010 (210)
Rushed for 150-199 yards:	Dion Lewis, Pittsburgh, 2009 (154)
Rushed for 100-149 yards:	Stepfan Taylor, Stanford, 2010 (108)
Rushed 40 or more times:	Craig Heyward, Pittsburgh, 1987 (42)
Rushed 30-39 times:	Ricky Dobbs, Navy, 2009 (31)
Rushed 25-29 times:	Alexander Teich, Navy, 2010 (26)
Rushed for five or more TDs:	Walter Reyes, Syracuse, 2003 (5)
Rushed for four or more TDs:	Walter Reyes, Syracuse, 2003 (5)
Rushed for three or more TDs:	Ricky Dobbs, Navy, 2010 (3)
Rushed for two or more TDs:	Alex Carder, Western Michigan, 2010 (2)
Had a run of 80 yards or more:	Denard Robinson, Michigan, 2010 (87)
Had a run of 70-79 yards:	Walter Reyes, Syracuse, 2003 (71)
Had a run of 60-69 yards:	Javon Ringer, Michigan State, 2008 (63)
Had a run of 50-59 yards:	Alexander Teich, Navy, 2010 (54)

Passing

Passed for 500 or more yards:	Never
Passed for 400-499 yards:	Matt Leinart, USC, 2004 (400)
Passed for 300-399 yards:	Matt Barkley, USC, 2009 (380)
Attempted 60 or more passes:	Andy Kelly, Tennessee, 1990 (60)
Attempted 50-59 passes:	Curtis Painter, Purdue, 2008 (55)
Attempted 40-49 passes:	Alex Carder, Western Michigan, 2010 (43)
Completed 30 or more passes:	Robert Marve, Purdue, 2010 (31)
Completed 20-29 passes:	Jordan Wynn, Utah, 2010 (24)
Threw five or more TDs:	Matt Leinart, USC, 2004 (5)
Threw four TDs:	Mark Sanchez, USC, 2007 (4)
Threw three TDs:	Joey Elliott, Purdue, 2009 (3)
Completed a pass of 90 yards or more:	Kyle Orton, Purdue, 2004 (97)
Completed a pass of 80-89 yards:	Curtis Painter, Purdue, 2006 (88)
Completed a pass of 70-79 yards:	Joe Dailey, North Carolina, 2006 (72)
Completed a pass of 60-69 yards:	Matt Barkley, USC, 2009 (60)
Completed a pass of 50-59 yards:	Chase Rettig, Boston College, 2010 (58)

Receiving

Caught 10 or more passes:	Juan Nunez, Western Michigan, 2010 (11)
Caught seven to nine passes:	Bobby Swigert, Boston College, 2010 (7)
Had 200 or more yards receiving:	Selwyn Lymon, Purdue, 2006 (238)
Had 150-199 yards receiving:	Rich Gunnell, Boston College, 2009 (179)
Had 100-149 yards receiving:	Juan Nunez, Western Michigan, 2010 (103)
Caught three or more TD passes:	Dwayne Jarrett, USC, 2006 (3)
Caught two TD passes:	Jeff Solomon, Washington State, 2009 (2)

Scoring

Accounted for five or more touchdowns:	Matt Leinart, USC, 2004 (5 passing)
Accounted for four touchdowns:	Ricky Dobbs, Navy, 2010 (3 rushing, 1 passing)
Accounted for three touchdowns:	Denard Robinson, Michigan, 2010 (2 rushing, 1 passing)

Defense

Intercepted three or more passes:	Rod Johnson, N.C. State, 2003 (3)
Intercepted two passes:	Ketric Buffin, Navy, 2008 (2)
Recorded three or more sacks:	Bruce Davis, UCLA, 2007 (3.0)
Recorded two sacks:	Nick Perry and Everson Griffen, USC, 2009 (2.0)

Special Teams

Kicked four or more field goals:	Nate Whitaker, Stanford, 2010 (5)
Kicked a field goal 50 or more yards:	Matt Payne, BYU, 2004 (53)
Kicked a punt of 65 or more yards:	Jared Armstrong, Purdue, 2006 (69)
Totalled 100 or more kick return yards:	Darryl Stonum, Michigan, 2010 (101)

5 ARMANDO ALLEN JR.



Opa Locka, Fla. (Hialeah-Miami Lakes)
 Birthdate: 4-30-89

Running Back SR 5-10 205

ALLEN'S AWARDS & HONORS

- ▶ Doak Walker Award Watch List
- ▶ #22 draft eligible RB (Phil Steele)

ALLEN'S PLACE IN THE IRISH RECORD BOOKS

- ▶ Single-Game Kickoff Returns (Nov. 10, 2007 vs. Air Force, 6, t-3rd)
- ▶ Single-Season Receiving Yards By Running Back (2008, 355, 8th)
- ▶ Single-Season Receptions By Running Back (2008, 50, 2nd)
- ▶ Single-Season Receptions By Running Back (2009, 28, 7th)
- ▶ Single-Season Kickoff Returns (2007, 33, 2nd)
- ▶ Single-Season Kickoff Returns (2008, 21, 9th)
- ▶ Single-Season Kickoff Return Yards (2007, 704, 2nd)
- ▶ Single-Season Kickoff Return Yards (2008, 543, 6th)
- ▶ Single-Season Total Punt/Kickoff Return Yards (2007, 704 KR, 0 PR, 6th)
- ▶ Single-Season Total Punt/Kickoff Return Yards (2008, 543 KR, 66 PR, 10th)
- ▶ Career Receptions By Running Back (119, 1st)
- ▶ Career All-Purpose Yards (4337, 5th)
- ▶ Career Rushing Attempts (469, 10th)
- ▶ Career Receiving Yards By Running Back (833, 4th)
- ▶ Career Kickoff Returns (54, 3rd)
- ▶ Career Kickoff Return Yards (1247, 4th)
- ▶ Career Total Punt/Kickoff Return Yards (1247 KR, 113 PR, 5th)

ALLEN'S CAREER HIGHS

- Carries:** 24, Connecticut (Nov. 21, 2009)
- Rushing Yards:** 139, at Michigan (Sept. 12, 2009)
- Longest Rush:** 30, at Boston College (Oct. 2, 2010)
- Rushing Touchdowns:** 1, eight times
- Pass Attempts:** 1, three times
- Pass Completions:** 1, three times
- Passing Yards:** 10, at UCLA (Oct. 6, 2007)
- Longest Completion:** 10, at UCLA (Oct. 6, 2007)
- Passing Touchdowns:** 1, Michigan State (Sept. 19, 2009)
- Receptions:** 9, at Boston College (Nov. 8, 2008)
- Receiving Yards:** 70, at Michigan State (Sept. 18, 2010)
- Longest Reception:** 41, vs. Hawai'i (Dec. 24, 2008)
- Receiving Touchdowns:** 1, three times
- Kick Returns:** 6, Air Force (Nov. 10, 2007)
- Kick Return Yards:** 147, at Michigan State (Sept. 20, 2008)
- Longest Kick Return:** 96, vs. Hawai'i (Dec. 24, 2008)
- Kick Return Touchdowns:** 1, vs. Hawai'i (Dec. 24, 2008)
- Punt Returns:** 3, at Michigan State (Sept. 20, 2008)
- Punt Return Yards:** 38, Purdue (Sept. 4, 2010)
- Longest Punt Return:** 38, Purdue (Sept. 4, 2010)
- Most All-Purpose Yards:** 247, Purdue (Sept. 27, 2008)

SENIOR SEASON (2010): Saw action against Purdue, Michigan, Michigan State, Stanford, Boston College, Pittsburgh, Western Michigan and Navy (started each contest except Western Michigan) ... led the Irish in rushing in seven of those eight games ... ranks second on the Irish in rushing, totaling 514 yards and two touchdowns ... registered 138 yards receiving on the year ... has registered five plays this season of 20 yards or more, including three rushes, one reception and one punt return ... has collected 14 rushes of 10 yards or more ... 29 of 107 carries have resulted in a touchdown or first down ... five of eight rushing attempts on third down plays have resulted in a touchdown or first down ... six of 17 receptions have resulted in a touchdown or first down ... one of two third down receptions have resulted in a touchdown or first down ... holds the highest career average of rushing yards per game on the Notre Dame offense at 64.2 ... helped the Irish grab an early first-quarter lead in season opener against Purdue with a 22-yard touchdown run ... rushed for 98 yards on 18 carries against the Boilermakers ... registered 89 yards on 15 carries versus Michigan ... snatched an 18-yard reception against Michigan State ... ran for a two-point conversion following sophomore WR Theo Riddick's touchdown against Stanford ... rushed for 90 yards and a touchdown on 19 carries against the Cardinal ... registered a career-long 30-yard run on Notre Dame's opening touchdown drive against Boston College ... saw limited action against Western Michigan and Navy due to a sore hip ... finished out the year from the sideline after undergoing surgery on each hip ... rushed for 2,144 yards in his career, but also hauled in 119 receptions for 833 yards, added 1,247 yards on kickoff returns and another 113 yards on punt returns ... holds the school record for career receptions by a Notre Dame running back ... ranks fifth all-time in school history with 4,337 all-purpose yards ... the eighth player in the history of Notre Dame football to eclipse 4,000 career all-purpose yards ... at the time of his season-ending injury, he ranked in the top 20 among all active players in all-purpose running plays (12th, 651), all-purpose running yards per play (17th, 6.66), all-purpose running yards (19th, 4,337) and two-point conversions (t-19th, two) ... **for a complete bio, go to page 47 of the 2010 media guide.**

ALLEN'S CAREER RUSHING STATS

Year	G-S	Att	Yds	TD	LG	Avg/C	Avg/G
2007	12-4	86	348	0	15	4.0	29.0
2008	13-8	134	585	3	21	4.4	45.0
2009	8-7	142	697	3	26	4.9	87.1
2010	8-8	107	514	2	30	4.8	64.2
Total	41-27	469	2144	8	30	4.6	52.3

ALLEN'S CAREER RECEIVING STATS

Year	Rec	Yds	TD	LG	Rec/G	Avg/C	Avg/G
2007	24	124	1	16	2.0	5.2	10.3
2008	50	355	2	41	3.8	7.1	27.3
2009	28	216	0	26	3.5	7.7	27.0
2010	17	138	0	24	2.1	8.1	17.2
Total	119	833	3	41	2.9	7.0	20.3

ALLEN'S CAREER RETURN STATS

Year	KR	Yds	Avg	TD	LG	PR	Yds	Avg	TD	LG
2007	33	704	21.3	0	38	0	0	0.0	0	0
2008	21	543	25.9	1	96	7	66	9.4	0	22
2009	0	0	0.0	0	0	0	0	0.0	0	0
2010	0	0	0.0	0	0	2	47	23.5	0	38
Totals	54	1247	23.1	1	96	9	113	12.6	0	38

ALLEN'S CAREER ALL-PURPOSE STATS


Year	Rush	RCV	PR	KR	IR	Total	Avg/G
2007	348	124	0	704	0	1176	98.0
2008	585	355	66	543	0	1549	119.2
2009	697	216	0	0	0	913	114.1
2010	514	138	47	0	0	699	87.4
Total	2144	833	113	1247	0	4337	105.8



ALLEN'S 2010 GAME BY GAME STATS

2010	Rushing					Receiving				
	Att	Yds	Avg	LG	TD	Rec	Yds	Avg	TD	LG
*PUR (9.4)	18	93	5.2	22	1	1	0	0.0	0	0
*UM (9.11)	15	89	5.9	29	0	1	9	9.0	0	9
*at MSU (9.18)	13	71	5.5	14	0	6	70	11.7	0	18
*STAN (9.25)	15	49	3.3	9	0	2	2	1.0	0	4
*at BC (10.2)	19	90	4.7	30	1	4	26	6.5	0	24
*PITT (10.9)	13	56	4.3	10	0	1	7	7.0	0	7
WMU (10.16)	3	0	0.0	3	0	0	0	0.0	0	0
*at NAVY (10.23)	11	66	6.0	19	0	2	24	12.0	0	17
TULSA (10.30)						Did Not Play				
UTAH (11.13)						Did Not Play				
vs. ARMY (11.20)						Did Not Play				
at USC (11.27)						Did Not Play				

12 ROBERT BLANTON



Matthews, N.C. (Butler)
Birthdate: 9-7-89

Cornerback	JR	6-1	192
------------	----	-----	-----

BLANTON'S AWARDS & HONORS

► #35 Cornerback (Phil Steele)

BLANTON'S CAREER HIGHS

- Tackles:** 8, at Purdue (Sept. 26, 2009)
- Solo Tackles:** 7, at USC (Nov. 29, 2008)
- Assisted Tackles:** 4, Boston College (Oct. 24, 2009)
- Tackles For Loss:** 2.0, twice (last vs. Western Michigan, Oct. 16, 2010)
- Sacks:** 1.0, at Boston College (Oct. 2, 2010)
- Interceptions:** 1, five times (last at Boston College, Oct. 2, 2010)
- Interception Return Yards:** 47, Purdue (Sept. 27, 2008)
- Longest Interception Return:** 47, Purdue (Sept. 27, 2008)
- Interception Return Touchdown:** 1, Purdue (Sept. 27, 2008)
- Forced Fumbles:** None
- Fumble Recoveries:** None
- Pass Breakups:** 2, at Michigan State (Sept. 18, 2010)
- Blocked Punt:** 1, Utah (Nov. 13, 2010)
- Blocked Punt Return Touchdown:** 1, Utah (Nov. 13, 2010)

JUNIOR SEASON (2010): Saw action in all 12 games and started against Army ... totaled 43 tackles on the season, including seven tackles for loss (one sack), which ranks third-best on the team ... the seven tackles for loss are the most by an Irish defensive back since A'Jani Sanders had 10.0 during the 1999 season ... tallied four tackles against Purdue, Michigan, Michigan State and Stanford including two solo stops in each of those games ... recorded two solo stops, one of which was a sack, against Boston College ... registered an interception against the Eagles ... totaled three solo tackles against Pittsburgh ... added six tackles against Western Michigan ... helped the Irish against Tulsa with five stops, including three solo tackles ... blocked a punt against Utah and dashed six yards for a touchdown ... first Irish player to block a punt since Sergio Brown on Dec. 24, 2008, against Hawai'i in the Hawai'i Bowl ... also first Notre Dame player to return a blocked punt for a touchdown since Toryan Smith (14 yards) on Nov. 15, 2008, vs. Navy ... the touchdown was the second of Blanton's career ... he registered a 47-yard interception return for touchdown vs. Purdue on Sept. 27, 2008 ... registered four tackles, including one unassisted take-down during the matchup with Army ... recorded a season-high against USC with four solo tackles to limit the Trojans ... **for a complete bio, go to page 49 of the 2010 media guide.**


BLANTON'S CAREER STATS

Year	G-S	Tackles				Fumbles				
		TT	UT	AT	TFL	Scks	FF	FR	PBU	INT
2008	12-4	33	26	7	3.0-14	0.0-0	0	0	3	2-47
2009	12-8	38	21	17	1.0-1	0.0-0	0	0	2	2-0
2010	12-1	43	26	17	7.0-19	1.0-6	0	0	5	1-(-1)
Total	36-13	114	73	41	11.0-34	1.0-6	0	0	10	5-46

BLANTON'S 2010 GAME BY GAME STATS

2010	TT	UT	AT	TFL	Scks	FF	FR	PBU	INT
PUR (9.4)	4	2	2	0.0-0	0.0-0	0	0-0	0	0-0
UM (9.11)	4	2	2	1.0-2	0.0-0	0	0-0	0	0-0
at MSU (9.18)	4	2	2	0.0-0	0.0-0	0	0-0	2	0-0
STAN (9.25)	4	2	2	0.0-0	0.0-0	0	0-0	1	0-0
at BC (10.2)	2	2	0	2.0-11	1.0-6	0	0-0	0	1-(-1)
PITT (10.9)	3	3	0	0.0-0	0.0-0	0	0-0	1	0-0
WMU (10.16)	6	3	3	2.0-3	0.0-0	0	0-0	0	0-0
at NAVY (10.23)	1	0	1	0.0-0	0.0-0	0	0-0	0	0-0
TULSA (10.30)	5	3	2	1.5-3	0.0-0	0	0-0	0	0-0
UTAH (11.13)	2	2	0	0.0-0	0.0-0	0	0-0	1	0-0
*vs. ARMY (11.20)	3	1	2	0.5-1	0.0-0	0	0-0	0	0-0
at USC (11.27)	5	4	1	0.0-0	0.0-0	0	0-0	0	0-0

72 ALEX BULLARD



Franklin, Tenn. (Brentwood Academy)
Birthdate: 3-20-91

Offensive Tackle	SO	6-3	295
------------------	----	-----	-----

SOPHOMORE SEASON (2010): Made career debut against Michigan State on special-teams ... also saw action against Boston College and Western Michigan ... **for a complete bio, go to page 50 of the 2010 media guide.**

BULLARD'S CAREER STATS

Year	G-S
2009	Did Not Play
2010	3-0
Total	3-0

41 BOBBY BURGER



Cincinnati, Ohio (LaSalle)
 Birthdate: 5-13-88


Tight End/Fullback SR 6-2 248

SENIOR SEASON (2010): Has seen action in all 12 games during his second scholarship season ... recorded one tackle vs. USC ... playing time is predominantly on special teams ... *for a complete bio, go to page 51 of the 2010 media guide.*

BURGER'S CAREER RECEIVING STATS

Year	G-S	Rec	Yds	TD	LG	Rec/G	Avg/C	Avg/G
2009	10-2	2	10	0	9	0.2	5.0	1.0
2010	12-0	0	0	0	0	0.0	0.0	0.0
Total	22-2	2	10	0	9	0.1	5.0	0.5

44 CARLO CALABRESE



Verona, N.J. (Verona)
 Birthdate: 11-25-90

Inside Linebacker SO 6-1 240

CALABRESE'S CAREER HIGHS

- Tackles:** 10, twice (last at Boston College, Oct. 2, 2010)
- Solo Tackles:** 8, at Boston College (Oct. 2, 2010)
- Assisted Tackles:** 7, vs. Michigan (Sept. 11, 2010)
- Tackles For Loss:** 3.5, at Boston College (Oct. 2, 2010)
- Sacks:** 1.5, at Michigan State (Sept. 18, 2010)
- Interceptions:** None
- Forced Fumbles:** None
- Fumble Recoveries:** None
- Pass Breakups:** None

SOPHOMORE SEASON (2010): Has appeared in 10 games during the 2010 season, starting against Purdue, Michigan, Michigan State, Stanford, Boston College, Pittsburgh, Western Michigan and Navy ... missed two games (Tulsa and Utah) with a hamstring injury ... ranks fourth on the defense in tackles with 59 total stops, including 26 solo tackles ... recorded five tackles for loss, pushing back opponents a total of 18 yards ... debuted in the starting role against Purdue with seven solo stops and two assists ... recorded a career-high 10 tackles against Michigan ... posted one solo and one assisted sack against Michigan State ... dominated the Boston College offense with eight solo tackles, one of which was a sack for a loss of four yards ... recorded a career high of 3.5 tackles for loss, pushing the Eagles back 11 yards ... the 3.5 tackles for loss is the most by an Irish player this season and most since Derek Landri had 4.5 tackles for loss against Army on Nov 18, 2006 ... helped slow down Pittsburgh rushing attack with eight stops ... recorded seven stops against Western Michigan ... aided the Irish defense with eight tackles against Navy ... returned to the lineup against Army, posting one solo tackle ... collected one tackle in the season finale at USC ... *for a complete bio, go to page 51 of the 2010 media guide.*

CALABRESE'S CAREER STATS

Year	G-S	Tackles			TFL	Scks	Fumbles			INT
		TT	UT	AT			FF	FR	PBU	
2009										
2010	10-8	59	26	33	5.0-18	2.5-11	0	0	0	0-0
Total	10-8	59	26	33	5.0-18	2.5-11	0	0	0	0-0

CALABRESE'S 2010 GAME BY GAME STATS

2010	TT	UT	AT	TFL	Scks	FF	FR	PBU	INT
*PUR (9.4)	9	7	2	0.0-0	0.0-0	0	0-0	0	0-0
*UM (9.11)	10	3	7	0.0-0	0.0-0	0	0-0	0	0-0
*at MSU (9.18)	4	1	3	1.5-7	1.5-7	0	0-0	0	0-0
*STAN (9.25)	4	1	3	0.0-0	0.0-0	0	0-0	0	0-0
*at BC (10.2)	10	8	2	3.5-11	1.0-4	0	0-0	0	0-0
*PITT (10.9)	8	2	6	0.0-0	0.0-0	0	0-0	0	0-0
*WMU (10.16)	7	3	4	0.0-0	0.0-0	0	0-0	0	0-0
*at NAVY (10.23)	5	0	5	0.0-0	0.0-0	0	0-0	0	0-0
TULSA (10.30)									
UTAH (11.13)									
vs. ARMY (11.20)	1	1	0	0.0-0	0.0-0	0	0-0	0	0-0
at USC (11.27)	1	0	1	0.0-0	0.0-0	0	0-0	0	0-0

* - games started

52 BRAXSTON CAVE



Granger, Ind. (Penn)
 Birthdate: 7-29-89

Center JR 6-3 301

JUNIOR SEASON (2010): Has seen action in all 12 games this season ... one of 11 players to start all 12 games for the Irish this season ... joins OT Zack Martin, OG Chris Stewart and OG Trevor Robinson as the only players on the offensive side of the ball to start all 12 games ... made his first career start against Purdue ... *for a complete bio, go to page 51 of the 2010 media guide.*

CAVE'S CAREER STATS

Year	G-S
2008	1-0
2009	12-0
2010	12-12
Total	25-12

73 LANE CLELLAND



Owings Mills, Md. (McDonough School)
 Birthdate: 2-5-90

Offensive Tackle JR 6-5 290

JUNIOR SEASON (2010): Has seen action in seven games for the Irish this season ... did not play against Michigan, Michigan State, Stanford or Boston College ... most of his playing time comes on a variety of special teams units ... *for a complete bio, go to page 52 of the 2010 media guide.*



CLELLAND'S CAREER STATS

Year	G-S
2008	Did Not Play
2009	4-0
2010	8-0
Total	12-0

28 AUSTIN COLLINSWORTH



Fort Thomas, Ky. (Highlands)
Birthdate: 12-24-91

Wide Receiver	FR	6-1	195
---------------	----	-----	-----

FRESHMAN SEASON (2010): Has seen action in all 12 games of his rookie season ... one of six freshmen to make their debut for the Irish in the home opener against Purdue ... has recorded six tackles on the season, tallying single solo stops against Michigan State, Stanford, Western Michigan, Utah and Army ... all six tackles have come on the Irish special teams ... his six special teams tackles rank tied for third on the team and his six kickoff return tackles also rank third ... forced a fumble on the opening kickoff of the second half against Utah that setup an Irish touchdown ... *for a complete bio, go to page 87 of the 2010 media guide.*

COLLINSWORTH'S CAREER STATS

Year	G-S	Tackles				Fumbles				
		TT	UT	AT	TFL	Scks	FF	FR	PBU	INT
2010	12-0	6	5	1	0.0-0	0.0-0	1	0	0	0-0

60 JORDAN COWART



Plantation, Fla. (St. Thomas Aquinas)
Birthdate: 7-19-91

Long Snapper	SO	6-2	215
--------------	----	-----	-----

SOPHOMORE SEASON (2010): Has appeared in every game for the Irish during the 2010 season as the long snapper on punts ... snapped for a total of 64 punts on the year without one being blocked ... registered a special teams tackle against Utah ... *for a complete bio, go to page 52 of the 2010 media guide.*

COWART'S CAREER STATS

Year	G-S
2009	11-0
2010	12-0
Total	23-0

10 DAYNE CRIST



Canoga Park, Calif. (Notre Dame)
Birthdate: 10-9-89

Quarterback	JR	6-4	235
-------------	----	-----	-----

CRIST'S AWARDS & HONORS

- ▶ Maxwell Award Watch List
- ▶ #44 draft eligible QB (Phil Steele)
- ▶ #84 player overall (Athlon)
- ▶ #21 QB (Athlon)

CRIST'S PLACE IN THE IRISH RECORD BOOKS

- ▶ Single-Game Consecutive Pass Completions (Oct. 9, 2010 vs. Pittsburgh, 12, t-3rd)
- ▶ Single-Game Pass Attempts (Sept. 18, 2010 at Michigan State, 55, 5th)
- ▶ Single-Game Pass Completions (Sept. 18, 2010 at Michigan State, 32, t-5th)
- ▶ Single-Game Passing Touchdowns (Sept. 18, 2010 at Michigan State, 4, t-6th)
- ▶ Single-Season Pass Attempts Per Game (2010, 32.7, 5th)
- ▶ Single-Season Pass Completions Per Game (2010, 19.3, 5th)
- ▶ Single-Season Passing Yards Per Game (2010, 225.9, 7th)
- ▶ Single-Season Pass Completions (2010, 174, 8th)
- ▶ Single-Season Lowest Interception Percentage (2010, 2.38, 9th)
- ▶ Single-Season Completion Percentage (2010, 59.2, t-9th)
- ▶ Single-Season Pass Attempts (2010, 294, 10th)
- ▶ Career Lowest Interception Percentage (2.55, 3rd)
- ▶ Career Completion Percentage (58.6, 3rd)
- ▶ Career Completions Per Game (14.2, 3rd)
- ▶ Career Pass Attempts Per Game (24.3, 3rd)
- ▶ Career Passing Yards Per Game (166.4, 4th)

CRIST'S CAREER HIGHS

- Carries:** 10, vs. Navy (Oct. 23, 2010)
- Rushing Yards:** 25, vs. Navy (Oct. 23, 2010)
- Rushing Touchdowns:** 1, four times (last vs. Western Michigan, Oct. 16, 2010)
- Longest Rush:** 29, vs. Tulsa (Oct. 30, 2010)
- Pass Attempts:** 55, at Michigan State (Sept. 18, 2010)
- Pass Completions:** 32, at Michigan State (Sept. 18, 2010)
- Passing Yards:** 369, at Michigan State (Sept. 18, 2010)
- Long Completion:** 95, vs. Michigan (Sept. 11, 2010)
- Passing Touchdowns:** 4, at Michigan State (Sept. 18, 2010)
- Completion Percentage:** 73.1 (19-for-26), vs. Purdue (Sept. 4, 2010)
- Passing Yards Per Attempt:** 11.1, vs. Michigan (Sept. 11, 2010)
- Passing Yards Per Completion:** 21.3, vs. Michigan (Sept. 11, 2010)
- Passing Efficiency:** 169.00, vs. Western Michigan (Oct. 16, 2010)
- Interceptions:** 2, vs. Navy (Oct. 23, 2010)

JUNIOR SEASON (2010): Started the first nine games for the Irish before suffering a season-ending ruptured patella tendon against Tulsa ... the injury occurred exactly one-day shy of the one-year anniversary of the torn ACL he suffered against Washington State in 2009 ... completed 59.2% of his passes (174 of 294) for 2,033 yards and 15 touchdowns ... registered a passing efficiency of 129.3 ... has registered 19 completions this season of 20 yards or more ... has completed 64% (64 of 100) of his passes on second down this season ... ranked among the top 30 FBS quarterbacks in total passing yards (14th, 2,033), passing (22nd, 21.75 completions/game) and passing yards per game (27th, 254.13/game) prior to the injury ... threw a touchdown pass in all Notre Dame's first eight games this season and nine straight games overall (which included the 2009 game against Washington State) before the injury ... registered at least two touchdown passes in four of the first eight games and also threw three or more touchdown passes twice ... made first career start against Purdue ... completed 19 of 26 passes for 205 yards and one touchdown versus the Boilermakers ... among quarterbacks making their first career start since 1975, his

completion percentage of 73.1 was the second-highest of any quarterback with more than eight pass attempts, his 19 completions were the second-most and his 205 yards passing were the third-most ... he snapped Notre Dame's four-game losing streak with a first-time starting quarterback under center ... hooked up with seven different receivers in the opening half alone against Purdue (12 of 16) ... passed for 277 yards and two touchdowns in slightly more than one half of football against Michigan ... also ran for his first touchdown of the season against the Wolverines (totaled 19 yards rushing on four carries) ... served as the quarterback for nine of Notre Dame's 17 possessions in the game versus Michigan ... the Irish offense totaled 363 of their 535 yards in those series ... Notre Dame also scored all 24 points of the contest in those series and averaged 8.9 yards per play compared to zero points and 4.8 yards per play in other eight series without Crist ... hooked up with TJ Jones for a 53-yard touchdown and Kyle Rudolph for a 95-yard touchdown ... the 95-yard touchdown pass was the second-longest pass play in Notre Dame history and longest since Blair Kiel's 96-yard completion versus Georgia Tech on Nov. 7, 1981 ... set career-highs in completions (32), attempts (55), passing yards (369) and touchdown passes (four) against Michigan State ... no Irish quarterback has ever thrown for more touchdown passes in his first career start on the road ... his 32 completions, 55 attempts and four touchdown passes rank tied for fourth, fifth and sixth, respectively, in Notre Dame single-game history ... eclipsed 300 yards passing for the first time in his career ... went 12 of 14 for 149 yards and two touchdowns in the third quarter alone ... completed 11 of 18 passes for 116 yards and one touchdown in the opening 15 minutes ... surpassed the 300-yard passing barrier in consecutive weeks against Michigan State and Stanford ... completed 25 of 44 passes for 304 yards and one touchdown against the Cardinal ... accounted for three touchdowns in the 31-13 victory over Boston College ... rushed for one score and threw two more ... completed 24 of 44 passes for 203 yards against the Eagles ... threw for 242 yards on 24 of 39 passing with a touchdown pass and touchdown run against Pittsburgh ... recorded a career-best 12 consecutive completions against the Panthers ... the 12 straight completions were tied for the third-longest in school history ... it was the longest streak by a Notre Dame quarterback since Brady Quinn connected on 14 straight passes against Ohio State in the Fiesta Bowl on Jan. 2, 2006 ... chalked up his fourth rushing touchdown of the season on a nine-yard scamper against Western Michigan ... completed 18 of 28 passes for 255 yards and three touchdowns versus the Broncos ... the four touchdown runs were the most by an Irish quarterback in a single season since Jarious Jackson had seven in 1999 ... connected with Michael Floyd on an 80-yard touchdown reception on Notre Dame's first offensive play from scrimmage against Western Michigan ... the 80-yard touchdown pass was the second-longest of Crist's career ... threw for 178 yards against the Midshipmen, connecting with TJ Jones for an Irish touchdown ... recorded a career-best 29-yard dash against Tulsa, but was lost for the season on the play ... **for a complete bio, go to page 52 of the 2010 media guide.**

CRIST'S CAREER STATS

Year	Passing					Rushing					
	G-S	Comp	Att	INT	Pct	Yds	TD	Att	Yds	Avg	TD
2008											
2009	4-0	10	20	1	50.0	130	1	5	16	3.2	0
2010	9-9	174	294	7	59.2	2033	15	52	74	1.4	4
Total	13-9	184	314	8	58.6	2163	16	57	90	1.6	4

CRIST'S 2010 GAME BY GAME STATS

2010	Passing					Rushing				
	Comp	Att	INT	Pct	Yds	TD	Att	Yds	Avg	TD
*PUR (9.4)	19	26	0	73.1	205	1	9	6	0.7	0
*UM (9.11)	13	25	1	52.0	277	2	4	19	4.8	1
*at MSU (9.18)	32	55	1	58.2	369	4	6	8	1.3	0
*STAN (9.25)	25	44	1	56.8	304	1	4	-17	-4.3	0
*at BC (10.2)	24	44	1	54.5	203	2	6	5	0.8	1
*PITT (10.9)	24	39	0	61.5	242	1	7	5	0.7	1
*WMU (10.16)	18	28	1	64.3	255	3	5	-6	-1.2	1
*at NAVY (10.23)	19	31	2	61.3	178	1	10	25	2.5	0
*TULSA (10.30)	0	2	0	0.0	0	0	1	29	29.0	0
UTAH (11.13)										
vs. ARMY (11.20)										
at USC (11.27)										

* - games started

98 SEAN CWCYNAR

McHenry, III. (Marian Central Catholic)
Birthdate: 11-15-89



Nose Guard

JR

6-4

280

CWCYNAR'S CAREER HIGHS

Tackles: 6, twice (last vs. Utah, Nov. 13, 2010)
Solo Tackles: 3, vs. Navy (Oct. 23, 2010)
Assisted Tackles: 5, vs. Utah (Nov. 13, 2010)
Tackles For Loss: 1.0, twice (last vs. Tulsa, Oct. 30, 2010)
Sacks: None
Interceptions: None
Forced Fumbles: 1, vs. Pittsburgh (Oct. 9, 2010)
Fumble Recoveries: None
Pass Breakups: None

JUNIOR SEASON (2010): Has played in every game for the Irish during the 2010 season, starting the final four games against Tulsa, Utah, Army and USC ... entered the starting lineup following the knee injury to Ian Williams ... recorded 32 tackles, including nine solo stops, and registered three tackles for loss ... tallied two assisted tackles in the home opener against Purdue ... totaled one solo stop and four assisted tackles at Michigan State ... posted his first tackle for loss on the year against Pittsburgh and forced a fumble ... assisted in another tackle for loss against Western Michigan ... registered three solo stops and three more assisted tackles against Navy, equalling his career-high ... added another tackle for loss against Tulsa ... totaled six tackles, including five assisted stops in the victory over Utah ... collected two tackles in the victory at USC ... has helped the Irish defense allow just two offensive touchdowns over its last four games (Tulsa, Utah, Army and USC) ... the Irish rush defense has been dominant over its last three games (victories over Utah, Army and USC), limiting the Utes, Black Knights and Trojans to an average of 93.3 yards on the ground ... **for a complete bio, go to page 53 of the 2010 media guide.**

CWCYNAR'S CAREER STATS

Year	G-S	Tackles			Fumbles					
		TT	UT	AT	TFL	Scks	FF	FR	PBU	INT
2008										
2009	11-1	3	0	3	0.0-0	0.0-0	0	0-0	0	0-0
2010	12-4	32	9	23	3.0-6	0.0-0	1	0-0	0	0-0
Total	23-5	35	9	26	3.0-6	0.0-0	1	0-0	0	0-0

CWCYNAR'S 2010 GAME BY GAME STATS

2010	TT	UT	AT	TFL	Scks	FF	FR	PBU	INT
PUR (9.4)	2	0	2	0.0-0	0.0-0	0	0-0	0	0-0
UM (9.11)	0	0	0	0.0-0	0.0-0	0	0-0	0	0-0
at MSU (9.18)	5	1	4	0.0-0	0.0-0	0	0-0	0	0-0
STAN (9.25)	2	1	1	0.0-0	0.0-0	0	0-0	0	0-0
at BC (10.2)	2	0	2	0.0-0	0.0-0	0	0-0	0	0-0
PITT (10.9)	1	1	0	1.0-1	0.0-0	1	0-0	0	0-0
WMU (10.16)	3	0	3	0.5-1	0.0-0	0	0-0	0	0-0
at NAVY (10.23)	6	3	3	0.0-0	0.0-0	0	0-0	0	0-0
*TULSA (10.30)	2	1	1	1.0-3	0.0-0	0	0-0	0	0-0
*UTAH (11.13)	6	1	5	0.5-1	0.0-0	0	0-0	0	0-0
*vs. ARMY (11.20)	1	0	1	0.0-0	0.0-0	0	0-0	0	0-0
*at USC (11.27)	2	1	1	0.0-0	0.0-0	0	0-0	0	0-0

* - games started

75 TAYLOR DEVER



Nevada City, Calif. (Nevada Union)
 Birthdate: 5-6-89

Offensive Tackle	SR	6-5	297
------------------	----	-----	-----

SENIOR SEASON (2010): Saw action in 10 games for the Irish and made nine starts at right tackle ... made his career start in the home opener against Purdue ... also started against Michigan, Michigan State, Stanford, Boston College, Tulsa, Utah, Army and USC ... missed the Pittsburgh, Western Michigan and most of the Navy contest with a hamstring injury ... aided the Irish offense in an overall gain of 1,450 yards rushing during the 2010 season ... *for a complete bio, go to page 54 of the 2010 media guide.*

DEVER'S CAREER STATS

Year	G-S
2007	DNP
2008	12-0
2009	6-0
2010	10-9
Total	28-9

80 TYLER EIFERT



Ft. Wayne, Ind. (Bishop Dwenger)
 Birthdate: 9-8-90

Tight End	SO	6-6	242
-----------	----	-----	-----

EIFERT'S AWARDS & HONORS

► John Mackey Tight End of the Week (Nov. 24)

EIFERT'S CAREER HIGHS

Receptions: 5, vs. Tulsa (Oct. 30, 2010)
Receiving Yards: 78, vs. Army (Nov. 20, 2010)
Longest Reception: 39, vs. Western Michigan (Oct. 16, 2010)
Receiving Touchdowns: 1, twice (last vs. vs. Army, Nov. 20, 2010)

SOPHOMORE SEASON (2010): Has appeared in 10 games for the Irish during his second season with the program (did not see game action against Boston College or Pittsburgh) ... has registered six receptions this season of 20 yards or more ... 14 of 23 catches have resulted in a touchdown or first down ... five of seven receptions on third down plays have resulted in a touchdown or first down ... played somewhat sparingly in each of the first four games this season (totaled one reception for 17 yards against Michigan) behind starting tight end Kyle Rudolph ... was forced into the starting lineup following Rudolph's season-ending injury ... started the final six games of the regular season and made a major impact for the Irish ... has registered 321 yards receiving on 23 catches, including a pair of touchdowns ... has averaged 17.0 yards per reception or more in three separate games this season (Michigan, Western Michigan and Army) ... snatched a 17-yard reception against Michigan ... started for the first time in his career against Stanford ... scored his first career touchdown on a career-long 39-yard reception against Western Michigan ... recorded four receptions for 42 yards against Navy ... hauled in five catches for 61 yards in the matchup with Tulsa ... registered two receptions for 15 yards in the victory Utah ... his top game of his career came in the defeat of Army ... recorded four catches for a career-best 78 yards and one touchdown ... hauled in a 31-yard touchdown pass ... the touchdown reception was his second of the season and career ... also had a 35-yard

grab to setup another touchdown ... registered a 22-yard reception to setup a first and goal situation late in the second quarter which led to an Irish touchdown at USC ... has totaled six receptions of 20+ yards over the last six games ... *for a complete bio, go to page 54 of the 2010 media guide.*

EIFERT'S CAREER RECEIVING STATS

Year	G-S	Rec	Yds	TD	LG	Rec/G	Avg/C	Avg/G
2009	1-0	0	0	0	0	0.0	0.0	0.0
2010	10-7	23	321	2	39	2.3	14.0	32.1
Total	11-7	23	321	2	39	2.1	14.0	29.2

EIFERT'S 2010 GAME BY GAME STATS

2010	Rec	Yds	Avg	TD	LG
PUR (9.4)	0	0	0.0	0	0
UM (9.11)	1	17	17.0	0	17
at MSU (9.18)	0	0	0.0	0	0
*STAN (9.25)	0	0	0.0	0	0
at BC (10.2)			Did Not Play		
PITT (10.9)			Did Not Play		
*WMU (10.16)	4	72	18.0	1	39
*at NAVY (10.23)	4	42	10.5	0	23
*TULSA (10.30)	5	61	12.2	3	21
*UTAH (11.13)	2	15	7.5	1	14
*vs. ARMY (11.20)	4	78	19.5	1	35
*at USC (11.27)	3	36	12.0	0	22

* - games started

46 STEVE FILER



Chicago, Ill. (Mount Carmel)
 Birthdate: 6-4-90

Outside Linebacker	JR	6-3	235
--------------------	----	-----	-----

FILER'S CAREER HIGHS

Total Tackles: 4, twice (last vs. Western Michigan, Oct. 16, 2010)
Solo Tackles: 2, three times (last vs. Stanford, Sept. 25, 2010)
Assisted Tackles: 4, vs. Western Michigan (Oct. 16, 2010)
Tackles For Loss: 1.0, vs. Washington State (Oct. 31, 2009)
Sacks: 1.0, vs. Washington State (Oct. 31, 2009)
Forced Fumble: 1, vs. Washington State (Oct. 31, 2009)
Fumble Recoveries: None
Pass Breakups: None

JUNIOR SEASON (2010): Has seen action in all 12 games for the Irish during the 2010 season ... has totaled 14 tackles on the season, including eight solo stops ... leads all Notre Dame players in all three special teams tackles categories, including 11 overall stops on special teams, nine on kickoff return and two on punt return ... led the Irish in special teams tackles in 2009 with 11 ... recorded one solo tackle against Purdue ... registered two solo stops against both Stanford and Boston College ... posted another solo tackle versus Pittsburgh ... added a career-best four tackles, all assisted, in the victory over Western Michigan ... posted a single stop against Navy, Utah and USC ... *for a complete bio, go to page 55 of the 2010 media guide.*

FILER'S CAREER STATS

Year	G-S	Tackles			Fumbles					
		TT	UT	AT	TFL	Scks	FF	FR	PBU	INT
2008	11-0	1	1	0	0.0-0	0.0-0	0	0-0	0	0-0
2009	12-0	17	7	10	1.5-11	1.5-11	1	0-0	0	0-0
2010	12-0	14	8	6	0.0-0	0.0-0	0	0-0	0	0-0
Total	35-0	32	16	16	1.5-11	1.5-11	1	0-0	0	0-0

FILER'S 2010 GAME BY GAME STATS

2010	TT	UT	AT	TFL	Scks	FF	FR	PBU	INT
PUR (9.4)	1	1	0	0.0-0	0.0-0	0	0-0	0	0-0
UM (9.11)	1	0	1	0.0-0	0.0-0	0	0-0	0	0-0
at MSU (9.18)	0	0	0	0.0-0	0.0-0	0	0-0	0	0-0
STAN (9.25)	2	2	0	0.0-0	0.0-0	0	0-0	0	0-0
at BC (10.2)	2	2	0	0.0-0	0.0-0	0	0-0	0	0-0
PITT (10.9)	1	1	0	0.0-0	0.0-0	0	0-0	0	0-0
WMU (10.16)	4	0	4	0.0-0	0.0-0	0	0-0	0	0-0
at NAVY (10.23)	1	1	0	0.0-0	0.0-0	0	0-0	0	0-0
TULSA (10.30)	0	0	0	0.0-0	0.0-0	0	0-0	0	0-0
UTAH (11.13)	1	0	1	0.0-0	0.0-0	0	0-0	0	0-0
vs. ARMY (11.20)	0	0	0	0.0-0	0.0-0	0	0-0	0	0-0
at USC (11.27)	1	1	0	0.0-0	0.0-0	0	0-0	0	0-0

* - games started

45 DARIUS FLEMING

Chicago, Ill. (St. Rita)
Birthdate: 7-19-89



Outside Linebacker JR 6-2 247

FLEMING'S AWARDS & HONORS

► #19 OLB (Phil Steele)

FLEMING'S CAREER HIGHS

Total Tackles: 7, twice (last at USC, Nov. 27, 2010)

Solo Tackles: 5, at USC (Nov. 27, 2010)

Assisted Tackles: 4, vs. Michigan (Sept. 11, 2010)

Tackles For Loss: 3.0, at Purdue (Sept. 26, 2009)

Sacks: 2.0, twice (last vs. Tulsa, Oct. 30, 2010)

Interceptions: 1, vs. Western Michigan (Oct. 16, 2010)

Forced Fumble: 1, at Michigan (Sept. 12, 2009)

Fumble Recoveries: None

Pass Breakups: 2, Michigan (Sept. 11, 2010)

JUNIOR SEASON (2010): Has seen action in all 12 games this season ... one of 11 players to start all 12 games for the Irish this season ... joins CB Gary Gray, DE Ethan Johnson, DE Kapron Lewis-Moore, S Harrison Smith, ILB Manti Te'o and CB Darrin Walls as the only players on the defensive side of the ball to start all 12 games ... collected 46 total tackles, including 25 solo and 21 assisted stops ... leads the Irish in tackles for loss with 10.0 (49 yards) and sacks with six (40 yards) ... led Notre Dame in tackles for loss in 2009 with 12.0 (35 yards) ... ranks tied for 89th in the FBS in sacks per game (0.46) ... collected one solo tackle against Purdue ... tallied six tackles, including a pair of solo stops, and two pass breakups against Michigan ... added six more tackles, including four solo stops, and two for loss (both sacks) versus Michigan State ... recorded four tackles, including one for loss against Stanford ... registered six tackles, three solo, and 1.5 for loss (both sacks) in the victory over Pittsburgh ... recorded his first career interception against Western Michigan; also added a pass breakup ... also added a half sack versus the Broncos for a loss of six yards ... contributed to five tackles against Navy ... recorded two sacks for a loss of 12 yards and four tackles against Tulsa ... posted three solo stops, including one for loss, in the victory over Army at Yankee Stadium ... recorded a career-high tying seven tackles, including a career-best five

solo stops, in the regular season-ending victory at USC ... added one tackle for loss against the Trojans ... **for a complete bio, go to page 55 of the 2010 media guide.**

FLEMING'S CAREER STATS

Year	G-S	Tackles			Fumbles					
		TT	UT	AT	TFL	Scks	FF	FR	PBU	INT
2008	13-3	24	13	11	2.5-20	2.5-20	0	0-0	0	0-0
2009	11-7	30	21	9	12.0-35	3.0-19	1	0-0	0	0-0
2010	12-12	46	25	21	10.0-49	6.0-40	0	0-0	3	0-0
Total	36-22	100	59	41	24.5-104	11.5-79	1	0-0	3	0

FLEMING'S 2010 GAME BY GAME STATS

2010	TT	UT	AT	TFL	Scks	FF	FR	PBU	INT
PUR (9.4)	1	1	0	0.0-0	0.0-0	0	0-0	0	0-0
UM (9.11)	6	2	4	0.0-0	0.0-0	0	0-0	2	0-0
at MSU (9.18)	6	4	2	2.0-11	2.0-11	0	0-0	0	0-0
STAN (9.25)	4	1	3	1.0-3	0.0-0	0	0-0	0	0-0
at BC (10.2)	1	1	0	1.0-1	0.0-0	0	0-0	0	0-0
PITT (10.9)	6	3	3	1.5-11	1.5-11	0	0-0	0	0-0
WMU (10.16)	2	0	2	0.5-6	0.5-6	0	0-0	1	1-0
at NAVY (10.23)	5	2	3	0.0-0	0.0-0	0	0-0	0	0-0
TULSA (10.30)	4	3	1	2.0-12	2.0-12	0	0-0	0	0-0
UTAH (11.13)	1	0	1	0.0-0	0.0-0	0	0-0	0	0-0
vs. ARMY (11.20)	3	3	0	1.0-2	0.0-0	0	0-0	0	0-0
at USC (11.27)	7	5	2	1.0-3	0.0-0	0	0-0	0	0-0

* - games started

3 MICHAEL FLOYD

St. Paul, Minn. (Cretin-Derham Hall)
Birthdate: 11-27-89



Wide Receiver JR 6-3 227

FLOYD'S AWARDS & HONORS

- Biletnikoff Award Watch List
- Walter Camp Player of the Year Award Watch List
- Maxwell Award Watch List
- Second Team Preseason All-America (Phil Steele)
- #4 draft eligible WR (Phil Steele)
- #23 overall player for 2011 NFL Draft (Phil Steele)
- #21 player overall (Sporting News)
- Second Team Preseason All-America (Sporting News)
- Second Team Preseason All-America (Athlon)
- #15 player overall (Athlon)
- #2 WR (Athlon)
- First Team Preseason All-America (Yahoo! Sports)
- First Team Preseason All-America (Lindy's)
- #1 WR (Lindy's)

FLOYD'S PLACE IN THE IRISH RECORD BOOKS

- Single-Game Receiving Yards Per Reception (Sept. 5, 2009 vs. Nevada, 47.3, 1st)
- Single-Game Receiving Touchdowns (Sept. 5, 2009 vs. Nevada, 3, t-2nd)
- Single-Game Receiving Touchdowns (Oct. 16, 2010 vs. Western Michigan, 3, t-2nd)
- Single-Game Receptions (Nov. 27, 2010 at USC, 11, t-5th)
- Single-Game Receptions (Oct. 30, 2010 vs. Tulsa, 11, t-5th)
- Single-Game Receptions (Nov. 7, 2009 vs. Navy, 10, t-9th)
- Single-Game Receptions (Nov. 1, 2008 vs. Pittsburgh, 10, t-9th)
- Single-Game Receiving Yards (Sept. 5, 2009 vs. Nevada, 189, 10th)

- ▶ Single-Season Receptions By Freshman (2008, 48, 1st)
- ▶ Single-Season Receiving Yards By Freshman (2008, 719, 1st)
- ▶ Single-Season Receiving Touchdowns By Freshman (2008, 7, 1st)
- ▶ Single-Season Receiving Yards Per Game (2009, 113.6, 3rd)
- ▶ Single-Season 100-Yard Receiving Games (2009, 5, t-4th)
- ▶ Single-Season Receptions (2010, 73, 5th)
- ▶ Single-Season 100-Yard Receiving Games (2008, 4, t-7th)
- ▶ Single-Season Receiving Touchdowns (2010, 10, t-7th)
- ▶ Single-Season Receiving Yards (2010, 916, 8th)
- ▶ Single-Season Receiving Touchdowns (2009, 9, t-9th)
- ▶ Single-Season 100-Yard Receiving Games (2010, 3, t-10th)
- ▶ Career Receiving Yards Per Game (83.8, 1st)
- ▶ Career Receiving Touchdowns (26, t-2nd)
- ▶ Career Receptions (165, 3rd)
- ▶ Career 100-Yard Receiving Games (12, 3rd)
- ▶ Career Receiving Yards (2430, 5th)

FLOYD'S CAREER HIGHS

- Receptions:** 11, twice (last at USC, Nov. 27, 2010)
Receiving Yards: 189, vs. Nevada (Sept. 5, 2009)
Longest Reception: 88, vs. Nevada (Sept. 5, 2009)
Receiving Touchdowns: 3, twice (last vs. Western Michigan, Oct. 16, 2010)
Carries: 1, twice (last vs. Army, Nov. 20, 2010)
Rushing Yards: 9, vs. Army (Nov. 20, 2010)
Longest Rush: 9, vs. Army (Nov. 20, 2010)

JUNIOR SEASON (2010): Has started 11 games for the Irish this season (did not play against Navy due to a hamstring injury) ... has registered 11 catches this season of 20 yards or more ... 49 of 73 catches have resulted in a touchdown or first down ... 14 of 17 receptions on third down plays have resulted in a touchdown or first down ... listed on the NCAA FBS active career charts in receiving yards, receiving yards per game, receptions per game and receiving touchdowns ... his 83.8 yards receiving per game and his 5.7 catches per game both rank sixth in the nation among active players ... also ranks ninth on the active career chart for receiving touchdowns with 26 and 20th in career receiving yards with 2,430 ... ninth Notre Dame wideout to ever register 2,000 career receiving yards ... third wideout in Irish history to have two separate seasons rank in the top 10 for receiving touchdowns in a single season ... only Notre Dame wideout to ever register four games with at least 10 receptions ... caught two or more touchdown passes in three games this season and six times in his career ... third Irish wide receiver to have three or more touchdown receptions in multiple games ... first player in school history to register multiple touchdown catches of at least 80 yards ... recorded a reception in 16 straight games (excluding games he missed due to injury) ... has a reception in 24 of the 25 games he has suited up for the Irish ... the only game he failed to make a reception came against Navy in 2008 when he was injured early in the first quarter while blocking downfield ... totaled 916 yards receiving on 73 receptions this season ... registered 10 receiving touchdowns in 2010 ... ranks 12th in the FBS in receptions per game (6.64), 24th in the FBS in receiving yards per game (83.27) and 31st in the FBS in total receiving yards (916) ... hauled in five receptions for 82 yards, including a 34-yard grab in the victory over Purdue in the season opener ... totaled 66 yards on five catches against Michigan ... recorded his first two touchdown catches of the season at Michigan State, grabbing seven and 24-yard passes from Dayne Crist ... added 110 yards on eight receptions against Stanford ... registered four receptions for 69 yards, including a 35-yard grab in the victory at Boston College ... caught seven passes for 59 yards and one touchdown in the triumph over Pittsburgh ... hauled in three touchdown passes against Western Michigan, one of which was on Notre Dame's first offensive play from scrimmage ... finished with nine catches for 157 yards against the Broncos ... collected 11 catches for 104 yards and two touchdowns against Tulsa ... registered a touchdown catch in the second quarter of the win over Utah ... posted a touchdown catch in four straight games (Pittsburgh, Western Michigan, Tulsa and Utah) and totaled seven touchdown grabs in the stretch ... recorded four receptions for 39 yards against the Utes ... registered three catches for 63 yards, including a 33-yard grab and a nine-yard run (his only rush of the season) versus Army ... collected 11 receptions for 86 yards in the victory at USC ... **for a complete bio, go to page 56 of the 2010 media guide.**

FLOYD'S CAREER RECEIVING STATS

Year	G-S	Rec	Yds	TD	LG	Rec/G	Avg/C	Avg/G
2008	11-10	48	719	7	51	4.4	15.0	65.4
2009	7-7	44	795	9	88	6.3	18.1	113.6
2010	11-11	73	916	10	80	6.6	12.5	83.3
Total	29-28	165	2430	26	88	5.7	14.7	83.8

FLOYD'S CAREER RUSHING STATS

Year	Att	Yds	TD	LG	Avg/C	Avg/G
2008	0	0	0	0	0.0	0.0
2009	1	8	0	8	8.0	1.1
2010	1	9	0	9	9.0	0.8
Total	2	17	0	9	8.5	0.6

FLOYD'S CAREER ALL-PURPOSE STATS

Year	Rush	RCV	PR	KR	IR	Total	Avg/G
2008	0	719	0	0	0	719	65.4
2009	8	796	0	0	0	803	114.7
2010	9	916	0	0	0	925	84.1
Total	17	2430	0	0	0	2447	84.4

FLOYD'S 2010 GAME BY GAME STATS

2010	Rec	Yds	Avg	TD	LG
*PUR (9.4)	5	82	16.4	0	34
*UM (9.11)	5	66	13.2	0	17
*at MSU (9.18)	6	81	13.5	2	24
*STAN (9.25)	8	110	13.8	0	37
*at BC (10.2)	4	69	17.3	0	35
*PITT (10.9)	7	59	8.4	1	14
*WMU (10.16)	9	157	17.4	3	80
at NAVY (10.23)		Did Not Play			
*TULSA (10.30)	11	104	9.5	2	26
*UTAH (11.13)	4	39	9.8	1	24
*vs. ARMY (11.20)	3	63	21.0	0	33
*at USC (11.27)	11	86	7.8	1	19

* - games started

48 DAN FOX

Rocky River, Ohio (St. Ignatius)
 Birthdate: 3-17-91



Inside Linebacker

SO

6-3

230

FOX'S CAREER HIGHS

- Total Tackles:** 7, vs. Navy (Oct. 23, 2010)
Solo Tackles: 4, at Boston College (Oct. 2, 2010)
Assisted Tackles: 6, vs. Navy (Oct. 23, 2010)
Tackles For Loss: None
Sacks: None
Forced Fumble: None
Fumble Recoveries: None
Pass Breakups: None

SOPHOMORE SEASON (2010): Has played in all 12 games for the Irish this season, predominantly on special teams ... has totaled 18 tackles, including nine solo stops ... ranks third on the team with six over-all stops on special teams and six on kickoff return ... made first career appearance for the Irish against Purdue ... registered four solo stops in the victory at Boston College ... notched two unassisted tackles against Pittsburgh ... collected three tackles against Western Michigan ... registered a season-high seven tackles against Navy ... nabbed one solo stop over Army ... **for a complete bio, go to page 58 of the 2010 media guide.**


FOX'S CAREER STATS

Year	G-S	Tackles			Fumbles					
		TT	UT	AT	TFL	Scks	FF	FR	PBU	INT
2009					Did Not Play					
2010	12-0	18	9	9	0.0-0	0.0-0	0	0-0	0	0-0
Total	12-0	18	9	9	0.0-0	0.0-0	0	0-0	0	0-0

21 BARRY GALLUP JR.

Wellesley, Mass. (Belmont Hill)
Birthdate: 10-14-87

Cornerback	SR	5-11	190
------------	----	------	-----



GALLUP'S AWARDS & HONORS

- ▶ ESPN/CoSIDA Academic All-District Team for District 5

GALLUP'S CAREER HIGHS

- Kick Returns:** 2, twice (last at Pittsburgh, Nov. 14, 2009)
- Kick Return Yards:** 77, at Michigan (Sept. 12, 2009)
- Longest Kick Return:** 52, at Michigan (Sept. 12, 2009)
- Most All-Purpose Yards:** 77, at Michigan (Sept. 12, 2009)
- Total Tackles:** 2, at Boston College (Oct. 2, 2010)
- Solo Tackles:** 2, at Boston College (Oct. 2, 2010)
- Assisted Tackles:** None
- Tackles For Loss:** 1, vs. Pittsburgh (Oct. 9, 2010)
- Sacks:** None
- Forced Fumble:** None
- Fumble Recoveries:** None
- Pass Breakups:** None

SENIOR SEASON (2010): Has played in 11 games this season (did not see any game action against Navy) predominantly on special teams ... has registered three solo tackles on the year, including one tackle for loss against Pittsburgh ... made the stop on a fake punt attempt by the Panthers ... **for a complete bio, go to page 58 of the 2010 media guide.**

GALLUP'S CAREER STATS

Year	G-S
2006	Did Not Play
2007	2-0
2008	6-0
2009	11-0
2010	11-0
Total	31-0

GALLUP'S CAREER RETURN STATS

Year	KR	Yds	Avg	TD	LG	PR	Yds	Avg	TD	LG
2006	0	0	0.0	0	0	0	0	0.0	0	0
2007	0	0	0.0	0	0	0	0	0.0	0	0
2008	0	0	0.0	0	0	0	0	0.0	0	0
2009	9	163	18.1	0	52	0	0	0.0	0	0
2010	0	0	0.0	0	0	0	0	0.0	0	0
Total	9	163	18.1	0	52	0	0	0.0	0	0

GALLUP'S CAREER DEFENSIVE STATS

Year	G-S	Tackles			Fumbles					
		TT	UT	AT	TFL	Scks	FF	FR	PBU	INT
2006					Did Not Play					
2007	2-0	0	0	0	0.0-0	0.0-0	0	0-0	0	0-0
2008	6-0	0	0	0	0.0-0	0.0-0	0	0-0	0	0-0
2009	11-0	0	0	0	0.0-0	0.0-0	0	0-0	0	0-0
2010	11-0	3	3	0	1.0-1	0.0-0	0	0-0	0	0-0
Total	31-0	18	9	9	0.0-0	0.0-0	0	0-0	0	0-0

88 JAKE GOLIC

West Hartford, Conn. (Northwest Catholic)
Birthdate: 12-25-90

Tight End	SO	6-4	235
-----------	----	-----	-----



SOPHOMORE SEASON (2010): Has seen action in three games this season ... took the field for the first time in his career in the season opener against Purdue ... also saw action against Boston College and Western Michigan ... **for a complete bio, go to page 59 of the 2010 media guide.**

JAKE GOLIC'S CAREER STATS

Year	G-S
2010	3-0

57 MIKE GOLIC, JR.

West Hartford, Conn. (Northwest Catholic)
Birthdate: 9-28-89

Center	JR	6-3	283
--------	----	-----	-----



JUNIOR SEASON (2010): Has seen action in 10 games this season (did not play against Purdue or Army) ... aided the Irish offense in an overall gain of 1,450 yards rushing during the 2010 year ... **for a complete bio, go to page 59 of the 2010 media guide.**

MIKE GOLIC'S CAREER STATS

Year	G-S
2008	DNP
2009	3-0
2010	11-0
Total	14-0

81 JOHN GOODMAN

Fort Wayne, Ind. (Bishop Dwenger)
Birthdate: 7-18-89

Wide Receiver

JR

6-3

207

GOODMAN'S CAREER HIGHS

Receptions: 5, twice (last vs. Stanford, Sept. 25, 2010)
Receiving Yards: 73, vs. Washington State (Oct. 31, 2009)
Longest Reception: 64, vs. Washington State (Oct. 31, 2009)
Receiving Touchdowns: 1, vs. Washington State (Oct. 31, 2009)
Carries: 1, twice (last vs. USC, Oct. 17, 2009)
Rushing Yards: 13, vs. USC (Oct. 17, 2009)
Longest Rush: 13, vs. USC (Oct. 17, 2009)
Pass Attempts: 1, twice (last vs. Western Michigan, Oct. 16, 2010)
Pass Completions: 1, vs. Western Michigan (Oct. 16, 2010)
Passing Yards: 32, vs. Western Michigan (Oct. 16, 2010)
Passing Touchdowns: 1, vs. Western Michigan (Oct. 16, 2010)
Longest Completion: 32, vs. Western Michigan (Oct. 16, 2010)

JUNIOR SEASON (2010): Has played in all 12 games for the Irish this season, making starting appearances against Boston College, Pittsburgh and Navy ... has recorded 14 receptions for 116 yards ... has registered one play (punt return) this season of 20 yards or more ... seven of 14 catches have resulted in a touchdown or first down ... three of three rushing attempts on third down plays have resulted in a touchdown or first down ... added 11 punt returns for 15 yards ... has even completed one of two passes for 32 yards, including a touchdown ... completed a 32-yard touchdown pass to Michael Floyd against Western Michigan ... caught five passes for 59 yards against Stanford ... collected three receptions for 19 yards against Boston College ... totaled 15 yards on two receptions against Pittsburgh ... hauled in two receptions against both Navy and Tulsa ... registered three punt returns against Army ... **for a complete bio, go to page 59 of the 2010 media guide.**

GOODMAN'S CAREER RECEIVING STATS

Year	G-S	Rec	Yds	TD	LG	Rec/G	Avg/C	Avg/G
2008								Did Not Play
2009	9-1	6	104	1	64	0.7	17.3	11.6
2010	12-3	14	116	0	20	1.2	8.3	9.7
Total	21-4	20	220	1	64	1.0	11.0	10.5

GOODMAN'S CAREER RETURN STATS

Year	KR	Yds	Avg	TD	LG	PR	Yds	Avg	TD	LG
2008										Did Not Play
2009	0	0	0.0	0	0	5	56	11.2	0	24
2010	0	0	0.0	0	0	11	15	1.4	0	13
Total	0	0	0.0	0	0	16	71	4.4	0	24

GOODMAN'S CAREER RUSHING STATS

Year	Att	Yds	TD	LG	Avg/C	Avg/G
2008						Did Not Play
2009	2	14	0	13	7.0	1.6
2010	0	0	0	0	0.0	0.0
Total	2	14	0	13	7.0	0.7

GOODMAN'S CAREER ALL-PURPOSE STATS

Year	Rush	RCV	PR	KR	IR	Total	Avg/G
2008						Did Not Play	
2009	14	104	56	0	0	174	19.3
2010	0	116	15	0	0	131	10.9
Total	14	220	71	0	0	305	14.5

GOODMAN'S CAREER PASSING STATS

Year	Comp	Att	INT	Pct	Yds	TD
2008						Did Not Play
2009	0	0	0	0.0	0	0
2010	1	2	0	50.0	32	1
Total	1	2	0	50.0	32	1

GOODMAN'S 2010 GAME BY GAME STATS

2010	Rec	Yds	Avg	TD	LG
PUR (9.4)	0	0	0.0	0	0
UM (9.11)	0	0	0.0	0	0
at MSU (9.18)	0	0	0.0	0	0
STAN (9.25)	5	59	11.8	0	20
*at BC (10.2)	3	19	6.3	0	9
*PITT (10.9)	2	15	7.5	0	9
WMU (10.16)	0	0	0.0	0	0
*at NAVY (10.23)	2	10	5.0	0	6
TULSA (10.30)	2	13	6.5	0	9
UTAH (11.13)	0	0	0.0	0	0
vs. ARMY (11.20)	0	0	0.0	0	0
at USC (11.27)	0	0	0.0	0	0

* - games started

4 GARY GRAY

Columbia, S.C. (Richland Northeast)
Birthdate: 1-6-89

Cornerback

SR

5-11

190

GARY GRAY'S CAREER HIGHS

Total Tackles: 9, twice (last vs. Tulsa, Oct. 30, 2010)
Solo Tackles: 8, vs. Purdue (Sept. 4, 2010)
Assisted Tackles: 4, vs. USC (Oct. 17, 2009)
Tackles For Loss: 1.0, five times (last vs. Army, Nov. 20, 2010)
Sacks: None
Interceptions: 1, five times (last vs. Army, Nov. 20, 2010)
Interception Return Yards: 41, vs. Michigan (Sept. 13, 2008)
Longest Interception Return: 41, vs. Michigan (Sept. 13, 2008)
Forced Fumbles: 1, vs. Western Michigan (Oct. 16, 2010)
Fumble Recoveries: None
Pass Breakups: 2, at Michigan State (Sept. 18, 2010)

SENIOR SEASON (2010): Has seen action in all 12 games this season ... one of 11 players to start all 12 games for the Irish this season ... joins LB Darius Fleming, DE Ethan Johnson, DE Kapron Lewis-Moore, S Harrison Smith, ILB Manti Te'o and CB Darrin Walls as the only players on the defensive side of the ball to start all 12 games ... set a career-high with nine tackles, including eight solo stops, in the season-opening victory over Purdue ... added a pass breakup and tackle for loss versus the Boilermakers ... registered eight tackles, seven solo stop, (which bested his previous career-best in each category) in the first half alone against Purdue ... his pass breakup directly led to Ian Williams' interception against the Boilermakers ... posted five solo tackles against Michigan ... recorded two solo stops and two pass breakups at Michigan State ... totaled four tackles, including one for loss, in the matchup with Stanford

... registered five tackles, including three solo stops, and a pass breakup against Pittsburgh ... dominated Western Michigan with eight total tackles, six solo stops, one for loss, a forced fumble and interception ... equalled career-high with nine tackles, six of which were solo stops, versus Tulsa ... registered three solo tackles against Army ... posted four solo tackles and two assisted stops in the victory at USC ... *for a complete bio, go to page 60 of the 2010 media guide.*

GARY GRAY'S CAREER STATS

Year	G-S	Tackles				Fumbles				INT
		TT	UT	AT	TFL	Scks	FF	FR	PBU	
2007					Did Not Play					
2008	9-0	15	15	0	0.0-0	0.0-0	0	0-20	2	2-65
2009	11-7	28	17	11	0.0-0	0.0-0	0	0-0	1	1-30
2010	12-12	59	45	14	5.0-10	0.0-0	1	0-0	6	1-23
Total	32-19	102	77	25	5.0-10	0.0-0	1	0-20	9	4-118

GARY GRAY'S 2010 GAME BY GAME STATS

2010	TT	UT	AT	TFL	Scks	FF	FR	PBU	INT
*PUR (9.4)	9	8	1	1.0-1	0.0-0	0	0-0	1	0-0
*UM (9.11)	5	5	0	0.0-0	0.0-0	0	0-0	0	0-0
*at MSU (9.18)	2	2	0	0.0-0	0.0-0	0	0-0	2	0-0
*STAN (9.25)	4	2	2	1.0-2	0.0-0	0	0-0	0	0-0
*at BC (10.2)	1	1	0	0.0-0	0.0-0	0	0-0	0	0-0
*PITT (10.9)	5	3	2	0.0-0	0.0-0	0	0-0	1	0-0
*WMU (10.16)	8	6	2	1.0-1	0.0-0	1	0-0	0	1-9
*at NAVY (10.23)	2	2	0	0.0-0	0.0-0	0	0-0	0	0-0
*TULSA (10.30)	9	6	3	1.0-5	0.0-0	0	0-0	1	0-0
*UTAH (11.13)	5	3	2	0.0-0	0.0-0	0	0-0	0	0-0
*vs. ARMY (11.20)	3	3	0	1.0-1	0.0-0	0	0-0	1	0-14
*at USC (11.27)	6	4	2	0.0-0	0.0-0	0	0-0	0	0-0

* - games started

25 JONAS GRAY



Pontiac, Mich. (Detroit Country Day School)
 Birthdate: 6-27-90

Running Back JR 5-10 230

JONAS GRAY'S CAREER HIGHS

- Carries:** 9, four times (last vs. Army, Nov. 20, 2010)
- Rushing Yards:** 61, at Washington (Oct. 25, 2008)
- Longest Rush:** 36, vs. Utah (Nov. 13, 2010)
- Rushing Touchdowns:** None
- Receptions:** 2, at Purdue (Sept. 26, 2009)
- Receiving Yards:** 42, at Purdue (Sept. 26, 2009)
- Longest Reception:** 23, at Purdue (Sept. 26, 2009)
- Receiving Touchdowns:** None
- Kickoff Returns** – 1, three times (last vs. Stanford, Oct. 25, 2010)
- Kickoff Return Yards** – 16, vs. Stanford (Oct. 25, 2010)
- Longest Kickoff Return** – 16, vs. Stanford (Oct. 25, 2010)

JUNIOR SEASON (2010): Has seen action in seven games this season ... took the field against Purdue, Michigan, Michigan State, Stanford, Utah, Army and USC ... fourth on the team in rushing despite missing five games to a knee injury ... has totaled 100 yards on 20 carries ... has registered one rush this season of 20 yards or more ... has collected three rushes of 10 yards or more ... six of 20 carries have resulted in a touchdown or first down ... two of two rushing attempts on third down plays have resulted in a touchdown or first down ... registered a 13-yard reception against Michigan ... collected a 16-yard kickoff return against Stanford ... totaled 44 yards on the ground on just three carries in the victory over Utah, including a career-long run of 36 yards ... *for a complete bio, go to page 61 of the 2010 media guide.*

JONAS GRAY'S CAREER RUSHING STATS

Year	G-S	Att	Yds	TD	LG	Avg/C	Avg/G
2008	7-0	21	90	0	19	4.3	12.9
2009	8-1	34	119	0	19	3.5	14.9
2010	7-0	20	100	0	36	5.0	14.3
Total	22-1	75	309	0	36	4.1	14.0

JONAS GRAY'S CAREER RECEIVING STATS

Year	Rec	Yds	TD	LG	Rec/G	Avg/C	Avg/G
2008	0	0	0	0	0.0	0.0	0.0
2009	4	54	0	23	0.5	13.5	6.8
2010	1	13	0	13	0.1	13.0	1.9
Total	5	67	0	23	0.2	13.4	3.0

JONAS GRAY'S CAREER ALL-PURPOSE STATS

Year	Rush	RCV	PR	KR	IR	Total	Avg/G
2008	90	0	0	9	0	99	14.1
2009	119	54	0	0	0	173	21.6
2010	100	13	0	16	0	129	18.4
Total	309	67	0	25	0	401	18.2

JONAS GRAY'S 2010 GAME BY GAME STATS

2010	Rushing					Receiving				
	Att	Yds	Avg	LG	TD	Rec	Yds	Avg	TD	LG
PUR (9.4)	0	0	0.0	0	0	0	0	0.0	0	0
UM (9.11)	1	10	10.0	10	0	1	13	13.0	0	13
at MSU (9.18)	3	12	4.0	8	0	0	0	0.0	0	0
STAN (9.25)	4	12	3.0	11	0	0	0	0.0	0	0
at BC (10.2)						Did Not Play				
PITT (10.9)						Did Not Play				
WMU (10.16)						Did Not Play				
at NAVY (10.23)						Did Not Play				
TULSA (10.30)						Did Not Play				
UTAH (11.13)	3	44	14.7	36	0	0	0	0.0	0	0
vs. ARMY (11.20)	9	22	2.4	5	0	0	0	0.0	0	0
at USC (11.27)	0	0	0.0	0	0	0	0	0.0	0	0

* - games started

93 BRUCE HEGGIE



Sorrento, Fla. (Mount Dora)
 Birthdate: 10-18-91

Defensive End FR 6-5 250

FRESHMAN SEASON (2010): Did not see game action during the 2010 season ... *for a complete bio, go to page 88 of the 2010 media guide.*



12 ANDREW HENDRIX

Cincinnati, Ohio (Moeller)
 Birthdate: 10-23-91

Quarterback FR 6-2 218

HENDRIX'S AWARDS & HONORS

► #12 freshman QB (Phil Steele)

FRESHMAN SEASON (2010): Did not see game action during the 2010 season ... *for a complete bio, go to page 88 of the 2010 media guide.*

33 ROBERT HUGHES

Chicago, Ill. (Hubbard)
 Birthdate: 6-21-89

Running Back SR 5-11 245

HUGHES' CAREER HIGHS

Carries: 24, vs. Washington State (Oct. 31, 2009)

Rushing Yards: 136, at Stanford (Nov. 24, 2007)

Longest Rush: 45, at Stanford (Nov. 24, 2007)

Rushing Touchdowns: 2, vs. Michigan (Sept. 13, 2008)

Kickoff Returns: 2, twice (last at Purdue, Sept. 29, 2007)

Kickoff Return Yards: 18, at Purdue (Sept. 29, 2007)

Longest Kick Return: 15, vs. Michigan State (Sept. 22, 2007)

Receptions: 6, vs. Navy (Nov. 7, 2009)

Receiving Yards: 59, vs. Navy (Nov. 7, 2009)

Longest Reception: 37, vs. Stanford (Sept. 25, 2010)

Receiving Touchdowns: None

All-Purpose Yards: 182, vs. Washington State (Oct. 31, 2009)

SENIOR SEASON (2010): Has seen action in all 12 games this season for the Irish ... has recorded 219 yards rushing on 41 carries, good for a 5.3 yards per carry ... has added six receptions for 59 yards ... has registered two plays this season of 20 yards or more, including one rush and one reception ... has collected five rushes of 10 yards or more ... 12 of 41 carries have resulted in a touchdown or first down ... three of four rushing attempts on third down plays have resulted in a touchdown or first down ... registered two receptions against Stanford for a total of 43 yards, including a career-best 37-yard grab ... recorded 12 yards rushing against Boston College ... ran for 63 yards on eight carries, including a 30-yard run against Western Michigan ... carried four times against Tulsa for 12 yards ... added 21 yards on five rushes to the ground game in the victory over Utah ... rushed for 39 yards on nine carries in the victory over Army at Yankee Stadium ... plunged in from one-yard out against the Black Knights to register his first touchdown of the season ... rushed for a season-best 69 yards on 11 carries, including 36 yards on Notre Dame's seven play, 77-yard go-ahead touchdown drive against USC ... scored from five yards out to give the Irish 20-16 lead with 2:23 to go in the fourth quarter ... the touchdown run was Hughes second of the year and 15th of his career ... totaled 15 yards on five carries (3.0 per rush) over Notre Dame's first six games, but following the career-ending injury to Armando Allen, Hughes recorded 204 yards on 36 carries (5.7 per rush) over the final six contests of the regular season ... has posted rushing touchdowns in each of the last two games for the Irish ... *for a complete bio, go to page 62 of the 2010 media guide.*

HUGHES' CAREER RUSHING STATS

Year	G-S	Att	Yds	TD	LG	Avg/C	Avg/G
2007	11-1	53	294	4	45	5.5	26.7
2008	12-3	112	382	4	18	3.4	31.8
2009	11-2	88	416	5	37	4.7	37.8
2010	12-0	41	219	2	30	5.3	18.2
Total	46-6	294	1311	15	45	4.5	28.5

HUGHES' CAREER RECEIVING STATS

Year	Rec	Yds	TD	LG	Rec/G	Avg/C	Avg/G
2007	3	17	0	13	0.3	5.7	1.5
2008	14	93	0	15	1.2	6.6	7.8
2009	19	193	0	30	1.7	10.2	17.5
2010	6	59	0	37	0.5	9.8	4.9
Total	42	362	0	37	0.9	8.6	7.9

HUGHES' CAREER ALL-PURPOSE STATS

Year	Rush	RCV	PR	KR	IR	Total	Avg/G
2007	294	17	0	41	0	352	32.0
2008	382	93	0	0	0	475	39.6
2009	416	193	0	0	0	609	55.4
2010	219	59	0	0	0	278	23.2
Total	1311	362	0	41	0	1714	37.3

HUGHES' 2010 GAME BY GAME STATS

2010	Rushing					Receiving				
	Att	Yds	Avg	LG	TD	Rec	Yds	Avg	TD	LG
PUR (9.4)	0	0	0.0	0	0	0	0	0.0	0	0
UM (9.11)	0	0	0.0	0	0	0	0	0.0	0	0
at MSU (9.18)	0	0	0.0	0	0	0	0	0.0	0	0
STAN (9.25)	0	0	0.0	0	0	0	0	0.0	0	0
at BC (10.2)	4	12	3.0	5	0	2	43	21.5	0	37
PITT (10.9)	1	3	3.0	3	0	0	0	0.0	0	0
WMU (10.16)	8	63	7.9	30	0	0	0	0.0	0	0
at NAVY (10.23)	0	0	0.0	0	0	0	0	0.0	0	0
TULSA (10.30)	4	12	3.0	5	0	1	1	1.0	0	1
UTAH (11.13)	4	21	5.3	12	0	2	7	3.5	0	4
vs. ARMY (11.20)	9	39	4.3	11	1	0	0	0.0	0	0
at USC (11.27)	11	69	6.3	13	1	1	8	8.0	0	8

* - games started

86 BENNETT JACKSON

Hazlet, N.J. (Raritan)
 Birthdate: 9-16-91

Wide Receiver FR 6-0 172

JACKSON'S AWARDS & HONORS

► #49 freshman WR (Phil Steele)

JACKSON'S PLACE IN THE IRISH RECORD BOOKS

- Single-Game Kickoff Returns (Oct. 23, 2010 vs. Navy, 6, t-3rd)
- Single-Game Kickoff Returns (Oct. 30, 2010 vs. Tulsa, 6, t-3rd)
- Single-Season Kickoff Returns (2010, 29, 3rd)
- Single-Season Kickoff Return Yards (2010, 645, 4th)
- Single-Season Total Punt/Kickoff Return Yards (2010, 645 KR, 0 PR, 8th)

JACKSON'S CAREER HIGHS

Carries: 1, vs. Tulsa (Oct. 30, 2010)
Rushing Yards: 20, vs. Tulsa (Oct. 30, 2010)
Longest Rush: 20, vs. Tulsa (Oct. 30, 2010)
Rushing Touchdowns: None
Kickoff Returns: 6, twice (last vs. Tulsa, Oct. 30, 2010)
Kickoff Return Yards: 126, vs. Tulsa (Oct. 30, 2010)
Longest Kick Return: 43, at Boston College (Oct. 2, 2010)
Receptions: None
Receiving Yards: None
Longest Reception: None
Receiving Touchdowns: None
All-Purpose Yards: 146, vs. Tulsa (Oct. 30, 2010)
Total Tackles: 4, vs. Purdue (Sept. 4, 2010)
Solo Tackles: 3, vs. Purdue (Sept. 4, 2010)
Assisted Tackles: 1, vs. Purdue (Sept. 4, 2010)

FRESHMAN SEASON (2010): Has seen action in all 12 games this season ... serves as the lead kickoff returner and one of the top gunners on punt and kickoff return defense ... has returned 29 kickoffs for a total of 645 yards, good for an average of 22.24 yards per return ... ranks 91st in the FBS in kickoff returns (22.24) ... raced 43 yards on his first career kickoff return, the longest return of the season for Notre Dame, at Boston College ... finished the game versus the Eagles with 111 yards on four kickoff returns, good for a 27.8 yard average ... ran 20 yards on a fake punt to help setup a Notre Dame touchdown against Tulsa ... took the opening kickoff against Utah and returned it 35 yards ... has registered nine tackles on special teams, including eight on kickoff return ... the nine total special teams tackles ranks second-best on the team (only Steve Filer has more with 11) ... his eight kickoff return tackles is second-best on the team ... recorded four solo tackles, all on kickoff return, in his Irish debut against Purdue and added another tackle against Michigan ... added one tackle during the matchup with Western Michigan ... added a pair of kickoff return tackles in the victory over Army ... *for a complete bio, go to page 88 of the 2010 media guide.*

JACKSON'S CAREER SPECIAL TEAM STATS

Year	G-S	Tackles				Fumbles					
		TT	UT	AT	TFL	Scks	FF	FR	PBU	INT	
2010	12-0	9	8	1	0.0-0	0.0-0	0	0-0	0	0-0	

JACKSON'S CAREER RETURN STATS

Year	KR	Yds	Avg	TD	LG	PR	Yds	Avg	TD	LG
2010	29	645	22.2	0	43	0	0	0.0	0	0

JACKSON'S CAREER ALL-PURPOSE STATS

Year	Rush	Rcv	PR	KR	IR	Total	Avg/G
2010	20	0	0	645	0	665	55.4

90

ETHAN JOHNSON



Portland, Ore. (Lincoln)
Birthdate: 12-18-89

Defensive End	JR	6-4	285
---------------	----	-----	-----

JOHNSON'S AWARDS & HONORS

- ▶ Lombardi Award Watch List
- ▶ #25 draft eligible DT (Phil Steele)

JOHNSON'S CAREER HIGHS

Total Tackles: 6, vs. Connecticut (Nov. 21, 2009)
Solo Tackles: 5, at USC (Nov. 29, 2008)
Assisted Tackles: 4, twice (last vs. Western Michigan, Oct. 16, 2010)
Tackles For Loss: 2.0, three times (last vs. Purdue, Sept. 4, 2010)
Sacks: 2.0, twice (last vs. Purdue, Sept. 4, 2010)
Interceptions: None
Forced Fumbles: 1, vs. Washington (Oct. 3, 2009)
Fumble Recoveries: 1, three times (last vs. Western Michigan, Oct. 16, 2010)
Pass Breakups: 2, at Michigan State (Sept. 20, 2008)
Blocked Kicks: 1, vs. Michigan State (Sept. 19, 2009)

JUNIOR SEASON (2010): Has seen action in all 12 games this season ... one of 11 players to start all 12 games for the Irish this season ... joins LB Darius Fleming, CB Gary Gray, DE Kapron Lewis-Moore, S Harrison Smith, ILB Manti Te'o and CB Darrin Walls as the only players on the defensive side of the ball to start all 12 games ... has totaled 31 tackles on the season, including six tackles for loss (21 yards), five of which were for sacks (19 yards) ... ranks second on the team in sacks and fourth in tackles for loss ... tallied two sacks and three total tackles in the season-opening victory over Purdue ... collected three tackles against both Michigan and Michigan State ... registered one solo stop against both Stanford and Boston College ... posted three tackles against Pittsburgh ... posted a season high of five stops, including 1.5 sacks and a fumble recovery against Western Michigan ... registered three tackles, including one for loss versus Navy ... recorded three tackles, 1.5 for loss and 1.5 sacks and a pass breakup against Tulsa ... recorded tackles for loss in three straight games (Western Michigan, Navy and Tulsa) ... made a pair of tackles in the victory at USC to close the regular season ... *for a complete bio, go to page 63 of the 2010 media guide.*

JOHNSON'S CAREER STATS

Year	G-S	Tackles				Fumbles				
		TT	UT	AT	TFL	Scks	FF	FR	PBU	INT
2008	13-4	18	9	9	5.0-21	3.5-17	0	0-0	2	0-0
2009	12-11	31	15	16	6.5-39	4.0-32	1	2-0	0	0-0
2010	12-12	31	13	18	6.0-21	5.0-19	0	1-0	0	0-0
Total	37-27	80	37	43	17.5-81	12.5-68	1	3-0	2	0-0

JOHNSON'S 2010 GAME BY GAME STATS

2010	TT	UT	AT	TFL	Scks	FF	FR	PBU	INT
*PUR (9.4)	3	2	1	2.0-8	2.0-8	0	0-0	0	0-0
*UM (9.11)	3	1	2	0.0-0	0.0-0	0	0-0	0	0-0
*at MSU (9.18)	3	1	2	0.0-0	0.0-0	0	0-0	0	0-0
*STAN (9.25)	1	1	0	0.0-0	0.0-0	0	0-0	0	0-0
*at BC (10.2)	1	1	0	0.0-0	0.0-0	0	0-0	0	0-0
*PITT (10.9)	3	1	2	0.0-0	0.0-0	0	0-0	0	0-0
*WMU (10.16)	5	1	4	1.5-6	1.5-6	0	1-0	1	0-0
*at NAVY (10.23)	3	1	2	1.0-2	0.0-0	0	0-0	0	0-0
*TULSA (10.30)	3	2	1	1.5-5	1.5-5	0	0-0	1	0-0
*UTAH (11.13)	4	1	3	0.0-0	0.0-0	0	0-0	0	0-0
*vs. ARMY (11.20)	0	0	0	0.0-0	0.0-0	0	0-0	0	0-0
*at USC (11.27)	2	1	1	0.0-0	0.0-0	0	0-0	0	0-0

* - games started



7 TJ JONES



Gainesville, Ga. (Gainesville)
Birthdate: 7-19-92

Wide Receiver	FR	5-11	187
---------------	----	------	-----

JONES' AWARDS & HONORS

- ▶ #20 freshman WR (Phil Steele)

JONES' CAREER HIGHS

Receptions: 5, twice (last vs. Tulsa, Oct. 30, 2010)
Receiving Yards: 73, vs. Michigan (Sept. 11, 2010)
Longest Reception: 53, vs. Michigan (Sept. 11, 2010)
Receiving Touchdowns: 1, three times (last vs. Navy, Oct. 23, 2010)
All-Purpose Yards: 73, vs. Michigan (Sept. 11, 2010)

FRESHMAN SEASON (2010): Has seen action in 11 games this season (missed the Utah game with an injury) ... made his Irish debut against Purdue ... started against the Boilermakers, Michigan, Michigan State, Western Michigan, Navy and Tulsa ... has recorded 22 season receptions for 287 yards and three touchdowns ... has registered four catches this season of 20 yards or more ... 13 of 22 receptions have resulted in a touchdown or first down ... three of five catches on third down plays have resulted in a touchdown or first down ... first Irish freshman wideout in school history to catch touchdown passes in each of his first two career games ... already became the second freshman wideout in Notre Dame history to register a touchdown in the Irish season opener ... recorded a five-yard touchdown reception against Purdue ... finished the game with the Boilermakers with three receptions for 41 yards ... collected three passes for a career-best 73 against Michigan ... hauled in a 53-yard touchdown pass from Crist against the Wolverines ... hooked up with Dayne Crist for 37 yards to help set up a Notre Dame field goal in the second quarter against Pittsburgh ... the 37-yard grab was the second longest of Jones' brief career ... recorded one reception for 21 yards against Stanford ... registered a 16-yard touchdown reception against Navy ... added 53 yards receiving versus the Midshipmen ... registered 31 yards on five receptions against Tulsa ... **for a complete bio, go to page 88 of the 2010 media guide.**

JONES' CAREER RECEIVING STATS

Year	G-S	Rec	Yds	TD	LG	Rec/G	Avg/C	Avg/G
2010	11-6	22	287	3	53	2.0	13.0	26.1

JONES' 2010 GAME BY GAME STATS

2010	Rec	Yds	Avg	TD	LG
*PUR (9.4)	3	41	13.7	1	21
*UM (9.11)	3	73	24.3	1	53
*at MSU (9.18)	2	10	5.0	0	7
STAN (9.25)	1	21	21.0	0	21
at BC (10.2)	1	14	14.0	0	14
PITT (10.9)	1	37	37.0	0	37
*WMU (10.16)	1	7	7.0	0	7
*at NAVY (10.23)	5	53	10.6	1	17
*TULSA (10.30)	5	31	6.2	0	9
UTAH (11.13)	Did Not Play				
vs. ARMY (11.20)	0	0	0.0	0	0
at USC (11.27)	0	0	0.0	0	0

* - games started

18 DUVAL KAMARA



Jersey City, N.J. (Hoboken)
Birthdate: 3-1-89

Wide Receiver	SR	6-4	225
---------------	----	-----	-----

KAMARA'S AWARDS & HONORS

- ▶ #32 draft eligible WR (Phil Steele)

KAMARA'S PLACE IN THE IRISH RECORD BOOKS

- ▶ Single-Season Receptions By Freshman (2007, 32, 2nd)
- ▶ Single-Season Receiving Yards By Freshman (2007, 357, 3rd)
- ▶ Single-Season Receiving Touchdowns By Freshman (2007, 4, 2nd)

KAMARA'S CAREER HIGHS

Receptions: 7, Boston College (Oct. 24, 2009)
Receiving Yards: 93, at Stanford (Nov. 24, 2007)
Longest Reception: 35, at Stanford (Nov. 24, 2007)
Receiving TDs: 2, twice (last vs. Utah, Nov. 13, 2010)
Carries: 1, at Michigan (Sept. 12, 2009)
Rushing Yards: 10, at Michigan (Sept. 12, 2009)
Longest Rush: 10, at Michigan (Sept. 12, 2009)

SENIOR SEASON (2010): Has played in nine games for the Irish during the regular season, starting against Navy, Utah, Army and USC ... entered the starting lineup following an injury to Theo Riddick ... did not play against Stanford, Pittsburgh and Tulsa ... has posted 11 receptions for 112 yards and recorded three touchdown catches on the year ... has registered two receptions this season of 20 yards or more ... seven of 11 receptions have resulted in a touchdown or first down ... collected one reception for 12 yards in the season-opening victory Purdue ... did not register a catch over his next four games, but made six catches for 56 yards against Navy (both tops this season) ... also posted one tackle versus the Midshipmen ... dominated the Irish offense with two touchdown receptions against Utah ... found himself back in the starting lineup and responded on Senior Day against Utah ... grabbed a 26-yard touchdown pass to give Notre Dame a 21-3 lead over the Utes and then added a 12-yard touchdown pass to give the Irish a 28-3 lead ... the touchdown receptions were the first for Kamara since Oct. 31, 2009, against Washington State ... the multi-touchdown game was the second of his career ... he had a pair of touchdown catches against Navy on Nov. 3, 2007 ... made just one catch in the victory over USC, but it was a one-yard touchdown grab just before halftime to give the Irish a 13-3 advantage ... totaled one catch for 12 yards over Notre Dame's first seven games, but following the injuries to Riddick and TJ Jones, has recorded 10 receptions for 100 yards and three touchdowns over his final four contests of the regular season ... **for a complete bio, go to page 64 of the 2010 media guide.**

KAMARA'S CAREER RECEIVING STATS

Year	G-S	Rec	Yds	TD	LG	Rec/G	Avg/C	Avg/G
2007	11-5	32	357	4	35	2.9	11.2	32.5
2008	13-9	20	206	1	28	1.5	10.3	15.8
2009	12-5	23	218	1	18	1.9	9.5	18.2
2010	9-4	11	112	3	26	1.2	10.2	12.4
Total	45-23	86	893	9	35	1.9	10.4	19.8

KAMARA'S CAREER RUSHING STATS

Year	Att	Yds	TD	LG	Avg/C	Avg/G
2007	0	0	0	0	0.0	0.0
2008	0	0	0	0	0.0	0.0
2009	1	10	0	10	10.0	0.8
2010	0	0	0	0	0.0	0.0
Total	1	10	0	10	10.0	0.2

KAMARA'S CAREER ALL-PURPOSE STATS

Year	Rush	RCV	PR	KR	IR	Total	Avg/G
2007	0	357	0	0	0	357	32.5
2008	0	206	0	0	0	206	15.8
2009	10	218	0	0	0	228	19.0
2010	0	112	0	0	0	112	12.4
Total	10	893	0	0	0	903	20.1

KAMARA'S 2010 GAME BY GAME STATS

2010	Rec	Yds	Avg	TD	LG
PUR (9.4)	1	12	12.0	0	12
UM (9.11)	0	0	0.0	0	0
at MSU (9.18)	0	0	0.0	0	0
STAN (9.25)	Did Not Play				
at BC (10.2)	0	0	0.0	0	0
PITT (10.9)	Did Not Play				
WMU (10.16)	0	0	0.0	0	0
*at NAVY (10.23)	6	56	9.3	0	21
TULSA (10.30)	Did Not Play				
*UTAH (11.13)	2	38	19.0	2	26
*vs. ARMY (11.20)	1	5	5.0	0	5
*at USC (11.27)	1	1	1.0	1	1

* - games started

89

KAPRON LEWIS-MOORE

Weatherford, Texas (Weatherford)
Birthdate: 1-24-90

Defensive End

JR

6-4

283

LEWIS-MOORE'S AWARDS & HONORS

- ▶ Ted Hendricks Award Watch List
- ▶ #28 draft eligible DE (Phil Steele)

LEWIS-MOORE'S CAREER HIGHS

Total Tackles: 10, vs. Navy (Oct. 23, 2010)
Solo Tackles: 4, five times (last at USC, Nov. 27, 2010)
Assisted Tackles: 8, vs. Utah (Nov. 13, 2010)
Tackles For Loss: 2.0, vs. Washington (Oct. 3, 2009)
Sacks: 1.0, four times (last vs. Western Michigan, Oct. 16, 2010)
Interceptions: None
Forced Fumble: 1, twice (last vs. Western Michigan, Oct. 16, 2010)
Fumble Recoveries: 1, twice (last vs. Pittsburgh, Oct. 9, 2010)
Pass Breakups: 1, vs. Tulsa (Oct. 30, 2010)

JUNIOR SEASON (2010): Has started all 12 games this season ... one of 11 players to start all 12 games for the Irish this season ... joins LB Darius Fleming, CB Gary Gray, DE Ethan Johnson, S Harrison Smith, ILB Manti Te'o and CB Darrin Walls as the only players on the defensive side of the ball to start all 12 games ... has totaled 58 tackles this year, which ranks fifth on the team ... recorded 20 solo and 38 assisted stops ... has added 2.5 tackles for loss (19 yards) and two sacks (19 yards) ... registered four tackles and a sack for minus-14 yards in the season-opening victory over Purdue ... collected three solo tackles and three more assisted stops against Michigan ... registered six more tackles, including two solo stops, against Stanford ... added a solo tackle for the Irish against Pittsburgh ... made just two tackles, but added a sack for minus-five yards and forced fumble against Western Michigan ... collected a career-high 10 tackles, including three solo stops, against Navy ... registered eight assisted tackles in the victory over Utah ... posted a season-high tying four solo tackles (seven overall) in the win over Army at Yankee stadium ... recorded seven tackles for the second straight game in the victory at USC ... four of which were solo stops (equalling season-high for solo tackles) ... **for a complete bio, go to page 65 of the 2010 media guide.**

LEWIS-MOORE'S CAREER STATS

Year	G-S	Tackles				TFL	Scks	Fumbles			
		TT	UT	AT	INT			FF	FR	PBU	INT
2008						Did Not Play					
2009	12-9	46	26	20	7.0-23	2.5-12	1	1-0	0	0-0	
2010	12-12	58	20	38	2.5-19	2.0-19	1	1-0	1	0-0	
Total	24-21	104	46	58	9.5-42	4.5-31	2	2-0	1	0-0	

LEWIS-MOORE'S 2010 GAME BY GAME STATS

2010	TT	UT	AT	TFL	Scks	FF	FR	PBU	INT
*PUR (9.4)	4	1	3	1.0-14	1.0-14	0	0-0	0	0-0
*UM (9.11)	6	3	3	0.0-0	0.0-0	0	0-0	0	0-0
*at MSU (9.18)	0	0	0	0.0-0	0.0-0	0	0-0	0	0-0
*STAN (9.25)	6	2	4	0.0-0	0.0-0	0	0-0	0	0-0
*at BC (10.2)	1	0	1	0.0-0	0.0-0	0	0-0	0	0-0
*PITT (10.9)	4	1	3	0.0-0	0.0-0	0	1-0	0	0-0
*WMU (10.16)	2	1	1	1.0-5	1.0-5	1	0-0	0	0-0
*at NAVY (10.23)	10	3	7	0.0-0	0.0-0	0	0-0	0	0-0
*TULSA (10.30)	3	1	2	0.5-1	0.0-0	0	0-0	1	0-0
*UTAH (11.13)	8	0	8	0.0-0	0.0-0	0	0-0	0	0-0
*vs. ARMY (11.20)	7	4	3	0.0-0	0.0-0	0	0-0	0	0-0
*at USC (11.27)	7	4	3	0.0-0	0.0-0	0	0-0	0	0-0

* - games started

74

CHRISTIAN LOMBARD

Iverness, Ill. (Fremd)
Birthdate: 1-5-92

Offensive Tackle

FR

6-5

290

LOMBARD'S AWARDS & HONORS

- ▶ #14 freshman OL (Phil Steele)

FRESHMAN SEASON (2010): Did not see game action during the 2010 season ... **for a complete bio, go to page 89 of the 2010 media guide.**

70

ZACK MARTIN

Indianapolis, Ind. (Bishop Chatard)
Birthdate: 11-20-90

Offensive Tackle

SO

6-4

290

SOPHOMORE SEASON (2010): Has seen action in all 12 games this season ... one of 11 players to start all 12 games for the Irish this season ... joins C Braxton Cave, OG Chris Stewart and OG Trevor Robinson as the only players on the offensive side of the ball to start all 12 games ... made his first career start against Purdue ... started 10 games at left tackle and two games at right tackle (vs. Pittsburgh and Western Michigan) ... **for a complete bio, go to page 66 of the 2010 media guide.**



MARTIN'S CAREER STATS

Year	G-S
2009	Did Not Play
2010	12-12
Total	12-12

14 LUKE MASSA



Cincinnati, Ohio (St. Xavier)
 Birthdate: 8-16-91

Quarterback	FR	6-4	215
-------------	----	-----	-----

FRESHMAN SEASON (2010): Did not see game action during the 2010 season ... *for a complete bio, go to page 89 of the 2010 media guide.*

15 DAN MCCARTHY



Youngstown, Ohio (Cardinal Mooney)
 Birthdate: 5-20-89

Safety	JR	6-2	205
--------	----	-----	-----

JUNIOR SEASON (2010): Has played in seven games for the Irish during the regular season, including Purdue, Michigan State, Stanford, Boston College, Pittsburgh, Western Michigan and Tulsa (missed the final three games of regular season due to injury) ... has totaled five tackles this year ... recorded three solo and two assisted stops ... has added 0.5 tackles for loss (1 yard) and one forced fumble ... made one solo tackle at Boston College ... posted an assisted tackle against Pittsburgh ... registered three tackles, including two solo stops, in the victory over Western Michigan ... also added a half tackle for loss and forced fumble versus the Broncos ... *for a complete bio, go to page 66 of the 2010 media guide.*

MCCARTHY'S CAREER STATS

Year	G-S	Tackles			TFL	Scks	Fumbles			INT
		TT	UT	AT			FF	FR	PBU	
2008						Did Not Play				
2009	5-0	1	1	0	0.0-0	0.0-0	0	0-0	0	0-0
2010	7-0	5	3	2	0.5-1	0.0-0	1	0-0	0	0-0
Total	12-0	6	4	2	0.5-1	0.0-0	1	0-0	0	0-0

54 ANTHONY MCDONALD



Burbank, Calif. (Notre Dame)
 Birthdate: 10-18-89

Inside Linebacker	JR	6-2	238
-------------------	----	-----	-----

JUNIOR SEASON (2010): Has played in 10 games for the Irish during the regular season (did not play against Utah or USC) ... majority of playing time comes on a variety of special teams units ... has

totalled eight tackles this year ... recorded five solo and three assisted stops ... registered three tackles against Michigan State and Stanford ... collected solo tackles against Michigan, the Cardinal and Army ... registered one personal tackle against Army ... *for a complete bio, go to page 67 of the 2010 media guide.*

MCDONALD'S CAREER STATS

Year	G-S	Tackles			TFL	Scks	Fumbles			
		TT	UT	AT			FF	FR	PBU	INT
2008						Did Not Play				
2009	12-0	10	5	5	0.0-0	0.0-0	0	0-0	0	0-0
2010	10-0	8	5	3	0.0-0	0.0-0	0	0-0	0	0-0
Total	22-0	18	10	8	0.0-0	0.0-0	0	0-0	0	0-0

16 NATE MONTANA



Concord, Calif. (De La Salle)
 Birthdate: 10-3-89

Quarterback	JR	6-4	215
-------------	----	-----	-----

MONTANA'S CAREER HIGHS

- Carries:** 5, vs. Western Michigan (Oct. 16, 2010)
- Rushing Yards:** 23, vs. Michigan (Sept. 11, 2010)
- Rushing Touchdowns:** None
- Longest Rush:** 10, vs. Michigan (Sept. 11, 2010)
- Pass Attempts:** 17, vs. Michigan (Sept. 11, 2010)
- Pass Completions:** 8, vs. Michigan (Sept. 11, 2010)
- Passing Yards:** 104, vs. Michigan (Sept. 11, 2010)
- Long Completion:** 37, vs. Michigan (Sept. 11, 2010)
- Passing Touchdowns:** None
- Completion Percentage:** 47.1 (8-for-17), vs. Michigan (Sept. 11, 2010)
- Passing Yards Per Attempt:** 6.1, vs. Michigan (Sept. 11, 2010)
- Passing Yards Per Completion:** 13.0, vs. Michigan (Sept. 11, 2010)
- Passing Efficiency:** 86.68, vs. Michigan (Sept. 11, 2010)
- Interceptions:** 1, vs. Michigan (Sept. 11, 2010)

JUNIOR SEASON (2010): Has played in three games for the Irish during the regular season against Michigan, Western Michigan and Army ... has completed 50.0% of his passes (9 of 18) for 116 yards and one interception ... has registered a passing efficiency of 93.0 ... has rushed for 25 yards on nine carries ... came into action against the Wolverines following the injury to Dayne Crist ... completed 8 of 17 passes for 104 yards, including a career-best throw of 37 yards ... also rushed four times for 23 yards against Michigan ... ran for two yards and completed his only pass attempt for 12 yards in the victory over Western Michigan ... *for a complete bio, go to page 67 of the 2010 media guide.*

MONTANA'S CAREER STATS

Year	G-S	Passing			Pct	Yds	TD	Rushing			
		Comp	Att	INT				Att	Yds	Avg	TD
2008						Did Not Play					
2010	3-0	9	18	1	50.0	116	0	9	25	2.8	0
Total	3-0	9	18	1	50.0	116	0	9	25	2.8	0

8 KENDALL MOORE



Raleigh, N.C. (Southeast Raleigh)
 Birthdate: 11-15-91


Inside Linebacker	FR	6-1	239
-------------------	----	-----	-----

MOORE'S AWARDS & HONORS

► #27 freshman LB (Phil Steele)

FRESHMAN SEASON (2010): Did not see game action during the 2010 season ... *for a complete bio, go to page 89 of the 2010 media guide.*

17 ZEKE MOTTA



Vero Beach, Fla. (Vero Beach)
 Birthdate: 5-14-90

Safety	SO	6-2	210
--------	----	-----	-----

MOTTA'S CAREER HIGHS

- Total Tackles:** 11, at Michigan State (Sept. 18, 2010)
- Solo Tackles:** 5, at Michigan State (Sept. 18, 2010)
- Assisted Tackles:** 6, at Michigan State (Sept. 18, 2010)
- Tackles For Loss:** 1.0, vs. Pittsburgh (Oct. 9, 2010)
- Sacks:** 0.5, vs. Washington State (Oct. 31, 2009)
- Interceptions:** 1, at Michigan State (Sept. 18, 2010)
- Forced Fumble:** None
- Fumble Recoveries:** 1, vs. Stanford (Sept. 25, 2010)
- Pass Breakups:** 1, vs. Michigan (Sept. 11, 2010)

SOPHOMORE SEASON (2010): Has played in all 12 games for the Irish during the regular season, starting against Michigan, Michigan State, Western Michigan, Navy, Tulsa, Utah and USC ... has totaled 46 tackles this year ... recorded 27 solo and 19 assisted stops ... ranked seventh on the team in tackles ... added 1.5 tackles for loss (one yard), one fumble recovery, one interception and two pass break-ups ... tallied three tackles, including two solo stops against Purdue ... registered four tackles and a pass breakup against Michigan ... registered career-highs in total tackles (11), solo stops (five) and assisted tackles (six) against Michigan State ... added a half tackle for loss and interception against the Spartans ... registered three solo stops and four tackles overall against Stanford and three total stops (all solo tackles) against Pittsburgh ... added a tackle for loss against the Panthers ... registered four tackles, two solo, in the victory over Western Michigan ... totaled six tackles, five assisted stops, against Navy ... collected three tackles, two solo stops, against Utah ... totaled four solo tackles in the regular season finale at USC ... *for a complete bio, go to page 67 of the 2010 media guide.*

MOTTA'S CAREER STATS

Year	G-S	Tackles					Fumbles				
		TT	UT	AT	TFL	Scks	FF	FR	PBU	INT	
2009	12-0	12	6	6	0.5-1	0.5-1	0	0-0	0	0-0	
2010	12-7	46	27	19	1.5-1	0.0-0	0	1-0	2	1-0	
Total	24-7	58	33	25	2.0-2	0.5-1	0	1-0	2	1-0	

MOTTA'S 2010 GAME BY GAME STATS

2010	TT	UT	AT	TFL	Scks	FF	FR	PBU	INT
PUR (9.4)	3	2	1	0.0-0	0.0-0	0	0-0	0	0-0
*UM (9.11)	4	2	2	0.0-0	0.0-0	0	0-0	1	0-0
*at MSU (9.18)	11	5	6	0.5-0	0.0-0	0	0-0	0	1-0
STAN (9.25)	4	3	1	0.0-0	0.0-0	0	1-0	0	0-0
at BC (10.2)	3	2	1	0.0-0	0.0-0	0	0-0	0	0-0
PITT (10.9)	3	3	0	1.0-1	0.0-0	0	0-0	0	0-0
*WMU (10.16)	4	2	2	0.0-0	0.0-0	0	0-0	0	0-0
*at NAVY (10.23)	6	1	5	0.0-0	0.0-0	0	0-0	0	0-0
*TULSA (10.30)	1	1	1	0.0-0	0.0-0	0	0-0	0	0-0
*UTAH (11.13)	3	2	1	0.0-0	0.0-0	0	0-0	0	0-0
vs. ARMY (11.20)	0	0	0	0.0-0	0.0-0	0	0-0	0	0-0
*at USC (11.27)	4	4	0	0.0-0	0.0-0	0	0-0	1	0-0

* - games started

56 KERRY NEAL



Bunn, N.C. (Bunn)
 Birthdate: 8-30-88

Outside Linebacker	SR	6-2	245
--------------------	----	-----	-----

NEAL'S AWARDS & HONORS

► #60 draft eligible DE (Phil Steele)

NEAL'S CAREER HIGHS

- Total Tackles:** 7, two times (last vs. Navy, Nov. 7, 2009)
- Solo Tackles:** 5, vs. Washington (Oct. 3, 2009)
- Assisted Tackles:** 5, twice (last vs. Stanford, Sept. 25, 2010)
- Tackles For Loss:** 2.0, vs. Washington (Oct. 3, 2009)
- Sacks:** 1.0, five times (last vs. Washington, Oct. 3, 2009)
- Interceptions:** 1, vs. San Diego State (Sept. 6, 2008)
- Interception Return Yards:** 2, vs. San Diego State (Sept. 6, 2008)
- Longest Interception Return:** 2, vs. San Diego State (Sept. 6, 2008)
- Forced Fumble:** 1, vs. Tulsa (Oct. 30, 2010)
- Fumble Recovery:** 1, three times (last vs. Western Michigan, Oct. 16, 2010)
- Fumble Return Yards:** 11, at UCLA (Oct. 6, 2007)
- Longest Fumble Return:** 11, at UCLA (Oct. 6, 2007)
- Pass Breakups:** 1, five times (last vs. Stanford, Sept. 25, 2010)

SENIOR SEASON (2010): Has played in all 12 games for the Irish during the regular season, starting every game with the exception of Army ... has totaled 38 tackles this year ... recorded 12 solo and 36 assisted stops ... has added 1.5 tackles for loss (13 yards) and 1.5 sacks (13 yards) ... only player on the Notre Dame roster to have played in every single game over the last four years (2007-10) ... totaled five tackles, four assisted stops, and a half sack in the victory over Purdue ... made two assisted stops (two overall) against Michigan ... collected three tackles at Michigan State ... posted five assisted tackles (five overall) versus Stanford ... recorded two total tackles against Boston College and Pittsburgh in back-to-back outings ... registered five total tackles, two solo stops, versus Western Michigan ... posted a season-high six tackles, two solo stops, forced a fumble and collected a half tackle for loss against Tulsa ... had two assisted tackles (two overall) in the victory over Utah ... made three tackles, including two solo stops in the regular season finale at USC ... *for a complete bio, go to page 68 of the 2010 media guide.*



NEAL'S CAREER STATS

Year	G-S	Tackles				TFL	Scks	Fumbles			INT
		TT	UT	AT	AT			FF	FR	PBU	
2007	12-5	20	8	12	2.0-9	2.0-9	0	2-11	3	0-0	
2008	13-11	25	11	14	4.0-19	2.0-15	0	0-0	0	1-2	
2009	12-5	25	16	9	3.5-20	1.5-15	0	0-0	1	0-0	
2010	12-11	38	12	26	1.5-13	1.5-13	1	1-0	1	0-0	
Total	49-32	108	47	61	11.0-61	7.0-52	1	3-11	5	1-2	

NEAL'S 2010 GAME BY GAME STATS

2010	TT	UT	AT	TFL	Scks	FF	FR	PBU	INT
*PUR (9.4)	5	1	4	0.5-6	0.5-6	0	0-0	0	0-0
*UM (9.11)	2	0	2	0.0-0	0.0-0	0	0-0	0	0-0
*at MSU (9.18)	3	1	2	0.0-0	0.0-0	0	0-0	0	0-0
*STAN (9.25)	5	0	5	0.0-0	0.0-0	0	0-0	1	0-0
*at BC (10.2)	2	1	1	0.0-0	0.0-0	0	0-0	0	0-0
*PITT (10.9)	2	0	2	0.0-0	0.0-0	0	0-0	0	0-0
*WMU (10.16)	5	3	2	0.5-4	0.5-4	0	1-0	0	0-0
*at NAVY (10.23)	2	0	2	0.0-0	0.0-0	0	0-0	0	0-0
*TULSA (10.30)	6	4	2	0.5-3	0.5-3	1	0-0	0	0-0
*UTAH (11.13)	2	2	0	0.0-0	0.0-0	0	0-0	0	0-0
vs. ARMY (11.20)	1	0	1	0.0-0	0.0-0	0	0-0	0	0-0
*at USC (11.27)	3	1	2	0.0-0	0.0-0	0	0-0	0	0-0

* - games started

99 BRANDON NEWMAN



Louisville, Ky. (Pleasure Ridge Point)
 Birthdate: 2-15-90

Nose Guard JR 6-0 300

JUNIOR SEASON (2010): Did not see game action during the 2010 season ... *for a complete bio, go to page 69 of the 2010 media guide.*

NEWMAN'S CAREER STATS

Year	G-S	Tackles				TFL	Scks	Fumbles			INT
		TT	UT	AT	AT			FF	FR	PBU	
2008					Did Not Play						
2009	1-0	0	0	0	0.0-0	0.0-0	0	0-0	0	0-0	
2010					Did Not Play						
Total	1-0	0	0	0	0.0-0	0.0-0	0	0-0	0	0-0	

64 TATE NICHOLS



Walton, Ky. (Ryle)
 Birthdate: 3-19-92

Offensive Tackle FR 6-8 303

FRESHMAN SEASON (2010): Did not see game action during the 2010 season ... *for a complete bio, go to page 89 of the 2010 media guide.*

67 LOUIS NIX III



Jacksonville, Fla. (Raines)
 Birthdate: 7-31-91

Nose Guard FR 6-3 350

NIX'S AWARDS & HONORS

► #85 freshman overall player (Lindy's)

FRESHMAN SEASON (2010): Did not see game action during the 2010 season ... *for a complete bio, go to page 89 of the 2010 media guide.*

76 ANDREW NUSS



Ashburn, Va. (Stone Bridge)
 Birthdate: 12-7-88

Offensive Guard SR 6-5 297

SENIOR SEASON (2010): Has played in 11 games for the Irish during the regular season (did not play against Purdue) as a reserve lineman and a special-teams member ... *for a complete bio, go to page 70 of the 2010 media guide.*

NUSS' CAREER STATS

Year	G-S
2007	Did Not Play
2008	2-0
2009	11-0
2010	11-0
Total	24-0

91 EMEKA NWANKWO



North Miami Beach, Fla. (Chaminade-Madonna Prep)
 Birthdate: 9-24-88

Defensive End SR 6-4 290

SENIOR SEASON (2010): Has played in seven games for the Irish during the regular season (did not see action against Michigan State, Stanford, Pittsburgh, Navy, USC) ... has totaled three tackles this year ... recorded one solo and two assisted stops ... registered two tackles, one solo stop, against Michigan ... *for a complete bio, go to page 70 of the 2010 media guide.*

NWANKWO'S CAREER STATS

Year	G-S	Tackles			TFL	Scks	Fumbles			INT
		TT	UT	AT			FF	FR	PBU	
2007					Did Not Play					
2008	7-0	2	2	0	0.0-0	0.0-0	0	0-0	0	0-0
2009					Did Not Play					
2010	7-0	3	1	2	0.0-0	0.0-0	0	0-0	0	0-0
Total	14-0	5	3	2	0.0-0	0.0-0	0	0-0	0	0-0

30 STEVE PASKORZ

Allison Park, Pa. (Hampton)
Birthdate: 8-5-88



Inside Linebacker SR 6-1 246

SENIOR SEASON (2010): Did not see game action during the 2010 season ... suffered season-ending knee injury in fall practice ... *for a complete bio, go to page 70 of the 2010 media guide.*

PASKORZ'S CAREER STATS

Year	G-S
2007	Did Not Play
2008	10-0
2009	2-0
2010	Did Not Play
Total	12-0

36 DAVID POSLUSZNY

Aliquippa, Pa. (Hopewell)
Birthdate: 9-21-89



Inside Linebacker JR 6-0 235

JUNIOR SEASON (2010): Has played in five games for the Irish during the regular season against Michigan, Western Michigan, Navy, Tulsa and Utah ... has one three tackle this year ... recorded one assisted tackle against Navy ... *for a complete bio, go to page 71 of the 2010 media guide.*

POSLUSZNY'S CAREER STATS

Year	G-S	Tackles			TFL	Scks	Fumbles			INT
		TT	UT	AT			FF	FR	PBU	
2008					Did Not Play					
2009	10-0	3	2	1	0.0-0	0.0-0	0	0-0	0	0-0
2010	5-0	1	0	1	0.0-0	0.0-0	0	0-0	0	0-0
Total	15-0	4	2	2	0.0-0	0.0-0	0	0-0	0	0-0

83 MIKE RAGONE

Camden, N.J. (Camden Catholic)
Birthdate: 2-18-88



Tight End SR 6-4 245

RAGONE'S CAREER HIGHS

Receptions: 3, vs. Connecticut (Nov. 21, 2009)
Receiving Yards: 33, vs. Navy (Nov. 7, 2009)
Receiving Touchdowns: None
Longest Reception: 30, vs. Navy (Nov. 7, 2009)

SENIOR SEASON (2010): Has played in 11 games for the Irish during the regular season, starting against Tulsa and Utah ... did not play in the season opener against Purdue ... recorded three receptions for 32 yards on the year ... registered catches in three consecutive games (Pittsburgh, Western Michigan and Navy) ... recorded an 11-yard reception against the Panthers ... snatched a 12-yard pass versus the Broncos ... collected a nine-yard pass against the Midshipmen... *for a complete bio, go to page 71 of the 2010 media guide.*

RAGONE'S CAREER RECEIVING STATS

Year	G-S	Rec	Yds	TD	LG	Rec/G	Avg/C	Avg/G
2007	11-0	1	7	0	7	0.1	7.0	0.6
2008					Did Not Play			
2009	12-7	6	60	0	30	0.5	10.0	5.0
2010	11-2	3	32	0	12	0.3	10.7	2.9
Total	34-9	10	99	0	30	0.3	9.9	2.9

RAGONE'S 2010 GAME BY GAME STATS

2010	Rec	Yds	Avg	TD	LG
PUR (9.4)					Did Not Play
UM (9.11)	0	0	0.0	0	0
at MSU (9.18)	0	0	0.0	0	0
STAN (9.25)	0	0	0.0	0	0
at BC (10.2)	0	0	0.0	0	0
PITT (10.9)	1	11	11.0	0	11
WMU (10.16)	1	12	12.0	0	12
at NAVY (10.23)	1	9	9.0	0	9
*TULSA (10.30)	0	0	0.0	0	0
*UTAH (11.13)	0	0	0.0	0	0
vs. ARMY (11.20)	0	0	0.0	0	0
at USC (11.27)	0	0	0.0	0	0

* - games started

13 TOMMY REES



Lake Forest, Ill. (Lake Forest)
 Birthdate: 5-22-92

Quarterback FR 6-2 210

REES' CAREER HIGHS

- Carries: 4, at USC (Nov. 27, 2010)
- Rushing Yards: 5, vs. Tulsa (Oct. 30, 2010)
- Rushing Touchdowns: None
- Longest Rush: 12, vs. Tulsa (Oct. 30, 2010)
- Pass Attempts: 54, vs. Tulsa (Oct. 30, 2010)
- Pass Completions: 33, vs. Tulsa (Oct. 30, 2010)
- Passing Yards: 334, vs. Tulsa (Oct. 30, 2010)
- Long Completion: 35, vs. Tulsa (Oct. 30, 2010)
- Passing Touchdowns: 4, vs. Tulsa (Oct. 30, 2010)
- Completion Percentage: 85.7 (6-for-7), vs. Navy (Oct. 23, 2010)
- Passing Yards Per Attempt: 10.7, vs. Army (Nov. 20, 2010)
- Passing Yards Per Completion: 16.5, vs. Army (Nov. 20, 2010)
- Passing Efficiency: 180.51, vs. Navy (Oct. 23, 2010)
- Interceptions: 3, vs. Tulsa (Oct. 30, 2010)

REES' PLACE IN THE IRISH RECORD BOOKS

- ▶ Single-Game Pass Completions (Oct. 30, 2010 vs. Tulsa, 33, t-2nd)
- ▶ Single-Game Pass Attempts (Oct. 30, 2010 vs. Tulsa, 54, 6th)
- ▶ Single-Game Touchdown Passes (Oct. 30, 2010 vs. Tulsa, 4, t-6th)
- ▶ Single-Season Completion Percentage (2010, 63.0, 3rd)
- ▶ Single-Game Pass Completions By Freshman (Oct. 30, 2010 vs. Tulsa, 33, 1st)
- ▶ Single-Game Passing Touchdown By Freshman (Oct. 30, 2010 vs. Tulsa, 4, 1st)
- ▶ Single-Game Pass Attempts By Freshman (Oct. 30, 2010 vs. Tulsa, 54, 2nd)
- ▶ Single-Game Passing Yards By Freshman (Oct. 30, 2010 vs. Tulsa, 343, 2nd)
- ▶ Single-Game Passing Touchdown By Freshman (Nov. 13, 2010 vs. Utah, 3, t-2nd)
- ▶ Single-Game Completion Percentage By Freshman (Nov. 13, 2010 vs. Tulsa, .650, t-4th)
- ▶ Single-Game Completion Percentage By Freshman (Nov. 20, 2010 vs. Utah, .650, t-4th)
- ▶ Single-Season Completion Percentage By Freshman (2010, 63.0, 1st)
- ▶ Single-Season Passing Touchdown By Freshman (2010, 10, 2nd)
- ▶ Single-Season Pass Completions By Freshman (2010, 85, 3rd)
- ▶ Single-Season Passing Efficiency By Freshman (2010, 131.87, 3rd)
- ▶ Single-Season Pass Attempts By Freshman (2010, 135, 4th)
- ▶ Single-Season Passing Yards By Freshman (2010, 905, 5th)
- ▶ Single-Season Games Played By Freshman Quarterback (2010, 8, t-6th)

FRESHMAN SEASON (2010): Has played in eight games for the Irish during the regular season, starting three contests (Utah, Army and USC) ... completed 63.0% of his passes (85 of 135) for 905 yards and 10 touchdowns ... registered a passing efficiency of 131.87 ... has registered 15 completions this season of 20 yards or more ... has completed 70% (38 of 54) of his passes on first down this season ... made career debut against Michigan, but attempted two passes, one of which was intercepted, without a completion ... saw action late in the game against Navy, but guided the Irish on a touchdown drive ... went 6 of 7 for 79 yards on the scoring drive ... replaced Dayne Crist following his season-ending injury against Tulsa ... proceeded to complete 33 of 54 passes for 334 yards and four touchdowns ... was the first Irish freshman quarterback to ever throw four touchdown passes in a single game ... the 334 yards passing was the most ever by a quarterback that did not start the game ... his 300-yard game was the 35th in school history and second-ever by a Notre Dame freshman ... Brady Quinn is the only other freshman signal caller to throw for at least 300 yards in a single game (350, Oct. 25, 2003 at Boston College) ... started the final three games of the regular season at national sports landmarks (Notre Dame Stadium, Yankee Stadium and the Los Angeles Memorial Coliseum) ... ninth freshman quarterback to start for the Irish in the last 60 seasons (1951-present), joining Ralph Guglielmi (1951), Blair Kiel (1980), Steve Beuerlein (1983), Kent Graham (1987), Paul Failla (1991), Matt LoVecchio (2000), Brady Quinn (2003)

and Jimmy Clausen (2007) ... became the first Irish freshman quarterback to knock off a top 20 opponent since Blair Kiel helped Notre Dame get past No. 13 Miami, Fla., 32-14 ... completed 13 of 20 passes for 129 yards and three touchdowns in the victory over Utah ... his three touchdown passes were the most by a freshman in his first career start in school history ... he also threw for the fourth-most yards ever by an Irish quarterback in his first start ... threw seven touchdown passes in back-to-back outings against Tulsa (four) and Utah (three) ... the seven touchdown passes in consecutive games were the third-most touchdown passes over a two-game stretch in school history ... only Brady Quinn has ever thrown more touchdown passes in two consecutive games ... Quinn had nine touchdown passes over back-to-back games in 2009 and twice had eight touchdown passes in consecutive games in 2006 ... threw for 214 yards and completed 13 of 20 passes for the second straight game in the victory over Army ... collected another touchdown pass against the Black Knights ... closed out the regular season connecting on 20 of 32 pass attempts for 149 yards and two touchdowns ... the first rookie Notre Dame quarterback to knock off USC since Matt LoVecchio in 2000 ... three two touchdown passes in three of the last four games... **for a complete bio, go to page 90 of the 2010 media guide.**

REES' CAREER STATS

Year	G-S	Passing					Rushing				
		Comp	Att	INT	Pct	Yds	TD	Att	Yds	Avg	TD
2010	8-3	85	135	8	63.0	905	10	11	-4	-0.4	0

REES' 2010 GAME BY GAME STATS

2010	Passing					Rushing				
	Comp	Att	INT	Pct	Yds	TD	Att	Yds	Avg	TD
PUR (9.4)										
UM (9.11)	0	2	1	0.0	0	0	0	0	0.0	0
at MSU (9.18)										
STAN (9.25)										
at BC (10.2)	0	0	0	0.0	0	0	0	0	0.0	0
PITT (10.9)										
WMU (10.16)	0	0	0	0.0	0	0	0	0	0.0	0
at NAVY (10.23)	6	7	0	85.7	79	0	0	0	0.0	0
TULSA (10.30)	33	54	3	61.1	334	4	2	5	2.5	0
*UTAH (11.13)	13	20	0	65.0	129	3	2	-7	-3.5	0
*vs. ARMY (11.20)	13	20	1	65.0	214	1	3	1	0.3	0
*at USC (11.27)	20	32	3	62.5	149	2	4	-3	-0.8	0

* - games started

6 THEO RIDDICK



Manville, N.J. (Immaculata)
 Birthdate: 5-4-91

Wide Receiver SO 5-11 198

RIDDICK'S PLACE IN THE IRISH RECORD BOOKS

- ▶ Single-Game Kickoff Returns (Oct. 3, 2009 vs. Washington, 6, t-3rd)
- ▶ Single-Game Kickoff Returns (Nov. 28, 2009 at Stanford, 6, t-3rd)
- ▶ Single-Game Receptions (Sept. 18, 2010 at Michigan State, 10, t-9th)
- ▶ Single-Season Kickoff Returns (2009, 37, 1st)
- ▶ Single-Season Kickoff Return Yards (2009, 849, 1st)
- ▶ Single-Season Total Kickoff/Punt Return Yards (2009, 849, 3rd)
- ▶ Career Kickoff Returns (39, 9th)
- ▶ Career Kickoff Return Yards (885, 10th)

RIDDICK'S CAREER HIGHS

Carries: 9, vs. Washington State (Oct. 31, 2009)
Rushing Yards: 51, vs. Washington State (Oct. 31, 2009)
Rushing Touchdowns: None
Longest Rush: 24, at Purdue (Sept. 26, 2009)
Receptions: 10, at Michigan State (Sept. 18, 2010)
Receiving Yards: 128, at Michigan State (Sept. 18, 2010)
Receiving Touchdowns: 1, three times (last at Boston College, Oct. 2, 2010)
Longest Reception: 37, vs. Michigan (Sept. 11, 2010)
Kick Returns: 6, vs. Washington (Oct. 3, 2009)
Kick Return Yards: 129, vs. Washington (Oct. 3, 2009)
Longest Kick Return: 38, vs. Michigan State (Sept. 19, 2009)
All-Purpose Yards: 152, vs. Navy (Nov. 7, 2009)

SOPHOMORE SEASON (2010): Has played in eight games for the Irish during the regular season, starting seven ... missed four games (Navy, Tulsa, Utah and Army with a foot injury) ... still ranks second on the team in receptions, receiving yards and receiving touchdowns ... recorded 39 catches for 412 yards and three touchdowns ... added three rushes for minus-three yards and two kickoff returns for 36 yards ... has registered four catches this season of 20 yards or more ... 22 of 39 receptions have resulted in a touchdown or first down ... five of seven receptions on third down plays have resulted in a touchdown or first down ... started out Irish career as a running back, but first-year head coach Brian Kelly liked the idea of moving Riddick to the slot in his spread offense ... somewhat slow in his progression at wideout over Notre Dame's first two games of 2010 ... managed just four catches for 52 yards against Purdue and Michigan, but the wide receiver found his form over a four-game stretch against Michigan State, Stanford, Boston College and Pittsburgh ... totaled 33 receptions for 343 yards and three touchdowns (all team-highs over the four-game stretch) ... recorded a game-high and career-high 10 catches for 128 yards against Michigan State ... also grabbed a 15-yard touchdown pass from Dayne Crist versus the Spartans ... registered his first career 100-yard receiving game against Michigan State ... posted two grabs for 42 yards on Notre Dame's opening scoring drive of the second half (an 18- and 24-yard grab) ... his 10 receptions against the Spartans were tied for the ninth-most in single-game school history ... his output was tied for the third-most ever by an Irish sophomore wideout ... Michael Floyd also hauled in 10 catches against Navy on Nov. 7, 2009 and Jim Seymour, who was a first-year player, but a sophomore eligibility wise, has the two highest outputs (13 and 11 catches in 1966) ... registered a touchdown catch in three consecutive weeks (Michigan State, Stanford and Boston College) ... recorded seven catches for 71 yards and a touchdown versus Stanford ... added nine more catches (69 yards) and a touchdown in the victory at Boston College ... collected seven receptions over 75 yards against Pittsburgh ... managed just one catch against Western Michigan before he was sidelined by an injury ... returned to the field against USC and has one catch for six yards ... **for a complete bio, go to page 72 of the 2010 media guide.**

RIDDICK'S CAREER RECEIVING STATS

Year	G-S	Rec	Yds	TD	LG	Rec/G	Avg/C	Avg/G
2009	12-1	6	43	0	16	0.5	7.2	3.6
2010	8-7	39	412	3	37	4.9	10.6	51.5
Total	20-8	45	455	3	37	2.2	10.1	22.8

RIDDICK'S CAREER RUSHING STATS

Year	Att	Yds	TD	LG	Avg/C	Avg/G
2009	29	160	0	24	5.5	13.3
2010	3	-3	0	3	-1.0	-0.4
Total	32	157	0	24	4.9	7.8

RIDDICK'S CAREER RETURN STATS

Year	KR	Yds	Avg	TD	LG	PR	Yds	Avg	TD	LG
2009	37	849	22.9	0	38	0	0	0.0	0	0
2010	2	36	18.0	0	19	0	0	0.0	0	0
Total	39	885	22.7	0	38	0	0	0.0	0	0

RIDDICK'S CAREER ALL-PURPOSE STATS

Year	Rush	RCV	PR	KR	IR	Total	Avg/G
2009	160	43	0	849	0	1052	87.7
2010	-3	412	0	36	0	445	55.6
Total	157	455	0	885	0	1497	74.8

RIDDICK'S 2010 GAME BY GAME STATS

2010	Rec	Yds	Avg	TD	LG
*PUR (9.4)	2	13	6.5	0	7
*UM (9.11)	2	39	19.5	0	37
*at MSU (9.18)	10	128	12.8	1	24
*STAN (9.25)	7	71	10.1	1	22
*at BC (10.2)	9	69	7.7	1	20
*PITT (10.9)	7	75	10.7	0	16
*WMU (10.16)	1	11	11.0	0	11
at NAVY (10.23)		Did Not Play			
TULSA (10.30)		Did Not Play			
UTAH (11.13)		Did Not Play			
vs. ARMY (11.20)		Did Not Play			
at USC (11.27)	1	6	6.0	0	6

* - games started

31 CAMERON ROBERSON



Newbury Park, Calif. (Newbury Park)
 Birthdate: 3-13-92

Running Back FR 6-0 218

ROBERSON'S AWARDS & HONORS

► #36 freshman RB (Phil Steele)

FRESHMAN SEASON (2010): Did not see game action during the 2010 season ... **for a complete bio, go to page 90 of the 2010 media guide.**

78 TREVOR ROBINSON



Elkhorn, Neb. (Elkhorn)
 Birthdate: 5-16-90

Offensive Guard JR 6-5 295

ROBINSON'S AWARDS & HONORS

► Outland Trophy Watch List
 ► #23 draft eligible G (Phil Steele)

JUNIOR SEASON (2010): Has seen action in all 12 games this season ... one of 11 players to start all 12 games for the Irish this season ... joins C Braxton Cave, OG Chris Stewart and OT Zack Martin as the only players on the offensive side of the ball to start all 12 games ... made his first career start against Purdue ... **for a complete bio, go to page 73 of the 2010 media guide.**

ROBINSON'S CAREER STATS

Year	G-S
2008	11-3
2009	11-11
2010	12-12
Total	34-26

77 MATT ROMINE



Tulsa, Okla. (Union)
Birthdate: 7-19-88

Offensive Tackle	SR	6-5	292
------------------	----	-----	-----

SENIOR SEASON (2010): Has played in eight games for the Irish during the regular season (did not play in any of the first four games this year) ... served predominantly as a reserve lineman until Taylor Dever's injury forced him into the starting lineup ... started three straight games against Pittsburgh, Western Michigan and Navy ... the start against the Panthers was the first of his career ... **for a complete bio, go to page 73 of the 2010 media guide.**

ROMINE'S CAREER STATS

Year	G-S
2007	2-0
2008	5-0
2009	8-0
2010	8-3
Total	23-3

9 KYLE RUDOLPH



Cincinnati, Ohio (Elder)
Birthdate: 11-9-89

Tight End	JR	6-6	265
-----------	----	-----	-----

RUDOLPH'S AWARDS & HONORS

- ▶ John Mackey Award Semifinalist
- ▶ John Mackey Tight End of the Week (Sept. 15)
- ▶ Rivals.com Independent Player of the Week (Sept. 14)
- ▶ John Mackey Award Watch List
- ▶ Lombardi Award Watch List
- ▶ #1 draft eligible TE (Phil Steele)
- ▶ First Team Preseason All-America (Sporting News)
- ▶ Third Team Preseason All-America (Athlon)
- ▶ #75 player overall (Athlon)
- ▶ #2 TE (Athlon)
- ▶ First Team Preseason All-America (Yahoo! Sports)
- ▶ First Team Preseason All-America (Lindy's)
- ▶ #1 TE (Lindy's)

RUDOLPH'S PLACE IN THE IRISH RECORD BOOKS

- ▶ Single-Game Receiving Yards By Tight End (Sept. 11, 2010 vs. Michigan, 164, 1st)
- ▶ Single-Game Receptions By Tight End (Sept. 11, 2010 vs. Michigan, 8, 2nd)
- ▶ Single-Season Receptions By Tight End (2009, 33, 7th)
- ▶ Single-Season Receptions By Tight End (2008, 29, 9th)
- ▶ Single-Season Receptions By Tight End (2010, 28, 10th)
- ▶ Career Receptions By Tight End (90, 4th)
- ▶ Career Receiving Yards By Tight End (1032, 4th)

RUDOLPH'S CAREER HIGHS

Receptions: 8, twice (last at Michigan State, Sept. 18, 2010)
Receiving Yards: 164, vs. Michigan (Sept. 11, 2010)
Longest Reception: 95, vs. Michigan (Sept. 11, 2010)
Receiving Touchdowns: 1, eight times (last at Boston College, Oct. 2, 2010)

JUNIOR SEASON (2010): Started at tight end against Purdue, Michigan, Michigan State, Stanford, Boston College and Pittsburgh (did not play in the final six games of the season due to a season-ending hamstring injury) ... totaled 28 catches for 328 yards and three touchdowns ... registered two receptions this season of 20 yards or more ... 15 of 28 receptions resulted in a touchdown or first down ... five of 11 receptions on third down plays resulted in a touchdown or first down ... ranked among the top five tight ends in the FBS in overall receptions, receiving yards, yards per reception, receiving yards per game and receptions per game before being sidelined for the rest of the 2010 season ... named John Mackey Tight End of the Week on Sept. 15 following his record-setting performance against Michigan and was also named a semifinalist for the award despite being lost for the year with an injury ... was on pace for 56 receptions, which would have broken Ken MacAfee's single-season school record for receptions by a tight end ... was also on pace for 656 yards receiving, which would have been the second-most in school history for a tight end ... caught five passes for 43 yards during the season opener against Purdue ... equaled his career single-game high in receptions with eight and receiving yards with 164 against Michigan ... set a single-game school record for receiving yards by a tight end and fell one catch shy of the tight end record for catches in a game ... his total surpassed Anthony Fasano's previous mark of 155 yards in 2004 ... his 95-yard touchdown catch in the fourth quarter against the Wolverines was the second-longest reception in Notre Dame history ... school record pass play was a Blair Kiel to Joe Howard 96-yard connection against Georgia Tech in 1981 ... was the longest reception by a Notre Dame tight end, breaking the previous mark of 78 by Mike Creaney versus Pitt in 1970 ... backed up his record setting day against the Wolverines with another top-notch effort at Michigan State ... matched his career-high of eight catches (established the week prior) for 80 yards and one touchdown ... became the fourth Irish tight end to ever eclipse the 1,000-yard receiving barrier following a nine-yard catch in the first quarter against Pittsburgh ... posted a touchdown reception at Boston College ... assisted the Irish offense with 38 yards on five catches against Pittsburgh despite a torn hamstring ... **for a complete bio, go to page 74 of the 2010 media guide.**

RUDOLPH'S CAREER RECEIVING STATS

Year	G-S	Rec	Yds	TD	LG	Rec/G	Avg/C	Avg/G
2008	13-13	29	340	2	29	2.2	11.7	26.2
2009	10-9	33	364	3	52	3.3	11.0	36.4
2010	6-6	28	328	3	95	4.7	11.7	54.7
Total	29-28	90	1032	8	95	3.1	11.5	35.6

RUDOLPH'S 2010 GAME BY GAME

2010	Rec	Yds	Avg	TD	LG
*PUR (9.4)	5	43	6.5	0	12
*UM (9.11)	8	164	19.5	1	95
*at MSU (9.18)	8	80	12.8	1	18
*STAN (9.25)	1	1	10.1	0	1
*at BC (10.2)	1	2	7.7	1	2
*PITT (10.9)	5	38	10.7	0	12
WMU (10.16)					Did Not Play
at NAVY (10.23)					Did Not Play
TULSA (10.30)					Did Not Play
UTAH (11.13)					Did Not Play
vs. ARMY (11.20)					Did Not Play
at USC (11.27)					Did Not Play

* - games started

97 DAVID RUFFER



Oakton, Va. (Gonzaga)
 Birthdate: 11-30-88

Kicker	SR	6-1	176
--------	----	-----	-----

RUFFER'S AWARDS & HONORS

- ▶ Groza Award Finalist
- ▶ Groza Award Semifinalist
- ▶ ESPN/CoSIDA Academic All-American First Team
- ▶ ESPN/CoSIDA Academic All-District Team for District 5
- ▶ SI.com Second-Team All-American

RUFFER'S PLACE IN THE IRISH RECORD BOOKS

- ▶ Most Consecutive Field Goals Made In A Career (20, 1st)
- ▶ Most Consecutive Field Goals Made In A Single-Season (15, 1st)
- ▶ Most Consecutive Games With A Made Field Goal (11, t-2nd)
- ▶ Single-Season Field Goals Made (2010, 15, 5th)
- ▶ Longest Field Goal Made (Oct. 9, 2010 vs. Pittsburgh, 50, t-6th)

RUFFER'S CAREER HIGHS

Extra Points Attempted: 6, vs. Western Michigan (Oct. 16, 2010)
Extra Points Converted: 5, twice (last vs. Western Michigan, Oct. 16, 2010)
Field Goals Attempted: 3, three times (last vs. Pittsburgh, Oct. 9, 2010)
Field Goals Converted: 3, three times (last vs. Pittsburgh, Oct. 9, 2010)
Longest FG: 50, vs. Pittsburgh (Oct. 9, 2010)
Points Scored: 12, vs. Connecticut (Nov. 21, 2009)
Kickoffs: 8, vs. Western Michigan (Oct. 16, 2010)
Kickoff Yards: 529, vs. Western Michigan (Oct. 16, 2010)
Kickoff Yard Average: 69.8, vs. Michigan (Sept. 11, 2010)
Touchbacks: 3, vs. Tulsa (Oct. 30, 2010)

SENIOR SEASON (2010): Served as the primary field goal kicker in all 12 matchups for the Irish this season ... has converted 20 consecutive field goals ... the 20 straight field goals is the longest streak in school history, but even more amazing is the fact that the streak has opened his collegiate kicking career ... perfect 20 of 20 on field goals since attempting his first career field goal against Pittsburgh in 2009 ... the 20 consecutive field goals to open a career is also a school record ... the 20 straight field goals is the longest active streak in the FBS ... the NCAA record for consecutive field goals converted is 30 by Chuck Nelson of Washington in 1981-82 ... the only kicker in the FBS in 2010 still perfect in field goal attempts ... the only kicker in the FBS still perfect for his career and leads all active kickers in field goal percentage ... his 15 straight field goals in 2010 is also an Irish school record ... connected on a field goal in 11 straight games, each game in which he has served as the Irish place kicker (dating back to the Pittsburgh contest in 2009), before the streak came to an end against Tulsa ... the 11 consecutive games with a field goal was the longest streak by a Notre Dame kicker since Nicholas Setta set the school record with a field goal in 16 straight games (2000-02) ... his 50-yard field goal against Pittsburgh was tied for the sixth-longest in school history ... longest field goal by an Irish player since D.J. Fitzpatrick booted a 50-yarder against Syracuse on Dec. 6, 2003 ... became the sixth place kicker in school history to connect on a field goal of 50 yards or longer ... connected on 47- and 39-yard field goals against Army ... drilled a 45-yard field goal versus Navy ... connected on a 33-yard field goal in the victory over Western Michigan ... made all three field goal attempts in the victory over Pittsburgh, including kicks of 32, 50 and 31 yards ... connected on a 37-yard field goal against Boston College ... successful on all three field goal attempts in the victory over Purdue ... converted 22- and 40-yard field goals against Stanford ... **for a complete bio, go to page 75 of the 2010 media guide.**

RUFFER'S CAREER STATISTICS

Year	Field Goals				XP		Kickoffs				
	G-S	M-A	Pct	LG	M-A	Pct	Pts	Att	Yds	Avg	TB
2008	1-0	0-0	.000	-	0-1	.000	0	0	0	-	0
2009	7-0	5-5	1.000	42	9-10	.900	24	35	2174	62.1	2
2010	12-0	15-15	1.000	50	34-37	.919	79	54	3490	64.6	9
Total	20-0	20-20	1.000	50	43-48	.896	103	89	5664	63.6	11

Field Goals Breakdown

Year	0-19	20-29	30-39	40-49	50+	LG	Blkd
2009	0-0	2-2	1-1	2-2	0-0	42	0
2010	0-0	3-3	7-7	4-4	1-1	50	0
Total	0-0	5-5	8-8	6-6	1-1	50	0

RUFFER'S 2010 GAME BY GAME STATISTICS

2010	FGA	FGM	LG	XPA	XPM	Points
PUR (9.4)	3	3	46	2	2	11
UM (9.11)	1	1	24	3	3	6
at MSU (9.18)	1	1	33	4	4	7
STAN (9.25)	2	2	40	0	0	6
at BC (10.2)	1	1	37	4	4	7
PITT (10.9)	3	3	50	2	2	11
WMU (10.16)	1	1	33	5	6	8
at NAVY (10.23)	1	1	45	2	2	5
TULSA (10.30)	0	0	0	3	4	3
UTAH (11.13)	0	0	0	4	4	4
vs. ARMY (11.20)	2	2	47	3	3	9
at USC (11.27)	0	0	0	2	3	2

96 KONA SCHWENKE



Hauula, Hawaii (Kahuku)
 Birthdate: 5-11-92

Defensive End	FR	6-4	245
---------------	----	-----	-----

SCHWENKE'S AWARDS & HONORS

- ▶ #56 freshman DL (Phil Steele)

FRESHMAN SEASON (2010): Has seen action in four games this season ... moved into the playing rotation over the final four games of the year (Tulsa, Utah, Army and USC) ... posted two solo tackles on the year, both came against Utah ... added a fumble recovery against Tulsa ... **for a complete bio, go to page 91 of the 2010 media guide.**

SCHWENKE'S CAREER STATS

Year	G-S	Tackles				Fumbles				
		TT	UT	AT	TFL	Scks	FF	FR	PBU	INT
2010	4-0	2	2	0	0.0-0	0.0-0	0	1-0	0	0-0



55 PRINCE SHEMBO



Charlotte, N.C. (Ardrey Kell)
 Birthdate: 12-24-91

Inside Linebacker	FR	6-2	243
-------------------	----	-----	-----

SHEMBO'S AWARDS & HONORS

▶ #36 freshman LB (Phil Steele)

SHEMBO'S CAREER HIGHS

Total Tackles: 5, vs. Utah (Nov. 13, 2010)
Solo Tackles: 2, twice (last vs. Utah, Nov. 13, 2010)
Assisted Tackles: 3, vs. Utah (Nov. 13, 2010)
Tackles For Loss: 2.0, at Boston College (Oct. 2, 2010)
Sacks: 2.0, at Boston College (Oct. 2, 2010)
Interceptions: None
Forced Fumbles: 1, at Boston College (Oct. 2, 2010)
Fumble Recoveries: None
Pass Breakups: None

FRESHMAN SEASON (2010): Has seen action in all 12 games this season ... one of six freshmen to make their Irish debut against Purdue ... one of three freshman (joins Austin Collinsworth and Bennett Jackson) to play in every game this year ... registered 12 tackles on the year, including five solo stops and seven assisted tackles ... had only three tackles, including half a tackle for loss, in Notre Dame's first four games of the season ... then recorded 2.5 sacks, forced fumble and quarterback hurry in the two games against Boston College and Pittsburgh ... picked up his first career sack and forced fumble on the same play late in the third quarter against the Eagles ... added a second sack in the fourth quarter versus Boston College ... registered a quarterback hurry and half sack in the victory over the Panthers ... recorded a career-high five tackles, including two solo, and one sack in the victory over No. 15 Utah ... *for a complete bio, go to page 91 of the 2010 media guide.*

SHEMBO'S CAREER STATS

Year	G-S	Tackles				Scks	Fumbles			INT
		TT	UT	AT	TFL		FF	FR	PBU	
2010	12-0	12	5	7	4.0-24	3.5-23	1	0-0	0	0-0

SHEMBO'S 2010 GAME BY GAME STATS

2010	TT	UT	AT	TFL	Scks	FF	FR	PBU	INT
PUR (9.4)	1	1	0	0.0-0	0.0-0	0	0-0	0	0-0
UM (9.11)	0	0	0	0.0-0	0.0-0	0	0-0	0	0-0
at MSU (9.18)	2	0	2	0.5-1	0.0-0	0	0-0	0	0-0
STAN (9.25)	0	0	0	0.0-0	0.0-0	0	0-0	0	0-0
at BC (10.2)	2	2	0	2.0-10	2.0-10	1	0-0	0	0-0
PITT (10.9)	1	0	1	0.5-3	0.5-3	0	0-0	0	0-0
WMU (10.16)	0	0	0	0.0-0	0.0-0	0	0-0	0	0-0
at NAVY (10.23)	1	0	1	0.0-0	0.0-0	0	0-0	0	0-0
TULSA (10.30)	0	0	0	0.0-0	0.0-0	0	0-0	0	0-0
UTAH (11.13)	5	2	3	1.0-10	1.0-10	0	0-0	0	0-0
vs. ARMY (11.20)	0	0	0	0.0-0	0.0-0	0	0-0	0	0-0
at USC (11.27)	0	0	0	0.0-0	0.0-0	0	0-0	0	0-0

* - games started

26 JAMORIS SLAUGHTER



Stone Mountain, Ga. (Tucker)
 Birthdate: 12-22-89

Safety	JR	6-0	195
--------	----	-----	-----

SLAUGHTER'S CAREER HIGHS

Total Tackles: 7, vs. Stanford (Sept. 25, 2010)
Solo Tackles: 4, vs. Army (Nov. 20, 2010)
Assisted Tackles: 4, vs. Stanford (Sept. 25, 2010)
Tackles For Loss: None
Sacks: None
Interceptions: 1, vs. Stanford (Sept. 25, 2010)
Longest Interception Return: 26, vs. Stanford (Sept. 25, 2010)
Interception Return Yards: 26, vs. Stanford (Sept. 25, 2010)
Forced Fumbles: None
Fumble Recoveries: None
Pass Breakups: 1, twice (last vs. Tulsa, Oct. 30, 2010)

JUNIOR SEASON (2010): Has played in 10 games for the Irish during the regular season, starting against Purdue, Stanford, Boston College, Pittsburgh and Army ... has totaled 29 tackles this year ... recorded 18 solo and 11 assisted stops ... added one interception and two pass breakups ... did not see action against Michigan or Navy due to an injury ... registered three tackles, including one solo stop, and a pass breakup against Purdue ... recorded a season and career-high seven tackles versus Stanford ... hauled in an interception against the Cardinal and raced 26 yards, marking the second-longest interception return for the Irish this season ... registered four tackles, three solo, in the victory over Pittsburgh ... added three tackles and a pass breakup against Tulsa ... collected a season-high four solo tackles (totaled five tackles) against Army at Yankee Stadium ... recorded four tackles, including three unassisted stops, in the victory over USC ... *for a complete bio, go to page 75 of the 2010 media guide.*

SLAUGHTER'S CAREER STATS

Year	G-S	Tackles				Scks	Fumbles				INT
		TT	UT	AT	TFL		FF	FR	PBU		
2008					Did Not Play						
2009	12-1	14	12	2	0.0-0	0.0-0	0	0-0	0	0-0	
2010	10-5	29	18	11	0.0-0	0.0-0	0	0-0	3	1-26	
Total	22-6	43	30	13	0.0-0	0.0-0	0	0-0	3	1-26	

SLAUGHTER'S 2010 GAME BY GAME

2010	TT	UT	AT	TFL	Scks	FF	FR	PBU	INT
*PUR (9.4)	3	1	2	0.0-0	0.0-0	0	0-0	1	0-0
UM (9.11)					Did Not Play				
at MSU (9.18)	0	0	0	0.0-0	0.0-0	0	0-0	0	0-0
*STAN (9.25)	7	3	4	0.0-0	0.0-0	0	0-0	0	1-26
*at BC (10.2)	1	1	0	0.0-0	0.0-0	0	0-0	0	0-0
*PITT (10.9)	4	3	1	0.0-0	0.0-0	0	0-0	0	0-0
WMU (10.16)	1	0	1	0.0-0	0.0-0	0	0-0	0	0-0
NAVY (10.23)					Did Not Play				
TULSA (10.30)	3	2	1	0.0-0	0.0-0	0	0-0	1	0-0
UTAH (11.13)	1	1	0	0.0-0	0.0-0	0	0-0	0	0-0
*vs. ARMY (11.20)	5	4	1	0.0-0	0.0-0	0	0-0	0	0-0
at USC (11.27)	4	3	1	0.0-0	0.0-0	0	0-0	0	0-0

* - games started

58 BRIAN SMITH



Overland Park, Kan. (St. Thomas Aquinas)
 Birthdate: 1-8-89

Outside Linebacker SR 6-3 243

BRIAN SMITH'S AWARDS & HONORS

- ▶ Dick Butkus Award Watch List
- ▶ #13 OLB (Phil Steele)

BRIAN SMITH'S CAREER HIGHS

Total Tackles: 10, three times (last vs. Utah, Nov. 13, 2010)
Solo Tackles: 8, at Boston College (Nov. 8, 2008)
Assisted Tackles: 10, vs. Utah (Nov. 13, 2010)
Tackles For Loss: 2.0, vs. Nevada (Sept. 5, 2009)
Sacks: 1.0, five times (last vs. Tulsa, Oct. 30, 2010)
Interceptions: 1, three times (last vs. Connecticut, Nov. 21, 2009)
Longest Interception Return: 25, vs. Boston College (Oct. 13, 2007)
Interception Return Yards: 25, vs. Boston College (Oct. 13, 2007)
Interception Return Touchdown: 25, vs. Boston College (Oct. 13, 2007)
Forced Fumbles: 1, three times (last vs. Tulsa, Oct. 30, 2010)
Fumble Recoveries: 1, three times (last vs. Boston College, Oct. 24, 2009)
Longest Fumble Return: 35, vs. Michigan (Sept. 13, 2008)
Fumble Return Yards: 35, vs. Michigan (Sept. 13, 2008)
Fumble Return Touchdown: 1, vs. Michigan (Sept. 13, 2008)
Pass Breakups: 2, vs. Utah (Nov. 13, 2010)

SENIOR SEASON (2010): Has played in all 12 games for the Irish during the regular season, starting against Tulsa, Utah, Army and USC ... has totaled 46 tackles this year ... ranked eighth on the team in tackles ... recorded 21 solo and 25 assisted stops ... added 3.5 tackles for loss, one sack, one forced fumble, one interception and five pass breakups ... entered 2010 having started more games than any other player on Irish roster ... started his career as an OLB in a 3-4 defense, but moved to ILB as sophomore and junior ... entered his final year as the active Irish leader in career tackles with 150 and also had totaled 13.5 tackles for loss, five sacks, three interceptions, three fumble recoveries, forced two fumbles and broken up two passes ... had also tallied two touchdowns in his career, returning interception against Boston College's Matt Ryan 25 yards for a score as freshman and rumbled 35 yards for a touchdown against Michigan in 2008 following fumble recovery ... moved back to OLB during 2010 spring drills and spent the better part of the first eight games of this season in the position in a reserve roll, but slipped back inside following the injury to ILB Carlo Calabrese and started the final four games of the regular season... did not miss a beat, totaled 23 tackles in the last four games with a sack, 2.0 tackles for loss, forced fumble, interception and four pass break-ups ... totaled three solo stops and three assisted tackles against Purdue ... posted four unassisted tackles and six overall stops at Michigan State ... added a half tackle for loss against the Spartans ... had a pair of tackles, one for loss and one pass breakup against Stanford ... added three solo tackles against Boston College ... registered a sack and then season-high seven tackles against Tulsa ... recorded season and career-high tying 10 tackles in the victory over Utah ... also added a pair of pass breakups against the Utes ... collected an interception in the victory over Army at Yankee Stadium ... registered five stops against USC, notching a tackle for loss and two pass breakups ... *for a complete bio, go to page 76 of the 2010 media guide.*

BRIAN SMITH'S CAREER STATS

Year	G-S	Tackles					Fumbles				
		TT	UT	AT	TFL	Scks	FF	FR	PBU	INT	
2007	11-3	25	11	14	4.0-16	1.5-7	1	0-0	0	1-25	
2008	11-9	54	33	21	4.0-33	2.0-23	1	2-35	2	0-0	
2009	12-12	71	37	34	5.5-25	1.5-14	0	1-0	0	2-10	
2010	12-4	46	21	25	3.5-11	1.0-6	1	0-0	5	1-0	
Total	46-28	196	102	94	17.0-85	6.0-50	3	3-35	7	4-35	

BRIAN SMITH'S 2010 GAME BY GAME

2010	TT	UT	AT	TFL	Scks	FF	FR	PBU	INT
PUR (9.4)	6	3	3	0.0-0	0.0-0	0	0-0	0	0-0
UM (9.11)	0	0	0	0.0-0	0.0-0	0	0-0	1	0-0
at MSU (9.18)	6	4	2	0.5-1	0.0-0	0	0-0	0	1-0
STAN (9.25)	2	2	0	1.0-3	0.0-0	0	1-0	1	0-0
at BC (10.2)	3	3	0	0.0-0	0.0-0	0	0-0	0	0-0
PITT (10.9)	4	0	4	1.0-1	0.0-0	0	0-0	0	0-0
WMU (10.16)	1	1	0	0.0-0	0.0-0	0	0-0	0	0-0
at NAVY (10.23)	1	1	0	0.0-0	0.0-0	0	0-0	0	0-0
*TULSA (10.30)	7	4	3	1.0-6	1.0-6	1	0-0	0	0-0
*UTAH (11.13)	10	0	10	0.0-0	0.0-0	0	0-0	2	0-0
*vs. ARMY (11.20)	1	1	0	0.0-0	0.0-0	0	0-0	0	1-0
*at USC (11.27)	5	2	3	1.0-1	0.0-0	0	0-0	2	0-0

* - games started

87 DANIEL SMITH



South Bend, Ind. (Clay)
 Birthdate: 7-16-91

Wide Receiver FR 6-4 208

DANIEL SMITH'S AWARDS & HONORS

- ▶ #61 freshman WR (Phil Steele)

FRESHMAN SEASON (2010): Has seen action in six games this season ... one of six freshmen to make their Irish debut against Purdue ... played against Western Michigan, Navy, Tulsa, Utah, Army and USC ... registered one assisted tackles against Navy ... recorded a critical fumble recovery that helped setup a touchdown just after halftime in the victory over Utah ... *for a complete bio, go to page 91 of the 2010 media guide.*

DANIEL SMITH'S CAREER STATS

Year	G-S	Tackles					Fumbles				
		TT	UT	AT	TFL	Scks	FF	FR	PBU	INT	
2010	6-0	1	0	1	0.0-0	0.0-0	0	1-0	0	0-0	

22 HARRISON SMITH



Knoxville, Tenn. (Knoxville Catholic)
 Birthdate: 1-2-89

Safety SR 6-2 214

HARRISON SMITH'S AWARDS & HONORS

- ▶ #11 SS (Phil Steele)

HARRISON SMITH'S PLACE IN THE IRISH RECORD BOOKS

- ▶ Career Pass Break-ups (18, 9th)



HARRISON SMITH'S CAREER HIGHS

- Total Tackles:** 13, vs. Pittsburgh (Oct. 9, 2010)
- Solo Tackles:** 7, three times (last vs. Pittsburgh, Oct. 9, 2010)
- Assisted Tackles:** 7, three times (last vs. Navy, Oct. 23, 2010)
- Tackles For Loss:** 2.0, twice (last vs. Navy, Nov. 7, 2009)
- Sacks:** 2.0, at Washington (Oct. 25, 2008)
- Interceptions:** 1, four times (last at USC, Nov. 27, 2010)
- Longest Interception Return:** 23, at Boston College (Oct. 2, 2010)
- Interception Return Yards:** 23, at Boston College (Oct. 2, 2010)
- Pass Breakups:** 2, four times (last at USC, Nov. 27, 2010)
- Forced Fumbles:** 1, vs. Boston College (Oct. 24, 2009)
- Fumble Recoveries:** None
- Carries:** 1, twice (last at Washington, Oct. 25, 2008)
- Rushing Yards:** 35, at Washington (Oct. 25, 2008)
- Longest Rush:** 35, at Washington (Oct. 25, 2008)

SENIOR SEASON (2010): Has seen action in all 12 games this season ... one of 11 players to start all 12 games for the Irish this season ... joins LB Darius Fleming, CB Gary Gray, DE Kapron Lewis-Moore, DE Ethan Johnson, ILB Manti Te'o and CB Darrin Walls as the only players on the defensive side of the ball to start all 12 games ... lone player in Notre Dame history to register more than 200 career tackles, 15.0 tackles for loss and 15 pass break-ups ... has recorded 212 tackles, including 128 solo stops, added 18 pass break-ups and 15.5 tackles for loss ... has totaled 86 tackles on the season, including 0.5 tackles for loss (1 yard), four interceptions (38 yards) and seven pass breakups ... ranks second on the team in total tackles, second in solo stops and third in assisted tackles ... leads the team in interceptions and pass breakups ... ranks tied for 33rd in the FBS in interceptions per game (0.33) ... eclipsed 10 or more tackles in four different games this season (Michigan State, Stanford, Pittsburgh and Navy) ... registered four tackles, including three solo stops, in the victory over Purdue in the season opener ... collected nine tackles, including six solo stops, and one pass breakup against Michigan ... recorded another pass breakup and 10 more tackles at Michigan State ... eclipsed 10 or more tackles for the second straight game with 11 total stops, seven solo, versus Stanford ... made a pair of solo tackles and collected first career interception in the victory at Boston College ... all over the field in the victory over Pittsburgh ... made a career-best 13 tackles, registered a pair of pass breakups and collected an interception against the Panthers ... posted another a 10-tackle game against Navy ... had 10 tackles, three solo, versus the Midshipmen ... collected a pass breakup and six tackles, four solo stops, against Tulsa ... registered a highlight-reel interception and made seven tackles in the victory over Utah ... recorded season's only tackle for loss and totaled five overall stops in the triumph over Army at Yankee Stadium ... made six overall tackles, including five solo stops, registered a pair of pass breakups and collected an interception deep in Irish territory with only 36 seconds remaining that clinched the victory over USC ... *for a complete bio, go to page 77 of the 2010 media guide.*

HARRISON SMITH'S CAREER STATS

Year	G-S	Tackles				Scks	Fumbles			INT
		TT	UT	AT	TFL		FF	FR	PBU	
2007										
Did Not Play										
2008	13-9	57	39	18	8.5-39	3.5-26	0	0-0	7	0-0
2009	12-12	69	39	30	6.5-12	0.0-0	1	0-0	4	0-0
2010	12-12	86	50	36	0.5-1	0.0-0	0	0-0	7	4-38
Total	37-33	212	128	84	15.5-52	3.5-26	1	0-0	18	4-38

HARRISON SMITH'S 2010 GAME BY GAME

2010	TT	UT	AT	TFL	Scks	FF	FR	PBU	INT
*PUR (9.4)	4	3	1	0.0-0	0.0-0	0	0-0	0	0-0
*UM (9.11)	9	6	3	0.0-0	0.0-0	0	0-0	1	0-0
*at MSU (9.18)	10	4	6	0.0-0	0.0-0	0	0-0	1	0-0
*STAN (9.25)	11	7	4	0.0-0	0.0-0	0	0-0	0	0-0
*at BC (10.2)	2	2	0	0.0-0	0.0-0	0	0-0	0	1-23
*PITT (10.9)	13	7	6	0.0-0	0.0-0	0	0-0	2	1-15
*WMU (10.16)	3	2	1	0.0-0	0.0-0	0	0-0	0	0-0
*at NAVY	10	3	7	0.0-0	0.0-0	0	0-0	0	0-0
*TULSA (10.30)	6	4	2	0.0-0	0.0-0	0	0-0	1	0-0
*UTAH (11.13)	7	3	4	0.0-0	0.0-0	0	0-0	0	1-0
*vs. ARMY(11.20)	5	4	1	0.5-1	0.0-0	0	0-0	0	0-0
*at USC (11.27)	6	5	1	0.0-0	0.0-0	0	0-0	2	1-0

* - games started

13 DANNY SPOND



Littleton, Colo. (Columbine)
Birthdate: 12-30-91

Outside Linebacker FR 6-2 225

SPOND'S AWARDS & HONORS

- ▶ #11 SS (Phil Steele)

FRESHMAN SEASON (2010): Has seen action in seven games this season ... one of six freshmen to make their Irish debut against Purdue ... saw the field against Purdue, Michigan, Michigan State, Stanford, Boston College, Pittsburgh and Utah ... majority of playing time came on multiple Irish special teams ... recorded one solo tackle against Boston College ... *for a complete bio, go to page 91 of the 2010 media guide.*

SPOND'S CAREER STATS

Year	G-S	Tackles				Scks	Fumbles			
		TT	UT	AT	TFL		FF	FR	PBU	INT
2010	7-0	1	1	0	0.0-0	0.0-0	0	0-0	0	0-0

59 CHRIS STEWART



Spring, Texas (Klein)
Birthdate: 9-12-87

Offensive Guard SR 6-5 351

STEWART'S AWARDS & HONORS

- ▶ National Scholar-Athlete by the National Football Foundation
- ▶ 2010 Campbell Trophy Finalist
- ▶ 2010 Wuerffel Award Finalist
- ▶ 2010 ARA Sportsmanship Award Finalist
- ▶ ESPN/CoSIDA Academic All-District Team for District 5
- ▶ #8 draft eligible G (Phil Steele)

SENIOR SEASON (2010): Has seen action in all 12 games this season ... one of 11 players to start all 12 games for the Irish this season ... joins C Braxton Cave, OG Trevor Robinson and OT Zack Martin as the only players on the offensive side of the ball to start all 12 games ... was one of 16 to be elected a 2010 National Scholar-Athlete by the National Football Foundation ... named to the ESPN/CoSIDA Academic All-District Team for District 5 ... finalist for the Campbell Trophy, an academic version of the Heisman Trophy ... *for a complete bio, go to page 78 of the 2010 media guide.*

STEWART'S CAREER STATS

Year	G-S
2006	Did Not Play
2007	6-0
2008	10-10
2009	12-12
2010	12-12
Total	40-34

92 TYLER STOCKTON



Linwood, N.J. (Hun School)
 Birthdate: 2-11-90

Nose Guard	50	6-0	290
------------	----	-----	-----

SOPHOMORE SEASON (2010): Has seen action in six games this season ... saw the field against Purdue, Michigan, Michigan State, Stanford, Boston College and Navy ... registered only tackle of the season, a sack for a loss of four yards, at Boston College ... *for a complete bio, go to page 79 of the 2010 media guide.*

STOCKTON'S CAREER STATS

Year	G-S	Tackles				TFL	Scks	Fumbles			INT
		TT	UT	AT	FF			FR	PBU		
2009					Did Not Play						
2010	6-0	1	1	0	1.0-4	1.0-4	0	0-0	0	0-0	

40 NICK TAUSCH



Plano, Texas (Jesuit)
 Birthdate: 4-30-91

Kicker	50	6-0	190
--------	----	-----	-----

TAUSCH'S AWARDS & HONORS

- ▶ Groza Award Watch List

TAUSCH'S PLACE IN THE IRISH RECORD BOOKS

- ▶ Single-Game Field Goals Made (vs. Washington, Oct. 3, 2009, 5, t-1st)
- ▶ Single-Game Points By Kicking (vs. Washington, Oct. 3, 2009, 17, t-1st)
- ▶ Most Consecutive Field Goals Made In A Single-Season (14, 2nd)
- ▶ Single-Season Field Goals Made (2009, 14, t-6th)
- ▶ Most Consecutive Field Goals Made In A Career (14, 2nd)

TAUSCH'S CAREER HIGHS

- Extra Points Attempted:** 5, twice (last vs. Washington State, Oct. 31, 2009)
- Extra Points Converted:** 5, vs. Nevada (Sept. 5, 2009)
- Field Goals Attempted:** 5, vs. Washington (Oct. 3, 2009)
- Field Goals Converted:** 5, vs. Washington (Oct. 3, 2009)
- Longest FG:** 46, vs. Michigan State (Sept. 19, 2009)
- Points Scored:** 17, vs. Washington (Oct. 3, 2009)
- Kickoffs:** 8, vs. Washington (Oct. 3, 2009)
- Kickoff Yards:** 491, vs. Washington (Oct. 3, 2009)
- Kickoff Yard Average:** 67.4, at Purdue (Sept. 26, 2009)
- Touchbacks:** None

SOPHOMORE SEASON (2010): Has seen action in two games this season ... served as the kickoff specialist against Pittsburgh ... registered six kickoffs for a total of 378 yards (63.0 per kick) ... attempted Notre Dame's onside kick against Stanford ... *for a complete bio, go to page 79 of the 2010 media guide.*


TAUSCH'S CAREER STATISTICS

Year	Field Goals			LG	XP			Kickoffs			
	G-S	M-A	Pct		M-A	Pct	Pts	Att	Yds	Avg	TB
2009	9-0	14-17	.824	46	27-30	.900	69	35	2164	61.8	0
2010	2-0	0-0	.000	0	0-0	.000	0	7	385	55.0	0
Total	11-0	14-17	.824	46	27-30	.900	69	42	2549	60.7	0

Field Goals Breakdown

Year	0-19	20-29	30-39	40-49	50+	LG	Blkd
2009	0-0	5-6	6-7	3-4	0-0	46	0
2010	0-0	0-0	0-0	0-0	0-0	0	0
Total	0-0	5-6	6-7	3-4	0-0	46	0

5 MANTI TE'O



Laie, Hawai'i (Punahou)
 Birthdate: 1-26-91

Inside Linebacker	50	6-2	245
-------------------	----	-----	-----

TE'O'S AWARDS & HONORS

- ▶ SI.com Second-Team All-American
- ▶ Chuck Bednarik Award Semifinalist
- ▶ Dick Butkus Award Semifinalist
- ▶ Bronko Nagurski Award Watch List
- ▶ Lombardi Award Watch List
- ▶ Chuck Bednarik Award Watch List
- ▶ Dick Butkus Award Watch List
- ▶ #12 ILB (Lindy's)

TE'O'S PLACE IN THE IRISH RECORD BOOKS

- ▶ Single-Season Tackles By Freshman (2009, 63, 3rd)

TE'O'S CAREER HIGHS

- Total Tackles:** 21, vs. Stanford (Sept. 25, 2010)
- Solo Tackles:** 8, twice (last vs. Navy, Oct. 23, 2010)
- Assisted Tackles:** 13, vs. Stanford (Sept. 25, 2010)
- Tackles For Loss:** 2.5, twice (last at Michigan State, Sept. 18, 2010)
- Sacks:** 1.0, twice (last vs. Utah, Nov. 13, 2010)
- Interceptions:** None
- Forced Fumbles:** 1, vs. Michigan (Sept. 11, 2010)
- Fumble Recoveries:** None
- Pass Breakups:** 1, four times (last vs. Stanford, Sept. 25, 2010)

SOPHOMORE SEASON (2010): Has seen action in all 12 games this season ... one of 11 players to start all 12 games for the Irish this season ... joins LB Darius Fleming, CB Gary Gray, DE Kapron Lewis-Moore, DE Ethan Johnson, S Harrison Smith and CB Darrin Walls as the only players on the defensive side of the ball to start all 12 games ... has totaled 127 tackles on the season, including 9.5 tackles for loss (34 yard), one forced fumble and two pass breakups ... leads the Irish in total tackles (127), tackles on running plays (88), tackles on passing plays (33), solo tackles (65) and assisted tackles (62) ... also ranks second on the team in tackles for loss (9.5) ... could become the first Notre Dame defender to eclipse 100 total tackles and lead the team in tackles for loss since Melvin Dansby in 1997 ... could also become the first Irish defender to lead the team in total tackles and tackles for loss since Brandon Hoyte in 2005 ... ranks 16th in the FBS in tackles per game (10.58), 17th in total tackles (127), tied for 22nd in assisted tackles (62) and tied for 26th in solo stops (65) ... eclipsed 10 or more tackles in seven different games this season (Michigan, 13; Michigan State, 11; Stanford, 21; Boston College, 10; Western Michigan, 10; Navy, 13; Army, 12) ... only failed to reach double digits in tackles in five games this season (Purdue, Pittsburgh, Tulsa, Utah and USC) ... added one tackle for loss, forced a fumble and registered a pass breakup against the Wolverines ... recorded 2.5 tackles for loss for a total of 15 yards in the overtime defeat in East Lansing against the Spartans ... registered at least one tackle for loss in seven of Notre Dame's 12 games, including five consecutive games (Western Michigan, Navy, Tulsa, Utah and Army) ... finished with nine tackles against the Black Knights, nine tackles against the Boilermakers, nine tackles against



the Utes, eight versus the Golden Hurricane and six against the Trojans ... has recorded 10 or more tackles in a game nine times over his career ... with only the bowl game remaining, he could be headed towards one of the best tackle seasons in Irish history ... on pace for 138 total tackles, which would rank just outside the top 10 all-time and the most since Tony Furjanic had 147 in 1985 ... the total would rank as the third-most ever by a Notre Dame sophomore ... Crable's school record total of 187 in 1979 and Furjanic's total of 142 in 1983 came during each of their second year in an Irish uniform ... established a career-high in tackles with 21 against Stanford ... first player in the FBS this season to eclipse the 20-tackle barrier ... no player in the FBS has had more tackles in one game against a BCS conference foe since Durrell Mapp of North Carolina had 23 stops against North Carolina State on Nov. 10, 2007 ... most tackles by a sophomore against a BCS opponent since Austin Thomas of Indiana had 22 against Michigan State on Oct. 13, 2007 (Luke Kuechly equalled total of 21 on Nov. 13, 2010 against Duke) ... most tackles by a Notre Dame player since Chinedum Ndukwe had 22 in a victory over Air Force on Nov. 11, 2006 ... the 21 tackles against Stanford not only rank as the sixth-most in single-game school history, but also the second-most ever by an Irish sophomore ... Bob Crable was a sophomore when he tied the school record with 26 stops against Clemson on Nov. 17, 1979 ... **for a complete bio, go to page 80 of the 2010 media guide.**

TE'O'S CAREER STATS

Year	G-S	Tackles				Fumbles				
		TT	UT	AT	TFL	Scks	FF	FR	PBU	INT
2009	12-10	63	29	34	5.5-25	1.0-12	0	0-0	1	0-0
2010	12-12	127	65	62	9.5-34	1.0-7	1	0-0	2	0-0
Total	24-22	190	94	96	15.0-59	2.0-19	1	0-0	3	0-0

TE'O'S 2010 GAME BY GAME

2010	TT	UT	AT	TFL	Scks	FF	FR	PBU	INT
*PUR (9.4)	9	6	3	0.0-0	0.0-0	0	0-0	0	0-0
*UM (9.11)	13	6	7	1.0-3	0.0-0	1	0-0	1	0-0
*at MSU (9.18)	11	6	5	2.5-15	0.0-0	0	0-0	0	0-0
*STAN (9.25)	21	8	13	0.0-0	0.0-0	0	0-0	1	0-0
*at BC (10.2)	10	6	4	0.5-1	0.0-0	0	0-0	0	0-0
*PITT (10.9)	5	2	3	0.0-0	0.0-0	0	0-0	0	0-0
*WMU (10.16)	10	4	6	1.0-2	0.0-0	0	0-0	0	0-0
*at NAVY	13	8	5	1.0-2	0.0-0	0	0-0	0	0-0
*TULSA (10.30)	8	5	3	1.0-1	0.0-0	0	0-0	0	0-0
*UTAH (11.13)	9	3	6	1.5-9	1.0-7	0	0-0	0	0-0
*vs. ARMY (11.20)	12	8	4	1.0-1	0.0-0	0	0-0	0	0-0
*at USC (11.27)	6	3	3	0.0-0	0.0-0	0	0-0	0	0-0

* - games started

19 ROBBY TOMA

Laie, Hawaii (Punahou)
 Birthdate: 2-23-91



Wide Receiver	50	5-9	175
---------------	----	-----	-----

SOPHOMORE SEASON (2010): Has seen action in eight games for the Irish during the regular season, starting against Army and USC ... moved into the regular rotation at wide receiver following the injuries to TJ Jones and Theo Riddick ... has totaled 14 receptions for 187 yards on the year, including a season-high grab of 26 yards ... has registered four plays this season of 20 yards or more, all on receptions ... 10 of 14 receptions have resulted in a touchdown or first down ... two of four receptions on third down plays have resulted in a touchdown or first down ... hauled in a 11-yard reception against Western Michigan ... nabbed two catches for 26 yards against Navy ... collected a career-high tying four receptions for a career-best 67 yards against Tulsa, including a career-best catch of 26 yards ... snatched a five-yard toss against Utah ... totaled 63 yards on four receptions at Yankee Stadium against Army ... recorded two catches for 15 yards versus USC ... **for a complete bio, go to page 81 of the 2010 media guide.**

TOMA'S CAREER RECEIVING STATS

Year	G-S	Rec	Yds	TD	LG	Rec/G	Avg/C	Avg/G
2009	3-0	3	21	0	8	1.0	7.0	7.0
2010	8-2	14	187	0	26	1.8	13.4	23.4
Total	11-2	17	208	0	26	1.5	12.2	18.9

TOMA'S CAREER RETURN STATS

Year	KR	Yds	Avg	TD	LG	PR	Yds	Avg	TD	LG
2009	1	11	11.0	0	11	0	0	0.0	0	0
2010	0	0	0.0	0	0	0	0	0.0	0	0
Total	1	11	11.0	0	11	0	0	0.0	0	0

TOMA'S CAREER ALL-PURPOSE STATS

Year	Rush	RCV	PR	KR	IR	Total	Avg/G
2009	0	21	0	11	0	32	10.7
2010	0	187	0	0	0	187	23.4
Total	0	208	0	11	0	219	19.9

TOMA'S 2010 GAME BY GAME STATS

2010	Rec	Yds	Avg	TD	LG
PUR (9.4)			Did Not Play		
UM (9.11)	0	0	0.0	0	0
at MSU (9.18)	0	0	0.0	0	0
STAN (9.25)			Did Not Play		
at BC (10.2)			Did Not Play		
PITT (10.9)			Did Not Play		
WMU (10.16)	1	11	11.0	0	11
at NAVY (10.23)	2	26	13.0	0	20
TULSA (10.30)	4	67	16.8	0	26
UTAH (11.13)	1	5	5.0	0	5
*vs. ARMY (11.20)	4	63	15.8	0	22
*at USC (11.27)	2	15	7.5	0	8

* - games started

35 BEN TURK

Davie, Fla. (St. Thomas Aquinas)
 Birthdate: 6-5-90



Punter	50	5-11	196
--------	----	------	-----

TURK'S CAREER HIGHS

Punts: 8, three times (last vs. Tulsa, Oct. 30, 2010)
Punt Yards: 329, vs. Tulsa (Oct. 30, 2010)
Long Punt: 56, vs. Tulsa (Oct. 30, 2010)
Punt Average: 46.6, vs. Pittsburgh (Oct. 9, 2010)
Touchback: 2, vs. Tulsa (Oct. 30, 2010)
Fair Catches: 5, twice (last at Boston College, Oct. 2, 2010)
50+ Yard Punts: 2, twice (last vs. Tulsa, Oct. 30, 2010)
Inside 20: 4, vs. Michigan (Sept. 11, 2010)

SOPHOMORE SEASON (2010): Took to the field as the starting punter for the Irish in all 12 games this season ... punted 64 times for a total of 2,444 yards and averaged 38.3 yards per punt ... registered a career-long punt of 56 yards against Tulsa ... only 12 of 64 punts were returned ... 22 resulted in a fair catch and 23 were downed inside the opponent's 20-yard line ... six punts sailed over 50 yards ... recorded four games with a punt average above 40.0 yards (Pittsburgh, Western Michigan, Navy and Tulsa) ... **for a complete bio, go to page 81 of the 2010 media guide.**

TURK'S CAREER STATS

Year	G-S	No	Yds	Avg.	LG	TB	FC	I20	50+	Blk
2009	6-0	26	994	38.2	53	2	13	9	3	0
2010	12-0	64	2444	38.2	56	3	22	23	6	0
Total	18-0	90	3438	38.2	56	5	35	32	9	0



TURK'S 2010 GAME BY GAME

2010	No	Yds	Avg	LG	TB	FC	I20	50+	BLK
PUR (9.4)	3	95	31.7	35	0	2	1	0	0
UM (9.11)	8	310	38.8	47	0	3	4	0	0
at MSU (9.18)	5	181	36.2	44	0	3	3	0	0
STAN (9.25)	5	160	32.0	46	0	1	1	0	0
at BC (10.2)	8	313	39.1	53	0	5	3	1	0
PITT (10.9)	5	233	46.6	51	0	0	3	2	0
WMU (10.16)	5	204	40.8	50	1	1	1	1	0
at NAVY	1	43	43.0	43	0	0	0	0	0
TULSA (10.30)	8	329	41.1	56	2	1	2	2	0
UTAH (11.13)	6	216	36.0	41	0	3	2	0	0
vs. ARMY(11.20)	4	135	33.8	49	0	1	2	0	0
at USC (11.27)	6	225	37.5	49	0	2	1	0	0

53 JUSTIN UTUPO



Lakewood, Calif. (Lakewood)
 Birthdate: 3-26-92

Outside Linebacker	FR	6-3	251
--------------------	----	-----	-----

UTUPO'S AWARDS & HONORS

► #52 freshman LB (Phil Steele)

FRESHMAN SEASON (2010): Did not see game action in 2010 ... *for a complete bio, go to page 92 of the 2010 media guide.*

96 BRANDON WALKER



Findlay, Ohio (Findlay)
 Birthdate: 9-27-88

Kicker	SR	6-3	210
--------	----	-----	-----

BRANDON WALKER'S PLACE IN THE IRISH RECORD BOOKS

- Single-Game Field Goals Made (vs. Pittsburgh, Nov. 1, 2008, 5, 5th)
- Single-Game Points By Kicking (vs. Pittsburgh, Nov. 1, 2008, 15, 5th)
- Single-Season Extra-Point Percentage (2008, 1.000, 1-1st)
- Single-Season Field Goals Attempted (2008, 24, 3rd)
- Single-Season Points By Kicking (2008, 81, 5th)
- Single-Season Field Goals Made (2008, 14, 1-6th)
- Career Extra-Point Percentage (98.4, 2nd)
- Most Career Consecutive Extra Points (60, 5th)

BRANDON WALKER'S CAREER HIGHS

Extra Points Attempted: 7, vs. Hawai'i (Dec. 24, 2008)
Extra Points Converted: 7, vs. Hawai'i (Dec. 24, 2008)
Field Goals Attempted: 6, vs. Syracuse (Nov. 22, 2008)
Field Goals Converted: 4, vs. Pittsburgh (Nov. 1, 2008)
Longest FG: 48, twice (last vs. Pittsburgh, Nov. 1, 2008)
Points Scored: 15, vs. Pittsburgh (Nov. 1, 2008)
Kickoffs: 5, vs. Duke (Nov. 17, 2007)

Kickoff Yards: 268, vs. Duke (Nov. 17, 2007)

Kickoff Yard Average: 61.0, at Stanford (Nov. 24, 2007)

Touchbacks: None

SENIOR SEASON (2010): Did not see game action in 2010 ... *for a complete bio, go to page 82 of the 2010 media guide.*

BRANDON WALKER'S CAREER STATISTICS

Year	Field Goals			XP			Kickoffs				
	G-S	M-A	Pct	LG	M-A	Pct	Pts	Att	Yds	Avg	TB
2007	11-0	6-12	.500	48	22-23	.957	40	13	733	.564	0
2008	12-0	14-24	.583	48	39-39	1.000	81	1	40	.400	0
2009					Did Not Play						
2010					Did Not Play						
Total	23-0	20-36	.556	48	61-62	.984	121	14	773	.552	0

Field Goals Breakdown

Year	0-19	20-29	30-39	40-49	50+	LG	Blkd
2007	0-0	5-5	0-2	1-5	0-0	48	2
2008	0-0	5-6	3-5	6-11	0-2	48	0
2009					Did Not Play		
2010					Did Not Play		
Total	0-0	10-11	3-7	7-16	0-2	48	2

1 DEION WALKER



Christchurch, Va. (Christchurch)
 Birthdate: 2-26-89

Wide Receiver	JR	6-3	198
---------------	----	-----	-----

JUNIOR SEASON (2010): Did not see game action in 2010 ... *for a complete bio, go to page 83 of the 2010 media guide.*

DEION WALKER'S CAREER RECEIVING STATS

Year	G-S	Rec	Yds	TD	LG	Rec/G	Avg/C	Avg/G
2008					Did Not Play			
2009	5-0	1	15	0	15	0.2	15.0	3.0
2010					Did Not Play			
Total	5-0	1	15	0	15	0.2	15.0	3.0

2 DARRIN WALLS



Pittsburgh, Pa. (Woodland Hills)
 Birthdate: 6-20-88

Cornerback	SR	6-0	190
------------	----	-----	-----

WALLS' AWARDS & HONORS

► #72 CB (Phil Steele)

WALLS' PLACE IN THE IRISH RECORD BOOKS

- ▶ Career Interception Touchdown Returns (2, t-5th)
- ▶ Career Pass Breakups (20, t-6th)

WALLS' CAREER HIGHS

- Total Tackles:** 8, vs. Michigan (Sept. 11, 2010)
- Solo Tackles:** 7, vs. Michigan (Sept. 11, 2010)
- Assisted Tackles:** 4, twice (last at Michigan State, Sept. 18, 2010)
- Tackles For Loss:** 2.0, vs. Navy (Nov. 3, 2007)
- Sacks:** None
- Interceptions:** 1, five times (last vs. Army, Nov. 20, 2010)
- Longest Interception Return:** 73, at Penn State (Sept. 8, 2007)
- Interception Return Yards:** 73, at Boston College (Oct. 2, 2010)
- Interception Return Touchdown:** 1, twice (last vs. Army, Nov. 20, 2010)
- Forced Fumbles:** 1, two times (last vs. Air Force, Nov. 10, 2007)
- Fumble Recoveries:** 1, vs. Tulsa (Oct. 30, 2010)
- Pass Breakups:** 2, four times (last vs. Stanford, Sept. 25, 2010)
- Kick Returns:** 3, vs. Stanford (Oct. 7, 2006)
- Kick Return Yards:** 44, vs. Purdue (Sept. 30, 2006)
- Longest Kick Return:** 28, vs. Purdue (Sept. 30, 2006)

SENIOR SEASON (2010): Has seen action in all 12 games this season ... one of 11 players to start all 12 games for the Irish this season ... joins LB Darius Fleming, CB Gary Gray, DE Kapron Lewis-Moore, DE Ethan Johnson, S Harrison Smith and ILB Manti Te'o as the only players on the defensive side of the ball to start all 12 games ... has totaled 39 tackles on the season, including 28 solo stops and 11 assisted tackles ... added 2.0 tackles for loss (seven yards), one fumble recovery, four pass breakups and three interceptions ... picked off a pass and raced 42 yards for a touchdown with 14:00 remaining in the third quarter to extend the Irish lead to 24-3 over Army ... the interception return for touchdown was Walls' second of his career ... he also recorded a 73-yard interception return for a touchdown at Penn State on Sept. 8, 2007 ... only five active players in the FBS have more interception returns for touchdowns than Walls ... his two touchdowns via interception return is bested only by the five players that have all recorded three touchdowns ... has 20 career pass breakups, which ranks tied for sixth all-time in Notre Dame history ... ranks second on the team in interceptions with three ... opened the season against Purdue with five solo tackles and two assisted stops ... added an interception over the Boilermakers ... tallied a career-best eight total tackles, including a career-high seven solo stops versus Michigan ... registered five tackles, including a career-best four assisted stops at Michigan State ... aided the Irish defense with three tackles, an interception and two pass breakups against Stanford ... nabbed one solo tackle and a pass breakup at Boston College ... collected three solo tackles in the victory over Pittsburgh ... only tackle against Utah was a solo stop for a loss of five yards ... registered six solo tackles, seven overall, to limit Army at Yankee Stadium, including one tackle for loss ... **for a complete bio, go to page 83 of the 2010 media guide.**

WALLS' CAREER STATS

Year	G-S	Tackles					Fumbles				
		TT	UT	AT	TFL	Scks	FF	FR	PBU	INT	
2006	8-2	4	4	0	0.0-0	0.0-0	0	0-0	1	0-0	
2007	12-11	32	23	9	2.5-17	0.0-0	2	0-0	9	1-73	
2008					Did Not Play						
2009	12-8	27	18	9	1.0-1	0.0-0	0	0-0	6	1-2	
2010	12-12	39	28	11	2.0-7	0.0-0	0	1-0	4	3-43	
Total	44-33	102	73	29	5.5-25	0.0-0	2	1-0	20	5-118	

WALLS' 2010 GAME BY GAME

2010	TT	UT	AT	TFL	Scks	FF	FR	PBU	INT
*PUR (9.4)	7	5	2	0.0-0	0.0-0	0	0-0	0	1-0
*UM (9.11)	8	7	1	0.0-0	0.0-0	0	0-0	0	0-0
*at MSU (9.18)	5	1	4	0.0-0	0.0-0	0	0-0	0	0-0
*STAN (9.25)	3	2	1	0.0-0	0.0-0	0	0-0	2	1-1
*at BC (10.2)	1	1	3	0.0-0	0.0-0	0	0-0	1	0-0
*PITT (10.9)	3	3	0	0.0-0	0.0-0	0	0-0	0	0-0
*WMU (10.16)	1	0	1	0.0-0	0.0-0	0	0-0	0	0-0
*at NAVY	2	1	1	0.0-0	0.0-0	0	0-0	0	0-0
*TULSA (10.30)	0	0	0	0.0-0	0.0-0	0	1-0	0	0-0
*UTAH (11.13)	1	1	0	1.0-5	0.0-0	0	0-0	0	0-0
*vs. ARMY(11.20)	7	6	1	1.0-2	0.0-0	0	0-0	1	1-42
*at USC (11.27)	1	1	2	0.0-0	0.0-0	0	0-0	0	0-0

* - games started

66 CHRIS WATT



Glen Ellyn, Ill. (Glenbard West)
Birthdate: 8-17-90

Offensive Guard	SO	6-3	310
-----------------	----	-----	-----

SOPHOMORE SEASON (2010): Saw action in all 12 games this season ... provides depth at the right guard position ... took the field for the Irish for the first time in his career against Purdue ... **for a complete bio, go to page 84 of the 2010 media guide.**

WATT'S CAREER STATS

Year	G-S
2009	Did Not Play
2010	12-0
Total	12-0

82 ALEX WELCH



Cincinnati, Ohio (Elder)
Birthdate: 11-20-91

Tight End	FR	6-4	240
-----------	----	-----	-----

FRESHMAN SEASON (2010): Did not see game action during the 2010 season ... **for a complete bio, go to page 92 of the 2010 media guide.**

51 DAN WENGER



Coral Springs, Fla. (St. Thomas Aquinas)
Birthdate: 3-16-88

Center	SR	6-4	298
--------	----	-----	-----

WENGER'S AWARDS & HONORS

- ▶ #16 draft eligible C (Phil Steele)

SENIOR SEASON (2010): Did not see game action in 2010 due to concussion ... **for a complete bio, go to page 85 of the 2010 media guide.**

WENGER'S CAREER STATS

Year	G-S
2006	Did Not Play
2007	8-5
2008	13-13
2009	8-1
2010	Did Not Play
Total	29-19

94 HAFIS WILLIAMS



Elizabeth, N.J. (Elizabeth)
 Birthdate: 2-6-89

Defensive End JR 6-1 285

JUNIOR SEASON (2010): Saw action in all 12 games for the Irish ... registered five solo and five assisted tackles on the season ... posted solo stops against Purdue and Boston College ... notched single assisted tackles against the Eagles, Western Michigan and Utah ... totaled two solo tackles in the matchup with Tulsa ... aided Irish defense against Army, tallying three stops, including one assisted tackle for loss ... *for a complete bio, go to page 85 of the 2010 media guide.*

HAFIS WILLIAMS' CAREER STATS

Year	Tackles					Fumbles				
	G-S	TT	UT	AT	TFL	Scks	FF	FR	PBU	INT
2008					Did Not Play					
2009	6-0	0	0	0	0.0-0	0.0-0	0	0-0	0	0-0
2010	12-0	10	5	5	0.5-1	0.0-0	0	0-0	1	0-0
Total	18-0	10	5	5	0.5-1	0.0-0	0	0-0	1	0-0

HAFIS WILLIAMS' 2010 GAME BY GAME

2010	TT	UT	AT	TFL	Scks	FF	FR	PBU	INT
PUR (9.4)	1	1	0	0.0-0	0.0-0	0	0-0	0	1-0
UM (9.11)	0	0	0	0.0-0	0.0-0	0	0-0	0	0-0
at MSU (9.18)	0	0	0	0.0-0	0.0-0	0	0-0	0	0-0
STAN (9.25)	0	0	0	0.0-0	0.0-0	0	0-0	2	1-1
at BC (10.2)	2	1	1	0.0-0	0.0-0	0	0-0	1	0-0
PITT (10.9)	0	0	0	0.0-0	0.0-0	0	0-0	0	0-0
WMU (10.16)	1	0	1	0.0-0	0.0-0	0	0-0	0	0-0
at NAVY	0	0	0	0.0-0	0.0-0	0	0-0	0	0-0
TULSA (10.30)	2	2	0	0.0-0	0.0-0	0	1-0	0	0-0
UTAH (11.13)	1	0	1	1.0-5	0.0-0	0	0-0	0	0-0
vs. ARMY(11.20)	3	1	2	1.0-2	0.0-0	0	0-0	1	1-42
at USC (11.27)	0	0	0	0.0-0	0.0-0	0	0-0	0	0-0

* - games started

95 IAN WILLIAMS



Altamonte Springs, Fla. (Lyman)
 Birthdate: 8-31-89

Nose Guard SR 6-2 305

IAN WILLIAMS' AWARDS & HONORS

▶ #16 draft eligible DT (Phil Steele)

IAN WILLIAMS' CAREER HIGHS

Total Tackles: 11, vs. Navy (Nov. 3, 2007)
Solo Tackles: 5, vs. Pittsburgh (Nov. 1, 2008)
Assisted Tackles: 9, vs. Navy (Nov. 3, 2007)
Tackles For Loss: 2.0, vs. Pittsburgh (Nov. 1, 2008)
Sacks: 0.5, three times (last vs. Western Michigan, Oct. 16, 2010)
Interceptions: 1, twice (last vs. Purdue, Sept. 4, 2010)
Forced Fumbles: None
Fumble Recoveries: None
Pass Breakups: 1, three times (last vs. Purdue, Sept. 4, 2010)

SENIOR SEASON (2010): Started the first eight games of the season before being sidelined with an injury (did not play against Tulsa, Utah, Army or USC) ... will return to action in the Sun Bowl against Miami, Fla. ... recorded 37 tackles, including 17 solo stops and 20 assisted tackles on the year ... added 3.5 tackles for loss (18 yards), 1.5 sacks (16 yards), one interception and one pass breakup ... prior to the injury, had played in every game of his career ... made just one tackle in the season opener against Purdue, but added half a sack (the first of his career), an interception (the second of his career) and a pass breakup (the third of his career) ... made six tackles, including three solo stops against Michigan ... collected a season-high eight tackles, including a half tackle for loss in the matchup at Michigan State ... registered four tackles, including three solo stops and one for loss, in the victory at Boston College ... recorded five tackles and one for loss against Pittsburgh ... registered five tackles and a half tackle for loss against Western Michigan ... posted six tackles and four solo stops versus Navy before leaving the game due to injury ... *for a complete bio, go to page 86 of the 2010 media guide.*

IAN WILLIAMS' CAREER STATS

Year	G-S	Tackles					Fumbles				
		TT	UT	AT	TFL	Scks	FF	FR	PBU	INT	
2007	12-2	45	19	26	1.5-3	0.0-0	0	0-0	0	0-0	
2008	13-7	40	18	22	2.0-5	0.0-0	0	0-0	1	0-0	
2009	12-8	39	14	25	5.0-9	0.0-0	0	0-0	1	1-0	
2010	8-8	37	17	20	3.5-18	1.5-16	0	0-0	1	1-0	
Totals	45-25	161	68	93	13.0-35	1.5-16	0	0-0	3	2-0	

IAN WILLIAMS' CAREER GAME BY GAME

2010	TT	UT	AT	TFL	Scks	FF	FR	PBU	INT
*PUR (9.4)	1	0	1	0.5-6	0.5-6	0	0-0	1	1-0
*UM (9.11)	6	3	3	0.0-0	0.0-0	0	0-0	0	0-0
*at MSU (9.18)	8	2	6	0.5-4	0.5-4	0	0-0	0	0-0
*STAN (9.25)	2	1	1	0.0-0	0.0-0	0	0-0	0	0-0
*at BC (10.2)	4	3	1	1.0-1	0.0-0	0	0-0	0	0-0
*PITT (10.9)	5	3	2	1.0-1	0.0-0	0	0-0	0	0-0
*WMU (10.16)	5	1	4	0.5-6	0.5-6	0	0-0	0	0-0
*at NAVY (10.23)	6	4	2	0.0-0	0.0-0	0	0-0	0	0-0
TULSA (10.30)					Did Not Play				
UTAH (11.13)					Did Not Play				
vs. ARMY (11.20)					Did Not Play				
at USC (11.27)					Did Not Play				

* - games started



20 CIERRE WOOD



Oxnard, Calif. (Santa Clara)
 Birthdate: 2-21-91

Running Back 50 6-0 210

CIERRE WOOD'S CAREER HIGHS

- Carries:** 19, vs. Utah (Nov. 13, 2010)
- Rushing Yards:** 99, vs. Western Michigan (Oct. 16, 2010)
- Longest Rush:** 39, vs. Western Michigan (Oct. 16, 2010)
- Rushing Touchdowns:** 1, twice (last vs. Navy, Oct. 23, 2010)
- Receptions:** 5, vs. Tulsa (Oct. 30, 2010)
- Receiving Yards:** 57, vs. Tulsa (Oct. 30, 2010)
- Longest Reception:** 23, vs. Navy (Oct. 23, 2010)
- Receiving Touchdowns:** 2, vs. Tulsa (Oct. 30, 2010)
- Kick Returns:** 5, twice (last vs. Stanford, Sept. 25, 2010)
- Kick Return Yards:** 95, vs. Stanford (Sept. 25, 2010)
- Longest Kick Return:** 38, vs. Purdue (Sept. 4, 2010)
- Most All-Purpose Yards:** 145, vs. Western Michigan (Oct. 16, 2010)

SOPHOMORE SEASON (2010): Saw action in all 12 games this season and started five games (Western Michigan, Tulsa, Utah, Army and USC), including each of the last four contests ... opened the season behind Armando Allen Jr., but moved into the starting lineup when Allen Jr. was lost for the season with an injury following the Navy game ... leads the Irish in rushing with 522 yards on 107 carries, good for a 4.9 yard average per rush ... has rushed for a pair of touchdowns ... has 19 receptions for 168 yards and two receiving touchdowns ... has added 15 kickoff returns for 300 yards ... has totaled 990 all-purpose yards ... has registered 13 plays this season of 20 yards or more, including six rushes, one reception and six kickoff returns ... has collected 18 rushes of 10 yards or more ... 24 of 107 carries have resulted in a touchdown or first down ... six of 16 rushing attempts on third down plays have resulted in a touchdown or first down ... eight of 19 receptions have resulted in a touchdown or first down ... made first career appearance in an Irish uniform against Purdue ... raced 16 and 15 yards, respectively, on his first two career carries ... totaled 58 yards rushing on only seven carries against the Boilermakers ... added two catches for 14 yards and two kickoffs for 50 yards against Purdue ... managed only 19 yards rushing (10 carries) over the next four games against Michigan, Michigan State, Stanford and Boston College ... totaled 28 yards rushing on seven carries in the victory over Pittsburgh ... with Allen Jr. unavailable for most of the Western Michigan game with injury, Wood stepped in and did not miss a beat ... ran for 94 yards on 11 rushes, including a 39-yard touchdown run (the first touchdown of his career) ... the 39-yard run was the longest by an Irish running back since Robert Hughes rumbled 45 yards at Stanford on Nov. 24, 2007 ... it was also the longest touchdown run by a Notre Dame running back since Ryan Grant registered a 46-yard touchdown run at Stanford on Nov. 29, 2003 ... also registered three catches for 29 yards versus the Broncos ... gained 17 yards rushing on eight carries against Navy, including a touchdown run ... chalked up a pair of touchdown receptions against Tulsa ... became the first Irish running back with two or more touchdown receptions in a game since Tony Fisher had a pair in a 42-28 victory over West Virginia on Oct. 21, 2000 ... carried 19 times for 71 yards during the win over Utah ... finished the Army game with 88 yards rushing on 14 carries, good an average of 6.3 per rush ... registered 50 yards rushing on five carries during Notre Dame's opening drive of the game ... closed out the season with 15 carries against USC for 89 yards ... over the final four games of the season, rushed for 306 yards on 64 carries good for a 4.8 yard average per rush ... averaged 76.5 yards per game on the ground over the stretch ... even better during Notre Dame's three-game winning streak ... recorded 248 yards on 48 rushes (5.2 yards per rush) in victories over Utah, Army and USC ... *for a complete bio, go to page 87 of the 2010 media guide.*

CIERRE WOOD'S CAREER RUSHING STATS

Year	G-S	Att	Yds	TD	LG	Avg/C	Avg/G
2009			Did Not Play				
2010	12-5	107	522	2	39	4.9	43.5
Total	12-5	107	522	2	39	4.9	43.5

CIERRE WOOD'S CAREER RECEIVING STATS

Year	Rec	Yds	TD	LG	Rec/G	Avg/C	Avg/G
2009			Did Not Play				
2010	19	168	2	23	1.6	8.8	14.0
Total	19	168	2	23	1.6	8.8	14.0

CIERRE WOOD'S CAREER RETURN STATS

Year	KR	Yds	Avg	TD	LG	PR	Yds	Avg	TD	LG
2009						Did Not Play				
2010	15	300	20.0	0	38	0	0	0.0	0	0
Totals	15	300	20.0	0	38	0	0	0.0	0	0

CIERRE WOOD'S CAREER ALL-PURPOSE STATS

Year	Rush	RCV	PR	KR	IR	Total	Avg/G
2009					Did Not Play		
2010	522	168	0	300	0	990	82.5
Total	522	168	0	300	0	990	82.5

CIERRE WOOD'S 2010 GAME BY GAME STATS

2010	Rushing					Receiving				
	Att	Yds	Avg	LG	TD	Rec	Yds	Avg	TD	LG
PUR (9.4)	7	58	8.3	16	0	2	14	7.0	0	11
UM (9.11)	6	10	0.6	10	0	0	0	0.0	0	0
at MSU (9.18)	3	3	1.0	2	0	0	0	0.0	0	0
STAN (9.25)	0	0	0.0	0	0	0	0	0.0	0	0
at BC (10.2)	1	6	6.0	6	0	2	4	2.0	0	7
PITT (10.9)	7	28	4.0	9	0	0	0	0.0	0	0
*WMU (10.16)	11	94	8.5	39	1	3	29	9.7	0	18
at NAVY (10.23)	8	17	2.1	11	1	3	37	12.3	0	23
*TULSA (10.30)	16	58	3.6	18	0	5	57	11.4	2	14
*UTAH (11.13)	19	71	3.7	20	0	2	25	12.5	0	17
*vs. ARMY (11.20)	14	88	6.3	25	0	1	5	5.0	0	5
*at USC (11.27)	15	89	5.9	28	0	1	-3	-3.0	0	0

* - games started

23 LO WOOD



Apopka, Fla. (Apopka)
 Birthdate: 1-15-91

Cornerback FR 5-10 178

LO WOOD'S AWARDS & HONORS

► #65 freshman DB (Phil Steele)

FRESHMAN SEASON (2010): Saw action in the first 11 games of the season (did not see play at USC) ... notched three tackles during his rookie campaign ... one of six freshmen to make their Irish debut against Purdue ... registered one assisted tackle against Purdue ... posted another assisted stop versus Michigan State ... recorded his first career solo tackle at Boston College ... *for a complete bio, go to page 92 of the 2010 media guide.*

LO WOOD'S CAREER STATS

Year	G-S	Tackles				Fumbles				
		TT	UT	AT	TFL	Scks	FF	FR	PBU	INT
2010	11-0	3	1	2	0.0-0	0	0-0	0	0-0	0



BRIAN KELLY

Head Football Coach

28th year coaching

20th year as a head coach

First year at Notre Dame



BRIAN KELLY'S HEAD COACHING RESUME INCLUDES:

- ▶ One season at Notre Dame in 2010 that featured a 7-5 overall mark (one overtime loss and two others by a combined five points) and three straight victories to close the regular season — highlighted by a 28-3 triumph over once-beaten and 15th-ranked Utah — and an invitation to the Hyundai Sun Bowl.
- ▶ Three seasons at Cincinnati from 2007-09, including a 34-6 record (.850) and two straight outright BIG EAST Conference title teams that earned BCS appearances in 2008 (FedEx Orange Bowl) and '09 (Allstate Sugar Bowl). At the time he accepted the position at Notre Dame, he qualified as the winningest active BIG EAST football coach and the only league coach with more than 150 wins.
- ▶ Three seasons at Central Michigan University from 2004-06, including a 19-16 overall record (.542) featuring a 9-4 mark and Mid-American Conference title in 2006.
- ▶ Thirteen seasons at Grand Valley State University from 1991-2003, including a 118-35-2 record (.767) highlighted by NCAA Division II national championships in 2002 (14-0) and 2003 (14-1).
- ▶ An overall record of 178-62-2 (.740) in those 20 seasons as a head coach.

man quarterback Tommy Rees, following a season-ending injury to Dayne Crist. Among the pacesetters for Kelly's spread offense was wide receiver Michael Floyd who caught 73 balls in 2010 for 916 yards and 10 touchdowns (he has 165 career catches for 2,430 yards and 26TDs).

The Irish success down the stretch came mainly because of its defense, as Notre Dame went 13 consecutive periods over one late, four-game stretch without allowing an offensive touchdown (the best sequence in that category in 30 years). In the final three wins Notre Dame's rushing defense limited the Utes, Black Knights and Trojans to an average of 93.3 yards on the ground. In the last four contests, the Irish defense faced teams that were averaging 38 points (Tulsa), 41 (Utah), 31 (Army) and 32 (USC) per game, yet yielded only two offensive touchdowns, combined, to that quartet. Among individual defensive leaders has been linebacker Manti Te'o, Notre Dame's top tackler in 2010 with 127 and a semifinalist for the Chuck Bednarik Award and Dick Butkus Award.

Meanwhile, the Irish kicking game sparkled in 2010, thanks to placekicker David Ruffer, who successfully converted all 15 of his field-goal attempts (he's 20 for 20 in his career). Ruffer became one

of three finalists for the Lou Groza Collegiate Place-Kicker Award as the top placekicker in the nation. His current field-goal success streak is the longest active streak in the country.

On the academic side, Kelly's first season at Notre Dame featured a first-team ESPN Academic All-America honor for Ruffer, an \$18,000 post-graduate scholarship for offensive lineman Chris Stewart (he's currently attending law school at Notre Dame) as a National Football Foundation National Scholar-Athlete selection — and a first-place finish by Notre Dame among all FBS programs in the latest NCAA Graduation Success Rate standings with a 96 mark.

Kelly earned the ESPN/Home Depot National Coach of the Year Award in 2009, was the BIG EAST Conference Coach of the Year in 2007, 2008 and 2009 (the first time a BIG EAST football coach won the award three straight years) — and received the American Football Coaches Association Division II Coach of the Year Award in both 2002 and 2003. He also in '09 was a finalist for four other national awards — the Eddie Robinson Coach of the Year Award (Football Writers Association of America), Bear Bryant Coach of the Year Award (National

Sportscasters and Sportswriters Association), Liberty Mutual Coach of the Year Award and the George Munger Coach of the Year Award (Maxwell Football Club).

He boasted a 2-1 record at Cincinnati in postseason bowl games — including a 27-24 win over Western Michigan in the International Bowl after the 2006 season (he coached in that game immediately after

taking the job at Cincinnati), a 31-21 win over Southern Mississippi in the Papajohns.com Bowl after the '07 season and a 20-7 loss to Virginia Tech in the FedEx Orange Bowl after the '08 campaign. Kelly's '06 Central Michigan team finished 9-4 and qualified for the Motor City Bowl (Central Michigan defeated Middle Tennessee 31-14, though he did not coach after accepting the head coaching position at Cincinnati) — and his 12-0 team in '09 earned an Allstate Sugar Bowl assignment against once-beaten Florida.

"I am very pleased that a thorough and extensive search led us to a new head coach in Brian Kelly, who I am confident will help us accomplish our goal of competing for national championships," said Notre Dame athletics director Jack Swarbrick.



Brian Kelly, a veteran of 20 seasons as a collegiate head coach — and architect of two consecutive Bowl Championship Series appearances at the University of Cincinnati, including a perfect 12-0 regular season in 2009 that earned him national-coach-of-the-year honors — is in his initial season in 2010 as the 29th head football coach at the University of Notre Dame.

Currently the seventh-winningest active coach in the NCAA Football Bowl Subdivision in terms of victories with 178, Kelly ranks eighth in winning percentage at .740.

Kelly's debut season in South Bend saw the 2010 Irish play maybe the most difficult schedule in the country, as all but one of the dozen Notre Dame opponents finished .500 or better — something no other team in the country could claim. Notre Dame's agenda ranked first nationally in the official NCAA schedule strength standings at the end of the regular season, with Irish opponents playing at a .653 clip (79-42).

Despite enduring a slew of injuries at key positions, Kelly's Irish came on strong to play perfectly in November. In addition to the victory over Utah (Notre Dame's widest margin over an Associated Press top 20 opponent in 14 years), the Irish defeated Army in the first football game ever played at the new Yankee Stadium — then ended an eight-game losing streak at the hands of archrival USC with a come-from-behind win at the Los Angeles Coliseum. Each of those three victories came in the first three career starts by fresh-



In six NCAA Division II playoff appearances at Grand Valley State, Kelly's teams combined for an 11-4 (.733) postseason record – including four straight victories in winning both the '02 and '03 NCAA titles. His '01 Grand Valley State team fell 17-14 to North Dakota in the Division II national title game.

Kelly's '09 team at Cincinnati finished third in the final BCS standings and fourth in both the final regular-season Associated Press and USA Today/ESPN polls. His '08 team ended up 11-3 and 17th in both polls – and his '07 Bearcat squad finished 10-3 and 17th (AP) and 20th (USA Today/ESPN) in the final polls.

Through the end of the 2009 regular season, his Cincinnati team won all 12 of its games, led the nation in passing efficiency

(166.19), ranked second in kickoff returns (29.2 each) and sixth in total offense (464.25 yards per game), passing yardage (320.33) and scoring (39.83 points). Meanwhile, Kelly's Bearcat defense rated third nationally in tackles for losses (8.42 per game) and eighth in sacks (2.92). The '09 Cincinnati squad set Bearcat single-season records for points (495), passing yards (3,844), fewest fumbles (10), fewest fumbles lost (two) and fewest turnovers (10). Cincinnati concluded the '09 campaign with a record 18 straight regular-season victories.

Among the standouts Kelly coached on the '09 Bearcat roster were first-team All-America receiver Mardy Gilyard (he ranked second nationally in all-purpose yards at 203.5 per game at the end

of the regular season) and quarterback Tony Pike (ninth in passing efficiency at 155.36). Eleven Cincinnati players merited all-BIG EAST honors for '09 (five first-team selections), including Gilyard, the league's Special Teams Player of the Year for the second straight season.

In three years at the helm of the program, Kelly put together a 34-6 record and led the Bearcats to their first two BIG EAST championships in 2008 and '09. Cincinnati achieved a then-school-record 11 victories in 2008, followed that up with a dozen wins in '09, and had back-to-back-to-back 10-win seasons for the first time in school history. Kelly's Bearcats in '08 won the school's first outright conference championship since 1964 and earned the school's first berth in a BCS game, playing against Virginia Tech in the 75th FedEx Orange Bowl. In '08 Cincinnati achieved its then-highest ranking to close the regular season – 12th in the AP and USA Today/ESPN polls and the BCS standings entering the Orange Bowl. The Bearcats held down a postseason ranking of 17th in both polls, tying the top postseason ranking in school history.

Following the close of the '08 regular season, Kelly was named the BIG EAST Coach of the Year for the second straight season. He also was named the American Football Monthly Schutt Sports FBS Coach of the Year, earned AFCA Region 1 Coach of the Year honors and was named BIG EAST Coach of the Year by Sporting News.

Cincinnati placed 10 players on the 2008 all-BIG EAST teams (including first-team selection Connor Barwin) – with kick returner Gilyard named the BIG EAST Special Teams Player of the Year and punter Kevin Huber earning the first AFCA All-America nod in program history. Huber became the first two-time AP first-team All-America selection in Bearcat football history.

YEAR BY YEAR WITH BRIAN KELLY

Year	School	Position	Record/Postseason
1983	Assumption	Defensive Coordinator/ Linebackers	4-5
1984	Assumption	Defensive Coordinator/ Linebackers	4-4
1985	Assumption	Defensive Coordinator/ Linebackers	5-3
1986	Assumption	Defensive Coordinator/ Linebackers	1-8
1987	Grand Valley State	Graduate Assistant/ Defensive Backs	7-4
1988	Grand Valley State	Graduate Assistant/ Defensive Backs	7-4
1989	Grand Valley State	Defensive Coordinator/ Recruiting Coordinator	11-1/NCAA Division II playoffs (0-1)
1990	Grand Valley State	Defensive Coordinator/ Recruiting Coordinator	10-2/NCAA Division II playoffs (0-1)
1991	Grand Valley State	Head Coach	9-3/NCAA Division II playoffs (0-1)
1992	Grand Valley State	Head Coach	8-3
1993	Grand Valley State	Head Coach	6-3-2
1994	Grand Valley State	Head Coach	8-4/NCAA Division II playoffs (0-1)
1995	Grand Valley State	Head Coach	8-3
1996	Grand Valley State	Head Coach	8-3
1997	Grand Valley State	Head Coach	9-2
1998	Grand Valley State	Head Coach	9-3/NCAA Division II playoffs (0-1)
1999	Grand Valley State	Head Coach	5-5
2000	Grand Valley State	Head Coach	7-4
2001	Grand Valley State	Head Coach	13-1/NCAA Division II runner-up (3-1)
2002	Grand Valley State	Head Coach	14-0/NCAA Division II champion (4-0)
2003	Grand Valley State	Head Coach	14-1/NCAA Division II champion (4-0)
2004	Central Michigan	Head Coach	4-7
2005	Central Michigan	Head Coach	6-5
2006	Central Michigan	Head Coach	9-4/qualified for Motor City Bowl vs. Middle Tennessee
2006	Cincinnati	Head Coach	1-0/International Bowl: W 27-24 vs. Western Michigan
2007	Cincinnati	Head Coach	10-3/Papajohns.com Bowl: W 31-21 vs. Southern Mississippi Final Rankings: 17 th AP, 20 th USA Today
2008	Cincinnati	Head Coach	11-3/FedEx Orange Bowl: L 7-20 vs. Virginia Tech Final Rankings: 17 th AP and USA Today
2009	Cincinnati	Head Coach	12-0/qualified for Allstate Sugar Bowl vs. Florida Rankings: 4 th AP and USA Today
2010	Notre Dame	Head Coach	7-5/qualified for Hyundai Sun Bowl vs. Miami, Fla.
Grand Valley State Totals (13 seasons)		118-35-2	.767
Central Michigan Totals (3 seasons)		19-16	.542
Cincinnati Totals (3 seasons)		34-6	.850
Notre Dame Totals (1 season)		7-5	.583
Overall Totals (20 seasons)		178-62-2	.740



BRIAN KELLY'S POSTSEASON RECORD (13-5)

1991 Grand Valley State	NCAA Div. II Playoffs	L 15-38 vs. East Texas State
1994 Grand Valley State	NCAA Div. II Playoffs	L 27-35 vs. Indiana (Pa.)
1998 Grand Valley State	NCAA Div. II Playoffs	L 14-37 vs. Slippery Rock
2001 Grand Valley State	NCAA Div. II Playoffs	W 42-13 vs. Bloomsburg*
		W 33-30 vs. Saginaw Valley State*
		W 34-16 vs. Catawba*
		L 14-17 vs. North Dakota#
2002 Grand Valley State	NCAA Div. II Playoffs	W 62-13 vs. C.W. Post*
		W 62-21 vs. Indiana (Pa.)*
		W 44-7 vs. Northern Colorado*
		W 31-24 vs. Valdosta State#
2003 Grand Valley State	NCAA Div. II Playoffs	W 65-36 vs. Bentley
		W 10-3 vs. Saginaw Valley State
		W 31-3 vs. Texas A&M-Kingsville
		W 10-3 vs. North Dakota#
2006 Cincinnati	International Bowl	W 27-24 vs. Western Michigan
2007 Cincinnati	Papajohns.com Bowl	W 31-21 vs. Southern Mississippi
2008 Cincinnati	FedEx Orange Bowl	L 7-20 vs. Virginia Tech

* home games played in Allendale, Mich.

NCAA Division II championship games

The Bearcats' 27-24 bowl victory over Western Michigan in 2006 came just 34 days after Kelly was hired. Then, in his first full season at the helm in '07, he put Cincinnati on the national radar by jumping out to a 6-0 start and earning the Bearcats their first appearance in the polls in more than 30 years. By winning 10 games for the first time since 1951, Cincinnati earned its 10th bowl appearance in program history and sixth bowl appearance in eight years. The Bearcats finished 17th in the AP poll and 20th in the USA Today/ESPN rankings, earning their first appearances in the final polls.

Along the way to the 2007 Papajohns.com Bowl victory, the Bearcats' third straight bowl win, Kelly earned BIG EAST Coach of the Year honors. Cincinnati listed seven individuals on the all-BIG EAST teams, including BIG EAST Special Teams Player of the Year and consensus All-America punter Huber. The national leader in punting, Huber was one of three Bearcats to be named to an All-America team. Cincinnati ranked second in the BIG EAST and 24th nationally in passing offense (254.1), and was also second in the league and 27th nationally in passing efficiency (139.4). At the same time, the Bearcat defense led the BIG EAST in sacks (2.9) and tackles for a loss (6.5). Kelly's Bearcats led the FBS in net punting (41.5 yards per punt), and Cincinnati also paced the BIG EAST in kickoff returns (24.2).

During his three years at Central Michigan, he transformed a Chippewa program that had won more than three games only once in the past four seasons into a conference champion. Central Michigan posted a 9-4 regular-season record in 2006 en route to winning the MAC title and qualifying for its first bowl game in 12 years. Kelly inherited a program that had produced a mere 12 wins over its previous four seasons when he took the helm at Central Michigan in 2004. He guided the Chippewas to a 4-7 record in 2004 and a 6-5 slate -- the school's first winning season in seven years -- in 2005.

The Chippewas in 2005 defeated both defending MAC divisional champions, Miami and Toledo, and also knocked off eventual '05 league champ Akron. Central Michigan ranked first nationally in fewest turnovers (10) and fewest fumbles lost (four), while the team's rushing defense ranked 20th and led the MAC at 113.7 yards per game (compared to 245.8 in '03 -- the year before Kelly arrived).

the Year Daniel Bazuin) -- and three advanced to the NFL (including 2005 draftees Eric Ghiacuic and Adam Kieft and free agent Tory Humphrey). Bazuin, who led the nation in '05 in tackles for losses, also was a '06 first-team Academic All-American.

Kelly arrived at Central Michigan after winning the back-to-back NCAA Division II national titles at Grand Valley State in Allendale, Mich. The all-time winningest program in NCAA Division II history, the Lakers were 41-2 in Kelly's final three seasons, at one point winning 32 consecutive games. Grand Valley State went 14-0

in 2002 en route to its first national title and was 14-1 in 2003 when it claimed its second crown. Kelly was named the AFCA Division II Coach of the Year after both seasons. Kelly led the Lakers to five conference titles (1992-97-98-2001-02) and six Division II playoff appearances in his 13 seasons at Grand Valley. The Lakers never finished lower than third in the Great Lakes Intercollegiate Athletics Conference.

Kelly mentored a pair of finalists for the Harlon Hill Award, presented annually to the top player in Division II. Quarterback Curt Anes won the award in 2002 after finishing as runner-up in

2001. He threw for 10,581 career yards and 114 TD passes -- 48 in '01 and 47 in '02 (12 games with at least five TD passes). Anes still holds the NCAA Division II single-season passing efficiency record for '01 at 221.6 (189 for 271 for 3,086 yards, with 21 TDs, three interceptions). Quarterback Jeff Fox was third in the balloting in 1998, as he became the first Laker quarterback to throw for more than 2,000 in

In 2006 Central Michigan rolled up a 7-1 record in conference play to win the MAC West, then dominated Ohio 31-10 in the league championship game. Central Michigan boasted the 19th-most prolific passing attack in the nation, averaging 252.4 yards per game, set a Chippewa season mark with 28 TD passes and led the MAC in total offense (375.3 yards per game) and scoring (29.7 points). MAC Freshman of the Year Dan LeFevour passed for 2,869 yards and 25 TDs to rank 20th nationally in passing efficiency and 14th in total offense.

Kelly had 12 of his players achieve first-team all-conference honors over his three years at Central Michigan (including '05 MAC Defensive Player of

multiple seasons. Kelly's Grand Valley State players earned 77 All-America awards (11 in 2002 alone). Four players moved on to the NFL and another three to the Canadian Football League.

His 2001 national runner-up squad set 77 NCAA, GLIAC and school records, including the all-time Division II scoring record by averaging 58.4 points per game (and an average victory margin of 48.0 points). The 2001 team also became the first Division II unit in 53 years to average more than 600 yards per game in total offense (600.8), leading the nation in that category.

Grand Valley State followed up its record-shattering 2001 season by averaging 497.5 yards and a nation-leading 46.7 points during its undefeated 2002 national championship run in which Kelly's squad went wire to wire as the top-rated Division II squad. That '02 campaign ended with a 31-24 championship game win over second-ranked and unbeaten Valdosta State -- as All-America receiver David Kircus caught passes for 270 yards and three TDs. Kircus holds the NCAA Division II season record for TD receptions with 35 in '02, catching at least one TD pass in 24 straight games in 2001-02. He ended his career with 4,142 receiving yards and 76 TD catches and led the nation (Division II) in scoring in both '01 and '02.

The 2003 team, meanwhile, became more noted for its defense, leading the country in rushing defense at 62.0 yards per game. The Lakers defeated North Dakota 10-3 in the 2003 national title game (played annually in Florence, Ala.). In 10 of his 13 seasons at Grand Valley State, Kelly's teams won eight or more games -- and he finished with a 103-22-2 mark in GLIAC contests. The seniors on his final team in '03 won 47 of their final 49 games (and finished 34-4 in four seasons of GLIAC play) and won 20 straight games in 2002-03. Kicker David Hendrix led the nation in '03 with 25 field goals.

Born Oct. 25, 1961, in Everett, Mass., and raised in Chelsea, Mass., Kelly attended St. John's Prep School in Danvers, Mass. He was a four-year letter-winner at Assumption College (Worcester, Mass.) as a linebacker, captaining the squad in both '81 and '82 under coach Paul Cantiani on teams that finished 8-3 and 7-1-1. After graduating from Assumption in 1983 with a bachelor's degree in political science, he served as linebacker coach and defensive coordinator

(as well as softball coach) from 1983-86 at Assumption under head football coach Bernie Gaughan.

Kelly joined the Grand Valley State staff in 1987 as a graduate assistant and defensive backs coach. He became the defensive coordinator and recruiting coordinator in 1989 and took over (at age 28) as head coach in 1991 (replacing Tom Beck, who left to become running backs coach at Notre Dame under Lou Holtz). His very first team Laker team finished 9-3 and qualified for the NCAA playoffs. In 2009 Kelly was inducted into the Grand Valley State Athletics Hall of Fame.

Kelly has served on the AFCA Ethics Committee -- and he's currently one of 59 FBS head coaches who vote in the USA Today poll. Kelly was announced as the Notre Dame head coach on Dec. 10, 2009. He signed a five-year contract to coach the Irish.

In June 2010 Kelly and his wife Paqui made a \$250,000 gift to the University of Notre Dame in support of endeavors in research, academics and community engagement. The benefaction directly

"I am absolutely delighted to welcome Brian and his family to the Notre Dame family," said Rev. John I. Jenkins, C.S.C., Notre Dame's president. "He brings to us a long and successful career as a head coach, and I am confident that he will have even greater success here. I'm also very pleased that he has put considerable emphasis on excellence in the classroom and that his student-athletes graduate at a rate well above the norm."



supports three Notre Dame initiatives -- cancer research, the Hesburgh Libraries and the Robinson Community Learning Center (RCLC). In the area of cancer research -- the fight against breast cancer is a deeply personal cause for the Kelly family -- the gift benefits the Mike and Josie Harper Cancer Research Institute that opened this past summer in Notre Dame's new Harper Hall. The institute brings together scientists from Notre Dame and Indiana University School of Medicine-South Bend to collaborate to advance basic and clinical research as it pertains to the diagnosis, treatment and prevention of cancer. The gift also provides financial support for the Hesburgh Libraries, which consist of the main Hesburgh Library and 11 subject branches across campus. The funding enables senior library personnel to identify and purchase the learning and teaching materials most in demand by Notre Dame scholars. At the RCLC, the gift underwrites innovative tutoring, violence-prevention, youth entrepreneurship and performing arts projects for adults and children in South Bend's Northeast Neighborhood. Sponsored by Notre Dame in partnership with local residents, the RCLC serves an estimated 500 youths and adults each week, in addition to another 8,000 children annually through its outreach programs. In conjunction with the gift, Kelly launched the "Coach Kelly Challenge," an effort aimed to encourage all members of the Notre Dame family to offer financial support to the University through one of its annual giving programs: the Notre Dame Annual Fund, the MBA and Law School annual funds, and the Rockne Heritage Fund.

Notre Dame's head football coach and his wife play host to a series of events benefitting the Kelly Cares Foundation, established by Brian and Paqui Kelly to support organizations, initiatives and programs that closely align with the goals and values of the Kelly family in three main areas: personal involvement, with emphasis on breast cancer research, prevention, education and awareness; education and institutional advancement; and, community involvement in selected initiatives and projects. In addition to several charity golf events in July 2010, they co-hosted Football 101 in June 2010, giving women an opportunity to meet the Notre Dame football coaching staff, learn fun facts about Fighting Irish football and enjoy an upscale taste of South Bend. The more than 300 participants also got a behind-the-scenes look at Notre Dame Stadium and the Guglielmino Athletics Complex -- with proceeds benefitting breast cancer prevention, awareness and early detection initiatives.

Kelly and his wife Francisca (Paqui) are parents of three children -- Patrick, Grace and Kenzel

WINNINGEST ACTIVE NCAA FBS COACHES (BY PERCENTAGE)

(Minimum five years completed as FBS head coach; record at four-year colleges only)

Name, School	Years	W	L	T	Pct.
1. Urban Meyer, Florida	10	103	23	0	.817
2. Bob Stoops, Oklahoma	12	128	31	0	.805
3. Gary Patterson, TCU	11	97	28	0	.776
4. Kyle Whittingham, Utah	6	58	19	0	.753
5. Jim Tressel, Ohio State	25	240	79	2	.751
6. Joe Paterno, Penn State	45	401	134	3	.748
7. Mark Richt, Georgia	10	96	33	0	.744
8. Brian Kelly, Notre Dame	20	178	62	2	.740
9. Bronco Mendenhall, BYU	6	56	20	0	.737
10. Bobby Petrino, Arkansas	7	64	23	0	.736

WINNINGEST ACTIVE NCAA FBS COACHES (BY VICTORIES)

(Minimum five years completed as FBS head coach; record at four-year colleges only)

Name, School	Years	W	L	T	Pct.
1. Joe Paterno, Penn State	45	401	134	3	.748
2. Jim Tressel, Ohio State	25	240	79	2	.751
Frank Beamer, Virginia Tech	30	240	116	4	.672
4. Mack Brown, Texas	27	219	108	1	.669
5. Chris Ault, Nevada	26	217	97	1	.690
6. Steve Spurrier, South Carolina	21	186	72	2	.719
7. Brian Kelly, Notre Dame	20	178	62	2	.740
8. Dennis Erickson, Arizona State	22	172	89	1	.658
9. Mike Price, UTEP	29	169	167	0	.503
10. Howard Schnellenberger, Florida Atlantic	26	157	140	3	.528

Records are through end of 2010 regular season



BOB DIACO

**Defensive Coordinator/
Inside Linebackers**

14th year coaching

First year at Notre Dame

THE DIACO FILE

Age on Dec. 31	37
Hometown	Cedar Grove, N.J.
High School	Cedar Grove High School
College	Iowa (Sociology, 1995)
Wife	Julia
Children	Sons: Angelo and Michael; Daughter: Josephine

COACHING CAREER

1996-97	Iowa	Graduate Assistant
1999-2000	Western Illinois	RB/Special Teams Coord.
2001	Eastern Michigan	RB/Special Teams Coord.
2002	Eastern Michigan	LB/Special Teams Coord.
2003	Eastern Michigan	OLB/Special Teams Coord.
2004	Western Michigan	LB/Special Teams Coord.
2005	Central Michigan	Co-Defensive Coord./LB
2006-08	Virginia	LB/Special Teams Coord.
2009	Cincinnati	Defensive Coord./ILB
2010	Notre Dame	Defensive Coord./ILB

BOWLS/PLAYOFFS COACHED

1996	Iowa	Alamo
1997	Iowa	Sun
2000	Western Illinois	NCAA Division I-AA Playoffs-First Round
2007	Virginia	Gator
2010	Cincinnati	Sugar
2010	Notre Dame	Sun

PLAYING EXPERIENCE

1991-95	Iowa	Linebacker
---------	------	------------

BOWLS/PLAYOFFS PLAYED

1991	Iowa	Holiday
1993	Iowa	Alamo
1995	Iowa	Sun

COACHING ACCOMPLISHMENTS

- In his first season at Notre Dame, Diaco has switched defensive schemes from a blitzing 4-3 defense the Irish utilized in 2009 and instilled a 3-4 no-crease defense.
- Compared to the 2009 defense, Notre Dame is statistically better in all but one major statistical category. The Irish are allowing 5.42 fewer points per game, 44.6 fewer yards per game, are averaging more sacks and have forced more turnovers in 2010.
- In the final three games of the season, Diaco's defense limited

teams averaging at least 31 points per game to 22 combined points – the fewest points allowed by a Notre Dame defense in three straight games since the 1993 season. Only two touchdowns were scored against the Irish in the final four games of the regular season.

- Working with the inside linebackers, Diaco helped turn sophomore Manti Te'o into an All-America candidate. The Bednarik Award and Butkus Award semifinalist led the Irish with 127 tackles in the regular season and posted 9.5 tackles for loss.
- In his only season at Cincinnati, he was charged with replacing 10 starters on the Bearcats' defense, including every player on the front seven for 2009.
- The Bearcats recorded 110 tackles for loss in 2009 (8.46 per game) to rank third in the nation. They totaled 37 sacks and tied for 10th in the country averaging 2.85 sacks per contest. Cincinnati's defense allowed 3.6 rushing yards per carry.
- Focused on the inside linebackers in 2009 at Cincinnati and helped Andre Revels and JK Schaffer experience career years in their first seasons as starters. Revels led the Bearcats with 108 tackles and added 4.5 tackles for loss and one interception, while Schaffer ranked second on the team with 100 tackles with 5.5 tackles for loss, 1.5 sacks and three interceptions.
- Safety Aaron Webster was named first-team all-BIG EAST in 2009 after pacing Cincinnati with four interceptions and five pass breakups. Defensive end Ricardo Mathews was named second-team all-BIG EAST as a first-year starter after he recorded a team-best 12.5 tackles for loss.
- Prior to Cincinnati, spent three years as the linebackers coach and special teams coordinator on Al Groh's coaching staff at the University of Virginia from 2006-08.
- At the conclusion of the 2008 season, was promoted to the Cavaliers' defensive coordinator position, but he left two months later to take the same position at Cincinnati.

- Diaco's linebackers were critical to Virginia allowing only 3.7 yards per carry and just over 21 points per game to their opponents in 2008.
- Only four schools permitted fewer rushing touchdowns than Virginia's nine in 2007, and the Cavaliers allowed 106.9 rushing yards per game, 13th in the nation. Virginia ranked 16th nationally at 19.7 points allowed per game and were 23rd in total defense, allowing 332.5 yards per game.

- Served as co-defensive coordinator and linebackers coach under Brian Kelly at Central Michigan in 2005.
- In his only season with the Chippewas, Diaco turned around Central Michigan's rushing defense that just two years earlier had ranked last in the Mid-American Conference.
- Under Diaco's watch, Central Michigan led the MAC, allowing only 113.7 rushing yards per game. He also helped defensive end Dan Bazuin lead the nation with 26.5 tackles for loss and tie a MAC record with 16 sacks.
- In 2004, coached the special teams and linebackers at Western Michigan. The punting, punt return and kickoff return units all finished in the top three of the MAC.

- From 2001-03, was an assistant coach at Eastern Michigan, where he moved from coaching the running backs in 2001 to coaching linebackers in 2002 to coaching outside linebackers in 2003. Diaco also doubled all three years with the Eagles as special teams coordinator.
- First full-time position was at Western Illinois where he was the running backs coach and special teams coordinator in 1999 and 2000. The Leathernecks won the Gateway Conference crown in 2000 and made an appearance in the NCAA Division I-AA playoffs.
- Served as a graduate assistant at Iowa for two seasons in 1996 and 1997 and helped the Hawkeyes to the Alamo and Sun Bowl games.

PERSONAL INFORMATION

- Twice an all-Big Ten selection at Iowa under Hall of Fame coach Hayden Fry and was a semifinalist for the Butkus Award as the nation's top linebacker in 1995. That same season he was named the team's co-MVP.
- Led the Hawkeyes in tackles in both 1994 and 1995 and finished his career as the seventh-leading tackler in Iowa history with 334 career stops. Started all 23 games during his final two seasons.

DYNAMIC DISCIPLES

- S Aaron Webster (Cincinnati)
2009 first-team all-Big East
- LB Clint Sintim (Virginia)
Led nation in sacks by a linebacker in 2007
- DE Dan Bazuin (Central Michigan)
Led nation in tackles for loss in 2005; Second-round NFL draft pick in 2007 by Chicago Bears





CHARLEY MOLNAR

**Offensive Coordinator/
Quarterbacks**

27th year coaching

First year at Notre Dame

THE MOLNAR FILE

Age on Dec. 31	49
Hometown	Morristown, N.J.
High School	Bayley-Elard (N.J.) High School
College	Lock Haven (Political Science, 1984)
Wife	Meg
Children	Sons: Charley III, Tate, Bryce, Mitch and Dominic; Daughters: Gillian, Gemma and Gianna

COACHING CAREER

1984-86	Lock Haven	WR/TE/RB/PK
1987-88	Virginia	Graduate Assistant
1989	Western Carolina	QB
1990-93	Illinois State	Offensive Coord./QB/WR
1994	Kent State	QB
1995	Kent State	QB/WR
1996-97	Kent State	Offensive Coord./QB/WR
1998-2000	Kent State	Offensive Coord./QB
2001	Eastern Illinois	WR
2002	Eastern Michigan	QB
2003-04	Western Michigan	QB
2005	Indiana State	Assoc. Head Coach/Offensive Coord./QB
2006	Central Michigan	QB/WR
2007-09	Cincinnati	Passing Game Coord./WR
2010	Notre Dame	Offensive Coord./QB

BOWLS/PLAYOFFS COACHED

1987	Virginia	All-American
2001	Eastern Illinois	NCAA 1-AA First Round
2006	Central Michigan	Motor City
2007	Cincinnati	International
2007	Cincinnati	Papajohns.com
2009	Cincinnati	Orange
2010	Cincinnati	Sugar
2010	Notre Dame	Sun

COACHING ACCOMPLISHMENTS

- Helped install new offensive system and developed both Dayne Crist and Tommy Rees as first-time starting quarterbacks.
- Crist started the first nine games and passed for 2,033 yards with 15 touchdowns before injuring a knee in the first quarter of the ninth game.
- Rees played the rest of the ninth game after Crist was injured and completed 33 of 54 passes for 334 yards with four touchdowns and three interceptions. He started the final three games and led the Irish to wins over No. 15 Utah, Army and at USC.
- With the Bearcats, Molnar was passing game coordinator and coached the wide receivers from 2007-09. He oversaw the two most prolific passing seasons in Cincinnati history and mentored a pair of record-setting receivers.
- Cincinnati wide receivers Mardy Gilyard and Dominick Goodman flourished with Molnar as their coach. Goodman initially set Cincinnati career records with 2,512 receiving yards and 22

receiving touchdowns. Goodman also tied the previous school record with 204 career catches. Gilyard broke Goodman's career records by recording 3,053 receiving yards and 25 TD catches. Gilyard also finished his Bearcat career with 204 receptions, tying Goodman's record.

- 2009 passing attack averaged 308.77 yards per game to rank eighth in the nation and the 4,014 passing yards set the Cincinnati single-season record. The Bearcats ranked fourth in the country in passing efficiency (161.21), thanks, in part, to a school record 39 TD passes.
- Gilyard became just the second Cincinnati player ever named an All-American by the American Football Coaches Association. He caught a school-record 87 passes for 1,191 yards with 11 TDs and became the Bearcats' first player with multiple 1,000-yard receiving seasons.
- Gilyard and Goodman both experienced career seasons in 2008 as Gilyard set the Cincinnati record with 1,276 receiving yards and Goodman totaled 1,028 yards receiving. The duo became the first Bearcats players to eclipse 1,000 receiving yards together in the same season since 1968 (Jim O'Brien and Tom Rossley). Gilyard caught 81 passes and 11 TDs in his breakthrough season and ranked eighth in the nation in total receiving yards, en route to being named first-team all-BIG EAST.
- In 2007, Molnar's aerial attack proved a harbinger of things to come for Bearcats fans as Cincinnati passed for 3,720 yards and 36 TDs — both school records, at the time. The Bearcats ranked eighth in the country in passing efficiency (149.38) and averaged 286.2 passing yards per game to rank 20th nationally. Marcus Barnett was selected second-team all-BIG EAST and a Rivals.com first-team freshman All-American after tallying a school-record 13 TD receptions.
- Joined Brian Kelly's Central Michigan staff in 2006 and coached the quarterbacks and wide receivers. Developed the most prolific freshman quarterback and wide receiver duo in the nation in 2006.
- Central Michigan quarterback Dan LeFevour was named MAC Freshman of the Year and was selected first-team all-MAC after he led the conference in passing TDs, passing yards, passing efficiency, completion percentage, total completions and total yards. LeFevour set school records for passing yards (3,031) and TD passes (26), and his 3,552 total yards were also a Central Michigan record.
- Freshman wide receiver Bryan Anderson snagged a school-record 73 passes for 877 yards and five TDs in 2006. Anderson was named first-team all-MAC and was selected a first-team freshman All-American.
- Molnar completed a rare coaching feat at the conclusion of the 2006 season. Not only was he on the sidelines for 15 contests, including the 2006 MAC Championship Game, 2006 Motor City Bowl and 2007 International Bowl, but he coached the MVP in all three postseason games.
- As the associate head coach and offensive coordinator at Indiana State, Molnar's offense broke six school passing records, including passing yards, completion percentage and TD passes.

- Coached quarterbacks from 2003-04 at Western Michigan and was forced to develop multiple signal-callers each season. In 2004, Molnar helped three quarterbacks combine to pass for 2,913 yards (264.8 yards per game) with 23 passing TDs. He also had to prepare three Bronco quarterbacks in 2003 as he guided them to the eighth-ranked passing attack in the nation with 3,701 passing yards (308.4 yards per game) and 31 TDs.
- A one-year stop at Eastern Michigan in 2002 as quarterbacks coach followed a one-year stint as wide receivers coach at Eastern Illinois in 2001.
- Worked in various capacities with offenses at Kent State (1994-2000) and Illinois State (1990-93) focusing on quarterbacks and wide receivers as well as offensive coordinator.
- Prior to Illinois State, Molnar called the offensive plays and coached quarterbacks at Western Carolina in 1989. He made his first foray into major college football as a graduate assistant (focused on quarterbacks) in 1987-88 at Virginia.
- Molnar's first coaching job came at his alma mater, Lock Haven University, where he worked from 1984-86 with the wide receivers, tight ends, running backs and kickers.

DYNAMIC DISCIPLES

- WR Mardy Gilyard (Cincinnati), St. Louis Rams
2009 AFCA first-team All-American; 2008-09 first-team all-BIG EAST; Cincinnati's all-time record holder in career receptions, receiving yards and receiving touchdowns
- QB Dan LeFevour (Central Michigan), Chicago Bears
2006 Mid-American Conference Freshman of the Year and first-team all-MAC
- QB Blayne Baggett (Indiana State)
Indiana State record holder for most passing yards in a season
- TE O.J. Santiago (Kent State)
1997 third-round NFL draft pick by Atlanta





TONY ALFORD

Wide Receivers

16th year coaching

Second year at Notre Dame

THE ALFORD FILE

Age on Dec. 31	42
Hometown	Colorado Springs, Colo.
High School	Doherty (Colo.) High School
College	Colorado State (Exercise and Sports Science, 1992)
Wife	Trina
Children	Sons: Rylan, Kyler and Braydon

COACHING CAREER

1993	Fort Collins (Colo.) H.S.	
1994	Lake Wales (Fla.) H.S.	
1995	Mount Union	RB
1996	Kent State	RB
1997-2000	Iowa State	RB
2001	Washington	RB
2002-06	Iowa State	Asst. Head Coach/RB
2007-08	Louisville	RB
2009	Notre Dame	RB
2010	Notre Dame	WR

BOWLS/PLAYOFFS COACHED

2000	Iowa State	Insight.com
2001	Washington	Holiday
2002	Iowa State	Humanitarian
2004	Iowa State	Independence
2005	Iowa State	Houston
2008	Notre Dame	Hawaii
2010	Notre Dame	Sun

PLAYING EXPERIENCE

1987-90	Colorado State	Running Back
---------	----------------	--------------

BOWLS/PLAYOFFS PLAYED

1990	Colorado State	Freedom Bowl
------	----------------	--------------

COACHING ACCOMPLISHMENTS

- Moved to wide receivers coach in 2010 after spending his previous 15 years as a running backs coach.
- Helped the Irish receiving game average 257.4 yards per contest in the 2010 regular season.
- Michael Floyd led the Irish with 73 receptions for 916 yards and 10 touchdowns. His 2010 totals all rank in the top 10 on Notre Dame's single-season records list.
- In his first season as a wide receiver, Theo Riddick flourished under Alford's tutelage as Riddick ranked second on the squad with 39 catches for 412 yards and three touchdowns in eight games. Prior to '10, Riddick had only played running back.
- Freshman TJ Jones and sophomore Robby Toma became consistent receiving options under Alford as Jones totaled 287 yards and three touchdowns on 22 receptions and Toma caught 14 passes for 187 yards.
- Notre Dame's running backs Armando Allen, Robert Hughes, Riddick and Jonas Gray averaged 4.8 yards on 293 carries in 2009

while the top four Irish rushers in 2008 averaged 3.9 yards per carry.

- Allen played in eight contests in 2009 and set career highs averaging 4.9 yards per carry and 87.1 rushing yards per game. His rushing yards per game average would have ranked him above Clemson's C.J. Spiller and USC's Joe McKnight had Allen qualified for the statistical category.
- Hughes paced the Notre Dame ground game with five rushing touchdowns and averaged 4.7 yards per carry. Riddick was the most explosive running back and averaged 5.5 yards on 29 carries.
- Prior to Notre Dame, spent his entire 14-year coaching career working with running backs at five different schools and produced a 1,000-yard rusher seven times
- During the 2008 season, one of Alford's pupils, redshirt freshman Victor Anderson, rushed for 1,047 yards with eight touchdowns and became the first Louisville running back to eclipse 1,000 rushing yards since 2005. Anderson was named the BIG EAST Conference Rookie of the Year and second-team all-BIG EAST. He was also placed on Sporting News' Freshman All-America squad.
- Louisville averaged 164.5 yards rushing per game in 2008 and scored 18 rushing touchdowns.
- In 2007, Anthony Allen averaged 4.8 yards on 141 carries and Brock Bolen averaged 4.5 yards on 75 attempts for an offense that employed a 44/56 run/pass ratio.
- Spent nine years during two stints as running backs coach at Iowa State where he developed three of the school's top six career rushing leaders (the last five years at Iowa State he also held the title of assistant head coach). Darren Davis, Ennis Haywood and Stevie Hicks combined for five 1,000-yard seasons with Alford as their position coach.
- Four of the 10 best single-game rushing totals in Cyclone history occurred during Alford's tenure, and Iowa State had a 200-yard rushing effort by one of his running backs eight times during his nine-year stint in Ames.
- Hicks became the third Cyclone rusher under Alford to surpass 1,000 rushing yards in a season, as he led Iowa State with 1,062 yards in 2004.
- Iowa State was one of only three FBS (Football Bowl Subdivision) schools that produced a 1,000-yard rusher annually from 1995-2001.
- Haywood continued the tradition in 2000, as he led the Big 12 Conference and ranked 10th nationally with 1,237 rushing yards. Haywood was a first-team all-Big 12 running back as the Cyclones' rushing attack averaged 209.0 yards per game and totaled 27 rushing TDs.
- In 2000, he assisted the Cyclones in making school history by finishing their 9-3 season with the school's first bowl victory at the Insight.com Bowl (37-20 over Pittsburgh).
- During his initial four years in Ames (1997-2000), Iowa State improved from 103rd to 17th nationally in rushing.
- Under Alford's guidance, Davis produced three consecutive seasons over 1,000 yards en route to becoming the second-most prolific rusher in school history.
- Davis gained 1,005 yards as a sophomore in 1997, 1,116 yards in 1998 and ranked ninth in the nation in 1999 with a Big 12-best 1,388 rushing yards.
- Sandwiched between Alford's stints at Iowa State was a year as Washington's running backs coach in 2001. Under Alford, Husky tailback Willie Hurst became the ninth back in school history to rush for more than 2,000 career yards.

- At Kent State, he helped make Astron Whatley a first-team all-Mid American Conference player as Whatley rushed for a career-best 1,132 yards, which were the fifth most in school history.
- In 1995, he helped Mount Union rush for 214.5 yards per game as the Purple Raiders made it to the '95 Division III semifinals and finished with a 12-1 record.

PERSONAL INFORMATION

- Alford was a first-team all-Western Athletic Conference running back as a player for Colorado State in 1989 and was an honorable mention selection on *USA Today's* All-America team. He played for the Rams from 1987-90 and was a 1989 Doak Walker Award nominee. Alford ran for a school-record 310 yards versus Utah during the 1989 season.
- Participated in Denver Broncos training camp in 1991 and played for the World League of American Football's Birmingham Fire in 1992.
- His brother, Aaron, is the running backs coach at the University of Utah.

DYNAMIC DISCIPLES

- RB Victor Anderson (Louisville)
2008 BIG EAST Conference Rookie of the Year; '08 Freshman All-American
- RB Ennis Haywood (Iowa State)
2000 all-Big 12 first team
- RB Darren Davis (Iowa State)
1999 all-Big 12 first team; Iowa State's No. 2 career rusher
- RB Astron Whatley (Kent State)
1996 all-Mid-American Conference first team





KERRY COOKS

Outside Linebackers

Eighth year coaching

First year at Notre Dame

THE COOKS FILE

Age on Dec. 31	36
Hometown	Irving, Texas
High School	Nimitz (Texas) High School
College	Iowa (Sociology, 2000)
Wife	Elvern
Children	Daughter: Kerrington

COACHING CAREER

2003	Kansas State	Graduate Assistant
2004	Western Illinois	DB/Asst. Special Teams
2005	Minnesota	DB
2006-09	Wisconsin	DB/Asst. Special Teams
2010	Notre Dame	OLB

BOWLS/PLAYOFFS COACHED

2004	Kansas State	Fiesta
2005	Minnesota	Music City
2007	Wisconsin	Outback
2008	Wisconsin	Champs Sports
2009	Wisconsin	Champs Sports
2010	Notre Dame	Sun

PLAYING EXPERIENCE

1993-97	Iowa	Strong Safety
---------	------	---------------

BOWLS/PLAYOFFS PLAYED

1993	Iowa	Alamo
1995	Iowa	Sun
1996	Iowa	Alamo
1997	Iowa	Sun

COACHING ACCOMPLISHMENTS

- Former all-Big Ten Conference safety and National Football League veteran is in his eighth season coaching in college football.
- Worked with the outside linebackers in his first season at Notre Dame and helped improve the production of Darius Fleming, Kerry Neal, Brian Smith and Prince Shembo.
- Notre Dame's outside linebackers combined for 12 sacks and 19 tackles for loss in 2010.
- Fleming tallied career highs of six sacks and 46 tackles and he led the Irish in sacks and with 10 tackles for loss.
- Coached defensive backs at Wisconsin for four seasons and helped develop 10 all-Big Ten honorees, including three first-team selections.
- Helped lead the Badgers to a 38-14 record from 2006-09, with Wisconsin finishing the season ranked in the top 25 three times.
- In 2009, two members of Cooks' secondary received all-Big Ten accolades and a third player burst onto the scene as a first-year starter.
- Safeties Jay Valai and Chris Maragos directed the Badgers defensive backfield and ranked in the top 10 in tackles on the team in 2009.

- Valai was named a second-team all-Big Ten performer for the second year in a row in 2009 while Maragos garnered honorable mention all-conference accolades.
- Cooks' star pupil in 2008 was cornerback Allen Langford who earned first-team all-Big Ten plaudits and was named the team's MVP after recording 47 tackles, two interceptions and a team-best 13 pass breakups.
- Valai was named second-team all-Big Ten as a sophomore after posting 56 tackles and forcing three fumbles in his first season as a starter.
- Cornerback Jack Ikegwuonu led the Badgers and tied for third in the conference in 2007 with 16 passes defended en route to being named first-team all-Big Ten.
- Free Safety Shane Carter was a consensus honorable mention all-conference pick in 2007 after his seven interceptions led the Big Ten and tied for sixth nationally.
- In his first season at Wisconsin in 2006, Cooks helped the Badgers lead the nation in pass efficiency defense (84.19 rating), and the 138.3 passing yards allowed per game ranked second in the nation.
- Cooks helped Wisconsin allow 111.5 fewer passing yards per game in 2006 than 2005 and opposing quarterbacks only completed 47.8 percent of their passes against the Badgers.
- Wisconsin finished 12-1 in 2006 and ranked fifth in the final coaches' poll after defeating Arkansas in the Capital One Bowl.
- Each of Cooks' four starting defensive backs in 2006 received postseason recognition from the Big Ten, including Ikegwuonu who earned first-team honors after tallying 41 tackles, two interceptions and 11 pass breakups.
- Free safety Roderick Rogers was named to the Big Ten second team in 2006 while Langford and strong safety Joe Stellmacher both were named honorable mention all-Big Ten.
- Cooks spent one season at Minnesota coaching defensive backs in 2005. His defensive backs allowed opponents to complete just 55.3 percent of their passes during the Big Ten season, second best in the league.

- Prior to his year at Minnesota, Cooks coached defensive backs and assisted on special teams for one season at Western Illinois in 2004. The Leathernecks limited opponents to a Gateway Conference-best 157.2 passing yards per game, held opponents to the lowest completion percentage (45.4) in the conference and finished second in the league with 17 interceptions.
- Cooks began coaching at his alma mater, Nimitz (Texas) High School, in 2003 before joining the coaching staff at Kansas State as a graduate assistant for the 2003 campaign.
- While with the Wildcats, he worked mostly with defensive game plan preparation and assisted with the Kansas State secondary.
- Kansas State registered an 11-4 record in 2003 and won a Big 12 title with a defense that was sixth nationally in total defense, eighth in scoring defense, 12th in pass efficiency defense and 17th in rushing defense. Kansas State earned a trip to the Fiesta Bowl after limiting each of its last six opponents to 14 points or less, including Oklahoma, the nation's highest-scoring team.

PERSONAL INFORMATION

- A four-year letterwinner and two-year starter as a strong safety at Iowa, Cooks played for the Hawkeyes from 1993-97.
- As a senior, he was a team captain and earned all-Big Ten honors.
- A fifth-round draft choice of the Minnesota Vikings in the 1998 NFL Draft, Cooks also played for Green Bay, Atlanta and Jacksonville before retiring from the NFL in 2001. He also played for the NFL's Chicago Enforcers in 2001.

DYNAMIC DISCIPLES

- CB Allen Langford (Wisconsin)
2008 first-team all-Big Ten
- CB Jack Ikegwuonu (Wisconsin), Philadelphia Eagles
2006 and 2007 first-team all-Big Ten





MIKE DENBROCK

Tight Ends

25th year coaching

Fourth year at Notre Dame

THE DENBROCK FILE

Age on Dec. 31 46
 Hometown Albion, Mich.
 High School Homer (Mich.) High School
 College Grand Valley State (Communications, 1987)
 Wife Dianne

COACHING CAREER

1986-87	Grand Valley State	Graduate Assistant
1988-89	Michigan State	Graduate Assistant
1990-91	Illinois State	OT/TE
1992-95	Grand Valley State	Offensive Coord./QB/WR
1996-98	Grand Valley State	Defensive Coord./LB
1999-2000	Buffalo (AFL)	Asst. Head Coach/Defensive Coord./OL/DL
2001	Stanford	OT/TE
2002-04	Notre Dame	OT/TE
2005-08	Washington	OL
2009	Indiana State	Assoc. Head Coach/Special Teams Coord./LB
2010	Notre Dame	TE

BOWLS/PLAYOFFS COACHED

1989	Michigan State	Gator
1989	Michigan State	Aloha
1994	Grand Valley State	NCAA Div. II First Round
1998	Grand Valley State	NCAA Div. II First Round
2000	Buffalo	Arena League Playoffs
2001	Stanford	Seattle
2003	Notre Dame	Gator
2004	Notre Dame	Insight
2010	Notre Dame	Sun

PLAYING EXPERIENCE

1982-85	Grand Valley State	Tight End
---------	--------------------	-----------

COACHING ACCOMPLISHMENTS

- Denbrock returned in 2010 to Notre Dame where he previously coached Notre Dame's offensive tackles and tight ends from 2002-04.
- Earlier in his career he spent a combined eight seasons with head coach Brian Kelly at Grand Valley State. Kelly served as the Lakers' head coach and Denbrock was on his coaching staff from 1992-98. The two were graduate assistants together at Grand Valley State in 1987.
- Coached 2010 preseason All-American Kyle Rudolph as he collected 28 receptions for 328 yards and three touchdowns in first six games before a hamstring injury ended his season. Rudolph earned John Mackey Tight End of the Week honors following the Michigan game where he set career highs with eight catches for 164 yards and one touchdown.

- Developed Tyler Eifert in Rudolph's absence and turned the sophomore tight end into a reliable receiving option for the Irish. Eifert snagged 23 passes for 321 yards and two touchdowns and was named John Mackey Award Tight End of the Week following his performance vs. Army where he caught four passes for 78 yards with one touchdown.
- Spent the 2009 season as the associate head coach at Indiana State.
- With the Sycamores, he was the special teams coordinator and also coached the linebackers.
- Helped turn redshirt freshman linebacker Aaron Archie into an all-conference player in his first season of collegiate football. He was named a second-team performer in the Missouri Valley Football Conference and was a member of the league's all-newcomer team.
- Junior return specialist Darrius Gates earned honorable mention accolades in 2009 from the Missouri Valley Football Conference after leading the league and ranking fifth nationally averaging 27.1 yards per kickoff return.
- Prior to Indiana State, Denbrock served as the offensive line coach at the University of Washington from 2005-08.
- In 2007, the Husky line helped running back Louis Rankin become the first 1,000-yard rusher at Washington since 1997. Quarterback Jake Locker also nearly eclipsed 1,000 rushing yards in 2007 as he gained 986 yards on the ground. Rankin and Locker ranked fourth and fifth, respectively, in rushing yards per game among Pac-10 players.
- Center Juan Garcia earned second-team all-Pacific-10 honors in 2007.
- Denbrock's offensive line paved the way for the Huskies to average 203.1 rushing yards per game in 2007. Washington ranked 18th nationally in rushing and second in the Pac-10 Conference.
- During his time at Notre Dame, Denbrock's offensive tackles and tight ends were big factors as the Irish produced 1,000-yard rushers in 2002 (Ryan Grant, 1,085 yards) and 2003 (Julius Jones, 1,268 yards and 10 touchdowns).
- Coached several players at Notre Dame who became NFL Draft selections, including offensive tackles Ryan Harris (2007, third round, Denver), Jim Molinaro (2004, seventh round, Washington), Jordan Black (2003, fifth round, Kansas City) and Brennan Curtin (2003, sixth round, Green Bay) plus tight ends John Carlson (2008, second round, Seattle), Anthony Fasano (2006, second round, Dallas) and Jerome Collins (2005, fifth round, St. Louis).
- Prior to coming to Notre Dame, Denbrock worked in a similar capacity with the offensive tackles and tight ends at Stanford. His line helped lead the way for a Stanford rushing attack which ranked 23rd in the nation, averaging more than 200 yards per game and scoring 27 TDs.
- Developed Kwame Harris into one of the top offensive tackles in the Pac-10 Conference. Harris earned second-team all-Pac-10 honors following 2001 and was drafted by the San Francisco 49ers with the 26th pick in the first round of the 2003 NFL Draft.
- Before arriving at Stanford, Denbrock was the assistant head coach, defensive coordinator and offensive and defensive line coach for the Buffalo Destroyers of the Arena Football League in 1999-2000.
- Prior to his two years in Buffalo, Denbrock returned to his alma mater, Grand Valley State, where he coached with Kelly.
- Denbrock served as the Lakers' defensive coordinator and linebackers coach from 1996-

98 and his defensive unit ranked among the nation's top 30 in total defense, scoring defense and rushing defense each season.

- His 1996 defense led the Midwest Intercollegiate Football Conference and was 11th nationally in scoring defense while also leading the conference in total defense.
- As the offensive coordinator, Denbrock's squad was first in the MIFC in both total and scoring offense from 1992-94.
- In 1995, his offense ranked eighth in the nation in scoring and 12th in total offense.
- Eight of his players earned first-team All-America honors during his seven years at Grand Valley State.
- Denbrock's first full-time coaching assignment came in 1990-91 as the tackles and tight ends coach at Illinois State.
- He focused on the offensive line as a graduate assistant at Michigan State in 1989 and helped with the quarterbacks and receivers on the 1988 Spartans squad.
- He broke into coaching as a graduate assistant from 1986-87 at Grand Valley State where he worked with the offensive tackles and tight ends.

PERSONAL INFORMATION

- As a member of Grand Valley State's football team from 1982-85, he won the Phillip Shultz Award for attitude and commitment to the football program.

DYNAMIC DISCIPLES

- TE John Carlson (Notre Dame), Seattle Seahawks
2008 second-round NFL draft pick by Seattle
- OT Ryan Harris (Notre Dame), Denver Broncos
2007 third-round NFL draft pick by Denver
- TE Anthony Fasano (Notre Dame), Miami Dolphins
2006 second-round NFL draft pick by Dallas
- OT Kwame Harris (Stanford)
2002 first-round NFL draft pick by San Francisco





MIKE ELSTON

Defensive Line/Special Teams Coordinator

12th year coaching

First year at Notre Dame

THE ELSTON FILE

Age on Dec. 31	36
Hometown	St. Marys, Ohio
High School	Memorial (Ohio) High School
College	Michigan (Sport Management and Communications, 1998)
Wife	Beth (Broyles)
Children	Daughters: Olivia, Sophia and Isabella

COACHING CAREER

1997	Michigan	Student Assistant
1998	Michigan	Video Intern
1999-2000	Michigan	Graduate Assistant (OLB)
2001	Eastern Michigan	DE
2002-03	Eastern Michigan	DL/Recruiting Coord.
2004	Central Michigan	DL
2005	Central Michigan	Co-Defensive Coord./DL
2006	Central Michigan	LB/Special Teams Coord.
2007-08	Cincinnati	TE/Special Teams Coord./Recruiting Coord.
2009	Cincinnati	Asst. Head Coach/DL/Special Teams Coord.
2010	Notre Dame	DL/Special Teams Coord.

BOWLS/PLAYOFFS COACHED

1998	Michigan	Rose
1999	Michigan	Citrus
2000	Michigan	Orange
2001	Michigan	Citrus
2006	Central Michigan	Motor City
2007	Cincinnati	Papajohns.com
2009	Cincinnati	Orange
2010	Cincinnati	Sugar
2010	Notre Dame	Sun

PLAYING EXPERIENCE

1993-96	Michigan	Outside Linebacker
---------	----------	--------------------

BOWLS/PLAYOFFS PLAYED

1993	Michigan	Hall of Fame
1994	Michigan	Holiday
1995	Michigan	Alamo
1997	Michigan	Outback

COACHING ACCOMPLISHMENTS

- In his first season at Notre Dame, Elston helped turn around the Irish defense as well as coordinated special teams efforts that included an All-American caliber placekicker.
- The defensive line aided the Irish efforts in holding opponents to 4.0 yards per carry in 2010, almost a yard fewer than the '09 Irish defense permitted.
- The starting defensive line of Kapron Lewis-Moore, Ian Williams,

Sean Cwynar and Ethan Johnson combined for 12 sacks and 15 tackles for loss.

- David Ruffer flourished with Elston's tutelage as he was named one of three finalists for the Groza Award, presented annually to college football's top kicker. He finished the regular season 15 of 15 in field goals setting Notre Dame records for most consecutive field goals converted in a season and career.
- In his only season as Cincinnati's defensive line coach, Elston was forced to replace all of his starters while helping to implement a new defensive scheme.
- The results were an attacking defensive front in 2009 that limited its opponents to 3.6 rushing yards per carry and helped lead Cincinnati's defense to the third-most tackles for loss and 10th-most sacks in the nation.
- The Bearcats' defensive line combined for 57 tackles for losses and 25.5 of the team's 37 sacks for the season. Elston's line alone averaged more sacks per game than 63 FBS teams (including Notre Dame) in 2009.
- Cincinnati was led in 2009 by Ricardo Mathews and Alex Daniels, two first-year starters at defensive end. Mathews received second-team all-BIG EAST honors and led Cincinnati with 12.5 tackles for loss. Daniels paced the defensive line with 56 tackles and led the team with 8.5 sacks.
- Elston served as special teams coordinator in 2009 for the third straight season and helped Mardy Gilyard earn the BIG EAST Special Teams Player of the Year award for the second consecutive year. Gilyard averaged 30.5 yards on 42 kickoff returns and returned two kickoffs for touchdowns. He also averaged 12.6 yards on 16 punt returns including one punt return for TD.
- Elston's kickoff return unit ranked second in the nation, averaging 28.5 yards per kickoff return, and only three schools returned more kickoffs for TDs than Cincinnati's three returns. His punt return unit averaged 13.0 yards per return which ranked 17th in the nation.
- Under Elston's direction, Kevin Huber was selected as the first-team punter on the Associated Press' All-America team in 2007 and 2008. Huber was also tabbed a first-team All-American in 2008 by the American Football Coaches Association and the Football Writers Association of America. He ranked seventh in the nation, averaging 45.0 yards per punt, and helped the Bearcats lead the nation in net punting at 41.5 yards.
- Cincinnati became only the fourth team in NCAA FBS history to lead the nation in net punting in consecutive seasons.
- Huber was selected in the fifth round of the 2009 NFL Draft by the Cincinnati Bengals.
- Gilyard also was named BIG EAST Special Teams Player of the Year in 2008 after leading the BIG EAST and ranking 11th nationally by averaging 27.6 yards on 36 kickoff returns. Gilyard returned two kickoffs for TDs, the first a 97-yarder at Oklahoma and the second for 100 yards at West Virginia.
- In 2007, Huber was named a consensus All-American and recipient of the BIG EAST Special Teams Player of the Year award after he led the nation averaging 46.9 yards per punt. Huber also helped the Bearcats rank first in the nation in net punting at 39.6 yards.
- In 2006, he served as Central Michigan's special teams coordinator and linebackers coach and instructed two all-Mid-American Conference linebackers, including the top tackler in the league.
- Elston's work with special teams in 2006 sparked a drastic improvement in the punting unit, which finished 19th nationally in net punting.
- Spent the 2005 season as the Central Michigan co-defensive coordinator and defensive line coach. He helped develop a unit that led the MAC in rushing defense, allowing 113.7 yards per game, a major

improvement for a team that ranked last in the MAC in rushing defense two years earlier.

- Worked directly with defensive end Dan Bazuin who led the nation with 26.5 tackles for loss and tied a MAC record with 16 sacks.
- Bazuin later became a second-round NFL draft pick by the Chicago Bears in 2007.
- Doubled as the defensive line coach and recruiting coordinator at Eastern Michigan from 2002-03 and helped the Eagles record the most improved defense in Division I-A in both scoring and total yards allowed in 2003. He began his tenure at Eastern Michigan as the defensive ends coach in 2001.
- Elston got his first taste of coaching as a graduate assistant at his alma mater, the University of Michigan from 1999-2000 and helped the Wolverines to a 19-5 record during that time.

PERSONAL INFORMATION

- Elston was a member of Michigan's football team from 1993-96 and lettered for the Wolverines as an outside linebacker from 1994-96. Michigan finished in the top 20 each year he lettered and he helped the Wolverines to a 25-12 record in his three seasons.

DYNAMIC DISCIPLES

- PK David Ruffer (Notre Dame)
2010 Lou Groza Award finalist
- DE Dan Bazuin (Central Michigan)
Led NCAA with 26.5 tackles for loss in 2005 and tied MAC record with 16 sacks; Second-round NFL draft pick of Chicago Bears in 2007
- P Kevin Huber (Cincinnati), Cincinnati Bengals
2007 and 2009 first-team All-American; 2007 BIG EAST Special Teams Player of the Year
- WR/R/PR Mardy Gilyard (Cincinnati), St. Louis Rams
2008 and 2009 BIG EAST Special Teams Player of the Year
- DE Ricardo Mathews (Cincinnati), Indianapolis Colts
2009 second-team all-BIG EAST defensive end





TIM HINTON

Running Backs

29th year coaching

First year at Notre Dame

THE HINTON FILE

Age on Dec. 31 50
 Hometown Wilmington, Ohio
 High School Amanda Clearcreek (Ohio) High School
 College B.S. Wilmington College (Industrial Education, 1982); M.A. Ohio State (Educational Policy and Leadership, 1987)
 Wife Bev
 Children Daughters: Dawn and Drew

COACHING CAREER

1981	Wilmington College (Ohio)	Student Asst.
1982-84	Wilmington College (Ohio)	TE/WR
1985-86	Ohio State	Graduate Asst.
1987-88	Zane Trace (Ohio) H.S.	Head Coach
1989	Van Wert (Ohio) H.S.	Head Coach
1990	Ohio University	WR
1991-92	Ohio University	DL/Strength and Conditioning Coach
1993-2003	Marion (Ohio) Harding H.S.	Head Coach
2004-06	Cincinnati	RB
2007	Cincinnati	LB
2008	Cincinnati	RB
2009	Cincinnati	RB/Recruiting Coord.
2010	Notre Dame	RB

BOWLS/PLAYOFFS COACHED

1982	Wilmington College (Ohio)	NAIA First-Round Playoffs
1983	Wilmington College (Ohio)	NAIA First-Round Playoffs
1986	Ohio State	Citrus
1987	Ohio State	Cotton
2004	Cincinnati	Fort Worth
2007	Cincinnati	International
2007	Cincinnati	Papajohns.com
2009	Cincinnati	Orange
2010	Cincinnati	Sugar
2010	Notre Dame	Sun

COACHING ACCOMPLISHMENTS

- Coached stable of four running backs that combined to rush for 1,355 yards on 275 carries and averaged 4.9 yards per carry.
- Senior Armando Allen and sophomore Cierre Wood each tallied 107 rushes with Allen totaling 514 rushing yards and Wood a team-best 522 yards.
- After being withheld from competition as a freshman, Wood started five games in 2010 after Allen was lost for the season with a hip injury.

- Both Wood and Allen proved to be reliable receivers as Wood caught 19 passes for 168 yards and Allen gained 138 yards on 17 receptions.
- Hinton's top two running backs in 2009 combined to average 6.4 yards per carry, as Isaiah Pead and Jacob Ramsey gained 1,245 yards on 195 carries and scored 13 touchdowns.
- Pead and Ramsey also proved to be threats out of the backfield, as they caught 38 combined passes for 346 yards and four TDs. They were also reliable rushers and blockers as neither player lost a fumble nor allowed a sack.
- Hinton developed Pead during his sophomore season as Pead was the Bearcats' top ballcarrier in 2009. He gained 806 yards on 121 carries with nine TDs and had a breakthrough performance against West Virginia when he gained 175 yards on 18 carries and one TD. Pead also averaged 10.1 yards on 20 receptions.
- Ramsey and John Goebel shouldered most of the load in 2008, as Pead rushed just 30 times in his freshman season. The trio combined to rush for 1,465 yards and nine TDs while averaging 4.7 yards per carry.
- Ramsey led the way for the Bearcats in 2008 with 664 yards on 152 carries with two TDs, while Goebel rushed 133 times for 607 yards and seven TDs. Goebel proved to be a receiving threat out of the backfield, recording 283 receiving yards on 26 catches.
- Hinton shifted to linebackers in Kelly's first season at Cincinnati and two of Hinton's pupils ranked in the top three on the Bearcats in tackles in 2007.
- Corey Smith ranked second on the 2007 squad with 80 tackles including six tackles for loss and two sacks while starting all but one game at weakside linebacker. Ryan Manalac tallied 76 tackles and 5.5 tackles for loss at middle linebacker in his first season starting at Cincinnati.
- Under head coach Mark Dantonio, Hinton worked with the Bearcats' running backs from 2004-06.
- In 2006, three Cincinnati running backs combined to rush for 1,358 yards and 10 TDs.
- In Hinton's first year with the Bearcats, he helped turn Richard Hall into a 1,000-yard rusher and an all-Conference USA player as Cincinnati's ground attack averaged 183.4 rushing yards per contest.
- Prior to Cincinnati, Hinton had great success as a high school head football coach in Ohio.
- From 1993-2003, he was head coach at Harding High School in Marion, Ohio, where he directed his teams to five conference titles and five appearances in the state playoffs. Two of his teams advanced to the regional finals, and during his tenure at Harding he sent 13 players to the major college playing ranks. In 1995, he was named Ohio Division I Co-Coach of the Year.
- Hinton spent three seasons at Ohio University prior to taking the head coaching job at Marion Harding. With the Bobcats, Hinton coached the wide receivers in 1990 before moving to the defensive line from 1991-92.
- His first two head coaching jobs came at Zane Trace High School in Chillicothe, Ohio, where he coached the 1987 and 1988 seasons and at Van Wert High

School in Van Wert, Ohio, in 1989.

- Hinton's first exposure to major college football came as a graduate assistant at Ohio State from 1985-86.
- In 1986, Hinton worked primarily with Ohio State's wide receivers and helped Cris Carter set school records in single-season receptions, receiving yards and touchdown receptions. Carter was named a first-team All-American after the season.
- Under head coach Earle Bruce, Hinton was on the Buckeyes' staff for two bowl game appearances. The 1986 team finished 10-3 overall and 7-1 in the Big Ten Conference, earning a share of the Big Ten championship.
- While attending Wilmington College in Wilmington, Ohio, Hinton launched his coaching career, serving as an assistant coach at Amanda-Clearcreek High School in Amanda, Ohio, from 1978-80.
- Hinton became a student assistant coach at Wilmington in 1981 and then he coached Wilmington's tight ends and wide receivers from 1982-84. Hinton helped his alma mater to two league crowns and a pair of appearances in the NAIA playoffs.

DYNAMIC DISCIPLES

- RB Isaiah Pead (Cincinnati)
Averaged 6.7 yards per carry and 10.1 yards per reception in 2009
- RB Richard Hall (Cincinnati)
All-Conference USA in 2004
- WR Cris Carter (Ohio State)
1986 first-team All-American; Set Ohio State school record for receptions and receiving yards in a season





CHUCK MARTIN

**Defensive Backs/
Recruiting Coordinator**

19th year coaching

First year at Notre Dame

THE MARTIN FILE

Age on Dec. 31	42
Hometown	Park Forest, Ill.
High School	Rich East (Ill.) High School
College	Millikin (Ill.) (Accounting, 1990)
Wife	Dulcie
Children	Son: Max; Daughter: Emma

COACHING CAREER

1992-93	Mankato State (Minn.)	Graduate Assistant
1994-95	Wittenberg (Ohio)	LB
1996-97	Millikin (Ill.)	Defensive Coord./DB
1998-99	Eastern Michigan	LB
2000-02	Grand Valley State	DB
2003	Grand Valley State	Defensive Coord./DB
2004-09	Grand Valley State	Head Coach
2010	Notre Dame	DB/Recruiting Coord.

BOWLS/PLAYOFFS COACHED

1995	Wittenberg (Ohio)	NCAA Div. III First Round
2001	Grand Valley State	NCAA Div. II National Finalist
2002	Grand Valley State	NCAA Div. II Champions
2003	Grand Valley State	NCAA Div. II Champions
2004	Grand Valley State	NCAA Div. II Regional
2005	Grand Valley State	NCAA Div. II Champions
2006	Grand Valley State	NCAA Div. II Champions
2007	Grand Valley State	NCAA Div. II Semifinal
2008	Grand Valley State	NCAA Div. II Regional
2009	Grand Valley State	NCAA Div. II National Finalist
2010	Notre Dame	Sun

PLAYING EXPERIENCE

1986-90	Millikin (Ill.)	Safety
---------	-----------------	--------

BOWLS/PLAYOFFS PLAYED

1989	Millikin (Ill.)	NCAA Div. II Quarterfinals
------	-----------------	----------------------------

COACHING ACCOMPLISHMENTS

- In first season at Notre Dame, helped improve the defensive statistical categories when compared to 2009: passing defense (76th to 44th) and pass efficiency defense (82nd to 26th).
- Members of his secondary combined to total 11 of team's 14 interceptions and 26 of team's 42 passes broken up.
- The improved tackling by the defensive backs under Martin has led to the Irish allowing only 10.0 yards per completion in 2010, the fewest yards allowed by a Notre Dame defense since 1993.
- Safety Harrison Smith became one of the most consistent players under Martin as he ranks second on the Irish with 86 tackles and leads the team with four interceptions and seven passes broken up.

- Led Grand Valley State University to two NCAA Division II national championships and won over 91 percent of his games as the Lakers' head coach.
- Served as head coach at Grand Valley State from 2004-09.
- Replaced Brian Kelly as the Lakers' head coach after Kelly was named head coach at Central Michigan University.
- Under Martin's watch, Grand Valley went 74-7 (.914) and won the NCAA Division II national championship in 2005 and 2006. The Lakers were runners-up in 2009.
- Guided the Lakers to five Great Lakes Intercollegiate Athletics Conference championships in six years and he posted a 16-4 record in the Division II playoffs.
- Martin's .914 winning percentage was the second best among active college football coaches, regardless of division (Mount Union's Larry Kehres owned a .925 winning percentage).
- A member of the Lakers coaching staff since 2000, Martin helped Grand Valley State post a 122-13 record from 2000-09, including winning 121 of its last 130 games.
- Since he became head coach in 2004, Martin helped develop 34 players who earned various All-America honors and 114 players who earned all-GLIAC plaudits, including 56 first-team selections.
- The Lakers were ranked number one in the American Football Coaches Association Coaches Poll for 56 of 70 weeks the poll was released during Martin's tenure.
- From 2004 to 2009, Martin directed Grand Valley State to 48 consecutive regular-season victories and 45 straight wins in GLIAC action. He also guided the Lakers to a Division II record 40-game winning streak from 2005-07.
- Guided the Lakers to a 13-2 record and the school's fifth consecutive GLIAC championship in 2009. Grand Valley State also made its ninth straight NCAA Division II playoff appearance and advanced to the national championship game for the third time in five seasons (falling to Northwest Missouri State, 30-23). It marked the sixth time since 2001 the Lakers had advanced to the NCAA Division II finals.
- The 2008 team turned in its fourth straight undefeated regular season and finished the year with an 11-1 record. The Lakers advanced to the quarterfinals of the Division II playoffs before falling to eventual national champion Minnesota-Duluth in double overtime.
- Martin's 2007 squad cruised through the regular season undefeated and led the GLIAC in scoring defense (14.5 points per game), total defense (303.6 yards per game), pass efficiency defense (95.6) and quarterback sacks (42). The Lakers advanced to the national semifinals but were defeated at Northwest Missouri State.
- Claimed his second national championship and Grand Valley State's fourth title in 2006 after the Lakers defeated Northwest Missouri State for the second straight year, 17-14. The win capped off a perfect 15-0 season that saw Grand Valley State outscore its GLIAC foes by an average score of 37.1-14.6.
- In his second season as a head coach, guided the Lakers to an undefeated season (13-0) and their third national championship.
- Led Grand Valley State to a 10-3 mark and a berth in the NCAA Division II playoffs (lost in quarterfinals) in his first season at the helm in 2004. The 10 wins by Martin were the most of any first-year head coach in school history.
- Prior to being named head coach, Martin was an assistant at Grand Valley State for four years. He was a key figure in the progression of the Lakers' defense that saw the secondary earn 10 all-GLIAC honors in four years.
- The Lakers' defensive backs intercepted 84 passes from 2000-03, including a school single-season record 26 interceptions in both 2001 and 2003. Fourteen of those 84 interceptions were returned for touchdowns.

- Served as defensive coordinator under Kelly in 2003 and helped the Lakers to the national championship. Grand Valley State rode its defense to the title as it limited its final three opponents in the playoffs to just a field goal apiece.
- Prior to Grand Valley State, Martin coached the linebackers at Eastern Michigan in 1998 and 1999. He served as the defensive coordinator and defensive backs coach from 1996-97 at Millikin University, his alma mater, in Decatur, Ill.
- Prior to Millikin, Martin coached the linebackers at Wittenberg University in Springfield, Ohio, from 1994-95. While at Wittenberg, he also served as the head golf coach and an assistant baseball coach.
- Martin's initial coaching duty came in 1992 as a graduate assistant at Mankato State University in Mankato, Minn.

PERSONAL INFORMATION

- Martin was an All-America safety at Millikin and was also selected a GTE Academic All-American. He also doubled as an all-conference placekicker for the football team and received academic all-district honors for Millikin's basketball team. He was inducted into the Millikin Athletic Hall of Fame in 2008.

DYNAMIC DISCIPLES

- CB Brandon Carr (Grand Valley State); Kansas City Chiefs
Started all 32 games at cornerback in first two seasons with the Chiefs
- OL Brandon Barnes (Grand Valley State)
2007 Gene Upshaw Award winner (top offensive lineman in NCAA Division II)
- QB Cullen Finnerty (Grand Valley State)
2006 Harlon Hill Award runner-up (top player in NCAA Division II)
- DL Mike McFadden (Grand Valley State)
2005 and 2006 Gene Upshaw Award winner





ED WARINNER

Offensive Line

27th year coaching

First year at Notre Dame

THE WARINNER FILE

Age on Dec. 31 49
 Hometown Strasburg, Ohio
 High School Strasburg Franklin (Ohio) High School
 College B.A. Mount Union (Physical Education, 1984); M.S. Akron (Education, 1985)
 Wife Mary Beth
 Children Daughters: Madisyn and Meridith;
 Son: Edward

COACHING CAREER

1984	Akron	RB
1985-86	Michigan State	LB/Secondary
1987	Army	OC/OG
1988-90	Army	Executive Assistant/ Recruiting
1991	Army	DL
1992-97	Army	OL
1998-99	Army	Offensive Coord./QB
2000-02	Air Force	OL
2003	Kansas	OL
2004	Kansas	OL/Run Game Coord.
2005-06	Illinois	OL/Run Game Coord.
2007-08	Kansas	Offensive Coord./QB
2009	Kansas	Assoc. Head Coach/ Offensive Coord./QB
2010	Notre Dame	OL

BOWLS/PLAYOFFS COACHED

1985	Michigan State	All-American
1988	Army	Sun
1996	Army	Independence
2000	Air Force	Silicon Valley
2002	Air Force	San Francisco
2003	Kansas	Tangerine
2008	Kansas	Orange
2008	Kansas	Insight
2010	Notre Dame	Sun

PLAYING EXPERIENCE

1979-83 Mount Union (Ohio) RB/QB

- Directed offenses that led the nation in rushing (Air Force, 2002), were tops in Big Ten Conference rushing (Illinois, 2006) and ranked second in the nation in scoring (Kansas, 2007).
- From 2007-09, the Jayhawks posted the three highest yards-per-game averages and the three most prolific passing seasons in Kansas history. Three of the top seven scoring seasons in school history came under his direction.
- Under Warinner's watch as offensive coordinator, the Jayhawks averaged 445.5 total yards per game, 302.1 passing yards per contest and 35.3 points on a combined basis from 2007-09.
- Kansas' offensive players were recognized for the success on the field, as 18 players received all-Big 12 Conference honors from 2007-09.
- Todd Reesing started all three years for Warinner and also worked with him as his position coach. Reesing set every major single-season and career passing record at Kansas, including career records in completions (932), attempts (1,461), passing yards (11,194), touchdown passes (90), 300-yard games (18), 200-yard games (31), total offense (11,840), total plays (1,796) and TDs accounted for (105).

➤ Dezmon Briscoe and Kerry Meier became the most prolific pass-catchers in Jayhawk history.

➤ Briscoe recorded 219 receptions for 3,240 yards with 31 receiving TDs to set school records in receiving yards and TD receptions. Meier caught 226 passes for 2,309 yards with 18 TDs and set the Kansas record for career receptions.

➤ In 2009, Warinner was named one of three finalists for the American Football Coaches Association's National Assistant Coach of the Year award, following a campaign in which Kansas finished seventh in the NCAA in passing offense and 25th in total offense.

➤ The Jayhawks set a school record by averaging 310.3 passing yards per game in 2009, and the 422.4 total yards per game were the third most in school history.

➤ Reesing led the Big 12 in total offense (311.3 yards per game) and ranked sixth nationally in passing yards per game (301.3) in 2009.

➤ Meier set a school record with 102 receptions and was named second-team all-Big 12 after adding 985 receiving yards and eight TDs. Briscoe led the Jayhawks with 1,337 receiving yards and nine TDs and ranked fifth nationally in averaging 121.6 receiving yards per game. He was selected a first-team all-Big 12 performer.

➤ In 2008, Warinner's offense averaged 432.4 yards per game and ranked eighth nationally in passing yards per game (305.6). The Jayhawks averaged 33.4 points per game, the third-best points-per-game average in school history.

➤ Reesing completed 66.5 percent of his passes for 3,888 yards with 32 TD passes.

➤ Briscoe set a school record with 1,407 receiving yards and 15 TDs on 92 receptions, while Meier led the team with 97 catches for 1,045 yards and eight TDs.

➤ The 2007 offense was the nation's second-highest scoring unit (42.8 points per game) and helped the Jayhawks to a 12-1 season including a victory in the FedEx Orange Bowl.

➤ Kansas set a school record by averaging 479.8 total yards per game and ranked eighth nationally in that category. The Jayhawks averaged 291.0 passing yards per game (17th in the nation) and 188.8 rushing yards per contest (31st in the nation).

➤ Twenty school records were set in 2007, including 17 offensive records, and offensive lineman Anthony Collins was named first-team All-America.

➤ In his first season as a starter, Reesing passed for 3,486 yards with 33 TDs and seven interceptions in 2007. He set 20 different school records, was a Davey O'Brien Award semifinalist and was named second-team all-Big 12.

➤ In his second season at Illinois, Warinner's rushing attack led the Big Ten and finished 10th in the nation in rushing yards per game, averaging 188.3 in 2006. That average was the best output by an Illini team since 1973.

➤ Was instrumental in the development of Kansas center Joe Vaughn, who was named the Big 12 Newcomer of the Year in 2003.

➤ In 2003, Kansas improved their rushing average by nearly 40 yards per game and scored nearly 10 more points per game while allowing 14 fewer sacks.

➤ Coached the offensive line under Fisher DeBerry at Air Force from 2000-02 and helped the Falcons lead the nation with 307.8 rushing yards per game in 2002.

➤ Spent 13 seasons at Army in a variety of coaching positions. While at Army, the Cadets led the NCAA in rushing three times.

PERSONAL INFORMATION

➤ Played football and baseball at Mount Union College from 1979-83.

➤ Led the team in many categories while earning his fourth letter in 1983. Also received two letters in baseball at Mount Union.

DYNAMIC DISCIPLES

➤ QB Todd Reesing (Kansas)

Set every major single-season and career passing record at Kansas

➤ WR Kerry Meier (Kansas), Atlanta Falcons


First at Kansas in career receptions and second in receiving yards and TD receptions

➤ WR Dezmon Briscoe (Kansas), Cincinnati Bengals

School record holder in career receiving yards and TD receptions

➤ OT Anthony Collins (Kansas), Cincinnati Bengals

2007 first-team All-American



COACHING ACCOMPLISHMENTS

- In his first season at Notre Dame, developed three first-time starters on the offensive line and improved the average yards per rush and decreased sacks allowed compared to 2009.
- The Irish averaged 4.0 rushing yards per game during the regular season, the best rushing average by a Notre Dame team since 2003.
- Notre Dame's offensive line allowed a sack on 4.2 percent of the overall pass attempts in 2010, the lowest percentage by an Irish offensive line since the 1998 unit permitted a sack on 4.0 percent of pass attempts.



PAUL LONGO

Director of Football Strength and Conditioning

24th year in collegiate athletics

First year at Notre Dame

THE LONGO FILE

Age on Dec. 31	52
Hometown	Sterling Heights, Mich.
High School	Adlai Stevenson (Mich.) High School
College	Wayne State (Physical Education, 1983)
Wife	Shannon
Children	Son: Anthony; Daughter: Natalie

CAREER

1987	Wisconsin	Asst. Strength Coach
1988-92	Iowa	Asst. Football Strength Coach
1993-98	Iowa	Head Football Strength Coach
1999-2003	Iowa	Olympic Sports Strength Coach
2004-06	Central Michigan	Head Strength Coach
2007-09	Cincinnati	Director of Football Strength and Conditioning
2010	Notre Dame	Director of Football Strength and Conditioning

BOWLS/PLAYOFFS

1988	Iowa	Peach
1991	Iowa	Rose
1991	Iowa	Holiday
1993	Iowa	Alamo
1995	Iowa	Sun
1996	Iowa	Alamo
1997	Iowa	Sun
2006	Central Michigan	Motor City
2007	Cincinnati	International
2007	Cincinnati	Papajohns.com
2009	Cincinnati	Orange
2010	Cincinnati	Sugar
2010	Notre Dame	Sun

PLAYING EXPERIENCE

1978-81	Wayne State	Wide Receiver
---------	-------------	---------------

PROFESSIONAL ACCOMPLISHMENTS

- Veteran strength and conditioning coach with 23 years of experience at NCAA Football Bowl Subdivision schools.
- Worked in a similar capacity from 2007-09 at the University of Cincinnati and has worked alongside current Irish head football coach Brian Kelly as his speed, strength and conditioning coach since Kelly's first season at Central Michigan in 2004.
- Longo instilled a grueling strength and conditioning program at Cincinnati that helped the Bearcats become one of the top closing teams in the nation.
- In their first year at Notre Dame, Longo and Kelly have helped the Irish secure a 5-1 record when leading after three quarters and are 7-1 when entering halftime with a lead.
- Under Kelly's watch at Cincinnati, the Bearcats were 32-0 when entering a fourth quarter with a lead and 29-2 when leading at halftime.
- Since 2005 at Central Michigan, Kelly's teams are 47-2 when leading after three quarters and 46-3 when taking the lead into halftime.
- Stops at Wisconsin (1987), Iowa (1988-98), Central Michigan (2004-06) and Cincinnati (2007-09) have helped Longo produce more than 50 NFL draft picks. Eight Bearcats were selected in 2008 and 2009 combined, equal to the combined total of NFL draft picks from Cincinnati in the previous five drafts.
- At Central Michigan, Longo served as the head strength coach and helped develop five NFL draft selections, including Longo's prized pupil, Joe Staley. Staley entered Central Michigan in 2003 as a tight end and graduated as a left tackle and the first Chippewa to be a NFL first-round draft pick.
- Staley caught 11 passes for 130 yards and one touchdown in his freshman season. Longo arrived with Kelly prior to the 2004 season and helped Staley pack on 80 pounds during his Chippewa career as he grew into an offensive tackle. He started 11 games at right tackle as a sophomore and moved to left tackle where he started all 25 games from 2005-06 and allowed only one combined sack in his final two seasons.
- After becoming just the fifth Central Michigan player to participate in the Senior Bowl, Staley became the 28th overall pick in the 2007 NFL Draft, picked by the San Francisco 49ers.
- From 1988-2003, Longo served on the strength and conditioning staff at Iowa and worked primarily with football from 1988-98.
- Worked with Hall of Fame coach Hayden Fry as Longo served as the assistant strength coach for the football program from 1988-92 before being promoted to head strength coach for the Hawkeye football team in 1993.
- Longo played a critical role in helping the Hawkeyes to seven bowl games including the 1991 Rose Bowl after Iowa claimed the Big Ten Conference championship in 1990.
- The 1991 Hawkeyes compiled a 10-1-1 record and finished second in the Big Ten with a 7-1 ledger. Iowa was ranked 10th in the final polls after tying BYU in the Holiday Bowl.


- Longo also made two trips to the Sun and Alamo Bowls and one appearance in the Peach Bowl.
- Longo began his career as an assistant strength and conditioning coach at Wisconsin in 1987.

PERSONAL INFORMATION

- He was a four-year starter at wide receiver on the Warriors' football team, set season and career receiving records and twice was the MVP.
- Totaled 91 career receptions for 1,154 yards at Wayne State and paced the Warriors in receiving from 1978-80.
- Longo went to training camps as a free agent with four professional teams in three different leagues.

DYNAMIC DISCIPLES

- WR Mardy Gilyard (Cincinnati), St. Louis Rams
2009 All-American; 2008-09 first-team all-BIG EAST
- DE Connor Barwin (Cincinnati), Houston Texans
2008 first-team all-BIG EAST; Second round NFL Draft pick by Houston
- OT Joe Staley (Central Michigan), San Francisco 49ers
28th overall selection in first round of 2007 NFL Draft by San Francisco
- CB Tom Knight (Iowa)
Ninth overall selection in first round of 1997 NFL Draft by Arizona
- OT Ross Verba (Iowa)
30th overall section in first round of 1997 NFL Draft by Green Bay



Jon Carpenter

Defensive Graduate Assistant



Jon Carpenter is in his first season at Notre Dame as the graduate assistant for the Irish defense after spending the previous two seasons as a graduate assistant for the defensive coaching staff at the University of Cincinnati.

Carpenter played four seasons as a running back and linebacker at Cincinnati from 2004-07 and totaled 72 tackles, including two sacks, while contributing to the Bearcats' special teams. In 2008 he was presented the Jim Kelly Spirit Award, presented annually to the Cincinnati football player who best displayed dedication, teamwork and loyalty to the program.

While at Cincinnati, Carpenter was selected to the BIG EAST all-academic team three times. He graduated in the spring of 2008 with a degree in industrial management.

Carpenter's father, Rob, played in the NFL for 11 seasons and Jon's older brother, Bobby, is a linebacker for the Dallas Cowboys. Jon's younger brother, George, will be a junior linebacker at Marshall University this fall and his youngest brother, Nathan, will be a freshman safety at Ohio University this fall.

Born Sept. 1, 1985, Carpenter is a native of Lancaster, Ohio. He is single and resides in Mishawaka.

Michael Painter

Defensive Graduate Assistant



After spending three seasons as a staff associate for the University of Cincinnati's football program, Michael Painter joined the University of Notre Dame this year as a defensive graduate assistant.

Painter's role at Cincinnati was similar to his previous position at Central Michigan, where he assisted in all facets of football operations. An integral part of forming the practice routine and working with the scout team and special teams, Painter helped the Chippewas win both the 2006 Mid-American Conference and Motor City Bowl titles.

Raised in Sandusky, Ohio, Painter participated in three sports at Perkins High School, earning four letters in both football and track to complement the two letters earned in basketball.

He attended Mount Union College where he was a member of the Purple Raiders' football team that won the 2003 Ohio Athletic Conference Championship and played for the 2003 NCAA Division II national championship.

After an injury ended his playing career, Painter transferred to Bowling Green where he graduated in 2006 with a degree in sport management. At Cincinnati, he worked towards his master's degree in criminal justice.

Born Aug. 6, 1984, Painter is single and resides in Mishawaka.

Bill Scholl

Deputy Athletics Director



Bill Scholl is in his second year as deputy athletics director at his alma mater, the University of Notre Dame. He works with the Irish football squad on a daily basis from an administrative standpoint, working in concert with athletics director Jack Swarbrick in that regard.

Serving as one of the department's two deputy directors, Scholl focuses his attention on external functions such as development, the Team Notre Dame program, marketing and ticketing operations. Among those areas reporting to Scholl is the newly created position designed to manage the department's relationship with former student-athletes.

A 21-year veteran of the Notre Dame athletics department, Bill Scholl was promoted to his current post as deputy athletics director in August 2009 after serving as senior associate athletics director since 2004. His primary duties in that role include the creation, coordination, management and implementation of all annual, endowment, and capital development activities on behalf of the athletics department in alignment with the University's central development office.

In coordination with the central development office, Scholl oversees the Rockne Heritage Fund -- the first-ever athletics annual fund that directly benefits student-athlete grant-in-aid scholarships. This is in support of the University's Scholarship Implementation Plan that now offers the full NCAA complement (more than 320) grant-in-aid scholarships to Irish student-athletes in all 26 varsity sports.

Prior to his role as senior associate athletics director, Scholl spent three years as the associate athletics director for marketing and was executive director of the Notre Dame Monogram Club, an organization of Notre Dame student-athletes, student-managers and cheerleaders who have earned monograms during their years at Notre Dame through participation in one or more of its intercollegiate sports. Founded by Knute Rockne in 1916, today the club is comprised of more than 4,000 dues-paying members.

In addition, Scholl oversaw all aspects of the athletics ticket office, including ticketing, parking, staffing, systems and customer relations. His sport administration duties include providing supervision for the men's soccer as well as assisting the director of athletics with the men's basketball program.

Prior to being named an associate athletic director and the executive director of the Monogram Club, Scholl served seven years as an assistant athletic director for marketing, overseeing the Notre Dame marketing and promotions programs. As the promotions manager at Notre Dame, he greatly expanded the horizons of Notre Dame's Olympic sports profile. Scholl was responsible for developing and implementing marketing and promotions plans for all athletic events. His activities included coordinating special events, giveaways, clinics, group nights and other general functions that broadened the community's awareness of Notre Dame's Olympic sports.

The former director of financial development for the 1987 International Summer Special Olympic Games, Scholl served in the same position for one year at South Bend's Logan Center which offers services to persons with developmental disabilities. He also spent five

years with the Juhl Advertising Agency in Mishawaka.

While working for Special Olympics, the Lakewood, Ohio, native was responsible for raising a \$4.8 million budget from national and local corporations, foundations, governments, special events and the general public. Through his efforts, the final amount raised for the '87 Games was in excess of \$8 million. In June 2000, the Notre Dame Monogram Club awarded him an honorary monogram.

Born Sept. 2, 1957, Scholl is a 1979 Notre Dame graduate. He and his wife, Julie, have three children: Michael (a 2009 Notre Dame graduate), Stefanie and Kelly (a Notre Dame freshman).

Chad Klunder

Director of Football Operations



Chad Klunder is in his sixth season as director of football operations at Notre Dame this fall. In his role, Klunder coordinates and oversees all day-to-day administrative and operational details including team travel, budgets, pre-season camp arrangements, the annual coaches clinic and summer camps.

A former graduate assistant coach at Notre Dame in 2003-04, Klunder worked with the Irish offense for two seasons. He previously served as running backs coach and coordinator of football operations at Harvard from 1998 through 2002. During his tenure at Harvard, his running backs led the Ivy League in rushing on three occasions. He coached three all-Ivy League players, including Chris Menick, Harvard's all-time leading rusher. Harvard in 2001 finished 9-0 in the Ivy League and became the first Harvard team to go unbeaten or untied in conference play since 1913.

Klunder also served as a graduate assistant strength and conditioning coach at Minnesota -- and worked as a graduate assistant football coach at St. Cloud State. At St. Cloud, he coached Randy Martin, who was a finalist in 1995 and '96 for the Harlon Hill Trophy that goes to the NCAA Division II player of the year. The Waverly, Iowa, native played defensive back at Wartburg College in Waverly. He earned four letters, was twice a unanimous all-league pick and gained honorable mention All-America recognition. He served as a Wartburg co-captain in 1994 when his team advanced to the NCAA Division III quarterfinals.

Born Aug. 28, 1972, Klunder received a degree in sports management from Wartburg in 1995 and has done master's degree coursework at St. Cloud State, Minnesota and Notre Dame. He is married to the former Lisa Malin who is executive director of the College Football Hall of Fame.

Tim McDonnell

Director of Football Personnel



Tim McDonnell is in his sixth season with the Irish football office this fall and fourth year as director of football personnel. In this capacity, McDonnell covers a variety of football-related matters, serving as a liaison between the team and NFL personnel, assisting with recruiting efforts, and helping to coordinate the

walk-on program.

Prior to his promotion, McDonnell served as the coordinator of quality control under previous head coach Charlie Weis. In this role, McDonnell assisted the head football coach in all football-related matters, handled special projects for the coaching staff and assisted with personnel development and recruiting.

A 2005 graduate of Holy Cross College in Worcester, Mass., and a three-year football letterman as a receiver, McDonnell was the inaugural recipient of the Daniel Allen Sportsmanship Award in 2005, presented to the Holy Cross varsity athlete who best exemplifies the qualities of sportsmanship that coach Daniel Allen exhibited throughout his life. He also received the 2004 *Unsung Hero Award* as the player who supported the team spiritually, emotionally and physically for the good of the team.

A native of Harrison, N.Y., McDonnell graduated from Iona Prep before starting his collegiate career at Holy Cross. Born April 15, 1983, he is the grandson of the late Wellington Mara, former president of the New York Giants who was inducted into the Pro Football Hall of Fame in 1997.

David Peloquin

Director of Football Development



The 2010 football season is Dave Peloquin's seventh season with the Notre Dame football program, and his fourth year as director of football development. In this role, Peloquin's responsibilities deal primarily with the administration of Irish recruiting efforts. He works closely with recruiting coordinator Chuck Martin and played

an integral role in keeping the 2010 recruiting class in tact during the coaching staff transition. During this time, Peloquin served as a de facto recruiting coordinator and worked closely with head coach Brian Kelly to help the Irish maintain a top recruiting class.

Prior to being promoted to director of football development, Peloquin served as coordinator of player personnel development for two seasons in numerous administrative duties regarding Notre Dame's recruiting. In 2004, Peloquin served in a similar capacity as a recruiting assistant, a role in which he worked with the entire coaching staff assisting in all recruiting aspects.

Before rejoining the Irish, Peloquin worked as a sales representative for State Farm Insurance and Financial Services in the Chicago area.

A 2003 Notre Dame graduate with a bachelor's degree in business marketing from the Mendoza College of Business, Peloquin served as a student manager from 2000 to 2002 and was named head senior manager for the 2002 season.

Born May 14, 1981, he is a native of Blue Island, Ill.

Beth Rex

Director of Football Administration



Beth Rex, who served from 2008-09 as the football program associate at the University of Cincinnati, is in her first year as director of football administration at the University of Notre Dame.

Rex served as the assistant to current Irish head football coach Brian Kelly at Cincinnati and that continues

to be part of her duties at Notre Dame. She serves as the liaison between Notre Dame's sports performance department and the football office as well as serve as the primary contact person in all matters for Kelly. Rex also coordinates Kelly's schedule, is responsible for all football staff and office operations as well as assists in event planning.

Rex has worked in athletics for 14 years, primarily as an athletics trainer. She served as an athletics trainer at Cincinnati from 2001-08 and worked with the football, baseball, women's basketball, men's soccer, tennis, men's and women's golf, cheerleading and dance teams. Among her various duties, Rex managed the administrative responsibilities of the athletics training room, oversaw the budget, handled all purchases and inventory and processed all medical claims for Cincinnati's student-athletes.

Rex also served as an adjunct professor at Cincinnati from 2006-08 and taught medical terminology, sports administration and athletics training.

Prior to Cincinnati, Rex was an assistant athletics trainer at the University of Memphis for two years (1999-2001) and one year at the College of Wooster (1998-99). She worked with the baseball, women's basketball and men's soccer teams at Memphis and at Wooster she managed the athletic training duties for 21 varsity sports. While living in Memphis, she assisted the Memphis Maniax of the Xtreme Football League in the spring of 2001.

From 1997-98, Rex worked at the National Athletic Trainers Association in Dallas where she was a continuing education assistant.

Rex graduated in 1996 from Cincinnati with a bachelor's degree in education. She began her career as a graduate assistant at Eastern Kentucky where she earned her master's degree in physical education with an emphasis in sports administration.

A native of Tiffin, Ohio, Rex is married to Byron Rex.

Jim Russ

Head Athletic Trainer/ Physical Therapist



The 2010 football season is Jim Russ's 25th as Notre Dame's head athletic trainer and physical therapist. Since assuming that role in August 1986, Russ has been responsible for the administration of the athletic training program for all Irish men's and women's athletic teams.

The LaPorte, Ind., native boasted seven years of experience on the collegiate level prior to his three-year stint in the United States Football League as head athletic trainer of the Tampa Bay Bandits just prior to coming to Notre Dame. From 1977 through '82, Russ served as assistant athletic trainer and physical therapist at Purdue — then held the same position at Florida the following two seasons.

A graduate of Ball State with a major in physical education and minors in health science and athletic training, Russ earned his master's degree in athletic training and sports medicine from Arizona and added a bachelor's degree from Florida International in physical therapy.

Russ worked as head athletic trainer at Pueblo High School in Tucson while pursuing his master's degree. As an undergraduate at Ball State, he served as an athletic trainer and worked with the National Football League's Detroit Lions. In 2000, the Notre Dame National Monogram Club awarded him an honorary monogram. In 2005, he was inducted into the Ball State Cardinal Sports Medicine Hall of Champions.

Russ and his wife, the former Mary Pat Shea, of St. Petersburg, Fla., are parents of four children — Jeff (a 2001 Notre Dame graduate); Laura (a 2004 Notre Dame graduate); Lisa (a 2009 Notre Dame graduate) and Mark (a sophomore at Notre Dame).

Ryan Grooms

Head Football Equipment Manager



Ryan Grooms is in his first season at Notre Dame as the head football equipment manager. In his position, Grooms directs all facets of athletic equipment management for the Irish football team and oversees one assistant equipment manager, three senior managers and 21 junior managers.

Grooms came to Notre Dame following two years at the University of Minnesota where he served in a similar capacity. Prior to Minnesota he spent five seasons as an equipment specialist for the United States Air Force Academy football program.

During his time at Air Force, Grooms supervised 30 Cadet student managers and oversaw the daily football operations that included laundry for more than 240 Cadet varsity and junior varsity football players. He was responsible for organization and upkeep of the Falcon Athletic Center equipment room and bi-annual inventory. Grooms also handled equipment for boxing, cross country, track and field and water polo at the Air Force Academy.

Grooms has been involved in equipment management since 2000, when he was a student at Ohio University. He spent two seasons with the Bobcat football team working with equipment and also taking part in film exchange and highlight videos.

Following graduation, Grooms was an equipment intern for the New Orleans Saints' summer training camp. He spent one year as a graduate assistant equipment manager at Marshall University where he supervised 12 student managers and assisted in the organization of equipment travel.

Grooms is a member of the Athletic Equipment Manager Association and was a 2008 nominee for the Knight Pickard Award as the District 7 Equipment Manager of the Year. He also serves on the McDavid Advisory Committee.

He and his wife Lynzee live in Granger.

Adam Myers

Assistant Equipment Manager



A former assistant equipment manager at the University of Minnesota, Adam Myers is in his first season in a similar role at the University of Notre Dame. Myers assisted head football equipment manager Ryan Grooms at Minnesota and was hired at Notre Dame shortly after Grooms arrived in South Bend.

Myers spent two years at Minnesota where he managed the Golden Gophers' student equipment managers, repaired damaged equipment and packed team trunks for travel to away games.

Prior to joining the Minnesota staff, Myers served as a graduate assistant equipment manager at Marshall University where he was responsible for fitting student-athletes with helmets, shoulder pads, footwear and other equipment. He was also charged with equipment repair, inventory, laundry, transportation assistance and other duties at Marshall.

He served as a student manager at Marshall from 2002 through 2007 and worked with the wide receivers and quarterbacks in addition to handling laundry duties.

Myers completed a summer internship in 2005 with the New York Jets and he was involved in laundry, maintenance of protective equipment, packing trunks for home preseason games and sideline and locker room setup for home preseason games.

A member of the Athletic Equipment Managers Association since 2006, Myers was certified by the AEMA in June 2006.

Myers is single and resides in Granger.

Tim Collins

Video Coordinator



The 2010 football season is Tim Collins' 20th year in charge of all video and filming needs for Notre Dame's athletic department as its video systems coordinator. In addition to traveling to shoot Irish football games, Collins compiles all video packages utilized by Notre Dame's football coaches in their scouting and

game preparation. Collins and his staff also tape men's and women's home basketball games as well as hockey.

A native of South Bend, Collins is a 1987 graduate of John Adams High School and attended Indiana Vocational Technical College. He also spent three years as a part-time news photographer at WNDU-TV, the NBC affiliate in South Bend. Collins was named the independent conference video coordinator of the year in 1997, 1998, 2003 and 2004 by the Collegiate Sports Video Association.

In 2001, Collins was elected an executive officer of the CSVA, serving as secretary, and in 2002 was named treasurer of the organization. In 2004, the Notre Dame Monogram Club awarded Collins an honorary monogram in recognition of his years of service.

Collins, born Dec. 10, 1968, and his wife, the former Michelle Williamson, married in 1990, and have a son, Carson, born Nov. 15, 2003.

Reuel Joaquin

Assistant Video Coordinator



Reuel Joaquin is in his fourth season as the assistant video coordinator for the Notre Dame football team, serving as the primary assistant to video coordinator Tim Collins. In this role, Joaquin assists Collins with all video and filming needs for the football team in addition to traveling to all football games. Joaquin helps compile all video packages utilized by Notre Dame's football coaches in their scouting and game preparation and also works on special assignments within the program.

A 2005 graduate of the University of North Florida, Joaquin earned a degree in communications. While in school, he served as an intern in the Jacksonville Jaguars' broadcast department in 2003 before moving over to the Jaguars' video department in 2004. Joaquin was an intern in the Jaguars video department from 2004-06 before becoming the Jaguars.com production coordinator in 2007. Following the 2005 season, Joaquin served as the assistant video director for the Cologne Centurions of NFL Europe.

Joaquin is a member of the Collegiate Sports Video Association.

Jacob Flint

Assistant Director of Strength and Conditioning



Jacob Flint, a member of strength and conditioning staff at the University of Cincinnati from 2007-09, was named assistant director of strength and conditioning at the University of Notre Dame on Jan. 12, 2010.

Flint served the 2009 season as an assistant strength coach with the Bearcats and helped Cincinnati win the BIG EAST championship for the second straight season.

Flint had been a member of Cincinnati's strength and conditioning staff since 2007, helping the Bearcats to a 33-6 record during that time. He played for Kelly at Central Michigan as a walk-on and was rewarded for his dedication to the football program with a scholarship.

Following his graduation, Flint worked as a staff assistant at Central Michigan, serving primarily in the weight room and assisting the development of the running backs.

Flint competes in the 85-kilogram weight class in USA weightlifting and qualified for nationals in 2009. He is currently ranked 25th in the nation in his weight class.

Born Oct. 19, 1982, Flint is a native of Shepherd, Mich. He was a four-sport letterwinner at Shepherd High School and was twice named an all-league running back. Flint graduated with honors from Central Michigan in 2007 with a bachelor's degree in education. He is married to the former Katie Schafer.

Lorenzo Guess

Assistant Director of Strength and Conditioning



Lorenzo Guess, a member of current Irish head football coach Brian Kelly's coaching staff at the University of Cincinnati in 2009, was hired as assistant director of strength and conditioning at the University of Notre Dame on Jan. 12, 2010.

Guess helped guide the Bearcats to a 12-1 season in 2009 and an appearance in the Allstate Sugar Bowl following Cincinnati's second straight BIG EAST championship.

Guess coached the Cincinnati tight ends in 2009 and helped Ben Guidugli earn second-team all-BIG EAST Conference honors. Guidugli ranked fourth on the team with 27 receptions and totaled 364 receiving yards and three touchdowns.

Prior to Cincinnati, Guess worked on the strength and conditioning staffs at South Florida (2009), Alcorn State (2008), Kentucky State (2007), Cincinnati (2006) and Tiffin (2005).

At USF, Guess served as the assistant strength and conditioning coach and worked with the men's basketball team. In 2008, Guess was the head strength and conditioning coach at Alcorn State.

In 2007, Guess coached the secondary coach at Kentucky State and doubled as the assistant strength and conditioning coach. He held the same positions in 2005 at Tiffin.

Guess first worked with head strength coach Paul Longo and Kelly in 2006 as a staff assistant for Cincinnati's strength and conditioning staff, focusing on the football team.

Guess earned a bachelor's degree from Michigan State in 2002. He graduated from Tiffin University in 2007 with a master of business administration degree.

While at Michigan State, Guess was a four-year letterman in football and also earned two letters with the Spartans' basketball team. He was part of two Big Ten titles and an NCAA Final Four appearance (1999) with the basketball team. As a defensive back, Guess helped Michigan State defeat Florida in the 2000 Citrus Bowl and Fresno State in the 2001 Silicon Valley Bowl.

Guess was an academic all-Big Ten selection in 1998. He was a major component of the 1999 defense that ranked number one in the Big Ten and seventh nationally under head coach Nick Saban. During the 2000 and 2001 seasons, his defensive units led the Big Ten in pass defense and were among the nation's top 10 in those categories.

Born Sept. 16, 1978, Guess attended Memorial High School in Wayne, Mich. He is married to the former Bianca Williams. The couple have one daughter, Nadia, and reside in Mishawaka.

Julie DeBuysser

Senior Staff Assistant, Offensive Coaches



A 28-year employee of the University of Notre Dame, Julie DeBuysser is in her 26th season as the secretary for the offensive coaching staff in the Irish football office. In her role, DeBuysser serves as the primary assistant to Notre Dame's offensive coaches. A native of South Bend, DeBuysser is married to Denny DeBuysser and

the couple has a son, Chris Martin, a 2003 Notre Dame graduate.

Karen Demeter

Senior Staff Assistant, Recruiting



Returning to the Notre Dame football office in 2010 as senior staff assistant for the recruiting department is Karen Demeter. Demeter assists recruiting coordinator Chuck Martin and director of football development Dave Peloquin. She previously served as the recruiting administrative assistant for the Irish from 2001-03 before becoming

senior administrative assistant to the head coach from 2004-08. Demeter spent the 2009-10 school year as the senior administrative assistant to senior deputy athletics director Missy Conboy. A native of Akron, Ohio, Demeter and her husband, Darryl, are the parents of two daughters: Jocelyn and Lauren.

Ann Karwoski

Senior Staff Assistant, Defensive Coaches



Ann Karwoski is in her 13th season in the Irish football office, and has been at the University of Notre Dame since 1994. She serves as the administrative assistant to the Notre Dame defensive coaching staff. A native of South Bend, she is married to associate athletics director Mike Karwoski.

Joy Schosker

Senior Staff Assistant



Joy Schosker is in her second year in the Irish football office and her 10th year overall at the University of Notre Dame. She serves as the primary contact for all general communication at the Guglielmino Athletics Complex. Prior to joining the Irish football office, Schosker worked at Notre Dame's Hesburgh Library for eight years. A

native of Lakeville, Ind., she is married to Mike Schosker and the couple have three sons: Kyle, Kayne and Michael.

Scott Booker

Intern (Offense)



Scott Booker is in his first season with the Irish football staff. His primary duty is assisting the offensive coaches in a variety of areas in his capacity as intern. He is responsible for film breakdowns, scouting reports, playbooks and other duties assigned by head coach Brian Kelly and the offensive staff.

Prior to coming to Notre Dame, Booker coached defensive backs for five seasons at two schools. He worked with the secondary at Western Kentucky in 2009 and was the defensive backs coach at his alma mater, Kent State, from 2005-08.

At Kent State, Booker helped develop two NFL draft picks in Jack Williams and Usama Young. Williams earned second-team all-Mid-American Conference honors in 2007 and was a fourth round selection by the Denver Broncos in the 2008 NFL Draft. Young received second-team all-MAC accolades in 2006 and was selected in the third round of the 2007 NFL Draft by the New Orleans Saints.

Under Booker's tutelage, Kent State ranked first or second in the MAC in pass defense efficiency, pass defense and interceptions in 2006. In 2005, the Golden Flashes allowed only 190.5 passing yards per game to rank 24th in the nation.

Booker served as a graduate assistant at Kent State in 2004 and was a student assistant in 2003.

As a player, Booker was a four-year regular at safety and on special teams for Kent State from 1999-2002. He was named to the MAC all-academic team in 2001 and graduated in the spring of 2003 with a degree in business administration. He was co-winner of the athletic departments Judy Devine Excellence in Leadership Award as a senior and earned his master's degree in sports studies from Kent State in 2006.

Born Oct. 7, 1980, Booker is originally from Pittsburgh, Pa., and attended Shady Side Academy where he earned three letters in football and basketball and one letter in track.

He and his wife, Jen, reside in Mishawaka.

Bill Brechin

Intern (Offense)



Bill Brechin is in his first season working with the Notre Dame football team. His primary duty is assisting the offensive coaches in a variety of areas in his capacity as intern. He is responsible for film breakdowns, scouting reports, playbooks and other duties assigned by head coach Brian Kelly or the offensive coaching staff.

Brechin joins the Irish following a two-year stint as graduate assistant at Grand Valley State where he worked with the Lakers' safeties. In 2009, Grand Valley State advanced to the NCAA Division II national championship game.

Brechin was an all-conference performer at Grand Valley State from 2005-07 as a defensive back. In his career with the Lakers he tallied 82 tackles, 24 pass deflections and eight interceptions. He helped lead Grand Valley State to back-to-back national championships in 2005 and 2006. The Lakers posted a 40-1 record during his playing career.

Born Sept. 29, 1982, Brechin is a native of Addison, Ill. He and his wife, Jessica, reside in Mishawaka.

Senior Managers



Xavier Murphy, Ryan Bahniuk and Sean Kearns

Three senior managers lead the Notre Dame student managers who work with the 2010 Irish football team. Ryan Bahniuk, the head manager for administration, is a native of Derwood, Md., and is majoring in marketing. Sean Kearns, the head manager for equipment, is from McLean, Va., and is a finance major. Xavier Murphy, the head manager for personnel, is from Anderson, Ind., and is majoring in political science. The three senior managers are responsible for overseeing the Student Manager Organization as well as tending to all matters regarding players and coaches. A group of 21 junior managers will assist the team this fall: Brendan Andrew (Madison, Conn.), Joseph Baroz (Staten Island, N.Y.), Alex Boll (Asbury, Conn.), Elizabeth Bramanti (Houston, Texas), Matthew Brown (Fresh Meadows, N.Y.), Ryan Cordell (Belair, Md.), Christopher Cornejo (San Antonio, Texas), Justin Cullen (Storm Lake, Iowa), Lucy Eckard (Orinda, Calif.), Nathan Feldpausch (St. Johns, Mich.), Chris Iverson (Dubuque, Iowa), Jennifer Kline (Middletown, N.J.), Claire Kueny (Richboro, Pa.), Rebecca Modlin (Niles, Mich.), Dan Moore (St. Louis, Mo.), Jessica Orlando (Springfield, Ill.), Sean Osier (Winder, Ga.), Ashlynd Romkema (Clarkston, Mich.), Nick Schappler (Bedford, N.H.), William Scott (Tinley Park, Ill.), Nicholas Sigmund (Crystal Lake, Ill.).

GAME 1: PURDUE

Irish Take Season Opener 23-12 Over Purdue

Dayne Crist throws for 205 yards and a touchdown in his first start

NOTRE DAME, Ind. (AP) -- Brian Kelly looked around at a packed stadium and saw -- fittingly enough -- a sea of Kelly green shirts.

On a day of firsts for Notre Dame's new head coach, highlighted by a 23-12 win over Purdue, the colorful and enthusiastic crowd stood out. They were actually rooting for his team.

"Maybe this is just my background, but anytime I've gone into a stadium with 81,000, I've always played up to that opponent. Now, it was 81,000, and it was our people," Kelly said. "The crowd was into it and it was a great advantage."

If the atmosphere was neat and the victory satisfying, the moment Kelly got after the game from athletic director Jack Swarbrick -- the man who picked him for the job -- was one for the trophy case.

Kelly got the game ball.

"That will be something that is very memorable," said Kelly, who transformed programs at Grand Valley State, Central Michigan and Cincinnati into steady winners and now has his dream job. "Hopefully there are many more of those to come."

Kelly has been heralded as a savior for a proud program that went 16-21 over the previous three years, and the team he took over last December showed promise in running his spread offense Saturday.

The Irish also played solid defense that was lacking last season. They had four sacks and two interceptions against Purdue's Robert Marve.

"I took on the challenge at Notre Dame because I want to see this program back to where I believe it should be, and that's amongst the elite in college football," Kelly said.

"We've got some work to do. We are not there yet, believe me. Trust me. But we took a step today and we're going to keep pounding at it and working at it."

Quarterback Dayne Crist passed for 205 yards and a touchdown in first start, while running back Armando Allen had a 22-yard TD run in the first quarter and set up another with a punt return.

Of course, most Notre Dame coaches win their first game. Kelly's victory gives Notre Dame coaches a 26-3 record in their debuts, dating back to 1896. The only three to lose in their first games coaching the Irish were Frank E. Hering in 1896 (4-0 loss to Chicago Physicians and Surgeons), Elmer Layden in 1934 (a 7-6 setback to Texas) and Lou Holtz in 1986 (a 24-23 defeat at the hands of Michigan).

Notre Dame led 20-3 after three quarters before Purdue rallied behind the Miami, Fla., transfer Marve, who got the Boilermakers back in the game with a 23-yard TD run early in the final period but was penalized for celebrating.

David Ruffer kicked three field goals for the Irish, including a 37-yarder with 4:30 left to restore the lead to 11.

Marve's 23-yard TD run on a fourth-and-1 with 11:55 left got the Boilermakers back in the game at 20-12. But he dove into the end zone after he crossed the goal line, resulting in an unsportsmanlike penalty for celebrating and hurting Purdue's field position the rest of the game.

"I think I got a little bit too excited," Marve said.

Purdue had to kick off from the 15 after the penalty on Marve and Notre Dame Cierre Wood made a nice 38-yard return to the Boilermakers 41 before fumbling with Irish teammate Zeke Motta pouncing on the ball.

But the Boilermakers dug in and forced a punt, taking over at their own 12 with 9:47 remaining. They were set back by a pair of penalties and after a long pass to Justin Siller fell incomplete, the Boilermakers punted out of their own end zone.

Notre Dame then moved in for Ruffer's third field goal and regained control.

Marve completed 31 of 42 passes for 220 yards. Crist was 19 of 26, solid but far from spectacular running Kelly's fast-paced spread offense. Purdue's talented wideout Keith Smith made 12 catches for 80 yards.

"The second half, I felt like I was rolling," Marve said. "I thought personnel, we matched up pretty well against them, I felt comfortable in our scheme. I felt that we had a chance to win. Even with that, I felt there were some plays we needed to make, and we didn't come up with it today."

On the first play of the final quarter, with Notre Dame ahead 20-3, Marve's fourth-and-1 pass from the Notre Dame 5 was tipped and intercepted by nose guard Ian Williams. But Purdue star defensive end Ryan Kerrigan and Charlton Williams then dropped Allen in the end zone for a safety.

After the free kick, the Boilermakers drove in for the score with Marve using a nice fake to break free on his 23-yard run.

Crist's 5-yard TD pass to freshman TJ Jones early in the third came just a little over two minutes after Allen picked his way on a 38-yard punt return to the Purdue 30. The score put the Irish up 20-3.

After Crist hooked up with Floyd on a 34-yard pass, he hit the usually sure-handed Floyd again as he slanted toward the end zone and the Irish seemed poised to build on their 17-point lead. But Floyd was hit by Will Lucas at the 2, fumbled and Logan Link recovered for Purdue to cut off another Irish scoring threat.

IRISH OFFENSE, DEFENSE UNITS PENALTY FREE

► Notre Dame committed just two penalties in its victory over Purdue. The Irish were not whistled for a single penalty on offense or defense. The two penalties both came on special teams.

► The Irish have not completed a game with fewer than two penalties since Nov. 26, 2005. In a 38-31 victory at Stanford, Notre Dame was called for one penalty.

NOTRE DAME DEBUTS

► Sophomore LT **Zack Martin**, junior QB **Dayne Crist**, freshman WR **TJ Jones**, junior C **Braxton Cave**, senior RT **Taylor Dever** and sophomore ILB **Carlo Calabrese** all registered their first career start at Notre Dame.

► Freshman WR **TJ Jones** registered his first career reception on Notre Dame's fourth offensive play from scrimmage. The catch went for 15 yards and resulted in a first down on a third and six play.

► Sophomore RB **Cierre Wood** picked up his first career carry on Notre Dame's initial scoring drive. The rush went for 16 yards. He followed up that carry with another rush on the next play for 15 yards.

► The Irish played a total of six freshmen against Purdue: WR **TJ Jones**, LB **Danny Spond**, DB **Lo Wood**, WR **Austin Collinworth**, LB **Prince Shembo** and WR **Bennett Jackson**.

► The following Notre Dame players, excluding freshmen, made their first career appearance: RB **Cierre Wood**, ILB **Carlo Calabrese**, ILB **Dan Fox**, LS **Ryan Kavanagh**, LS **Bill Flavin**, OG **Chris Watt**, OT **Zack Martin** and DT **Tyler Stockton**.

► Notre Dame used five true freshmen alone on its starting kickoff coverage unit, which might be unprecedented in school history: WR **Bennett Jackson** (four tackles), WR **Austin Collinworth**, LB **Prince Shembo**, LB **Danny Spond** and DB **Lo Wood**.

Final Statistics					
Score by Quarters	1	2	3	4	Score
Purdue	0	3	0	9	-- 12 Record: (0-1)
Notre Dame	7	6	7	3	-- 23 Record: (1-0)
First Quarter					
2:01 ND Allen 22 yd run (Ruffer kick), 7-84 2:26					
Second Quarter					
11:09 ND Ruffer 22 yd field goal, 8-50 2:53					
3:50 PU Wiggs 25 yd field goal, 15-79 7:19					
0:43 ND Ruffer 46 yd field goal, 9-45 3:07					
Third Quarter					
10:20 ND Jones 5 yd pass from Crist (Ruffer kick), 5-30 2:12					
Fourth Quarter					
14:48 PU Team safety					
11:55 PU Marve 23 yd run (Wiggs kick), 7-55 2:53					
4:30 ND Ruffer 37 yd field goal, 10-39 3:47					
	PU	ND			
FIRST DOWNS	20	20			
RUSHES-YARDS (NET)	32-102	36-153			
PASSING YDS (NET)	220	205			
Passes Att-Comp-Int	42-31-2	26-19-0			
TOTAL OFFENSE PLAYS-YARDS	74-322	62-358			
Fumble Returns-Yards	1-4	0-0			
Punt Returns-Yards	0-0	1-38			
Kickoff Returns-Yards	6-82	2-50			
Interception Returns-Yards	0-0	2-0			
Punts (Number-Avg)	6-42.0	3-31.7			
Fumbles-Lost	1-0	3-1			
Penalties-Yards	5-33	2-15			
Possession Time	35:05	24:55			
Third-Down Conversions	5 of 17	6 of 12			
Fourth-Down Conversions	2 of 4	0 of 0			
Red-Zone Scores-Chances	1-2	3-4			
Sacks By: Number-Yards	3-10	4-34			
RUSHING: Purdue-Dierking 9-56; Edison 4-17; Henry 3-16; Marve 10-10; Crank 2-5; McBurse 4-minus 2. Notre Dame-Allen 18-93; Wood, C. 7-58; Crist 9-6; Team 2-minus 4.					
PASSING: Purdue-Marve 31-42-2-220. Notre Dame-Crist 19-26-0-205.					
RECEIVING: Purdue-Smith, K. 12-80; Dierking 5-28; Siller 4-34; Smith, C. 3-23; Adams 3-21; Edison 2-11; Crank 1-14; Lindsay 1-9. Notre Dame-Floyd 5-82; Rudolph 5-43; Jones 3-41; Wood, C. 2-14; Riddick 2-13; Kamara 1-12; Allen 1-0.					
INTERCEPTIONS: Purdue-None. Notre Dame-Walls 1-0; Williams, I. 1-0.					
FUMBLES: Purdue-McBurse 1-0. Notre Dame-Floyd 1-1; Wood, C. 1-0; Allen 1-0.					
SACKS (UA-A): Purdue-Werner 1-0; Short 1-0; Kerrigan 1-0. Notre Dame-Johnson 2-0; Williams, I. 0-1; Neal 0-1; Lewis-Moore 1-0.					
TACKLES (UA-A): Purdue-Kerrigan 4-3; Werner 3-4; Williams 2-5; Holland 3-3; Link 4-1; Gooden 4-1; Allen 4-1; Short 4-0; Evans 2-1; Beckford 2-0; Carlino 2-0; Eargle 1-1; Johnson 1-0; Wiggs 1-0; Lucas 1-0; Kitchens 1-0; Drey 1-0; Charlton 0-1; Gaston 0-1. Notre Dame-Gray, G. 8-1; Calabrese 7-2; Te'o 6-3; Walls 5-2; Smith, B. 3-3; Neal 1-4; Jackson 3-1; Smith, H. 3-1; Blanton 2-2; Lewis-Moore 1-3; Johnson 2-1; Motta 2-1; Slaughter 1-2; Cwynar 0-2; Filer 1-0; Rudolph 1-0; Fleming 1-0; Shembo 1-0; Williams, H. 1-0; Williams, I. 0-1; Wood, L. 0-1.					

MEDIA INFO

GAME NOTES

THE FIGHTING IRISH

COACHES & STAFF

2010 SEASON REVIEW

BOWL HISTORY

THIS IS NOTRE DAME



GAME 2: MICHIGAN

Irish Fall to Wolverines In Closing Seconds, 28-24

Dayne Crist hit Kyle Rudolph with a 95-yard TD pass to put the Irish ahead with 3:41 left, but Michigan came back to secure the win in the closing minute

NOTRE DAME, Ind. (AP) -- If Denard Robinson's performance last week was a jaw dropper, what he did against Notre Dame on Saturday topped it.

He broke off the longest run in the history of the Irish's fabled stadium -- an 87-yarder for a TD.

That's just for starters. How about a school-record 502 yards total offense for a QB, including 258 yards rushing on 28 carries and 244 more passing?

And oh, yeah, he directed the game-winning TD drive, scoring himself from 2 yards out with 27 seconds left to send Michigan (2-0) to a pulsating 28-24 victory.

No wonder Wolverines coach Rich Rodriguez said the spectacular new star of his spread offense might sleep on the trip back to Ann Arbor. He deserves some rest.

"Man, I didn't even know that," Robinson said of his record-breaking day -- the second week in a row he snapped single-game Michigan quarterback marks for total offense and rushing.

"Our offense came together," he said. "The offensive line blocked, the receivers catching, everything was clicking. ... I'm a team player and I don't look at stats."

He doesn't lace his spikes, either. And he's durable.

"He's a tough kid. That's the one thing that stands out," Notre Dame coach Brian Kelly said. "You run a quarterback 25 times, you got to have toughness."

Kelly's guy was tough, too. But he just couldn't pull out the victory.

Dayne Crist missed most of the first half after getting blurry vision from hitting his head on the ground during a run in an opening TD drive. But he brought the Irish back in the second half and connected with tight end Kyle Rudolph on a 95-yard TD pass to put Notre Dame (1-1) ahead with 3:41 left.

Then Robinson showed that not only is he fast and strong, he's a clutch player, too. He led Michigan on a 12-play, 72-yard drive, capped his game-winning TD -- a fitting end.

Notre Dame (1-1) had one last chance from the Wolverines' 27 with six seconds left, but Crist threw the ball out of the end zone on the final play.

On the game-winning drive, Robinson carried to pick up a crucial first on a fourth-and-1 at the Notre Dame 35. Then on a third-and-5 from the 17, Robinson drilled a 15-yard pass to Roy Roundtree to the 2 to set up his TD.

"He [Roundtree] gave me a wink before the play. He winked at me and I knew I could go to him and I could count on him," Robinson said. "And he was there."

Robinson's most spectacular moment came late in the second quarter, when he took the snap from his own 13, went to the right side, made a little cut and sprinted right past the Irish defense for second-longest run ever by an opponent against Notre Dame (Dick Panin broke off an 88-yarder for Michigan State in 1951) and the longest run ever at Notre Dame Stadium. It put the Wolverines up 21-7.

"Once I get on the field, I don't like to be caught from behind. It was like I can't get caught, can't get caught," Robinson said.

Earlier, the strong-armed Robinson found a wide-open Martavious Odoms for 31 yards to the Irish 1, setting up Stephen Hopkins 1-yard run for a touchdown late in the opening quarter that made it 14-7.

Crist led the Irish on a 71-yard, 13-play drive to start the game, doing most of the work by completing 5 of 7 passes and carrying three times for 30 yards before sneaking in for the TD.

But he spent the rest of the half on the sidelines before finally beginning to warmup with about six minutes to go after first Tommy Rees and then Nate Montana -- neither of whom had ever played in a college game -- struggled to get the offense going. Each threw an interception -- the one by Rees leading to Michigan's tying touchdown. On the very next play after the pick, Robinson hit a wide open Roundtree for a 31-yard TD.

"He was not clear to go back out for the next series," Kelly said of Crist, adding that it was not a concussion. "I thought it was best until he got his bearings back, which took until the third quarter."

Montana, the son of NFL Hall of Famer Joe Montana, who also was a standout at Notre Dame, heaved a 37-yard pass to Theo Riddick to the Michigan 3 with 3 seconds to go in the half, a completion upheld by video replay.

But on the final play of the half, Montana's pass sailed way out of the end zone as the Wolverines held on for the two-TD lead.

Crist came back in the third quarter and on his second play threw a 53-yard TD pass to TJ Jones to get Notre Dame within 21-14. On the next series, he hit passes of 17 and 11 yards to Michael Floyd to get Notre Dame to the 6 before the Irish settled for David Ruffer's 24-yard field goal.

IRISH DEFENSIVE EFFORT BETTER THAN THE NUMBERS SHOW

▶ Notre Dame held Michigan scoreless for 31:24 of game action from the second quarter until the last drive of the game. The Irish allowed 4.8 yards per play in 2nd half after allowing 9.2 yards per play in 1st half.

▶ Prior to final drive, Notre Dame's defense had limited the Wolverines' offense to 125 yards on 39 plays (3.2 yards avg.) after halftime.

▶ The Irish held Michigan to just 3-for-16 on 3rd down, forced 10 punts and registered five 3 & Outs.

▶ Michigan's 10 punts were the most by a Notre Dame opponent since Rutgers punted 10 times against the Irish on Nov. 23, 2002 (the Irish defense have since bested the mark when they forced Boston College into 11 punts).

▶ Notre Dame limited Michigan's running backs to 30 yards on 13 carries (2.3 yards per carry).

▶ In the first half, Michigan rushed for 189 yards on 17 carries, good for 11.1 yards per rush. The Wolverines totaled 296 yards in the first half, good for 9.2 yards per play. Notre Dame's defense limited Michigan to 44 yards on the ground on 11 rushes (4.0 yards per carry), 75 total yards and only 3.8 yards per play in the third quarter.

NOTRE-DAME MICHIGAN SERIES A NAILBITER

▶ Ten of the last 20 Notre Dame-Michigan games have been decided by five points or less.

▶ Seven of the last 25 games in the series have seen the winning points come in the final two minutes (1980, '88, '90, '94, '99, '09 and '10), including four that were decided in the final seconds ('80, '94, '09 and '10).

▶ Michigan scored the winning touchdown with 27 seconds remaining in the game. It marked the fourth meeting between the two rivals where the deciding points were scored with less than 27 seconds to go in the contest. The Wolverines have captured each of the last two meetings decided so late into the contest. In 1994, Remy Hamilton kicked a field goal with two seconds left to secure a 26-24 victory in Notre Dame Stadium. Last season, Greg Matthews caught a five-yard TD pass from Tate Forcier with 11 seconds remaining to give Michigan a 38-34 win.

IRISH-WOLVERINES CHURNING THE STICKS

▶ Notre Dame totaled 381 yards passing and 535 yards of total offense, both single-game highs in the all-time series with Michigan.

▶ The 535 yards of total offense was the most for a Notre Dame team since Oct. 31, 2009 when the Irish rolled up 592 yards against Washington State.

▶ The teams combined for 1,067 total yards, which is the most in the series between the Irish and Wolverines. The 2009 figure of 920 total was the previous high.

Final Statistics

Score by Quarters	1	2	3	4	Score
Michigan	14	7	0	7	-- 28 Record: (2-0)
Notre Dame	7	0	10	7	-- 24 Record: (1-1)

First Quarter

11:19 ND Crist 1 yd run (Ruffer kick), 13-71 3:41
 8:06 UM Roundtree 31 yd pass from Robinson (Gibbons kick), 1-31 0:06
 1:26 UM Hopkins 1 yd run (Gibbons kick), 5-65 1:40

Second Quarter

1:51 UM Robinson 87 yd run (Gibbons kick), 5-98 1:56

Third Quarter

12:42 ND Jones 53 yd pass from Crist (Ruffer kick), 2-53 0:12
 8:48 ND Ruffer 24 yd field goal, 8-66 2:14

Fourth Quarter

3:41 ND Rudolph 95 yd pass from Crist (Ruffer kick), 1-91 0:34
 0:27 UM Robinson 2 yd run (Broekhuizen kick), 12-72 3:14

	UM	ND
FIRST DOWNS	22	23
RUSHES-YARDS (NET)	41-288	32-154
PASSING YDS (NET)	244	381
Passes Att-Comp-Int	40-24-0	44-21-3
TOTAL OFFENSE PLAYS-YARDS	81-532	76-535
Fumble Returns-Yards	0-0	0-0
Punt Returns-Yards	0-0	1-9
Kickoff Returns-Yards	4-101	3-63
Interception Returns-Yards	3-19	0-0
Punts (Number-Avg)	10-37.5	8-38.8
Fumbles-Lost	1-0	0-0
Penalties-Yards	8-99	4-29
Possession Time	34:09	25:51
Third-Down Conversions	3 of 16	4 of 14
Fourth-Down Conversions	1 of 1	0 of 0
Red-Zone Scores-Chances	2-2	2-3
Sacks By: Number-Yards	1-11	0-0

RUSHING: Robinson 28-258; Smith 7-17; Shaw 5-12; Hopkins 1-1. Notre Dame-Alen 15-89; Montana 4-23; Crist 4-19; Wood, C. 6-10; Gray, J. 1-10; Riddick 2-3.

PASSING: Robinson 24-40-0-244. Notre Dame-Crist 13-25-1-277; Montana 8-17-1-104; Rees 0-2-1-0.

RECEIVING: Roundtree 8-82; Odoms 7-91; Stonum 4-33; Shaw 3-28; Grady 1-7; Smith 1-3. Notre Dame-Rudolph 8-164; Floyd 5-66; Jones 3-73; Riddick 2-39; Efert 1-17; Gray, J. 1-13; Allen 1-9.

INTERCEPTIONS: Michigan-Kovacs 1-10; Mouton 1-9; Floyd 1-0. Notre Dame-None.

FUMBLES: Michigan-Robinson 1-0. Notre Dame-None.

SACKS (UA-A): Michigan-Gordon 1-0. Notre Dame-None.

TACKLES (UA-A): Michigan-Mouton 6-7; Kovacs 6-4; Gordon 4-3; Gordon 4-1; Floyd 3-2; Ezeh 2-2; Johnson 1-1; Banks 1-1; Rogers 1-1; Roh 1-1; Herron 0-2; Van Bergen 0-2; Stonum 1-0; Martin 1-0; Williams 0-1; Leach 0-1; Moundros 0-1; Jones 0-1; Demens 0-1. Notre Dame-Te'o 6-7; Calabrese 3-7; Smith, H. 6-3; Walls, D. 7-1; Williams, I. 3-3; Lewis-Moore 3-3; Fleming 2-4; Gray, G. 5-0; Motta 2-2; Blanton 2-2; Johnson 1-2; Coughlin 2-0; Nwankwo 1-1; Allen 1-1; Neal 0-2; McDonald 1-0; Jackson 1-0; Filer 0-1; Martin 0-1.

GAME 3: AT MICHIGAN STATE

Irish Fall In Overtime At Michigan State, 34-31

Spartans fake a field goal in overtime to steal the victory

EAST LANSING, Mich. (AP) -- The play was called "Little Giants" -- and Michigan State used it to steal a victory from Notre Dame in the most audacious way imaginable.

With Dan Conroy lining up for a 46-yard field goal to tie the game in overtime and the play clock running low, holder Aaron Bates took the snap, stood up and waited for Charlie Gantt to come open downfield. The stunning fake worked to perfection, and Gantt's 29-yard touchdown catch gave the Spartans a 34-31 win Saturday night.

"We knew Notre Dame wasn't going to be expecting that," said Bates, who is also Michigan State's punter. "That's the last thing anybody was expecting."

The win gave Michigan State (3-0) a measure of revenge for a heart-breaking 33-30 loss at Notre Dame last season and spoiled Brian Kelly's first road game as Irish coach. Although Kelly's offense looked sharp in the second half, it was Spartans coach Mark Dantonio who stole the show at the end after David Ruffer had given Notre Dame (1-2) the lead with a 33-yard field goal earlier in overtime.

Conroy was facing a significantly longer kick, and Dantonio didn't want to put him under that kind of pressure.

"We always name our trick plays after movies. We keep it fun. ... We actually put it in on Wednesday. It worked every time," Dantonio said. "I made the call, 'Little Giants,' and I said a little prayer."

The play was actually intended to go to Le'Veon Bell, who was covered. "All throughout the week in practice, I never got the ball once," Gantt said.

And Michigan State barely got the play off in time to avoid being hit with a delay of game flag.

Dayne Crist threw for 369 yards and four touchdowns for the Irish, who must now recover from yet another gut-wrenching defeat. Notre Dame is 1-6 dating to the start of last November, with every one of the losses coming by a touchdown or less.

The Irish lost to Michigan in the last minute last weekend.

"Obviously it's an incredibly tough loss," Crist said. "The guys were battling the entire game. It hurts any time you lose but in this kind of fashion it's pretty devastating."

Notre Dame took a 28-21 lead with 13:20 to play in the fourth quarter when Michael Floyd caught a 24-yard touchdown pass from Crist behind two defenders in the back of the end zone. Kirk Cousins tied it by scrambling to his right and finding B.J. Cunningham along the right sideline for a 24-yard touchdown with 7:43 remaining.

Until the final trick play, Michigan State was the more methodical team, content to push Notre Dame off the line of scrimmage and gain yards on the ground. Bell rushed for 114 yards, and Edwin Baker ran for 90.

After a 7-7 tie at halftime, Michigan State began finding more running room. Baker cut to the left through a big hole, then back to the right through the Notre Dame secondary for a 56-yard touchdown run just 40 seconds into the third quarter.

The Irish needed less than two minutes to equalize with their spread offense, going 74 yards in six plays and tying it at 14 on a 10-yard touchdown pass from Crist to Kyle Rudolph.

The teams then traded 11-play touchdown drives. Bell scored on a 16-yard run for Michigan State, and the Irish tied the game again on Crist's 15-yard touchdown pass to Theo Riddick.

The first half was a bit less eventful. Notre Dame opened the scoring in the first quarter on Crist's 7-yard touchdown pass to Floyd. The Irish appeared poised to take control in the second quarter after intercepting Cousins in the end zone, but Floyd fumbled after a catch, giving the Spartans the ball at their own 11. The Irish forced a punt and got the ball back in great field position at the Michigan State 27, but Crist threw an interception on the first play.

After that, the Spartans finally started moving the ball, going 94 yards in seven plays and tying the game on a 6-yard touchdown pass from Cousins to Keshawn Martin with 2:22 left in the half.

"A difficult loss, obviously," Kelly said. "It came down to one play. Michigan State executed the play, and we did not. We had a guy covering who fell down."

HAVE WE FINALLY SEEN IT ALL

► Notre Dame played in its first overtime contest of 2010 and fourth over the last three years.

► The Irish and Spartans have played in two overtime contests in series history.

► Notre Dame dropped to 3-8 all-time in overtime games and 0-2 against the Spartans.

► This season's edition of the rivalry marked the sixth time in the last seven meetings that the winning team in the Michigan State-Notre Dame series scored 30 or more points.

► Over the last 11 meetings (dating back to 2000), the Notre Dame-Michigan State game has been decided by a touchdown or less on nine different occasions, with the game-winning score coming late in the fourth quarter or overtime in eight of the 11 meetings. Here's a breakdown of the nail-biting heroics:

2000: Herb Haygood 68-yard TD pass from Jeff Smoker with 1:48 left in the 4th quarter (MSU 27-21).

2001: Charles Rogers 47-yard TD pass from Ryan Van Dyke with 7:51 left in the 4th quarter (MSU 17-10).

2002: Arnaz Battle 60-yard TD pass from Pat Dillingham with 1:15 left in the 4th quarter (ND 21-17).

2003: Greg Taplin 40-yard INT return with 6:55 left in the 4th quarter (MSU 22-16).

2004: Notre Dame builds a 28-7 third quarter lead before MSU rallies with 17 points in 31-24 ND win.

2005: Jason Teague's 19-yd TD run in the first overtime gave the Spartans a 44-41 victory in Notre Dame Stadium. The Irish had rallied from a 21-point deficit to force overtime.

2006: Notre Dame CB Terrail Lambert intercepts Michigan State quarterback Drew Stanton and returns it 27 yards for the go-ahead touchdown with 2:53 remaining as the Irish rallied from a 16-point fourth quarter deficit for a 40-37 victory. Lambert added another interception on the Spartans final drive to ultimately secure the triumph.

2009: Notre Dame SS Kyle McCarthy's interception at the 4-yard line with 57 seconds sealed Notre Dame's 33-30 win after Jimmy Clausen threw for 300 yards, including the game-winning score on a 33-yard touchdown to Golden Tate with 5:18 left.

2010: Michigan State punter and holder Aaron Bates found tight end Charlie Gantt for a 29-yard TD pass on a fake field goal in overtime to give Michigan State a 34-31 victory.

OVERTIME

► Notre Dame played in its first overtime contest of 2010 and fourth over the last three years against Michigan State.

► The Irish and Spartans have played in two overtime contests in series history.

► Notre Dame dropped to 3-8 all-time in overtime games and 0-2 against the Spartans.

Final Statistics

Score by Quarters	1	2	3	4	OT	Score
Notre Dame	7	0	14	7	3	31 Record: (1-2)
Michigan State	0	7	14	7	6	34 Record: (3-0)

First Quarter

5:28 ND Floyd 7 yd pass from Crist (Ruffer kick), 9-80 2:24

Second Quarter

2:22 MS Martin 6 yd pass from Cousins (Conroy kick), 7-94 3:17

Third Quarter

14:20 MS Baker 56 yd run (Conroy kick), 2-74 0:35

12:25 ND Rudolph 10 yd pass from Crist (Ruffer kick), 6-74 1:49

5:51 MS Bell 16 yd run (Conroy kick), 11-73 6:29

1:29 ND Riddick 15 yd pass from Crist (Ruffer kick), 11-77 4:16

Fourth Quarter

13:20 ND Floyd 24 yd pass from Crist (Ruffer kick), 5-52 1:29

7:43 MS Cunningham 24 yd pass from Cousins (Conroy kick), 4-56 2:12

Overtime

15:00 ND Ruffer 33 yd field goal, 4-9 0:00

15:00 MS Gantt 29 yd pass from Bates, 4-25 0:00

	ND	MS
FIRST DOWNS	28	26
RUSHES-YARDS (NET)	26-92	43-203
PASSING YDS (NET)	369	274
Passes Att-Comp-Int	55-32-1	34-24-1
TOTAL OFFENSE PLAYS-YARDS	81-461	77-477
Fumble Returns-Yards	0-0	0-0
Punt Returns-Yards	3-27	0-0
Kickoff Returns-Yards	5-89	4-71
Interception Returns-Yards	1-0	1-0
Punts (Number-Avg)	5-36.2	8-45.6
Fumbles-Lost	3-2	0-0
Penalties-Yards	7-70	11-79
Possession Time	25:36	34:24
Third-Down Conversions	5 of 12	6 of 17
Fourth-Down Conversions	0 of 1	2 of 2
Red-Zone Scores-Chances	4-4	2-3
Sacks By: Number-Yards	4-22	1-6

RUSHING: Notre Dame-Allen 13-71; Gray, J. 3-12; Crist 6-8; Wood, C. 3-3; Team 1-minus 2. Michigan State-Bell 17-114; Baker 14-90; Martin 1-4; Caper 3-0; Cousins 8-minus 5.

PASSING: Notre Dame-Crist 32-55-1-369. Michigan State-Cousins 23-33-1-245; Bates 1-1-0-29.

RECEIVING: Notre Dame-Riddick 10-128; Rudolph 8-80; Floyd 6-81; Allen 6-70; Jones 2-10. Michigan State-Martin 8-96; Cunningham 7-101; Gantt 2-41; Bell 2-18; Dell 1-7; Linthicum 1-5; Smith 1-2; Nichol 1-2; Baker 1-2.

INTERCEPTIONS: Notre Dame-Motta 1-0. Michigan State-Adams 1-0.

FUMBLES: Notre Dame-Crist 1-1; Allen 1-0; Floyd 1-1. Michigan State-None.

SACKS (UA-A): Notre Dame-Calabrese 1-1; Fleming 2-0; Williams, I. 0-1. Michigan State-Jones 1-0.

TACKLES (UA-A): Notre Dame-Te'o 6-5; Motta 5-6; Smith, H. 4-6; Williams, I. 2-6; Smith, B. 4-2; Fleming 4-2; Cwynar 1-4; Walls 1-4; Blanton 2-2; Calabrese 1-3; McDonald 2-1; Johnson 1-2; Neal 1-2; Gray, G. 2-0; Shembo 0-2; Collinsworth 1-0; Wood, L. 0-1. Michigan State-Rucker 8-4; Hyde 4-7; Jones 1-8; Norman 4-4; Strayhorn 3-2; Gordon 3-2; Robinson 1-4; Adams 4-0; Misch 0-4; Allen 3-0; Drone 1-1; Neely 0-2; Lewis 0-2; Worthy 0-2; Hammock 0-2; Pickelman 0-2; Gantt 1-0; Fowler 1-0; Treadwell 0-1; Elsworth 0-1; Hoover 0-1; Dennard 0-1.

GAME 4: STANFORD**Notre Dame Falls To No. 16 Stanford, 37-14***Theo Riddick hauled in 7 receptions for 71 yards and a touchdown*

NOTRE DAME, Ind. (AP) -- Owen Marecic enjoyed his trip to the end zone so much, he wasted no time getting back.

Marecic, one of the few players to play both offense and defense, scored on a run and interception return 13 seconds apart Saturday, helping No. 16 Stanford to a 37-14 victory over Notre Dame that gives the Cardinal their first 4-0 start since 1986.

"He's the perfect football player," Stanford coach Jim Harbaugh said. "You've just got to take your hat off to him and enjoy watching him. I sure do."

There was plenty for Harbaugh to enjoy.

Nate Whitaker tied a Cardinal record with five field goals, from 24, 41, 36, 33 and 29 yards. The victory was only Stanford's third in South Bend, and first since 1992. And the Cardinal have now won two in a row against Notre Dame (1-3), a first in a series that dates to the 1925 Rose Bowl.

Notre Dame got only a field goal off three turnovers -- including Andrew Luck's first two interceptions of the year -- as it dropped its third straight and seventh in the last eight games. The loss also was Notre Dame's 11th straight against Top 25 teams, with five of those coming at home.

"They're not going anywhere," Notre Dame coach Brian Kelly said of his players. "They're going to be back next week and they're going to strap it back up and they're going to fight and play as hard as they can. We're going to build this program to where it needs to be."

Luck and Stanford didn't look quite as sharp as the team that piled up 155 points in the first three games, with Luck throwing multiple picks for the first time in 16 starts. But the Cardinal simply overwhelmed the Irish, piling up 404 yards on offense and stifling any hint of a Notre Dame rally.

Dayne Crist finished with 304 yards passing, but the Irish couldn't get into the end zone until there was 6:01 left and the game was well out of hand.

"There's going to be a lot of 1-3 football teams across the country," Kelly said. "Some are going to finish 1-11, some are going to be 8- or 9-3. It's what you decide to do from here on out. ... There's going to be success down the road for them if they stay with it, and I'm certain that they will."

Notre Dame appeared to have the momentum early, when Doug Baldwin muffed a punt return on Stanford's first possession. After signaling for a fair catch, the ball bounced off his hands and Zeke Motta recovered at the Stanford 21. But the Irish could only get a few yards here and there on the drive, and had to settle for David Ruffer's 22-yard field goal.

Stanford caught a break on its next drive. On third-and-1 at the Notre Dame 20, nose guard Ian Williams appeared to stop Marecic about a half-yard short of a first down only to have officials credit him with a 2-yard gain. Notre Dame challenged the call, but it was upheld to keep the drive alive.

Seven plays later, Luck connected with Coby Fleener on a 16-yard touchdown pass, and Stanford never trailed again.

"Decent throw," Luck said, "[heck] of a catch."

If Notre Dame had any hope of getting back in the game, Marecic put an end to it with his 13-second scoring spree midway through the fourth quarter.

With 7:58 to play, he scored on a 1-yard run. After only a few minutes to catch his breath -- he had to be wishing for a few more commercials -- he intercepted a pass from Crist on the very next play, running it back 20 yards for the score to put Stanford up 34-6.

"It was great," Marecic said. "I give a lot of credit to the guys around me blocking."

Even some rare miscues by Luck didn't help the Irish.

He threw only four interceptions last year, his first as a starter, but he was picked off near the end of the first half and midway through the third quarter -- both times as he looked for big-play receiver Chris Owusu. Notre Dame couldn't do anything with either, though, going three-and-out each time.

"It will give me something to work on during the week," Luck said. "Not like I won't have anything to work on, but something more."

The rare victory in South Bend should give the Cardinal some added confidence as they head into the two toughest weeks of their season. They travel next week to No. 5 Oregon, one of the toughest places in the country to play, then return home to face No. 20 Southern California.

Beat those two teams, and Stanford might find itself in more rare territory: the Rose Bowl.

"It's a big win for us," Harbaugh said. "We look at every game like it's a championship game. In order to win a championship, you've got to win your next ballgame."

IRISH HURT ON THIRD DOWN

▶ Notre Dame entered the game vs. Stanford ranked 18th in the FBS in third down defense. The Irish had limited their first three opponents to just 28 percent (14 of 50), but Stanford converted six of its first seven third down attempts.

▶ The Cardinal finished the first half seven of nine on third down. Stanford's seven third-down conversions were more than each of Notre Dame's first three opponents in the entire game: Purdue (five), Michigan (three) and Michigan State (six).

▶ Notre Dame limited its first three opponents to 1 of 13 on third-down plays of 10 yards or longer. In the first half alone, Stanford converted a pair of such third-down attempts (11 and 10 yards).

▶ Stanford finished the game with 11 third-down conversions in 15 attempts. An Irish opponent has not converted more third-down attempts than Stanford's 11 since Michigan had 12 third-down conversions on Sept. 13, 2003.

DEFENSE MORE THAN HELD ITS OWN STATISTICALLY

▶ Stanford committed just two turnovers over its first three games, but the Irish forced three Cardinal turnovers.

▶ Notre Dame had forced three turnovers over its first three games, but had three alone against Stanford.

▶ The Irish picked off two passes from Cardinal standout QB Andrew Luck, the first two interceptions of the season for the signal caller. In fact, Luck had not been picked off twice in the same game in any of his previous 16 career starts.

▶ Notre Dame sophomore S **Zeke Motta** recovered a Stanford muffed punt to setup Notre Dame's first score of the afternoon. Motta recovered the fumble at the Cardinal 21-yard line.

▶ Notre Dame junior S **Jamoris Slaughter** picked off his first career pass to negate a possible Stanford scoring chance. Irish junior CB **Robert Blanton** broke up the pass attempt and Slaughter caught the ball at the Irish two-yard line. The interception was Luck's first of the season.

▶ Notre Dame senior CB **Darrin Walls** added his second interception of the season and fourth of his career. He also picked off a pass in the season opener against Purdue.

▶ Stanford entered the contest with Notre Dame ranked 14th in the FBS in rushing at 242.33 yards per game. The Cardinal also averaged 5.8 yards on the ground per rush. The Irish limited Stanford to just 3.8 yards rushing per carry (166 yards on 44 carries), which was a full two yards below its season average. The Cardinal running backs averaged a mere 3.6 yards per carry.

▶ Notre Dame allowed only one rush longer than 10 yards (Andrew Luck's 11 yard escape), which was a significant improvement over the first three games of the season when the Irish allowed a total of 21 rushes of 10 yards or longer.

Final Statistics

Score by Quarters	1	2	3	4	Score
Stanford	10	6	3	18	-- 37 Record: (4-0)
Notre Dame	3	3	0	8	-- 14 Record: (1-3)

First Quarter

8:11 ND Ruffer 22 yd field goal, 6-16 2:39
3:37 SU Fleener 16 yd pass from Luck (Whitaker kick), 10-79 4:34
2:08 SU Whitaker 24 yd field goal, 4-9 1:22

Second Quarter

13:22 ND Ruffer 40 yd field goal, 12-61 3:46
4:54 SU Whitaker 41 yd field goal, 16-58 8:28
0:04 SU Whitaker 36 yd field goal, 4-32 0:30

Third Quarter

10:44 SU Whitaker 33 yd field goal, 10-49 4:16

Fourth Quarter

7:58 SU Marecic 1 yd run (Ertz pass from Luck, A), 11-49 5:37
7:45 SU Marecic 20 yd interception return (Whitaker kick)
6:01 ND Riddick 3 yd pass from Crist (Allen run), 6-80 1:44
1:47 SU Whitaker 29 yd field goal, 7-21 4:14

	SU	ND
FIRST DOWNS	25	19
RUSHES-YARDS (NET)	44-166	23-44
PASSING YDS (NET)	238	307
Passes Att.-Comp.-Int	32-19-2	45-26-1
TOTAL OFFENSE PLAYS-YARDS	76-404	68-351
Fumble Returns-Yards	0-0	0-0
Punt Returns-Yards	2-4	0-0
Kickoff Returns-Yards	3-62	6-111
Interception Returns-Yards	1-20	2-27
Punts (Number-Avg)	1-37.0	5-32.0
Fumbles-Lost	1-1	1-1
Penalties-Yards	5-30	6-62
Possession Time	36:25	23:35
Third-Down Conversions	11 of 16	4 of 13
Fourth-Down Conversions	0 of 0	0 of 1
Red-Zone Scores-Chances	7-7	2-3
Sacks By: Number-Yards	3-16	0-0

RUSHING: Stanford-Taylor 28-108; Luck 4-23; Amanam 6-17; Gaffney 2-15; Marecic 3-3; Wilkerson 1-0. Notre Dame-Allen 15-49; Gray, J. 4-12; Crist 4-minus 17.

PASSING: Stanford-Luck 19-32-2-238. Notre Dame-Crist 25-44-1-304; Allen 1-1-0-3.

RECEIVING: Stanford-Fleener 4-57; Reuland 3-48; Whalen 3-37; Taylor 2-31; Baldwin 2-28; Owusu 2-23; Ertz 1-5; Amanam 1-5; Marecic 1-4. Notre Dame-Floyd 8-110; Riddick 7-71; Goodman 5-59; Hughes 2-43; Allen 2-2; Jones 1-21; Rudolph 1-1.

INTERCEPTIONS: Stanford-Marecic 1-20. Notre Dame-Slaughter 1-26; Walls 1-1.

FUMBLES: Stanford-Baldwin 1-1. Notre Dame-Crist 1-1.

SACKS (UA-A): Stanford-Skov 2-0; Keiser 1-0. Notre Dame-None.

TACKLES (UA-A): Stanford-Howell 7-5; Skov 2-6; Thomas 3-4; Bademosi 5-0; Skaufel 3-2; Marecic 1-4; Keiser 3-1; Bergen 2-2; Debnjak 2-1; Yancy 1-2; Masifilo 1-2; Sherman 1-2; Fua 0-3; Amajoyi 0-2; Team 1-0; Wilkerson 1-0; Stephens 1-0; Owusu 1-0; Lueders 1-0; Bernard 0-1; Brown 0-1. Notre Dame-Te'o 8-13; Smith, H. 7-4; Slaughter 3-4; Lewis-Moore 2-4; Neal 0-5; Motta 3-1; Gray, G. 2-2; Blanton 2-2; Calabrese 1-3; Fleming 1-3; Walls 2-1; McDonald 1-2; Filer 2-0; Smith, B. 2-0; Williams, I. 1-1; Cwynar 1-1; Johnson 1-0; Collinsworth 1-0.

GAME 5: AT BOSTON COLLEGE

Crist Leads Irish To 31-13 Win Over Boston College

Dayne Crist had 22 completions for over 200 yards and 3 total touchdowns

BOSTON (AP) -- Brian Kelly came back home to earn his first road victory as coach at Notre Dame.

Dayne Crist threw for two first-quarter touchdowns and ran for another on Saturday night to help the Fighting Irish build a 21-point lead and Notre Dame coasted to a 31-13 victory over Boston College. Notre Dame had lost three straight games -- all to teams that were ranked in The Associated Press Top 25 this week.

"We're happy. Happy, happy, happy," Kelly said when asked if he was relieved. "Everybody's happy in Notre Dame-land. Our players wanted a win."

And so did Kelly, who was raised in the Boston area and played at Assumption College in Worcester.

"I think the 100 or so people I got tickets for, they probably had a great time in the tailgating lot," he said. "But for me, it was about getting the football team a win. We really needed the win."

The Irish (2-3) got little resistance from Boston College, which promoted freshman Chase Rettig to starting quarterback during the week only to lose him to an ankle injury early in the second quarter. X-rays were negative, but he did not return.

Crist completed 24 of 44 passes for 203 yards, and Armando Allen ran for 90 yards and a touchdown on 19 carries. The Irish defense held BC (2-2) to 5 net yards rushing overall.

"They came in here and licked us -- schematically, physically, and in every way," BC coach Frank Spaziani said. "We came out and spotted them 21 points. That's not good for us."

Kelly said he remembered watching on TV when Doug Flutie threw his famous "Hail Mary" to beat Miami in 1984. With Flutie in the stadium, Kelly gave the Irish their second consecutive victory in the matchup of the nation's only Catholic schools playing in the FBS.

The Eagles had beaten Notre Dame six consecutive times before last year's 20-16 loss in South Bend, Ind., when first-year quarterback Dave Shin-skie threw an interception with 98 seconds left to help the Irish clinch it. After demoting Shinskie during the week, BC coach Frank Spaziani again sent out a freshman to face the Irish -- this one in his first collegiate start ever.

Rettig started with three straight three-and-outs and trailed 21-0 before connecting on a 58-yard touchdown pass to Bobby Swigert with 19 seconds left in the first quarter. But on BC's first possession of the second, Rettig was blindsided in the pocket as he released the ball; he limped toward the sideline before hopping the last few steps off the field.

That left the job in the hands of Mike Marscovetra, who had subbed for Shinskie in a handful of games but was skipped over for the more highly touted Rettig.

Marscovetra finished 22 of 37 for 193 yards, throwing interceptions on back-to-back drives in the fourth quarter that killed any chance BC had of a comeback.

Rettig was 5 of 10 for 72 yards, most of it on the TD pass to Swigert.

Notre Dame started the game with a 63-yard kickoff return and then got a 30-yard run from Allen to help set up Crist's 7-yard run for the corner of the end zone. The Irish needed only 1 minute, 48 seconds and just one second down to travel 50 yards in four plays.

The second drive stalled, and the third was a more methodical march to the BC 2 yard-line before Crist hit Kyle Rudolph for a 2-yard TD. After BC's third three-and-out, Notre Dame went 72 yards for another touchdown. Crist connected with Michael Floyd for 35 yards to set up a 20-yarder to Theo Riddick that made it 21-0 with 2:19 still to play in the first.

"Just to get the offense rolling early was big for us," Crist said. "We know how this team can play; we know the potential this team has and where we can go. ... Guys are happy, jumping around the locker room and it's a great team to share it with."

Rettig followed with his only success of the night on the TD pass to Swigert. BC took advantage of a pair of Irish fumbles to add a pair of field goals by Nate Freese -- including a 49-yarder -- that cut it to 21-13 before Notre Dame added a field goal that made it an 11-point game at the half.

IRISH EXPLODE OUT OF THE GATE

▶ Notre Dame registered 179 total yards in the first quarter, which was the most total yards in the first quarter of any game this season and second-most total yards in any quarter (the Irish had 180 yards of total offense in the fourth quarter against Stanford).

▶ Notre Dame rushed for 60 yards and passed for 119 in the opening 15 minutes. The 60 yards rushing were the second-most yards on the ground in the first quarter of any game this season and fourth-most rushing yards in any quarter.

▶ The 119 passing yards in the first quarter were the most passing yards in the first quarter of any game this season and fourth-most passing yards in any quarter.

▶ Notre Dame scored a touchdown on its opening drive. It marked one of the three games this season the Irish scored a touchdown on their initial drive of a game (Notre Dame opened games against Western Michigan and Michigan with touchdown drives).

▶ The touchdown came just 1:48 into the opening quarter, which was the quickest Irish touchdown to open a game since Nov. 11, 2006 when Notre Dame scored a touchdown just 54 seconds into the contest with Air Force (the Irish have since bested the mark when they scored just 12 seconds into the game against Western Michigan).

▶ Notre Dame added two more first quarter touchdowns to grab a 21-0 lead in the first quarter. In fact, it was 21-0 before Boston College picked up its initial first down of the game.

▶ The 21 points in the first quarter were the most by Notre Dame in an opening quarter since Sept. 13, 2008 against Michigan. In fact, the 21 points were the most by the Irish in a first quarter true road game since Notre Dame totaled 21 against Stanford on Nov. 29, 2003.

▶ The three touchdowns scored by Notre Dame's offense in the first quarter against Boston College matched the three total touchdowns over 12 quarters the Irish scored versus the Eagles in their previous three meetings: one in 2007, zero in a 17-0 shutout in 2008 and two last season. The 31 points tallied by the Irish were the most they posted against the Eagles since 1998, a 31-26 victory in Chestnut Hill.

▶ Prior to Boston College gaining its initial first down of the game, late in the first quarter, Notre Dame had outgained the Eagles 179 total yards to one total yard.

▶ The Irish finished the first half with 24 points, which were the most points for Notre Dame in an opening half road game since Nov. 11, 2006. The Irish led Air Force 27-3 at intermission.

LOOSE ENDS

▶ Notre Dame has now registered victories over Boston College in consecutive years for the first time since 1997-98.

▶ The Irish snapped a three-game losing streak against Boston College in Chestnut Hill.

▶ Notre Dame registered its first victory over the Eagles in Alumni Stadium since 1998.

▶ The Irish improved its all-time road record to 278-143-23 (.652).

▶ Notre Dame improved its all-time record in night games to 59-29-1 (.669).

Final Statistics

Score by Quarters	1	2	3	4	Score
Notre Dame	21	3	7	0	31 Record: (2-3)
Boston College	7	6	0	0	13 Record: (2-2)

First Quarter

13:12	ND	Crist 7 yd run (Ruffer kick), 4-50 1:48
6:26	ND	Rudolph 2 yd pass from Crist (Ruffer kick), 9-59 3:38
2:19	ND	Riddick 20 yd pass from Crist (Ruffer kick), 7-72 2:22
0:19	BC	Swigert 58 yd pass from Rettig (Freese kick), 4-68 2:00

Second Quarter

11:32	BC	Freese 49 yd field goal, 7-14 3:20
6:52	BC	Freese 25 yd field goal, 4-10 1:18
5:22	ND	Ruffer 37 yd field goal, 5-26 1:30

Third Quarter

4:39	ND	Allen 2 yd run (Ruffer kick), 14-76 4:44
------	----	--

	ND	BC
FIRST DOWNS	18	13
RUSHES-YARDS (NET)	31-112	23-5
PASSING YDS (NET)	203	265
Passes Att-Comp-Int	45-24-1	47-27-2
TOTAL OFFENSE PLAYS-YARDS	76-315	70-270
Fumble Returns-Yards	0-0	1-4
Punt Returns-Yards	1-4	1-1
Kickoff Returns-Yards	4-111	5-99
Interception Returns-Yards	2-22	1-8
Punts (Number-Avg)	8-39.1	11-40.3
Fumbles-Lost	2-2	0-0
Penalties-Yards	2-22	12-120
Possession Time	28:05	31:55
Third-Down Conversions	8 of 19	4 of 19
Fourth-Down Conversions	0 of 1	0 of 0
Red-Zone Scores-Chances	5-5	1-1
Sacks By: Number-Yards	5-24	1-6

RUSHING: Notre Dame-Allen 19-90; Hughes 4-12; Wood, C. 1-6; Crist 6-5; Team 1-minus 1. Boston College-Harris 15-28; Rettig 2-6; Marscovetra 6-minus 29.

PASSING: Notre Dame-Crist 24-44-1-203; Goodman 0-1-0-0. Boston College-Marscovetra 22-37-2-193; Rettig 5-10-0-72.

RECEIVING: Notre Dame-Riddick 9-69; Floyd 4-69; Allen 4-26; Goodman 3-19; Wood 2-4; Jones 1-14; Rudolph 1-2. Boston College-Swigert 7-137; Phifer 4-13; Harris 4-3; Lee 3-28; Momah 2-31; McMichael 2-12; Coleman 1-12; Williams 1-11; Pantale 1-8; Amidon 1-7; Anderson 1-3.

INTERCEPTIONS: Notre Dame-Smith, H. 1-23; Blanton 1-minus 1. Boston College-Fletcher 1-8.

FUMBLES: Notre Dame-Wood 1-1; Allen 1-1. Boston College-None.

SACKS (UA-A): Notre Dame-Shembo 2-0; Blanton 1-0; Stockton 1-0; Calabrese 1-0. Boston College-Albright 1-0.

TACKLES (UA-A): Notre Dame-Calabrese 8-2; Te'o 6-4; Williams, I. 3-1; Fox 4-0; Smith, B. 3-0; Motta 2-1; Blanton 2-0; Filer 2-0; Gallup 2-0; Smith, H. 2-0; Shembo 2-0; Neal 1-1; Williams, H. 1-1; Cwynar 0-2; Stockton 1-0; Wood, L. 1-0; McCarthy 1-0; Gray, G. 1-0; Slaughter 1-0; Walls 1-0; Fleming 1-0; Spond 1-0; Johnson 1-0; Lewis-Moore 0-1; Collinsworth 0-1. Boston College-Kuechly 7-7; Fletcher 7-0; Gause 5-1; Newman 5-0; Albright 2-2; Davis 1-3; Noel 2-1; LeGrande 2-1; Quinn 2-1; Holloway 2-1; Scafe 1-2; Pierre-Louis 1-2; Edeballi 2-0; Herzlich 2-0; Momah 1-0; Murray 1-0; Richman 0-1; Swigert 0-1; Divitto 0-1.

GAME 6: PITTSBURGH**Crist, Ruffer Pace Irish Past Pittsburgh, 23-17**

Dayne Crist ran for a TD and passed for another, while David Ruffer made his 16th straight field goal - a Notre Dame record.

NOTRE DAME, Ind. (AP) -- Brian Kelly's baby, his spread offense, was clicking for a half. Notre Dame's no-huddle was snapping off plays so rapidly that Pitt's defense was hurrying to get organized. The speed early on was almost dizzying.

But the 17-3 lead the Irish forged by halftime -- thanks also to Pitt's struggles to score from inside the 20 -- didn't end in a comfortable win for Notre Dame. Not that style points mean anything to Kelly.

"Again, got off to a pretty good start offensively, but as we've shown, we are really good at stubbing our toe, whether it be a penalty here or a drop here. But that's us," Kelly said after the Irish held on to beat the Panthers 23-17 Saturday.

"It's not a beauty contest yet for us. It's certainly not that. But my job is to get Notre Dame to win football games and we're starting to do that."

Quarterback Dayne Crist passed for a TD and ran for another in the first half, completing 12 straight passes at one point. And the Irish got three field goals from David Ruffer, who stayed perfect in his career (16-for-16) while setting a school record for consecutive makes.

"You can just see the way we operate it, it can be really effective," Crist said. "We're happy with the way we were moving the ball while we were in that tempo."

Still, the Panthers climbed back into it. Pitt quarterback Tino Sunseri hit Jon Baldwin on a 56-yard TD to bring the Panthers within 23-17 with 7:23 left.

Pitt (2-3) got the ball back twice thereafter -- at its own 10 with 4:45 to go and again at its 7 with 1:37 remaining. But on its final series, Gary Gray broke up a fourth-down pass intended for Baldwin and Notre Dame (3-3) ran out the clock for its second straight win following a three-game losing streak.

Pitt moved inside the Notre Dame 20-yard line three times in the first half -- reaching the 9, the 10 and the 19 -- but managed only three points. Dan Hutchins kicked one field goal, missed another and then never got off an attempt in the closing seconds of the half when holder Andrew Janocko fumbled the snap.

"We're moving the ball. We get down in there. We have to settle for attempted field goals. We don't finish the drive," said Pitt coach Dave Wannstedt, who'd beaten Notre Dame in thrillers the previous two seasons.

Sunseri, who completed 27 of 39 passes for 272 yards and also ran for a second-half TD, agreed that not cashing in on earlier opportunities cost Pitt a chance at victory.

"We have to come in and understand that we had the game, but we have to capitalize in the red zone whenever we're down there," Sunseri said.

Special teams hurt the Panthers again in the second half. Pitt faked a punt on its first possession of the third quarter and Hutchins was stopped short of the first down at the Pitt 34. Ruffer followed by setting the school record with his 15th straight field goal -- and 10th in a row this year -- by hitting a 50-yarder. Nick Tausch set the record with 14 in a row last season.

Pitt gambled again late in the third and this time it worked.

On a fourth-and-1 from the Pitt 32, Dion Lewis broke off a 30-yard run. After a 21-yard pass to Devin Street, Sunseri carried five yards on third down to get the first down and then skirted left end for a 4-yard TD, cutting Notre Dame's lead to 20-10 with 3:12 left in the period.

Crist engineered a rapid, 13-play, 77-yard drive in the first quarter as the Irish's no-huddle spread took off. He completed a 14-yard pass to Theo Riddick, Armando Allen had a 10-yard run, Michael Floyd made a 14-yard reception and then a pass interference call took the ball to the 1 before Crist hooked up with Floyd for the score.

"They had us off balance defensively with the no huddle offense at a faster tempo than we could have ever practiced," Wannstedt said.

Crist, who finished the opening half 13-for-17, was just getting warmed up. He hit six straight passes during an 80-yard second-quarter that he capped himself with a 10-yard TD run.

NOTRE DAME WENT THE DISTANCE

► The Irish snapped a six-game losing streak in games decided by a touchdown or less. The 23-17 victory over Pittsburgh was the first since defeating Boston College (20-16) on Oct. 24, 2009. The Irish concluded last year by losing to Navy (23-21), Pitt (27-22), Connecticut (33-30 in overtime) and Stanford (45-38), and fell to Michigan (28-24) and Michigan State (34-31 in overtime) this season.

KELLY, WANNSTEDT MEETINGS FAIL TO DISAPPOINT

► Notre Dame head coach Brian Kelly has faced Pittsburgh head coach Dave Wannstedt each of the last four years, with the outcome decided by seven or fewer points. Pitt rallied for a fourth-quarter comeback win in 2007 against Kelly's Cincinnati team, but Kelly has won the last three.

NOTRE DAME WENT THE DISTANCE

► Notre Dame answered Pittsburgh's field goal in the first quarter with a 13-play, 77-yard touchdown drive to grab a 7-3 lead. The scoring drive lasted 4:50, which was the longest scoring drive of the season in terms of time of possession at the time. It topped the touchdown drive in the third quarter at Boston College that took 4:44 off the game clock. The 13-play scoring drive also tied for the second longest drive in terms of plays in 2009 (the aforementioned drive against Boston College took 14 plays). The Irish also had a 13-play touchdown drive to open the contest against Michigan on Sept. 11 earlier this season.

► However, Notre Dame surpassed each total on its next touchdown drive. The Irish went 80 yards on 15 plays and used 6:23. The 15-play march was the longest for Notre Dame since they registered a 17-play drive that resulted in no points against USC on Oct. 20, 2007. It was the longest scoring drive in terms of plays since the Irish went 19 plays and kicked a field goal against UCLA on Oct. 21, 2006.

► Notre Dame has had just one touchdown drive longer than 6:23 dating back to the start of the 2009 season. The Irish had a touchdown drive that lasted 6:40 against the Panthers in 2009.

► Interestingly enough, Notre Dame surpassed its previous long drive in terms of time of possession on three straight touchdown drives against Boston College and Pittsburgh.

LOOSE ENDS

► Notre Dame has won 13 of the last 17 meetings with the Panthers, including two of the last three games in Heinz Field, but Pittsburgh had upended the Irish, 41-38 and 36-33 (4ot), in the last two meetings in Notre Dame Stadium prior to this season's game.

► Notre Dame has won 27 of their last 36 contests against the Panthers, dating back to 1964 (Ara Parseghian's first as Notre Dame's head coach).

► Over the last 17 games in the series, Notre Dame has outscored the Panthers 592-310, topping the 30-point mark 11 times in that span and producing an average score of 34.8-18.2.

► Since 1990, the Irish have scored 40 or more points a total of 52 times and six have come against Pittsburgh. That number is the second most against any opponent during that time frame, as Notre Dame has accomplished the feat seven times against Navy.

► Since 1990, Notre Dame has committed fewer turnovers than Pittsburgh in a head-to-head matchup eight times and the Irish are 7-1 in those games (the only defeat came in 2008 when Notre Dame forced three turnovers and did not commit one).

► Since 1990, Notre Dame is 9-0 against Pittsburgh when an Irish runner scores multiple rushing touchdowns and just 2-3 when no one scores more than one.

► Since 1990, the Irish and Panthers have faced off in years ending with an odd number eight times, and Notre Dame is 6-2 in those contests. The Irish are 5-2 in years ending with an even number.

► Since 1990, Notre Dame is 9-0 against Pittsburgh when at least one Irish runner reaches the century mark in terms of rushing yards and just 2-3 when none do.

► Notre Dame registered its first victory over Pittsburgh since 2005.

► The Irish recorded their first victory over Pittsburgh at Notre Dame Stadium since 2002.

► The Irish improved to 45-20-1 (.689) in the all-time series with Pittsburgh.

► Notre Dame improved to 20-10 (.667) in the all-time series with the Panthers in Notre Dame Stadium.

► The Irish improved to 57-24-1 (.701) all-time against the BIG EAST Conference.

► Notre Dame improved to 27-12 (.692) all-time against the BIG EAST Conference in home games.

► The Irish improved to 26-12 (.684) all-time against the BIG EAST Conference in Notre Dame Stadium.

Final Statistics

Score by Quarters	1	2	3	4	Score	
Pittsburgh	3	0	7	7	--	17 Record: (2-3)
Notre Dame	7	10	3	3	--	23 Record: (3-3)

First Quarter

7:26 PITT Hutchins 26 yd field goal, 12-68 6:22
2:36 ND Floyd 1 yd pass from Crist (Ruffer kick), 13-77 4:50

Second Quarter

8:25 ND Crist 10 yd run (Ruffer kick), 15-80 6:23
3:22 ND Ruffer 32 yd field goal, 5-30 2:11

Third Quarter

12:11 ND Ruffer 50 yd field goal, 4-1 0:50
3:12 PITT Sunseri 4 yd run (Hutchins kick), 10-77 4:50

Fourth Quarter

9:06 ND Ruffer 31 yd field goal, 11-69 3:21
7:23 PITT Baldwin 56 yd pass from Sunseri (Hutchins kick), 3-64 1:43

	PITT	ND
FIRST DOWNS	18	22
RUSHES-YARDS (NET)	31-110	31-87
PASSING YDS (NET)	272	242
Passes Att-Comp-Int	39-27-1	39-24-0
TOTAL OFFENSE PLAYS-YARDS	70-382	70-329
Fumble Returns-Yards	0-0	0-0
Punt Returns-Yards	1-2	2-2
Kickoff Returns-Yards	6-111	4-83
Interception Returns-Yards	0-0	1-15
Punts (Number-Avg)	3-47.3	5-46.6
Fumbles-Lost	3-1	1-0
Penalties-Yards	3-23	6-60
Possession Time	31:22	28:38
Third-Down Conversions	5 of 15	4 of 12
Fourth-Down Conversions	1 of 4	0 of 0
Red-Zone Scores-Chances	2-4	4-5
Sacks By: Number-Yards	3-20	2-14

RUSHING: Pittsburgh-Lewis 13-63; Graham 8-44; Sunseri 7-9; Hutchins 1-minus 1; Hynoski 1-minus 1; Janocko 1-minus 4. Notre Dame-Allen 13-56; Wood 7-28; Crist 7-5; Hughes 1-3; Team 3-minus 5.

PASSING: Pittsburgh-Sunseri 27-39-1-272. Notre Dame-Crist 24-39-0-242.

RECEIVING: Pittsburgh-Baldwin 9-111; Shanahan 5-49; Hynoski 5-30; Street 3-42; Lewis 3-21; Graham 2-19. Notre Dame-Riddick 7-75; Floyd 7-59; Rudolph 5-38; Goodman 2-15; Jones 1-37; Ragone 1-11; Allen 1-7.

INTERCEPTIONS: Pittsburgh-None. Notre Dame-Smith 1-15.

FUMBLES: Pittsburgh-Hynoski 1-0; Sunseri 1-0; Janocko 1-1. Notre Dame-Crist 1-0.

SACKS (UA-A): Pittsburgh-Sheard 2-0; Lindsey 1-0. Notre Dame-Blanton 0-1; Shembo 0-1; Fleming 1-0.

TACKLES (UA-A): Pittsburgh-Gruder 7-6; DeCicco 6-5; Williams, G. 4-2; Sheard 2-3; Holley 2-2; Lindsey 2-2; Roberts 1-3; Hendricks 1-3; Alexich 0-4; Gary 2-1; Reed 2-0; Clemmings 1-1; Taglianetta 1-1; Williams, K. 1-0; Addams 1-0; Nix 1-0; Shanahan 1-0; Caragein 1-0; Hargrove 1-0; Gray 1-0; Trebitz 0-1; Imoru 0-1; Jackson 0-1. Notre Dame-Smith, H. 6-5; Calabrese 4-5; Williams, I. 3-2; Gray, G. 3-2; Fleming 3-2; Te'o 2-3; Blanton 3-1; Slaughter 3-1; Lewis-Moore 1-3; Smith, B. 0-4; Motta 3-0; Walls 3-0; Johnson 1-2; Fox 2-0; Neal 0-2; Filer 1-0; Salvi 1-0; Gallup 1-0; Cwynar 1-0; Shembo 0-1; McCarthy 0-1.

GAME 7: WESTERN MICHIGAN Irish Fly By Western Michigan, 44-20

Dayne Crist threw three touchdowns and ran for another while Michael Floyd caught three touchdowns.

NOTRE DAME, Ind. (AP) -- Brian Kelly had what he called a nice little chat with his team at the half. A good bet is that the Notre Dame coach delivered his remarks at a very high decibel level. He was not happy.

Whatever was said, it worked. The Irish got their running game on track in the third quarter, their defense played, better, too, and they rode three TD catches from a less-than-healthy Michael Floyd to pull away to a 44-20 victory over Western Michigan.

"In the second half we played the way I expect our team to play for four quarters. I think our defense limited them to very few yards. We ran the ball in the second half effectively the way we should have," Kelly said after his team's third straight win.

Playing with a tender hamstring, Floyd took a pass from Dayne Crist and raced 80 yards for a score on the game's first play from scrimmage. He also caught a 32-yarder on an option pass from John Goodman for a TD and later grabbed a 2-yarder from Crist in the third.

His trifecta came in the Irish's first game since losing star tight end Kyle Rudolph for the season because of a severe hamstring injury that required surgery.

"I just felt relaxed, not myself," Floyd said. "Up and ready, but just I didn't want to go all the way just because of my hamstring. I wanted to protect it."

He looked fine on that early play, catching the ball near midfield and making a nice spin to get away from Broncos' defensive back Lewis Toler.

"He plays the game the way it's supposed to be played," Western Michigan coach Bill Cubit said of Floyd. "He plays with passion and there's no showboating. He's appreciative of the game ... He's a great player. He really is."

The Irish (4-3) led 27-17 at the half, using two interceptions to set up TDs. Cierre Wood's 39-yard touchdown run got the Irish rolling in the third and their defense blanked the Broncos in the second half until John Potter kicked a 26-yard field goal with just over five minutes left.

Kelly's conversation with his team centered on enthusiasm and attention to detail.

"I thought we made some poor decisions at the quarterback position. Dayne didn't play very well in the first half ... He played much better in the second half, saw some things and made some plays," Kelly said.

"We need to play at the level we are capable of, so the conversation with them was, this is not how we play. We need to get back to what we do, which is lock in, be disciplined, no more penalties, and they did a much better job."

After giving up 212 yards in the first half total offense, Notre Dame limited Western to 102 in the second.

"It all comes back to what we did more than what they did. They really didn't make too many changes in the second half," Western Michigan quarterback Alex Carder said. "We played a great first half. The second, not so much."

Carder ran for a pair of first-half TDs for the Broncos (2-4) on a windy day at Notre Dame Stadium. He finished 28 of 43 for 277 yards.

Crist passed for three TDs, completed 18-of-28 for 255 yards and also ran for a score in three quarters of action.

In the second half, Notre Dame's physical play began to wear down the Broncos of the MAC.

"You hope it's a good game and No. 2 you hope the check doesn't bounce," Cubit said of the opportunity to play a big-name opponent. "And the third one, you're able to come back and you don't have too many kids hurt."

With leading rusher Armando Allen bothered by a sore hip and limited to only three carries, Notre Dame's rushing total in the first half was minus 4 as Crist was sacked three times.

But Wood, Allen's replacement, broke away on Notre Dame's second play from scrimmage in the second half for his 39-yard TD to make it 34-17. Floyd caught his third scoring pass of the game, a 2-yarder on a fourth down from Crist later in the third.

Wood had 91 of his 94 rushing yards in the second half.

Crist found a wide open Tyler Eifert -- playing in place of Rudolph -- for a 39-yard TD on a fourth down to put the Irish up 27-10, a score set late up in the first half by Gary Gray's interception.

But the Broncos then took off on an 80-yard drive, using four pass completions by Carder, his 20-yard run and then 3-yard TD keeper to score with 15 seconds to go in the half to cut it 10.

MISCELLANEOUS NOTES

► Notre Dame scored a touchdown on its opening drive for the third time this season (the Irish opened the games against Michigan and Boston College with touchdown drives).

► Notre Dame forced three Western Michigan turnovers in the first half. It was the most turnovers forced by the Irish in a half since Oct. 24, 2009 against Boston College. Notre Dame forced four turnovers in the second half against the Eagles.

► Notre Dame scored 14 points off Western Michigan turnovers in the first half. Entering last Saturday's game, the Irish had managed just 13 points on their opponents' 10 turnovers this season.

► Notre Dame finished the game with 44 points. It was the most points in a single game by the Irish since they scored 49 in the 2008 Hawai'i Bowl victory over Hawai'i. The 44 points were the most by Notre Dame in a regular season contest since posting 44 on Nov. 3, 2007 against Navy.

DEFENSE STEPS UP IN SECOND HALF

► Notre Dame's defense allowed 17 points, 212 total yards, including 173 in the air, and 13 first downs in the first half against Western Michigan, but rebounded in the second half with a dominant effort. The Irish defense allowed only three points, 102 total yards, including 104 in the air, and three first downs in the second half.

► Notre Dame's first team defense allowed 32 total yards in the second half on 16 plays over the course of Western Michigan's first five series after halftime. The Irish also forced a trio of three-and-outs over those five series to open the second half.

► Notre Dame continued its recent trend of stopping the run. The Irish limited the Broncos to 37 yards rushing on 26 carries (only 1.4 yards per rush). Notre Dame was even better in the second half against the run. The Irish allowed minus-two yards on eight carries after halftime.

IRISH EXPLODE OUT OF THE GAME

► Notre Dame junior QB **Dayne Crist** found junior WR **Michael Floyd** open for an 80-yard touchdown pass with 14:48 remaining in the first quarter. The touchdown, just 12 seconds into the contest, was the fastest touchdown by an Irish team since Pete Bercich recorded a 21-yard interception return for a touchdown at the 14:52 mark of the first quarter against Northwestern on Sept. 4, 1993 (only eight seconds into the game).

► The score was the quickest offensive touchdown since Allan Pinkett scored from two yards out just 10 seconds into the first quarter against USC on Oct. 26, 1985. USC fumbled the opening kickoff to help setup the Notre Dame touchdown.

► Notre Dame totaled 27 points in the first half. It was the most points by the Irish in any half since Oct. 31, 2009 against Washington State when Notre Dame scored 30 points in the opening 30 minutes.

QUICK STRIKE OFFENSE

► Notre Dame surpassed its previous long drive in terms of time of possession on three straight touchdown drives over the Boston College and Pittsburgh games. Each touchdown drive surpassed 4:44 on the game clock. In fact, each of Notre Dame's last three touchdowns entering last Saturday's game were the longest in terms of time of possession all season.

► Notre Dame's four touchdown drives in the first half against the Broncos accounted for a total of 2:48 in time of possession. The touchdown drives for the Irish lasted 0:12, 0:08, 1:36 and 0:52.

► The Irish entered the game with Western Michigan with three touchdown drives of less than 1:30. Notre Dame equaled that total in the first half alone.

► Notre Dame recorded four of its six fastest touchdown drives of the season against the Broncos.

IRISH ON FOURTH DOWN

► Notre Dame entered the game against Western Michigan without a fourth down conversion in its two attempts in 2010. The Irish converted two against the Broncos and each resulted in a touchdown (sophomore TE **Tyler Eifert's** 39-yard TD reception and junior WR **Michael Floyd's** two-yard TD reception).

Final Statistics																																																											
Score by Quarters	1	2	3	4	Score																																																						
Western Michigan	7	10	0	3	-- 20 Record: (2-4)																																																						
Notre Dame	7	20	14	3	-- 44 Record: (4-3)																																																						
First Quarter																																																											
14:48	ND	Floyd 80 yd pass from Crist (Ruffer kick), 1-80 0:12																																																									
3:20	WMU	Carder 1 yd run (Potter kick), 15-59 7:17																																																									
Second Quarter																																																											
14:41	ND	Floyd 32 yd pass from Goodman (Ruffer kick), 1-32 0:08																																																									
9:16	ND	Crist 9 yd run (Ruffer kick blocked), 5-36 1:36																																																									
5:13	WMU	Potter 23 yd field goal, 10-75 4:03																																																									
2:19	ND	Eifert 39 yd pass from Crist (Ruffer kick), 4-44 0:52																																																									
0:15	WMU	Carder 3 yd run (Potter kick), 10-80 2:04																																																									
Third Quarter																																																											
12:17	ND	Wood 39 yd run (Ruffer kick), 2-44 0:38																																																									
6:34	ND	Floyd 2 yd pass from Crist (Ruffer kick), 9-53 4:06																																																									
Fourth Quarter																																																											
7:46	ND	Ruffer 33 yd field goal, 10-48 5:32																																																									
5:10	WMU	Potter 26 yd field goal, 7-70 2:36																																																									
<table border="1"> <thead> <tr> <th></th> <th>WMU</th> <th>ND</th> </tr> </thead> <tbody> <tr> <td>FIRST DOWNS</td> <td>16</td> <td>17</td> </tr> <tr> <td>RUSHES-YARDS (NET)</td> <td>26-37</td> <td>34-149</td> </tr> <tr> <td>PASSING YDS (NET)</td> <td>277</td> <td>299</td> </tr> <tr> <td>Passes Att-Comp-Int</td> <td>43-28-2</td> <td>30-20-1</td> </tr> <tr> <td>TOTAL OFFENSE PLAYS-YARDS</td> <td>69-314</td> <td>64-448</td> </tr> <tr> <td>Fumble Returns-Yards</td> <td>0-0</td> <td>0-0</td> </tr> <tr> <td>Punt Returns-Yards</td> <td>2--4</td> <td>0-0</td> </tr> <tr> <td>Kickoff Returns-Yards</td> <td>5-105</td> <td>3-60</td> </tr> <tr> <td>Interception Returns-Yards</td> <td>1-3</td> <td>2-9</td> </tr> <tr> <td>Punts (Number-Avg)</td> <td>6-35.3</td> <td>5-40.8</td> </tr> <tr> <td>Fumbles-Lost</td> <td>3-2</td> <td>2-0</td> </tr> <tr> <td>Penalties-Yards</td> <td>2-23</td> <td>9-80</td> </tr> <tr> <td>Possession Time</td> <td>29:25</td> <td>30:35</td> </tr> <tr> <td>Third-Down Conversions</td> <td>2 of 14</td> <td>5 of 13</td> </tr> <tr> <td>Fourth-Down Conversions</td> <td>2 of 2</td> <td>2 of 2</td> </tr> <tr> <td>Red-Zone Scores-Chances</td> <td>4-4</td> <td>3-3</td> </tr> <tr> <td>Sacks By: Number-Yards</td> <td>3-19</td> <td>4-27</td> </tr> </tbody> </table>							WMU	ND	FIRST DOWNS	16	17	RUSHES-YARDS (NET)	26-37	34-149	PASSING YDS (NET)	277	299	Passes Att-Comp-Int	43-28-2	30-20-1	TOTAL OFFENSE PLAYS-YARDS	69-314	64-448	Fumble Returns-Yards	0-0	0-0	Punt Returns-Yards	2--4	0-0	Kickoff Returns-Yards	5-105	3-60	Interception Returns-Yards	1-3	2-9	Punts (Number-Avg)	6-35.3	5-40.8	Fumbles-Lost	3-2	2-0	Penalties-Yards	2-23	9-80	Possession Time	29:25	30:35	Third-Down Conversions	2 of 14	5 of 13	Fourth-Down Conversions	2 of 2	2 of 2	Red-Zone Scores-Chances	4-4	3-3	Sacks By: Number-Yards	3-19	4-27
	WMU	ND																																																									
FIRST DOWNS	16	17																																																									
RUSHES-YARDS (NET)	26-37	34-149																																																									
PASSING YDS (NET)	277	299																																																									
Passes Att-Comp-Int	43-28-2	30-20-1																																																									
TOTAL OFFENSE PLAYS-YARDS	69-314	64-448																																																									
Fumble Returns-Yards	0-0	0-0																																																									
Punt Returns-Yards	2--4	0-0																																																									
Kickoff Returns-Yards	5-105	3-60																																																									
Interception Returns-Yards	1-3	2-9																																																									
Punts (Number-Avg)	6-35.3	5-40.8																																																									
Fumbles-Lost	3-2	2-0																																																									
Penalties-Yards	2-23	9-80																																																									
Possession Time	29:25	30:35																																																									
Third-Down Conversions	2 of 14	5 of 13																																																									
Fourth-Down Conversions	2 of 2	2 of 2																																																									
Red-Zone Scores-Chances	4-4	3-3																																																									
Sacks By: Number-Yards	3-19	4-27																																																									
RUSHING: Western Michigan-Winchester 8-17; Carder 11-13; Drake 4-8; Fields 2-1; Walker 1-minus 2. Notre Dame-Wood, C. 11-94; Hughes 8-63; Montana 5-2; Allen 3-0; Team 2-minus 4; Crist 5-minus 6.																																																											
PASSING: Western Michigan-Carder 28-43-2-277. Notre Dame-Crist 18-28-1-255; Goodman 1-1-0-32; Montana 1-1-0-12.																																																											
RECEIVING: Western Michigan-Nunez 11-103; White 5-55; Arnhem 5-52; Walker 2-18; Winchester 2-17; Hammond 1-20; Ponder 1-13; Drake 1-minus 1. Notre Dame-Floyd 9-157; Eifert 4-72; Wood, C. 3-29; Ragone 1-12; Toma 1-11; Riddick 1-11; Jones 1-7.																																																											
INTERCEPTIONS: Western Michigan-Berry 1-3. Notre Dame-Gray, G. 1-9; Fleming 1-0.																																																											
FUMBLES: Western Michigan-Carder 1-1; Nunez 1-0; White 1-1. Notre Dame-Wood, C. 1-0; Eifert 1-0.																																																											
SACKS (UA-A): Western Michigan-Hazel 1-1; Prom 0-1; Jones 0-1; Bishop 0-1. Notre Dame-Johnson 1-1; Fleming 0-1; Neal 0-1; Williams, I. 0-1; Lewis-Moore 1-0.																																																											
TACKLES (UA-A): Western Michigan-Berry 5-6; Armstrong 4-5; Hazel 4-3; Prom 2-5; Zajac 1-5; Wiggins 3-1; Pettway 2-1; Toler 2-1; Potter 1-2; Buxton 2-0; Smith 1-1; Boles 1-1; Jones 1-1; Nowak 1-0; Swanson 1-0; Simon 0-1; Bishop 0-1. Notre Dame-Te'o 4-6; Gray, G. 6-2; Calabrese 3-4; Blanton 3-3; Neal 2-3; Williams, I. 1-4; Johnson 1-4; Motta 2-2; Filer 0-4; Smith, H. 2-1; McCarthy 2-1; Fox 1-2; Cwynar 0-3; Jackson 2-0; Lewis-Moore 1-1; Fleming 0-2; Smith, B. 1-0; Toma 1-0; Ruffer 1-0; Collinsworth 1-0; Nwankwo 0-1; Slaughter 0-1; Walls 0-1; Salvi 0-1; Coughlin 0-1; Williams, H. 0-1.																																																											



GAME 8: NAVY**Irish Fall To The Midshipmen, 35-17***Notre Dame now moves to 4-4 on the season.*

EAST RUTHERFORD, N.J. (AP) -- Ricky Dobbs scored three touchdowns and Alexander Teich ran for 210 yards to lead Navy to its third victory against the Fighting Irish in the last four seasons, a 35-17 defeat on Saturday at the New Meadowlands Stadium.

The 84-year-old series, which Notre Dame (4-4) once owned like no other in college football history, now belongs to Navy (5-2).

In 2007, the Midshipmen snapped their NCAA record 43-game losing streak to Notre Dame with a 46-44 win in overtime at South Bend, Ind. Last year, Navy did it again, winning 23-21 at Notre Dame Stadium.

Navy (5-2) ran for 367 yards and threw only two passes (both complete).

Offensively, Dayne Crist and the Irish moved the ball, but the quarterback tossed two key interceptions when the score was still close.

Dobbs' third touchdown, a 1-yard plunge, came after Crist threw his second pick, and made the score 35-10 with 4:38 left in the third quarter.

It was a Navy home game at the NFL stadium, but there were plenty of Notre Dame fans in the crowd of 75,614.

Heading into the game, the Fighting Irish had won three straight, but were playing without their top two receivers - Theo Riddick was out with an ankle injury and Michael Floyd was in uniform but sat out with a sore right hamstring.

After Navy stopped Notre Dame's first possession on a fourth-and-goal from inside the 1, the Midshipmen flipped the field and grabbed the lead on just a few plays.

Teich got his day started with a 54-yard run up the middle that got Navy into Notre Dame territory, then the fullback made a nice one-handed grab on a screen pass and vaulted into the end zone for a 31-yard touchdown.

David Ruffer kicked a 45-yard field goal for Notre Dame, but Navy came right back for another touchdown drive. Dobbs cut through a big hole for a 3-yard score to make it 14-3 with 11:01 left in the second quarter.

Notre Dame cut the lead to 14-10 with a 16-yard touchdown pass from Crist to TJ Jones and the Irish followed that up with their only defensive stop of the half.

But Crist was intercepted throwing into traffic by De'Von Richardson at the Notre Dame 30, setting up Gee Gee Greene's 9-yard TD run to give Navy a 21-10 lead at half.

Dobbs ran for 90 yards on 20 carries and tied the school record for rushing touchdowns with 43, matching Chris McCoy's mark set from 1995-97.

Teich, who began the season as a backup and moved into the starters role when Vince Murray went down with a knee injury, carried 26 times and became the first fullback in school history to run for 200 yards in a game.

MISCELLANEOUS NOTES

► Captains for the game were junior CB **Robert Blanton** and sophomore OT **Zack Martin**.

► Notre Dame played without junior TE **Kyle Rudolph**, sophomore WR **Theo Riddick** and junior WR **Michael Floyd**. The trio entered the Navy game as the top three receivers for the Irish on the year. They had combined for 110 receptions and 1,358 yards and 12 touchdowns over the first seven games of the season. Rudolph, Riddick and Floyd had accounted for 67.7 percent of Notre Dame's receiving yards, 66.3 percent of Notre Dame's receptions and 80 percent of Notre Dame's receiving touchdowns this year.

► Official attendance was 75,614.

► Notre Dame took the opening kick and marched 71 yards down to the Navy one-yard line, but was stopped short of the end zone on fourth and goal from the one. Navy proceeded to march 99 yards on six plays to grab a 7-0 lead with 6:05 remaining in the first quarter. The Midshipmen became the first team to score on their opening drive against the Irish in 2010.

► Notre Dame found itself down 14-3 early in the second quarter and 21-10 at halftime. The 11-point deficit was the largest the Irish had faced since they trailed Michigan, 21-7, at intermission.

► Navy took advantage of a Notre Dame interception at the Irish 30-yard line late in the second quarter. The Midshipmen went 30 yards in five plays, capped off by a nine-yard touchdown run from Gee Gee Greene with 0:14 left before halftime to grab a 21-10 lead. The turnover was Notre Dame's 14th of the season and its opponents have totaled 37 points off those miscues. Navy's touchdown was the first off an Irish turnover since Owen Marecic registered a 20-yard interception return for touchdown (Notre Dame opponents have totaled four touchdowns off Irish turnovers this season).

WHO NEEDS A PUNTER?

► Notre Dame has had little difficulty mounting up points (189) and yards (2,566) in its meetings with Navy the past six seasons. The Irish punted just once last Saturday afternoon. Notre Dame was not forced to punt against the Midshipmen in either of the 2005, 2006, 2007 and 2009 games. Notre Dame ran 71 plays over 11 drives in 2009, 90 plays over nine drives in 2007, 62 plays over 10 drives in the 2006 and 70 plays over nine drives in 2005.

► Notre Dame did punt three times in its 2008 victory over the Midshipmen. The Irish actually went 230 offensive plays against Navy between punts.

HOME AWAY FROM HOME

► The Irish posted a perfect 11-0 record in the previous facility that served as the home of the NFL's New York Giants and Jets. Notre Dame's victories in the facility included six over Navy (1980, 1982, 1984, 1990, 1992 and 2004), three over Army (1977, 1983 and 1995) and one each over Virginia (1989) and Maryland (2002).

► Notre Dame is now 14-5-2 (.714) when playing in a current NFL stadium (New Meadowlands 0-1-0, Soldier Field 9-0-2, Gator Bowl/Alltel Stadium 1-2, Superdome 1-2, Jack Kent Cooke Stadium/FedEx Field 1-0, Ravens/M&T Bank Stadium 2-0).

► Overall, the Irish are 66-19-3 (.767) when playing in a NFL Stadium (New Meadowlands 0-1-0, Baltimore Municipal Stadium 18-4-0, Briggs Stadium 1-0-0, Cotton Bowl 1-1, Cleveland 9-1-1, Foxboro 1-0-0, Sun Devil Stadium 1-3-0, Meadowlands 11-0-0, Soldier Field 9-0-2, Gator Bowl/Alltel Stadium 1-2, Superdome 1-2, Jack Kent Cooke Stadium/FedEx Field 1-0, Hoosier/RCA Dome 0-1, Orange Bowl 2-3, JFK/Veterans Stadium 10-1-0).

NEW JERSEY AND U(ND): PERFECT TOGETHER NO LONGER

► Notre Dame dropped its first-ever game played in New Jersey.

► The Irish entered the Navy game with a 14-0 all-time record in New Jersey, including an 11-0 mark in the old Meadowlands Stadium. Of the other three Irish wins in the Garden State, two came at Princeton's Palmer Stadium in 1923 (25-2) and 1924 (12-0), and the third was a 45-17 triumph at Rutgers Stadium in 2000.

► Notre Dame and Navy was the second college football game to be played in the new Meadowlands Stadium. The Irish last played in the old Meadowlands Stadium in 2004, when Notre Dame downed Navy, 27-9.

LOOSE ENDS

► Notre Dame is 373-90-8 (.800) all-time in October.

► The Irish are 36-7-1 (.830) in October neutral games.

► Notre Dame is 34-2-0 (.944) against Navy in the month of October.

► Notre Dame is 21-2-0 (.913) against Navy in the month of October on a neutral field.

► Notre Dame and Navy played one another for the 84th straight year on Saturday, making it the longest continuous intersectional rivalry in the country. The Irish hold a 71-12-1 (.851) edge in the series. Notre Dame has won 44 of the last 47 meetings in the series, but the Midshipmen snapped a 43-game Irish winning streak in the series (NCAA record for longest streak against one opponent) in the 2007 meeting at Notre Dame Stadium. Notre Dame and Navy have met every year since 1927, playing 53 times at neutral sites and 31 times at Notre Dame Stadium.

► Navy and Notre Dame is the longest series in Irish football history (84 meetings). Notre Dame has faced Purdue 82 times and USC 81 times.

► Notre Dame has won almost 83 percent of its games (130-26-5) vs. teams from the three service academies (Army, Navy and Air Force).

► The Irish have won 16 of their last 20 games against the service academies, and they are 37-5 (.881) against these schools since 1986 (including an 18-4 mark at home). The only defeats in that time were a 20-17 overtime setback against Air Force in 1996 at Notre Dame Stadium, the 2007 meetings with both Navy (44-46, 3ot) and Air Force (24-41), last year's contest with the Midshipmen (21-23) and this season's matchup with Navy.

► More than half (83) of Notre Dame's 161 games against service academies, and more than half of its victories (71) have come against Navy, part of the longest continuous intersectional rivalry in the country.

Final Statistics

Score by Quarters	1	2	3	4	Score	
Notre Dame	3	7	0	7	--	17 Record: (4-4)
Navy	7	14	14	0	--	35 Record: (5-2)

First Quarter

6:05 NAVY Teich 31 yd pass from Dobbs (Teague kick), 6-99 3:08
3:04 ND Ruffer 45 yd field goal, 10-48 3:01

Second Quarter

11:01 NAVY Dobbs 3 yd run (Teague kick), 12-77 3:03
6:07 ND Jones 16 yd pass from Crist (Ruffer kick), 13-72 4:54
0:14 NAVY Greene 9 yd run (Teague kick), 5-30 1:45

Third Quarter

11:23 NAVY Dobbs 9 yd run (Teague kick), 7-77 3:37
4:38 NAVY Dobbs 1 yd run (Teague kick), 10-73 5:18

Fourth Quarter

6:12 ND Wood 1 yd run (Ruffer kick), 10-76 4:09

	ND	NAVY
FIRST DOWNS	22	21
RUSHES-YARDS (NET)	30-106	60-367
PASSING YDS (NET)	257	71
Passes Att-Comp-Int	38-25-2	2-2-0
TOTAL OFFENSE PLAYS-YARDS	68-363	62-438
Fumble Returns-Yards	0-0	0-0
Punt Returns-Yards	0-0	1-0
Kickoff Returns-Yards	6-123	4-64
Interception Returns-Yards	0-0	2-1
Punts (Number-Avg)	1-43.0	3-39.0
Fumbles-Lost	0-0	0-0
Penalties-Yards	1-15	0-0
Possession Time	24:11	35:49
Third-Down Conversions	6 of 12	10 of 13
Fourth-Down Conversions	1 of 3	0 of 0
Red-Zone Scores-Chances	2-3	4-4
Sacks By: Number-Yards	0-0	1-5

RUSHING: Allen 11-66; Crist 10-25; Wood 8-17; Team 1-minus 2. Navy-Teich 26-210; Dobbs 20-90; Greene 8-56; Diggs 2-9; Howell 1-6; Santiago 1-0; Byrd 1-minus 2; Team 1-minus 2.

PASSING: Notre Dame-Crist 19-31-2-178; Rees 6-7-0-79. Navy-Dobbs 2-2-0-71.

RECEIVING: Notre Dame-Kamara 6-56; Jones 5-53; Eifert 4-42; Wood 3-37; Toma 2-26; Allen 2-24; Goodman 2-10; Ragone 1-9. Navy-Jones 1-40; Teich 1-31.

INTERCEPTIONS: Notre Dame-None. Navy-Mitchell 1-1; Richardson 1-0.

FUMBLES: Notre Dame-None. Navy-None.

SACKS (UA-A): Notre Dame-None. Navy-Tuani 0-1; Yarbrough 0-1.

TACKLES (UA-A): Notre Dame-Te'o 8-5; Smith, H. 3-7; Lewis-Moore 3-7; Fox 1-6; Williams, I. 4-2; Cwynar 3-3; Motta 1-5; Fleming 2-3; Calabrese 0-5; Johnson 1-2; Gray, G. 2-0; Neal 2-0; Walls 1-1; Filer 1-0; Coughlin 1-0; Kamara 1-0; Smith, B. 1-0; Blanton 0-1; Posluszny 0-1; Shemo 0-1; Smith, D. 0-1. Navy-Simmons 4-6; Middleton 4-3; McCauley 5-1; Burge 4-2; Hauerburger 3-3; Richardson 4-1; Blue 3-2; Tuani 3-2; Yarbrough 0-5; Bush 3-0; Edwards 1-2; Brewer 2-0; Mitchell 2-0; King 0-2; Myers 1-0; Marks 0-1.

GAME 9: TULSA

Notre Dame Falls Just Short to Tulsa, 28-27

Tommy Rees threw for 334 yards and four touchdowns.

NOTRE DAME, Ind. (AP) -- G.J. Kinne raced to the end zone, grabbed a baton and began conducting the Tulsa band. The celebration was on at Notre Dame Stadium after the Golden Hurricane pulled off one of the biggest wins in school history.

Kinne completed two long late passes to set up a go-ahead field goal by Kevin Fitzpatrick and John Flanders' end-zone interception sealed the upset with 36 seconds left Saturday, giving Tulsa a 28-27 win.

"I've never been a part of anything like that. It was an awesome feeling," Kinne said, describing the locker room after the victory - Tulsa's first over a BCS team since 1998, a win that snapped a 19-game losing streaks in those games.

"I'll tell you what we kept doing - kept reminding ourselves to play the next play," Tulsa coach Todd Graham said. "We didn't come here for a good showing; we came here to win."

For Notre Dame, it was a bad end of an emotionally draining week.

The Irish played just three days after the death of Declan Sullivan, a 20-year-old student videographer who was filming the team's practice Wednesday when the lift he was in fell over on a windy day. Both teams wore shamrock decals with the letters DS on their helmets in Sullivan's memory. After the game, Irish coach Brian Kelly said it was his call to hold practice that day and that "in terms of the tragedy that occurred, there's never been a more difficult time in my life."

Back on the field, Notre Dame's chances for a winning season have shrunk, and the Irish lost starting quarterback Dayne Crist to a severe knee injury in the first quarter, one that will likely end his season. The Irish also played without leading rusher Armando Allen, whose collegiate career may be over with a hip injury.

"Obviously, the game didn't end how we wanted. But everyone did a good job of dedicating the game to Declan, his family, being supportive with that," said Tommy Rees, who replaced Crist and threw four TD passes but also pitched three interceptions.

"Obviously, a terrible, terrible tragedy, what happened," Rees added.

Kinne hit a 31-yard pass to Ricky Johnson on a critical third-and-26 and also connected on a 32-yarder to Genesis Cole to set up Fitzpatrick's 27-yard field goal with 3:23 left, putting the Golden Hurricane up 28-27.

Notre Dame drove down the field behind Rees, who hit a 26-yard pass to Michael Floyd that carried the ball to the Tulsa 32, as the Irish (4-5) tried to get in position for a field goal.

But on a second-and-8 from the Tulsa 19, instead of trying to get in position for a field goal, Rees lofted a pass toward the corner of the end zone for Floyd and Flanders picked it off. After the Golden Hurricane (5-3) ran out the clock, their players raced to the end zone to celebrate with the band.

"I under-threw the ball a little bit. But with Mike, he can even make bad plays good. That one is completely on me," Rees said.

"I cut the receiver off and it was a jump ball between me and him. I was in the right position, and I was just able to hang on to the football. I just made an unbelievable play," Flanders said. "I had a feeling it was coming to (Floyd)."

Crist was hurt in the first quarter when he was hit out of bounds after a 29-yard run by Tanner Antle and watched the second half on crutches from the sidelines.

Tulsa used its speed and quickness to stay close in the flag-filled game, scoring on a 66-yard interception return right before the half by Shawn Jackson and a 59-yard punt return by Damaris Johnson in the third. The Golden Hurricane also overcame 12 penalties.

Kinne ran 20 times for 78 yards while completing 18 of 34 for 196 yards. Rees, a freshman, hit 33 of 54 passes for 334 yard with Floyd hauling in 11 passes for 104 yards. He was the target for the final pass that Flanders picked off.

Rees' pass late in the second quarter was tipped by Tulsa's Cornelius Arnick and teammate Jackson caught in the air and raced for a TD. After the missed two-point conversion try, Notre Dame led 20-18 at the half.

Notre Dame got its first TD on a 10-yard pass from Rees to Floyd, but David Ruffer's extra point attempt was blocked by Cory Dorris, and Arnick picked up the ball and raced 98 yards to the other end for two points.

Fitzpatrick kicked a 37-yard field goal to make it 12-6, one play after Tulsa's Charles Clay couldn't hold on to an apparent TD pass with the ball coming loose after he hit the ground.

But Notre Dame came back behind Rees - he hit his first eight passes and 9 of his first 10 - when he threw to TJ Jones, who then lateraled to Wood completing a 23-yard scoring play.

The Irish then used some trickery for their next score as Bennett Jackson raced 20 yards, hurdling a tackler, on a faked punt. Rees then drilled a 21-yard pass to Tyler Eifert before hitting Floyd from the 4 for the score and a 20-12 lead.

Tulsa went 67 yards in nine plays on its first possession of the game. Kinne hit Damaris Johnson for a 9-yard TD pass to finish the drive.

MISCELLANEOUS NOTES

► Tulsa won the coin toss and elected to defer. Notre Dame will receive and defend the goal to the North end zone.

► Notre Dame opened each of its nine games this season with the football. ► Captains for the game were junior WR **Michael Floyd** and sophomore LB **Manti Te'o**.

► Official attendance was 80,795.

► Saturday is the 218th straight sellout at Notre Dame Stadium. Since 1966, every home game for the Irish has been a sellout except one - a 1973 Thanksgiving Day game vs. Air Force.

► Notre Dame has played in front of sellouts in 266 of its last 267 home games.

► Notre Dame opened up in the pistol formation. The Irish started with two tight ends (sophomore **Tyler Eifert** and senior **Michael Ragone**), two wideouts (junior **Michael Floyd** and freshman **TJ Jones**) and one running back (sophomore **Cierre Wood**).

► Notre Dame played without junior TE Kyle Rudolph, sophomore WR Theo Riddick and senior RB Armando Allen Jr. Riddick and Rudolph entered today's game as the top two receivers for the Irish on the year. They had combined for 66 receptions, 734 yards and six touchdowns over the first seven games of the season. Allen leads Notre Dame in rushing with 514 yards and has also added 138 yards in receiving.

► Tulsa rushed for 102 yards on 11 carries in the first quarter, good for an average of 9.3 yards per carry. The Irish limited the Golden Hurricane to just 18 yards on seven carries or 2.6 yards per carry in the second quarter.

► Seven different Notre Dame receivers recorded at least one catch in the first half.

► Tulsa registered six pass break-ups in the first half, while the Irish recorded four.

► Notre Dame and Navy combined for one penalty last week, but the Irish and Tulsa combined for 19 penalties today, including 14 in the first half.

► Tulsa registered a 66-yard interception return for a touchdown and a 59-yard punt return for touchdown. The last Notre Dame opponent to record a defensive and special teams touchdown in the same game was Michigan State on Sept. 12, 1998.

LOOSE ENDS

► Notre Dame is 373-91-8 (.800) all-time in October.

► The Irish are 230-48-4 (.823) in October home games.

► Drops the Irish to 23-4 (.852) all-time against the Conference USA.

► Drops Notre Dame to 117-19-3 (.853) all-time when facing an opponent for the first time in school history.

► Drops the Irish to 55-11-1 mark (.828) in games when the opponent was making its first visit to Notre Dame Stadium.

► Drops Notre Dame to 44-8-1 (.858) since 1930 versus teams making their first overall visit to Notre Dame.

► Drops the Irish to 102-13-5 (.871) in games versus all first-time visitors to Notre Dame (regardless of the site).

► Drops the Irish to 456-116-13 (.791) all-time at home.

► Drops Notre Dame to 309-104-5 (.745) all-time at Notre Dame Stadium.

► Drops Kelly's record to 175-62-2 (.736) overall, 57-27 (.679) at the FBS level and 37-11 (.771) over the last four seasons.

Final Statistics

Score by Quarters	1	2	3	4	Score
Tulsa	12	6	7	3	28 Record: (5-3)
Notre Dame	13	7	7	0	27 Record: (4-5)

First Quarter

9:48	TLS	Johnson, D. 9 yd pass from Kinne (Fitzpatrick kick), 9-67 3:30
6:13	ND	Floyd 10 yd pass from Rees (Ruffer kick blockd), 9-78 3:35
6:13	TLS	Arnick PAT return
2:59	TLS	Fitzpatrick 37 yd field goal, 8-60 3:14
1:21	ND	Wood 23 yd pass from Rees (Ruffer kick), 5-58 1:38

Second Quarter

8:10	ND	Floyd 4 yd pass from Rees (Ruffer kick), 13-80 5:05
0:37	TLS	Jackson, S. 66 yd interception return (Kinne pass failed)

Third Quarter

8:47	ND	Wood 6 yd pass from Rees (Ruffer kick), 9-81 2:55
4:59	TLS	Johnson, D. 59 yd punt return (Fitzpatrick kick)

Fourth Quarter

3:23	TLS	Fitzpatrick 27 yd field goal, 12-57 4:47
------	-----	--

	TLS	ND
FIRST DOWNS	18	26
RUSHES-YARDS (NET)	39-203	24-124
PASSING YDS (NET)	196	334
Passes Att-Comp-Int	34-18-0	56-33-3
TOTAL OFFENSE PLAYS-YARDS	73-399	80-458
Fumble Returns-Yards	0-0	0-0
Punt Returns-Yards	3-72	2--2
Kickoff Returns-Yards	2-54	6-126
Interception Returns-Yards	3-66	0-0
Punts (Number-Avg)	7-40.7	8-41.1
Fumbles-Lost	2-2	1-1
Penalties-Yards	12-133	7-46
Possession Time	30:05	29:55
Third-Down Conversions	6 of 16	3 of 14
Fourth-Down Conversions	0 of 0	1 of 1
Red-Zone Scores-Chances	3-4	3-4
Sacks By: Number-Yards	1-7	5-26

RUSHING: Tulsa-Kinne 20-78; Douglas 8-58; Johnson, D. 6-36; Nelson 1-24; Roberson 1-6; Singleton 2-2; Team 1-minus 1. Notre Dame-Wood 16-58; Crist 1-29; Jackson 1-20; Hughes 4-12; Rees 2-5.

PASSING: Tulsa-Kinne 18-34-0-196. Notre Dame-Rees 33-54-3-334; Crist 0-2-0-0.

RECEIVING: Tulsa-Johnson, D. 4-46; Johnson, R. 3-52; Roberson 3-24; Cole 2-42; Johnson, T. 2-14; Williams 2-5; Owens 1-7; Clay 1-6. Notre Dame-Floyd 11-104; Eifert 5-61; Wood 5-57; Jones 5-31; Toma 4-67; Goodman 2-13; Hughes 1-1.

INTERCEPTIONS: Tulsa-Jackson 1-66; McCoil 1-0; Flanders 1-0. Notre Dame-None.

FUMBLES: Tulsa-Douglas 1-1; Kinnie 1-1. Notre Dame-Goodman 1-1.

SACKS (UA-A): Tulsa-Jackson 1-0. Notre Dame-Fleming 2-0; Johnson 1-1; Smith, B. 1-0; Neal 0-1.

TACKLES (UA-A): Tulsa-Arnick 10-2; Nelson 4-3; Jackson 5-1; Jennings 4-2; Antle 2-3; McCoil 4-0; Davis 3-1; Moore 3-0; Dorris 3-0; Flanders 1-1; Wilson 1-1; Carter 1-0; Fitzpatrick 1-0; Howell 1-0; Hawkins 1-0; Jackson 0-1; Burnham 0-1; Walker 0-1; Johnson, R. 0-1; Peoples 0-1; Osborne 0-1. Notre Dame-Gray, G. 6-3; Te'o 5-3; Smith, B. 4-3; Smith, H. 4-2; Neal 2-4; Blanton 3-2; Fleming 3-1; Johnson 2-1; Slaughter 2-1; Lewis-Moore 1-2; Williams, H. 2-0; Cwynar 1-1; Motta 1-0; Fox 0-1.

GAME 10: NO. 15 UTAH

Rees Rolls, Defense Shuts Down No. 15 Utah in 28-3 Win

Freshman Tommy Rees threw three touchdown passes in his first collegiate start to lead the Irish offense.

NOTRE DAME, Ind. (AP) -- Utah's fall has been swift. From rapid-scoring offensive juggernaut, the Utes are suddenly a team that can do little right -- two Saturdays in a row.

This time, in their first trip to South Bend, the Utes ran into an inspired Notre Dame and couldn't even locate the end zone.

One week after a 47-7 thrashing from TCU, the Utes (No. 14 BCS, No. 15 AP) played flat football and the timing could have not been worse.

The Irish controlled the lines, got two huge plays from their special teams and designed a solid, power-oriented game plan that allowed freshman quarterback Tommy Rees to be comfortable and effective. He threw three TD passes in his first start, two to Duval Kamara.

The result: a 28-3 Irish victory, their first over a ranked team since beating Penn State in 2006, ending an 11-game skid in those games. No wonder Notre Dame students poured onto the field to celebrate with the players when time ran out.

"We were riding high. Had eight in a row," Utah coach Kyle Whittingham said. "Right now we're not feeling real good about ourselves. I can tell you that. But nobody feels sorry for us. ... But right now we're reeling a little bit."

Notre Dame's defense bottled up Utah -- which came in averaging 41 points per game -- and stopped the Utes from scoring in the second half after they reached the 6 and 12 on separate drives.

"The biggest factor in the game was our ineptness on offense," Whittingham said.

Utah managed a season-low 265 yards total offense and only 71 yards rushing. It was their lowest scoring game since being shut out by UNLV on Sept. 22, 2007.

The Utes have lost now two straight for the first time since dropping the first two of the 2007 season.

"I really don't know what the issues are. Something has to be done. We have to change something and start heading in the right direction," said Utah quarterback Jordan Wynn, who was 24 for 39 for 194 yards.

Returning from a week off, Notre Dame (5-5) was the much fresher team and moved within one win of becoming eligible for a bowl.

"You saw it today, a football team that didn't have on their shoulders the traditions and reputations and all the things that you have to worry about sometimes being a football player at Notre Dame," Irish coach Brian Kelly said. "They just flat-out played."

An untouched Robert Blanton blocked Sean Sellwood's punt, picked up the ball and ran in for a TD from 6 yards out late in the opening period to put Notre Dame ahead 7-3.

"We were struggling and that jump started the whole sideline and team. From that point, we started rolling," Rees said.

Austin Collinsworth hit Utah return star Shaky Smithson on the second half kickoff, jarred the ball loose and Daniel Smith recovered for the Irish. On the very next play from the 26, Rees threw to a wide open Kamara for the TD, putting the Irish up 21-3 just 13 seconds into the third quarter.

"I went through the hole and the helmet hit the ball," said Smithson. "That was a great play. You can't avoid that if a helmet hits the ball."

Rees, who replaced injured starter Dayne Crist during a loss to Tulsa two weeks ago, got better as the game progressed and finished 13 of 20 for 129 yards.

"Everything in our game plan was you've got to run the football, we've got to be high percentage in our throws and not put Tommy in too many positions where we could turn the ball over," Kelly said.

"I wasn't going to put this game on Tommy Rees. I was going to take shots when we had opportunities because he's an accurate thrower of the football."

Notre Dame's win was also its first since 20-year-old student videographer Declan Sullivan was killed when the tower from which he was filming practice toppled over on a windy day. For the second straight game, the Irish wore a helmet decal in the shape of a shamrock with DS in the middle.

"It's emotional," Kelly said. "It's been a tough couple of weeks."

Kamara had only seven catches all season entering the game but lined up Saturday with freshman TJ Jones banded up.

"It's about just being patient. Things will work out for you," said the senior receiver. "No matter what game you're in, you have to try to make a difference. And you never know which play is going to be that play."

Rees and Kamara hooked up again on a 12-yard TD pass that capped a quick 63-yard drive, one that included a 24-yard pass to Michael Floyd.

Jonas Gray, the third tailback used by the Irish in the first half, broke off a 36-yard run in the second quarter, thanks to a crushing block from Floyd, to get the ball to the Utah 8. And after a pass interference call against Utah's Brandon Burton -- the Utes' seventh penalty of the opening half -- Rees hit Floyd with a 3-yard TD pass to put the Irish up 14-3.

The Utes were penalized 10 times in the first half, including five in the opening quarter, and finished the game with 11 for 70 yards. Utah's running game never got untracked, either, managing just 71 yards on 29 carries.

Utah scored first on a 46-yard field goal from Joe Phillips. But that was it for the Utes.

NO TURNOVERS = VICTORY (USUALLY)

► Notre Dame is 56-4-1 since 1985 when it does not commit a turnover. The Irish had an amazing 41-game unbeaten streak (40-0-1) in games without a turnover snapped in 2004 against USC. Prior to that game, the last time a Notre Dame team lost a game without committing a turnover was a 34-30 loss at Penn State on Nov. 12, 1983.

NOTRE DAME AND TOP-RANKED FOES

► Notre Dame's margin of victory (25 points) over No. 15 Utah was the largest in a game against an AP top 20 opponent since Oct. 12, 1996 against Washington. Under the direction of head coach Lou Holtz, the Irish defeated the No. 16 Huskies, 54-20.

► Notre Dame's victory was the program's 21st in school history over an AP top 20 foe by 25 or more points.

► The three points allowed by Notre Dame against No. 15 Utah were the fewest allowed by the Irish against an AP top 20 foe since Jan. 1, 1993. Notre Dame defeated No. 4 Texas A&M, 28-3, in the Cotton Bowl.

► The three points allowed by the Irish marked the 34th time in school history that the Notre Dame held a top 20 opponent to seven points or less and the 20th time to three points or less.

► Last Saturday's victory over No. 15 Utah was the highest ranked opponent that Notre Dame has defeated since Sept. 10, 2005 when the Irish upended No. 3 Michigan, 17-10.

DEFENSE CARRIES IRISH TO VICTORY

► Notre Dame limited No. 15 Utah well below almost all of its season averages in numerous offense categories. The Utes came into the contest averaging 175.89 yards on the ground (36th in the FBS), 245.89 yards in the air (41st in the FBS) and 421.78 yards of total offense (30th in the FBS). Utah was ranked among the top 20 in the FBS in scoring offense (9th, 41.00) and passing efficiency offense (12th, 158.65). The Utes had eclipsed 56 points in four of their first nine games in 2010, including 68 at Iowa State.

	vs. Notre Dame	vs. Everyone Else
Scoring/Game	3	41.0
Rushing Yds/Game	71	175.9
Rushing Yds/Carry	2.4	5.2
Passing Yds/Game	194	245.9
Passing Yds/Attempt	4.8	8.4
Passing Yds/Completion	8.1	12.4
Total Yards/Game	265	421.8
Total Yards/Play	3.8	6.7
Completion Percentage	60.0%	67.7%
Pass Efficiency	95.7	158.6
3rd Down Conversions	26.7% (4 of 15)	50.8% (60 of 118)
Sacks Allowed/Game	2.0	0.44

► Notre Dame limited No. 15 Utah without an offensive touchdown and three points. The Utes, who kicked a field goal on their opening drive of the game, were held scoreless over their final 11 drives and 60 plays. Utah had not been held to three points or less since Sept. 22, 2007 -- a span of 45 games.

► Utah had eclipsed 400 yards of total offense in six of its first nine games, including 593 at Iowa State. Notre Dame limited the Utes to 265 total yards, 194 in the air and 71 on the ground. The 265 total yards were the fewest allowed by an Irish opponent all season (previous low total was 270 total yards at Boston College). The 71 rushing yards were the third-fewest for an Irish opponent on the season (season-low total was five yards at Boston College). The 194 yards in the air were the second-fewest by a Notre Dame foe this season (previous low total was 71 passing yards vs. Navy).

Final Statistics

Score by Quarters	1	2	3	4	Score	
Utah	3	0	0	0	--	3 Record: (8-2)
Notre Dame	7	7	14	0	--	28 Record: (5-5)

First Quarter

8:31 UJ Phillips 46 yd field goal, 9-24 4:39
2:04 ND Blanton 6 yd blocked punt return (Ruffer kick)

Second Quarter

12:25 ND Floyd 3 yd pass from Rees (Ruffer kick), 3-61 1:43

Third Quarter

14:47 ND Kamara 26 yd pass from Rees (Ruffer kick), 1-26 0:13
9:09 ND Kamara 12 yd pass from Rees (Ruffer kick), 5-63 2:17

	UU	ND
FIRST DOWNS	16	13
RUSHES-YARDS (NET)	29-71	29-127
PASSING YDS (NET)	194	129
Passes Att-Comp-Int	40-24-1	20-13-0
TOTAL OFFENSE PLAYS-YARDS	69-265	49-256
Fumble Returns-Yards	0-0	0-0
Punt Returns-Yards	1--2	2-27
Kickoff Returns-Yards	3-69	2-53
Interception Returns-Yards	0-0	1-0
Punts (Number-Avg)	6-26.2	6-36.0
Fumbles-Lost	1-1	0-0
Penalties-Yards	11-70	5-45
Possession Time	34:35	25:25
Third-Down Conversions	4 of 15	2 of 10
Fourth-Down Conversions	1 of 4	0 of 1
Red-Zone Scores-Chances	0-2	2-2
Sacks By: Number-Yards	2-7	2-17

RUSHING: Utah-Asiata 13-48; Wide 8-21; Dunn 4-12; Wynn 3-minus 3; Cain 1-minus 7. Notre Dame-Wood 19-71; Gray, J. 3-44; Hughes 4-21; Team 1-minus 2; Rees 2-minus 7.

PASSING: Utah-Wynn 24-39-1-194; Cain 0-1-0-0. Notre Dame-Rees 13-20-0-129.

RECEIVING: Utah-Wide 5-17; Smithson 4-44; Brooks 4-33; Christopher 4-32; Asiata 4-23; Moeai 1-25; Moala 1-11; Matthews 1-9. Notre Dame-Floyd 4-39; Kamara 2-38; Wood 2-25; Eifert 2-15; Hughes 2-7; Toma 1-5.

INTERCEPTIONS: Utah-None. Notre Dame-Smith, H. 1-0.

FUMBLES: Utah-Smithson 1-1. Notre Dame-None.

SACKS (UA-A): Utah-Siliga 1-0; Cox 1-0. Notre Dame-Te'o 1-0; Shembo 1-0.

TACKLES (UA-A): Utah-Martinez 6-3; Walker 2-4; Blechen 2-3; Taolin-Ross 2-3; Siliga 4-0; Shelby 2-1; Williams 2-1; Andersen 1-2; Burton 1-1; Chapman 1-1; Cox 1-0; Finau 1-0; Lotulelei 1-0; Marsh 1-0; Walker 1-0; Reilly 0-1. Notre Dame-Smith, B. 0-10; Te'o 3-6; Lewis-Moore 0-8; Smith, H. 3-4; Gwynar 1-5; Gray, G. 3-2; Shembo 2-3; Johnson 1-3; Motta 2-1; Blanton 2-0; Schwenke 2-0; Neal 0-2; Walls 1-0; Collinsworth 1-0; Slaughter 1-0; Jackson 1-0; Fleming 0-1; Filer 0-1; Cowart 0-1; Williams, H. 0-1.

GAME 11: ARMY

Notre Dame Shut Downs Army, Rolls In New Yankee Stadium Debut

Fighting Irish become bowl eligible with win over Black Knights.

NEW YORK (AP) -- Instead of a walkthrough on Friday, Notre Dame coach Brian Kelly gave his players a chance to soak in the sites at Yankee Stadium.

Monument Park and the short porch in right field. The famous white facade atop the upperdeck and the clubhouse that Derek Jeter and Alex Rodriguez use.

"We just stood around with our eyes wide open and took pictures and marveled at the stadium and walked around here and then after they got enough of that ... we came in here and showed a video of the Army-[Notre Dame] history," Kelly said Saturday night.

The Fighting Irish returned to the Bronx for the first time in 41 years and gave their subway alumni a happy train ride home.

Tyler Eifert caught a touchdown pass a few steps away from the home dugout, Darrin Walls returned an interception 42 yards for a score and Notre Dame beat Army 27-3 in the first football game at the new Yankee Stadium.

"Well, New York is a lot of things," Kelly said. "And what it was tonight was a college football town.

"Our kids fed off the energy that was here in New York the past 48 hours."

Freshman Tommy Rees, who got to use Jeter's locker, threw for 214 yards in his second career start.

"Every week I feel a little more comfortable, the game slows down a little bit," Rees said.

The Fighting Irish (6-5), dressed in Kelly green jerseys, became bowl eligible with a second consecutive strong defensive performance.

Combined with last week's 28-3 victory against Utah, it's the first time the Irish have held two straight opponents without a touchdown since their 1988 national championship season, when they did it to Rice and Penn State.

"I feel like we're playing with a lot of energy, a lot more physical," defensive back Darrin Walls said.

The triple-option befuddled the Irish when they lost to Navy last month, but Army's version managed one long drive that produced a field goal on its opening possession and not much after that. The Black Knights (6-5) ran for 135 yards.

Second-year coach Rich Ellerson, who has the Black Knights bowl eligible for the first time since 1996, called the atmosphere "electric."

"It just makes it that much more painful to have not put your best foot forward," he said.

The 50th meeting between Army and Notre Dame dripped with nostalgia.

The Irish and Black Knights played 22 games in the original Yankee Stadium, the last in 1969, and Notre Dame built up a huge following in the Big Apple. Notre Dame coach Knute Rockne's "Win One for the Gipper" speech was delivered at halftime of the 1928 game in the Bronx and in 1946 No. 1 Army and No. 2 Notre Dame played the Game of the Century at Yankee Stadium, a game that featured four Heisman Trophy winners and ended in a 0-0 tie.

A goal post stood about where home plate usually sits, with a dugout a few feet away from each corner of that end zone. The other goal post was a long flyball to left-center field away, just a few feet in front of the warning track. If it wasn't for the netting behind the posts, the kickers on that side of the field would have been booting balls into Babe Ruth's bronze monument during warmups.

The field was a snug fit in the \$1.6 billion stadium, but not so tight that the teams couldn't use two end zones, unlike in the Northwestern-Illinois game at Wrigley Field.

With some extra bleachers in left and right fields, the sellout attendance of 54,251 set a record for the largest crowd for a sporting event at the two-year-old ballpark.

"Oh my gosh, I can't explain it in words," Walls said. "The Joe DiMaggio sign [in the clubhouse], [Yankees manager Joe] Girardi sitting on the sidelines, it was unbelievable."

In a nod to the more recent history of the rivalry, Notre Dame dominated. The teams have played on and off since the late 1950s, and the Irish have won the last 14 meetings.

All of Army's highlights came in the first quarter. Travis Donovan intercepted a pass in the end zone to stop the first Notre Dame drive. Army went to work with its triple-option and moved with relative ease, attacking the edges of Notre Dame's defense. The drive stalled at the Notre Dame 2 and Alex Carlton's 20-yard field goal gave Army a 3-0 lead.

In Notre Dame's 35-17 loss to Navy at the Meadowlands, the Irish defense was carved up for 367 yards rushing.

Notre Dame figured out the option this time, using a four-man front to take away the inside runs by the fullback, and the Black Knights went three-and-out on their next three drives while the Irish rattled off 17 points.

"When that ball gets pitched out, that's not what they want to do," Kelly said. "They want to run the fullback. They want to run the quarterback. Those guys were not going to run the ball tonight."

Eifert's diving 35-yard catch at the 1 set up Robert Hughes' touchdown plunge. The sophomore tight end Eifert made another over-the-shoulder catch near the front corner of the end zone, heading toward the Yankees' dugout, for a 23-yard touchdown midway through the second quarter to make it 17-3.

"We knew what we were doing we just didn't execute when it meant the most," Army quarterback Trent Steelman said.

The band members barely had a chance to settle back into their seats when Notre Dame's defense broke the game open. Walls grabbed an errant pass by Steelman and raced down the sideline with a convoy of blockers leading the way to the end zone.

It was no Game of the Century, but Kelly's crew knows its season won't end with the finale at USC.

LOOSE ENDS

► Junior WR **Michael Floyd** hauled in a 33-yard reception in the first quarter. It moved him into sole possession of fifth place on the all-time Notre Dame receiving yards list. He passed Tom Gatewood (1969-71).

► Sophomore TE **Tyler Eifert** recorded four catches for a career-best 78 yards and one touchdown versus the Black Knights. He hauled in a 31-yard touchdown pass from freshman QB **Tommy Rees** to give the Irish a 17-3 lead with 8:01 remaining before halftime. The touchdown reception was his second of the season and career. Eifert also had a 35-yard grab to setup Hughes' one-yard touchdown that gave the Irish a 10-3 advantage.

► Senior RB **Robert Hughes** scored a touchdown from one-yard out with 11:55 remaining in the second quarter to give the Irish a 10-3 advantage over Army. The touchdown rush was Hughes' first of the season and 14th of his career. It was his first rushing touchdown since Nov. 7, 2009 against Navy.

► Freshman QB **Tommy Rees** has completed 13 of 20 passes each of the last two games. The 65.0% completion percentage is tied for the fourth-best ever by a Notre Dame freshman quarterback.

► Rees connected with sophomore tight end **Tyler Eifert** on a 31-yard touchdown pass to give the Irish a 17-3 lead with 8:01 remaining before halftime. The touchdown pass was Rees' first of the game, eighth of the season and eighth of his career.

► Rees went 8-of-13 for 170 yards and one touchdown in the opening half.

► Senior PK **David Ruffer** has converted 20 consecutive field goals. The 20 straight field goals is the longest streak in school history, but even more amazing is the fact that the streak has opened Ruffer's collegiate kicking career. He is a perfect 20 of 20 on field goals since attempting his first career field goal against Pittsburgh last season.

► The 20 consecutive field goals to open a career is also a school record. Mike Johnston made the first 13 field goal attempts in his career (was the school record for consecutive field goals until sophomore PK **Nick Tausch** broke in 2009) during the 1982 season.

► Ruffer's 20 straight field goals is the longest active streak in the FBS. The NCAA record for consecutive field goals converted is 30 by Chuck Nelson of Washington in 1981-82. He also holds the NCAA record for consecutive field goals made in a single season (25, 1982).

► Ruffer's 15 straight field goals in one season is also an Irish school record.

► Ruffer is the only kicker in the FBS still perfect through at least nine field goal attempts.

► Ruffer's 15 field goals this season rank fifth in single-season school history.

► Senior DB **Darrin Walls** picked off a pass and raced 42 yards for a touchdown with 14:00 remaining in the third quarter to extend the Irish lead to 24-3. The interception return for touchdown was Walls' second of his career. He recorded a 73-yard interception return for a touchdown at Penn State on Sept. 8, 2007.

Final Statistics																																																											
Score by Quarters	1	2	3	4	Score																																																						
Army	3	0	0	0	-- 3 Record: (6-5)																																																						
Notre Dame	0	17	10	0	-- 27 Record: (6-5)																																																						
First Quarter																																																											
2:10	ARMY	Carlton	20 yd field goal,	17-7	8:45																																																						
Second Quarter																																																											
14:50	ND	Ruffer	47 yd field goal,	6-36	2:15																																																						
11:55	ND	Hughes	1 yd run (Ruffer kick),	4-40	0:50																																																						
8:01	ND	Eifert	31 yd pass from Rees (Ruffer kick),	5-71	2:17																																																						
Third Quarter																																																											
14:00	ND	Walls	42 yd interception return (Ruffer kick)																																																								
5:23	ND	Ruffer	39 yd field goal,	6-16	2:25																																																						
<table border="1"> <thead> <tr> <th></th> <th>ARMY</th> <th>ND</th> </tr> </thead> <tbody> <tr> <td>FIRST DOWNS</td> <td>8</td> <td>15</td> </tr> <tr> <td>RUSHES-YARDS (NET)</td> <td>43-135</td> <td>38-155</td> </tr> <tr> <td>PASSING YDS (NET)</td> <td>39</td> <td>214</td> </tr> <tr> <td>Passes Att-Comp-Int</td> <td>8-2-2</td> <td>20-13-1</td> </tr> <tr> <td>TOTAL OFFENSE PLAYS-YARDS</td> <td>51-174</td> <td>58-369</td> </tr> <tr> <td>Fumble Returns-Yards</td> <td>0-0</td> <td>0-0</td> </tr> <tr> <td>Punt Returns-Yards</td> <td>0-0</td> <td>3--4</td> </tr> <tr> <td>Kickoff Returns-Yards</td> <td>6-101</td> <td>2-29</td> </tr> <tr> <td>Interception Returns-Yards</td> <td>1-0</td> <td>2-56</td> </tr> <tr> <td>Punts (Number-Avg)</td> <td>7-37.3</td> <td>4-33.8</td> </tr> <tr> <td>Fumbles-Lost</td> <td>1-0</td> <td>1-0</td> </tr> <tr> <td>Penalties-Yards</td> <td>3-28</td> <td>5-55</td> </tr> <tr> <td>Possession Time</td> <td>29:17</td> <td>30:43</td> </tr> <tr> <td>Third-Down Conversions</td> <td>7 of 16</td> <td>8 of 14</td> </tr> <tr> <td>Fourth-Down Conversions</td> <td>0 of 0</td> <td>0 of 0</td> </tr> <tr> <td>Red-Zone Scores-Chances</td> <td>1-1</td> <td>2-3</td> </tr> <tr> <td>Sacks By: Number-Yards</td> <td>0-0</td> <td>0-0</td> </tr> </tbody> </table>							ARMY	ND	FIRST DOWNS	8	15	RUSHES-YARDS (NET)	43-135	38-155	PASSING YDS (NET)	39	214	Passes Att-Comp-Int	8-2-2	20-13-1	TOTAL OFFENSE PLAYS-YARDS	51-174	58-369	Fumble Returns-Yards	0-0	0-0	Punt Returns-Yards	0-0	3--4	Kickoff Returns-Yards	6-101	2-29	Interception Returns-Yards	1-0	2-56	Punts (Number-Avg)	7-37.3	4-33.8	Fumbles-Lost	1-0	1-0	Penalties-Yards	3-28	5-55	Possession Time	29:17	30:43	Third-Down Conversions	7 of 16	8 of 14	Fourth-Down Conversions	0 of 0	0 of 0	Red-Zone Scores-Chances	1-1	2-3	Sacks By: Number-Yards	0-0	0-0
	ARMY	ND																																																									
FIRST DOWNS	8	15																																																									
RUSHES-YARDS (NET)	43-135	38-155																																																									
PASSING YDS (NET)	39	214																																																									
Passes Att-Comp-Int	8-2-2	20-13-1																																																									
TOTAL OFFENSE PLAYS-YARDS	51-174	58-369																																																									
Fumble Returns-Yards	0-0	0-0																																																									
Punt Returns-Yards	0-0	3--4																																																									
Kickoff Returns-Yards	6-101	2-29																																																									
Interception Returns-Yards	1-0	2-56																																																									
Punts (Number-Avg)	7-37.3	4-33.8																																																									
Fumbles-Lost	1-0	1-0																																																									
Penalties-Yards	3-28	5-55																																																									
Possession Time	29:17	30:43																																																									
Third-Down Conversions	7 of 16	8 of 14																																																									
Fourth-Down Conversions	0 of 0	0 of 0																																																									
Red-Zone Scores-Chances	1-1	2-3																																																									
Sacks By: Number-Yards	0-0	0-0																																																									
RUSHING: Army-Mealy 6-30; Steelman 14-24; Hassin 8-23; Cobbs 5-22; Jenkins 1-18; Maples 5-10; Crucitti 2-4; Austin 2-4. Notre Dame-Wood 14-88; Hughes 9-39; Gray, J. 9-22; Floyd 1-9; Rees 3-1; Team 2-minus 4.																																																											
PASSING: Army-Steelman 2-7-2-39; Jenkins 0-1-0-0. Notre Dame-Rees 13-20-1-214.																																																											
RECEIVING: Army-Brooks 1-27; Jordan 1-12. Notre Dame-Eifert 4-78; Toma 4-63; Floyd 3-63; Kamara 1-5; Wood 1-5.																																																											
INTERCEPTIONS: Army-Travis 1-0. Notre Dame-Walls 1-42; Smith, B. 1-0; Gray, G. 0-14.																																																											
FUMBLES: Army-Steelman 1-0. Notre Dame-Hughes 1-0.																																																											
SACKS (UA-A): Army-None. Notre Dame-None.																																																											
TACKLES (UA-A): Army-Anderson 5-5; Prosko 3-5; Mackey 6-1; Erzinger 6-0; Trimble, J. 4-1; King 4-1; Travis 2-2; Gann 2-1; Dixon 2-1; McNary 1-1; Kantaris 1-0; Hilton 1-0; Aaron 1-0; Trimble, J. 1-0; Westphal 1-0; Allen 1-0. Notre Dame-Te'o 6-3; Walls 6-1; Lewis-Moore 5-2; Smith, H. 5-1; Slaughter 4-1; Blanton 1-3; Gray, G. 3-0; Fleming 3-0; Williams, H. 1-2; Jackson 2-0; McDonald 1-0; Neal 1-0; Smith, B. 1-0; Collinsworth 1-0; Calabrese 1-0; Fox 1-0; Cwynar 0-1.																																																											

MEDIA INFO

GAME NOTES

THE FIGHTING IRISH

COACHES & STAFF

2010 SEASON REVIEW

BOWL HISTORY

THIS IS NOTRE DAME



GAME 12: USC**Irish Take Down USC for Tough Road Victory***Robert Hughes' late touchdown run lifts Notre Dame to 20-16 win.*

LOS ANGELES (AP) -- Ronald Johnson settled under the pass at the Notre Dame 15 with no defenders anywhere near him. Southern California was almost certain to beat the Irish yet again when he made an easy touchdown catch in the waning seconds of his final home game.

Only he didn't.

"It was about time we caught a break," Notre Dame coach Brian Kelly said.

And he wasn't just talking about a dropped football that will bounce around for years in the lore of college football's best interseasonal rivalry.

Robert Hughes scored on a 5-yard run with 2:23 to play, and Notre Dame rallied to snap an eight-game losing streak against the Trojans with a 20-16 victory Saturday night.

Freshman quarterback Tommy Rees overcame four turnovers to lead bowl-bound Notre Dame's 77-yard go-ahead drive, but the teenager and his teammates never breathed easily on a cold, rainy night in Los Angeles - not even after Johnson's horrific drop with 1:17 to play.

After several tough losses for a program with high expectations, Kelly and his players reveled in a celebration in the Coliseum locker room after reclaiming the Jeweled Shillelagh - even if they needed an incredible blunder to get it.

"We knew that if a talented receiver like that was going to drop a ball like that in a situation like that, it's definitely our night," Notre Dame line-backer Manti Te'o said. "Things like that don't happen without a reason. It's a huge night for this program and in our lives."

Mitch Mustain, making his first USC start in place of injured Matt Barkley, still converted on fourth down after the drop, and moved the Trojans to the Irish 23.

Notre Dame (7-5) clinched its third straight victory when safety Harrison Smith leaped for an interception on a poor throw at the goal line with 36 seconds left.

"We brought the fight back in the Fighting Irish," Kelly said.

Johnson will remember his mistake on Senior Night for the rest of his life. The normally sure-handed senior held his hands to his helmet in disbelief after bobbling away a sure TD pass in the final minutes of his final home game at USC (7-5).

"It's part of the game. You drop balls," said Mustain, who passed for 177 yards. "That one probably would have changed the outcome. I don't know if there's a worse feeling than that."

Neither team was ranked heading into the game for just the ninth time, but Kelly became the first Notre Dame coach to beat USC in his first try since Lou Holtz in 1986. USC's Lane Kiffin also made his rivalry debut - the first time two rookie head coaches faced off in the game since 1941.

"It's just a shame, because now you've got a whole locker room and the whole Trojan Family all down in the tank at one play (that) could completely change the whole outcome," Kiffin said.

USC's streaks of 19 straight nonconference victories and 15 straight at home ended in the 82nd edition of a rivalry dating to 1926.

Rees passed for 149 yards in his third career start, making some mistakes but also throwing touchdown passes to Michael Floyd and Duval Kamara. Floyd had 11 catches for 86 yards on his 21st birthday for the Irish.

"I feel a little more down than I normally do after a win," said Rees, who has won starts in South Bend, Yankee Stadium and the Coliseum. "I've just got to do a better job."

The Champs Sports Bowl in Orlando is expected to be the Irish's postseason destination, but the Las Vegas Bowl also showed up to scout Notre Dame.

USC's conservative offense scored all of its points off Rees' turnovers, and Joe Houston kicked his third field goal with 6:25 to play after another short drive set up by Rees' third interception. But the Notre Dame offense finally kicked into gear, with tailbacks Cierre Wood and Hughes making big runs before Hughes scored on a charge straight up the middle.

Mustain was once among the nation's top high school quarterbacks, but he hadn't started a game since his freshman season as Arkansas in 2006, when he went 8-0 for the Razorbacks. After transferring in the wake of coaching turmoil, he spent the last three seasons backing up Mark Sanchez and Barkley, who sprained his ankle in last week's loss at Oregon State.

Notre Dame took a 13-3 lead into halftime with two late touchdown passes by Rees, but USC hung in with big plays from its defense. Mustain's tying 1-yard TD sneak in the third quarter was preceded by Rees' fumble forced by USC's Nick Perry, who returned it to the Notre Dame 2.

Notre Dame's defense finally gave up a touchdown after 13 straight quarters without allowing one, its longest such stretch since 1980.

Marshall Jones then picked off Rees' throw at the Notre Dame 38, and Houston made a 37-yard field goal to put the Trojans ahead.

MISCELLANEOUS NOTES

► Notre Dame won the coin toss, but elected to defer. The Irish defended the goal to the North end zone.

► Notre Dame had opened each of its first 11 games this season with the football.

► Official attendance was 85,417.

► Captains of the game were junior WR **Michael Floyd** and senior S **Harrison Smith**.

► USC racked up 10:02 in time of possession in the first quarter. The Irish managed just 4:58, but Notre Dame only found itself down by three points (3-0).

► Notre Dame did a complete reversal in time of possession in the second quarter. The Irish held the ball for 10:11, including 8:02 on its initial scoring drive of the contest. USC, on the other hand, had the ball for merely 4:49.

► Notre Dame was limited to 47 total yards over its first four drives (14 plays) and picked up just one first down. The Irish failed to convert a first down on their first four third down conversions. On the final two drives of the half, the Irish amounted 141 total yards (23 plays), nine first downs and scored two touchdowns. Notre Dame also converted four of its final five third down attempts on the last two drives, including three on the initial touchdown drive of the game.

► The Irish managed only 40 total yards on 11 plays in the opening quarter, but responded with 148 total yards on 26 plays in the second stanza.

► Notre Dame's lead at halftime was its first over USC since the 2005 meeting in South Bend (Irish lead 21-14 at intermission). The 10-point lead after two quarters was the largest for Notre Dame since Oct. 21, 1995 (Irish lead 21-7 at halftime).

► The three points allowed by Notre Dame are the fewest the Irish have surrendered in a half against the Trojans since the second half of the 1999 matchup (USC managed three points after halftime in a 25-24 Irish victory).

► Notre Dame mustered 31 yards on its first 19 plays of the second half, but when it mattered most the Irish marched 77 yards on seven plays to score a touchdown and secure a 20-16 lead.

DEFENSE AWFULLY STINGY AS OF LATE

► Notre Dame registered 13 consecutive quarters without surrendering an offensive touchdown. After yielding a touchdown on Tulsa's first possession on Oct. 30, the Irish allowed only two field goals to the Golden Hurricane and one three-pointer apiece to Utah and Army. The last time an Irish defense allowed one touchdown over a three-game stretch was during the 1988 national title season against Navy (22-7), Rice (54-11) and Penn State (21-3).

► Notre Dame's defense did not surrender an offensive touchdown in 227 straight plays. The stretch spanned 209 minutes and 32 seconds on the game clock.

► Notre Dame had not gone 13 consecutive quarters without allowing an opponent offensive touchdown since 1980. The Irish went a remarkable 23 quarters, spanning six games, without allowing a single touchdown (Oct. 18 vs. Army, Oct. 24 vs. Arizona, Nov. 11 vs. Navy, Nov. 8 vs. Georgia Tech, Nov. 15 vs. Alabama and Nov. 22 vs. Air Force).

► Notre Dame allowed 16 points to USC tonight. The Irish had not limited the Trojans to fewer points since 1998 (USC won 10-0). In fact, Notre Dame's defense allowed the Trojans just one touchdown. The Irish had not limited USC to one touchdown or less since that same meeting.

► Notre Dame's defense allowed USC to 12 first downs, 80 yards rushing and 261 total yards. It is the fewest total yards allowed by the Irish against USC since 1983.

► Notre Dame's defense has now allowed just two offensive touchdowns over its last four games (Tulsa, Utah, Army and USC).

WINNING FORMULA PRETTY SIMPLE FOR IRISH

► Notre Dame has outrushed six of its 12 opponents this season. The Irish are 6-0 in those contests (Purdue, Boston College, Western Michigan, Utah, Army and USC). Notre Dame owns a 26-game winning streak when outrushing its opponent. The Irish have not lost a game when outrushing their foe since Dec. 28, 2004 when Notre Dame lost to Oregon State, 38-21, in the Insight Bowl.

Final Statistics

Score by Quarters	1	2	3	4	Score
Notre Dame	0	13	0	7	20 Record: (7-5)
USC	3	0	10	3	16 Record: (7-5)

First Quarter

4:09 USC Houston 45 yd field goal, 4-3 2:20

Second Quarter

2:39 ND Floyd 1 yd pass from Rees (Ruffer kick), 16-79 8:02

0:07 ND Kamara 1 yd pass from Rees (Ruffer kick failed), 7-62 0:37

Third Quarter

11:02 USC Houston 23 yd field goal, 7-15 2:29

5:40 USC Mustain 1 yd run (Houston kick), 4-2 1:50

Fourth Quarter

6:25 USC Houston 37 yd field goal, 7-18 4:03

2:23 ND Hughes 5 yd run (Ruffer kick), 7-77 3:55

	ND	USC
FIRST DOWNS	15	12
RUSHES-YARDS (NET)	32-147	30-80
PASSING YDS (NET)	149	181
Passes Att-Comp-Int	34-20-3	38-21-1
TOTAL OFFENSE PLAYS-YARDS	66-296	68-261
Fumble Returns-Yards	0-0	1-8
Punt Returns-Yards	0-0	1-4
Kickoff Returns-Yards	5-106	3-79
Interception Returns-Yards	1-0	3-8
Punts (Number-Avg)	6-37.5	7-36.7
Fumbles-Lost	2-1	0-0
Penalties-Yards	1-10	8-47
Possession Time	28:25	31:35
Third-Down Conversions	5 of 15	4 of 17
Fourth-Down Conversions	0 of 0	2 of 3
Red-Zone Scores-Chances	3-3	2-2
Sacks By: Number-Yards	0-0	1-5

RUSHING: Notre Dame-Wood, C. 15-89; Hughes 11-69; Team 1-minus 2; Rees 4-minus 3; Riddick 1-minus 6. USC-Tyler 17-48; Gable 7-19; Woods 1-6; Baxter 1-4; Havili 2-2; Mustain 2-1.

PASSING: Notre Dame-Rees 20-32-3-149; Team 0-2-0-0. USC-Mustain 20-37-1-177; Baxter 1-1-0-4.

RECEIVING: Notre Dame-Floyd 11-86; Eifert 3-36; Toma 2-15; Hughes 1-8; Riddick 1-6; Kamara 1-1; Wood, C. 1-minus 3. USC-Woods 8-81; Johnson 6-40; Ellison 5-38; Havili 2-22.

INTERCEPTIONS: Notre Dame-Smith, H. 1-0. USC-Kennard 1-8; Galippo 1-0; Jones 1-0.

FUMBLES: Notre Dame-Wood, C. 1-0; Rees 1-1. USC-None.

SACKS (UA-A): Notre Dame-None. USC-Perry 1-0.

TACKLES (UA-A): Notre Dame-Fleming 5-2; Lewis-Moore 4-3; Smith, H. 5-1; Gray, G. 4-2; Te'o 3-3; Blanton 4-1; Smith, B. 2-3; Motta 4-0; Slaughter 3-1; Neal 2-1; Johnson 1-1; Cwynar 1-1; Ruffer 1-0; Burger 1-0; Coughlin 1-0; Walls 1-0; Cave 1-0; Filer 1-0; Wood 0-1; Calabrese 0-1; Kamara 0-1. USC-Smith 5-7; Burnett 4-6; Wright 7-0; Galippo 5-1; Casey 0-6; Armstead 1-3; Jones 1-3; Morgan 0-4; Baucham 3-0; Robey 2-1; Kennard 2-1; Harris 0-3; Wright 0-2; Thomas 1-0; Simmons 1-0; Horton 1-0; Team 1-0; Perry 1-0; McDonald 0-1.

RESULTS

Date	Opponent	Score	Overall	Conference	Time	Attend
Sep 04, 2010	PURDUE	W 23-12	1-0-0	0-0-0	3:01	80795
Sep 11, 2010	MICHIGAN	24-28 L	1-1-0	0-0-0	3:37	80795
Sep 18, 2010	at Michigan State	31-34 L	1-2-0	0-0-0	3:37	78411
Sep 25, 2010	#16 STANFORD	14-37 L	1-3-0	0-0-0	3:35	80795
Oct 02, 2010	at Boston College	W 31-13	2-3-0	0-0-0	3:24	44500
Oct 09, 2010	PITTSBURGH	W 23-17	3-3-0	0-0-0	3:12	80795
Oct 16, 2010	WESTERN MICHIGAN	W 44-20	4-3-0	0-0-0	3:16	80795
Oct 23, 2010	at Navy	17-35 L	4-4-0	0-0-0	2:50	75614
Oct 30, 2010	TULSA	27-28 L	4-5-0	0-0-0	3:37	80795
Nov 13, 2010	#15 UTAH	W 28-3	5-5-0	0-0-0	3:02	80795
Nov 20, 2010	vs Army	W 27-3	6-5-0	0-0-0	2:54	54251
Nov 27, 2010	at USC	W 20-16	7-5-0	0-0-0	3:08	85417

DEFENSIVE STATS

	GP	Tackles				TFL/Yds	Sacks No-Yards	Pass Def		Fumbles		Blkd Kick	Saf
		Solo	Ast	Total	Int-Yds			BrUp	Rcv-Yds	FF			
5 TE'O, Manti	12	65	62	127	9.5-34	1.0-7	.	2	.	1	.	.	
22 SMITH, Harrison	12	50	36	86	0.5-1	.	4-38	7	
44 CALABRESE, Carlo	10	26	33	59	5.0-18	2.5-11	
4 GRAY, Gary	12	45	14	59	5.0-10	.	1-23	6	.	1	.	.	
89 LEWIS-MOORE, Kapron	12	20	38	58	2.5-19	2.0-19	.	1	1-0	1	.	.	
45 FLEMING, Darius	12	25	21	46	10.0-49	6.0-40	1-0	3	
17 MOTTA, Zeke	12	27	19	46	1.5-1	.	1-0	2	1-0	.	.	.	
58 SMITH, Brian	12	21	25	46	3.5-11	1.0-6	1-0	5	.	1	.	.	
12 BLANTON, Robert	12	26	17	43	7.0-19	1.0-6	1-1	5	.	.	1	.	
2 WALLS, Darrin	12	28	11	39	2.0-7	.	3-43	4	1-0	.	.	.	
56 NEAL, Kerry	12	12	26	38	1.5-13	1.5-13	.	1	1-0	1	.	.	
95 WILLIAMS, Ian	8	17	20	37	3.5-18	1.5-16	1-0	1	
98 CWYNAR, Sean	12	9	23	32	3.0-6	.	.	.	1	.	.	.	
90 JOHNSON, Ethan	12	13	18	31	6.0-21	5.0-19	.	2	1-0	.	.	.	
26 SLAUGHTER, Jamaris	10	18	11	29	.	.	1-26	2	
48 FOX, Dan	12	9	9	18	
46 FILER, Steve	12	8	6	14	
55 SHEMBO, Prince	12	5	7	12	4.0-24	3.5-23	.	.	1	.	.	.	
94 WILLIAMS, Hafis	12	5	5	10	0.5-1	.	.	1	
86 JACKSON, Bennett	12	8	1	9	
54 McDONALD, Anthony	10	5	3	8	
28 COLLINSWORTH, Austin	12	5	1	6	1	.	.	.	
29 COUGHLIN, Patrick	9	4	1	5	
15 McCARTHY, Dan	7	3	2	5	0.5-1	.	.	.	1	.	.	.	
91 NWANKWO, Emeka	7	1	2	3	
23 WOOD, Lo	11	1	2	3	
21 GALLUP, Barry	11	3	.	3	1.0-1	
18 KAMARA, Duval	9	1	1	2	
97 RUFFER, David	12	2	.	2	
24 SALVI, Chris	9	1	1	2	
5 ALLEN, Armando	8	1	1	2	
96 SCHWENKE, Kona	4	2	.	2	1-0	.	.	.	
41 BURGER, Bobby	12	1	.	1	
52 CAVE, Braxton	12	1	.	1	
70 MARTIN, Zack	12	.	1	1	
87 SMITH, Daniel	6	.	1	1	1-0	.	.	.	
60 COWART, Jordan	12	.	1	1	
19 TOMA, Robby	8	1	.	1	
13 SPOND, Danny	7	1	.	1	
36 POSLUSZNY, David	5	.	1	1	
92 STOCKTON, Tyler	6	1	.	1	1.0-4	1.0-4	
9 RUDOLPH, Kyle	6	1	.	1	
20 WOOD, Cierre	12	.	1	1	
Total.....	12	472	421	893	67-258	26-164	14-129	42	7-0	9	1	.	
Opponents.....	12	440	362	802	57.0-219	20-112	16-125	49	8-16	15	3	1	

MEDIA INFO
GAME NOTES
THE FIGHTING IRISH
COACHES & STAFF
2010 SEASON REVIEW
BOWL HISTORY
THIS IS NOTRE DAME



RUSHING

	GP	Att	Gain	Loss	Net	Avg	TD	Long	Avg/G
WOOD, Cierre	12	107	564	42	522	4.9	2	39	43.5
ALLEN, Armando	8	107	534	20	514	4.8	2	30	64.2
HUGHES, Robert	12	41	220	1	219	5.3	2	30	18.2
GRAY, Jonas	7	20	103	3	100	5.0	0	36	14.3
CRIST, Dayne	9	52	174	100	74	1.4	4	29	8.2
MONTANA, Nate	3	9	28	3	25	2.8	0	10	8.3
JACKSON, Bennett	12	1	20	0	20	20.0	0	20	1.7
FLOYD, Michael	11	1	9	0	9	9.0	0	9	0.8
RIDDICK, Theo	8	3	3	6	-3	-1.0	0	3	-0.4
REES, Tommy	8	11	18	22	-4	-0.4	0	12	-0.5
TEAM	9	14	0	26	-26	-1.9	0	0	-2.9
Total.....	12	366	1673	223	1450	4.0	10	39	120.8
Opponents.....	12	440	2022	261	1761	4.0	15	87	146.8

PASSING

	GP	Effic	Cmp-Att-Int	Pct	Yds	TD	Lng	Avg/G
CRIST, Dayne	9	129.34	174-294-7	59.2	2033	15	95	225.9
REES, Tommy	8	131.87	85-135-8	63.0	905	10	35	113.1
MONTANA, Nate	3	93.02	9-18-1	50.0	116	0	37	38.7
GOODMAN, John	12	349.40	1-2-0	50.0	32	1	32	2.7
TEAM	9	0.00	0-2-0	0.0	0	0	0	0.0
ALLEN, Armando	8	125.20	1-1-0	100.0	3	0	3	0.4
Total.....	12	129.04	270-452-16	59.7	3089	26	95	257.4
Opponents.....	12	114.44	248-400-14	62.0	2477	9	58	206.4

RECEIVING

	GP	No.	Yds	Avg	TD	Long	Avg/G
FLOYD, Michael	11	73	916	12.5	10	80	83.3
RIDDICK, Theo	8	39	412	10.6	3	37	51.5
RUDOLPH, Kyle	6	28	328	11.7	3	95	54.7
EIFERT, Tyler	10	23	321	14.0	2	39	32.1
JONES, TJ	11	22	287	13.0	3	53	26.1
WOOD, Cierre	12	19	168	8.8	2	23	14.0
ALLEN, Armando	8	17	138	8.1	0	24	17.2
TOMA, Robby	8	14	187	13.4	0	26	23.4
GOODMAN, John	12	14	116	8.3	0	20	9.7
KAMARA, Duval	9	11	112	10.2	3	26	12.4
HUGHES, Robert	12	6	59	9.8	0	37	4.9
RAGONE, Mike	11	3	32	10.7	0	12	2.9
GRAY, Jonas	7	1	13	13.0	0	13	1.9
Total.....	12	270	3089	11.4	26	95	257.4
Opponents.....	12	248	2477	10.0	9	58	206.4

PUNT RETURNS

	No.	Yds	Avg	TD	Long
GOODMAN, John	11	15	1.4	0	13
BLANTON, Robert	2	27	13.5	1	6
ALLEN, Armando	2	47	23.5	0	38
Total.....	15	89	5.9	1	38
Opponents.....	12	73	6.1	1	59

INTERCEPTIONS

	No.	Yds	Avg	TD	Long
SMITH, Harrison	4	38	9.5	0	23
WALLS, Darrin	3	43	14.3	1	42
SMITH, Brian	1	0	0.0	0	0
SLAUGHTER, Jamoris	1	26	26.0	0	26
GRAY, Gary	1	23	23.0	0	14
FLEMING, Darius	1	0	0.0	0	0
BLANTON, Robert	1	-1	-1.0	0	0
MOTTA, Zeke	1	0	0.0	0	0
WILLIAMS, Ian	1	0	0.0	0	0
Total.....	14	129	9.2	1	42
Opponents.....	16	125	7.8	2	66

KICK RETURNS

	No.	Yds	Avg	TD	Long
JACKSON, Bennett	29	645	22.2	0	43
WOOD, Cierre	15	300	20.0	0	38
RIDDICK, Theo	2	36	18.0	0	19
BURGER, Bobby	1	7	7.0	0	7
GRAY, Jonas	1	16	16.0	0	16
Total.....	48	1004	20.9	0	43
Opponents.....	52	1003	19.3	0	38

FUMBLE RETURNS

	No.	Yds	Avg	TD	Long
Total.....	0	0	0.0	0	0
Opponents.....	3	16	5.3	0	8

SCORING

	TD	PATs						Saf	Points
		FGs	Kick	Rush	Rcv	Pass	DXP		
RUFFER, David	0	15-15	34-37	0-0	0	0-0	0	0	79
FLOYD, Michael	10	0-0	0-0	0-0	0	0-0	0	0	60
CRIST, Dayne	4	0-0	0-0	0-0	0	0-0	0	0	24
WOOD, Cierre	4	0-0	0-0	0-0	0	0-0	0	0	24
RIDDICK, Theo	3	0-0	0-0	0-0	0	0-0	0	0	18
RUDOLPH, Kyle	3	0-0	0-0	0-0	0	0-0	0	0	18
KAMARA, Duval	3	0-0	0-0	0-0	0	0-0	0	0	18
JONES, TJ	3	0-0	0-0	0-0	0	0-0	0	0	18
ALLEN, Armando	2	0-0	0-0	1-1	0	0-0	0	0	14
HUGHES, Robert	2	0-0	0-0	0-0	0	0-0	0	0	12
EIFERT, Tyler	2	0-0	0-0	0-0	0	0-0	0	0	12
BLANTON, Robert	1	0-0	0-0	0-0	0	0-0	0	0	6
WALLS, Darrin	1	0-0	0-0	0-0	0	0-0	0	0	6
Total.....	38	15-15	34-37	1-1	0	0-0	0	0	309
Opponents.....	27	18-22	24-24	0-0	1	1-2	1	1	246

TOTAL OFFENSE

	GP	Plays	Rush	Pass	Total	Avg/G
CRIST, Dayne	9	346	74	2033	2107	234.1
REES, Tommy	8	146	-4	905	901	112.6
WOOD, Cierre	12	107	522	0	522	43.5
ALLEN, Armando	8	108	514	3	517	64.6
HUGHES, Robert	12	41	219	0	219	18.2
MONTANA, Nate	3	27	25	116	141	47.0
GRAY, Jonas	7	20	100	0	100	14.3
GOODMAN, John	12	2	0	32	32	2.7
JACKSON, Bennett	12	1	20	0	20	1.7
FLOYD, Michael	11	1	9	0	9	0.8
RIDDICK, Theo	8	3	-3	0	-3	-0.4
TEAM	9	16	-26	0	-26	-2.9
Total.....	12	818	1450	3089	4539	378.2
Opponents.....	12	840	1761	2477	4238	353.2

FIELD GOALS

	FGM-FGA	Pct	01-19	20-29	30-39	40-49	50-99	Lg	Blk
RUFFER, David	15-15	100.0	0-0	3-3	7-7	4-4	1-1	50	0
	Notre Dame		Opponents						
Purdue	(22),(46),(37)		(25)						
Michigan	(24)		39,40						
Michigan State	(33)		-						
Stanford	(22),(40)		(24),(41),(36),(33),(29)						
Boston College	(37)		(49),(25)						
Pittsburgh	(32),(50),(31)		(26),27						
Western Michigan	(33)		(23),(26)						
Navy	(45)		-						
Tulsa	-		(37),32,(27)						
Utah	-		(46)						
Army	(47),(39)		(20)						
USC	-		(45),(23),(37)						

Numbers in (parentheses) indicate field goal was made.

PUNTING

	No.	Yds	Avg	Long	TB	FC	I20	Blkd
TURK, Ben	64	2444	38.2	56	3	22	23	0
Total.....	64	2444	38.2	56	3	22	23	0
Opponents.....	75	2903	38.7	62	4	31	25	1

KICKOFFS

	No.	Yds	Avg	TB	OB	Retn	Net	YdLn
RUFFER, David	58	3712	64.0	9	2			
TAUSCH, Nick	7	385	55.0	0	0			
Total.....	65	4097	63.0	9	2	1003	44.8	25
Opponents.....	56	3588	64.1	7	0	1004	43.6	26

ALL PURPOSE

	GP	Rush	Rec	PR	KOR	IR	Tot	Avg/G
WOOD, Cierre	12	522	168	0	300	0	990	82.5
FLOYD, Michael	11	9	916	0	0	0	925	84.1
ALLEN, Armando	8	514	138	47	0	0	699	87.4
JACKSON, Bennett	12	20	0	0	645	0	665	55.4
RIDDICK, Theo	8	-3	412	0	36	0	445	55.6
RUDOLPH, Kyle	6	0	328	0	0	0	328	54.7
EIFERT, Tyler	10	0	321	0	0	0	321	32.1
JONES, TJ	11	0	287	0	0	0	287	26.1
HUGHES, Robert	12	219	59	0	0	0	278	23.2
TOMA, Robby	8	0	187	0	0	0	187	23.4
GOODMAN, John	12	0	116	15	0	0	131	10.9
GRAY, Jonas	7	100	13	0	16	0	129	18.4
KAMARA, Duval	9	0	112	0	0	0	112	12.4
CRIST, Dayne	9	74	0	0	0	0	74	8.2
WALLS, Darrin	12	0	0	0	0	43	43	3.6
SMITH, Harrison	12	0	0	0	0	38	38	3.2
RAGONE, Mike	11	0	32	0	0	0	32	2.9
BLANTON, Robert	12	0	0	27	0	-1	26	2.2
SLAUGHTER, Jamaris	10	0	0	0	0	26	26	2.6
MONTANA, Nate	3	25	0	0	0	0	25	8.3
GRAY, Gary	12	0	0	0	0	23	23	1.9
BURGER, Bobby	12	0	0	0	7	0	7	0.6
REES, Tommy	8	-4	0	0	0	0	-4	-0.5
TEAM	9	-26	0	0	0	0	-26	-2.9
Total.....	12	1450	3089	89	1004	129	5761	480.1
Opponents.....	12	1761	2477	73	1003	125	5439	453.2

Team Statistics

	ND	OPP					
SCORING	309	246					
Points Per Game	25.8	20.5					
FIRST DOWNS	238	215					
Rushing	79	92					
Passing	143	110					
Penalty	16	13					
RUSHING YARDAGE	1450	1761					
Yards gained rushing	1673	2022					
Yards lost rushing	223	261					
Rushing Attempts	366	440					
Average Per Rush	4.0	4.0					
Average Per Game	120.8	146.8					
TDs Rushing	10	15					
PASSING YARDAGE	3089	2477					
Comp-Att-Int	270-452-16	248-400-14					
Average Per Pass	6.8	6.2					
Average Per Catch	11.4	10.0					
Average Per Game	257.4	206.4					
TDs Passing	26	9					
TOTAL OFFENSE	4539	4238					
Total Plays	818	840					
Average Per Play	5.5	5.0					
Average Per Game	378.2	353.2					
KICK RETURNS: #-Yards	48-1004	52-1003					
PUNT RETURNS: #-Yards	15-89	12-73					
INT RETURNS: #-Yards	14-129	16-125					
KICK RETURN AVERAGE	20.9	19.3					
PUNT RETURN AVERAGE	5.9	6.1					
INT RETURN AVERAGE	9.2	7.8					
FUMBLES-LOST	16-8	16-7					
PENALTIES-Yards	55-509	80-685					
Average Per Game	42.4	57.1					
PUNTS-Yards	64-2444	75-2903					
Average Per Punt	38.2	38.7					
Net punt average	36.1	36.5					
TIME OF POSSESSION/Game	27:09	32:51					
3RD-DOWN Conversions	60/160	67/191					
3rd-Down Pct	38%	35%					
4TH-DOWN Conversions	4/10	11/20					
4th-Down Pct	40%	55%					
SACKS BY-Yards	26-164	20-112					
MISC YARDS	0	0					
TOUCHDOWNS SCORED	38	27					
FIELD GOALS-ATTEMPTS	15-15	18-22					
ON-SIDE KICKS	0-0	0-0					
RED-ZONE SCORES	34-41 83%	30-37 81%					
RED-ZONE TOUCHDOWNS	25-41 61%	15-37 41%					
PAT-ATTEMPTS	34-37 92%	24-24 100%					
ATTENDANCE	565565	283942					
Games/Avg Per Game	7/80795	4/70986					
Neutral Site Games		1/54251					
SCORE BY QUARTERS	1st	2nd	3rd	4th	OT	-	Total
Notre Dame	82	93	86	45	3	-	309
Opponents	69	59	55	57	6	-	246

MEDIA INFO

GAME NOTES

THE FIGHTING IRISH

COACHES & STAFF

2010 SEASON REVIEW

BOWL HISTORY

THIS IS NOTRE DAME

NOTRE DAME 2010 GAME-BY-GAME LINE-UPS

THE FIGHTING IRISH®

OFFENSIVE STARTERS BY GAME

DATE	OPPONENT	WR	WR	LT	LG	C	RG	RT	TE	WR	QB	RB
9/4	vs PUR	JONES	RIDDICK	MARTIN	STEWART	CAVE	ROBINSON	DEVER	RUDOLPH	FLOYD	CRIST	ALLEN
9/11	vs MICH	JONES	RIDDICK	MARTIN	STEWART	CAVE	ROBINSON	DEVER	RUDOLPH	FLOYD	CRIST	ALLEN
9/18	at MSU	JONES	RIDDICK	MARTIN	STEWART	CAVE	ROBINSON	DEVER	RUDOLPH	FLOYD	CRIST	ALLEN
9/25	vs STAN	EIFERT (TE)	RIDDICK	MARTIN	STEWART	CAVE	ROBINSON	DEVER	RUDOLPH	FLOYD	CRIST	ALLEN
10/2	at BC	GOODMAN	RIDDICK	MARTIN	STEWART	CAVE	ROBINSON	DEVER	RUDOLPH	FLOYD	CRIST	ALLEN
10/9	vs PITT	GOODMAN	RIDDICK	ROMINE	STEWART	CAVE	ROBINSON	MARTIN	RUDOLPH	FLOYD	CRIST	ALLEN
10/16	vs WMU	JONES	RIDDICK	ROMINE	STEWART	CAVE	ROBINSON	MARTIN	EIFERT	FLOYD	CRIST	C. WOOD
10/23	at NAVY	GOODMAN	JONES	MARTIN	STEWART	CAVE	ROBINSON	ROMINE	EIFERT	KAMARA	CRIST	ALLEN
10/30	vs TULSA	JONES	RAGONE (TE)	MARTIN	STEWART	CAVE	ROBINSON	DEVER	EIFERT	FLOYD	CRIST	C. WOOD
11/13	vs UTAH	KAMARA	RAGONE (TE)	MARTIN	STEWART	CAVE	ROBINSON	DEVER	EIFERT	FLOYD	REES	C. WOOD
11/20	vs ARMY	KAMARA	TOMA	MARTIN	STEWART	CAVE	ROBINSON	DEVER	EIFERT	FLOYD	REES	C. WOOD
11/27	at USC	KAMARA	TOMA	MARTIN	STEWART	CAVE	ROBINSON	DEVER	EIFERT	FLOYD	REES	C. WOOD

DEFENSIVE STARTERS BY GAME

DATE	OPPONENT	DE	NG	DE	OLB	ILB	ILB	OLB	CB	S	S	CB
9/4	vs PUR	JOHNSON	I. WILLIAMS	LEWIS-MOORE	FLEMING	CALABRESE	TE'O	NEAL	WALLS	H. SMITH	SLAUGHTER	G. GRAY
9/11	vs MICH	JOHNSON	I. WILLIAMS	LEWIS-MOORE	FLEMING	CALABRESE	TE'O	NEAL	WALLS	H. SMITH	MOTTA	G. GRAY
9/18	at MSU	JOHNSON	I. WILLIAMS	LEWIS-MOORE	FLEMING	CALABRESE	TE'O	NEAL	WALLS	H. SMITH	MOTTA	G. GRAY
9/25	vs STAN	JOHNSON	I. WILLIAMS	LEWIS-MOORE	FLEMING	CALABRESE	TE'O	NEAL	WALLS	H. SMITH	SLAUGHTER	G. GRAY
10/2	at BC	JOHNSON	I. WILLIAMS	LEWIS-MOORE	FLEMING	CALABRESE	TE'O	NEAL	WALLS	H. SMITH	SLAUGHTER	G. GRAY
10/9	vs PITT	JOHNSON	I. WILLIAMS	LEWIS-MOORE	FLEMING	CALABRESE	TE'O	NEAL	WALLS	H. SMITH	SLAUGHTER	G. GRAY
10/16	vs WMU	JOHNSON	I. WILLIAMS	LEWIS-MOORE	FLEMING	CALABRESE	TE'O	NEAL	WALLS	H. SMITH	MOTTA	G. GRAY
10/23	at NAVY	JOHNSON	I. WILLIAMS	LEWIS-MOORE	FLEMING	CALABRESE	TE'O	NEAL	WALLS	H. SMITH	MOTTA	G. GRAY
10/30	vs TULSA	JOHNSON	CWYNAR	LEWIS-MOORE	FLEMING	B. SMITH	TE'O	NEAL	WALLS	H. SMITH	MOTTA	G. GRAY
11/13	vs UTAH	JOHNSON	CWYNAR	LEWIS-MOORE	FLEMING	B. SMITH	TE'O	NEAL	WALLS	H. SMITH	MOTTA	G. GRAY
11/20	vs ARMY	JOHNSON	CWYNAR	LEWIS-MOORE	FLEMING	B. SMITH	TE'O	BLANTON (CB)	WALLS	H. SMITH	SLAUGHTER	G. GRAY
11/27	at USC	JOHNSON	CWYNAR	LEWIS-MOORE	FLEMING	B. SMITH	TE'O	NEAL	WALLS	H. SMITH	MOTTA	G. GRAY

SPECIALISTS BY GAME

DATE	OPPONENT	K	P
9/4	vs PUR	RUFFER	TURK
9/11	vs MICH	RUFFER	TURK
9/18	at MSU	RUFFER	TURK
9/25	vs STAN	RUFFER	TURK
10/2	at BC	RUFFER	TURK
10/9	vs PITT	RUFFER	TURK
10/16	vs WMU	RUFFER	TURK
10/23	at NAVY	RUFFER	TURK
10/30	vs TULSA	RUFFER	TURK
11/13	vs UTAH	RUFFER	TURK
11/20	vs ARMY	RUFFER	TURK
11/27	at USC	RUFFER	TURK



NOTRE DAME 2010 GAME-BY-GAME OFFENSIVE STATS

	PUR 9/4	MICH 9/11	@MSU 9/18	STAN 9/25	@BC 10/2	PITT 10/9	WMU 10/16	@NAVY 10/23	TULSA 10/30	UTAH 11/13	vs. ARMY 11/20	USC 11/27	Season Totals
First Downs	20	23	28	19	18	22	17	22	26	13	15	15	238
Rushing	10	8	5	4	4	9	6	7	7	4	7	8	79
Passing	10	12	20	15	12	12	10	15	15	7	8	7	143
Penalty	0	3	3	0	2	1	1	0	4	2	0	0	16
Third Downs	12	14	12	13	19	12	13	12	14	10	14	15	160
Converted	6	4	5	4	8	4	5	6	3	2	8	5	60
Efficiency	50.0%	28.6%	41.7%	30.8%	42.1%	33.3%	38.5%	50.0%	21.4%	20.0%	57.1%	33.3%	37.5%
Fourth Downs	0	0	1	1	1	0	2	3	1	1	0	0	10
Converted	0	0	0	0	0	0	2	1	1	0	0	0	4
Efficiency	0.0%	0.0%	0.0%	0.0%	0.0%	0.0%	100.0%	33.3%	100.0%	0.0%	0.0%	0.0%	40.0%
Total Net Yards	358	535	461	351	315	329	448	363	458	256	369	296	4539
Plays	62	76	81	68	76	70	64	68	80	49	58	66	818
Avg. Per Play	5.8	7.0	5.7	5.2	4.1	4.7	7.0	5.3	5.7	5.2	6.4	4.5	5.5
Net Yards Rushing	153	154	92	44	112	87	149	106	124	127	155	147	1450
Attempts	36	32	26	23	31	31	34	30	24	29	38	32	366
Avg. Per Rush	4.3	4.8	3.5	1.9	3.6	2.8	4.4	3.5	5.2	4.4	4.1	4.6	4.0
Touchdowns	1	1	0	0	2	1	2	1	0	0	1	1	10
Net Yards Passing	205	381	369	307	203	242	299	257	334	129	214	149	3089
Attempts	26	44	55	45	45	39	30	38	56	20	20	34	452
Completions	19	21	32	26	24	24	20	25	33	13	13	20	270
Completion Pct.	73.1%	47.7%	58.2%	57.8%	53.3%	61.5%	66.7%	65.8%	58.9%	65.0%	65.0%	58.8%	59.7%
Yards Per Attempt	7.88	8.66	6.71	6.82	4.51	6.21	9.97	6.76	5.96	6.45	10.70	4.38	6.83
Touchdowns	1	2	4	1	2	1	4	1	4	3	1	2	26
Interceptions	0	3	1	1	1	0	1	2	3	0	1	3	16
Sacked	3	1	1	3	1	3	3	1	1	2	0	1	20
Yards Lost	10	11	6	16	6	20	19	5	7	7	0	5	112
Touchdowns	2	3	4	1	4	2	6	2	4	4	3	3	38
Rushing	1	1	0	0	2	1	2	1	0	0	1	1	10
Passing	1	2	4	1	2	1	4	1	4	3	1	2	26
Returns	0	0	0	0	0	0	0	0	0	1	1	0	2
Penalties	2	4	7	6	2	6	9	1	7	5	5	1	55
Yards Lost	15	29	70	62	22	60	80	15	46	45	55	10	509
Fumbles	3	0	3	1	2	1	2	0	1	0	1	2	16
Fumbles Lost	1	0	2	1	2	0	0	0	1	0	0	1	8
Punts	3	8	5	5	8	5	5	1	8	6	4	6	64
Total Yards	95	310	181	160	313	233	208	43	329	216	135	225	2448
Gross Avg.	31.7	38.8	36.2	32.0	39.1	46.6	41.6	43.0	41.1	36.0	33.8	37.5	38.3
Net Avg.	31.7	38.8	36.2	31.2	39.0	47.0	37.6	43.0	27.1	36.3	33.8	36.8	36.1
Inside-the-20	1	4	3	1	3	3	1	0	2	2	2	1	23
Touchbacks	0	0	0	0	0	0	1	0	2	0	0	0	3
FGs Attempted	3	1	1	2	1	3	1	1	0	0	2	0	15
FGs Made	3	1	1	2	1	3	1	1	0	0	2	0	15
PATs Made-Att.	2-2	3-3	4-4	1-1	4-4	2-2	5-6	2-2	3-4	4-4	3-3	2-3	35-38
Kicking M-A	2-2	3-3	4-4	0-0	4-4	2-2	5-6	2-2	3-4	4-4	3-3	2-3	34-37
2-pt Rushing M-A	0-0	0-0	0-0	1-1	0-0	0-0	0-0	0-0	0-0	0-0	0-0	0-0	1-1
2-pt Passing M-A	0-0	0-0	0-0	0-0	0-0	0-0	0-0	0-0	0-0	0-0	0-0	0-0	0-0
Kickoffs-EZ-TB	7-2-1	5-4-1	5-1-1	4-1-0	6-0-0	6-0-0	8-5-2	4-0-0	5-4-3	5-1-1	6-0-0	4-0-0	65-18-9
Safeties	0	0	0	0	0	0	0	0	0	0	0	0	0
Points Scored	23	24	31	14	31	23	44	17	27	28	27	20	309
Time of Possession	24:55	25:51	25:36	23:35	28:05	28:38	30:35	24:11	29:55	25:25	30:43	28:25	27:09
Net Turnover Ratio	+1	-3	-2	+1	-1	+2	+3	-2	-2	+2	+1	-3	-3
	PUR 9/4	MICH 9/11	@MSU 9/18	STAN 9/25	@BC 10/2	PITT 10/9	WMU 10/16	@NAVY 10/23	TULSA 10/30	UTAH 11/13	vs. ARMY 11/20	USC 11/27	Season Totals

MEDIA INFO

GAME NOTES

THE FIGHTING IRISH

COACHES & STAFF

2010 SEASON REVIEW

BOWL HISTORY

THIS IS NOTRE DAME



OPPONENT 2010 GAME-BY-GAME OFFENSIVE STATS

	PUR	MICH	@MSU	STAN	@BC	PITT	WMU	@NAVY	TULSA	UTAH	vs. ARMY	USC		Season
	9/4	9/11	9/18	9/25	10/2	10/9	10/16	10/23	10/30	11/13	11/20	11/27		Totals
First Downs	20	22	26	25	13	18	16	21	18	16	8	12		215
Rushing	8	9	10	11	2	7	4	18	8	5	6	4		92
Passing	12	13	14	12	9	10	9	2	9	10	2	8		110
Penalty	0	0	2	2	2	1	3	1	1	1	0	0		13
Third Downs	17	16	17	16	19	15	14	13	16	15	16	17		191
Converted	5	3	6	11	4	5	2	10	6	4	7	4		67
Efficiency	29.4%	18.8%	35.3%	68.8%	21.1%	33.3%	14.3%	76.9%	37.5%	26.7%	43.8%	23.5%		35.1%
Fourth Downs	4	1	2	0	0	4	2	0	0	4	0	3		20
Converted	2	1	2	0	0	1	2	0	0	1	0	2		11
Efficiency	50.0%	100.0%	100.0%	0.0%	0.0%	25.0%	100.0%	0.0%	0.0%	0.0%	0.0%	66.7%		55.0%
Total Net Yards	322	532	477	404	270	382	314	438	399	265	174	261		4238
Plays	74	81	77	76	70	70	69	62	73	69	51	68		840
Avg. Per Play	4.4	6.6	6.2	5.3	3.9	5.5	4.6	7.1	5.5	3.8	3.4	3.8		5.0
Net Yards Rushing	102	288	203	166	5	110	37	367	203	71	135	74		1761
Attempts	32	41	43	44	23	31	26	60	39	29	43	29		440
Avg. Per Rush	3.2	7.0	4.7	3.8	0.2	3.5	1.4	6.1	5.2	2.4	3.1	2.6		4.0
Touchdowns	1	3	2	1	0	1	2	4	0	0	0	1		15
Net Yards Passing	220	244	274	238	265	272	277	71	196	194	39	187		2477
Attempts	42	40	34	32	47	39	43	2	34	40	8	39		400
Completions	31	24	24	19	27	27	28	2	18	24	2	22		248
Completion Pct.	73.8%	60.0%	70.6%	59.4%	57.4%	69.2%	65.1%	100.0%	52.9%	60.0%	25.0%	56.4%		62.0%
Yards Per Attempt	5.24	6.10	8.06	7.44	5.64	6.97	6.44	35.50	5.76	4.85	4.88	4.79		6.19
Touchdowns	0	1	3	1	1	1	0	1	1	0	0	0		9
Interceptions	2	0	1	2	2	1	2	0	0	1	2	1		14
Sacked	4	0	4	0	5	2	4	0	5	2	0	0		26
Yards Lost	34	0	22	0	24	14	27	0	26	17	0	0		164
Touchdowns	1	4	5	3	1	2	2	5	3	0	0	1		27
Rushing	1	3	2	1	0	1	2	4	1	0	0	1		16
Passing	0	1	3	1	1	1	0	1	0	0	0	0		8
Returns	0	0	0	1	0	0	0	0	2	0	0	0		3
Penalties	5	8	11	5	12	3	2	0	12	11	3	8		80
Yards Lost	33	99	79	30	120	23	23	0	133	70	28	47		685
Fumbles	1	1	0	1	0	3	5	0	2	1	1	0		15
Fumbles Lost	0	0	0	1	0	1	2	0	2	1	0	0		7
Punts	6	10	8	1	11	3	6	3	7	6	7	7		75
Total Yards	252	375	365	37	443	142	212	117	285	157	261	257		2903
Gross Avg.	42.0	37.5	45.6	37.0	40.3	47.3	35.3	39.0	40.7	26.2	37.3	36.7		38.7
Net Avg.	35.7	34.6	37.2	37.0	40.6	48.0	35.3	39.0	41.0	21.7	37.9	33.9		36.5
Inside-the-20	2	3	2	1	3	1	1	2	3	1	2	4		25
Touchbacks	0	1	2	0	0	0	0	0	0	0	0	1		4
FGs Attempted	1	2	0	5	1	2	2	0	3	1	1	3		21
FGs Made	1	0	0	5	1	1	2	0	2	1	1	3		17
PATs Made-Att.	1-1	4-4	4-4	3-3	1-1	2-2	2-2	5-5	2-3	0-0	0-0	1-1		25-26
Kicking M-A	1-1	4-4	4-4	2-2	1-1	2-2	2-2	5-5	2-2	0-0	0-0	1-1		24-24
2-pt Rushing M-A	0-0	0-0	0-0	0-0	0-0	0-0	0-0	0-0	0-0	0-0	0-0	0-0		0-0
2-pt Passing M-A	0-0	0-0	0-0	1-1	0-0	0-0	0-0	0-0	0-1	0-0	0-0	0-0		1-2
Kickoffs-EZ-TB	3-1-1	5-1-1	5-0-0	9-7-3	4-0-0	4-0-0	5-3-2	6-0-0	6-0-0	2-0-0	2-0-0	5-4-0		56-16-7
Safeties	1	0	0	0	0	0	0	0	0	0	0	0		1
Points Scored	12	28	34	37	13	17	20	35	28	3	3	16		246
Time of Possession	35:05	34:09	34:24	36:25	31:55	31:22	29:25	35:49	30:05	34:35	29:17	31:35		32:51
	PUR	MICH	@MSU	STAN	@BC	PITT	WMU	@NAVY	TULSA	UTAH	vs. ARMY	USC		Season
	9/4	9/11	9/18	9/25	10/2	10/9	10/16	10/23	10/30	11/13	11/20	11/27		Totals

NOTRE DAME 2010 GAME-BY-GAME PASSING STATS

*Bold denotes TD

PASSING		DAYNE CRIST -- QB											NATE MONTANA -- QB													
DATE	OPPONENT	GS	Comp	Att	Yds	Pct.	Y/A	TD	INT	Lg*	S	YL	Effic.	GS	Comp	Att	Yds	Pct.	Y/A	TD	INT	Lg*	S	YL	Effic.	
9/4	vs PUR	X	19	26	205	73.1	7.88	1	0	34	3	10	152.0													
9/11	vs MICH	X	13	25	277	52.0	11.08	2	1	95	1	11	163.5		8	17	104	47.1	6.12	0	1	37	0	0	86.7	
9/18	at MSU	X	32	55	369	58.2	6.71	4	1	24	1	6	134.9													
9/25	vs STAN	X	25	44	304	56.8	6.91	1	1	37	2	9	117.8													
10/2	at BC	X	24	44	203	54.5	4.61	2	1	35	1	6	103.8													
10/9	vs PITT	X	24	39	242	61.54	6.205	1	0	37	3	20	122.1													
10/16	vs WMU	X	18	28	255	64.3	9.11	3	1	80	3	19	169.0		1	1	12	100.0	12.00	0	0	12	0	0	200.8	
10/23	at NAVY	X	19	31	178	61.29	5.742	1	2	21	1	5	107.3													
10/30	vs TULSA	X	0	2	0	.0	.00	0	0	0	0	0	0.0													
11/13	vs UTAH																									
11/20	vs ARMY														0	0	0	.0	.00	0	0	0	0	0	0	####
11/27	at USC																									
2010 Totals		9	174	294	2033	59.2	6.91	15	7	95	15	86	129.3	0	9	18	116	50.0	6.44	0	1	37	0	0	93.0	
Career Totals		9	184	314	2163	58.6	6.89	16	8	95	16	93	128.2	0	9	18	116	50.0	6.44	0	1	43	0	0	93.0	

PASSING		TOMMY REES -- QB																								
DATE	OPPONENT	GS	Comp	Att	Yds	Pct.	Y/A	TD	INT	Lg*	S	YL	Effic.	GS	Comp	Att	Yds	Pct.	Y/A	TD	INT	Lg*	S	YL	Effic.	
9/4	vs PUR																									
9/11	vs MICH		0	2	0	.0	.00	0	1	0	0	0	-100.0													
9/18	at MSU																									
9/25	vs STAN																									
10/2	at BC		0	0	0	.0	.00	0	0	0	0	0	####													
10/9	vs PITT																									
10/16	vs WMU		0	0	0	.0	.00	0	0	0	0	0	####													
10/23	at NAVY		6	7	79	85.71	11.29	0	0	23	0	0	180.5													
10/30	vs TULSA		33	54	334	61.1	6.19	4	3	26	1	7	126.4													
11/13	vs UTAH	X	13	20	129	65.0	6.45	3	0	26	2	7	168.7													
11/20	vs ARMY	X	13	20	214	65.0	10.70	1	1	35	0	0	161.4													
11/27	at USC	X	20	32	149	62.5	4.656	2	3	22	1	5	103.5													
2010 Totals		3	85	135	905	63.0	6.70	10	8	35	4	19	131.9	0	0	0	0	0.0	0.00	0	0	0	0	0	0	####
Career Totals		3	85	135	905	63.0	6.70	10	8	35	4	19	131.9	0	0	0	0	.0	.00	0	0	0	0	0	0	####

MEDIA INFO

GAME NOTES

THE FIGHTING IRISH

COACHES & STAFF

2010 SEASON REVIEW

BOWL HISTORY

THIS IS NOTRE DAME



NOTRE DAME 2010 GAME-BY-GAME RUSHING STATS

* Bold denotes TD

RUSHING		ARMANDO ALLEN -- RB					JONAS GRAY -- RB					ROBERT HUGHES -- RB/FB					CIERRE WOOD -- RB					CAMERON ROBERSON -- RB				
DATE	OPPONENT	No	Yds	Avg	Lg*	TD	No	Yds	Avg	Lg*	TD	No	Yds	Avg	Lg*	TD	No	Yds	Avg	Lg*	TD	No	Yds	Avg	Lg*	TD
9/4	vs PUR	18	93	5.2	22	1	0	0	0.0	0	0	0	0	0.0	0	0	7	58	8.3	16	0	DID NOT PLAY				
9/11	vs MICH	15	89	5.9	29	0	1	10	10.0	10	0	0	0	0.0	0	0	6	10	1.7	10	0	DID NOT PLAY				
9/18	at MSU	13	71	5.5	14	0	3	12	4.0	8	0	0	0	0.0	0	0	3	3	1.0	2	0	DID NOT PLAY				
9/25	vs STAN	15	49	3.3	9	0	4	12	3.0	11	0	0	0	0.0	0	0	0	0	0.0	0	0	DID NOT PLAY				
10/2	at BC	19	90	4.7	30	1	DID NOT PLAY					4	12	3.0	5	0	1	6	6.0	6	0	DID NOT PLAY				
10/9	vs PITT	13	56	4.3	10	0	DID NOT PLAY					1	3	3.0	3	0	7	28	4.0	9	0	DID NOT PLAY				
10/16	vs WMU	3	0	0.0	3	0	DID NOT PLAY					8	63	7.9	30	0	11	63	5.7	39	1	DID NOT PLAY				
10/23	at NAVY	11	66	6.0	19	0	DID NOT PLAY					0	0	0.0	0	0	8	17	2.1	11	1	DID NOT PLAY				
10/30	vs TULSA	DID NOT PLAY					DID NOT PLAY					4	12	3.0	5	0	16	58	3.6	18	0	DID NOT PLAY				
11/13	vs UTAH	DID NOT PLAY					3	44	14.7	36	0	4	21	5.3	12	0	19	71	3.7	20	0	DID NOT PLAY				
11/20	vs ARMY	DID NOT PLAY					9	22	2.4	5	0	9	39	4.3	11	1	14	88	6.3	25	0	DID NOT PLAY				
11/27	at USC	DID NOT PLAY					0	0	0.0	0	0	11	69	6.3	13	1	15	89	5.9	28	0	DID NOT PLAY				
2010 Totals		107	514	4.8	30	2	20	100	5.0	36	0	41	219	5.3	30	2	107	491	4.6	39	2	0	0	###	0	0
Career Totals		469	2144	4.6	30	8	75	309	4.1	36	0	294	1311	4.5	45	15	107	491	4.6	39	2	0	0	###	0	0

RUSHING		THEO RIDDICK -- WR																								
DATE	OPPONENT	No	Yds	Avg	Lg*	TD	No	Yds	Avg	Lg*	TD	No	Yds	Avg	Lg*	TD	No	Yds	Avg	Lg*	TD	No	Yds	Avg	Lg*	TD
9/4	vs PUR	0	0	0.0	0	0																				
9/11	vs MICH	2	3	1.5	3	0																				
9/18	at MSU	0	0	0.0	0	0																				
9/25	vs STAN	0	0	0.0	0	0																				
10/2	at BC	0	0	0.0	0	0																				
10/9	vs PITT	0	0	0.0	0	0																				
10/16	vs WMU	0	0	0.0	0	0																				
10/23	at NAVY	DID NOT PLAY																								
10/30	vs TULSA	DID NOT PLAY																								
11/13	vs UTAH	DID NOT PLAY																								
11/20	vs ARMY	DID NOT PLAY																								
11/27	at USC	1	-6	-6.0	-6	0																				
2010 Totals		3	-3	-1.0	3	0	0	0	###	0	0	0	0	0	###	0	0	0	###	0	0	0	0	0	0	0
Career Totals		32	157	4.9	24	0	0	0	###	0	0	0	0	0	###	0	0	0	###	0	0	###	0	0	0	0

RUSHING		DAYNE CRIST -- QB					NATE MONTANA -- QB					TOMMY REES -- QB														
DATE	OPPONENT	No	Yds	Avg	Lg*	TD	No	Yds	Avg	Lg*	TD	No	Yds	Avg	Lg*	TD	No	Yds	Avg	Lg*	TD	No	Yds	Avg	Lg*	TD
9/4	vs PUR	9	6	0.7	12	0	DID NOT PLAY					DID NOT PLAY														
9/11	vs MICH	4	19	4.8	19	1	4	23	5.8	10	0	0	0	0.0	0	0										
9/18	at MSU	6	8	1.3	6	0	DID NOT PLAY					DID NOT PLAY														
9/25	vs STAN	4	-17	-4.3	0	0	DID NOT PLAY					DID NOT PLAY														
10/2	at BC	6	5	0.8	7	1	DID NOT PLAY					0	0	0.0	0	0										
10/9	vs PITT	7	5	0.7	10	1	DID NOT PLAY					DID NOT PLAY														
10/16	vs WMU	5	-6	-1.2	9	1	5	2	0.4	2	0	0	0	0.0	0	0										
10/23	at NAVY	10	25	2.5	14	0	DID NOT PLAY					0	0	0.0	0	0										
10/30	vs TULSA	1	29	29.0	29	0	DID NOT PLAY					2	5	2.5	12	0										
11/13	vs UTAH	DID NOT PLAY					DID NOT PLAY					2	-7	-3.5	0	0										
11/20	vs ARMY	DID NOT PLAY					0	0	0.0	0	0	3	1	0.3	4	0										
11/27	at USC	DID NOT PLAY					DID NOT PLAY					4	-3	-0.8	1	0										
2010 Totals		52	74	1.4	29	4	9	25	2.8	10	0	11	-4	-0.4	12	0										
Career Totals		57	90	1.6	29	4	9	25	2.8	10	0	11	-4	-0.4	12	0										

THE FIGHTING IRISH®



NOTRE DAME 2010 GAME-BY-GAME RECEIVING STATS

* Bold denotes TD

RECEIVING DATE OPPONENT	MICHAEL FLOYD -- WR					JOHN GOODMAN -- WR					TJ JONES -- WR					DUVAL KAMARA -- WR					THEO RIDDICK -- WR				
	No	Yds	Avg	Lg*	TD	No	Yds	Avg	Lg*	TD	No	Yds	Avg	Lg*	TD	No	Yds	Avg	Lg*	TD	No	Yds	Avg	Lg*	TD
9/4 vs PUR	5	82	16.4	34	0	0	0	0.0	0	0	3	41	13.7	21	1	1	12	12.0	12	0	2	13	6.5	7	0
9/11 vs MICH	5	66	13.2	17	0	0	0	0.0	0	0	3	73	24.3	53	1	0	0	0.0	0	0	2	39	19.5	37	0
9/18 at MSU	6	81	13.5	24	2	0	0	0.0	0	0	2	10	5.0	7	0	0	0	0.0	0	0	10	128	12.8	24	1
9/25 vs STAN	8	110	13.8	37	0	5	59	11.8	20	0	1	21	21.0	21	0	DID NOT PLAY					7	71	10.1	22	1
10/2 at BC	4	69	17.3	35	0	3	19	6.3	9	0	1	14	14.0	14	0	0	0	0.0	0	0	9	69	7.7	20	1
10/9 vs PITT	7	59	8.4	14	1	2	15	7.5	9	0	1	37	37.0	37	0	DID NOT PLAY					7	75	10.7	16	0
10/16 vs WMU	9	157	17.4	80	3	0	0	0.0	0	0	1	7	7.0	7	0	0	0	0.0	0	0	1	11	11.0	11	0
10/23 at NAVY	DID NOT PLAY					2	10	5.0	6	0	5	53	10.6	17	1	6	56	9.3	21	0	DID NOT PLAY				
10/30 vs TULSA	11	104	9.5	26	2	2	13	6.5	9	0	5	31	6.2	9	0	DID NOT PLAY					DID NOT PLAY				
11/13 vs UTAH	4	39	9.8	24	1	0	0	0.0	0	0	DID NOT PLAY					2	38	19.0	26	2	DID NOT PLAY				
11/20 vs ARMY	3	63	21.0	33	0	0	0	0.0	0	0	0	0	0.0	0	0	1	5	5.0	5	0	DID NOT PLAY				
11/27 at USC	11	86	7.8	19	1	0	0	0.0	0	0	0	0	0.0	0	0	1	1	1.0	1	1	1	6	6.0	6	0
2010 Totals	73	916	12.5	80	10	14	116	8.3	20	0	22	287	13.0	53	3	11	112	10.2	26	3	39	412	10.6	37	3
Career Totals	165	2430	14.7	88	26	20	220	11.0	64	1	22	287	13.0	53	3	86	893	10.4	35	9	45	455	10.1	37	3

RECEIVING DATE OPPONENT	ROBBY TOMA -- WR					BOBBY BURGER -- TE					TYLER EIFERT -- TE					MIKE RAGONE -- TE					KYLE RUDOLPH -- TE				
	No	Yds	Avg	Lg*	TD	No	Yds	Avg	Lg*	TD	No	Yds	Avg	Lg*	TD	No	Yds	Avg	Lg*	TD	No	Yds	Avg	Lg*	TD
9/4 vs PUR	DID NOT PLAY					0	0	0.0	0	0	0	0	0.0	0	0	DID NOT PLAY					5	43	8.6	12	0
9/11 vs MICH	0	0	0.0	0	0	0	0	0.0	0	0	1	17	17.0	17	0	0	0	0.0	0	0	8	164	20.5	95	1
9/18 at MSU	0	0	0.0	0	0	0	0	0.0	0	0	0	0	0.0	0	0	0	0	0.0	0	0	8	80	10.0	18	1
9/25 vs STAN	DID NOT PLAY					0	0	0.0	0	0	0	0	0.0	0	0	0	0	0.0	0	0	1	1	1.0	1	0
10/2 at BC	DID NOT PLAY					0	0	0.0	0	0	DID NOT PLAY					0	0	0.0	0	0	1	2	2.0	2	1
10/9 vs PITT	DID NOT PLAY					0	0	0.0	0	0	DID NOT PLAY					1	11	11.0	11	0	5	38	7.6	12	0
10/16 vs WMU	1	11	11.0	11	0	0	0	0.0	0	0	4	72	18.0	39	1	1	12	12.0	12	0	DID NOT PLAY				
10/23 at NAVY	2	26	13.0	20	0	0	0	0.0	0	0	4	42	10.5	23	0	1	9	9.0	9	0	DID NOT PLAY				
10/30 vs TULSA	4	67	16.8	26	0	0	0	0.0	0	0	5	61	12.2	21	0	0	0	0.0	0	0	DID NOT PLAY				
11/13 vs UTAH	1	5	5.0	5	0	0	0	0.0	0	0	2	15	7.5	14	0	0	0	0.0	0	0	DID NOT PLAY				
11/20 vs ARMY	4	63	15.8	22	0	0	0	0.0	0	0	4	78	19.5	35	1	0	0	0.0	0	0	DID NOT PLAY				
11/27 at USC	2	15	7.5	8	0	0	0	0.0	0	0	3	36	12.0	22	0	0	0	0.0	0	0	DID NOT PLAY				
2010 Totals	14	187	13.4	26	0	0	0	####	0	0	23	321	14.0	39	2	3	32	10.7	12	0	28	328	11.7	95	3
Career Totals	17	208	12.2	26	0	2	10	5.0	9	0	23	321	14.0	39	0	10	99	9.9	30	0	90	1032	11.5	95	8

RECEIVING DATE OPPONENT	ARMANDO ALLEN -- RB					JONAS GRAY -- RB					ROBERT HUGHES -- RB/FB					CIERRE WOOD -- RB									
	No	Yds	Avg	Lg*	TD	No	Yds	Avg	Lg*	TD	No	Yds	Avg	Lg*	TD	No	Yds	Avg	Lg*	TD	No	Yds	Avg	Lg*	TD
9/4 vs PUR	1	0	0.0	0	0	0	0	0.0	0	0	0	0	0.0	0	0	2	14	7.0	11	0					
9/11 vs MICH	1	9	9.0	9	0	1	13	13.0	13	0	0	0	0.0	0	0	0	0	0.0	0	0					
9/18 at MSU	6	70	11.7	18	0	0	0	0.0	0	0	0	0	0.0	0	0	0	0	0.0	0	0					
9/25 vs STAN	2	2	1.0	4	0	0	0	0.0	0	0	2	43	21.5	37	0	0	0	0.0	0	0					
10/2 at BC	4	26	6.5	24	0	DID NOT PLAY					0	0	0.0	0	0	2	4	2.0	7	0					
10/9 vs PITT	1	7	7.0	7	0	DID NOT PLAY					0	0	0.0	0	0	0	0	0.0	0	0					
10/16 vs WMU	0	0	0.0	0	0	DID NOT PLAY					0	0	0.0	0	0	3	29	9.7	18	0					
10/23 at NAVY	2	24	12.0	17	0	DID NOT PLAY					0	0	0.0	0	0	3	37	12.3	23	0					
10/30 vs TULSA	DID NOT PLAY					DID NOT PLAY					1	1	1.0	1	0	5	57	11.4	14	2					
11/13 vs UTAH	DID NOT PLAY					0	0	0.0	0	0	2	7	3.5	4	0	2	25	12.5	17	0					
11/20 vs ARMY	DID NOT PLAY					0	0	0.0	0	0	0	0	0.0	0	0	1	5	5.0	5	0					
11/27 at USC	DID NOT PLAY					0	0	0.0	0	0	1	8	8.0	8	0	1	-3	-3.0	-3	0					
2010 Totals	17	138	8.1	24	0	1	13	13.0	13	0	6	59	9.8	37	0	19	168	8.8	23	2	0	0	####	0	0
Career Totals	119	833	7.0	41	3	5	67	13.4	23	0	42	362	8.6	37	0	19	168	8.8	23	2	0	0	####	0	0

MEDIA INFO

GAME NOTES

THE FIGHTING IRISH

COACHES & STAFF

2010 SEASON REVIEW

BOWL HISTORY

THIS IS NOTRE DAME



NOTRE DAME 2010 GAME-BY-GAME KICKING STATS

THE FIGHTING IRISH®

KICKING		DAVID RUFFER -- K												
DATE	OPPONENT	PATs			FIELD GOALS				Total Points	FIELD GOAL ACCURACY				
		XPM	XPA	Pct.	FGM	FGA	Pct.	Lg		18-19 Yds	20-29 Yds	30-39 Yds	40-49 Yds	50+ Yds
9/4	vs PUR	2	2	100%	3	3	100%	46	11	0 - 0	1 - 1	1 - 1	1 - 1	0 - 0
9/11	vs MICH	3	3	100%	1	1	100%	24	6	0 - 0	1 - 1	0 - 0	0 - 0	0 - 0
9/18	at MSU	4	4	100%	1	1	100%	33	7	0 - 0	0 - 0	1 - 1	0 - 0	0 - 0
9/25	vs STAN	1	1	100%	2	2	100%	40	7	0 - 0	1 - 1	0 - 0	1 - 1	0 - 0
10/2	at BC	4	4	100%	1	1	100%	37	7	0 - 0	0 - 0	1 - 1	0 - 0	0 - 0
10/9	vs PITT	2	2	100%	3	3	100%	50	11	0 - 0	0 - 0	2 - 2	0 - 0	1 - 1
10/16	vs WMU	5	6	83%	1	1	100%	33	8	0 - 0	0 - 0	1 - 1	0 - 0	0 - 0
10/23	at NAVY	2	2	100%	1	1	100%	45	5	0 - 0	0 - 0	0 - 0	1 - 1	0 - 0
10/30	vs TULSA	3	4	75%	0	0	0%	-	3	0 - 0	0 - 0	0 - 0	0 - 0	0 - 0
11/13	vs UTAH	4	4	100%	0	0	0%	-	4	0 - 0	0 - 0	0 - 0	0 - 0	0 - 0
11/20	vs ARMY	3	3	100%	2	2	100%	47	9	0 - 0	0 - 0	1 - 1	1 - 1	0 - 0
11/27	at USC	2	3	67%	0	0	0%	-	2	0 - 0	0 - 0	0 - 0	0 - 0	0 - 0
2010 Totals		35	38	92%	15	15	100%	50	80	0 - 0	3 - 3	7 - 7	4 - 4	1 - 1
Career Totals		44	48	92%	20	20	100%	50	104	0 - 0	5 - 5	8 - 8	6 - 6	1 - 1
										#DIV/0!	100.0%	100.0%	100.0%	100.0%

RUFFER OVERALL SPLITS	HOME	AWAY	GRASS	TURF	Last 2 Min
2010 Totals	10 - 10	5 - 5	13 - 13	2 - 2	1 - 1
	100.0%	100.0%	100.0%	100.0%	100.0%

PUNTING		BEN TURK - P								
DATE	OPPONENT	No	Yds	Gross	TB	In-20	Lg	Blk	Net	Punt Yardages*
9/11	vs MICH	8	310	38.8	0	4	47	0	38.8	38, 37, 47, 44, 45, 29, 36, 34
9/18	at MSU	5	181	36.2	0	3	44	0	36.2	41, 20, 39, 37, 44
9/25	vs STAN	5	160	32.0	0	1	46	0	31.2	22, 38, 37, 17, 46
10/2	at BC	8	313	39.1	0	3	53	0	39.0	33, 33, 43, 42, 53, 34, 41, 34
10/9	vs PITT	5	233	46.6	0	3	51	0	47.0	51, 42, 51, 49, 40
10/16	vs WMU	5	204	40.8	1	1	50	0	37.6	28, 35, 46, 45, 50
10/23	at NAVY	1	43	43.0	0	0	43	0	43.0	43
10/30	vs TULSA	8	329	41.1	2	2	56	0	27.1	44, 53, 28, 37, 56, 36, 38, 37
11/13	vs UTAH	6	216	36.0	0	2	41	0	36.3	41, 36, 35, 36, 29, 39
11/20	vs ARMY	4	135	33.8	0	2	49	0	33.8	29, 49, 22, 35
11/27	at USC	6	225	37.5	0	1	49	0	36.8	49, 22, 45, 35, 34, 40
2010 Totals		64	2444	38.2	3	23	56	0	36.1	* Punts In-the-20 are BOLDED
Career Totals		90	3438	38.2	5	32	53	0	35.7	* Touchbacks are <u>UNDERLINED</u>



NOTRE DAME 2010 GAME-BY-GAME DEFENSIVE STATS

* Bold denotes TD

ROBERT BLANTON -- CB										
DATE	OPPONENT	TT	ST	AT	S - YL	TFL - YDS	INT - Ret.*	PBU	FF	FR - Ret.*
9/4	vs PUR	4	2	2	0 - 0	0 - 0	0 - 0	0	0	0 - 0
9/11	vs MICH	4	2	2	0 - 0	1 - 2	0 - 0	0	0	0 - 0
9/18	at MSU	4	2	2	0 - 0	0 - 0	0 - 0	1	0	0 - 0
9/25	vs STAN	4	2	2	0 - 0	0 - 0	0 - 0	1	0	0 - 0
10/2	at BC	2	2	0	1 - 6	2 - 11	1 - -1	0	0	0 - 0
10/9	vs PITT	3	3	0	0 - 0	0 - 0	0 - 0	1	0	0 - 0
10/16	vs WMU	6	3	3	0 - 0	2 - 3	0 - 0	0	0	0 - 0
10/23	at NAVY	1	0	1	0 - 0	0 - 0	0 - 0	0	0	0 - 0
10/30	vs TULSA	5	3	2	0 - 0	1.5 - 3	0 - 0	0	0	0 - 0
11/13	vs UTAH	2	2	0	0 - 0	0.0 - 0	0 - 0	1	0	0 - 0
11/20	vs ARMY	4	1	3	0 - 0	0.5 - 0	0 - 0	0	0	0 - 0
11/27	at USC	5	4	1	0 - 0	0.0 - 0	0 - 0	0	0	0 - 0
2010 Totals		44	26	18	1.0 - 6.0	7 - 19	1 - -1	4	0	0 - 0
Career Totals		115	73	42	1.0 - 6.0	11 - 34	5 - 46	9	0	0 - 0

CARLO CALABRESE -- ILB										
DATE	OPPONENT	TT	ST	AT	S - YL	TFL - YDS	INT - Ret.*	PBU	FF	FR - Ret.*
9/4	vs PUR	9	7	2	0 - 0	0 - 0	0 - 0	0	0	0 - 0
9/11	vs MICH	10	3	7	0 - 0	0 - 0	0 - 0	0	0	0 - 0
9/18	at MSU	4	1	3	1.5 - 7	1.5 - 7	0 - 0	0	0	0 - 0
9/25	vs STAN	4	1	3	0 - 0	0 - 0	0 - 0	0	0	0 - 0
10/2	at BC	10	8	2	1 - 4	3.5 - 11	0 - 0	0	0	0 - 0
10/9	vs PITT	8	3	5	0 - 0	0 - 0	0 - 0	0	0	0 - 0
10/16	vs WMU	7	3	4	0 - 0	0 - 0	0 - 0	0	0	0 - 0
10/23	at NAVY	5	0	5	0 - 0	0 - 0	0 - 0	0	0	0 - 0
10/30	vs TULSA	DID NOT PLAY								
11/13	vs UTAH	DID NOT PLAY								
11/20	vs ARMY	1	1	0	0 - 0	0.0 - 0	0 - 0	0	0	0 - 0
11/27	at USC	1	0	1	0 - 0	0.0 - 0	0 - 0	0	0	0 - 0
2010 Totals		59	27	32	2.5 - 11.0	5 - 18	0 - 0	0	0	0 - 0
Career Totals		59	27	32	2.5 - 11.0	5 - 18	0 - 0	0	0	0 - 0

SEAN Cwynar -- NG										
DATE	OPPONENT	TT	ST	AT	S - YL	TFL - YDS	INT - Ret.*	PBU	FF	FR - Ret.*
9/4	vs PUR	2	0	2	0 - 0	0 - 0	0 - 0	0	0	0 - 0
9/11	vs MICH	0	0	0	0 - 0	0 - 0	0 - 0	0	0	0 - 0
9/18	at MSU	5	1	4	0 - 0	0 - 0	0 - 0	0	0	0 - 0
9/25	vs STAN	2	1	1	0 - 0	0 - 0	0 - 0	0	0	0 - 0
10/2	at BC	2	0	2	0 - 0	0 - 0	0 - 0	0	0	0 - 0
10/9	vs PITT	1	1	0	0 - 0	1 - 1	0 - 0	0	1	0 - 0
10/16	vs WMU	3	0	3	0 - 0	0 - 0	0 - 0	0	0	0 - 0
10/23	at NAVY	6	3	3	0 - 0	0 - 0	0 - 0	0	0	0 - 0
10/30	vs TULSA	2	1	1	0 - 0	1 - 3	0 - 0	0	0	0 - 0
11/13	vs UTAH	6	1	5	0 - 0	0.5 - 1	0 - 0	0	0	0 - 0
11/20	vs ARMY	1	0	1	0 - 0	0.0 - 0	0 - 0	0	0	0 - 0
11/27	at USC	2	1	1	0 - 0	0.0 - 0	0 - 0	0	0	0 - 0
2010 Totals		32	9	23	0.0 - 0.0	2.5 - 5	0 - 0	0	1	0 - 0
Career Totals		35	9	26	0.0 - 0.0	2.5 - 5	0 - 0	0	1	0 - 0

STEVE FILER -- OLB										
DATE	OPPONENT	TT	ST	AT	S - YL	TFL - YDS	INT - Ret.*	PBU	FF	FR - Ret.*
9/4	vs PUR	1	1	0	0 - 0	0 - 0	0 - 0	0	0	0 - 0
9/11	vs MICH	1	0	1	0 - 0	0 - 0	0 - 0	0	0	0 - 0
9/18	at MSU	0	0	0	0 - 0	0 - 0	0 - 0	0	0	0 - 0
9/25	vs STAN	2	2	0	0 - 0	0 - 0	0 - 0	0	0	0 - 0
10/2	at BC	2	2	0	0 - 0	0 - 0	0 - 0	0	0	0 - 0
10/9	vs PITT	1	1	0	0 - 0	0 - 0	0 - 0	0	0	0 - 0
10/16	vs WMU	4	0	4	0 - 0	0 - 0	0 - 0	0	0	0 - 0
10/23	at NAVY	1	1	0	0 - 0	0 - 0	0 - 0	0	0	0 - 0
10/30	vs TULSA	0	0	0	0 - 0	0 - 0	0 - 0	0	0	0 - 0
11/13	vs UTAH	1	0	1	0 - 0	0.0 - 0	0 - 0	0	0	0 - 0
11/20	vs ARMY	0	0	0	0 - 0	0.0 - 0	0 - 0	0	0	0 - 0
11/27	at USC	1	1	0	0 - 0	0.0 - 0	0 - 0	0	0	0 - 0
2010 Totals		14	8	6	0.0 - 0.0	0 - 0	0 - 0	0	0	0 - 0
Career Totals		33	16	17	1.5 - 11.0	1.5 - 11	0 - 0	0	1	0 - 0

DARIUS FLEMING -- OLB										
DATE	OPPONENT	TT	ST	AT	S - YL	TFL - YDS	INT - Ret.*	PBU	FF	FR - Ret.*
9/4	vs PUR	1	1	0	0 - 0	0 - 0	0 - 0	0	0	0 - 0
9/11	vs MICH	6	2	4	0 - 0	0 - 0	0 - 0	2	0	0 - 0
9/18	at MSU	6	4	2	2 - 11	2 - 11	0 - 0	0	0	0 - 0
9/25	vs STAN	4	1	3	0 - 0	1 - 3	0 - 0	0	0	0 - 0
10/2	at BC	1	1	0	0 - 0	1 - 1	0 - 0	0	0	0 - 0
10/9	vs PITT	6	3	3	1.5 - 11	1.5 - 11	0 - 0	0	0	0 - 0
10/16	vs WMU	2	0	2	0.5 - 6	0.5 - 6	1 - 0	1	0	0 - 0
10/23	at NAVY	5	2	3	0 - 0	0 - 0	0 - 0	0	0	0 - 0
10/30	vs TULSA	4	3	1	2 - 12	2 - 12	0 - 0	0	0	0 - 0
11/13	vs UTAH	1	0	1	0 - 0	0.0 - 0	0 - 0	0	0	0 - 0
11/20	vs ARMY	3	3	0	0 - 0	1.0 - 2	0 - 0	0	0	0 - 0
11/27	at USC	7	5	2	0 - 0	1.0 - 3	0 - 0	0	0	0 - 0
2010 Totals		46	25	21	6.0 - 40.0	10 - 49	1 - 0	3	0	0 - 0
Career Totals		99	59	40	11.5 - 79.0	25 - 104	1 - 0	3	1	0 - 0

DAN FOX -- ILB										
DATE	OPPONENT	TT	ST	AT	S - YL	TFL - YDS	INT - Ret.*	PBU	FF	FR - Ret.*
9/4	vs PUR	0	0	0	0 - 0	0 - 0	0 - 0	0	0	0 - 0
9/11	vs MICH	0	0	0	0 - 0	0 - 0	0 - 0	0	0	0 - 0
9/18	at MSU	0	0	0	0 - 0	0 - 0	0 - 0	0	0	0 - 0
9/25	vs STAN	0	0	0	0 - 0	0 - 0	0 - 0	0	0	0 - 0
10/2	at BC	1	1	0	0 - 0	0 - 0	0 - 0	0	0	0 - 0
10/9	vs PITT	2	2	0	0 - 0	0 - 0	0 - 0	0	0	0 - 0
10/16	vs WMU	3	1	2	0 - 0	0 - 0	0 - 0	0	0	0 - 0
10/23	at NAVY	7	1	6	0 - 0	0 - 0	0 - 0	0	0	0 - 0
10/30	vs TULSA	1	0	1	0 - 0	0 - 0	0 - 0	0	0	0 - 0
11/13	vs UTAH	0	0	0	0 - 0	0.0 - 0	0 - 0	0	0	0 - 0
11/20	vs ARMY	1	1	0	0 - 0	0.0 - 0	0 - 0	0	0	0 - 0
11/27	at USC	0	0	0	0 - 0	0.0 - 0	0 - 0	0	0	0 - 0
2010 Totals		15	6	9	0.0 - 0.0	0 - 0	0 - 0	0	0	0 - 0
Career Totals		15	6	9	0.0 - 0.0	0 - 0	0 - 0	0	0	0 - 0

BARRY GALLUP JR. -- CB										
DATE	OPPONENT	TT	ST	AT	S - YL	TFL - YDS	INT - Ret.*	PBU	FF	FR - Ret.*
9/4	vs PUR	0	0	0	0 - 0	0 - 0	0 - 0	0	0	0 - 0
9/11	vs MICH	0	0	0	0 - 0	0 - 0	0 - 0	0	0	0 - 0
9/18	at MSU	0	0	0	0 - 0	0 - 0	0 - 0	0	0	0 - 0
9/25	vs STAN	0	0	0	0 - 0	0 - 0	0 - 0	0	0	0 - 0
10/2	at BC	2	2	0	0 - 0	0 - 0	0 - 0	0	0	0 - 0
10/9	vs PITT	1	1	0	0 - 0	1 - 1	0 - 0	0	0	0 - 0
10/16	vs WMU	1	0	1	0 - 0	0.5 - 1	0 - 0	0	0	0 - 0
10/23	at NAVY	0	0	0	0 - 0	0 - 0	0 - 0	0	0	0 - 0
10/30	vs TULSA	0	0	0	0 - 0	0 - 0	0 - 0	0	0	0 - 0
11/13	vs UTAH	0	0	0	0 - 0	0.0 - 0	0 - 0	0	0	0 - 0
11/20	vs ARMY	0	0	0	0 - 0	0.0 - 0	0 - 0	0	0	0 - 0
11/27	at USC	0	0	0	0 - 0	0.0 - 0	0 - 0	0	0	0 - 0
2010 Totals		4	3	1	0.0 - 0.0	1.5 - 2	0 - 0	0	0	0 - 0
Career Totals		4	3	1	0.0 - 0.0	1.5 - 2	0 - 0	0	0	0 - 0

GARY GRAY -- CB										
DATE	OPPONENT	TT	ST	AT	S - YL	TFL - YDS	INT - Ret.*	PBU	FF	FR - Ret.*
9/4	vs PUR	9	8	1	0 - 0	1 - 1	0 - 0	1	0	0 - 0
9/11	vs MICH	5	5	0	0 - 0	0 - 0	0 - 0	0	0	0 - 0
9/18	at MSU	2	2	0	0 - 0	0 - 0	0 - 0	2	0	0 - 0
9/25	vs STAN	4	2	2	0 - 0	1 - 2	0 - 0	0	0	0 - 0
10/2	at BC	1	1	0	0 - 0	0 - 0	0 - 0	0	0	0 - 0
10/9	vs PITT	5	3	2	0 - 0	0 - 0	0 - 0	1	0	0 - 0
10/16	vs WMU	8	6	2	0 - 0	1 - 1	1 - 9	0	1	0 - 0
10/23	at NAVY	2	2	0	0 - 0	0 - 0	0 - 0	0	0	0 - 0
10/30	vs TULSA	9	6	3	0 - 0	1 - 5	0 - 0	1	0	0 - 0
11/13	vs UTAH	5	3	2	0 - 0	0.0 - 0	0 - 0	0	0	0 - 0
11/20	vs ARMY	3	3	0	0 - 0	1.0 - 1	0 - 14	1	0	0 - 0
11/27	at USC	6	4	2	0 - 0	0.0 - 0	0 - 0	0	0	0 - 0
2010 Totals		59	45	14	0.0 - 0.0	5 - 10	1 - 23	6	1	0 - 0
Career Totals		102	77	25	0.0 - 0.0	5 - 10	4 - 118	9	1	0 - 20

MEDIA INFO

GAME NOTES

THE FIGHTING IRISH

COACHES & STAFF

2010 SEASON REVIEW

BOWL HISTORY

THIS IS NOTRE DAME

ETHAN JOHNSON -- DE

DATE	OPPONENT	TT	ST	AT	S - YL	TFL - YDS	INT - Ret.*	PBU	FF	FR - Ret.*
9/4	vs PUR	3	2	1	2 - 8	2 - 8	0 - 0	0	0	0 - 0
9/11	vs MICH	3	1	2	0 - 0	0 - 0	0 - 0	0	0	0 - 0
9/18	at MSU	3	1	2	0 - 0	0 - 0	0 - 0	0	0	0 - 0
9/25	vs STAN	1	1	0	0 - 0	0 - 0	0 - 0	0	0	0 - 0
10/2	at BC	1	1	0	0 - 0	0 - 0	0 - 0	0	0	0 - 0
10/9	vs PITT	3	1	2	0 - 0	0 - 0	0 - 0	0	0	0 - 0
10/16	vs WMU	5	1	4	1.5 - 6	1.5 - 6	0 - 0	1	0	1 - 0
10/23	at NAVY	3	1	2	0 - 0	1 - 2	0 - 0	0	0	0 - 0
10/30	vs TULSA	3	2	1	1.5 - 5	1.5 - 5	0 - 0	1	0	0 - 0
11/13	vs UTAH	4	1	3	0 - 0	0.0 - 0	0 - 0	0	0	0 - 0
11/20	vs ARMY	0	0	0	0 - 0	0.0 - 0	0 - 0	0	0	0 - 0
11/27	at USC	2	1	1	0 - 0	0.0 - 0	0 - 0	0	0	0 - 0
2010 Totals		31	13	18	5.0 - 19.0	6.0 - 21	0 - 0	2	0	1 - 0
Career Totals		81	37	44	12.5 - 68.0	18.0 - 81	0 - 0	5	1	3 - 0

KAPRON LEWIS-MOORE -- DE

DATE	OPPONENT	TT	ST	AT	S - YL	TFL - YDS	INT - Ret.*	PBU	FF	FR - Ret.*
9/4	vs PUR	4	1	3	1 - 14	1 - 14	0 - 0	0	0	0 - 0
9/11	vs MICH	6	3	3	0 - 0	0 - 0	0 - 0	0	0	0 - 0
9/18	at MSU	0	0	0	0 - 0	0 - 0	0 - 0	0	0	0 - 0
9/25	vs STAN	6	2	4	0 - 0	0 - 0	0 - 0	0	0	0 - 0
10/2	at BC	1	0	1	0 - 0	0 - 0	0 - 0	0	0	0 - 0
10/9	vs PITT	4	1	3	0 - 0	0 - 0	0 - 0	0	0	1 - 0
10/16	vs WMU	2	1	1	1 - 5	1 - 5	0 - 0	0	0	1 - 0
10/23	at NAVY	10	3	7	0 - 0	0 - 0	0 - 0	0	0	0 - 0
10/30	vs TULSA	3	1	2	0 - 0	0.5 - 0	0 - 0	1	0	0 - 0
11/13	vs UTAH	8	0	8	0 - 0	0.0 - 0	0 - 0	0	0	0 - 0
11/20	vs ARMY	7	5	2	0 - 0	0.0 - 0	0 - 0	0	0	0 - 0
11/27	at USC	7	4	3	0 - 0	0.0 - 0	0 - 0	0	0	0 - 0
2010 Totals		58	21	37	2.0 - 19.0	2.5 - 19	0 - 0	1	1	1 - 0
Career Totals		104	47	57	4.5 - 31.0	9.5 - 42	0 - 0	3	2	2 - 0

DAN McCARTHY -- S

DATE	OPPONENT	TT	ST	AT	S - YL	TFL - YDS	INT - Ret.*	PBU	FF	FR - Ret.*
9/4	vs PUR	0	0	0	0 - 0	0 - 0	0 - 0	0	0	0 - 0
9/11	vs MICH	DID NOT PLAY								
9/18	at MSU	DID NOT PLAY								
9/25	vs STAN	0	0	0	0 - 0	0 - 0	0 - 0	0	0	0 - 0
10/2	at BC	1	1	0	0 - 0	0 - 0	0 - 0	0	0	0 - 0
10/9	vs PITT	1	0	1	0 - 0	0 - 0	0 - 0	0	0	0 - 0
10/16	vs WMU	4	2	2	0 - 0	0.5 - 1	0 - 0	0	1	0 - 0
10/23	at NAVY	DID NOT PLAY								
10/30	vs TULSA	0	0	0	0 - 0	0 - 0	0 - 0	0	0	0 - 0
11/13	vs UTAH	0	0	0	0 - 0	0.0 - 0	0 - 0	0	0	0 - 0
11/20	vs ARMY	DID NOT PLAY								
11/27	at USC	DID NOT PLAY								
2010 Totals		6	3	3	0.0 - 0.0	0.5 - 1	0 - 0	0	1	0 - 0
Career Totals		7	4	3	0.0 - 0.0	0.5 - 1	0 - 0	0	1	0 - 0

ANTHONY McDONALD -- ILB

DATE	OPPONENT	TT	ST	AT	S - YL	TFL - YDS	INT - Ret.*	PBU	FF	FR - Ret.*
9/4	vs PUR	0	0	0	0 - 0	0 - 0	0 - 0	0	0	0 - 0
9/11	vs MICH	1	1	0	0 - 0	0 - 0	0 - 0	0	0	0 - 0
9/18	at MSU	3	2	1	0 - 0	0 - 0	0 - 0	0	0	0 - 0
9/25	vs STAN	3	1	2	0 - 0	0 - 0	0 - 0	0	0	0 - 0
10/2	at BC	0	0	0	0 - 0	0 - 0	0 - 0	0	0	0 - 0
10/9	vs PITT	0	0	0	0 - 0	0 - 0	0 - 0	0	0	0 - 0
10/16	vs WMU	0	0	0	0 - 0	0 - 0	0 - 0	0	0	0 - 0
10/23	at NAVY	0	0	0	0 - 0	0 - 0	0 - 0	0	0	0 - 0
10/30	vs TULSA	0	0	0	0 - 0	0 - 0	0 - 0	0	0	0 - 0
11/13	vs UTAH	0	0	0	0 - 0	0.0 - 0	0 - 0	0	0	0 - 0
11/20	vs ARMY	1	1	0	0 - 0	0.0 - 0	0 - 0	0	0	0 - 0
11/27	at USC	DID NOT PLAY								
2010 Totals		8	5	3	0.0 - 0.0	0 - 0	0 - 0	0	0	0 - 0
Career Totals		18	10	8	0.0 - 0.0	0 - 0	0 - 0	0	0	0 - 0

ZEKE MOTTA -- S

DATE	OPPONENT	TT	ST	AT	S - YL	TFL - YDS	INT - Ret.*	PBU	FF	FR - Ret.*
9/4	vs PUR	3	2	1	0 - 0	0 - 0	0 - 0	0	0	0 - 0
9/11	vs MICH	4	2	2	0 - 0	0 - 0	0 - 0	1	0	0 - 0
9/18	at MSU	11	5	6	0 - 0	0.5 - 0	1 - 0	0	0	0 - 0
9/25	vs STAN	4	3	1	0 - 0	0 - 0	0 - 0	0	0	1 - 0
10/2	at BC	3	2	1	0 - 0	0 - 0	0 - 0	0	0	0 - 0
10/9	vs PITT	3	3	0	0 - 0	1 - 1	0 - 0	0	0	0 - 0
10/16	vs WMU	4	2	2	0 - 0	0 - 0	0 - 0	0	0	0 - 0
10/23	at NAVY	6	1	5	0 - 0	0 - 0	0 - 0	0	0	0 - 0
10/30	vs TULSA	1	1	0	0 - 0	0 - 0	0 - 0	0	0	0 - 0
11/13	vs UTAH	3	2	1	0 - 0	0.0 - 0	0 - 0	0	0	0 - 0
11/20	vs ARMY	0	0	0	0 - 0	0.0 - 0	0 - 0	0	0	0 - 0
11/27	at USC	4	4	0	0 - 0	0.0 - 0	0 - 0	0	0	0 - 0
2010 Totals		46	27	19	0.0 - 0.0	1.5 - 1	1 - 0	1	0	1 - 0
Career Totals		58	33	25	0.5 - 1.0	2 - 2	3 - 47	15	0	1 - 0

KERRY NEAL -- OLB

DATE	OPPONENT	TT	ST	AT	S - YL	TFL - YDS	INT - Ret.*	PBU	FF	FR - Ret.*
9/4	vs PUR	5	1	4	0.5 - 6	0.5 - 6	0 - 0	0	0	0 - 0
9/11	vs MICH	2	0	2	0 - 0	0 - 0	0 - 0	0	0	0 - 0
9/18	at MSU	3	1	2	0 - 0	0 - 0	0 - 0	0	0	0 - 0
9/25	vs STAN	5	0	5	0 - 0	0 - 0	0 - 0	1	0	0 - 0
10/2	at BC	2	1	1	0 - 0	0 - 0	0 - 0	0	0	0 - 0
10/9	vs PITT	2	0	2	0 - 0	0 - 0	0 - 0	0	0	0 - 0
10/16	vs WMU	5	2	3	0.5 - 4	0.5 - 4	0 - 0	0	0	1 - 0
10/23	at NAVY	2	2	0	0 - 0	0 - 0	0 - 0	0	0	0 - 0
10/30	vs TULSA	6	2	4	0.5 - 3	0.5 - 3	0 - 0	0	1	0 - 0
11/13	vs UTAH	2	0	2	0 - 0	0.0 - 0	0 - 0	0	0	0 - 0
11/20	vs ARMY	1	0	1	0 - 0	0.0 - 0	0 - 0	0	0	0 - 0
11/27	at USC	3	2	1	0 - 0	0.0 - 0	0 - 0	0	0	0 - 0
2010 Totals		38	11	27	1.5 - 13.0	1.5 - 13	0 - 0	1	1	1 - 0
Career Totals		108	46	62	7.0 - 52.0	11 - 61	1 - 2	5	1	3 - 11

BRANDON NEWMAN -- NG

DATE	OPPONENT	TT	ST	AT	S - YL	TFL - YDS	INT - Ret.*	PBU	FF	FR - Ret.*
9/4	vs PUR	DID NOT PLAY								
9/11	vs MICH	DID NOT PLAY								
9/18	at MSU	DID NOT PLAY								
9/25	vs STAN	DID NOT PLAY								
10/2	at BC	DID NOT PLAY								
10/9	vs PITT	DID NOT PLAY								
10/16	vs WMU	DID NOT PLAY								
10/23	at NAVY	DID NOT PLAY								
10/30	vs TULSA	DID NOT PLAY								
11/13	vs UTAH	DID NOT PLAY								
11/20	vs ARMY	DID NOT PLAY								
11/27	at USC	DID NOT PLAY								
2010 Totals		0	0	0	0.0 - 0.0	0 - 0	0 - 0	0	0	0 - 0
Career Totals		0	0	0	0.0 - 0.0	0 - 0	0 - 0	0	0	0 - 0

LOUIS NIX III -- NG

DATE	OPPONENT	TT	ST	AT	S - YL	TFL - YDS	INT - Ret.*	PBU	FF	FR - Ret.*
9/4	vs PUR	DID NOT PLAY								
9/11	vs MICH	DID NOT PLAY								
9/18	at MSU	DID NOT PLAY								
9/25	vs STAN	DID NOT PLAY								
10/2	at BC	DID NOT PLAY								
10/9	vs PITT	DID NOT PLAY								
10/16	vs WMU	DID NOT PLAY								
10/23	at NAVY	DID NOT PLAY								
10/30	vs TULSA	DID NOT PLAY								
11/13	vs UTAH	DID NOT PLAY								
11/20	vs ARMY	DID NOT PLAY								
11/27	at USC	DID NOT PLAY								
2010 Totals		0	0	0	0.0 - 0.0	0 - 0	0 - 0	0	0	0 - 0
Career Totals		0	0	0	0.0 - 0.0	0 - 0	0 - 0	0	0	0 - 0

EMEKA NWANKWO -- DE											
DATE	OPPONENT	TT	ST	AT	S - YL	TFL - YDS	INT - Ret.*	PBU	FF	FR - Ret.*	
9/4	vs PUR	0	0	0	0 - 0	0 - 0	0 - 0	0	0	0 - 0	
9/11	vs MICH	2	1	1	0 - 0	0 - 0	0 - 0	0	0	0 - 0	
9/18	at MSU	DID NOT PLAY									
9/25	vs STAN	DID NOT PLAY									
10/2	at BC	0	0	0	0 - 0	0 - 0	0 - 0	0	0	0 - 0	
10/9	vs PITT	DID NOT PLAY									
10/16	vs WMU	1	0	1	0 - 0	0 - 0	0 - 0	0	0	0 - 0	
10/23	at NAVY	DID NOT PLAY									
10/30	vs TULSA	0	0	0	0 - 0	0 - 0	0 - 0	0	0	0 - 0	
11/13	vs UTAH	0	0	0	0 - 0	0.0 - 0	0 - 0	0	0	0 - 0	
11/20	vs ARMY	0	0	0	0 - 0	0.0 - 0	0 - 0	0	0	0 - 0	
11/27	at USC	DID NOT PLAY									
2010 Totals		3	1	2	0.0 - 0.0	0 - 0	0 - 0	0	0	0 - 0	
Career Totals		5	3	2	0.0 - 0.0	0 - 0	0 - 0	0	0	0 - 0	

DAVID POSLUSZNY -- ILB											
DATE	OPPONENT	TT	ST	AT	S - YL	TFL - YDS	INT - Ret.*	PBU	FF	FR - Ret.*	
9/4	vs PUR	DID NOT PLAY									
9/11	vs MICH	0	0	0	0 - 0	0 - 0	0 - 0	0	0	0 - 0	
9/18	at MSU	DID NOT PLAY									
9/25	vs STAN	DID NOT PLAY									
10/2	at BC	DID NOT PLAY									
10/9	vs PITT	DID NOT PLAY									
10/16	vs WMU	0	0	0	0 - 0	0 - 0	0 - 0	0	0	0 - 0	
10/23	at NAVY	1	0	1	0 - 0	0 - 0	0 - 0	0	0	0 - 0	
10/30	vs TULSA	0	0	0	0 - 0	0 - 0	0 - 0	0	0	0 - 0	
11/13	vs UTAH	0	0	0	0 - 0	0.0 - 0	0 - 0	0	0	0 - 0	
11/20	vs ARMY	DID NOT PLAY									
11/27	at USC	DID NOT PLAY									
2010 Totals		1	0	1	0.0 - 0.0	0 - 0	0 - 0	0	0	0 - 0	
Career Totals		3	1	2	0.0 - 0.0	0 - 0	0 - 0	0	0	0 - 0	

KONA SCHWENKE -- DE											
DATE	OPPONENT	TT	ST	AT	S - YL	TFL - YDS	INT - Ret.*	PBU	FF	FR - Ret.*	
9/4	vs PUR	DID NOT PLAY									
9/11	vs MICH	DID NOT PLAY									
9/18	at MSU	DID NOT PLAY									
9/25	vs STAN	DID NOT PLAY									
10/2	at BC	DID NOT PLAY									
10/9	vs PITT	DID NOT PLAY									
10/16	vs WMU	DID NOT PLAY									
10/23	at NAVY	DID NOT PLAY									
10/30	vs TULSA	0	0	0	0 - 0	0 - 0	0 - 0	0	0	1 - 0	
11/13	vs UTAH	2	2	0	0 - 0	0.0 - 0	0 - 0	0	0	0 - 0	
11/20	vs ARMY	0	0	0	0 - 0	0.0 - 0	0 - 0	0	0	0 - 0	
11/27	at USC	0	0	0	0 - 0	0.0 - 0	0 - 0	0	0	0 - 0	
2010 Totals		2	2	0	0.0 - 0.0	0 - 0	0 - 0	0	0	1 - 0	
Career Totals		2	2	0	0.0 - 0.0	0 - 0	0 - 0	0	0	1 - 0	

PRINCE SHEMBO -- OLB											
DATE	OPPONENT	TT	ST	AT	S - YL	TFL - YDS	INT - Ret.*	PBU	FF	FR - Ret.*	
9/4	vs PUR	1	1	0	0 - 0	0 - 0	0 - 0	0	0	0 - 0	
9/11	vs MICH	0	0	0	0 - 0	0 - 0	0 - 0	0	0	0 - 0	
9/18	at MSU	2	0	2	0 - 0	0.5 - 1	0 - 0	0	0	0 - 0	
9/25	vs STAN	0	0	0	0 - 0	0 - 0	0 - 0	0	0	0 - 0	
10/2	at BC	2	2	0	2 - 10	2 - 10	0 - 0	0	0	0 - 0	
10/9	vs PITT	1	0	1	0.5 - 3	0.5 - 3	0 - 0	0	0	0 - 0	
10/16	vs WMU	0	0	0	0 - 0	0 - 0	0 - 0	0	0	0 - 0	
10/23	at NAVY	1	0	1	0 - 0	0 - 0	0 - 0	0	0	0 - 0	
10/30	vs TULSA	0	0	0	0 - 0	0 - 0	0 - 0	0	0	0 - 0	
11/13	vs UTAH	5	2	3	1 - 10	1.0 - 10	0 - 0	0	0	0 - 0	
11/20	vs ARMY	0	0	0	0 - 0	0.0 - 0	0 - 0	0	0	0 - 0	
11/27	at USC	0	0	0	0 - 0	0.0 - 0	0 - 0	0	0	0 - 0	
2010 Totals		12	5	7	3.5 - 23.0	4 - 24	0 - 0	0	0	0 - 0	
Career Totals		12	5	7	3.5 - 23.0	4 - 24	0 - 0	0	0	0 - 0	

JAMORIS SLAUGHTER -- S											
DATE	OPPONENT	TT	ST	AT	S - YL	TFL - YDS	INT - Ret.*	PBU	FF	FR - Ret.*	
9/4	vs PUR	3	1	2	0 - 0	0 - 0	0 - 0	1	0	0 - 0	
9/11	vs MICH	DID NOT PLAY									
9/18	at MSU	0	0	0	0 - 0	0 - 0	0 - 0	0	0	0 - 0	
9/25	vs STAN	7	3	4	0 - 0	0 - 0	1 - 26	0	0	0 - 0	
10/2	at BC	1	1	0	0 - 0	0 - 0	0 - 0	0	0	0 - 0	
10/9	vs PITT	4	3	1	0 - 0	0 - 0	0 - 0	0	0	0 - 0	
10/16	vs WMU	1	0	1	0 - 0	0 - 0	0 - 0	0	0	0 - 0	
10/23	at NAVY	DID NOT PLAY									
10/30	vs TULSA	3	2	1	0 - 0	0 - 0	0 - 0	1	0	0 - 0	
11/13	vs UTAH	1	1	0	0 - 0	0.0 - 0	0 - 0	0	0	0 - 0	
11/20	vs ARMY	5	4	1	0 - 0	0.0 - 0	0 - 0	0	0	0 - 0	
11/27	at USC	4	3	1	0 - 0	0.0 - 0	0 - 0	0	0	0 - 0	
2010 Totals		29	18	11	0.0 - 0.0	0 - 0	1 - 26	2	0	0 - 0	
Career Totals		43	29	14	0.0 - 0.0	0 - 0	1 - 26	2	0	0 - 0	

BRIAN SMITH -- ILB											
DATE	OPPONENT	TT	ST	AT	S - YL	TFL - YDS	INT - Ret.*	PBU	FF	FR - Ret.*	
9/4	vs PUR	6	3	3	0 - 0	0 - 0	0 - 0	0	0	0 - 0	
9/11	vs MICH	0	0	0	0 - 0	0 - 0	0 - 0	0	0	0 - 0	
9/18	at MSU	6	4	2	0 - 0	0.5 - 1	0 - 0	0	0	0 - 0	
9/25	vs STAN	2	2	0	0 - 0	1 - 3	0 - 0	1	0	0 - 0	
10/2	at BC	3	3	0	0 - 0	0 - 0	0 - 0	0	0	0 - 0	
10/9	vs PITT	4	0	4	0 - 0	0 - 0	0 - 0	0	0	0 - 0	
10/16	vs WMU	1	0	1	0 - 0	0 - 0	0 - 0	0	0	0 - 0	
10/23	at NAVY	1	1	0	0 - 0	0 - 0	0 - 0	0	0	0 - 0	
10/30	vs TULSA	7	4	3	1 - 6	1 - 6	0 - 0	0	1	0 - 0	
11/13	vs UTAH	10	0	10	0 - 0	0.0 - 0	0 - 0	2	0	0 - 0	
11/20	vs ARMY	1	1	0	0 - 0	0.0 - 0	1 - 0	0	0	0 - 0	
11/27	at USC	5	2	3	0 - 0	1.0 - 1	0 - 0	2	0	0 - 0	
2010 Totals		46	20	26	1.0 - 6.0	3.5 - 11	1 - 0	5	1	0 - 0	
Career Totals		196	101	95	6.0 - 50.0	17.5 - 85	4 - 35	7	3	3 - 25	

HARRISON SMITH -- S											
DATE	OPPONENT	TT	ST	AT	S - YL	TFL - YDS	INT - Ret.*	PBU	FF	FR - Ret.*	
9/4	vs PUR	4	3	1	0 - 0	0 - 0	0 - 0	0	0	0 - 0	
9/11	vs MICH	9	6	3	0 - 0	0 - 0	0 - 0	1	0	0 - 0	
9/18	at MSU	10	4	6	0 - 0	0 - 0	0 - 0	1	0	0 - 0	
9/25	vs STAN	11	7	4	0 - 0	0 - 0	0 - 0	0	0	0 - 0	
10/2	at BC	2	2	0	0 - 0	0 - 0	1 - 23	0	0	0 - 0	
10/9	vs PITT	13	7	6	0 - 0	0 - 0	1 - 15	2	0	0 - 0	
10/16	vs WMU	3	2	1	0 - 0	0 - 0	0 - 0	0	0	0 - 0	
10/23	at NAVY	10	3	7	0 - 0	0 - 0	0 - 0	0	0	0 - 0	
10/30	vs TULSA	6	4	2	0 - 0	0 - 0	0 - 0	1	0	0 - 0	
11/13	vs UTAH	7	3	4	0 - 0	0.0 - 0	1 - 0	0	0	0 - 0	
11/20	vs ARMY	6	5	1	0 - 0	1.0 - 2	0 - 0	0	0	0 - 0	
11/27	at USC	6	5	1	0 - 0	0.0 - 0	1 - 0	2	0	0 - 0	
2010 Totals		87	51	36	0.0 - 0.0	1 - 2	4 - 38	7	0	0 - 0	
Career Totals		213	129	84	3.5 - 26.0	16 - 53	4 - 38	19	1	0 - 0	

DANNY SPOND -- ILB											
DATE	OPPONENT	TT	ST	AT	S - YL	TFL - YDS	INT - Ret.*	PBU	FF	FR - Ret.*	
9/4	vs PUR	0	0	0	0 - 0	0 - 0	0 - 0	0	0	0 - 0	
9/11	vs MICH	0	0	0	0 - 0	0 - 0	0 - 0	0	0	0 - 0	
9/18	at MSU	0	0	0	0 - 0	0 - 0	0 - 0	0	0	0 - 0	
9/25	vs STAN	0	0	0	0 - 0	0 - 0	0 - 0	0	0	0 - 0	
10/2	at BC	1	1	0	0 - 0	0 - 0	0 - 0	0	0	0 - 0	
10/9	vs PITT	0	0	0	0 - 0	0 - 0	0 - 0	0	0	0 - 0	
10/16	vs WMU	DID NOT PLAY									
10/23	at NAVY	DID NOT PLAY									
10/30	vs TULSA	DID NOT PLAY									
11/13	vs UTAH	0	0	0	0 - 0	0.0 - 0	0 - 0	0	0	0 - 0	
11/20	vs ARMY	DID NOT PLAY									
11/27	at USC	DID NOT PLAY									
2010 Totals		1	1	0	0.0 - 0.0	0 - 0	0 - 0	0	0	0 - 0	
Career Totals		1	1	0	0.0 - 0.0	0 - 0	0 - 0	0	0	0 - 0	



TYLER STOCKTON -- NG

DATE	OPPONENT	TT	ST	AT	S - YL	TFL - YDS	INT - Ret.*	PBU	FF	FR - Ret.*
9/4	vs PUR	0	0	0	0 - 0	0 - 0	0 - 0	0	0	0 - 0
9/11	vs MICH	0	0	0	0 - 0	0 - 0	0 - 0	0	0	0 - 0
9/18	at MSU	0	0	0	0 - 0	0 - 0	0 - 0	0	0	0 - 0
9/25	vs STAN	0	0	0	0 - 0	0 - 0	0 - 0	0	0	0 - 0
10/2	at BC	1	1	0	1 - 4	1 - 4	0 - 0	0	0	0 - 0
10/9	vs PITT	0	0	0	0 - 0	0 - 0	0 - 0	0	0	0 - 0
10/16	vs WMU	0	0	0	0 - 0	0 - 0	0 - 0	0	0	0 - 0
10/23	at NAVY	0	0	0	0 - 0	0 - 0	0 - 0	0	0	0 - 0
10/30	vs TULSA	DID NOT PLAY								
11/13	vs UTAH	DID NOT PLAY								
11/20	vs ARMY	DID NOT PLAY								
11/27	at USC	DID NOT PLAY								
2010 Totals		1	1	0	1.0 - 4.0	1 - 4	0 - 0	0	0	0 - 0
Career Totals		1	1	0	1.0 - 4.0	1 - 4	0 - 0	0	0	0 - 0

MANTITE'O -- LB

DATE	OPPONENT	TT	ST	AT	S - YL	TFL - YDS	INT - Ret.*	PBU	FF	FR - Ret.*
9/4	vs PUR	9	6	3	0 - 0	0 - 0	0 - 0	0	0	0 - 0
9/11	vs MICH	13	6	7	0 - 0	1 - 3	0 - 0	1	1	0 - 0
9/18	at MSU	11	6	5	0 - 0	2.5 - 15	0 - 0	0	0	0 - 0
9/25	vs STAN	21	8	13	0 - 0	0 - 0	0 - 0	1	0	0 - 0
10/2	at BC	10	6	4	0 - 0	0.5 - 1	0 - 0	0	0	0 - 0
10/9	vs PITT	5	2	3	0 - 0	0 - 0	0 - 0	0	0	0 - 0
10/16	vs WMU	10	4	6	0 - 0	1 - 2	0 - 0	0	0	0 - 0
10/23	at NAVY	13	8	5	0 - 0	1 - 2	0 - 0	0	0	0 - 0
10/30	vs TULSA	8	5	3	0 - 0	1 - 1	0 - 0	0	0	0 - 0
11/13	vs UTAH	9	3	6	1 - 7	1.5 - 9	0 - 0	0	0	0 - 0
11/20	vs ARMY	12	8	4	0 - 0	0.0 - 0	0 - 0	0	0	0 - 0
11/27	at USC	6	3	3	0 - 0	0.0 - 0	0 - 0	0	0	0 - 0
2010 Totals		127	65	62	1.0 - 7.0	8.5 - 33	0 - 0	2	1	0 - 0
Career Totals		190	94	96	2.0 - 19.0	14 - 58	0 - 0	3	1	0 - 0

DARRIN WALLS -- CB

DATE	OPPONENT	TT	ST	AT	S - YL	TFL - YDS	INT - Ret.*	PBU	FF	FR - Ret.*
9/4	vs PUR	7	5	2	0 - 0	0 - 0	1 - 0	0	0	0 - 0
9/11	vs MICH	8	7	1	0 - 0	0 - 0	0 - 0	0	0	0 - 0
9/18	at MSU	5	1	4	0 - 0	0 - 0	0 - 0	0	0	0 - 0
9/25	vs STAN	3	2	1	0 - 0	0 - 0	1 - 1	2	0	0 - 0
10/2	at BC	1	1	0	0 - 0	0 - 0	0 - 0	1	0	0 - 0
10/9	vs PITT	3	3	0	0 - 0	0 - 0	0 - 0	0	0	0 - 0
10/16	vs WMU	1	0	1	0 - 0	0 - 0	0 - 0	0	0	0 - 0
10/23	at NAVY	2	1	1	0 - 0	0 - 0	0 - 0	0	0	0 - 0
10/30	vs TULSA	0	0	0	0 - 0	0 - 0	0 - 0	0	0	1 - 0
11/13	vs UTAH	1	1	0	0 - 0	1.0 - 5	0 - 0	0	0	0 - 0
11/20	vs ARMY	7	6	1	0 - 0	1.0 - 2	1 - 42	1	0	0 - 0
11/27	at USC	1	1	0	0 - 0	0.0 - 0	0 - 0	0	0	0 - 0
2010 Totals		39	28	11	0.0 - 0.0	2 - 7	3 - 43	4	0	1 - 0
Career Totals		102	73	29	0.0 - 0.0	5.5 - 25	5 - 118	20	2	1 - 0

HAFIS WILLIAMS -- DE

DATE	OPPONENT	TT	ST	AT	S - YL	TFL - YDS	INT - Ret.*	PBU	FF	FR - Ret.*
9/4	vs PUR	1	1	0	0 - 0	0 - 0	0 - 0	0	0	0 - 0
9/11	vs MICH	0	0	0	0 - 0	0 - 0	0 - 0	0	0	0 - 0
9/18	at MSU	0	0	0	0 - 0	0 - 0	0 - 0	0	0	0 - 0
9/25	vs STAN	0	0	0	0 - 0	0 - 0	0 - 0	1	0	0 - 0
10/2	at BC	2	1	1	0 - 0	0 - 0	0 - 0	0	0	0 - 0
10/9	vs PITT	0	0	0	0 - 0	0 - 0	0 - 0	0	0	0 - 0
10/16	vs WMU	1	0	1	0 - 0	0 - 0	0 - 0	0	0	0 - 0
10/23	at NAVY	0	0	0	0 - 0	0 - 0	0 - 0	0	0	0 - 0
10/30	vs TULSA	2	2	0	0 - 0	0 - 0	0 - 0	0	0	0 - 0
11/13	vs UTAH	1	0	1	0 - 0	0.0 - 0	0 - 0	0	0	0 - 0
11/20	vs ARMY	3	1	2	0 - 0	0.5 - 1	0 - 0	0	0	0 - 0
11/27	at USC	0	0	0	0 - 0	0.0 - 0	0 - 0	0	0	0 - 0
2010 Totals		10	5	5	0.0 - 0.0	0.5 - 1	0 - 0	1	0	0 - 0
Career Totals		10	5	5	0.0 - 0.0	0.5 - 1	0 - 0	1	0	0 - 0

IAN WILLIAMS -- NG

DATE	OPPONENT	TT	ST	AT	S - YL	TFL - YDS	INT - Ret.*	PBU	FF	FR - Ret.*
9/4	vs PUR	1	0	1	0.5 - 6	0.5 - 6	1 - 0	1	0	0 - 0
9/11	vs MICH	6	3	3	0 - 0	0 - 0	0 - 0	0	0	0 - 0
9/18	at MSU	8	2	6	0.5 - 4	0.5 - 4	0 - 0	0	0	0 - 0
9/25	vs STAN	2	1	1	0 - 0	0 - 0	0 - 0	0	0	0 - 0
10/2	at BC	4	3	1	0 - 0	1 - 1	0 - 0	0	0	0 - 0
10/9	vs PITT	5	3	2	0 - 0	1 - 1	0 - 0	0	0	0 - 0
10/16	vs WMU	5	1	4	0.5 - 6	0.5 - 6	0 - 0	0	0	0 - 0
10/23	at NAVY	6	4	2	0 - 0	0 - 0	0 - 0	0	0	0 - 0
10/30	vs TULSA	DID NOT PLAY								
11/13	vs UTAH	DID NOT PLAY								
11/20	vs ARMY	DID NOT PLAY								
11/27	at USC	DID NOT PLAY								
2010 Totals		37	17	20	1.5 - 16.0	3.5 - 18	1 - 0	1	0	0 - 0
Career Totals		161	68	93	1.5 - 16.0	13 - 35	2 - 0	3	0	0 - 0

LO WOOD -- CB

DATE	OPPONENT	TT	ST	AT	S - YL	TFL - YDS	INT - Ret.*	PBU	FF	FR - Ret.*
9/4	vs PUR	1	0	1	0 - 0	0 - 0	0 - 0	0	0	0 - 0
9/11	vs MICH	0	0	0	0 - 0	0 - 0	0 - 0	0	0	0 - 0
9/18	at MSU	1	0	1	0 - 0	0 - 0	0 - 0	0	0	0 - 0
9/25	vs STAN	0	0	0	0 - 0	0 - 0	0 - 0	0	0	0 - 0
10/2	at BC	1	1	0	0 - 0	0 - 0	0 - 0	0	0	0 - 0
10/9	vs PITT	0	0	0	0 - 0	0 - 0	0 - 0	0	0	0 - 0
10/16	vs WMU	0	0	0	0 - 0	0 - 0	0 - 0	0	0	0 - 0
10/23	at NAVY	0	0	0	0 - 0	0 - 0	0 - 0	0	0	0 - 0
10/30	vs TULSA	0	0	0	0 - 0	0 - 0	0 - 0	0	0	0 - 0
11/13	vs UTAH	0	0	0	0 - 0	0.0 - 0	0 - 0	0	0	0 - 0
11/20	vs ARMY	0	0	0	0 - 0	0.0 - 0	0 - 0	0	0	0 - 0
11/27	at USC	0	0	0	0 - 0	0.0 - 0	0 - 0	0	0	0 - 0
2010 Totals		3	1	2	0.0 - 0.0	0 - 0	0 - 0	0	0	0 - 0
Career Totals		3	1	2	0.0 - 0.0	0 - 0	0 - 0	0	0	0 - 0



NOTRE DAME 2010 INDIVIDUAL GAME-HIGHS

* Bold denotes TD

IRISH				OPPONENTS				
Date	Opponent	Player	No	PASSING	No	Player	Opponent	Date
9/18	at MSU	Dayne Crist	55	Attempts	43	Alex Carder	vs WMU	10/16
10/30	vs TULSA	Tommy Rees	33	Completions	31	Robert Marve	vs PUR	9/4
9/18	at MSU	Dayne Crist	369	Yards	277	Alex Carder	vs WMU	10/16
9/11	vs MICH	Dayne Crist	95	Long	58	Chase Rettig	at BC	10/2
10/30	vs TULSA	Last: Tommy Rees	4	TDs	2	Kirk Cousins	at MSU	9/18
11/27	at USC	Last: Tommy Rees	3	INTs	2	Last: Trent Steelman	vs ARMY	11/20
Date	Opponent	Player	No	RECEIVING	No	Player	Opponent	Date
11/27	at USC	Last: Michael Floyd	11	Receptions	12	Keith Smith	vs PUR	9/4
9/11	vs MICH	Kyle Rudolph	164	Yards	137	B. Swigert	at BC	10/2
9/11	vs MICH	Kyle Rudolph	95	Long	58	B. Swigert	at BC	10/2
10/16	vs WMU	Michael Floyd	3	TDs	1	Last: Damaris Johnson	vs TULSA	10/30
Date	Opponent	Player	No	RUSHING	No	Player	Opponent	Date
11/13	vs UTAH	Last: Cierre Wood	19	Rushes	28	Last: Stepfan Taylor	vs STAN	9/25
10/16	vs WMU	Cierre Wood	94	Yards	258	Denard Robinson	vs MICH	9/11
10/16	vs WMU	Cierre Wood	39	Long	87	Denard Robinson	vs MICH	9/11
11/27	at USC	Last: Robert Hughes	1	TDs	3	Ricky Dobbs	at NAVY	10/23
Date	Opponent	Player	No	TACKLES	No	Player	Opponent	Date
9/25	vs STAN	Manti Te'o	21	Total Tackles	14	Luke Kuechly	at BC	10/2
11/20	vs ARMY	Last: Manti Te'o	8	Solos	10	Curnelius Arnick	vs TULSA	10/30
9/25	vs STAN	Manti Te'o	13	Assists	8	Greg Jones	at MSU	9/18
10/30	vs TULSA	Last: Darius Fleming	2	Sacks	2	Jabaal Sheard	vs PITT	10/9
10/2	at BC	Carlo Calabrese	3.5	TFLs	2.5	Last: Jabaree Tuani	at NAVY	10/23
Date	Opponent	Player	No	INTERCEPTIONS	No	Player	Opponent	Date
11/27	at USC	Last: Harrison Smith	1	INTs	1	Last: M. Jones/D. Kennard/C. Galippi	at USC	11/27
11/20	vs ARMY	Darrin Walls	42	Long Return	66	Shawn Jackson	vs TULSA	10/30
11/20	vs ARMY	Darrin Walls	1	TDs	1	Last: Shawn Jackson	vs TULSA	10/30
Date	Opponent	Player	No	PUNT RETURNS	No	Player	Opponent	Date
9/18	at MSU	John Goodman	4	Returns	3	Damaris Johnson	vs TULSA	10/30
9/4	vs PUR	Armando Allen	38	Yards	72	Damaris Johnson	vs TULSA	10/30
9/4	vs PUR	Armando Allen	38	Long	59	Damaris Johnson	vs TULSA	10/30
11/13	vs UTAH	Robert Blanton	1	TDs	1	Damaris Johnson	vs TULSA	10/30
Date	Opponent	Player	No	KICKOFF RETURNS	No	Player	Opponent	Date
10/30	vs TULSA	Bennett Jackson	6	Returns	6	Brian Fields	vs WMU	10/16
10/30	vs TULSA	Bennett Jackson	126	Yards	110	Brian Fields	vs WMU	10/16
10/2	at BC	Bennett Jackson	43	Long	38	Robert Woods	at USC	11/27
			-	TDs	-			
Date	Opponent	Player	No	FIELD GOALS	No	Player	Opponent	Date
10/9	vs PITT	Last: David Ruffer	3	Attempts	5	Nate Whitaker	vs STAN	9/25
10/9	vs PITT	Last: David Ruffer	3	Made	5	Nate Whitaker	vs STAN	9/25
10/9	vs PITT	David Ruffer	50	Long	49	Nate Freese	at BC	10/2
Date	Opponent	Player	No	PUNTS	No	Player	Opponent	Date
10/30	vs TULSA	Last: Ben Turk	8	Punts	11	Ryan Quigley	at BC	10/2
10/30	vs TULSA	Ben Turk	329	Yards	443	Ryan Quigley	at BC	10/2
10/9	vs PITT	Ben Turk	46.6	Average	47.3	Dan Hutchins	vs PITT	10/9
10/30	vs TULSA	Ben Turk	56	Long	62	Aaron Bates	at MSU	9/18
9/11	vs MICH	Ben Turk	4	In-20	4	Jacob Harfman	at USC	11/27
10/30	vs TULSA	Ben Turk	2	Touchbacks	2	Aaron Bates	at MSU	9/18

MEDIA INFO

GAME NOTES

THE FIGHTING IRISH

COACHES & STAFF

2010 SEASON REVIEW

BOWL HISTORY

THIS IS NOTRE DAME



NOTRE DAME 2010 WEEK-BY-WEEK LEADERS

DATE	OPPONENT	Scoring	Rushing Yards	Receptions	Receiving Yards	Tackles
9/4	vs PUR	Ruffer - 11	Allen - 93	Floyd, Rudolph - 5	Floyd - 82	Calabrese, Gray Te'o - 9
9/11	vs MICH	Crist, Jones, Rudolph, Ruffer - 6	Allen - 89	Rudolph - 8	Rudolph - 164	Te'o - 13
9/18	at MSU	Floyd - 12	Allen - 71	Riddick - 10	Riddick - 128	Motta - 11
9/25	vs STAN	Ruffer - 7	Allen - 49	Floyd - 8	Floyd - 110	Te'o - 21
10/2	at BC	Ruffer - 7	Allen - 90	Riddick - 9	Floyd, Riddick - 69	Calabrese, Te'o - 10
10/9	vs PITT	Ruffer - 11	Allen - 56	Floyd, Riddick - 7	Riddick - 75	H. Smith - 13
10/16	vs WMU	Floyd - 18	Wood - 94	Floyd - 9	Floyd - 157	Te'o - 10
10/23	at NAVY	Jones, Wood - 6	Allen - 66	Kamara - 6	Kamara - 56	Te'o - 13
10/30	vs TULSA	Floyd, Wood - 12	Wood - 58	Floyd - 11	Floyd - 104	G. Gray - 9
11/13	vs UTAH	Kamara - 12	Wood - 71	Floyd - 4	Floyd - 39	B. Smith - 10
11/20	vs ARMY	Ruffer - 9	Wood - 88	Eifert, Toma - 4	Eifert - 78	Te'o - 12
11/27	at USC	Floyd, Kamara, Hughes - 6	Wood - 89	Floyd - 11	Floyd - 86	Fleming, Lewis-Moore - 7
Most Times Led or Tied for Lead		Ruffer - 6	Allen - 7	Floyd - 5	Floyd - 6	Te'o - 7

NOTRE DAME 2010 QUARTER-BY-QUARTER SCORING

DATE	OPPONENT	IRISH							OPPONENTS							Point Differential		
		1	2	1H	3	4	2H	OT	TOT	1	2	1H	3	4	2H		OT	TOT
9/4	vs PUR	7	6	13	7	3	10	0	23	0	3	3	0	9	9	0	12	+11
9/11	vs MICH	7	0	7	10	7	17	0	24	14	7	21	0	7	7	0	28	-4
9/18	at MSU	7	0	7	14	7	21	3	31	0	7	7	14	7	21	6	34	-3
9/25	vs STAN	3	3	6	0	8	8	0	14	10	6	16	3	18	21	0	37	-23
10/2	at BC	21	3	24	7	0	7	0	31	7	6	13	0	0	0	0	13	+18
10/9	vs PITT	7	10	17	3	3	6	0	23	3	0	3	7	7	14	0	17	+6
10/16	vs WMU	7	20	27	14	3	17	0	44	7	10	17	0	3	3	0	20	+24
10/23	at NAVY	3	7	10	0	7	7	0	17	7	14	21	14	0	14	0	35	-18
10/30	vs TULSA	13	7	20	7	0	7	0	27	12	6	18	7	3	10	0	28	-1
11/13	vs UTAH	7	7	14	14	0	14	0	28	3	0	3	0	0	0	0	3	+25
11/20	vs ARMY	0	17	17	10	0	10	0	27	3	0	3	0	0	0	0	3	+24
11/27	at USC	0	13	13	0	7	7	0	20	3	0	3	10	3	13	0	16	+4
2010 Totals		82	93	175	86	45	131	3	309	69	59	128	55	57	112	6	246	+63

NOTRE DAME 2010 3rd & 4th DOWN EFFICIENCY

DATE	OPPONENT	OFFENSE										3rd DOWN	
		3rd & 1	3rd & 2	3rd & 3	3rd & 4	3rd & 5	3rd & 6	3rd & 7	3rd & 8	3rd & 9	3rd & 10+	TOTAL	4th Down
9/4	vs PUR	1 / 1	0 / 0	0 / 0	0 / 1	1 / 1	2 / 3	2 / 2	0 / 1	0 / 0	0 / 3	6 / 12	0 / 0
9/11	vs MICH	1 / 1	0 / 0	0 / 1	1 / 1	0 / 1	0 / 0	1 / 3	0 / 0	0 / 0	1 / 7	4 / 14	0 / 0
9/18	at MSU	1 / 1	1 / 2	1 / 2	0 / 1	0 / 1	1 / 1	0 / 0	0 / 0	0 / 0	1 / 4	5 / 12	0 / 1
9/25	vs STAN	0 / 1	1 / 1	0 / 0	1 / 1	1 / 2	0 / 0	0 / 0	0 / 0	0 / 0	1 / 8	4 / 13	0 / 1
10/2	at BC	3 / 3	0 / 0	0 / 1	1 / 1	0 / 1	1 / 2	1 / 3	1 / 2	0 / 0	1 / 6	8 / 19	0 / 0
10/9	vs PITT	1 / 1	1 / 1	0 / 0	1 / 2	0 / 1	0 / 0	1 / 1	0 / 1	0 / 1	0 / 4	4 / 12	0 / 0
10/16	vs WMU	1 / 1	0 / 0	1 / 1	0 / 0	1 / 1	1 / 1	0 / 2	0 / 0	0 / 0	1 / 7	5 / 13	2 / 2
10/23	at NAVY	1 / 1	0 / 0	1 / 2	2 / 3	0 / 1	0 / 1	0 / 0	0 / 0	1 / 1	1 / 3	6 / 12	1 / 3
10/30	vs TULSA	0 / 1	1 / 1	0 / 0	1 / 1	0 / 1	0 / 0	0 / 1	1 / 2	0 / 1	0 / 6	3 / 14	1 / 1
11/13	vs UTAH	1 / 1	0 / 0	0 / 1	0 / 0	0 / 1	0 / 0	0 / 2	0 / 0	0 / 1	1 / 4	2 / 10	0 / 1
11/20	vs ARMY	1 / 1	1 / 2	2 / 2	0 / 0	1 / 1	1 / 1	0 / 1	1 / 2	0 / 0	1 / 4	8 / 14	0 / 0
11/27	at USC	2 / 3	0 / 2	1 / 3	1 / 1	0 / 0	0 / 0	1 / 2	0 / 1	0 / 1	0 / 2	5 / 15	0 / 0
TOTALS		13 / 16	5 / 9	6 / 13	8 / 12	4 / 12	6 / 9	6 / 17	3 / 9	1 / 5	8 / 58	60 / 160	4 / 9
		81.3%	55.6%	46.2%	66.7%	33.3%	66.7%	35.3%	33.3%	20.0%	13.8%	37.5%	44.4%

3rd & 1-5 36 / 62 58.1%	3rd & 6-10+ 24 / 98 24.5%	3rd & 1-3 24 / 38 63.2%	3rd & 4-6 18 / 33 54.5%	3rd & 7-10+ 18 / 89 20.2%
--	--	--	--	--

DATE	OPPONENT	DEFENSE										3rd DOWN	
		3rd & 1	3rd & 2	3rd & 3	3rd & 4	3rd & 5	3rd & 6	3rd & 7	3rd & 8	3rd & 9	3rd & 10+	TOTAL	4th Down
9/4	vs PUR	3 / 5	0 / 0	0 / 0	0 / 1	0 / 1	0 / 2	1 / 1	1 / 2	0 / 1	0 / 4	5 / 17	0 / 0
9/11	vs MICH	1 / 2	0 / 1	1 / 1	0 / 2	1 / 4	0 / 1	0 / 1	0 / 0	0 / 1	0 / 3	3 / 16	0 / 0
9/18	at MSU	0 / 1	0 / 1	1 / 2	2 / 2	0 / 1	2 / 3	0 / 0	0 / 1	0 / 0	1 / 6	6 / 17	2 / 2
9/25	vs STAN	5 / 6	0 / 0	0 / 0	1 / 1	0 / 0	1 / 1	2 / 2	0 / 1	0 / 0	2 / 5	11 / 16	0 / 0
10/2	at BC	0 / 0	1 / 2	3 / 3	0 / 1	0 / 0	0 / 1	0 / 2	0 / 3	0 / 2	0 / 5	4 / 19	0 / 0
10/9	vs PITT	1 / 2	1 / 2	1 / 1	1 / 1	0 / 1	0 / 1	0 / 3	1 / 2	0 / 1	0 / 1	5 / 15	1 / 4
10/16	vs WMU	0 / 1	0 / 2	2 / 2	0 / 0	0 / 2	0 / 1	0 / 0	0 / 1	0 / 1	0 / 4	2 / 14	2 / 2
10/23	at NAVY	3 / 3	3 / 3	1 / 1	1 / 3	1 / 2	1 / 1	0 / 0	0 / 0	0 / 0	0 / 0	10 / 13	0 / 0
10/30	vs TULSA	1 / 2	1 / 1	0 / 4	1 / 3	1 / 1	0 / 1	0 / 0	0 / 0	1 / 1	1 / 3	6 / 16	0 / 0
11/13	vs UTAH	1 / 1	0 / 0	1 / 1	0 / 1	0 / 0	0 / 1	0 / 2	1 / 3	0 / 0	1 / 6	4 / 15	1 / 4
11/20	vs ARMY	2 / 2	1 / 1	1 / 3	0 / 0	0 / 0	1 / 3	0 / 1	1 / 1	1 / 2	0 / 3	7 / 16	0 / 0
11/27	at USC	2 / 4	1 / 2	0 / 0	0 / 0	0 / 0	1 / 6	0 / 3	0 / 0	0 / 1	0 / 1	4 / 17	2 / 3
TOTALS		19 / 29	8 / 15	11 / 18	6 / 15	3 / 12	6 / 22	3 / 15	4 / 14	2 / 10	5 / 41	67 / 191	8 / 15
		65.5%	53.3%	61.1%	40.0%	25.0%	27.3%	20.0%	28.6%	20.0%	12.2%	35.1%	53.3%

3rd & 1-5 47 / 89 52.8%	3rd & 6-10+ 20 / 102 19.6%	3rd & 1-3 38 / 62 61.3%	3rd & 4-6 15 / 49 30.6%	3rd & 7-10+ 14 / 80 17.5%
--	---	--	--	--

MEDIA INFO

GAME NOTES

THE FIGHTING IRISH

COACHES & STAFF

2010 SEASON REVIEW

BOWL HISTORY

THIS IS NOTRE DAME



NOTRE DAME 2010 DRIVE ENGINEERING

IRISH OFFENSIVE DRIVES																		
DATE	OPPONENT	Total	TDs	FGs	FG		Punt	Punt		INT	Fumble	Downs	Time	Safety	Points	Scoring	1st Half	2nd Half
		Drives			Miss	Block		Block	Efficiency							1st Drive	1st Drive	
9/4	vs PUR	12	2	3	0	0	3	0	0	1	0	2	0	23	42%	Punt	TD	
9/11	vs MICH	17	3	1	0	0	8	0	3	0	0	2	0	24	24%	TD	TD	
9/18	at MSU	15	4	1	0	0	5	0	1	2	0	2	0	31	33%	Punt	TD	
9/25	vs STAN	13	1	2	0	0	5	0	1	1	1	2	0	14	23%	Punt	Punt	
10/2	at BC	17	4	1	0	0	8	0	1	2	0	1	0	31	29%	TD	Punt	
10/9	vs PITT	11	2	1	0	0	3	0	1	1	2	0	0	17	27%	FG	Downs	
10/16	vs WMU	15	6	1	0	0	5	0	1	0	0	2	0	44	47%	TD	TD	
10/23	at NAVY	9	2	1	0	0	1	0	2	0	2	1	0	17	33%	Downs	INT	
10/30	vs TULSA	16	4	0	0	0	8	0	3	1	0	0	0	27	25%	Punt	TD	
11/13	vs UTAH	13	4	0	0	0	6	0	0	0	1	2	0	28	31%	Downs	TD	
11/20	vs ARMY	11	3	2	0	0	4	0	1	0	0	1	0	27	45%	INT	TD	
11/27	at USC	14	3	0	0	0	6	0	3	1	0	1	0	20	21%	Punt	INT	
2010 Totals		163	38	13	0	0	62	0	17	9	6	16	0	303	31%	24	49	

OPPONENT OFFENSIVE DRIVES																		
DATE	OPPONENT	Total	TDs	FGs	FG		Punt	Punt		INT	Fumble	Downs	Time	Safety	Points	Scoring	1st Half	2nd Half
		Drives			Miss	Block		Block	Efficiency							1st Drive	1st Drive	
9/4	vs PUR	11	1	1	0	0	6	0	2	0	1	0	0	10	18%	Punt	Punt	
9/11	vs MICH	16	4	0	2	0	10	0	0	0	0	0	0	28	25%	Punt	Punt	
9/18	at MSU	14	5	0	0	0	8	0	1	0	0	0	0	34	36%	Punt	TD	
9/25	vs STAN	12	2	5	0	0	1	0	2	1	0	0	0	37	58%	Fumble	FG	
10/2	at BC	17	1	2	0	0	11	0	2	0	0	1	0	13	18%	Punt	Punt	
10/9	vs PITT	11	2	1	0	0	3	0	1	1	2	0	0	17	27%	FG	Downs	
10/16	vs WMU	14	2	2	0	0	6	0	2	2	0	0	0	20	29%	Punt	Punt	
10/23	at NAVY	9	5	0	0	0	3	0	0	0	1	0	0	35	56%	TD	TD	
10/30	vs TULSA	17	3	2	1	0	7	0	0	2	0	2	0	28	29%	TD	Fumble	
11/13	vs UTAH	12	0	1	0	0	5	1	1	1	3	0	0	3	8%	FG	Fumble	
11/20	vs ARMY	11	0	1	0	0	7	0	2	0	0	1	0	3	9%	FG	INT	
11/27	at USC	14	1	3	0	0	7	0	1	0	1	1	0	16	29%	Punt	FG	
2010 Totals		158	26	18	3	0	74	1	14	7	8	5	0	244	28%	23	20	

NOTRE DAME 2010 RED ZONE EFFICIENCY

IRISH RED ZONE STATS															
DATE	OPPONENT	Drives In		Scoring			Missed				Avg. Points	GOAL - TO - GO			
		Red Zone	Scores	%	TDs	TD %	FGs	FGs	Turnovers	Downs		Drives	TDs	TD %	FGs
9/4	vs PUR	4	3	75.0%	1	25.0%	2	0	1	0	3.0	1	1	100.0%	0
9/11	vs MICH	3	2	66.7%	1	33.3%	1	0	0	0	3.0	3	1	33.3%	1
9/18	at MSU	4	4	100.0%	3	75.0%	1	0	0	0	5.2	2	2	100.0%	0
9/25	vs STAN	3	2	66.7%	1	33.3%	1	0	0	0	3.0	1	1	100.0%	0
10/2	at BC	5	5	100.0%	4	80.0%	1	0	0	0	5.4	2	2	100.0%	0
10/9	vs PITT	5	4	80.0%	2	40.0%	2	0	0	0	3.6	3	2	66.7%	1
10/16	vs WMU	3	3	100.0%	2	66.7%	1	0	0	0	5.0	2	2	100.0%	0
10/23	at NAVY	3	2	66.7%	2	66.7%	0	0	0	1	4.0	2	1	50.0%	0
10/30	vs TULSA	4	3	75.0%	3	75.0%	0	0	1	0	4.5	2	2	100.0%	0
11/13	vs UTAH	2	2	100.0%	2	100.0%	0	0	0	0	6.0	1	1	100.0%	0
11/20	vs ARMY	3	2	66.7%	1	33.3%	1	0	1	0	3.0	1	1	100.0%	0
11/27	at USC	3	3	100.0%	3	100.0%	0	0	0	0	6.0	3	3	100.0%	0
2010 Totals		42	35	83.3%	25	59.5%	10	0	3	1	4.3	23	19	82.6%	2

IRISH RED ZONE DRIVES ENDED BY TIME: 3 (vs. Michigan; vs. Stanford; vs. Pittsburgh)

OPPONENT RED ZONE STATS															
DATE	OPPONENT	Drives In		Scoring			Missed				Avg. Points	GOAL - TO - GO			
		Red Zone	Scores	%	TDs	TD %	FGs	FGs	Turnovers	Downs		Drives	TDs	TD %	FGs
9/4	vs PUR	2	1	50.0%	0	0.0%	1	0	1	0	1.5	0	0	0.0%	0
9/11	vs MICH	2	2	100.0%	2	100.0%	0	0	0	0	6.0	2	2	100.0%	0
9/18	at MSU	4	3	75.0%	3	75.0%	0	0	1	0	4.5	2	1	50.0%	0
9/25	vs STAN	7	7	100.0%	2	28.6%	5	0	0	0	3.9	2	1	50.0%	1
10/2	at BC	1	1	100.0%	0	0.0%	1	0	0	0	3.0	0	0	0.0%	0
10/9	vs PITT	4	2	50.0%	1	25.0%	1	1	1	0	2.2	1	1	100.0%	0
10/16	vs WMU	4	4	100.0%	2	50.0%	2	0	0	0	4.5	4	2	50.0%	2
10/23	at NAVY	4	4	100.0%	4	100.0%	0	0	0	0	6.0	4	4	100.0%	0
10/30	vs TULSA	4	3	75.0%	1	25.0%	2	1	0	0	3.0	1	1	100.0%	0
11/13	vs UTAH	2	0	0.0%	0	0.0%	0	0	0	2	0.0	1	0	0.0%	0
11/20	vs ARMY	1	1	100.0%	0	0.0%	1	0	0	0	3.0	0	0	0.0%	0
11/27	at USC	2	2	100.0%	1	50.0%	1	0	0	0	4.5	2	1	50.0%	1
2010 Totals		37	30	81.1%	16	43.2%	14	2	3	2	3.7	19	13	68.4%	4

OPPONENT RED ZONE DRIVES ENDED BY TIME:



NOTRE DAME 2010 TURNOVER RATIO

	TAKE-AWAYS			POINTS OFF TURNOVERS				Total Points
	INTs	Fumbles	Total	Scores	TDs	FGs	Conv. %	
IRISH	14	7	21	10	6	4	47.6%	54
OPPONENTS	16	8	24	14	7	7	58.3%	69

DATE	OPPONENT	TAKE-AWAYS			GIVE-AWAYS			Net Differential	Result
		INTs	Fumbles	Total	INTs	Fumbles	Total		
9/4	vs PUR	2	0	2	0	1	1	+1	W
9/11	vs MICH	0	0	0	3	0	3	-3	L
9/18	at MSU	1	0	1	1	2	3	-2	L
9/25	vs STAN	2	1	3	1	1	2	+1	L
10/2	at BC	2	0	2	1	2	3	-1	W
10/9	vs PITT	1	1	2	0	0	0	+2	W
10/16	vs WMU	2	2	4	1	0	1	+3	W
10/23	at NAVY	0	0	0	2	0	2	-2	L
10/30	vs TULSA	0	2	2	3	1	4	-2	L
11/13	vs UTAH	1	1	2	0	0	0	+2	W
11/20	vs ARMY	2	0	2	1	0	1	+1	W
11/27	at USC	1	0	1	3	1	4	-3	W
2010 Totals		14	7	21	16	8	24	-3	7-5

NOTRE DAME 2010 TURNOVER BREAKDOWN

* Bold denotes TD

TAKE-AWAY / GIVE-AWAY RATIO = -3 (21 / 24)

IRISH TAKE-AWAYS (21)											Points Off
Date	Opponent	QTR	Scrimmage	Player	Turnover (Forced By)	Take-Away	Yardline	Return*	Drive Result	Turnover	
9/4	vs PUR	1	3-6, ND 34	Robert Marve	Interception	Darrin Walls	ND 16	0	Touchdown	7	
9/4	vs PUR	4	4-1, ND 5	Robert Marve	Interception	Ian Williams	ND 3	0	Safety	0	
9/18	at MSU	2	3-G, ND 8	Kirk Cousins	Interception	Zeke Motta	ND 0	0	Fumble	0	
9/25	vs STAN	1	Punt	Doug Baldwin	Fumble (Muffed Punt)	Zeke Motta	STAN 21	0	Field Goal	3	
9/25	vs STAN	2	1-10, ND 30	Andrew Luck	Interception	Jamoris Slaughter	ND 2	26	Punt	0	
9/25	vs STAN	3	2-10, STAN 45	Andrew Luck	Interception	Darrin Walls	ND 43	1	Punt	0	
10/2	at BC	4	3-8, BC 31	Mike Marscovetra	Interception	Robert Blanton	BC 46	-1	Interception	0	
10/2	at BC	4	1-10, ND 29	Mike Marscovetra	Interception	Harrison Smith	ND 10	23	Punt	0	
10/9	vs PITT	2	3-7, PITT 42	Tino Sunseri	Interception	Harrison Smith	ND 40	15	Field Goal	3	
10/9	vs PITT	2	4-7, ND 19	Andrew Janocko	Fumble (Muffed FG)	Kapron Lewis-Moore	ND 23	0	End of Half	0	
10/16	vs WMU	2	1-10, WMU 25	Alex Carder	Interception	Darius Fleming	WMU 32	0	Touchdown	7	
10/16	vs WMU	2	3-2, WMU 44	Jordan White	Fumble (Gary Gray)	Ethan Johnson	ND 45	0	Punt	0	
10/16	vs WMU	2	3-2, ND 47	Alex Carder	Interception	Gary Gray	ND 47	9	Touchdown	7	
10/16	vs WMU	4	2-3, ND 35	Alex Carder	Fumble (Kapron Lewis-Moore)	Kerry Neal	ND 36	0	Field Goal	3	
10/30	vs TULSA	2	2-15, TULSA 42	G.J. Kinne	Fumble (Brian Smith)	Kona Schwenke	TULSA 47	0	Punt	0	
10/30	vs TULSA	3	1-10, ND 37	J. Douglas	Fumble (Kerry Neal)	Darrin Walls	ND 19	0	Touchdown	7	
11/13	vs UTAH	1	1-10, UTAH 33	Jordan Wynn	Interception	Harrison Smith	UTAH 49	0	Punt	0	
11/13	vs UTAH	3	2nd Half Kickoff	Shaky Smithson	Fumble (Austin Collinsworth)	Daniel Smith	UTAH 26	0	Touchdown	7	
11/20	vs ARMY	3	3-7, ARMY 26	Trent Steelman	Interception	Darrin Walls	ARMY 42	42	Touchdown	7	
11/20	vs ARMY	3	2-13, ARMY 27	Trent Steelman	Interception	Brian Smith	ARMY 37	14	Field Goal	3	
11/27	at USC	4	2-10, ND 23	Mitch Mustain	Interception	Harrison Smith	ND 1	0	End of Game	0	

IRISH POINTS OFF TURNOVERS **54**

IRISH GIVE-AWAYS (24)											Points Off
Date	Opponent	QTR	Scrimmage	Player	Turnover (Forced By)	Take-Away	Yardline	Return*	Drive Result	Turnover	
9/4	vs PUR	3	2-10, PUR 16	Michael Floyd	Fumble (Will Lucas)	Logan Link	PUR 2	0	Interception	0	
9/11	vs MICH	1	2-9, ND 25	Tommy Rees	Interception	Jonas Mouton	ND 40	9	Touchdown	7	
9/11	vs MICH	2	1-10, ND 48	Nate Montana	Interception	J.T. Floyd	MICH 37	0	Punt	0	
9/11	vs MICH	3	1-10, UM 23	Dayne Crist	Interception	Jordan Kovacs	ND 35	10	Punt	0	
9/18	at MSU	2	2-10, MSU 22	Michael Floyd	Fumble (Chris Norman)	Marcus Hyde	MSU 11	0	Punt	0	
9/18	at MSU	2	1-10, MSU 27	Dayne Crist	Interception	Johnny Adams	MSU 6	0	Touchdown	7	
9/18	at MSU	4	4-1, ND 42	Dayne Crist	Fumble (J. Strayhorn)	Chris Norman	ND 44	0	Punt	0	
9/25	vs STAN	1	1-10, ND 20	Dayne Crist	Fumble (Levine Toilolo)	Chase Thomas	ND 15	0	Field Goal	3	
9/25	vs STAN	4	1-10, ND 16	Dayne Crist	Interception	Owen Marecic	ND 20	20	Touchdown	7	
10/2	at BC	2	2-4, ND 48	Cierre Wood	Fumble (Max Holloway)	Luke Kuechly	ND 45	0	Field Goal	3	
10/2	at BC	2	3-16, ND 10	Armando Allen	Fumble (Damik Scafe)	Dominick LeGrand	ND 18	4	Field Goal	3	
10/2	at BC	4	4-7, BC 33	Dayne Crist	Interception	D. Fletcher	BC 18	8	Interception	0	
10/16	vs WMU	4	2-11, ND 32	Dayne Crist	Interception	Jamail Berry	ND 45	3	Fumble	0	
10/23	at NAVY	2	3-6, ND 7	Dayne Crist	Interception	De'Von Richardson	ND 30	0	Touchdown	7	
10/23	at NAVY	3	2-10, NAVY 44	Dayne Crist	Interception	Kwesi Mitchell	NAVY 27	1	Touchdown	7	
10/30	vs TULSA	1	4-4, TULSA 29	John Goodman	Muffed Punt	Bryan Burnham	ND 14	0	Missed FG	0	
10/30	vs TULSA	2	1-10, TULSA 30	Tommy Rees	Interception	Shawn Jackson	TULSA 34	66	Touchdown	6	
10/30	vs TULSA	2	1-10, ND 45	Tommy Rees	Interception	Dexter McCoil	TULSA 35	0	End of Half	0	
10/30	vs TULSA	4	2-8, TULSA 19	Tommy Rees	Interception	John Flanders	TULSA 0	0	End of Game	0	
11/20	vs ARMY	1	2-5, ARMY 5	Tommy Rees	Interception	Donovan Travis	ARMY 0	0	Field Goal	3	
11/27	at USC	1	3-2, ND 28	Tommy Rees	Interception	Chris Galippo	ND 31	0	Field Goal	3	
11/27	at USC	3	3-10, ND 29	Tommy Rees	Interception	Devon Kennard	ND 29	8	Field Goal	3	
11/27	at USC	3	3-10, ND 15	Tommy Rees	Fumble (Nick Perry)	Nick Perry	ND 10	8	Touchdown	7	
11/27	at USC	4	1-10, ND 21	Tommy Rees	Interception	Marshall Jones	ND 38	0	Field Goal	3	

OPPONENTS POINTS OFF TURNOVERS **69**



NOTRE DAME 2010 SCORING DRIVES

DATE	OPPONENT	OBTAINED	SCORING PLAY	PAT	PLAYS	YARDS	DRIVE		SCORE		TIME		#
							TIME	UND-OPP	QTR	LEFT			
9/4	vs PUR	Interception	Armando Allen 22-yard run	Ruffer kick	7	84	2:26	7-0	1	2:01		1	
9/4	vs PUR	Punt	David Ruffer 22-yard field goal		8	50	2:53	10-0	2	11:09		2	
9/4	vs PUR	Kickoff (FG)	David Ruffer 46-yard field goal		9	45	3:07	13-3	2	0:43		3	
9/4	vs PUR	Punt	TJ Jones 5-yard rec. from Crist	Ruffer kick	5	30	2:12	20-3	3	10:20		4	
9/4	vs PUR	Punt	David Ruffer 37-yard field goal		10	39	3:47	23-12	4	4:30		5	
9/11	vs MICH	Kickoff (1st Half)	Dayne Crist 1-yard run	Ruffer kick	13	71	3:41	7-0	1	11:19		6	
9/11	vs MICH	Punt	TJ Jones 53-yard rec. from Crist	Ruffer kick	2	53	0:12	14-21	3	12:42		7	
9/11	vs MICH	Punt	David Ruffer 24-yard field goal		8	66	2:14	17-21	3	8:48		8	
9/11	vs MICH	Punt	Kyle Rudolph 95-yard rec. from Crist	Ruffer kick	1	91	0:34	24-21	4	3:41		9	
9/18	at MSU	Punt	Michael Floyd 7-yard rec. from Crist	Ruffer kick	9	80	2:24	7-0	1	5:28		10	
9/18	at MSU	Kickoff (TD)	Kyle Rudolph 10-yard rec. from Crist	Ruffer kick	6	74	1:49	14-14	3	12:25		11	
9/18	at MSU	Kickoff (TD)	Theo Riddick 15-yard rec. from Crist	Ruffer kick	11	77	4:16	21-21	3	1:29		12	
9/18	at MSU	Punt	Michael Floyd 24-yard rec. from Crist	Ruffer kick	5	52	1:29	28-21	4	13:20		13	
9/18	at MSU	OT Possession	David Ruffer 33-yard field goal		4	9	0:00	31-28	OT	-		14	
9/25	vs STAN	Fumble	David Ruffer 22-yard field goal		6	16	2:39	3-0	1	8:11		15	
9/25	vs STAN	Kickoff (FG)	David Ruffer 40-yard field goal		12	61	3:46	6-10	2	13:22		16	
9/25	vs STAN	Kickoff (TD)	Theo Riddick 3-yard rec. from Crist	Allen rush	6	80	1:44	14-34	4	6:01		17	
10/2	at BC	Kickoff (1st Half)	Dayne Crist 7-yard run	Ruffer kick	4	50	1:48	7-0	1	13:12		18	
10/2	at BC	Punt	Kyle Rudolph 2-yard rec. from Crist	Ruffer kick	9	59	3:38	14-0	1	6:26		19	
10/2	at BC	Punt	Theo Riddick 20-yard rec. from Crist	Ruffer kick	7	72	2:22	21-0	1	2:19		20	
10/2	at BC	Kickoff (FG)	David Ruffer 37-yard field goal		5	26	1:30	24-13	2	5:22		21	
10/2	at BC	Punt	Armando Allen 2-yard run	Ruffer kick	14	76	4:44	31-13	3	4:39		22	
10/9	vs PITT	Kickoff (FG)	Michael Floyd 1-yard rec. from Crist	Ruffer kick	13	77	4:50	7-3	1	2:36		23	
10/9	vs PITT	Missed FG	Dayne Crist 10-yard run	Ruffer kick	15	80	6:23	14-3	2	8:25		24	
10/9	vs PITT	Interception	David Ruffer 32-yard field goal		5	30	2:11	17-3	2	3:22		25	
10/9	vs PITT	Downs	David Ruffer 50-yard field goal		4	1	0:50	20-3	3	12:11		26	
10/9	vs PITT	Punt	David Ruffer 31-yard field goal		11	69	3:21	23-10	4	9:06		27	
10/16	vs WMU	Kickoff (1st Half)	Michael Floyd 80-yard rec. from Crist	Ruffer kick	1	80	0:12	7-0	1	14:48		28	
10/16	vs WMU	Interception	Michael Floyd 32-yard rec. from Goodman	Ruffer kick	1	32	0:08	14-7	2	14:41		29	
10/16	vs WMU	Punt	Dayne Crist 9-yard run	Ruffer kick blocked	5	36	1:36	20-7	2	9:16		30	
10/16	vs WMU	Interception	Tyler Eifert 39-yard rec. from Crist	Ruffer kick	4	44	0:52	27-10	2	2:19		31	
10/16	vs WMU	Punt	Cierre Wood 39-yard run	Ruffer kick	2	44	0:38	34-17	3	12:17		32	
10/16	vs WMU	Punt	Michael Floyd 2-yard rec. from Crist	Ruffer kick	9	53	4:06	41-17	3	6:34		33	
10/16	vs WMU	Fumble	David Ruffer 33-yard field goal		10	48	5:32	44-17	4	7:46		34	
10/23	at NAVY	Kickoff (TD)	David Ruffer 45-yard field goal		10	48	3:01	3-7	1	3:04		35	
10/23	at NAVY	Kickoff (TD)	TJ Jones 16-yard rec. from Crist	Ruffer kick	13	72	4:54	10-14	2	6:07		36	
10/23	at NAVY	Punt	Cierre Wood 1-yard run	Ruffer kick	10	76	4:09	17-35	4	6:12		37	
10/30	vs TULSA	Kickoff (TD)	Michael Floyd 10-yard rec. from Rees	Ruffer kick blocked	9	78	3:35	6-9	1	6:13		38	
10/30	vs TULSA	Kickoff (FG)	Cierre Wood 23-yard pitch from Jones	Ruffer kick	5	58	1:38	13-12	1	1:21		39	
10/30	vs TULSA	Missed FG	Michael Floyd 4-yard rec. from Rees	Ruffer kick	13	80	5:05	20-12	2	8:10		40	
10/30	vs TULSA	Fumble	Cierre Wood 6-yard rec. from Rees	Ruffer kick	9	81	2:55	27-18	3	8:47		41	
11/13	vs UTAH	Punt	Robert Blanton 5-yard blocked punt return	Ruffer kick	-	-	-	7-3	1	2:04		42	
11/13	vs UTAH	Punt	Michael Floyd 3-yard rec. from Rees	Ruffer kick	3	61	1:43	14-3	2	12:25		43	
11/13	vs UTAH	Fumble	Duval Kamara 26-yard rec. from Rees	Ruffer kick	1	26	0:13	21-3	3	14:47		44	
11/13	vs UTAH	Punt	Duval Kamara 12-yard rec. from Rees	Ruffer kick	5	63	2:17	28-3	3	9:09		45	
11/20	vs ARMY	Kickoff (FG)	David Ruffer 47-yard field goal		6	36	2:15	3-3	2	14:50		46	
11/20	vs ARMY	Punt	Robert Hughes 1-yard run	Ruffer kick	4	40	0:50	10-3	2	11:55		47	
11/20	vs ARMY	Punt	Tyler Eifert 31-yard rec. from Rees	Ruffer kick	5	71	2:17	17-3	2	8:01		48	
11/20	vs ARMY	Interception	Darrin Walls 42-interception return	Ruffer kick	-	-	-	24-3	3	14:00		49	
11/20	vs ARMY	Interception	David Ruffer 39-yard field goal		6	16	2:25	27-3	3	5:23		50	
11/27	at USC	Punt	Michael Floyd 1-yard rec. from Rees	Ruffer kick	16	79	8:02	7-3	2	2:39		51	
11/27	at USC	Downs	Duval Kamara 1-yard rec. from Rees	Ruffer kick missed	7	62	0:37	13-3	2	0:07		52	
11/27	at USC	Kickoff (FG)	Robert Hughes 5-yard run	Ruffer kick	7	77	3:55	20-16	4	2:23		53	

OPPONENTS 2010 SCORING DRIVES

#	DATE	OPPONENT	OBTAINED	SCORING PLAY	PAT	PLAYS	YARDS	DRIVE	SCORE	QTR	TIME
								TIME	UND-OPP		LEFT
1	9/4	vs PUR	Kickoff (FG)	Carson Wiggs 25-yard field goal		15	79	7:19	10-3	2	3:50
2	9/4	vs PUR		Team safety					20-5	4	14:48
3	9/4	vs PUR	Kickoff (Safety)	Robert Marve 23-yard run	Wiggs kick	7	55	2:53	20-12	4	11:55
4	9/11	vs MICH	Interception	Roy Roundtree 31-yard rec. from Robinson	Gibbons kick	1	31	0:06	7-7	1	8:06
5	9/11	vs MICH	Punt	Stephen Hopkins 1-yard run	Gibbons kick	5	65	1:40	7-14	1	1:26
6	9/11	vs MICH	Punt	Denard Robinson 87-yard run	Gibbons kick	5	98	1:56	7-21	2	1:51
7	9/11	vs MICH	Kickoff (TD)	Denard Robinson 2-yard run	Broekhuizen kick	12	72	3:14	24-28	4	0:27
8	9/18	at MSU	Interception	Keshawn Martin 6-yard rec. from Cousins	Conroy kick	7	94	3:17	7-7	2	2:22
9	9/18	at MSU	Kickoff (2nd Half)	Edwin Baker 56-yard run	Conroy kick	2	74	0:35	7-14	3	14:20
10	9/18	at MSU	Kickoff (TD)	Le'Veon Bell 16-yard run	Conroy kick	11	73	6:29	14-21	3	5:51
11	9/18	at MSU	Punt	B.J. Cunningham 24-yard rec. from Cousins	Conroy kick	4	56	2:12	28-28	4	7:43
12	9/18	at MSU	OT Possession	Charlie Gantt 29-yard rec. from Bates	Conroy kick	4	25	0:00	31-34	OT	-
13	9/25	vs STAN	Kickoff (FG)	Coby Fleener 16-yard rec. from Luck	Whitaker kick	10	79	4:34	3-7	1	3:37
14	9/25	vs STAN	Fumble	Nate Whitaker 24-yard field goal		4	9	1:22	3-10	1	2:08
15	9/25	vs STAN	Kickoff (FG)	Nate Whitaker 41-yard field goal		16	58	8:28	6-13	2	4:54
16	9/25	vs STAN	Punt	Nate Whitaker 36-yard field goal		4	32	0:30	6-16	2	0:04
17	9/25	vs STAN	Kickoff (2nd Half)	Nate Whitaker 33-yard field goal		10	49	4:16	6-19	3	10:44
18	9/25	vs STAN	Downs	Owen Marecic 1-yard run	Ertz rec. from Luck	11	49	5:37	6-27	4	7:58
19	9/25	vs STAN	Interception	Owen Marecic 20-yard INT return	Whitaker kick	-	-	-	6-34	4	7:45
20	9/25	vs STAN	Kickoff (TD)	Nate Whitaker 29-yard field goal		7	21	4:14	14-37	4	1:47
21	10/2	at BC	Kickoff (TD)	Bobby Swiegiert 58-yard rec. from Rettig	Freese kick	4	68	2:00	21-7	1	0:19
22	10/2	at BC	Fumble	Nate Freese 49-yard field goal		7	14	3:20	21-10	2	11:32
23	10/2	at BC	Fumble	Nate Freese 25-yard field goal		4	10	1:18	21-13	2	5:22
24	10/9	vs PITT	Punt	Dan Hutchins 26-yard field goal		12	68	6:22	0-3	1	7:26
25	10/9	vs PITT	Punt	Tino Sunseri 4-yard run	Hutchins kick	10	77	4:50	20-10	3	3:12
26	10/9	vs PITT	Kickoff (FG)	Jon Baldwin 56-yard rec. from Sunseri	Hutchins kick	3	64	1:43	23-17	4	7:23
27	10/16	vs WMU	Punt	Alex Carder 1-yard run	Potter kick	15	59	7:17	7-7	1	3:20
28	10/16	vs WMU	Kickoff (TD)	John Potter 23-yard field goal		10	75	4:03	20-10	2	5:13
29	10/16	vs WMU	Kickoff (TD)	Alex Carder 3-yard run	Potter kick	10	80	2:04	27-17	2	0:15
30	10/16	vs WMU	Kickoff (FG)	John Potter 26-yard field goal		7	70	2:36	44-20	4	5:10
31	10/23	at NAVY	Downs	Alexander Teich 31-yard rec. from Dobbs	Teague kick	6	99	3:08	0-7	1	6:05
32	10/23	at NAVY	Kickoff (FG)	Ricky Dobbs 3-yard run	Teague kick	12	77	7:03	3-14	2	11:01
33	10/23	at NAVY	Interception	Gee Gee Green 9-yard run	Teague kick	5	30	1:45	10-21	2	0:14
34	10/23	at NAVY	Kickoff (2nd Half)	Ricky Dobbs 9-yard run	Teague kick	7	77	3:37	10-28	3	11:23
35	10/23	at NAVY	Interception	Ricky Dobbs 1-yard run	Teague kick	10	73	5:18	10-35	3	4:38
36	10/30	vs TULSA	Punt	Damaris Johnson 9 yard rec. from Kinne	Fitzpatrick kick	9	67	3:30	0-7	1	9:48
37	10/30	vs TULSA	PAT Block Return	Cornelius Arnick PAT Return		-	-	-	6-9	1	6:13
38	10/30	vs TULSA	Kickoff (TD)	Kevin Fitzpatrick 37-yard field goal		8	60	3:14	6-12	1	2:59
39	10/30	vs TULSA	Interception	Shawn Jackson 66-yard INT return	Kinne pass failed	-	-	-	20-18	2	0:37
40	10/30	vs TULSA	Punt	Damaris Johnson 59-yard punt return	Fitzpatrick kick	-	-	-	27-25	3	4:59
41	10/30	vs TULSA	Punt	Kevin Fitzpatrick 27-yard field goal		12	57	4:47	27-28	4	3:23
42	11/13	vs UTAH	Downs	Joe Phillips 46-yard field goal		9	24	4:39	0-3	1	8:31
43	11/20	vs ARMY	Interception	Alex Carlton 20-yard field goal		17	78	8:45	0-3	1	2:10
44	11/27	at USC	Interception	Joe Houston 45-yard field goal		4	3	2:20	0-3	1	4:09
45	11/27	at USC	Interception	Joe Houston 23-yard field goal		7	15	2:29	13-6	3	11:02
46	11/27	at USC	Fumble	Mitch Mustain 1-yard run	Houston kick	4	2	1:50	13-13	3	5:40
47	11/27	at USC	Interception	Joe Houston 37-yard field goal		7	18	4:03	13-16	4	6:25
48											
49											
50											

MEDIA INFO

GAME NOTES

THE FIGHTING IRISH

COACHES & STAFF

2010 SEASON REVIEW

BOWL HISTORY

THIS IS NOTRE DAME



NOTRE DAME 2010 20-PLUS YARD PASSING PLAYS

* Bold denotes TD

THE FIGHTING IRISH®

IRISH COMPLETIONS OF 20 OR MORE YARDS							OPPONENT COMPLETIONS OF 20 OR MORE YARDS					
DATE	OPPONENT	QTR	PASSER	RECEIVER	YARDS	#	YARDS	RECEIVER	PASSER	QTR	OPPONENT	DATE
9/11	vs MICH	4	Dayne Crist	Kyle Rudolph	95	1	58	Bobby Swigert	Chase Rettig	1	at BC	10/2
10/16	vs WMU	1	Dayne Crist	Michael Floyd	80	2	56	Jon Baldwin	Tino Sunseri	4	vs PITT	10/9
9/11	vs MICH	3	Dayne Crist	TJ Jones	53	3	49	Juan Nunez	Alex Carder	4	vs WMU	10/16
10/16	vs WMU	2	Dayne Crist	Tyler Eifert	39	4	40	Greg Jones	Ricky Dobbs	3	at NAVY	10/23
9/25	vs STAN	4	Dayne Crist	Michael Floyd	37	5	34	Robert Woods	Mitch Mustain	4	at USC	11/27
9/25	vs STAN	4	Dayne Crist	Robert Hughes	37	6	32	Jon Baldwin	Tino Sunseri	1	vs PITT	10/9
9/11	vs MICH	2	Nate Montana	Theo Riddick	37	7	32	Genesis Cole	G.J. Kinne	4	vs TULSA	10/30
10/9	vs PITT	2	Dayne Crist	TJ Jones	37	8	31	Roy Roundtree	Denard Robinson	1	vs MICH	9/11
11/20	vs ARMY	2	Tommy Rees	Tyler Eifert	35	9	31	Martavious Odoms	Denard Robinson	1	vs MICH	9/11
10/2	at BC	1	Dayne Crist	Michael Floyd	35	10	31	Alexander Teich	Ricky Dobbs	1	at NAVY	10/23
9/4	vs PUR	3	Dayne Crist	Michael Floyd	34	11	31	Ricky Johnson	G.J. Kinne	4	vs TULSA	10/30
11/20	vs ARMY	1	Tommy Rees	Michael Floyd	33	12	29	Charlie Gantt	Aaron Bates	OT	at MSU	9/18
10/16	vs WMU	2	John Goodman	Michael Floyd	32	13	27	B.J. Cunningham	Kirk Cousins	2	at MSU	9/18
11/20	vs ARMY	2	Tommy Rees	Tyler Eifert	31	14	27	Davyd Brooks	Trent Steelman	1	vs ARMY	11/20
11/13	vs UTAH	3	Tommy Rees	Duval Kamara	26	15	26	Konrad Reuland	Andrew Luck	1	vs STAN	9/25
10/30	vs TULSA	2	Tommy Rees	Robby Toma	26	16	25	Kendrick Moeai	Jordan Wynn	3	vs UTAH	11/13
10/30	vs TULSA	4	Tommy Rees	Michael Floyd	26	17	24	B.J. Cunningham	Kirk Cousins	4	at MSU	9/18
9/18	at MSU	3	Dayne Crist	Theo Riddick	24	18	24	Shaky Smithson	Jordan Wynn	3	vs UTAH	11/13
9/18	at MSU	4	Dayne Crist	Michael Floyd	24	19	23	Stepfan Taylor	Andrew Luck	4	vs STAN	9/25
11/13	vs UTAH	3	Tommy Rees	Michael Floyd	24	20	22	Damaris Johnson	G.J. Kinne	2	vs TULSA	10/30
10/2	at BC	2	Dayne Crist	Armando Allen	24	21	21	Keshawn Martin	Kirk Cousins	4	at MSU	9/18
11/20	vs ARMY	2	Tommy Rees	Michael Floyd	23	22	21	Coby Fleener	Andrew Luck	2	vs STAN	9/25
10/30	vs TULSA	1	Tommy Rees	Cierre Wood	23	23	21	Devin Street	Tino Sunseri	3	vs PITT	10/9
10/23	at NAVY	4	Tommy Rees	Cierre Wood	23	24	21	Jordan White	Alex Carder	4	vs WMU	10/16
10/23	at NAVY	4	Tommy Rees	Tyler Eifert	23	25	20	Martavious Odoms	Denard Robinson	2	vs MICH	9/11
9/25	vs STAN	4	Dayne Crist	Theo Riddick	22	26	20	Chris Owusu	Andrew Luck	3	vs STAN	9/25
11/20	vs ARMY	1	Tommy Rees	Robby Toma	22	27	20	Clyde Lee	Mike Marscovetra	2	at BC	10/2
11/27	at USC	2	Tommy Rees	Tyler Eifert	22	28	20	Bobby Swigert	Mike Marscovetra	4	at BC	10/2
9/4	vs PUR	2	Dayne Crist	TJ Jones	21	29	20	Bobby Swigert	Mike Marscovetra	4	at BC	10/2
9/25	vs STAN	3	Dayne Crist	TJ Jones	21	30	20	Blake Hammond	Alex Carder	2	vs WMU	10/16
10/30	vs TULSA	2	Tommy Rees	Tyler Eifert	21	31	20	Jereme Brooks	Jordan Wynn	4	vs UTAH	11/13
10/23	at NAVY	1	Dayne Crist	Duval Kamara	21	32						
9/25	vs STAN	4	Dayne Crist	Michael Floyd	20	33						
9/25	vs STAN	4	Dayne Crist	John Goodman	20	34						
9/11	vs MICH	4	Dayne Crist	Kyle Rudolph	20	35						
11/20	vs ARMY	2	Tommy Rees	Robby Toma	20	36						
10/23	at NAVY	4	Tommy Rees	Robby Toma	20	37						
10/2	at BC	1	Dayne Crist	Theo Riddick	20	38						
						39						
						40						



NOTRE DAME 2010 10-PLUS YARD RUSHING PLAYS

* Bold denotes TD

IRISH RUSHES OF 10 OR MORE YARDS					OPPONENT RUSHES OF 10 OR MORE YARDS					
DATE	OPPONENT	QTR	RUSHER	YARDS	#	YARDS	RUSHER	QTR	OPPONENT	DATE
10/16	vs WMU	3	Cierre Wood	39	1	87	Denard Robinson	2	vs MICH	9/11
11/13	vs UTAH	2	Jonas Gray	36	2	56	Edwin Baker	3	at MSU	9/18
10/2	at BC	1	Armando Allen	30	3	54	Alexander Teich	1	at NAVY	10/23
10/16	vs WMU	4	Robert Hughes	30	4	36	Denard Robinson	2	vs MICH	9/11
9/11	vs MICH	3	Armando Allen	29	5	30	Dion Lewis	3	vs PITT	10/9
10/30	vs TULSA	1	Dayne Crist	29	6	25	Ja'Terian Douglas	1	vs TULSA	10/30
11/27	at USC	2	Cierre Wood	28	7	25	Alexander Teich	3	at NAVY	10/23
11/27	at USC	4	Cierre Wood	26	8	24	Marco Nelson	1	vs TULSA	10/30
11/20	vs ARMY	1	Cierre Wood	25	9	23	Robert Marve	4	vs PUR	9/4
10/16	vs WMU	4	Cierre Wood	24	10	23	G.J. Kinne	1	vs TULSA	10/30
9/4	vs PUR	1	Armando Allen	22	11	20	Alex Carder	2	vs WMU	10/16
11/13	vs UTAH	3	Cierre Wood	20	12	19	Denard Robinson	3	vs MICH	9/11
10/30	vs TULSA	2	Bennett Jackson	20	13	18	Ja'Terian Douglas	3	vs TULSA	10/30
9/11	vs MICH	1	Dayne Crist	19	14	17	Alexander Teich	3	at NAVY	10/23
10/23	at NAVY	3	Armando Allen	19	15	16	Le'Veon Bell	1	at MSU	9/18
9/4	vs PUR	4	Armando Allen	18	16	16	Le'Veon Bell	2	at MSU	9/18
10/30	vs TULSA	3	Cierre Wood	18	17	16	Le'Veon Bell	2	at MSU	9/18
9/4	vs PUR	1	Cierre Wood	16	18	16	Le'Veon Bell	3	at MSU	9/18
11/20	vs ARMY	1	Cierre Wood	16	19	16	Trent Steelman	3	vs ARMY	11/20
9/4	vs PUR	1	Cierre Wood	15	20	14	Dan Dierking	2	vs PUR	9/4
9/4	vs PUR	1	Cierre Wood	15	21	14	Edwin Baker	4	at MSU	9/18
9/18	at MSU	4	Armando Allen	14	22	14	Denard Robinson	2	vs MICH	9/11
10/23	at NAVY	1	Dayne Crist	14	23	14	Alexander Teich	3	at NAVY	10/23
10/16	vs WMU	3	Cierre Wood	14	24	13	Dan Dierking	2	vs PUR	9/4
9/4	vs PUR	3	Cierre Wood	13	25	13	Ray Graham	3	vs PITT	10/9
9/4	vs PUR	4	Armando Allen	13	26	13	Gee Gee Green	1	at NAVY	10/23
9/11	vs MICH	2	Armando Allen	13	27	13	Gee Gee Green	2	at NAVY	10/23
11/20	vs ARMY	4	Cierre Wood	13	28	12	Le'Veon Bell	2	at MSU	9/18
11/27	at USC	4	Robert Hughes	13	29	12	Le'Veon Bell	3	at MSU	9/18
9/4	vs PUR	2	Dayne Crist	12	30	12	Denard Robinson	4	vs MICH	9/11
9/18	at MSU	2	Armando Allen	12	31	12	Ray Graham	1	vs PITT	10/9
9/11	vs MICH	3	Armando Allen	12	32	12	G.J. Kinne	1	vs TULSA	10/30
11/20	vs ARMY	2	Cierre Wood	12	33	12	G.J. Kinne	4	vs TULSA	10/30
11/13	vs UTAH	4	Robert Hughes	12	34	12	Alexander Teich	3	at NAVY	10/23
10/23	at NAVY	2	Armando Allen	12	35	12	Alexander Teich	3	at NAVY	10/23
11/27	at USC	4	Robert Hughes	12	36	11	Dan Dierking	3	vs PUR	9/4
9/4	vs PUR	2	Armando Allen	11	37	11	Antavian Edison	4	vs PUR	9/4
9/25	vs STAN	2	Jonas Gray	11	38	11	Andrew Luck	3	vs STAN	9/25
11/20	vs ARMY	4	Robert Hughes	11	39	11	Denard Robinson	4	vs MICH	9/11
11/13	vs UTAH	4	Cierre Wood	11	40	11	Denard Robinson	4	vs MICH	9/11
10/23	at NAVY	1	Cierre Wood	11	41	11	Ricky Dobbs	1	at NAVY	10/23
9/11	vs MICH	1	Dayne Crist	10	42	11	Gee Gee Green	1	at NAVY	10/23
9/11	vs MICH	1	Cierre Wood	10	43	11	Marc Tyler	1	at USC	11/27
9/11	vs MICH	1	Nate Montana	10	44	10	Edwin Baker	2	at MSU	9/18
9/11	vs MICH	2	Armando Allen	10	45	10	Damaris Johnson	1	vs TULSA	10/30
9/11	vs MICH	3	Jonas Gray	10	46	10	Ja'Terian Douglas	1	vs TULSA	10/30
10/9	vs PITT	1	Armando Allen	10	47	10	G.J. Kinne	3	vs TULSA	10/30
10/9	vs PITT	2	Dayne Crist	10	48	10	Montel Harris	2	at BC	10/2

MEDIA INFO

GAME NOTES

THE FIGHTING IRISH

COACHES & STAFF

2010 SEASON REVIEW

BOWL HISTORY

THIS IS NOTRE DAME



NOTRE DAME 2010 20 OR 30-PLUS YARD RETURNS

* Bold denotes TD

IRISH INTERCEPTION RETURNS OF 20 OR MORE YARDS						OPPONENT INTERCEPTION RETURNS OF 20 OR MORE YARDS						
DATE	OPPONENT	QTR	PASSER	RETURNER	YARDS	#	YARDS	RETURNER	PASSER	QTR	OPPONENT	DATE
11/20	vs ARMY	3	Trent Steelman	Darrin Walls	42	1	66	Shawn Jackson	Tommy Rees	2	vs TULSA	10/30
9/25	vs STAN	2	Andrew Luck	Jamoris Slaughter	26	2	20	Owen Marecic	Dayne Crist	4	vs STAN	9/25
10/2	at BC	4	Mike Marscovetra	Harrison Smith	23	3						

IRISH FUMBLE RETURNS OF 20 OR MORE YARDS						OPPONENT FUMBLE RETURNS OF 20 OR MORE YARDS						
DATE	OPPONENT	QTR	FUMBLED BY	RETURNER	YARDS	#	YARDS	RETURNER	FUMBLED BY	QTR	OPPONENT	DATE
						1						
						2						
						3						

IRISH PUNT RETURNS OF 20 OR MORE YARDS						OPPONENT PUNT RETURNS OF 20 OR MORE YARDS						
DATE	OPPONENT	QTR		RETURNER	YARDS	#	YARDS	RETURNER		QTR	OPPONENT	DATE
9/4	vs PUR	3		Armando Allen	38	1	59	Damaris Johnson		3	vs TULSA	10/30
						2						
						3						

IRISH KICKOFF RETURNS OF 30 OR MORE YARDS						OPPONENT KICKOFF RETURNS OF 30 OR MORE YARDS						
DATE	OPPONENT	QTR		RETURNER	YARDS	#	YARDS	RETURNER		QTR	OPPONENT	DATE
10/2	at BC	1		Bennett Jackson	43	1	38	Robert Woods		2	at USC	11/27
10/30	vs TULSA	1		Bennett Jackson	41	2	36	Brian Fields		2	vs WMU	10/16
9/4	vs PUR	4		Cierre Wood	38	3	33	Ray Graham		4	vs PITT	10/9
10/30	vs TULSA	2		Bennett Jackson	35	4	31	Damaris Johnson		3	vs TULSA	10/30
11/13	vs UTAH	1		Bennett Jackson	35	5	31	Josh Jackson		3	vs ARMY	11/20

IRISH BLOCKED FG RETURNS OF 20 OR MORE YARDS						OPPONENT BLOCKED FG RETURNS OF 20 OR MORE YARDS						
DATE	OPPONENT	QTR		RETURNER	YARDS	#	YARDS	RETURNER		QTR	OPPONENT	DATE
						1						
						2						
						3						

Notre Dame Bowl Record Won 14, Lost 15

Season	Bowl	Opponent	W/L	Score
1924	Rose (Jan. 1, 1925)	Stanford	W	27-10
1969	Cotton (Jan. 1, 1970)	Texas	L	17-21
1970	Cotton (Jan. 1, 1971)	Texas	W	24-11
1972	Orange (Jan. 1, 1973)	Nebraska	L	6-40
1973	Sugar (Dec. 31, 1973)	Alabama	W	24-23
1974	Orange (Jan. 1, 1975)	Alabama	W	13-11
1976	Gator (Dec. 27, 1976)	Penn State	W	20-9
1977	Cotton (Jan. 2, 1978)	Texas	W	38-10
1978	Cotton (Jan. 1, 1979)	Houston	W	35-34
1980	Sugar (Jan. 1, 1981)	Georgia	L	10-17
1983	Liberty (Dec. 29, 1983)	Boston College	W	19-18
1984	Aloha (Dec. 29, 1984)	SMU	L	20-27
1987	Cotton (Jan. 1, 1988)	Texas A&M	L	10-35
1988	Fiesta (Jan. 2, 1989)	West Virginia	W	34-21
1989	Orange (Jan. 1, 1990)	Colorado	W	21-6
1990	Orange (Jan. 1, 1991)	Colorado	L	9-10
1991	Sugar (Jan. 1, 1992)	Florida	W	39-28
1992	Cotton (Jan. 1, 1993)	Texas A&M	W	28-3
1993	Cotton (Jan. 1, 1994)	Texas A&M	W	24-21
1994	Fiesta (Jan. 2, 1995)	Colorado	L	24-41
1995	Orange (Jan. 1, 1996)	Florida State	L	26-31
1997	Independence (Dec. 28, 1997)	LSU	L	9-27
1998	Gator (Jan. 1, 1999)	Georgia Tech	L	28-35
2000	Fiesta (Jan. 1, 2001)	Oregon State	L	9-41
2002	Gator (Jan. 1, 2003)	North Carolina St.	L	6-28
2004	Insight (Dec. 28, 2004)	Oregon State	L	21-38
2005	Fiesta (Jan. 2, 2006)	Ohio State	L	20-34
2006	Sugar (Jan. 3, 2007)	LSU	L	14-41
2008	Hawai'i (Dec. 24, 2008)	Hawai'i	W	49-21

1925 Rose Bowl

Notre Dame 27, Stanford 10 **January 1, 1925**

Notre Dame coach Knute Rockne and the famed Four Horsemen brought a perfect 9-0 record to the West Coast to take on coach Pop Warner and Ernie Nevers of Stanford. Notre Dame's victory earned the Irish their first-ever national championship and the first of four national crowns to come via bowl wins.

1970 Cotton Bowl

Texas 21, Notre Dame 17 **January 1, 1970**

Texas came in ranked first in both the Associated Press and United Press International polls with a perfect 10-0 record. Notre Dame stood eighth in the AP poll and ninth according to UPI with its 8-1-1 mark. Texas earned the national championship with its victory, but Notre Dame moved up to fifth in the final AP poll taken after the bowl games.

1971 Cotton Bowl

Notre Dame 24, Texas 11 **January 1, 1971**

Texas again came in ranked first in both the Associated Press and United Press International polls with a 10-0 mark and 30-game winning streak. Notre Dame stood 9-1 and was fifth in the UPI poll and sixth according to the AP. The Notre Dame victory dropped Texas to third in the final AP poll after the bowl games, while Notre Dame moved up to second behind Nebraska.

1973 Orange Bowl

Nebraska 40, Notre Dame 6 **January 1, 1973**

Nebraska came in with an 8-2-1 record, ranked ninth according to United Press International. Notre Dame, 8-2, came in ranked 12th in the UPI poll. The Nebraska victory vaulted the Huskers to fourth in the final AP poll after the bowls, while Notre Dame dropped to 14th.

1973 Sugar Bowl

Notre Dame 24, Alabama 23 **December 31, 1973**

Alabama came in ranked first in both the Associated Press and United Press International polls with an 11-0 record. Notre Dame came in ranked third according to AP and fourth in the UPI poll with a 10-0 record. The Notre Dame victory left the Irish first in the AP poll after the bowls, while Alabama dropped to fourth.

1975 Orange Bowl

Notre Dame 13, Alabama 11 **January 1, 1975**

Alabama came in ranked first in the United Press International poll and second in the Associated Press poll with its 11-0 record. Notre Dame came in standing eighth in the UPI poll and ninth according to AP with its 9-2 record. The Notre Dame victory left Notre Dame sixth and Alabama fifth in the AP poll after the bowls. UPI also took its final tabulation after the bowl games for the first time and rated Alabama second and Notre Dame fourth.

1976 Gator Bowl

Notre Dame 20, Penn State 9 **December 27, 1976**

Penn State came in tied for 20th in the polls with a 7-4 record. Notre Dame came in 13th in the United Press International poll and 15th in the Associated Press poll with an 8-3 record. The Notre Dame victory left the Irish 12th in both the final AP and UPI polls after the bowl games.

1978 Cotton Bowl

Notre Dame 38, Texas 10 **January 2, 1978**

Texas came in ranked first in both the Associated Press and United Press International polls with its perfect 11-0 record. Notre Dame came in ranked fifth by both AP and UPI with a 10-1 record. The Notre Dame victory elevated the Irish to first in both the AP and UPI polls taken after the bowls, while Texas dropped to fourth in AP and fifth in UPI.

1979 Cotton Bowl

Notre Dame 35, Houston 34 **January 1, 1979**

Houston came in ranked ninth according to the Associated Press and 11th according to United Press International with a 9-2 record. Notre Dame came in ranked ninth according to UPI and 10th according to AP with an 8-3 record. The Notre Dame victory left the Irish sixth in UPI and seventh in AP, while Houston dropped to 10th in AP and remained 11th in UPI.

1981 Sugar Bowl

Georgia 17, Notre Dame 10 **January 1, 1981**

Georgia came in ranked first in both the Associated Press and United Press International polls with a perfect 11-0 record. Notre Dame came in seventh in AP and eighth in UPI with a 9-1-1 record. The Georgia victory kept the Bulldogs first in both polls, while Notre Dame dropped to ninth in AP and 10th in UPI.

1983 Liberty Bowl

Notre Dame 19, Boston College 18 **December 29, 1983**

Boston College came in ranked 12th according to United Press International and 13th according to the Associated Press with a 9-2 record. Notre Dame came in unranked with a 6-5 record. The Notre Dame victory dropped the Eagles to 19th in AP and 20th in UPI, while Notre Dame remained unranked. The Irish, however, did finish 18th in the final New York Times computer rankings.

1984 Aloha Bowl

SMU 27, Notre Dame 20 **December 29, 1984**

SMU came in ranked 10th according to both the Associated Press and United Press International with a 9-2 record. Notre Dame came in ranked 17th by AP and 18th by UPI with a 7-4 record. The SMU victory boosted the Mustangs to eighth in both final wire service polls, while Notre Dame dropped out of both polls.

1988 Cotton Bowl

Texas A&M 35, Notre Dame 10 **January 1, 1988**

Texas A&M came in ranked 13th according to both the Associated Press and United Press International with a 9-2 record. Notre Dame came in ranked 12th by AP and 14th by UPI with an 8-3 record. The Texas A&M victory boosted the Aggies to ninth in the final UPI polls and 10th according to AP. Notre Dame fell to 17th in the final AP poll and dropped out of the UPI rankings completely.

1989 Fiesta Bowl**Notre Dame 34, West Virginia 21** **January 2, 1989**

West Virginia came in ranked third according to both the Associated Press and United Press International with an 11-0 record. Notre Dame came in ranked first by both AP and UPI with an 11-0 record. The Notre Dame victory left the Irish atop both polls in the final rankings. West Virginia dropped to fifth in both final polls.

1990 Orange Bowl**Notre Dame 21, Colorado 6** **January 1, 1990**

Colorado came in ranked first in both the Associated Press and United Press International polls with its perfect 11-0 record. Notre Dame came in ranked fourth in both polls with an 11-1 record. The Notre Dame victory boosted the Irish to second in the final AP poll and third according to UPI. Colorado dropped to fourth in both polls.

1991 Orange Bowl**Colorado 10, Notre Dame 9** **January 1, 1991**

Colorado came in ranked first in both the Associated Press and United Press International polls with its 10-1-1 record. Notre Dame came in ranked fifth by AP and sixth by UPI with a 9-2 record. The Colorado victory left the Buffs first according to AP and second by UPI. Notre Dame finished sixth in both polls.

1992 Sugar Bowl**Notre Dame 39, Florida 28** **January 1, 1992**

Florida came in ranked third according to the Associated Press and fourth according to USA Today/CNN with a 10-1 record. Notre Dame came in ranked 18th in both polls with a 9-3 record. The Notre Dame victory left the Gators seventh according to AP and eighth by USA Today/CNN. The Irish finished 12th according to USA Today/CNN and 13th by AP.

1993 Cotton Bowl**Notre Dame 28, Texas A&M 3** **January 1, 1993**

Texas A&M came in ranked third by USA Today/CNN and fourth by the Associated Press with a 12-0 record. Notre Dame came in ranked fifth in both polls with a 9-1-1 mark. The Irish victory put them fourth in the final polls and placed the Aggies sixth according to USA Today/CNN and seventh by AP.

1994 Cotton Bowl**Notre Dame 24, Texas A&M 21** **January 1, 1994**

Texas A&M came in ranked sixth by USA Today/CNN and seventh by the Associated Press with a 10-1 record. Notre Dame came in rated fourth by both Associated Press and USA Today/CNN with a 10-1 mark. The Notre Dame victory pushed the Irish to second in both polls. The Aggies dropped to eighth in both polls.

1995 Fiesta Bowl**Colorado 41, Notre Dame 24** **January 2, 1995**

Colorado came in ranked fourth by the Associated Press and fifth by USA Today/CNN with a 10-1 record. Notre Dame came in unranked with a 6-4-1 record. The Colorado victory left the Buffs third in both polls, while Notre Dame remained unranked.

1996 Orange Bowl**Florida State 31, Notre Dame 26** **January 1, 1996**

Florida State came in ranked eighth by both the Associated Press and USA Today/CNN with a 9-2 record. Notre Dame came in with a 9-2 mark and was ranked sixth by AP and ninth in USA Today/CNN. The victory by Florida State put the Seminoles fourth in the final AP poll and fifth in USA Today/CNN. Notre Dame finished 11th in AP and 13th in the USA Today/CNN.

1997 Independence Bowl**LSU 27, Notre Dame 9** **December 28, 1997**

LSU came in ranked 15th by both the Associated Press and USA Today/ESPN with an 8-3 record. Notre Dame came into the contest with a 7-5 mark and was unranked. The victory by LSU gave the Tigers a final ranking of 13th in both the AP and USA Today/ESPN poll.

1999 Gator Bowl**Georgia Tech 35, Notre Dame 28** **January 1, 1999**

Georgia Tech came in ranked 12th by the Associated Press and 14th by USA Today/ESPN with a 9-2 record. Notre Dame came into the contest with a 9-2 mark and was ranked 17th by the Associated Press and 14th by USA Today/ESPN. The victory by Georgia Tech gave the Yellow Jackets a final ranking of ninth in the AP and 11th in the USA Today/ESPN. Notre Dame was ranked 22nd in both final polls.

2001 Fiesta Bowl**Oregon State 41, Notre Dame 9** **January 1, 2001**

Oregon State came in ranked fifth by the Associated Press and sixth by USA Today/ESPN with a 10-1 record. Notre Dame came into the contest with a 9-2 mark and was ranked 10th by both the Associated Press and USA Today/ESPN. The victory by Oregon State gave the Beavers a final ranking of fourth in the AP and fifth in the USA Today/ESPN poll. Notre Dame was ranked 15th in the AP poll and 16th in the final USA Today/ESPN poll.

2003 Gator Bowl**North Carolina State 28, Notre Dame 6** **January 1, 2003**

North Carolina State came in ranked 17th by both the Associated Press and USA Today/ESPN with a 10-3 record. Notre Dame came into the contest with a 10-2 mark and was ranked 11th by the Associated Press and 12th by USA Today/ESPN. The victory by North Carolina State boosted the Wolfpack to a final ranking of 12th in the AP and 11th in the USA Today/ESPN poll. Notre Dame was ranked 17th in both the AP poll and final USA Today/ESPN poll.

2004 Insight Bowl**Oregon State 38, Notre Dame 21** **December 28, 2004**

Both teams entered the contest unranked by both national polls. The Irish were under the direction of interim head coach Kent Baer after the dismissal of Tyrone Willingham. Neither team appeared in the national rankings after the game.

2006 Fiesta Bowl**Ohio State 34, Notre Dame 20** **January 2, 2006**

Notre Dame entered the game ranked fifth in the Associated Press and Harris polls, sixth in the *USA Today* and BCS standings. Ohio State entered the game ranked fourth in the AP, Harris, *USA Today* and BCS standings. Ohio State's victory ended up ranking the Buckeyes fourth in both the AP and *USA Today* top 25. The Irish fell to ninth in the final AP voting and 11th in the *USA Today* listing.

2007 Sugar Bowl**LSU 41, Notre Dame 14** **January 3, 2007**

Notre Dame entered the game ranked 10th in the Harris Poll and BCS Standings, as well as 11th in the Associated Press and *USA Today* polls. LSU entered the game ranked fourth in the AP, Harris, *USA Today* and BCS standings. The Tigers' victory ended up ranking LSU third in both the AP and *USA Today* top 25. The Irish fell to 17th in the final AP voting and 19th in the *USA Today* listing.

2008 Hawai'i Bowl**Notre Dame 49, Hawai'i 21** **December 24, 2008**

Both teams entered the contest unranked by both national polls. The Irish snapped their NCAA-record nine-game bowl losing streak. Neither team appeared in the national rankings after the game.

TEAM RECORDS

First Downs: 28 vs. Texas A & M, 1993 Cotton
Rushing Attempts: 66 vs. Alabama (185 yards), 1975 Orange
Rushing Yards: 290 vs. Texas A & M (64 attempts), 1993 Sugar
Pass Attempts: 45 vs. Ohio State (29 completions), 2006 Fiesta
Pass Completions: 29 vs. Ohio State (45 attempts), 2006 Fiesta
Completion Percentage (min. 10 attempts): .857 vs. Hawai'i (24 of 28), 2008 Hawai'i
Passing Yards: 413 vs. Hawai'i (24 of 28), 2008 Hawai'i
Passes Had Intercepted: 4 vs. Houston, 1979 Cotton
Touchdown Passes: 5 vs. Hawai'i, 2008 Hawai'i
Total Offense Attempts: 85 vs. Texas (399 yards), 1978 Cotton
Total Offense Yards: 478 Hawai'i (62 plays), 2008 Hawai'i
Fumbles Lost: 3 vs. Alabama, 1973 Sugar; vs. Houston, 1979 Cotton
Total Turnovers: 7 vs. Houston (4 interceptions, 3 fumbles), 1979 Cotton

OPPONENT TEAM RECORDS

First Downs: 31, LSU, 2007 Sugar
Rushing Attempts: 67, Texas (331 yards), 1970 Cotton
Rushing Yards: 331, Texas (67 yards), 1970 Cotton
Pass Attempts: 58, Florida (completed 28), 1992 Sugar
Pass Completions: 28, Florida (attempted 58), 1992 Sugar; Oregon State (attempted 45), 2004 Insight
Completion Percentage (min. 10 attempts): .706, Stanford (12 of 17), 1925 Rose
Passing Yards: 370, Florida (28 of 58), 1992 Sugar
Passes Had Intercepted: 5, Stanford, 1925 Rose
Touchdown Passes: 4, Florida State, 1996 Orange; Oregon State, 2004 Insight
Total Offense Attempts: 91, Florida (511 yards), 1992 Sugar
Total Offense Yards: 617, Ohio State (64 plays), 2006 Fiesta
Fumbles Lost: 5, Texas, 1971 Cotton
Total Turnovers: 8, Stanford (5 interceptions, 3 fumbles), 1925 Rose

INDIVIDUAL GAME RECORDS

Rushing

Rushing Attempts: 28, Allen Pinkett (111 yards) vs. Boston College, 1983 Liberty
Rushing Yards: 150, Jerome Bettis (16 attempts) vs. Florida, 1992 Sugar
Rushing Yards Per Attempt (min. 10 attempts): 9.4, Jerome Bettis (16 for 150) vs. Florida, 1992 Sugar
Rushing Touchdowns: 3, Jerome Bettis vs. Florida, 1992 Sugar; Autry Denson vs. Georgia Tech, 1999 Gator; Darius Walker vs. Ohio State, 2006 Fiesta
Longest Rush: 49, Jerome Bettis vs. Florida, 1992 Sugar



Jerome Bettis (6) holds the Notre Dame record for rushing yards in a bowl game with 150 set against Florida in the 1992 Sugar Bowl. (photo by Lighthouse Imaging)

Passing

Pass Attempts: 45, Brady Quinn (completed 29) vs. Ohio State, 2006 Fiesta
Pass Completions: 29, Brady Quinn (attempted 45) vs. Ohio State, 2006 Fiesta
Completion Percentage (min. 10 attempts): .846, Jimmy Clausen (22 of 26) vs. Hawai'i, 2008 Hawai'i
Passing Yards: 401, Jimmy Clausen (22 of 26) vs. Hawai'i, 2008 Hawai'i
Most Yards Per Attempt: 19.4, Tony Rice vs. West Virginia (11 for 213), 1989 Fiesta
Most Yards Per Completion: 30.4, Tony Rice vs. West Virginia (7 for 213), 1989 Fiesta
Passes Had Intercepted: 4, Joe Montana vs. Houston, 1979 Cotton
Touchdown Passes: 5, Jimmy Clausen vs. Hawai'i, 2008 Hawai'i

Receiving

Pass Receptions: 10, Arnaz Battle (84 yards) vs. North Carolina State, 2003 Gator
Pass Reception Yards: 177, Golden Tate vs. Hawai'i, 2008 Hawai'i
Touchdown Receptions: 3, Golden Tate vs. Hawai'i, 2008 Hawai'i
Longest Pass: 69, Jimmy Clausen to Golden Tate vs. Hawai'i, 2008 Hawai'i

Total Offense

Total Offense Attempts: 55, Brady Quinn (254 yards) vs. Ohio State, 2006 Fiesta
Total Offense Yards: 395, Jimmy Clausen (28 attempts) vs. Hawai'i, 2008 Hawai'i

Scoring

Points: 18, Elmer Layden (3 TDs) vs. Stanford, 1925 Rose; Vagas Ferguson (3 TDs) vs. Texas, 1977 Cotton; Jerome Bettis (3TDs) vs. Florida, 1992 Sugar; Bettis (3 TDs) vs. Texas A&M, 1993 Cotton; Autry Denson (3 TDs) vs. Georgia Tech, 1999 Gator; Darius Walker (3TDs) vs. Ohio State, 2006 Fiesta Bowl; Golden Tate (3TDs) vs. Hawai'i, 2008 Hawai'i
Touchdowns: 3, Elmer Layden vs. Stanford, 1925 Rose; Vagas Ferguson vs. Texas, 1977 Cotton; Jerome Bettis vs. Florida, 1992 Sugar; Bettis vs. Texas A&M, 1993 Cotton; Autry Denson vs. Georgia Tech, 1999 Gator; Darius Walker, 2006 Fiesta; Golden Tate vs. Hawai'i, 2008 Hawai'i
Kicking Points: 9, Scott Cengia vs. LSU (3 FGs), 1997 Independence
Extra Points: 7, Brandon Walker vs. Hawai'i, 2008 Hawai'i
Field Goals: 3, Scott Cengia vs. LSU, 1997 Independence
Longest Field Goal: 51, John Carney vs. SMU, 1984 Aloha

Defense

Most Unassisted Tackles: 18, Rod Smith vs. Florida, 1992 Sugar
Most Assisted Tackles: 9, Jay Case vs. Houston, 1979 Cotton
Most Total Tackles: 18, Rod Smith vs. Florida, 1992 Sugar

Interceptions

Interceptions: 2, Elmer Layden (148 yards) vs. Stanford, 1925 Rose
Interception Yards: 148, Elmer Layden (2 returns) vs. Stanford, 1925 Rose
Longest Interception: 78, Elmer Layden vs. Stanford, 1925 Rose

Punt Returns

Punt Returns: 4, Dave Waymer (15 yards) vs. Houston, 1979 Cotton; Joe Howard (42 yards) vs. SMU, 1984 Aloha; Raghib Ismail (68 yards) vs. Colorado, 1991 Orange
Punt Return Yards: 68, Raghib Ismail (4 returns) vs. Colorado, 1991 Orange
Longest Punt Return: 33, Steve Cichy (1 return) vs. Houston, 1979 Cotton

Kickoff Returns

Kickoff Returns: 6, Tim Brown (129 yards) vs. Texas A&M, 1988 Cotton
Kickoff Return Yards: 144, Clint Johnson (5 returns) vs. Florida, 1992 Sugar
Longest Kickoff Return: 96, Armando Allen vs. Hawai'i, 2008 Hawai'i

Punting

Punts: 8, Jim Yoder (366 yards) vs. Texas, 1971 Cotton
Punting Average: 48.5, Elmer Layden vs. Stanford, 1925 Rose
Longest Punt: 80, Elmer Layden vs. Stanford, 1925 Rose

INDIVIDUAL CAREER RECORDS

Rushing

Rushing Attempts: 57, Autry Denson (298 yards) in 1996 Orange, 1997 Independence, 1999 Gator
Rushing Yards: 298, Autry Denson (57 attempts) in 1996 Orange, 1997 Independence, 1999 Gator
Rushing Yards Per Attempt (min. 20 attempts): 5.7, Darius Walker (38 for 218) in 2006 Fiesta, 2007 Sugar
Rushing Touchdowns: 5, Jerome Bettis in 1991 Orange, 1992 Sugar, 1993 Cotton

Passing

Pass Attempts: 109, Brady Quinn (completed 59) in 2004 Insight, 2006 Fiesta, 2007 Sugar
Pass Completions: 59, Brady Quinn (attempted 109) in 2004 Insight, 2006 Fiesta, 2007 Sugar
Completion Percentage (min. 20 attempts): .846, Jimmy Clausen (22 of 26) in 2008 Hawai'i
Passing Yards: 648, Brady Quinn (59 of 109) in 2004 Insight, 2006 Fiesta, 2007 Sugar
Passes Had Intercepted: 5, Joe Montana in 1978 Cotton, 1979 Cotton
Touchdown Passes: 5, Jimmy Clausen in 2008 Hawai'i

Receiving

Pass Receptions: 19, Jeff Samardzija (207 yards) in 2004 Insight, 2006 Fiesta, 2007 Sugar
Pass Reception Yards: 207, Jeff Samardzija (19 receptions) in 2004 Insight, 2006 Fiesta, 2007 Sugar
Touchdown Receptions: 4, Derrick Mayes in 1993 Cotton, 1994 Cotton, 1995 Fiesta, 1996 Orange

Total Offense

Total Offense Attempts: 126, Brady Quinn (632 yards) in 2004 Insight, 2006 Fiesta, 2007 Sugar
Total Offense Yards: 632, Brady Quinn (126 attempts) in 2004 Insight, 2006 Fiesta, 2007 Sugar

Scoring

Points: 36, Jerome Bettis (6 TDs) in 1992 Sugar, 1993 Cotton
Touchdowns: 6, Jerome Bettis in 1991 Orange, 1992 Sugar, 1993 Cotton
Kicking Points: 20, Scott Cengia (5 FGs, 5 PATs) in 1995 Fiesta, 1996 Orange, 1997 Independence
Extra Points: 11, Dave Reeve in 1975 Orange, 1976 Gator, 1978 Cotton
Field Goals: 5, Scott Cengia in 1995 Fiesta, 1996 Orange, 1997 Independence

Returns

Interceptions: 2, Elmer Layden (148 yards) in 1925 Rose; Reggie Barnett (10 yards) in 1973 Orange, 1973 Sugar, 1975 Orange; Pat Terrell (0 yards) in 1988 Cotton, 1989 Fiesta, 1990 Orange
Interception Yards: 148, Elmer Layden (2 returns) in 1925 Rose
Punt Returns: 4, Dave Waymer (15 yards) in 1976 Gator, 1978 Cotton, 1979 Cotton; Joe Howard (42 yards) in 1983 Liberty, 1984 Aloha; Raghib Ismail (68 yards) in 1991 Orange
Punt Return Yards: 68, Raghib Ismail (4 returns) in 1991 Orange
Kickoff Returns: 8, Tim Brown (217 yards) in 1984 Aloha, 1988 Cotton; Clint Johnson (203 yards) in 1992 Sugar, 1994 Cotton
Kickoff Return Yards: 217, Tim Brown (8 returns) in 1984 Aloha, 1988 Cotton

Punting

Punts: 15, Hunter Smith (620 yards) in 1996 Orange, 1997 Independence, 1999 Gator
Punting Average: 48.5, Elmer Layden in 1925 Rose

OPPONENT INDIVIDUAL RECORDS

Rushing

Rushing Attempts: 36, Herschel Walker (150 yards), Georgia, 1981 Sugar
Rushing Yards: 222, Rondell Mealey (34 attempts), LSU, 1997 Independence
Rushing Yards Per Attempt (min. 10 attempts): 7.1, Eddie Phillips (23 for 164), Texas, 1971 Cotton
Rushing Touchdowns: 3, Johnny Rodgers, Nebraska, 1973 Orange; Rashaan Salaam, Colorado, 1995 Fiesta
Longest Rush: 78, Rondell Mealey, LSU, 1997 Independence

Passing

Pass Attempts: 58, Shane Matthews (completed 28), Florida, 1992 Sugar
Pass Completions: 28, Shane Matthews (attempted 58), Florida, 1992 Sugar; Derek Anderson (attempted 45), Oregon State, 2004 Insight
Completion Percentage (min. 10 attempts): .684, David Humm (13 of 19), Nebraska, 1973 Orange
Passing Yards: 370, Shane Matthews (28 of 58), Florida, 1992 Sugar
Passes Had Intercepted: 3, Randy McEachern, Texas, 1978 Cotton
Touchdown Passes: 4, Danny Kanell, Florida State, 1996 Orange; Derek Anderson, Oregon State, 2004 Insight

Receiving

Pass Reception: 10, Jerricho Cotchery (127 yards), North Carolina State, 2003 Gator
Pass Reception Yards: 167, Ted Ginn Jr. (8 receptions), Ohio State, 2006 Fiesta
Touchdown Receptions: 3, Andre Cooper, Florida State, 1996 Orange
Longest Pass: 85, Troy Smith to Santonio Holmes, Ohio State, 2006 Fiesta

Total Offense

Total Offense Attempts: 65, Shane Matthews (397 yards), Florida, 1992 Sugar
Total Offense Yards: 397, Shane Matthews (65 attempts), Florida, 1992 Sugar

Scoring

Points: 24, Johnny Rodgers (4 TDs), Nebraska, 1973 Orange
Touchdowns: 4, Johnny Rodgers, Nebraska, 1973 Orange
Kicking Points: 16, Arden Czyzewski (5 FGs, 1 PAT), Florida, 1992 Sugar
Extra Points: 5, Neil Voskeritchian, Colorado, 1995 Fiesta
Field Goals: 5, Arden Czyzewski, Florida, 1992 Sugar
Longest Field Goal: 47, Brandy Brownlee, SMU, 1984 Aloha

Interceptions

Interceptions: 3, Rod Johnson (36 yards), North Carolina State, 2003 Gator
Interception Yards: 37, Aric Williams (one interception), Oregon State, 2004 Insight
Longest Interception: 37, Aric Williams (one interception), Oregon State, 2004 Insight

Punt Returns

Punt Returns: 5, Willie Shelby (34 yards), Alabama, 1975 Orange
Punt Return Yards: 61, T.J. Hoshmandzadeh, Oregon State, 2001 Fiesta
Longest Punt Return: 52, Sammie Stroughter, Oregon State, 2004 Insight

Kickoff Returns

Kickoff Returns: 6, Eugene Napoleon, West Virginia, 1989 Fiesta
Kickoff Return Yards: 107, Eugene Napoleon, West Virginia, 1989 Fiesta; Malcolm Lane, Hawai'i, 2008 Hawai'i
Longest Kickoff Return: 37, Malcolm Lane, Hawai'i, 2008 Hawai'i

Punting

Punts: 11, Mark Malkiewicz (424 yards), Georgia, 1981 Sugar
Punting Average: 46.3, Greg Gantt (6 for 278), Alabama, 1973 Sugar
Longest Punt: 69, Greg Gantt, Alabama, 1973 Sugar



Wide receiver Golden Tate holds the Notre Dame individual bowl game record with 177 receiving yards and three receiving touchdowns in the 2008 Hawaii Bowl.

ROSE BOWL: JAN. 1, 1925

Notre Dame Downs Stanford, 27-10

The win gave Notre Dame a 10-0 record for the 1924 season and the national championship.

PASADENA, Calif. -- With the fabled Four Horsemen making their final appearance together, Notre Dame ventured to the distant West Coast and proved its worth by downing Stanford 27-10 in the 1925 Rose Bowl. The win gave Notre Dame a 10-0 record for the 1924 season and the national championship.

Although Pop Warner's Indians won the battle of the statistics—besting Notre Dame in virtually every offensive category—the Irish, coached by Knute Rockne, capitalized on Stanford miscues and came up on top on the scoreboard.

Stanford opened the scoring in the first quarter as Murray Cuddeback kicked a 27-yard field goal. But that was all the Indians could manage until late in the game when the outcome was almost assured.

Elmer Layden shone as a sparkling jewel in the Notre Dame crown all afternoon. The skinny fullback scored three touchdowns for the Irish, including two on interception returns. He also helped the Notre Dame cause with his punting that forced Stanford into poor field position on many occasions.

Layden's first score, a three-yard plunge across the goal line, capped a 46-yard drive by Notre Dame. Although Jim Crowley's kick failed, Notre Dame owned a 6-3 lead early in the second quarter.

Late in the second period, Layden stunned the capacity crowd of 53,000 in the Rose Bowl by intercepting an Ernie Nevers pass and galloping downfield for 78 yards for another touchdown. This time Crowley, another one of the Horsemen, converted the extra-point attempt.

Even though the stronger, more physical Stanford Indians were controlling the line play, Rockne's swift and crafty Irish kept putting points on the scoreboard.

Late in the third quarter, Stanford fumbled an Elmer Layden punt on its own 20-yard line. A quick-thinking Ed Hunsinger picked up the ball and ran untouched into the end

zone for another Notre Dame score. With Crowley's kick, Notre Dame held a commanding 20-3 lead.

Stanford finally staged a late rally and threatened to dash the Irish hopes of a Midwest victory. Nevers, a star on both offense and defense, provided the heroics as he intercepted a Notre Dame pass on the Stanford 20-yard line, thwarting an Irish scoring drive. He then guided the Indians downfield to the Notre Dame seven. Another Stanford back, Ed Walker, passed to Ted Shipkey, a two-way star for the Indians, for the score. Cuddeback's kick brought Stanford back to within 10 points at 20-10.

The Indians moved into scoring territory again in the final stanza. Nevers brought Stanford all the way to the Notre Dame eight-inch line. But an inspired Irish line made a superb defensive stance on Nevers' final plunge, and the Notre Dame advantage stayed intact.

Notre Dame crossed the goal line a final time with only 30 seconds left in the contest that was played in 89-degree heat. Layden again intercepted a Nevers pass and took it 70 yards into the end zone. Crowley added the final touches with his kick.

Layden and Crowley proved the Irish standouts of the afternoon, but the two other Horsemen—Don Miller and quarterback Harry Stuhldreher—also played a big part in the Notre Dame win. Stuhldreher broke an ankle early in the contest but continued to play despite the painful injury. Captain Adam Walsh anchored the line play at center.

The story of the game proved to be Notre Dame's penchant for turning Stanford mistakes into Notre Dame scores.

"It is true that we got the breaks, but we would have won anyway," said Rockne. "It is one thing to get the breaks and another thing to take advantage of them. Stanford played a wonderful game, but we won fairly, playing the ball as it came to us, and we hope to be given credit for that."

Final Statistics					
Score by Quarters	1	2	3	4	Score
Notre Dame	0	13	7	7	- 27
Stanford	3	0	7	0	- 10

First Quarter	
8:00	SU Cuddeback 27 yd field goal

Second Quarter	
13:30	ND Layden 3 yd run (Crowley kick failed)
8:00	ND Layden 78 yd interception return (Crowley kick)

Third Quarter	
5:00	ND Hunsinger 20 yd fumble return (Crowley kick)
1:00	SU Walker 7 yd pass from Shipkey (Cuddeback kick)

Fourth Quarter	
0:30	ND Layden 70 yd interception return (Crowley kick)

	SU	ND
First Downs	17	7
Yards Rushing	193	137
Yards Lost Rushing	15	7
Net Yards Rushing	178	130
Net Yards Passing	138	56
Passes Attempted	17	7
Passes Completed	12	3
Had Intercepted	5	3
Total Net Yards	316	186
Fumbles Lost	3	1
Penalties-Yards	1-15	4-30
Average Per Punt	42.5	48.5
Interceptions	3-7	5-139

COTTON BOWL: JAN. 1, 1970**Texas Topples Notre Dame, 21-17**

Irish battle Longhorns yard for yard until final gun, but Texas proved too much and secured national title.

DALLAS -- After a 45-year absence, Notre Dame reappeared on the bowl scene.

The Irish, who headed into the battle with a respectable 8-1-1 record, drew the unenviable assignment of challenging the nation's number-one team - the unbeaten Longhorns of Texas. With visions of the Four Horsemen dancing in their heads, the Irish almost pulled off the upset. Only a 76-yard drive late in the final period, capped by Billy Dale's one-yard scoring plunge, gave the Longhorns a hard fought 21-17 victory and insured their claim to the national title.

Although Texas won the annual Cotton Bowl Classic on this sundrenched but chilly New Year's Day before a packed house of 73,000, Notre Dame, coached by Ara Parseghian, matched the powerful Longhorns yard for yard until the final gun.

The Irish opened the scoring in the first quarter as Scott Hempel converted a 26-yard field goal. After the opening kickoff junior quarterback Joe Theismann guided the Irish 82 yards downfield, eating up six minutes on the clock, to set the stage for Hempel's kick.

Notre Dame scored again early in the second period as Theismann shocked the Longhorns by tossing a 54-yard touchdown bomb to Tom Gatewood on the first play from scrimmage after a Texas punt. Hempel's kick made it 10-0 for Notre Dame.

The Longhorns first lit the scoreboard in the second quarter as they drove 74 yards in nine plays. Behind the running of Ted Koy and Jim Bertelsen and the passing of James Street, the Longhorns moved into Notre Dame territory and ended the scoring march on Bertelsen's one-yard dash into the end zone. Happy Feller converted the PAT and the Longhorns trailed 10-7.

Neither team crossed the goal line again until the final period.

Texas jumped out in front of the Irish in the fourth quarter on a bruising 77-yard drive. Steve Worster, the game's leading rusher with 155 yards, barreled his way through the Irish

defense for long gains of eight, nine and seven yards, while Bertelsen, who finished the afternoon with 81 yards, added carries of five and six yards to the Longhorn effort. Koy took the ball in from the three, and Feller's kick gave Texas a 14-10 lead.

Notre Dame fought right back. With Theismann at the controls, Notre Dame went 80 yards in eight plays to go ahead 17-14. The feisty Theismann put together scampers of 14 and 11 yards and tossed an 11-yard pass to Dennis Allen. The Irish finally scored on a 24-yard touchdown pass from Theismann to Jim Yoder.

With still seven minutes left in the battle, coach Darrell Royal and his Longhorns weren't about to watch their national championship dreams be snuffed out by an upstart group of Irishmen from Notre Dame. Texas made the most of its final surge. Twice the Longhorns needed conversions on fourth down to maintain possession, and the final one dashed Notre Dame's hopes. Street, on fourth and two from the Irish 10-yard line, threw low and wide to end Cotton Speyrer, but the lanky redhead snared it at the two. The Irish defense then halted a pair of Longhorn rushing plays, but on the third try, Dale found the end zone and the Longhorns had their national championship with only 1:08 left on the clock.

Notre Dame tried another comeback attempt with the seconds ticking away. Theismann brought the Irish all the way to the Texas 39, but with 28 seconds left, Tom Campbell intercepted Theismann's final pass.

Worster earned the game's offensive player award, while Notre Dame's captain Bob Olson won the most valuable defensive player honor.

Theismann's efforts established Cotton Bowl records in two categories. His 231 yards passing broke Roger Staubach's previous mark of 228 (1964) and his 279 yards total offense surpassed Duke Carlisle's 267 standard, also set in 1964.

Outstanding Defensive Player

Bob Olson, Linebacker

Final Statistics

Score by Quarters	1	2	3	4	Score
Notre Dame	3	7	0	7	- 17
Texas	0	7	0	14	- 21

First Quarter

8:41 ND Hempel 26 yd field goal, 16-82 6:14

Second Quarter

14:40 ND Gatewood 54 yd pass from Theismann (Hempel kick), 1-54 0:08

11:12 UT Bertelsen 1 yd run (Feller kick), 9-74 3:22

Fourth Quarter

10:05 UT Koy 3 yd run (Feller kick), 18-77 8:10

6:52 ND Yoder 24 yd pass from Theismann (Hempel kick), 8-80 2:56

1:08 UT Dale 1 yd run (Feller kick), 17-76 5:39

	UT	ND
First Downs	25	25
By Rushing	19	13
By Passing	6	12
By Penalty	0	0
Rushing Attempts	67	43
Yards Rushing	333	213
Yards Lost Rushing	2	24
Net Yards Rushing	331	189
Net Yards Passing	107	231
Passes Attempted	11	27
Passes Completed	6	17
Had Intercepted	1	2
Total Offensive Plays	78	70
Total Net Yards	448	420
Average Gain Per Play	5.7	6.0
Fumbles: No.-Lost	2-1	0-0
Penalties: No.-Yds.	1-5	2-10
Interceptions: No.-Yds.	2-9	1-0
Punts: No.-Yds.	4-159	7-256
Average Per Punt	39.8	36.5
Punt Returns: No.-Yds.	3-24	0-0
Kickoff Returns: No.-Yds.	3-31	5-97

RUSHING: Texas-Worster 20-155; Bertelsen 18-81; Koy 12-40; Street 10-31; Speyrer 1-13; Dale 6-11. Notre Dame-Barz 10-49; Theismann 11-48; Allan 7-47; Huff 11-39; Yoder 2-4; Crotty 2-2.

PASSING: Texas-Street 6-11-1-107. Notre Dame-Theismann 17-27-2-231.

RECEIVING: Texas-Speyrer 4-70; Bertelsen 1-21; Peschel 1-16. Notre Dame: Gatewood 6-112; Allan 3-43; Crotty 3-19; Huff 2-15; Yoder 1-24; Poskon 1-22; Barz 1-7.

COTTON BOWL: JAN. 1, 1971

Notre Dame Topples Top-Ranked Texas, 24-11

Irish stop Longhorns' 30-game winning string and knock top-ranked Texas out of race for its second straight national title.

DALLAS -- Notre Dame's defense caused nine Texas fumbles and All-America quarterback Joe Theismann personally accounted for three scores in the first 16 1/2 minutes en route to a 24-11 Irish victory in the 1971 Cotton Bowl Classic.

The victory, Notre Dame's 10th against only one loss during the season, stopped the Longhorns' 30-game winning string and knocked top-ranked Texas out of the race for its second consecutive national championship.

The decisive win was the first bowl victory in 46 years for Notre Dame, who returned to the postseason scene the year before after a 45-year absence.

Both teams displayed their offensive fireworks in the first half as the Irish built up a 24-11 advantage that held up until the final buzzer.

Texas cracked the scoring barrier early in the first period on Happy Feller's 23-yard field goal. On the first play of the Texas possession, quarterback Eddie Phillips rambled 63 yards downfield on an option play. But the Notre Dame defense stiffened its resistance and the Longhorns had to settle for only the three-pointer.

Then, Theismann ignited the Notre Dame charge by rallying the Irish to three touchdowns on their next four possessions. The senior all-star guided the Irish 80 yards in only 10 plays and tossed a 26-yard pass to Tom Gatewood for the touchdown. The scoring march included another Theismann pass to Gatewood (this one for 17 yards) and a Theismann scamper of 12 yards, along with runs of seven, 11 and six yards by John Cieszkowski. Scott Hempel's kick gave the Irish a 7-3 lead, and they never looked back.

Notre Dame increased its lead by seven 2 1/2 minutes later. Tom Eaton recovered a Texas fumble on the kickoff at the Longhorn 13-yard line. Six plays later, Theismann took the ball in himself on a three-yard run. Hempel again converted the PAT.

The Irish scored again on another Theismann run - this one from 15 yards - early in the second period. He helped the

Irish march the 53 yards in the drive by tossing a 19-yard pass to Mike Creaney. Ed Gulyas contributed a 12-yard run.

Although the Longhorns had trouble getting their famed Wishbone attack off the ground because of a unique Notre Dame defensive alignment, Texas did manage another score in the second period. Phillips abandoned the run and went to the most rusty weapon in the Longhorn arsenal - the pass. He hit tight end Deryl Comer three times (for eight, 36 and 10 yards) in an 84-yard drive that climaxed on Jim Bertelsen's two-yard run. A Phillips pass to Danny Lester added two points.

The Irish wrapped up the scoring on a 36-yard field goal by Hempel with 24 seconds remaining on the clock before intermission.

The second half turned into a defensive struggle as Notre Dame played it conservatively, and Texas tried to figure out the Irish defensive setup that featured six men on the line of scrimmage - with three across from the Longhorn center.

Neither team mounted much of a scoring threat. However, in the third period, the fired-up Notre Dame defense took the steam out of a promising Longhorn drive. Irish linebacker Jim Musuraca met Bertelsen head-on at the Notre Dame 35-yard line and forced another fumble, one of five recovered by the Irish, that gave the ball and the momentum to Notre Dame.

Texas, who entered the game as the nation's top-ranked rushing team with an average of 374 yards per game, managed only 216 yards against the Irish. Phillips accumulated 164 of those yards. Notre Dame's ground game netted only 146 yards, paced by Cieszkowski's 52.

Phillips, who combined for 363 yards total offense, erased Theismann's standard of 279, set the previous year. He was voted the top offense player, while Notre Dame's Clarence Ellis earned the defensive honor.

Outstanding Defensive Player

Clarence Ellis, Left Halfback

Final Statistics																																																																										
Score by Quarters	1	2	3	4	Score																																																																					
Notre Dame	14	10	0	0	- 24																																																																					
Texas	3	8	0	0	- 11																																																																					
First Quarter																																																																										
11:28	UT	Feller 23 yd field goal, 5-67 1:33																																																																								
7:58	ND	Gatewood 26 yd pass from Theismann (Hempel kick), 10-80 3:39																																																																								
5:11	ND	Theismann 3 yd run (Hempel kick), 6-13 5:11																																																																								
Second Quarter																																																																										
13:28	ND	Theismann 15 yd run (Hempel kick), 5-53 1:37																																																																								
1:52	UT	Bertelsen 2 yd run (Lester pass from Phillips), 18-84 7:02																																																																								
0:24	ND	Hempel 36 yd field goal, 8-78 1:21																																																																								
<table border="1"> <thead> <tr> <th></th> <th>UT</th> <th>ND</th> </tr> </thead> <tbody> <tr> <td>First Downs</td> <td>20</td> <td>16</td> </tr> <tr> <td>By Rushing</td> <td>10</td> <td>9</td> </tr> <tr> <td>By Passing</td> <td>9</td> <td>7</td> </tr> <tr> <td>By Penalty</td> <td>1</td> <td>0</td> </tr> <tr> <td>Rushing Attempts</td> <td>55</td> <td>43</td> </tr> <tr> <td>Yards Rushing</td> <td>260</td> <td>192</td> </tr> <tr> <td>Yards Lost Rushing</td> <td>44</td> <td>46</td> </tr> <tr> <td>Net Yards Rushing</td> <td>216</td> <td>146</td> </tr> <tr> <td>Net Yards Passing</td> <td>210</td> <td>213</td> </tr> <tr> <td>Passes Attempted</td> <td>27</td> <td>19</td> </tr> <tr> <td>Passes Completed</td> <td>10</td> <td>10</td> </tr> <tr> <td>Had Intercepted</td> <td>1</td> <td>1</td> </tr> <tr> <td>Total Offensive Plays</td> <td>82</td> <td>72</td> </tr> <tr> <td>Total Net Yards</td> <td>426</td> <td>359</td> </tr> <tr> <td>Average Gain Per Play</td> <td>5.2</td> <td>5.0</td> </tr> <tr> <td>Fumbles: No.-Lost</td> <td>9-5</td> <td>1-1</td> </tr> <tr> <td>Penalties: No.-Yds.</td> <td>3-33</td> <td>5-52</td> </tr> <tr> <td>Interceptions: No.-Yds.</td> <td>1-0</td> <td>1-0</td> </tr> <tr> <td>Punts: No.-Yds.</td> <td>5-163</td> <td>8-366</td> </tr> <tr> <td>Average Per Punt</td> <td>32.6</td> <td>45.7</td> </tr> <tr> <td>Punt Returns: No.-Yds.</td> <td>4-26</td> <td>0-0</td> </tr> <tr> <td>Kickoff Returns: No.-Yds.</td> <td>4-41</td> <td>3-58</td> </tr> </tbody> </table>							UT	ND	First Downs	20	16	By Rushing	10	9	By Passing	9	7	By Penalty	1	0	Rushing Attempts	55	43	Yards Rushing	260	192	Yards Lost Rushing	44	46	Net Yards Rushing	216	146	Net Yards Passing	210	213	Passes Attempted	27	19	Passes Completed	10	10	Had Intercepted	1	1	Total Offensive Plays	82	72	Total Net Yards	426	359	Average Gain Per Play	5.2	5.0	Fumbles: No.-Lost	9-5	1-1	Penalties: No.-Yds.	3-33	5-52	Interceptions: No.-Yds.	1-0	1-0	Punts: No.-Yds.	5-163	8-366	Average Per Punt	32.6	45.7	Punt Returns: No.-Yds.	4-26	0-0	Kickoff Returns: No.-Yds.	4-41	3-58
	UT	ND																																																																								
First Downs	20	16																																																																								
By Rushing	10	9																																																																								
By Passing	9	7																																																																								
By Penalty	1	0																																																																								
Rushing Attempts	55	43																																																																								
Yards Rushing	260	192																																																																								
Yards Lost Rushing	44	46																																																																								
Net Yards Rushing	216	146																																																																								
Net Yards Passing	210	213																																																																								
Passes Attempted	27	19																																																																								
Passes Completed	10	10																																																																								
Had Intercepted	1	1																																																																								
Total Offensive Plays	82	72																																																																								
Total Net Yards	426	359																																																																								
Average Gain Per Play	5.2	5.0																																																																								
Fumbles: No.-Lost	9-5	1-1																																																																								
Penalties: No.-Yds.	3-33	5-52																																																																								
Interceptions: No.-Yds.	1-0	1-0																																																																								
Punts: No.-Yds.	5-163	8-366																																																																								
Average Per Punt	32.6	45.7																																																																								
Punt Returns: No.-Yds.	4-26	0-0																																																																								
Kickoff Returns: No.-Yds.	4-41	3-58																																																																								
RUSHING: Texas-Phillips 23-164; Worster 16-42; Wiggington 6-10; Bertelsen 8-5; Dale 1-2; Lester 1-(-7). Notre Dame-Cieszkowski 13-52; Parker 13-48; Gulyas 9-24; Theismann 18-22.																																																																										
PASSING: Texas-Phillips 9-17-0-199; Wiggington 1-10-1-11. Notre Dame-Theismann 9-16-1-176; Bulger 1-2-0-37; Steenberge 0-1-0-0.																																																																										
RECEIVING: Texas-Speyrer 4-70; Bertelsen 1-21; Peschel 1-16. Notre Dame-Gatewood 6-112; Allan 3-43; Crotty 3-19; Huff 2-15; Yoder 1-24; Poskon 1-22; Barz 1-7.																																																																										

MEDIA INFO

GAME NOTES

THE FIGHTING IRISH

COACHES & STAFF

2010 SEASON REVIEW

BOWL HISTORY

THIS IS NOTRE DAME



ORANGE BOWL: JAN. 1, 1973**Nebraska Rolls Notre Dame, 40-6**

Heisman Trophy winner Johnny Rodgers scored four touchdowns and passed for another.

MIAMI -- Heisman Trophy winner Johnny Rodgers proved the award was justified by scoring four touchdowns and passing for another as ninth-ranked Nebraska smashed Notre Dame 40-6 in the 1973 Orange Bowl.

Although he left the game in the third period with 81 yards rushing on 15 carries, Rodgers scored on runs of eight, four and five yards, galloped down the sidelines on a 50-yard touchdown pass play from quarterback David Humm and tossed a 52-yard scoring aerial to Frosty Anderson as the Cornhuskers rolled to their third consecutive Orange Bowl conquest.

The defeat was the worst for the Irish since Ara Parseghian took over the Notre Dame coaching reins in 1964.

Nebraska, a Big Eight power, bolted to a 20-0 halftime lead and added three more touchdowns - all by Rodgers - in the third period before Notre Dame managed a meaningless touchdown in the final quarter. That six-pointer, a five-yard scoring pass from Tom Clements to Pete Demmerle, kept Notre Dame's streak of scoring in 72 straight games alive.

Rodgers scored his first touchdown in the first quarter on an eight-yard run that capped a 76-yard drive. That march also included scampers of 13 and 10 yards by Rodgers as well as runs of 12 and six yards by Dave Goeller. Rick Sanger's kick made it Nebraska 7, Notre Dame 0.

In the second quarter, Gary Dixon helped the Huskers go 80 yards in 11 plays with a 36-yard burst. He then plunged over from the one-yard line and Sanger's kick gave Nebraska a 14-0 lead.

On Nebraska's next possession, Humm lateraled to Rodgers on the first play from scrimmage. Rodgers then heaved his

52-yard pass to Frosty Anderson. That put the Irish in a 20-0 hole, and they never recovered.

Notre Dame's first-half problems resulted mainly from its inability to take advantage of excellent field position. During the first 30 minutes the Irish had first downs at the Nebraska 30, 29 and 25-yard lines but couldn't score. On two other occasions Clements' passes were intercepted, once at the Husker 18 and once at the Nebraska 41.

The Rodgers extravaganza continued after intermission. He scored on runs of four and five yards. He then took a screen pass from Humm and dashed 50 yards down the right sideline for the final Nebraska touchdown, its sixth of the day. Rodgers then retreated to the bench for the rest of the game. The Huskers already had inflicted enough damage on the Irish, who finished the year at 8-3.

Nebraska bested Notre Dame in just about every statistical category. The Huskers rolled up 560 yards total offense to Notre Dame's 207. Nebraska had 300 yards on the ground and 260 through the air, while the Irish had 104 yards rushing and 103 yards passing. Notre Dame managed only 13 first downs to Nebraska's 30.

Humm completed 13 of 19 passes for 185 yards, while his Irish counterpart Tom Clements was successful on nine of 22 attempts for 103.

In addition to his 81 yards rushing, Rodgers caught three passes for 71 yards.

Nebraska ended the year at 9-2-1, losing only to UCLA and Oklahoma and tying Iowa State. The victory proved a fitting end to the 11-year Nebraska career of head coach Bob Devaney.

Final Statistics

Score by Quarters	1	2	3	4	Score
Notre Dame	0	0	0	6	- 6
Nebraska	7	13	20	0	- 40

First Quarter

11:19 UN Rodgers 8 yd run (Sanger kick), 11-76 3:41

Second Quarter

14:21 UN Dixon 1 yd run (Sanger kick), 11-80 4:04

12:20 UN Anderson 52 yd pass from Rodgers (Sanger kick failed), 1-52 0:09

Third Quarter

11:17 UN Rodgers 4 yd run (Humm pass failed), 6-42 1:55

7:33 UN Rodgers 5 yd run (Sanger kick), 9-80 2:52

6:00 UN Rodgers 50 yd pass from Humm (Sanger kick), 1-50 0:12

Fourth Quarter

13:51 ND Demmerle 24 yd pass from Clements (Clements pass failed), 15-77 7:03

	UN	ND
First Downs	30	13
By Rushing	20	6
By Passing	9	5
By Penalty	1	2
Rushing Attempts	64	44
Yards Rushing	328	145
Yards Lost Rushing	28	41
Net Yards Rushing	300	104
Net Yards Passing	260	103
Passes Attempted	26	23
Passes Completed	17	9
Had Intercepted	1	3
Total Offensive Plays	90	67
Total Net Yards	560	207
Avg. Gain Per Play	6.2	3.1
Fumbles: No.-Lost	1-1	3-0
Penalties: No.-Yds.	5-68	1-15
Interceptions: No.-Yds.	3-0	1-0
Punts: No.-Yds.	4-153	6-223
Avg. Per Punt	38.3	37.2
Punt Returns: No.-Yds.	2-3	2-18
Kickoff Returns: No.-Yds.	2-34	6-84

RUSHING: Nebraska-Rodgers 15-81; Dixon 9-69; Goeller 11-43; Bahe 6-27; Runty 3-19; Damkroger 3-18; Moran 4-11; Garson 4-10; Powell 1-9; Humm 4-7; Olds 2-5; Westbrook 1-1. Notre Dame-Penick 8-48; Huff 11-22; Cieszkowski 3-21; Dewan 7-18; Best 7-15; Dimmick 1-2; Samuel 1-0; Clements 6-(-22).

PASSING: Nebraska-Humm 13-19-0-185; Rodgers 1-1-0-52; Runty 3-6-1-23. Notre Dame: Clements 9-22-3-103; Dewan 0-1-0-0.

RECEIVING: Nebraska-Rodgers 3-71; Revelle 3-62; List 3-25; Anderson 2-67; Garson 2-16; Damkroger 2-13; Longwell 1-4; Goeller 1-2. Notre Dame-Dewan 3-46; Creaney 2-28; Roof 1-15; Demmerle 1-5; Diminick 1-5; Huff 1-4.

SUGAR BOWL: DEC. 31, 1973

Notre Dame Outlasts Alabama, 24-23

Notre Dame quarterback Tom Clements rifled a pass to tight end Robin Weber at the 38 and secured the national championship.

NEW ORLEANS --

It was to be a dream game. Two undefeated, highly-ranked teams with long and storied gridiron traditions were set to battle for the national championship. It was billed as a classic confrontation - the game of the century.

The prognosticators' predictions rang true as the 1973 Sugar Bowl saw Notre Dame emerge a 24-23 winner over Alabama in a thriller that saw the lead change hands six times.

Bob Thomas, who had missed two attempts earlier in the game, kicked a 19-yard field goal with 4:26 remaining to give the Fighting Irish and coach Ara Parseghian the one-point upset over top-rated Alabama. The win also clinched the national championship for Notre Dame which finished the season at 11-0.

The record crowd of 85,161 was treated to a pulsating battle that went to the wire. With three minutes to play, Alabama's punting specialist, Greg Gantt, booted a 69-yard punt that backed up the Irish to their own one-yard line. However, Gantt was fouled on the play and Alabama was entitled to keep the ball with fourth down and five yards to go.

But Alabama's Paul "Bear" Bryant elected to decline the penalty, hoping his defense could force an Irish turnover deep in their own territory. Moments later, Notre Dame quarterback Tom Clements rifled a pass to tight end Robin Weber at the 38 and secured the national championship.

The Irish opened the contest with a superb defensive effort that held the Tide without a yard gained in the first period. Led by Clements, who shot passes of 19, 26 and 14 yards to split end Pete Demmerle, the Irish offense drew first blood in the opening period. Fullback Wayne Bullock capped a 64-yard scoring drive with a six-yard gallop into the end zone.

Alabama's thoroughbred backs made it out of the starting gate in the second period. They produced three long drives that resulted in a pair of scores - the first coming with 7:30 remaining. Randy Billingsley scored on a six-yard run and Bill Davis added the extra point that put Alabama up by one at 7-6.

On the ensuing kickoff, Notre Dame's Al Hunter stunned the crowd with his dazzling 93-yard return, the longest in Sugar Bowl history. The Irish went for two and converted as Clements hit Demmerle in the end zone for a 14-7 Notre Dame lead.

Alabama moved deep into Notre Dame territory late in the second quarter, but had to settle for a 39-yard field goal by Davis.

At the start of the second half, Alabama marched 93 yards and took the lead on Wilbur Jackson's five-yard scoring plunge. Again Notre Dame charged back, but a 54-yard field goal try by Thomas fell by the wayside.

Notre Dame excited the crowd again when linebacker Drew Mahalic recovered a Tide fumble in mid-air and took the ball to the Alabama 12-yard line. On the first play from scrimmage, Eric Penick dashed 12 yards for the score. Thomas' kick gave the Irish a 21-17 lead.

Early in the fourth period, the game took a zany turn with three turnovers in 90 seconds. Alabama took charge and put in its own version of the razzle-dazzle. With the ball on the Notre Dame 25, second-string quarterback Richard Todd handed off to halfback Mike Stock, then raced to the sidelines where he took a return pass from Stock and went in for the score. But Davis missed the conversion try and Bryant's Tide, which hadn't won a bowl game in its last four appearances, hung on to a slim two-point advantage.

Notre Dame then marched 79 yards in 11 plays. Strong runs by Hunter, Penick and Clements and a 30-yard pass from Clements to Dave Casper carried the drive to the Alabama 15-yard line. The Irish got to the three, but couldn't get any closer when the call went to Thomas. This time he didn't miss and the Irish had a 24-23 win.

Most Valuable Player

Tom Clements, Quarterback

Final Statistics					
Score by Quarters	1	2	3	4	Score
Notre Dame	6	8	7	3	- 24
Alabama	0	10	7	6	- 23
First Quarter					
3:19 ND Bullock 6 yd run (Thomas kick failed), 7-64 2:32					
Second Quarter					
7:30 UA Billingsley 6 yd run (Davis kick), 7-52 2:40					
7:17 ND Hunter 93 yd kickoff return (Demmerle pass from Clements)					
0:39 UA Davis 39 yd field goal, 7-69, 2:40					
Third Quarter					
11:02 UA Jackson 5 yd run (Davis kick), 11-93 3:57					
2:30 ND Penick 12 yd run (Thomas kick), 1-12 0:07					
Fourth Quarter					
9:33 UA Todd 24 yd pass from Stock (Davis kick failed), 5-39 2:14					
4:26 ND Thomas 19 yd field goal, 11-79, 5:13					
	UA	ND			
First Downs	23	20			
By Rushing	15	12			
By Passing	7	6			
By Penalty	1	2			
Rushing Attempts	52	59			
Yards Rushing	233	257			
Yards Lost Rushing	43	5			
Net Yards Rushing	190	252			
Net Yards Passing	127	169			
Passes Attempted	15	12			
Passes Completed	10	7			
Had Intercepted	1	0			
Total Offensive Plays	67	71			
Total Net Yards	317	421			
Average Gain Per Play	4.7	5.9			
Fumbles: No.-Lost	5-2	4-3			
Penalties: No.-Yds.	3-32	5-45			
Interceptions: No.-Yds.	0-0	1-0			
Punts: No.-Yds.	6-278	7-169			
Average Per Punt	46.3	35.8			
Punt Returns: No.-Yds.	2-6	1-3			
Kickoff Returns: No.-Yds.	4-59	4-150			
RUSHING: Alabama-Jackson 11-62; Billingsley 7-54; Spivey 11-44; Todd 3-32; Stock 3-13; Beck 2-5; Culliver 2-5; Shelby 3-1; Rutledge 10-(-25). Notre Dame-Bullock 19-79; Clements 15-74; Best 12-45; Penick 9-28; Hunter 4-26.					
PASSING: Alabama-Rutledge 12-7-1-88; Todd 2-2-0-14; Stock 1-1-0-25. Notre Dame-Clements 12-7-0-169.					
RECEIVING: Pugh 2-28; Jackson 2-22; Sharpless 2-22; Todd 1-25; Stock 1-15; Wheeler 1-13; Billingsley 1-2. Notre Dame: Casper 3-75; Demmerle 3-59; Weber 1-35.					

MEDIA INFO

GAME NOTES

THE FIGHTING IRISH

COACHES & STAFF

2010 SEASON REVIEW

BOWL HISTORY

THIS IS NOTRE DAME



ORANGE BOWL: JAN. 1, 1975**Notre Dame Upsets Alabama, 13-11**

Irish spoil Crimson Tide's chance at national championship and perfect season.

MIAMI -- Alabama and Notre Dame locked horns again.

Although the stakes weren't as high (only Alabama was ranked number one, undefeated and looking for a national championship), the atmosphere was just as electric and frenzied as the 1973 Sugar Bowl. And this game was to be Ara Parseghian's last as head coach at Notre Dame. After 11 successful seasons and two national championships, he was hanging up his coach's playbook.

The Fighting Irish, though decided underdogs with their 9-2 ledger, gave Parseghian a proper going-away present - a 13-11 victory that denied the Tide the national title for the second straight year and gave Alabama and coach Paul "Bear" Bryant its eighth consecutive non-win in bowl competition.

Notre Dame staked itself to a 13-0 lead midway through the opening half and withstood the Tide's offensive thrust until the final gun sounded. The Irish got their first touchdown in the opening period. Alabama fumbled a Tony Brantley punt and Al Samuel recovered the ball at the Tide's 16-yard line.

Three plays later Notre Dame faced a fourth-and-one call at the seven. Wayne Bullock powered his way over the left side for three yards and a crucial first down. On the next play, he slithered into the end zone on a four-yard jaunt for the first Irish score. Dave Reeve added the extra point.

With 50 seconds left in the first quarter, the Notre Dame offense took control at its own 23-yard line and quarterback Tom Clements engineered another scoring drive - this one encompassing 77 yards in 17 plays and taking 7:21 off the clock. The Irish attempted only one pass in the march, a nine-yard completion to Mark McLane. The running game featured McLane and Samuel working the sweeps and Bullock picking up his yardage up the middle.

The drive almost stalled at the Alabama 28-yard line when the Irish faced a fourth-and-four situation. But an offside call on the Tide on the Irish field-goal attempt gave

Notre Dame new life. The Irish made the most of that resurrection, as McLane took a pitchout and ran 12 yards. Two plays later he twisted loose from the Alabama defense and went nine yards for the score. Reeve's kick was off the mark and Notre Dame had to settle for a 13-0 lead.

The Irish fumbled on their next possession and gave the Tide the football on the Notre Dame 40-yard line. Alabama's game plan was to go to the air, and quarterback Richard Todd hit Ozzie Newsome for 11 yards and Jerry Brown for 12 yards to help the Tide move to the Notre Dame eight-yard mark. But the Irish defense dug in, and Alabama could manage only a 21-yard field goal by Danny Ridgeway.

After a scoreless third quarter in which the Irish held Alabama to just three first downs, all by passing, Notre Dame took over at its own eight. The offense, dormant since the second quarter, surged to life. Samuel picked up 20 yards on a pair of sweeps to get the Irish out of the hole. But the Tide stopped a fourth-down try and immediately went to work.

Again, Alabama, which had averaged only 11 passes a game during the season, went to the air. Todd carried the Tide to the Irish 12-yard line but then delivered an interception to John Dubenetzky, who returned the ball 16 yards to the 26.

The Irish couldn't put together a sustained drive and turned the ball over to Alabama with 4:29 left. On fourth down and five yards to go, Todd let loose a 48-yard touchdown pass to Russ Schamun. The Tide added two points on a conversion pass from Todd to George Pugh.

Alabama got the ball back with just under two minutes remaining. Needing only a field goal to avenge the 24-23 loss in the '73 Sugar Bowl, Todd tossed to Schamun for a 16-yard gain and to Randy Billinsley for an eight-yard reception. But Reggie Barnett intercepted Todd's next throw and sealed the verdict in favor of the Irish.

Offensive Most Valuable Player

Wayne Bullock, Fullback

Final Statistics

Score by Quarters	1	2	3	4	Score
Notre Dame	7	6	0	0	- 13
Alabama	0	3	0	8	- 11

First Quarter

6:41 ND Bullock 4 yd run (Reeve kick), 5-16 1:30

Second Quarter

8:29 ND McLane 9 yd run (Reeve kick failed), 17-77 7:21

1:45 UA Ridgeway 21 yd field goal, 10-36 4:01

Fourth Quarter

3:13 UA Schamun 48 yd pass from Todd (Pugh pass from Todd), 4-53 1:16

	UA	ND
First Downs	14	15
By Rushing	3	14
By Passing	11	0
By Penalty	0	1
Rushing Attempts	33	66
Yards Rushing	107	215
Yards Lost Rushing	45	30
Net Yards Rushing	62	185
Net Yards Passing	223	19
Passes Attempted	29	8
Passes Completed	15	4
Had Intercepted	2	2
Total Offensive Plays	62	74
Total Net Yards	285	204
Average Gain Per Play	4.6	2.6
Fumbles: No.-Lost	5-2	1-1
Penalties: No.-Yds.	1-5	1-15
Interceptions: No.-Yds.	2-0	2-26
Punts: No.-Yds.	7-280	6-228
Average Per Punt	40.0	38.0
Punt Returns: No.-Yds.	5-34	0-0
Kickoff Returns: No.-Yds.	2-32	3-54

RUSHING: Alabama-Culliver 11-60; Shelby 5-25; Todd 9-4; Billingsley 2-3; Taylor 1-1; Pugh 1(-8); Stock 1(-9); Rutledge 3(-14). Notre Dame-Bullock 24-83; Samuel 10-39; McLane 8-30; Clements 11-26; Penick 6-15; Parise 3-4; Goodman 1-2; Allocco 3(-14).

PASSING: Alabama-Todd 13-24-2-194; Rutledge 2-5-0-29. Notre Dame-Clements 4-7-1-19; Goodman 0-1-1-0.

RECEIVING: Alabama-Newsome 6-68; Schamun 5-126; Billingsley 3-17; Brown 1-12. Notre Dame-Demmerle 2-12; McLane 1-9; Goodman 1(-2).

GATOR BOWL: DEC. 27, 1976

Notre Dame Upends Penn State, 20-9

Al Hunter scored a pair of first-half touchdowns to lead the Irish past the Nittany Lions.

JACKSONVILLE -- Al Hunter ignited the Notre Dame offense and tallied a pair of first-half touchdowns to spark the Fighting Irish to a 20-9 win over Penn State in the Gator Bowl before a crowd of 67,827.

Hunter, who became the first Notre Dame back to rush for more than 1,000 yards in a single season, scored in each of the initial two periods.

After the Nittany Lions jumped out to a short-lived 3-0 lead on Tony Capozzoli's 26-yard field goal, Terry Eurick helped the Irish effort with a kickoff return of 65 yards. Hunter put together runs of six and nine yards before crossing the goal line on a one-yard dive. Dave Reeve added the extra point and the Irish were ahead for good.

In the second quarter Jim Browner recovered a Penn State fumble at the Nittany Lion 23-yard line. Six plays later, including a 12-yard pass from quarterback Rick Slager to Dan Kelleher, Reeve added three points to the Notre Dame total with a 23-yard field goal.

Notre Dame's offense continued its surge with another touchdown by Hunter. This time the Irish covered 51 yards in 10 plays. Slager tossed a pair of 12-yard passes to tight end Ken MacAfee and a 13-yarder to Hunter to move the Irish downfield. Hunter contributed an 11-yard gallop before scoring on a one-yard run. Reeve's kick made it Notre Dame 17, Penn State 3.

With only two seconds remaining on the clock before halftime, the Irish boosted their lead to 20-3 on another 23-yard field goal by Reeve. That Irish drive was helped by a punt interference call against Penn State, one of six penalties assessed against the Nittany Lions during the game.

Led by linebackers Bob Golic, Doug Becker and Steve Heimkreiter and strong safety Jim Browner, the Irish defense clamped down on Penn State's usually proficient offense. Notre Dame never allowed the Lions beyond their own 32 in the first half after their initial possession.

And despite good yardage totals in the second half, Penn State was unable to score a touchdown until Bruce Clark blocked a punt deep in Notre Dame territory with 9:14 left in the game. Quarterback Chuck Fusina tossed an eight-yard pass to Matt Suhey on the second play from scrimmage for the score. The Nittany Lions' two-point conversion attempt failed.

Penn State edged the Irish in total offense by one yard - gaining 274 yards to 273 for Notre Dame. The Nittany Lions gained 156 yards on the ground compared to the Irish total of 132. But 15th-ranked Notre Dame edged the Lions 141-118 in the passing department.

Hunter was the leading rusher in the game, gaining 102 yards on 26 carries. Bob Torrey paced the Nittany Lions with 63 yards in 12 tries. Suhey added 40.

Slager completed 10 of 19 passes for 141 yards, while Fusina was successful on 14 of 33 attempts. He also threw two interceptions.

MacAfee headed the Irish receiving corps with five catches for 78 yards. Kelleher hauled in three receptions for 46 yards.

The victory, Notre Dame's third consecutive win in post-season competition, gave coach Dan Devine a 9-3 record for the 1975 campaign, his second season with the Irish. Penn State, under the direction of coach Joe Paterno, fell to 7-5.

Most Valuable Player

Al Hunter, Left Halfback

Final Statistics					
Score by Quarters	1	2	3	4	Score
Notre Dame	7	13	0	0	- 20
Penn State	3	0	0	6	- 9
First Quarter					
7:15	PSU	Capozzoli 26 yd field goal, 12-55 5:44			
2:26	ND	Hunter 1 yd run (Reeve kick), 10-35 4:38			
Second Quarter					
8:49	ND	Reeve 23 yd field goal, 6-23 1:25			
2:20	ND	Hunter 1 yd run (Reeve kick), 10-51 4:45			
0:02	ND	Reeve 23 yd field goal, 3-32 0:15			
Fourth Quarter					
8:37	PSU	Suhey 8 yd pass from Fusina (Torrey run failed), 2-8 0:37			
		PSU	ND		
First Downs		16	17		
By Rushing		9	9		
By Passing		6	6		
By Penalty		1	2		
Rushing Attempts		40	48		
Yards Rushing		180	143		
Yards Lost Rushing		24	11		
Net Yards Rushing		156	132		
Net Yards Passing		118	141		
Passes Attempted		33	20		
Passes Completed		14	10		
Had Intercepted		2	0		
Total Offensive Plays		73	68		
Total Net Yards		274	273		
Average Gain Per Play		3.8	4.0		
Fumbles: No.-Lost		4-1	2-0		
Penalties: No.-Yds.		6-55	5-62		
Interceptions: No.-Yds.		0-0	2-32		
Punts: No.-Yds.		5-146	5-166		
Average Per Punt		29.2	33.2		
Punt Returns: No.-Yds.		2-21	3-2		
Kickoff Returns: No.-Yds.		2-28	3-109		
RUSHING: Penn State-Torrey 12-63; Suhey 9-40; Geise 12-36; Cefalo 3-18; Fusina 2-1; Guman 2-(-2). Notre Dame-Hunter 26-102; Ferguson 10-22; Browner 3-10; Orsini 3-7; Slager 6-(-9).					
PASSING: Penn State-Fusina 14-33-2-118. Notre Dame-Slager 10-19-0-141; Browner 0-1-0-0.					
RECEIVING: Penn State-Cefalo 5-60; Torrey 3-(-3); Suhey 2-17; Mauti 1-21; Donovan 1-11; Shuler 1-10; Guman 1-2. Notre Dame: MacAfee 5-78; Kelleher 3-46; Hunter 1-13; Orsini 1-4.					

COTTON BOWL: JAN. 2, 1978**Notre Dame Topples Top-Ranked Texas, 38-10**

The win gave Notre Dame a 11-1 record for the 1977 season and the national championship.

DALLAS -- And then there were none. Not one unbeaten football team in major college football remained.

Dan Devine's Fighting Irish of Notre Dame took care of the last one, using an unrelenting defense to force six Texas turnovers and an opportunistic offense which capitalized on five of them to rout the previously unbeaten Longhorns 38-10 in the Cotton Bowl and claim the national championship for themselves.

The victory elevated Notre Dame into the top spot in both the AP and UPI final polls. Meanwhile, Texas - which had held the number-one ranking in both polls coming into the game - slipped to fourth in AP and fifth in UPI.

The Irish were devastating, particularly in the trenches, where the Irish defensive line threw a lasso around Texas Heisman Trophy winner Earl Campbell. Though Campbell did gain 116 yards on 29 carries, they were all tough yards. His longest run from scrimmage was only 18 late in the second quarter.

The Irish also forced the Longhorns into six turnovers, three fumbles and three interceptions, and took advantage of what Texas gave them with an offensive line performance which was awesome.

Backs Jerome Heavens and Vagas Ferguson gained 102 and 100 yards, respectively, by going where the Longhorns weren't. Ferguson, who also scored three touchdowns, won the outstanding offensive player honor.

Defensively, the top honor went to Irish middle linebacker Bob Golic, who made 17 tackles and blocked a field-goal attempt by Russell Erxleben.

After the teams had traded field goals in the first quarter - Notre Dame's Dave Reeve hit a 47-yarder (after a Texas fumble) before Erxleben connected on a 42-yarder into a 12 mph wind - Golic and teammates Mike Calhoun and Doug Becker forced a Ham Jones fumble on a screen pass from Randy McEachern and Jim Browner recovered at the Longhorn 27.

Senior captain Terry Eurick scored on the fifth play after that turnover to give the Irish a 10-3 lead on the first play of the second quarter.

Defensive tackle Ken Dike then got into the act on Texas' next possession, stripping a scrambling McEachern of the ball, which Willie Fry recovered at the Longhorn 35.

Five plays later, Eurick scampered in from the 10 for a 17-3 lead.

An interception by linebacker Becker set up Notre Dame's third touchdown of the period, a 17-yard pass from Joe Montana to Ferguson.

But the Longhorns threw a scare into the Irish late in the quarter when McEachern directed a 68-yard, six-play drive in just 22 seconds to score. The touchdown came on a 13-yard aerial from McEachern to Mike Lockett after Irish safety Jim Browner had been called for interference on the last play of the first half.

The Irish regained the lost momentum when linebacker Steve Heimkreiter intercepted a McEachern pass midway through the third quarter. Ferguson went the final three yards on the 29-yard drive off left tackle to score, making it 31-10.

The loss ended a storybook season for first-year coach Fred Akers whose Longhorns had won 11 straight games. Notre Dame survived an early loss to Mississippi to finish 11-1 with 10 straight victories.

Most Outstanding Offensive Player

Vagas Ferguson, Running Back

Most Outstanding Defensive Player

Bob Golic, Linebacker

Final Statistics

Score by Quarters	1	2	3	4	Score
Notre Dame	3	21	7	7	- 38
Texas	3	7	0	0	- 10

First Quarter

11:35 ND Reeve 47 yd field goal, 4-32 0:59
6:07 UT Erxleben 42 yd field goal, 11-80 5:18

Second Quarter

14:56 ND Eurick 6 yd run (Reeve kick), 5-27 1:06
11:37 ND Eurick 10 yd run (Reeve kick), 5-35 1:32
7:28 ND Ferguson 17 yd pass from Montana (Reeve kick) 3-20 0:39
0:00 UT Lockett 13 yd pass from McEachern (Erxleben kick) 6-68 2:20

Third Quarter

6:49 ND Ferguson 3 yd run (Reeve kick) 7-29 2:20

Fourth Quarter

9:41 ND Ferguson 26 yd run (Reeve kick), 5-50 2:01

	UT	ND
First Downs	16	26
By Rushing	6	15
By Passing	9	11
By Penalty	1	0
Rushing Attempts	50	53
Yards Rushing	190	250
Yards Lost Rushing	59	7
Net Yards Rushing	131	243
Net Yards Passing	160	156
Passes Attempted	24	32
Passes Completed	11	14
Had Intercepted	3	1
Total Offensive Plays	74	85
Total Net Yards	291	399
Avg. Gain Per Play	3.9	4.7
Fumbles: No.-Lost	3-3	0-0
Penalties: No.-Yds.	1-5	4-37
Interceptions: No.-Yds.	1-0	3-20
Punts: No.-Yds.	3-120	5-152
Avg. Per Punt	40.0	30.4
Punt Returns: No.-Yds.	1-1	0-0
Kickoff Returns: No.-Yds.	8-81	1-17

RUSHING: Texas-Campbell 29-116; Jones 11-63; Thompson 1-2; Johnson 1-2; McEachern 8-(-52). Notre Dame-Heavens 22-101; Ferguson 21-100; Eurick 4-16; Lisch 2-16; Stone 2-4; Mitchell 1-3; Montana 1-3.

PASSING: Texas-McEachern 11-24-3-160. Notre Dame-Montana 10-25-1-111; Lisch 4-7-0-45.

RECEIVING: Texas-Harris 4-57; Jackson 3-33; Jones 1-34; Miksch 1-18; Lockett 1-13; Jones 1-5. Notre Dame: MacAfee 4-45; Waymer 3-38; Ferguson 3-23; Haines 2-29; Eurick 1-12; Pallas 1-9.

COTTON BOWL: JAN. 1, 1979

Notre Dame Rallies Past Houston, 35-34

Joe Montana leads the Irish to 23 points in the final eight minutes in a game now famously called "The Chicken Soup Game".

DALLAS -- Notre Dame utilized a miracle rally beginning midway through the fourth period to shock Houston 35-34 and capture the 43rd and coldest Cotton Bowl. It featured a comeback that many longtime observers called the greatest in Irish football history.

Quarterback Joe Montana, who missed most of the third quarter because of below-normal body temperature, captained an Irish rescue mission which saw the gold and green put 23 points on the board in the final seven minutes and 37 seconds, erasing a 34-12 Cougar lead in the process.

What happened in the last 7:37 was mind-boggling. For starters, the tide turned when freshman reserve fullback Tony Belden blocked a Jay Wyatt punt and classmate Steve Cichy picked it up in a crowd and rambled 33 yards for an Irish score. Notre Dame, electing to go for two, narrowed the deficit to 34-20 when Montana connected with tailback Vagas Ferguson in the end zone.

After his team had forced another Wyatt punt, Montana shifted into overdrive when the Irish regained possession at their own 39-yard line with 5:40 remaining on the clock.

On three straight plays the senior signal caller connected with freshman tight end Dean Masztak, fullback Jerome Heavens and flanker Pete Holohan for respective gains of 17, 30 and 11 (the last one on pass interference) yards. Two plays later Montana swept left end for two yards and a touchdown. Two points were once again a must for the Irish, who brought the score to 34-28 with a Montana-to-Haines completion.

The once dumfounded Notre Dame legions suddenly had reason to cheer. Their Irish were rolling, or so it seemed, until all momentum seemed gone with 2:05 left in the game. It was then when Montana fumbled after a 16-yard run to the Houston 20 and Cougar Tommy Ebner recovered.

The Irish defense stiffened, and with a fourth-and-one from the Cougar 29 and 35 seconds left, Yeoman overruled a possible punt to go for the first down that would seal a win for the Southwest Conference champions. But Notre Dame held on a great stop by freshman Joe Gramke and the Irish took over with 28 ticks of the clock left, just 29 yards short of paydirt.

Montana, who needed a dose of chicken soup to help erase his hypothermic condition, started the last-ditch Irish effort by running for 11 yards and then throwing to Kris Haines for a gain of 10.

On the next play Montana, the same Montana who had earlier thrown four interceptions, wasted little time getting rid of the ball, tossing it quickly to the right corner of the end zone and in the direction of Haines. The pass was incomplete, but Montana's quickness in releasing stopped the clock with two seconds remaining and gave the Irish one last chance.

Montana, calling for the same play twice in a row, then proceeded to hit Hines with the tying touchdown pass.

Joe Unis, a Dallas native, came on to kick the extra point. An illegal procedure penalty nullified the winning point, so Unis had to do it all over. He did, and the miracle was history.

Most Valuable Player

Joe Montana, Quarterback

Final Statistics					
Score by Quarters	1	2	3	4	Score
Notre Dame	12	0	0	23	- 35
Houston	7	13	14	0	- 34
First Quarter					
6:55	ND	Montana 3 yd run (Unis kick failed), 9-66 3:41			
4:40	ND	Buchanan 1 yd run (Montana pass failed), 6-25 2:15			
0:17	UH	Adams 15 yd pass from Davis (Hatfield kick), 3-12 1:14			
Second Quarter					
6:27	UH	Love 1 yd run (Hatfield kick), 6-21 2:05			
3:00	UH	Hatfield 21 yd field goal, 6-21 2:16			
0:03	UH	Hatfield 34 yd field goal, 7-39 1:08			
Third Quarter					
6:29	UH	Davis 2 yd run (Hatfield kick), 8-30 3:46			
4:40	UH	Davis 5 yd run (Hatfield kick), 3-19 1:18			
Fourth Quarter					
7:25	ND	Cichy 33 yd blocked punt return (Ferguson pass from Montana)			
4:15	ND	Montana 2 yd run (Haines pass from Montana), 5-61 1:22			
0:00	ND	Haines 8 yd pass from Montana (Unis kick), 4-29 0:28			
		UH	ND		
First Downs		16	13		
By Rushing		12	4		
By Passing		3	7		
By Penalty		1	2		
Rushing Attempts		63	40		
Yards Rushing		253	144		
Yards Lost Rushing		24	13		
Net Yards Rushing		239	131		
Net Yards Passing		60	163		
Passes Attempted		13	37		
Passes Completed		4	13		
Had Intercepted		0	4		
Total Offensive Plays		76	77		
Total Net Yards		289	294		
Average Gain Per Play		3.8	3.8		
Fumbles: No.-Lost		6-3	3-3		
Penalties: No.-Yds.		6-38	8-74		
Interceptions: No.-Yds.		4-43	0-0		
Punts: No.-Yds.		10-255	7-184		
Average Per Punt		25.5	26.3		
Punt Returns: No.-Yds.		2-(-2)	5-48		
Kickoff Returns: No.-Yds.		2-33	6-136		
RUSHING: Houston-Davis 19-76; King 21-74; Love 22-73; Brown 1-6. Notre Dame-Heavens 16-71; Montana 7-26; Ferguson 10-19; Pallas 4-11; Mitchell 1-3; Buchanan 2-1.					
PASSING: Houston-Davis 4-12-0-60; Brown 0-1-0-0. Notre Dame-Montana 13-34-3-163; Koegel 0-3-0-0.					
RECEIVING: Houston-Adams 2-35; Herring 2-25. Notre Dame: Heavens 4-60; Haines 4-31; Masztak 3-49; Holohan 1-14; Ferguson 1-9.					

SUGAR BOWL: JAN. 1, 1981**Georgia Holds Off Notre Dame, 17-10**

The win gave Georgia a 12-0 record for the 1980 season and the national championship.

NEW ORLEANS -- The day before Georgia met Notre Dame in the Sugar Bowl, Vince Dooley was hoping his football players would spend New Year's Eve night "in their hotel rooms, watching whatever it is they drop in New York, that ball or whatever."

By the time the two teams had played out Georgia's 17-10 win over Notre Dame in the 47th Sugar Bowl, Georgia had watched and claimed everything that fell from the heavens of the Superdome, including its first national championship.

The Bulldogs capitalized on two critical Notre Dame mistakes in the first half for touchdown drives of one and 22 yards, then fought back repeated Notre Dame threats in the second half giving 12-0 Georgia its first unbeaten season since 1946.

After seventh-ranked Notre Dame took a 3-0 lead on the game's first possession, the Irish drove to the Georgia 31 the next time they had the ball. But freshman Terry Hoage shot through the middle to block Harry Oliver's 48-yard field goal attempt. The play did two things. It led to Georgia's first score and warned Notre Dame of the strange perils that lay ahead.

The game's most valuable player, Herschel Walker, ran the ball six times to the Notre Dame 19 before the drive stopped and Rex Robinson kicked a 46-yard field goal to make it 3-3.

Robinson kicked off and drove the ball high and deep. Notre Dame deep backs Jim Stone and Ty Barber drifted away from the ball before it hit near the goal and began bouncing laterally. Stone had called for Barber to take the kick, but the crowd noise drowned out the call. Stone went after the ball but Georgia's Bob Kelly recovered at the one. Two plays later Walker dove over from the one and Georgia was ahead to stay 10-3.

If the 59-yard onsides kick hadn't done enough damage, Notre Dame gave Georgia the eventual game-winning score in the first minute of the second quarter.

Notre Dame fullback John Sweeney's only carry of the game ended in a fumble when he was hit by linebacker Frank Ros at the Notre Dame 20. Chris Welton recovered for Georgia at the 22, the first of four Notre Dame turnovers.

Walker ran off right tackle for 12 yards and quarterback Buck Belue scrambled for seven more to the three. Walker took it over from there, scooting around right end untouched. Georgia had only three first downs and a 17-3 lead.

After Georgia went ahead on Walker's run, Notre Dame drove to the Bulldog 13 but again came away frustrated.

Quarterback Mike Courey's lob pass for Pete Holohan was intercepted by Scott Woerner in the end zone. Midway through the third period the game's next serious threat developed when Notre Dame again drove to the Georgia 13. It was stopped when Woerner tipped away a Blair Kiel pass to Holohan in the end zone.

If Georgia's special teams ignited the win, the Bulldog defense fanned the flames in the second half. Belue went almost 58 minutes of the game without a completion and finished one-for-12. Walker, who gained 95 yards on 17 first-half carries managed only 55 on 19 second-half attempts.

As the third period wore on, Notre Dame's size began taking its toll on the smaller Bulldogs. Hanging in became an obvious chore.

With five minutes remaining in the third period Kiel - who quarterbacked the entire second half after Courey broke his right hand just before halftime - drove Notre Dame 57 methodical yards in 10 impressive plays. Phil Carter scored from one yard out and Oliver's kick made it 17-10 with :54 left in the third period.

On its next possession Notre Dame drove from its 46 to the Georgia 27 in five quick plays. But just when it appeared the Irish had the Bulldogs on the ropes, Woerner made another big play. On third and three at the Bulldog 20, the Georgia safety sliced through and dropped Phil Carter for a one-yard loss. Oliver - who had a one-for-four day on field goals - missed a 38-yard attempt.

Georgia defensive coordinator Erk Russell watched the mounting Irish momentum with a degree of concern. Notre Dame's domination - the Irish outgained Georgia 328 yards to 127 and had a 78-65 edge in plays - appeared to be mounting with each possession.

With nine minutes remaining Georgia had an opportunity to put Notre Dame out of reach of a one-touchdown comeback. Kiel's deep sideline pass from Hunter was intercepted by Mike Fisher at the Notre Dame 37. An incomplete long pass and two running plays by Walker gained six yards. Robinson pushed his 48-yard field goal wide to the right.

Most Outstanding Offensive Player

Vagas Ferguson, Running Back

Most Outstanding Defensive Player

Bob Golic, Linebacker

Final Statistics

Score by Quarters	1	2	3	4	Score
Notre Dame	3	0	7	0	- 10
Georgia	10	7	0	0	- 17

First Quarter

10:41 ND Oliver 50 yd field goal, 9-48 4:19
1:45 UG Robinson 46 yd field goal, 8-20 3:38
1:04 UG Walker 1 yd run (Robinson kick), 2-1 0:41

Second Quarter

13:49 UG Walker 3 yd run (Robinson kick), 3-22 0:17

Third Quarter

0:54 ND Carter 1 yd run (Oliver kick) 10-57 4:25

	UG	ND
First Downs	17	10
By Rushing	10	8
By Passing	7	1
By Penalty	0	1
Rushing Attempts	50	52
Yards Rushed	206	181
Yards Lost Rushing	16	61
Net Yards Rushing	190	120
Net Yards Passing	138	7
Passes Attempted	28	13
Passes Completed	14	1
Had Intercepted	3	0
Total Offensive Plays	78	65
Total Net Yards	328	127
Average Gain Per Play	4.2	1.9
Fumbles: No.-Lost	1-1	0-0
Penalties: No.-Yds.	8-69	6-32
Interceptions: No.-Yds.	0-0	3-19
Punts: No.-Yds.	5-210	11-424
Average Per Punt	42.0	38.5
Punt Returns: No.-Yds.	3-2	3-25
Kickoff Returns: No.-Yds.	2-52	3-55

RUSHING: Georgia-Walker 36-150; Womack 1-2; Norris 2-2; Belue 13--(-34). Notre Dame-Carter 27-109; Courey 5-40; Kiel 10-27; Stone 6-12; Sweeney 1-2; Buchanan 1-0.

PASSING: Georgia-Belue 1-12-0-7; Walker 1-0-0-0. Notre Dame-Kiel 14-27-2-138; Courey 0-1-1-0.

RECEIVING: Georgia-Arnold 1-7. Notre Dame: Holohan 4-44; Hunter 3-29; Carter 2-24; Masztak 2-22; Vehr 2-14; Buchanan 1-5.

LIBERTY BOWL: DEC. 29, 1983

Notre Dame Upsets Boston College, 19-18

The Irish upended the Eagles and their future Heisman Trophy winner Doug Flutie.

MEMPHIS -- Notre Dame risked being labeled a "Scrooge" by finally shedding its charitable image in the 1983 Liberty Bowl.

After literally giving away victory and a chance at a major bowl bid to Penn State and Air Force in the waning seconds of the last two games of the regular season, the Irish defense tightened its money clip and emphatically refused Boston College's request for a 10-2 record and residency among the nation's top 10 teams.

With just 1:08 left on the clock and the Irish clinging to a perilously slim 19-18 advantage, Boston College faced a crucial fourth-and-four situation at the Notre Dame 35-yard line. Quarterback Doug Flutie, the Eagles' shifty 5-9 junior who already had completed 16 of 36 passes for 287 yards, was threatening to pull off another magical comeback.

But Flutie's last attempt fell incomplete. The Notre Dame defense blitzed and forced Flutie, who had slipped on the frozen turf, to unload the ball a bit sooner than planned. Freshman cornerback Troy Wilson smothered intended receiver Joe Giaquinto, who dove for Flutie's pass and missed.

The Irish took possession with just a minute left and needed only to run out the clock for the 19-18 victory in Memphis. The Notre Dame defense had clung to its final margin of victory for 22 minutes-an eternity for Irish players, coaches and fans who were shivering with the thought of *deja vu*.

Senior quarterback Blair Kiel, who was relegated to relief duties after the first three games of the season, regained the starting nod on the basis of his off-the-bench performance in the last game against Air Force. He responded by completing 11 of 19 passes for 151 yards, including a 14-yard touchdown pass to freshman Alvin Miller.

Kiel's accurate passing complemented Notre Dame's two-pronged running attack which somehow managed to establish a strong footing on the icy field that was slippery between the hash marks and soft on the sides.

Instead of the usual I-formation, fullback Chris Smith and tailback Allen Pinkett shared time behind the huge Irish offensive line. The set-up was new, but the plays were the same. And the wrinkles caused the Eagle defense plenty of problems. Pinkett skated for 111 yards and a pair of touch-

downs on 28 carries, while it took Smith 18 tries to gain his personal best of 104 yards.

But despite the offensive displays of Flutie and Kiel and Company and the last-minute heroics of the Irish defense, the difference in the game proved to be Mike Johnston's one successful extra point. His next two attempts were blocked, but he still fared better than the Eagles. Brian Waldron slipped on his only try and both two-point conversion attempts failed.

Flutie's pinpoint passing (three completions for 64 yards) moved Boston College into the end zone in just seven plays after the opening kickoff. Flutie's favorite receiver, Brian Brennan, dove for a 17-yard touchdown catch to put the Eagles on the board.

But the Irish came right back with a 15-play, 87-yard drive that consumed nearly eight minutes. On fourth and one, Pinkett crossed the goal line. Johnston kicked the only successful PAT of the evening and Notre Dame led 7-6.

Holding penalties thwarted Notre Dame's next two scoring opportunities and nearly wiped out a third after Golic blocked a John Mihalik punt and Stacey Toran recovered at the Eagles' six. But on third and 14, Kiel lofted a scoring pass to Miller, who had only caught two the entire season.

On their next possession, the Irish marched 53 yards in six plays as Pinkett scored from the three around right end. Notre Dame moved in front 19-6.

But Flutie got back on track after the ensuing kickoff with a 42-yard pass to fullback Bob Biestek. Three plays later he connected with flanker Gerard Phelan for a 28-yard touchdown.

The Irish opened the second half by driving to the Eagles' 15 but were forced to give up the football when Pinkett was stopped short on fourth and one.

Flutie then directed the Eagles 85 yards downfield and tossed a three-yard scoring pass to tight end Scott Gieselman. But Tony Furjanic, Notre Dame's defensive MVP with seven tackles and an interception, batted Flutie's two-point conversion pass away from Gieselman, and the Irish were still ahead, 19-18.

Defensive Most Valuable Player

Tony Furjanic, Linebacker

Final Statistics					
Score by Quarters	1	2	3	4	Score
Boston College	6	6	6	0	- 18
Notre Dame	7	12	0	0	- 19
First Quarter					
12:07 BC	Brennan 17 pass from Flutie (Waldron kick failed), 7-63 2:53				
4:24 ND	Pinkett 1 yd run (Johnston kick), 16-87 7:43				
Second Quarter					
11:49 ND	Miller 13 yd pass from Kiel (Johnston kick blocked), 6-4 1:02				
8:19 ND	Pinkett 3 yd run (Johnston kick blocked), 6-53 2:11				
7:02 BC	Phelan 28 yd pass from Flutie (Flutie pass failed), 4-69 1:08				
Third Quarter					
7:20 BC	Gieselman 3 yd pass from Flutie (Flutie pass failed), 10-85 4:00				
	ND	BC			
First Downs	19	15			
By Rushing	12	6			
By Passing	7	9			
By Penalty	0	0			
Rushing Attempts	54	29			
Yards Rushing	253	126			
Yards Lost Rushing	28	33			
Net Yards Rushing	225	93			
Net Yards Passing	151	287			
Passes Attempted	19	38			
Passes Completed	11	16			
Had Intercepted	1	2			
Total Offensive Plays	73	67			
Total Net Yards	376	380			
Average Per Play	5.14	5.66			
Return Yards	10	0			
Fumbles: No.-Lost	3-1	1-0			
Penalties: No.-Yds.	5-47	7-55			
Interceptions: No.-Yds.	2-3	1-0			
Punts: No.-Yds.	6-17	16-168			
Average Per Punt	28.5	28.0			
Punt Returns: No.-Yds.	2-7	1-0			
Kickoff Returns: No.-Yds.	4-55	4-83			
RUSHING: Boston College-Stradford 16-51, Flutie 5-32; Browne 4-13, Biestek 2-8, Bell 1-3, Team 1-(14). Notre Dame-Pinkett 28-111, Smith 18-104, Brooks 2-26, Miller 1-7, Kiel 5-23.					
PASSING: Boston College-Flutie 16-37-1-287, Brennan 0-1-0-0. Notre Dame-Kiel 11-19-1-151.					
RECEIVING: Boston College-Brennan 4-91, Phelan 4-52, Gieselman 3-19, Stradford 2-17, Biestek 1-42, Martin 1-36, Murphy 1-30. Notre Dame: Bavaro 5-52, Miller 3-31, Jackson 2-25, Howard 1-43.					

MEDIA INFO

GAME NOTES

THE FIGHTING IRISH

COACHES & STAFF

2010 SEASON REVIEW

BOWL HISTORY

THIS IS NOTRE DAME



ALOHA BOWL: DEC. 29, 1984

SMU Denies Notre Dame, 27-20

Irish drove to the Mustangs 16-yard line in the waning seconds, but three straight incompletions killed any hope of a comeback.

HONOLULU -- It had all the earmarks of a classic Notre Dame comeback.

In fact, the Irish already had done it once that day--rebounding from a quick 14-0 deficit to tie the contest at 17 heading into the final period of the Aloha Bowl against SMU.

This time, the Ponies had grabbed a 27-17 advantage with 6:13 remaining. With SMU expecting a pass, Notre Dame ran nine straight times in a 2:57 period before John Carney's 31-yard field goal at the 3:15 mark.

The Irish defense then did the job, halting Reggie Dupard on a third-and-four attempt from the SMU 26. Mike Kovaleski stopped him after only a single yard.

After SMU's punt, quarterback Steve Beuerlein went to work from the Irish 23 with 2:42 left on the clock. Beuerlein had thrown only 12 passes to that point in the game. He would throw 11 in the next 2:19, almost enough for a patented Notre Dame finish. But he finished one short.

A second down Beuerlein run for 14 yards gave the Irish a first down at the SMU 17. Mark Bavaro grabbed a first-down pass for one yard and the clock kept moving. On second down, Beuerlein's throw for Joe Howard near the goal line caught Howard leaning the wrong direction. On third down, Beuerlein threw for Tim Brown, only to have the ball tipped into the air and knocked to the ground by SMU safety Tim Green. On fourth down, Beuerlein scrambled out of the pocket to his right and found Milt Jackson open in the end zone.

For the 10th-ranked Mustangs, it marked the moment of their 27-20 victory. Beuerlein's throw was just past the outstretched hands of Jackson with 23 seconds remaining.

SMU took advantage of its quickness to put touchdowns on the board on its initial two possessions. Junior quarterback Don King threw for 24 yards on the first SMU play from scrimmage, then Dupard ran for 11 yards the next down. A sprained ankle quickly put Dupard on the sidelines, but it mattered little. Sophomore Jeff Atkins--who eventually earned the offensive MVP award--caught a key 16-yard pass on third down and eventually scored on a seven-yard run.

The next time they had the ball, the Mustangs drove 80 yards in 14 plays--with King throwing to Cobby Morrison for a 21-yard score. King made the key play of that drive, throwing for 21 yards to Ron Morris on a third-and-18 call from the Irish 29.

Brown returned the SMU kickoff 53 yards to the SMU 47--and Pinkett went to work. He carried five times down to the Pony 17 before catching a pass from Beuerlein in the end zone for the touchdown. The Irish defense held this time, and Notre Dame again went to work.

Starting from their own 15, the Irish had a 27-yard pass to Alonzo Jefferson nullified by clipping. Still, they came right back with a 15-yarder to Bavaro plus a facemask violation against SMU--then a 28-yard shovel pass to Jefferson. Another key stop of Jefferson on third and two by SMU halted the march--but Carney connected from 51 yards (the longest of his career and an Aloha Bowl record) to make it 14-10. SMU scored the final points of the half on a 47-yard field goal with seven seconds remaining to make it 17-10 at the break.

Notre Dame was able to force Mustang punts on the first three possessions of the second half, but the Irish couldn't take advantage until the third try. Pinkett ran off gains of 11 and 13 yards, and Mark Brooks finally took it in from 11 for a 17-17 tie with 2:10 left in the third period.

SMU came right back to take the lead on an agonizingly long, 19-play drive that took more than seven minutes off the clock. The Ponies did it the hard way, with Dupard twice converting on fourth-down runs after SMU reached the Notre Dame 25. Brandy Brownlee's 30-yard field goal made it 20-17 with 11:47 left in the game.

The Mustangs needed seven running plays to score what appeared to be the clinching touchdown. Atkins took a pitch for 22 yards and Dupard added 11 before Dupard's eventual two-yard scoring run

Final Statistics

Score by Quarters	1	2	3	4	Score
Notre Dame	0	10	7	3	- 20
SMU	7	10	0	10	- 27

First Quarter

6:07 SMU Atkins 7 yd run (Brownlee kick) 10-7 4:08

Second Quarter

11:35 SMU Morrison 12 yd pass from King (Brownlee kick), 14-8 6:28
8:26 ND Pinkett 17 yd pass from Beuerlein (Carney kick), 7-47 2:59
4:23 ND Carney 51 yd field goal, 7-51 3:01
0:07 SMU Brownlee 47 yd field goal, 12-49 4:16

Third Quarter

3:50 ND Brooks 11 yd run (Carney kick), 5-40 2:10

Fourth Quarter

6:13 SMU Dupard 2 yd run (Brownlee kick), 7-50 3:15
3:15 ND Carney 31 yd field goal, 9-65 2:57

	ND	SMU
First Downs	22	26
By Rushing	12	18
By Passing	9	7
By Penalty	1	1
Yards Rushing	250	280
Yards Lost Rushing	32	54
Net Yards Rushing	218	226
Net Yards Passing	144	153
Passes Attempted	23	17
Passes Completed	11	9
Had Intercepted	0	0
Total Offensive Plays	66	81
Total Net Yards	362	379
Average Gain Per Play	5.5	4.7
Return Yards	42	25
Fumbles: No.-Lost	0-0	4-0
Penalties: No.-Yds.	5-44	5-55
Interceptions: No.-Yds.	0-0	0-0
Punts: No.-Yds.	4-166	5-205
Average Per Punt	41.5	41.0
Punt Returns: No.-Yds.	4-42	2-25
Kickoff Returns: No.-Yds.	4-105	2-55

RUSHING: SMU--Atkins 17-112, Dupard 23-103, Hashaway 8-34, Morrison 7-26, Morris 1-(-13), King 8-(-36). Notre Dame--Pinkett 24-136, Jefferson 9-60, Brooks 4-19, Beuerlein 5-7, Brown 1-(-4).

PASSING: SMU--King 9-17-0-153. Notre Dame--Beuerlein 11-23-0-144.

RECEIVING: SMU--Atkins 2-31, Hashaway 2-27, Morris 2-27, Dupard 1-39, Pleasant 1-17, Morrison 1-12. Notre Dame: Jefferson 2-37, Howard 2-24, Bavaro 2-16, Brown 1-16, Jackson 1-13, Pinkett 1-17, Smith 1-11, Gray 1-10.

COTTON BOWL: JAN. 1, 1988

Texas A&M Rolls Past Notre Dame, 35-10

Irish victimized by critical second-half turnovers that pushed the contest out of reach.

DALLAS -- For Notre Dame the 1988 Cotton Bowl closely resembled the 1987 season - a good start and a tough luck finish. The Irish, appearing in their first New Year's Day bowl in seven years, played like the team that shut down Michigan and Alabama-for almost a half, anyway.

But Texas A&M made the most of a costly second-period Irish turnover, and the momentum and breaks went the Aggies' direction the rest of the way as the Southwest Conference champions rolled to a 35-10 victory.

After losing the last two games of the regular season, the Irish looked like they were back on track on the opening kickoff, a 37-yard return by Heisman Trophy winner Tim Brown, his longest of the season. The next three plays were Anthony Johnson left, Anthony Johnson middle, and Anthony Johnson right to pound out the first down. Then Terry Andrysiak, playing for the first time since breaking his collarbone in October, took to the air with a 29-yard strike to Brown to the Aggie 20. After two runs for short gains, Notre Dame found itself facing a third down and seven. But once again it was Andrysiak to Brown, this time for 17 yards and a touchdown.

Texas A&M missed a field goal on the next possession, but a career long 64-yard punt by Craig Stump late in the quarter put the Irish on their own two-yard line and helped get the ball back to the Aggies in a hurry. Scott Slater managed to put a 26-yarder through the uprights as time expired in the first quarter.

The second quarter started out like the first. Notre Dame scored on its first possession with a 36-yard field goal by Ted Gradel. The Irish defense held the Aggies to 23 yards on their next drive and the Irish again began to march down the field. Andrysiak to Brown for 22. Andrysiak to Brown for 24. Andrysiak to Reggie Ward for 13. The Irish seemed unstoppable as they stood poised on the 18-yard line ready to score again.

Then, with 4:06 on the clock, the bottom fell out. A play-action pass intended to go right went left. Andrysiak's pass to tight end Andy Heck was picked off in the end zone by Alex Morris who made a one-handed catch and barely landed in bounds. The Aggies came alive.

Backup Lance Pavlas, who alternated at quarterback with the game's offensive MVP, Bucky Richardson, directed an 80-yard drive highlighted by a 33-yard pass to Gary Oliver. But it was freshman halfback Darren Lewis who took a pitch, stopped short and hit Tony Thompson for a 24-yard touchdown to tie the game.

The Irish took over on their own 29-yard line, but not for long. Braxton Banks dropped a short pass from Andrysiak and a controversial fumble call gave the Aggies the football. Four plays later Larry Horton drove two yards for an A&M touchdown with 0:26 left in the half. A "swinging gate" play, in which Wally Hartley ran three yards behind a wall of Aggies, gave Texas A&M the two-point conversion and an 18-10 halftime lead.

Texas A&M's momentum continued into the second half as the Aggies drove 80 yards to the Notre Dame one-yard line on their first possession. The Irish had a chance to stem the tide when Wes Pritchett hit Matt Gurley, forcing a fumble. Brandy Wells recovered for Notre Dame in the end zone for the touchback. But on the next play tailback Mark Green fumbled the ball and Dana Batiste recovered for A&M. A defensive pass interference penalty moved the Aggies down to the eight-yard line. Then Richardson ran one yard for the touchdown.

The Aggies continued to dominate the Irish in the fourth quarter, shutting out Brown, keeping Andrysiak to only two completions and holding Notre Dame to only 76 yards in the second half. Kip Corrington stopped Andrysiak on fourth and nine on the Aggie 28-yard line early in the quarter, ending any hopes of an Irish comeback. The Aggies ran at the Irish for 59 yards, setting up a Scott Slater 25-yard field goal with 8:32 on the clock.

Corrington would haunt Andrysiak again, this time with an interception of another pass intended for Heck on the Irish 30-yard line. Texas A&M wasted no time converting the turnover into the final score of the game as Richardson ran eight yards for his second touchdown.

Final Statistics					
Score by Quarters	1	2	3	4	Score
Notre Dame	7	3	0	0	- 10
Texas A&M	3	15	7	10	- 35
First Quarter					
11:25 ND Brown 17 pass from Andrysiak (Gradel kick), 7-59 3:28					
0:00 A&M Slater 26 yd field goal, 7-30 3:09					
Second Quarter					
10:52 ND Gradel 36 yd field goal, 9-51 4:03					
1:42 A&M Thompson 24 yd pass from Lewis (Slater kick), 6-80 2:24					
0:26 A&M Horton 2 yd run (Hartley run), 4-21 1:02					
Third Quarter					
3:35 A&M Richardson 1 yd run (Slater kick), 5-23 1:43					
Fourth Quarter					
8:32 A&M Slater 25 yd field goal, 9-59 4:17					
5:10 A&M Richardson 8 yd run (Slater kick), 5-30 2:43					
	ND	A&M			
First Downs	16	24			
By Rushing	5	17			
By Passing	10	5			
By Penalty	2	2			
Rushing Attempts	36	59			
Yards Rushing	92	298			
Yards Lost Rushing	18	4			
Net Yards Rushing	74	294			
Net Yards Passing	203	116			
Passes Attempted	28	17			
Passes Completed	15	8			
Had Intercepted	2	0			
Total Offensive Plays	64	76			
Total Net Yards	277	410			
Average Per Play	4.3	5.4			
Fumbles: No.-Lost	2-2	1-1			
Penalties: No.-Yds.	6-64	6-55			
Interceptions: No.-Yds.	0-0	2-0			
Punts: No.-Yds.	5-157	4-169			
Average Per Punt	31.4	42.2			
Punt Returns: No.-Yds.	1-4	2-9			
Kickoff Returns: No.-Yds.	8-15	12-33			
RUSHING: Texas A&M-Richardson 13-96, Woodside 17-73, Gurley 15-60, Lewis 7-52, Horton 5-13, Pavlas 1-0, Costar 1-0. Notre Dame-Johnson 8-20, Andrysiak 11-15, Green 5-14, Banks 5-9, Graham 2-9, Brooks 3-7, Rice 1-3, Watters 1-(-3).					
PASSING: Texas A&M-Pavlas 5-7-0-77, Richardson 2-9-0-15, Lewis 1-1-0-24. Notre Dame-Andrysiak 15-25-1-203, Rice 0-3-1-0.					
RECEIVING: Texas A&M-Woodside 2-22, Oliver 1-33, Thompson 1-24, Harris 1-19, Morgan 1-16, Lewis 1-6, Waddle 1-(-4). Notre Dame-Brown 6-105, Heck 3-28, Ward 2-37, Green 1-24, Watters 1-10, Jefferson 1-7, Banks 1-(-8).					

MEDIA INFO

GAME NOTES

THE FIGHTING IRISH

COACHES & STAFF

2010 SEASON REVIEW

BOWL HISTORY

THIS IS NOTRE DAME



FIESTA BOWL: JAN. 2, 1989**Notre Dame Dismantles West Virginia, 34-21**

The win gave Notre Dame a 12-0 record for the 1988 season and the national championship.

TEMPE -- Combining a knock-'em-in-the-dirt style of defense with a timely passing game set up by the pounding Irish running attack, Notre Dame did it all in putting the finishing touches on its first national championship since 1977.

The Irish got on the scoreboard early, made life miserable for West Virginia star quarterback Major Harris and methodically dismantled the only other unbeaten team left in the country. The result in this Fiesta Bowl battle of perfect records - the 13th in bowl history - left Notre Dame with a 34-21 victory that actually was more convincing than the score indicated.

Michael Stonebreaker and Jeff Alm bashed Harris' left shoulder into the Sun Devil Stadium turf on the third play of the game and West Virginia's quarterback was never the same.

With Harris' effectiveness - and, thus, West Virginia's - reduced almost from the start, it was Irish quarterback Tony Rice who played like a Heisman Trophy contender. Shrugging off the nagging doubts about his passing ability, Rice first went about establishing Notre Dame's relentless ground game by calling for rushes on 16 of Notre Dame's first 17 plays.

Every time West Virginia was poised to stop the Irish option, Rice took advantage of single coverage in the secondary to throw for big yardage. He attempted only 11 passes, completing seven, but averaged more than 30 yards per completion on his way to the offensive MVP award.

"This is a great football team because nobody proved otherwise," said Holtz.

It took Notre Dame hardly any time at all to prove that to the 74,911 fans in attendance. Sending West Virginia's offense to the sideline after three downs, Rice scampered 31 yards around left end on third and seven. That set up a 45-yard Billy Hackett field goal just 4:35 into the game.

Three more plays netted only six yards, and Notre Dame took over again at their 39. Rice connected with Derek Brown for 23 yards but otherwise stayed on the ground all the way to first and goal from the three. West Virginia put up a fight at that point, but Anthony Johnson finally carried for the last yard on fourth down.

West Virginia went two more possessions without gaining first down yardage and the Irish capitalized again. On third and 11 at his own 48, Rice again found Brown wide open over the middle and Notre Dame's rookie tight end sprinted to the five. Rodney Culver scored on the next play to make it 16-0, 5:19 into the second quarter.

The Mountaineers finally found the scoreboard on a 29-yard Charlie Baumann field goal, but two of the three first downs on the 52-yard drive came via Irish penalties. And the Irish came right back with an answer. Rice hit Johnson for 19 yards, then zipped one to Raghieb Ismail for 29 yards and six points for a commanding 23-3 advantage. Only a 36-yard pass play with four seconds left from Harris to Reggie Rembert put West Virginia in position for a 31-yard field goal to close the half.

Notre Dame got those three points right back after Pat Terrell intercepted Harris on West Virginia's initial third-period offensive thrust. This time, it was Reggie Ho connecting from 32 yards after Rice's 35-yarder to Mark Green had picked up the largest chunk of ground.

Next came the only opportunity the Mountaineers had to get back in the game. After Harris had led his team 74 yards for a touchdown to make it 26-13, Willie Edwards intercepted a Rice pass to give West Virginia the ball back at the Irish 26. Notre Dame's defense proved equal to the challenge.

On first down, Flash Gordon hemmed in Harris on the option for a loss of two.

On second down, Stan Smagala made a spectacular deflection in the end zone of a Harris pass.

On third down, Frank Stams - who earned defensive MVP honors - and Arnold Ale stormed Harris for a loss of 12, knocking West Virginia completely out of field goal range. The Mountaineers had to punt, and Notre Dame promptly drove for another touchdown.

Offensive Most Valuable Player

Tony Rice, Quarterback

Defensive Most Valuable Player

Frank Stams, Defensive End

Final Statistics

Score by Quarters	1	2	3	4	Score
Notre Dame	9	14	3	8	- 34
West Virginia	0	6	7	8	- 21

First Quarter

10:25 ND Hackett 45 yd field goal, 7-37 3:00
4:34 ND Johnson 1 yd run (run failed), 10-61 4:20

Second Quarter

9:41 ND Culver 5 yd run (Ho kick), 11-84 5:07
6:18 WVU Baumann 29 yd field goal, 11-52 3:22
1:48 ND Ismail 29 yd pass from Rice (Ho kick), 8-63 4:30
0:00 WVU Baumann 31 yd field goal, 9-69 1:48

Third Quarter

5:34 ND Ho 32 yd field goal, 7-50 3:55
3:32 WVU Bell 17 yd pass from Harris (Baumann kick), 7-74 2:02

Fourth Quarter

13:05 ND Jacobs 3 yd pass from Rice (Rice run), 7-80 3:07
1:14 WVU Rember 3 yd run (Rembert run), 11-59 2:57

	ND	WVU
First Downs	19	19
By Rushing	13	4
By Passing	6	10
By Penalty	0	5
Rushing Attempts	59	37
Yards Rushing	245	141
Yards Lost Rushing	3	33
Net Yards Rushing	242	108
Net Yards Passing	213	174
Passes Attempted	11	30
Passes Completed	7	14
Had Intercepted	1	1
Total Offensive Plays	70	67
Total Net Yards	455	282
Average Per Play	6.5	4.2
Fumbles: No.-Lost	2-0	0-0
Penalties: No.-Yds.	11-102	3-38
Interceptions: No.-Yds.	1-0	1-14
Punts: No.-Yds.	4-157	7-318
Average Per Punt	36.8	45.1
Punt Returns: No.-Yds.	3-28	2-35
Kickoff Returns: No.-Yds.	2-3	6-107

RUSHING: West Virginia-Harris 13-42, Brown 11-49, Taylor 6-12, Johnson 1-5, Tyler 2-21, Napoleon 3-9, Rembert 1-3. Notre Dame-Johnson 5-20, Brooks 11-36, Rice 13-75, Green 13-62, Banks 5-12, Watters 3-6, Culver 4-20, Eilers 1-2, Belles 3-10, Mihalko 1-2.

PASSING: West Virginia-Harris 13-26-1-166, Jones 1-4-0-8. Notre Dame-Rice 7-11-1-213.

RECEIVING: West Virginia-Winn 3-31, Taylor 3-34, Bell 4-44, Rembert 2-40, Brown 1-17, Tyler 1-8. Notre Dame: Brown 2-70, Johnson 1-19, Ismail 1-29, Green 1-35, Jacobs 1-3, Watters 1-57.

ORANGE BOWL: JAN. 1, 1990

Notre Dame Cuts Down No. 1 Colorado, 21-6

The Irish improve to 12-1 and deny the Buffaloes a perfect season and national championship.

MIAMI -- Notre Dame made use of its standard weapons — a bend-but-don't break defense, a rugged running game plus a timely pass completion or two. Those items, plus some uncharacteristic miscues by top-ranked Colorado enabled the Irish to dash the national title hopes of the Buffs with their 21-6 Orange Bowl victory.

The Notre Dame triumph over unbeaten Colorado helped the Irish make amends for their loss to Miami that ended the regular season and marked the only blemish on the record for the last two seasons. It also lent credence to the pregame speculation that the Irish experience in big games would pay dividends.

That certainly appeared to be the case in the first half when the Buffs — who came in averaging 34 points and 473 yards per game — squandered three golden scoring opportunities. Colorado rolled up and down the field the initial two periods, but putting the ball in the end zone was another matter.

First, the Buffs drove to the Irish 35 on their second possession. From there, Eric Bieniemy darted into the clear at the Notre Dame 25, only to fumble as he changed hands with the football. Pat Terrell recovered for Notre Dame at the Irish 19.

On their next possession, the Buffs moved from their own 18 to the Notre Dame five. On fourth and three from there, kicker Ken Culbertson oddly pulled a chip-shot, 23-yard field-goal attempt to the left.

Finally, Colorado ran the ball to a first and goal at the Irish one—only to have Notre Dame pull off what Lou Holtz tabbed as the most impressive goal line stand he'd seen in a bowl game. On fourth down, the Buffs gambled with a fake field-goal attempt, but holder Jeff Campbell had no one to throw to and Troy Ridgley and Stan Smagala smothered him at the one.

Notre Dame's lone scoring chance in the first 30 minutes ended when Colorado blocked a Billy Hackett field goal try as the first half ended in a rather bizarre 0-0 tie. As it turned out, all the momentum shifted to the Notre Dame side of the ledger from that point on.

The Irish took the second half kickoff and required just over three minutes to score. A 27-yard pass from Tony Rice to Tony Smith and a 27-yard run by fullback Anthony Johnson — who played impressively in finishing with 89 rushing yards — set the stage for Johnson's two-yard scoring run that made it 7-0.

Notre Dame immediately got the ball back when Ned Bolcar tipped a third down Darian Hagan pass into the air and intercepted at the Buff 46. Twenty-five yards in penalties for clipping and holding calls almost sabotaged the Irish. But Rice threw to Johnson for 13 yards on a third down play, then hit Pat Eilers for 18 on first and 32. Finally, Orange Bowl MVP Raghieb Ismail raced 35 yards down the Notre Dame sideline on a reverse for a 14-0 Irish lead. Ismail, who ended up playing tailback most of the night, in part due to an early knee injury to Ricky Watters, finished with 108 yards rushing to lead both teams.

Colorado bounced back on the final play of the third period, accounting for the longest rush against the Irish all season on a 39-yard Hagan keeper that made it 14-6 when Culbertson's PAT hit the upright. When the Buffs were forced to punt the ball away to Notre Dame at the 10:27 mark, they had no idea they'd nearly never get it back.

Notre Dame promptly embarked on a stereotypical Irish march — 17 runs, none longer than 11 yards, no passes — that knocked 8:55 off the clock. When Johnson negotiated the final seven yards for a clinching touchdown that made it 21-6 with only 1:32 remaining, the Buffs were finished.

For the Irish, the triumph finished off a long season that began way back in August in the Kickoff Classic and featured Holtz's squad atop the polls throughout the regular season. Then, the one week the Irish weren't number one after their defeat at the hands of the Hurricanes, they bounced back to beat the number-one team.

They did it by playing mistake-free football — no turnovers for the Irish compared to a lost fumble and pair of interceptions thrown by Hagan.

"Coming away from the first half without any points after controlling the game for a while was too much to overcome," said Colorado coach Bill McCartney. "Anytime you're playing a team like Notre Dame, you've got to capitalize on your chances. We didn't. I didn't think anybody could keep us out of the end zone like they did on the goal line, but they did."

Most Valuable Player

Raghieb Ismail, Flanker

Final Statistics					
Score by Quarters	1	2	3	4	Score
Notre Dame	0	0	14	7	- 21
Colorado	0	0	6	0	- 6
Third Quarter					
11:48	ND	Johnson 4 yd run (Henrich kick), 7-69 3:12			
7:19	ND	Ismail 35 yd run (Henrich kick), 7-46 3:27			
0:01	CU	Hagan 39 yd run (Culbertson kick failed), 4-53 1:42			
Fourth Quarter					
1:32	ND	Johnson 4 yd run (Henrich kick), 17-82 8:55			
		ND	CU		
First Downs		18	16		
By Rushing		14	12		
By Passing		4	4		
By Penalty		0	0		
Rushing Attempts		52	46		
Yards Rushing		295	239		
Yards Lost Rushing		16	22		
Net Yards Rushing		279	217		
Net Yards Passing		99	65		
Passes Attempted		9	13		
Passes Completed		5	4		
Had Intercepted		0	2		
Total Offensive Plays		61	59		
Total Net Yards		378	282		
Average Gain Per Play		6.2	4.8		
Fumbles: No.-Lost		0-0	1-1		
Penalties: No.-Yds.		3-35	1-5		
Interceptions: No.-Yds.		2-0	0-0		
Punts: No.-Yds.		5-204	3-118		
Average Per Punt		40.1	39.3		
Punt Returns: No.-Yds.		0-0	3-36		
Kickoff Returns: No.-Yds.		2-24	3-43		
RUSHING: Colorado-Hagan 19-106; Bieniemy 11-66; Flannigan 12-45; Kissick 2-6; Campbell 2-(-6). Notre Dame-Ismail 16-108; Johnson 15-89; Rice 14-50; Culver 5-29; Watters 2-3.					
PASSING: Colorado-Hagan 4-13-2-65. Notre Dame-Rice 5-9-0-99.					
RECEIVING: Colorado-Kissick 2-33; Pritchard 1-16; Perak 1-16. Notre Dame: Eilers 2-47; Smith 1-27; Johnson 1-13; Brown 1-12.					

MEDIA INFO

GAME NOTES

THE FIGHTING IRISH

COACHES & STAFF

2010 SEASON REVIEW

BOWL HISTORY

THIS IS NOTRE DAME



ORANGE BOWL: JAN. 1, 1991**Notre Dame Nearly Bests Top-Ranked Colorado For Second Straight Orange Bowl**

Buffaloes secure 10-9 victory following Raghieb Ismail's punt return for touchdown was called back due to a clipping penalty.

MIAMI -- Turnovers, mistakes and missed opportunities — they all played major roles for Notre Dame as the fifth-ranked Fighting Irish self-destructed on offense in their Orange Bowl rematch with top-ranked Colorado.

This time, it was the Buffs who survived one last amazing attempt by Raghieb Ismail and claimed the national championship on a 10-9 victory.

The game produced some strange twists, notably the starring role played by reserve Colorado quarterback Charles Johnson. He came off the bench after Darian Hagan injured a knee late in the first half and looked impressive in completing five of six passes after intermission.

Meanwhile, the Irish offense — coldly proficient most of the season — struggled to five turnovers, including three within four plays in the second half. The Notre Dame defense, which had its share of struggles in 1990, played maybe as well as it had all year against a potent Buffalo attack.

But it was a play that didn't even count that had everyone talking once this one was over.

With Colorado nursing its one-point lead and pushing toward field goal range in the waning moments, Notre Dame's defense came to the fore. From a first-and-10 situation at the Irish 27 for the Buffs, Notre Dame produced three straight lost-yardage plays, the last two sacks of Johnson for a combined 19 yards in losses, pushing Colorado back to its own 47 with 43 seconds to go — and brought punter Tom Rouen onto the field. In turn, Ismail wandered back toward the goal line for the Irish.

Electing not to boot the ball out of bounds, Rouen boomed a 44-yarder that Ismail fielded at his own nine. Rocket weaved his way through all kinds of traffic and eventually broke free down the right sideline for what appeared to be a spectacular 91-yard return. But a flag had been thrown against Greg Davis for a clip as Ismail was breaking to the outside. The Irish began instead at their own 22 and couldn't advance beyond their own 38 before time ran out.

The frustrating finish typified what proved to be an unusually inefficient evening for Notre Dame's offense. The Irish endured just about everything — a blocked PAT, a 50-yard field goal that banged off the upright, three interceptions and a pair of lost fumbles. Still, Ismail's last gasp return might very well have turned out to be the gamewinner.

Colorado wasted little time throwing its best shots at the Irish, sending speedy Mike Pritchard on a reverse for 15 yards on the game's first play. But when Rouen mishandled the punt snap on fourth down, Notre Dame began at the Colorado 48. That's when the Irish should have known they might be in for a long evening, as a pressured Rick Mirer saw his first-down pass for Ismail picked off and returned to near midfield.

Notre Dame's next possession took up 14 plays — but moved only as far as the Buff 35 following two straight incompletions. A Jim Sexton punt panned Colorado at its three, and enabled Notre Dame to take over on the Big Eight champion's 35. This time, two more incompletions prompted a Henrich field goal attempt from 50 yards that clanged off the right upright.

Colorado broke the scoring drought early in the second period, taking the ball from its own 32 to the Irish five. Notre Dame held off the Buffs from a first-and-goal situation at the seven and forced a Jim Harper field goal that made it 3-0.

The Irish responded by throwing a 62-yard march of their own at Colorado. Mirer threw twice to Ismail for 21 total yards and later to Irv Smith for nine yards on third down. Ricky Watters negotiated the last two yards for the touchdown, but Colorado blocked Henrich's extra-point attempt. Notre Dame's lone other first-half attempt ended in a 48-yard field-goal try by Henrich that misfired.

Notre Dame took the second half kickoff and drove methodically from its own 28, getting 26 yards on a first-play throw to Derek Brown and 19 more on a Watters run. But, after first and goal at the Colorado four saw the Irish manage two runs for lost yardage and an incompleteness, Henrich converted the field goal from 24 yards to make it 9-3.

Next for the Irish came their offensive undoing, as lost fumbles by Watters and Tony Brooks were followed by an interception of a Mirer throw. In between came Colorado's only other points — a one-yard Eric Bieniemy run capping a 40-yard drive, plus the eventual game-winning PAT — and it could have been worse. Notre Dame's defense thwarted one possession with a pair of minus-yardage plays and ended another when George Williams blocked a 36-yard field-goal attempt early in the final period.

The Irish couldn't convert after Willie Clark recovered a Bieniemy fumble near midfield at the halfway mark of the fourth quarter. That set up Ismail's ill-fated punt return that left fans of both teams gasping.

Defensive Most Valuable Player

Chris Zorich, Nose Tackle

Final Statistics

Score by Quarters	1	2	3	4	Score
Notre Dame	0	6	3	0	- 9
Colorado	0	3	7	0	- 10

Second Quarter

12:04 CU Harper 22 yd field goal, 11-63 4:24

7:32 ND Watters 2 yd run (Henrich kick blocked), 9-62 4:32

Third Quarter

10:10 ND Henrich 24 yd field goal, 10-66 4:50

4:26 CU Bieniemy 1 yd run (Harper kick), 8-40 3:58

	CU	ND
First Downs	19	18
By Rushing	13	8
By Passing	6	9
By Penalty	0	1
Rushing Attempts	54	35
Yards Rushing	235	141
Yards Lost Rushing	49	18
Net Yards Rushing	186	123
Net Yards Passing	109	141
Passes Attempted	19	31
Passes Completed	9	13
Had Intercepted	0	3
Total Offensive Plays	73	66
Total Net Yards	295	264
Average Gain Per Play	4.0	4.0
Fumbles: No.-Lost	2-1	2-2
Penalties: No.-Yds.	6-50	3-45
Interceptions: No.-Yds.	3-50	0-0
Punts: No.-Yds.	7-283	3-153
Average Per Punt	40.4	51.0
Punt Returns: No.-Yds.	0-0	4-68
Kickoff Returns: No.-Yds.	3-49	3-53

RUSHING: Colorado-Bieniemy 26-86, Hemingway 14-76, Hagan 7-36, Pritchard 2-24, Johnson 4(-25), Rouen 1(-11). Notre Dame-Brooks 9-46, Watters 9-44, Bettis 3-27, Culver 5-9, Ismail 3(-1), Mirer 6(-2).

PASSING: Colorado-Hagan 12-4-0-29, Johnson 6-5-0-80, Bieniemy 1-0-0-0. Notre Dame-Mirer 31-13-3-141.

RECEIVING: Colorado-Pritchard 3-45, Brown 2-23, Hemingway 2-13, Bieniemy 1-19, Boman 1-9. Notre Dame: Ismail 6-57, Brown 4-50, Jarrell 1-11, Smith 1-9, Davis 1-8.

SUGAR BOWL: JAN. 1, 1992

Notre Dame Rumbles Past Florida, 39-28

Jerome Bettis rushes for 150 yards and three second-half touchdowns to lead the Irish past the favored Gators.

NEW ORLEANS -- The old maxim that he who laughs last, laughs best, accounts for the roar emanating from the Irish locker room after a stunning 39-28 Sugar Bowl upset of third-ranked Florida.

After surviving two weeks as the collective butt of jokes — including “What’s the difference between Cheerios and Notre Dame? Cheerios belong in a bowl” gag overheard from an anonymous French Quarter waiter — the 18th-ranked Irish responded on game day with a convincing second half rejoinder that silenced the snapping jaws of the heavily favored Gators and the heavily partisan Superdome crowd of 76,447.

Down 16-7 at the half, and outgained 288-142 in total yardage to that point, Notre Dame unleashed a power running game behind a dominating offensive line, a strategy that resulted in 32 second half points including three Jerome Bettis touchdowns late in the contest. Meanwhile, Gator quarterback Shane Matthews and the potent Florida offense jabbed away at the young Notre Dame defense but never landed the necessary knockout punch, instead settling for a record five field goals by Arden Czyzewski on five trips inside the Irish 20.

The criticisms of that makeshift defensive lineup appeared to be well founded after the game’s first series, as Matthews shredded the young secondary for 60 passing yards en route to an 11-play, 85-yard touchdown drive that took over four minutes. That set the tone for much of the first half, although three long Gator drives netted only nine total points.

The Irish, meanwhile, managed just one first down in the first quarter and were down 13-0 before Rick Mirer ignited the offense with three straight completions. The last was a 40-yard strike to Lake Dawson midway through the second quarter, pulling the Irish to within six points at 13-7. Czyzewski’s third field goal of the half, with just 20 second remaining, accounted for the nine-point halftime margin.

The halftime stats harbored little foresight on what would take place on the Superdome turf in the ensuing 30 minutes. Notre Dame entered the game as the nation’s sixth-best rushing team, averaging nearly 270 yards per game, but had totaled just 34 ground yards. Meanwhile, Matthews looked every bit the 3,000 yard passer he was, throwing for 202 first

half yards and helping the Gators control the ball for nearly 20 minutes.

Any thought that the Irish would be forced into debuting “Air Holtz” in the second half was quickly buried. Like a prizefighter tiring out an opponent with body punches, Holtz called for an incredible 11 straight running plays into the heart of the renowned Florida line, with the work of Bettis, Rodney Culver and Tony Brooks finally resulting in the first-ever collegiate field goal by Kevin Pendergast.

After the Irish defense held, the burly backfield returned to their ground-eating ways. Bettis and Culver chewed up 41 yards on three carries midway through the drive, and Mirer and Tony Smith saved a third-and-17 with another of their seven hookups. Mirer hit 6-5 Irv Smith for the go-ahead touchdown near the end of the third quarter.

Florida retook the lead 22-17 on successive field goals, though failing to get the TD after Darren Mickell forced a Rick Mirer fumble at the Irish 12. The rest of the final quarter would belong Bettis, the eventual Sugar Bowl MVP. He capped a 14-play drive by crashing in behind Gene McGuire for a three-yard score, with the two-point conversion giving the Irish a 25-22 advantage. After the Gators failed on fourth-and-10 at midfield with under four minutes to go, Bettis took the first handoff and rumbled through a gaping right-side hole for 49 yards and a 32-22 lead.

But no lead is safe when Matthews’ arm is involved, and with well over three minutes still to work with, he eventually hit Harrison Houston with a 36-yard TD strike. But the two-point conversion pass failed, as the Irish led 32-28.

Bettis and the Irish line wasted little time sealing the outcome. After Culver covered an onside kick attempt, the 246-pound Bettis broke loose again on a third down, rolling to his third score from 39 yards out. Those were the last of 245 second half rushing yards by the Irish, with Bettis accounting for 127 and Rodney Culver and Tony Brooks also prime contributors. Though Matthews finished 28-of-58 with 370 passing yards, he had just 11 second half completions against a tightening Holtz-inspired defense. In fact, the Gators went without a touchdown for over 53 minutes between the opening score and Houston’s grab in the waning moments.

Miller-Digby Award - Most Valuable Player

Jerome Bettis, Fullback

Final Statistics					
Score by Quarters	1	2	3	4	Score
Notre Dame	0	7	10	22	- 39
Florida	10	6	0	12	- 28

First Quarter	
10:40 UF	Jackson 15 pass from Matthews (Czyzewski kick), 11-85 4:20
3:36 UF	Czyzewski 26 yd field goal, 15-71 5:02

Second Quarter	
10:29 UF	Czyzewski 24 yd field goal, 14-75 5:21
8:01 ND	Dawson 40 pass from Mirer (Hentrich kick), 5-64 2:28
0:20 UF	Czyzewski 36 yd field goal, 10-51 2:23

Third Quarter	
10:03 ND	Pendergast 23 yd field goal, 12-64 4:57
2:12 ND	Smith 4 yd pass from Mirer (Pendergast kick), 14-80 4:53

Fourth Quarter	
13:42 UF	Czyzewski 37 yd field goal, 10-50 3:30
11:21 UF	Czyzewski 24 yd field goal, 4-4 0:57
4:48 ND	Bettis 3 yd run (Brooks pass from Mirer), 14-64 6:33
3:32 ND	Bettis 49 yd run (Pendergast kick), 1-49 0:09
2:28 UF	Houston 36 yd pass from Matthews (Matthews pass incomplete), 5-64 1:04
2:04 ND	Bettis 39 yd run (Pendergast kick), 3-44 0:24

	ND	UF
First Downs	23	29
By Rushing	18	13
By Passing	4	16
By Penalty	1	0
Rushing Attempts	49	33
Yards Rushing	324	162
Yards Lost Rushing	45	21
Net Yards Rushing	279	141
Net Yards Passing	154	370
Passes Attempted	19	58
Passes Completed	14	28
Had Intercepted	1	2
Total Offensive Plays	68	91
Total Net Yards	433	511
Avg. Gain Per Play	6.4	5.6
Fumbles: No.-Lost	4-3	0-0
Penalties: No.-Yds.	3-15	4-40
Interceptions: No.-Yds.	2-31	1-4
Punts: No.-Yds.	2-68	2-105
Avg. Per Punt	34.0	52.5
Punt Returns: No.-Yds.	0-0	0-0
Kickoff Returns: No.-Yds.	7-188	6-90

RUSHING: Florida-Rhett 15-63, McClendon 7-34, Matthews 7-27, McNabb 4-17. Notre Dame-Bettis 16-150, Culver 13-93, Brooks 13-68, Failla 1(-2), Mirer 6(-30).

PASSING: Florida-Matthews 28-58-2-370. Notre Dame-Mirer 14-19-1-154.

RECEIVING: Florida-Jackson 8-148, Houston 3-52, Sullivan 4-47, Hill 3-41, Rhett 4-38, McClendon 3-19, Everett 2-18, McNabb 1-7. Notre Dame: Smith 7-75, Dawson 2-49, Brown 1-11, Culver 1-6, Bettis 1-5, Smith 1-4, Pollard 1-4.

MEDIA INFO

GAME NOTES

THE FIGHTING IRISH

COACHES & STAFF

2010 SEASON REVIEW

BOWL HISTORY

THIS IS NOTRE DAME



COTTON BOWL: JAN. 1, 1993**Notre Dame Takes Down Texas A&M, 28-3**

The Irish improve to 10-1-1 and deny the Aggies a perfect season and possible national championship.

DALLAS -- Both Texas A&M and Notre Dame were known for their running games entering the 1993 Cotton Bowl Classic. The Aggies had built up a 12-0 record behind the running of Rodney Thomas and Greg Hill while the Irish checked in with a 9-1-1 mark on the strength of Lou Holtz's "Thunder and Lightning", Jerome Bettis and Reggie Brooks.

In the Cotton Bowl on New Year's Day, only one great running game showed itself.

Notre Dame rushed for 290 net yards while A&M accounted for just 78 as the Irish dominated all facets of the game in a 28-3 win over the Aggies.

Brooks finished with 115 yards on 22 carries and Bettis added 75 yards on 20 rushes. Quarterback Rick Mirer even got into the act with 55 yards on 13 attempts.

But, in the first half, Notre Dame certainly didn't appear to be on the way to a blowout. On its first possession, the Irish drove to the Aggie 18 before Mirer's pitch to Brooks ended up on the ground and Kefa Chatham recovered for Texas A&M. After that drive, Notre Dame was forced to punt on its next four possessions, moving no more than 20 yards each time it had the ball.

At the same time, the Aggies were having very little luck moving the ball. Texas A&M did move into field goal range midway through the second quarter but Terry Venetoulis' 46-yard attempt was short and the game remained scoreless.

After the teams again exchanged punts, Notre Dame received the spark it needed to take control. With just 36 seconds left in the half, Mirer threw to Lake Dawson on a middle screen and Dawson strolled 40 yards to give the Irish a 7-0 halftime lead.

In the second half, Notre Dame's rushing game came to the forefront and buried the Aggies. After throwing 15 passes in the first half, the Irish put the ball in the air only three times in the second half. Notre Dame controlled the ball and the clock by using the ground game. At one period in the second half, the Irish ran the ball on 34 consecutive plays — successfully.

On its first possession of the half, Notre Dame ate up 5:06 of clock with an 65-yard, 10-play drive that resulted in a Mirer-to-Bettis touchdown toss of 26 yards. Possession number two was much of the same for the Irish, moving 87 yards in 10 plays before Brooks fumbled at the Texas A&M four.

Again the Notre Dame defense rose to the occasion. On the Aggies' second play after the turnover, Brian Hamilton stripped Texas A&M quarterback Corey Pullig and Demetrius DuBose recovered at the Aggie 11. Two plays later, Bettis scored from one yard out to give the Irish a 21-0 lead.

After A&M scored on a 41-yard field goal by Venetoulis, Notre Dame again kept the ball on the ground and moved 82 yards in 16 plays in 9:24 with Bettis adding the final score — his third touchdown — to set the final, 28-3.

Mirer was named the game's most outstanding offensive player, completing eight-for-16 passes for 119 yards and two touchdowns. Devon McDonald was the game's outstanding defensive player with 10 tackles, including four for losses and one sack.

Defensive Most Valuable Player

Devon McDonald, Defensive End

Offensive Most Valuable Player

Rick Mirer, Quarterback

Final Statistics

Score by Quarters	1	2	3	4	Score
Notre Dame	0	7	14	7	28
Texas A&M	0	0	0	3	3

Second Quarter

0:36 ND Dawson 40 yd pass from Mirer (Hentrich kick), 6-64, 0:56

Third Quarter

7:17 ND Bettis 26 yd pass from Mirer (Hentrich kick), 10-65, 5:06

0:33 ND Bettis 1 yd run (Hentrich kick), 2-11, 0:08

Fourth Quarter

14:27 A&M Venetoulis 41 yd field goal, 6-38 1:06

5:03 ND Bettis 4 yd run (Hentrich kick), 16-82, 9:28

	ND	A&M
First Downs	19	19
By Rushing	13	4
By Passing	6	10
By Penalty	0	5
Rushing Attempts	59	37
Yards Rushing	245	141
Yards Lost Rushing	3	33
Net Yards Rushing	242	108
Net Yards Passing	213	174
Passes Attempted	11	30
Passes Completed	7	14
Had Intercepted	1	1
Total Offensive Plays	70	67
Total Net Yards	455	282
Average Gain Per Play	6.5	4.2
Fumbles: No.-Lost	2-0	0-0
Penalties: No.-Yds.	11-102	3-38
Interceptions: No.-Yds.	1-0	1-14
Punts: No.-Yds.	4-147	7-318
Average Per Punt	36.8	45.1
Punt Returns: No.-Yds.	3-28	2-35
Kickoff Returns: No.-Yds.	2-3	6-107

RUSHING: Texas A&M—Thomas 20-50, Mitchell 1-12, Pullig 9-11, Carter 3-5. Notre Dame—Brooks 22-115, Bettis 20-75, Mirer 13-55, Becton 5-26, Burris 2-8, Davis 1-8, Zellars 1-3.

PASSING: Texas A&M—Pullig 7-18-0-87. Notre Dame—Mirer 8-16-0-119, Failla 1-1-0-30, Bettis 0-1-0-0.

RECEIVING: Texas A&M—Harrison 3-59, Schorp 2-14, Mitchell 1-12, Groce 1-2. Notre Dame: Smith 3-38, Dawson 2-46, Miller 1-30, Bettis 1-26, Brooks 1-5, Griggs 1-4.

COTTON BOWL: JAN. 1, 1994

Notre Dame Bests Texas A&M For the Second Straight Cotton Bowl, 24-21

Lee Becton carried the Irish past the Aggies with 138 yards rushing — his seventh straight 100-yard rushing game.

DALLAS -- Defenses dominated late in the Cotton Bowl as the Irish shut down Texas A&M's comeback in the fourth quarter for an edgy 24-21 win in Dallas. Tailback Lee Becton led all runners with 138 of Notre Dame's 206 yards rushing, marking his seventh consecutive 100-plus yardage game.

Texas A&M countered the Irish ground attack with an aerial display headed by quarterback Corey Pullig. Pullig hit the airways 31 times, completing 17 for 238 yards to balance out what Notre Dame had done on the ground. Both teams scored touchdowns on their first possessions of the game. Notre Dame drove 91 yards and capped off the drive with quarterback Kevin McDougal's electrifying 19-yard keeper around the right end. The Aggies reloaded and struck back with a drive that resulted in Greg Hill's eight-yard touchdown sweep around the right side.

For the next few series both teams would battle back and fourth, getting few results. The defenses denied each other time and time again. For the Aggies, it was time for the air raid as they mounted a 77-yard, 14-play drive that chewed up 7:02 off the clock. During the drive, the Aggies passed five times, completing four. Faced with a fourth and one, R.C. Slocum and his troops elected to go for the first down at the Irish 15. Pullig, using a beautiful play-action fake, found a wide open Detron Smith for an Aggie touchdown.

Pullig would end the half with 123 yards passing, completing 50 percent of his passes and leading A&M to a 14-7 halftime lead. Notre Dame's explosive attack was limited to only 123 yards of total offense. To blame for that was an Aggie defense that swarmed anywhere it saw blue and gold.

Notre Dame, after holding Texas A&M to a three-yard series on the opening drive, started the second half in the same fashion in which it began the game — by scoring a touchdown. The engines ignited for the rest of the game as Becton hit on all cylinders. The tailback carried four times for 32 yards before Notre Dame tied the game at 14-14 with Ray Zellars going off tackle for a two-yard score.

Slocum's troops battled right back to remain in the driver's seat. Using only 3:31, the Aggies assembled a 10-play, 80-yard drive with Pullig hitting on three quick attempts, and Rodney Thomas plowing his way in from the one to put the Aggies back on top at 21-14.

Becton would carry three more times for 31 yards, and McDougal would hit a streaking Zellars for another 18 to put the Irish deep into enemy territory. With first and goal from the one, Holtz turned to freshman bulldozer Marc Edwards who plowed his way in to tie the game at 21. With the Irish stopping A&M after six plays, Slocum's team punted the ball away.

Deadlocked in the fourth quarter, Notre Dame found the momentum. After settling for a punt on the first drive of the quarter, Pete Bercich picked off Pullig and took the ball back. Seven plays later, the Irish had to punt again. With under six minutes left, it seemed A&M would have the last chance at victory. Slocum's Aggies started at their own 10-yard line and went backwards. On fourth and 12 the Aggies punted the ball into the hands of Irish return man Mike Miller.

Miller left nothing behind him except Aggies and a blazing trail of smoke. He returned the punt 38 yards before finally being pushed out of bounds to give the Irish the ball on the A&M 22-yard line. Becton picked up eight on the first play, but the Aggie defense stiffened and held the Irish. Placekicker Kevin Pendergast and the Notre Dame field goal unit trotted out to the field, only to head back to the sidelines. The Irish took a timeout with 2:22 left in the game after trying to draw the Aggies offside. Pendergast and company returned to the field and connected on the 31-yard field goal to give the Irish a 24-21 lead.

A&M received the kickoff, and Pullig entered the game to try and muster one last heroic effort. But, on first and 10, Notre Dame's Bobby Taylor picked up a loose fumble and seemed to have thwarted any last Aggie chance of survival. Slocum's boys on defense held Notre Dame to three and out and got the ball back with a minute left to play. Needing a big play, Pullig went to the air one more time and found tight end Greg Schorp for a gain of 32. After unsuccessful second and third down plays, the Aggies had one last chance to win. Pullig dropped back to pass and found Tony Harrison who then tried to lateral the ball back to teammate Leeland McElroy. The ball never made it there, and Irish linebacker Renaldo Wynn smothered the ball.

Notre Dame Offensive Most Valuable Player

Lee Becton, Tailback

Final Statistics					
Score by Quarters	1	2	3	4	Score
Notre Dame	7	0	14	3	- 24
Texas A&M	7	7	7	0	- 21
First Quarter					
8:01 ND McDougal 19 yd run (Pendergast kick), 13-91 6:59					
3:56 A&M Hill 8 yd run (Venetoulas kick), 10-79 4:05					
Second Quarter					
2:56 A&M Smith 15 yd pass from Pullig (Venetoulas kick), 14-77 7:02					
Third Quarter					
10:21 ND Zellars 2 yd run (Pendergast kick), 8-51 3:35					
6:50 A&M Thomas 1 yd run (Venetoulas kick), 10-80 3:31					
3:48 ND Edwards 2 yd run (Pendergast kick), 7-65 3:02					
Fourth Quarter					
2:22 ND Pendergast 31 yd field goal, 4-8 1:38					
	ND	A&M			
First Downs	19	20			
By Rushing	13	11			
By Passing	5	9			
By Penalty	1	0			
Rushing Attempts	51	37			
Yards Rushing	236	147			
Yards Lost Rushing	30	44			
Net Yards Rushing	206	103			
Net Yards Passing	105	238			
Passes Attempted	15	31			
Passes Completed	7	17			
Had Intercepted	0	1			
Total Offensive Plays	66	68			
Total Net Yards	311	341			
Average Gain Per Play	4.7	5.0			
Fumbles: No.-Lost	1-0	4-2			
Penalties: No.-Yds.	5-34	3-15			
Interceptions: No.-Yds.	1-1	0-0			
Punts: No.-Yds.	7-266	4-149			
Average Per Punt	38.0	37.3			
Punt Returns: No.-Yds.	2-35	0-0			
Kickoff Returns: No.-Yds.	3-59	5-117			
Third Down Conversions	5-13	6-14			
RUSHING: Texas A&M-Hill 16-38, Groce 1-2, McElroy 4-45, Thomas 9-33, Pullig 7(-15). Notre Dame-Becton 26-138, McDougal 9-13, Zellars 9-25, Edwards 3-6, Miller 2-20, Burris 1-4, Kinder 1-0.					
PASSING: Texas A&M-Pullig 17-31-1-238. Notre Dame-McDougal 7-15-0-105.					
RECEIVING: Texas A&M-Groce 4-45, Shrop 3-53, Harrison 3-52, Mitchell 2-29, Smith 2-24, McElroy 1-7, Hill 1-7, Thomas 1-21. Notre Dame-Dawson 2-41, Mayes 2-27, Becton 1-3, McBride 1-16, Zellars 1-18.					

MEDIA INFO

GAME NOTES

THE FIGHTING IRISH

COACHES & STAFF

2010 SEASON REVIEW

BOWL HISTORY

THIS IS NOTRE DAME



FIESTA BOWL: JAN. 2, 1995**Colorado Cruises Past Notre Dame, 41-24**

Kordell Stewart threw for 226 yards and a touchdown and also ran for 143 yards on only seven carries.

TEMPE -- If holding the Heisman Trophy winner in check ranked as the only goal, Notre Dame's defensive performance against fourth-rated Colorado in the 1995 Fiesta Bowl might have qualified as impressive.

Unfortunately for the Irish, there proved to be far more to the Buffaloes' potency than running back Rashaan Salaam. Though he did score three touchdowns on runs of five, one and one yards, Notre Dame limited him to 83 net yards on 27 attempts, for a 3.1-yard average with no gain greater than 13 yards.

The same could not be said for quarterback Kordell Stewart. Running the Colorado option attack with precision, Stewart threw for 226 yards and a touchdown and — more impressively — scuttled the Irish defense with 143 rushing yards on only seven carries. He easily earned the game's offensive MVP award and had more to do than anyone else with Colorado scurrying out to a 31-3 lead on its way to an eventual 41-24 victory over Notre Dame.

Stewart's 29-yard run and 37-yard completion to Phil Savoy set up the Buffs' first touchdown. His 35-yard romp set up the second Colorado TD. A 46-yard pass to James Kidd put the Buffs in position for their third first half TD. And a third period, 41-yard option keeper by Stewart made it 34-17 for Colorado just when the Irish were threatening to get back into the football game. Playing its final game for retiring coach Bill McCartney, Colorado scored on five of its first six possessions to do everything it could to put the contest out of reach early.

Salaam's biggest gain of the afternoon came on the game's third play from scrimmage. After that, Stewart took over. His 28-yard pass to Michael Westbrook pushed the Buffs to the Irish 22 and, three plays later, Neil Voskeritchian converted a 33-yard field goal for an early Colorado advantage.

After Notre Dame's first possession ended when Ron Powlus couldn't connect with Derrick Mayes on a fourth-and-eight throw from the Colorado 30, the Buffs continued their rumbling. Stewart's 29-yard excursion came on first down, and three plays later he hooked up with Savoy for 37 yards

to the Irish one. Stewart's one-yard toss to tight end Christian Fauria made it 10-0.

Notre Dame rebounded with a field goal of its own, after Scott Sollmann's kickoff return to the Buff 46 and Powlus' run for 17 set Scott Cengia up for a three-pointer from 29 yards out. But that barely stemmed the Buffalo tide.

Stewart keynoted the next Colorado scoring drive, running 35 yards himself and throwing for 22 more to Westbrook before scoring himself from nine yards out to make it 17-3. Third downs hurt the Irish on Colorado's next possession, as Stewart ran for 16 yards on third and 11 and threw to Savoy for 46 on third and 10. The Buffs' next scoring drive required only 38 yards after an eight-yard Notre Dame punt, with Salaam notching the score on a short run.

Notre Dame's initial touchdown drive came in the final 1:29 of the first half, with Powlus throwing for 36 yards to Lee Becton, 20 more to Mayes and finally seven yards to Mayes for the score — making it 31-10 at the break. Though Colorado ran off only four more plays than Notre Dame in the first two periods, its 332-161 edge in total yards at halftime proved particularly telling.

The Irish attempted to reestablish their running game as the third period began — and they did so, with Becton running for gains of 12 and 18 yards on successive plays and Ray Zellars following with an 11-yard run. But, on fourth and goal from the five, Charles Stafford's throw to Zellars after a faked field goal went awry.

Still, Powlus hooked up with Mayes after a short Colorado punt on a TD throw that comprised a one-play, 40-yard scoring drive to cut the deficit to 31-17.

After a Voskeritchian field goal, the Irish drove from their own 21 to the Colorado 30, only to have the Buffs' Ted Johnson intercept a pass for the only turnover by either team.

A 37-yard Stewart pass to Kidd set up Salaam's final TD. Then the Irish drove 91 yards in 14 plays, converting four times on third down before Powlus threw seven yards to Leon Wallace for the final 41-24 margin.

Final Statistics

Score by Quarters	1	2	3	4	Score
Colorado	10	21	3	7	- 41
Notre Dame	3	7	7	7	- 24

First Quarter

11:58 CU Voskeritchian 33 yd field goal, 8-53 6:59
5:55 CU Fauria 1 yd pass from Stewart (Voskeritchian kick), 5-70 1:27
2:01 ND Cengia 29 yd field goal, 9-34 3:54

Second Quarter

9:21 CU Stewart 9 yd run (Voskeritchian kick), 5-66 1:55
4:07 CU Salaam 1 yd run (Voskeritchian kick), 9-80 2:50
1:35 CU Salaam 1 yd run (Voskeritchian kick), 6-38 1:45
0:05 ND Mayes 7 yd pass from Powlus (Cengia kick), 6-65 1:30

Third Quarter

5:47 ND Mayes 40 yd pass from Powlus (Cengia kick), 1-40 1:08
1:55 CU Voskeritchian 48 yd field goal, 5-45 1:03

Fourth Quarter

9:29 CU Salaam 5 yd run (Voskeritchian kick), 4-56 1:43
2:07 ND Wallace 7 yd pass from Powlus (Schroffner kick), 14-91 7:22

	CU	ND
First Downs	18	22
By Rushing	9	13
By Passing	8	9
By Penalty	1	0
Rushing Attempts	39	45
Yards Rushing	246	149
Yards Lost Rushing	0	27
Net Yards Rushing	246	149
Net Yards Passing	226	259
Passes Attempted	21	35
Passes Completed	12	18
Had Intercepted	0	1
Total Offensive Plays	60	80
Total Net Yards	472	408
Average Gain Per Play	10.8	7.4
Fumbles: No.-Lost	0-0	2-0
Penalties: No.-Yds.	4-35	3-25
Interceptions: No.-Yds.	1-7	0-0
Punts: No.-Yds.	4-144	5-165
Average Per Punt	36.0	33.0
Punt Returns: No.-Yds.	2-12	0-0
Kickoff Returns: No.-Yds.	4-47	7-149
Third Down Conversions	5-11	10-19

RUSHING: Colorado-Salaam 27-83, Stewart 7-143, Troutman 2-20, Detmer 2-2, Henry 1-(-2). Notre Dame-Becton 17-81, Powlus 15-12, Zellars 5-21, Mosley 3-21, Edwards 2-4, Farmer 2-1, Sollmann 1-9.

PASSING: Colorado-Stewart 12-21-0-226. Notre Dame-Powlus 18-34-1-259; Stafford 0-1-0-0.

RECEIVING: Colorado-Westbrook 4-70, Kidd 2-83, Savoy 2-58, Fauria 2-3, Carruth 1-6, Salaam 1-6. Notre Dame: Mayes 4-93, Becton 3-60, Mosley 3-34, Zellars 2-25, Stafford 2-22, McBride 2-21, Wallace 1-7, Farmer 1-(-3).

ORANGE BOWL: JAN. 1, 1996

Florida State Rallies Past Notre Dame Late, 31-26

Irish held a 26-14 lead with just under 10 minutes left, but the Seminoles used a 17-point fourth quarter to seal the victory.

MIAMI -- Notre Dame's 1996 Orange Bowl matchup with eighth-ranked Florida State qualified as a historic occasion, since the Irish and Seminoles comprised the final combatants in Miami's venerable Orange Bowl facility before the game's switch to Joe Robbie Stadium for 1997.

The game itself was not without its challenges for Lou Holtz's sixth-ranked team that was without injured quarterback Ron Powulus and leading rusher Randy Kinder — and found itself facing a Florida State offensive attack averaging 48.4 points and 551.5 yards per game.

Still, backup quarterback Tom Krug, all-star split end Derrick Mayes and their Irish teammates combined to keep the Seminoles on their heels most of the evening until a 17-point fourth-quarter rally wiped out a 12-point Notre Dame lead and gave Florida State a 31-26 win for its 11th consecutive postseason victory.

Krug took a physical pounding but still managed to rush for 45 yards and tie an Irish bowl record with three touch-down passes and an overall 14-of-24 throwing performance. Mayes earned Notre Dame's MVP honor by catching six passes for 96 yards, including TD grabs of 39 and 33 yards.

Those two helped Notre Dame claim a 26-14 edge with less than 12 minutes on the clock before a furious Seminole response, aided by the last two of four scoring throws by Danny Kanell, put Bobby Bowden's club back on top. Andre Cooper claimed the Seminole MVP award thanks to three TD receptions, the last of which put Florida State ahead for good at 29-26 with 6:09 to go.

The Irish had their share of early opportunities, especially after Florida product Autry Denson rambled 48 yards on the first play from scrimmage and Marc Edwards followed that effort with a 28-yard gain of his own on the next play. But, after reaching the six, a sack and a missed field goal sent Notre Dame to the sideline emptyhanded.

A Shawn Wooden interception ended Florida State's first possession at midfield, and five plays later Krug led Mayes perfectly into the end zone for 39 yards and a 7-0 lead. The Seminoles required just more than two minutes to tie it, with Warrick Dunn adding 23 yards on one play and Kanell finding Cooper for 15 yards and the touchdown.

With the Irish going to a spread passing game that at times saw Krug lined up with no one else in the backfield, Notre Dame pounded out a 62-yard answering drive. This

time Scott Cengia's 20-yard field goal attempt fell through after hitting the left upright and the Irish led by three.

Notre Dame's chance to take control fell through the cracks when an illegal block negated a 52-yard score on a punt return by Mayes. With Kanell hitting Cooper a second time in the end zone, this time for 10 yards, the Seminoles claimed a 14-10 halftime advantage.

The third quarter and first part of the fourth were all Notre Dame. The Irish forced the 'Noles to punt the ball away to start the second half, then drove 55 yards to take the lead on Krug's second TD pass to Mayes, this one for 33 yards and a 17-14 score. Meanwhile, Ivory Covington ended another Florida State threat with an interception and Scott Bentley's missed 42-yard field goal maintained that margin at the end of three periods.

On the fourth play of the final quarter Irish punter Hunter Smith kicked the ball 44 yards to the Florida State one. From there on first down, Kanell dropped one step too far into the end zone, with the resulting safety making the margin 19-14. Emmett Mosley returned the free kick 21 yards, Robert Farmer rushed 51 yards down the left side — and Krug's five-yard toss to tight end Pete Chryplewicz made it 26-14 with 11:43 on the clock.

The Seminoles wasted little time getting back into the contest, requiring only five plays and 1:56 to negotiate 73 yards. Kanell passed 24 yards to Wayne Messam, 21 more to E.G. Green, then 11 more to Green to cut the margin to 26-21.

After the Irish couldn't gain a first down, Dee Feaster's 41-yard punt return put the 'Noles in prime position. A key fourth-and-five completion to Green put the ball on the Irish three, and on second down the familiar Kanell-to-Cooper pairing made it 29-26 after the duo also combined on a two-point conversion.

An Irish fumble stopped one late Notre Dame foray, but Florida State misfired on a pass attempt into the end zone on fourth and goal from the three. Notre Dame took over one more time from the three with 2:06 left, but on first down Krug was called for intentional grounding from the end zone. The two points and resulting Seminole possession enabled Florida State to run out the clock.

Offensive Most Valuable Player

Derek Mayes, Split End

Final Statistics					
Score by Quarters	1	2	3	4	Score
Florida State	7	7	0	17	- 31
Notre Dame	10	0	7	9	- 26

First Quarter	
8:27 ND	Mayes 39 yd pass from Krug (Cengia kick), 5-50 1:55
6:08 FSU	Cooper 15 yd pass from Kanell (Bentley kick), 7-81 2:19
0:02 ND	Cengia 20 yd field goal, 14-62 6:06

Second Quarter	
2:30 FSU	Cooper 10 yd pass from Kanell (Bentley kick), 10-59 4:44

Third Quarter	
8:04 ND	Mayes 33 yd pass from Krug (Cengia kick), 10-55 4:58

Fourth Quarter	
13:44 ND	Safety
11:43 ND	Chryplewicz 5 yd pass from Krug (Cengia kick), 5-63 2:01
9:47 FSU	Green 11 yd pass from Kanell (Bentley kick), 5-73 1:56
6:09 FSU	Cooper 3 yd pass from Kanell (Cooper pass from Kanell), 6-30 1:39
2:02 FSU	Safety

	ND	FSU
First Downs	18	22
By Rushing	9	13
By Passing	8	9
By Penalty	1	0
Rushing Attempts	39	45
Yards Rushing	246	149
Yards Lost Rushing	0	27
Net Yards Rushing	246	149
Net Yards Passing	226	259
Passes Attempted	21	35
Passes Completed	12	18
Had Intercepted	0	1
Total Offensive Plays	60	80
Total Net Yards	472	408
Average Gain Per Play	10.8	7.4
Fumbles: No.-Lost	0-0	2-0
Penalties: No.-Yds.	4-35	3-25
Interceptions: No.-Yds.	1-7	0-0
Punts: No.-Yds.	4-144	5-165
Average Per Punt	36.0	33.0
Punt Returns: No.-Yds.	2-12	0-0
Kickoff Returns: No.-Yds.	4-47	7-149
Third Down Conversions	5-11	10-19

RUSHING: Florida State-Dunn 22-151, Preston 6-55, Williams 2-7, Abdullah 2-2, Kanell 5-(-27). Notre Dame-Farmer 7-93, Denson 11-67, Edwards 14-55, Krug 11-45, Thorne 1-4, Sollmann 1-(-8).

PASSING: Florida State-Kanell 20-32-4-290, Dunn 0-1-0-0. Notre Dame-Krug 14-24-3-140, Smith 1-1-0-29, Edwards 0-1-0-0.

RECEIVING: Florida State-Messam 6-103, Green 5-99, Cooper 4-38, Dunn 2-19, Williams 2-17, Abdullallah 1-14. Notre Dame: Mayes 6-96, Chryplewicz 3-18, Edwards 2-25, Stafford 2-14, Mosley 1-13, Farmer 1-3.

MEDIA INFO

GAME NOTES

THE FIGHTING IRISH

COACHES & STAFF

2010 SEASON REVIEW

BOWL HISTORY

THIS IS NOTRE DAME



INDEPENDENCE BOWL: DEC. 28, 1997**LSU Runs Past Notre Dame In Second Half, 27-9**

Rondell Mealey rushed for 222 yards and a pair of fourth quarter touchdowns to lead the Tigers past the Irish.

SHREVEPORT -- The rematch track record alone didn't bode well for the Irish.

In 12 previous bowl games that had been rematches of regular-season contests, the same team had won both games on only four occasions.

It had been tough enough for Notre Dame to venture into Louisiana once, with the Irish coming away with an impressive 24-6 conquest of 11th-rated LSU in Baton Rouge in mid-November.

Now, Bob Davie's crew was assigned to return to that same state, this time to Shreveport, for an Independence Bowl date with those same Tigers of LSU.

And the Irish showed signs early on making it two straight against Gerry DiNardo's team. While holding LSU to less than 100 total yards in the opening half, Notre Dame made good use of Autry Denson's 68 first-half rushing yards and saw 60- and 70-yard marches end up in a pair of Scott Cengia field goals good for a 6-3 halftime lead. In fact, LSU's only first-half points came following the only turnover in the first 30 minutes, a lost fumble by the Irish.

Then came Rondell Mealey. He, more than any other single player, accounted for the eventual 27-9 LSU triumph.

Technically listed as the third-string tailback early in the year behind eventual top Southeastern Conference ground-gainer Kevin Faulk and Cecil Collins, Mealey found his best-ever career opportunity staring him in the face at Independence Stadium with Collins long since lost for the season with a broken leg and Faulk idled since the first period with a sprained left ankle. Enter Mealey, a sophomore from Destrehan, La.

After receiving the second half kickoff, Mealey carried the ball on LSU's first seven plays from scrimmage. Those seven rushes accounted for 40 yards (of the 46 on the drive) and a Wade Richey field goal tied the game at six.

After bottling up the Irish at their own six, the Tigers took the lead for good on their next possession, this time with Mealey carrying four straight times for 27 yards in the middle of the eight-play touchdown excursion.

The Irish didn't manage a third period first down until the final play of the quarter. Nonetheless, a roughing-the-passer penalty against LSU and a 26-yard Ron Powlus rushing gain put Notre Dame in position for another Cengia field goal, this one from 33 yards out to make it 13-9 with 13 minutes remaining.

Just as quickly as Irish fans regained hope that Davie's squad could get back into the game, Mealey took it away. On first down from his own 20, he stunned the record crowd of 50,459 by romping 78 yards to the Irish two. When he scored on the next play to make it 20-9, the decibel level of the Tiger fans rose with the Irish deficit on the scoreboard.

Three quarterback sacks energized the Tigers over the next two Notre Dame drives, leaving Mealey to add a final score with 2:22 remaining. On this seven-play drive, he carried six times for 34 of the 35 yards (27 on one run).

Denson finished with 101 yards for the Irish, Malcolm Johnson caught five passes for 49 yards, Hunter Smith punted for a 45-yard average and Melvin Dansby added 14 tackles, three for losses.

But it was Mealey who carried the day, with all but 37 of his 222 rushing yards coming in the second half.

Notre Dame might have held a larger margin at the half had the Irish managed to cash in more effectively once inside enemy territory.

On the first Irish scoring drive, a Denson gain of 35 yards put Notre Dame at the LSU 13 with a first down. But successive rushing gains of zero, minus-three and zero yards by Denson left Cengia to kick a 33-yarder on fourth and 13.

Later, after a first and goal at the LSU four, the Irish managed a net of two yards on three rushing attempts, again leaving it for Cengia to connect from 21 yards for the 6-3 halftime lead.

Scholarship Award

Bobbie Howard, Linebacker

Final Statistics

Score by Quarters	1	2	3	4	Score
Notre Dame	3	3	0	3	- 9
LSU	0	3	10	14	- 27

First Quarter

7:13 ND Cengia 33 yd field goal, 9-70 4:03

Second Quarter

7:12 LSU Richey 37 yd field goal, 4-4 1:54
0:20 ND Cengia 21 yd field goal, 14-60 6:52

Third Quarter

9:17 LSU Richey 42 yd field goal, 12-46 5:43
4:05 LSU Booty 12 yd pass from Tyler (Richey kick), 8-49 3:31

Fourth Quarter

13:10 ND Cengia 33 yd field goal, 8-61 2:34
12:47 LSU Mealey 2 yd run (Richey kick), 2-80 0:23
2:22 LSU Mealey 1 yd run (Richey kick), 7-35 3:19

	ND	LSU
First Downs	19	19
By Rushing	10	14
By Passing	6	5
By Penalty	3	0
Rushing Attempts	41	52
Yards Rushing	198	294
Yards Lost Rushing	70	29
Net Yards Rushing	128	265
Net Yards Passing	115	61
Passes Attempted	25	12
Passes Completed	13	5
Had Intercepted	0	0
Total Offensive Plays	66	64
Total Net Yards	243	326
Average Gain Per Play	3.7	5.1
Fumbles: No.-Lost	1-1	0-0
Penalties: No.-Yds.	5-30	5-55
Interceptions: No.-Yds.	0-0	0-0
Punts: No.-Yds.	5-225	4-143
Average Per Punt	45.0	35.8
Punt Returns: No.-Yds.	2-23	3-38
Kickoff Returns: No.-Yds.	4-61	2-34
Third Down Conversions	6-16	7-15

RUSHING: LSU-Mealey 34-222, Banks 6-23, Tyler 9-13, Faulk 3-7. Notre Dame-Denson 20-101, Barry 8-43, Driver 1-1, Stokes 1-(-2), Jackson 4-(-2), Powlus 7-(-13).

PASSING: LSU-Tyler 5-12-1-61. Notre Dame-Powlus 8-18-0-66, Jackson 5-7-0-49.

RECEIVING: LSU-Booty 5-61. Notre Dame: Johnson 5-49, Denson 3-32, Getherall 3-23, Brown 1-10, Barry 1-1.

GATOR BOWL: JAN. 1, 1999

Georgia Tech Slips Past Notre Dame, 35-28, In Back And Forth Tilt

Autry Denson rushed for 130 yards and three touchdowns to earn MVP accolades in defeat.

JACKSONVILLE -- Nearly all the pre-game speculation in the Notre Dame camp prior to the 1999 Gator Bowl matchup with Georgia Tech centered around the physical condition of Irish quarterback Jarious Jackson.

Though Jackson wasn't quite 100 percent, his gutty contributions and those of record-setting Irish tailback Autry Denson nearly were enough to carry green-clad Notre Dame to victory at Alltel Stadium.

Instead, it was the big-play offense of Georgia Tech that paved the way for a 35-28 Yellow Jacket victory in a rematch between the same two teams that had opened the 1997 regular season in the dedication game of the expanded Notre Dame Stadium.

Jackson played it safe in the opening half, disdaining the option most of the time in the interest of simply making sure he was healthy for the second half. But he turned things loose a bit more after the break, even running for a third-period Irish score that brought the Irish within a point at 21-20. Denson, meanwhile, gained 96 of his game-high 130 rushing yards in the final two periods and his three touchdown runs helped earn him the Notre Dame MVP honor.

But all that wasn't enough to prevent Tech's diversified offense from using a banner 237-yard throwing effort by quarterback Joe Hamilton and TD receptions of 44 and 55 yards by Dez White in the second half to hold off the Irish. The Jackets scored on five drives of 71 yards or longer.

Tech took a lead midway through the opening period, as Hamilton deftly mixed his plays, hitting four straight attempts good for 59 yards down to the Notre Dame 28. From there, the Jackets ran off seven straight running plays — including a conversion on fourth and one — with Joe Burns taking a pitch from Hamilton from the five, then throwing back to the Tech signalcaller for the score.

Notre Dame responded quickly, with Jackson finding Bobby Brown good for 33 yards on second down to the Tech 31. After a Jamie Spencer run for 10 yards, Denson ran for nine to tie the score.

Tech responded in kind, with Hamilton throwing to Charlie Rogers for 26 yards and to White for 11. Phillip Rogers went the final two yards for a 14-7 Georgia Tech advantage.

Jackson was sacked to thwart each of the next two Irish series. Then it was Tech that put together another impressive 84-yard march, 68 of it coming on the ground. Hamilton found Mike Sheridan for nine yards and a 21-7 advantage. Jackson completed five straight passes in the final few minutes of the first half, but a Jim Sanson 44-yard field goal attempt fell short with 45 seconds remaining.

Denson nearly took control of the game by himself as the second half began. An 80-yard Irish excursion involved seven carries for 54 by the senior back, with his one-yard gain cutting the deficit to 21-14. Tony Driver's fumble recovery on the ensuing kickoff set the Irish up at the Tech 26, and on the eighth play Jackson found paydirt. A blocked PAT attempt left Tech ahead 21-20.

Then it became big-play time for the Jackets. A second-down Bobbie Howard sack left Georgia Tech with third and 10 from the Irish 44 — but Hamilton responded by finding Jacksonville native White behind the defense to put Tech back up 28-20. But the Irish weren't finished.

On a 12-play, 88-yard drive, Denson carried seven times — including for the TD — and Jackson found Jay Johnson on a key 27-yard pass play. Jackson's two-point conversion throw to Brown tied the score at 28 with 11:56 to go in the contest.

The Irish nearly recovered a second fumble on the kickoff, but from there Tech launched its game-winning drive. After Hamilton threw twice for the necessary yardage on third downs, on first and 10 he again found White on a post pattern and the 55-yard scoring play.

The Irish had three more shots, but none of the three possessions advanced past the Notre Dame 28-yard line.

Notre Dame Most Valuable Player

Autry Denson, Tailback

Final Statistics					
Score by Quarters	1	2	3	4	Score
Georgia Tech	7	14	7	7	- 35
Notre Dame	7	0	13	8	- 28
First Quarter					
6:22	GT	Hamilton 5 yd pass from Burns (Chambers kick), 12-87 4:53			
4:06	ND	Denson 9 yd run (Sanson kick), 6-65 2:16			
Second Quarter					
13:46	GT	Rogers 2 yd run (Chambers kick), 10-78 5:20			
4:26	GT	Sheridan 9 yd pass from Hamilton (Chambers kick), 10-84 4:26			
Third Quarter					
10:47	ND	Denson 1 yd run (Sanson kick), 10-80 4:13			
7:23	ND	Jackson 2 yd run (Sanson kick blocked), 8-26 3:24			
3:42	GT	White 44 yd pass from Hamilton (Chambers kick), 7-71 3:41			
Fourth Quarter					
11:56	ND	Denson 1 yd run (Brown pass from Jackson), 12-88 6:46			
7:55	GT	White 55 yd pass from Hamilton (Chambers kick), 9-91 4:01			
		ND	GT		
First Downs		20	23		
By Rushing		10	10		
By Passing		8	11		
By Penalty		2	2		
Rushing Attempts		41	47		
Yards Rushing		104	205		
Yards Lost Rushing		35	11		
Net Yards Rushing		159	194		
Net Yards Passing		150	242		
Passes Attempted		24	21		
Passes Completed		13	14		
Had Intercepted		0	0		
Total Offensive Plays		65	68		
Total Net Yards		309	436		
Average Gain Per Play		4.8	6.4		
Fumbles: No.-Lost		2-1	2-1		
Penalties: No.-Yds.		6-30	7-53		
Interceptions: No.-Yds.		0-0	0-0		
Punts: No.-Yds.		5-183	3-104		
Average Per Punt		36.6	34.7		
Punt Returns: No.-Yds.		1-8	3-38		
Kickoff Returns: No.-Yds.		4-55	5-40		
Third Down Conversions		2-9	6-12		
RUSHING: Georgia Tech-Rogers 13-82, Burns 12-55, Rogers 10-28, Hamilton 10-19, Wilder 2-10. Notre Dame-Denson 26-130, Spencer 3-17, Jackson 12-12.					
PASSING: Georgia Tech-Hamilton 13-20-3-3-237, Burns 1-1-1-5. Notre Dame-Jackson 13-24-0-150.					
RECEIVING: Georgia Tech-White 4-129, Rogers 4-52, Matvay 1-28, Sheridan 1-9, Wilder 1-7, Andrzejewski 1-7, Hamilton 1-5, Burns 1-5. Notre Dame: Johnson 5-43, Brown 2-42, Johnson 1-27, Nelson 2-20, Holloway 2-11, Denson 1-7.					

MEDIA INFO

GAME NOTES

THE FIGHTING IRISH

COACHES & STAFF

2010 SEASON REVIEW

BOWL HISTORY

THIS IS NOTRE DAME



FIESTA BOWL: JAN. 1, 2001**Oregon State Explodes Past Notre Dame, 41-9**

Beavers use 29-point third quarter to blow game wide open.

TEMPE -- Oregon State used four third quarter touchdowns, capitalizing on two Notre Dame turnovers, to defeat the Irish 41-9 in the first-ever meeting between the two schools.

Notre Dame's trip to the Tostitos Fiesta Bowl was its 11th New Year's Day Bowl game in 14 years and second in the four-year tenure of Irish head coach Bob Davie. The loss was its fifth straight bowl-game defeat, a drought that goes back to the 1994 Cotton Bowl win over sixth-ranked Texas A&M.

"That football team out there impressed me," Davie said.

While the scoreboard showed the worst defeat for the Irish since a 58-7 loss at Miami in 1985, Notre Dame was still within striking distance at halftime.

Oregon State tallied scores on its first two possessions with field goals of 32 and 29 yards. Both drives covered over 50 yards, but the Irish defense got tough deep in its own territory holding the Beavers on third-and-18 and third-and-one.

The Beavers had another chance to score midway through the second quarter, but Notre Dame snuffed out the opportunity with a stop on fourth-and-goal from the Irish one-yard line.

Notre Dame was again forced to punt with the Beavers taking over at their own 10-yard line. At that point, Oregon State appeared to be ready to run away with the game when Chad Johnson caught a Jonathon Smith pass on second down and sprinted 74 yards for the first touchdown of the game. The Beavers' two-point conversion attempt failed and Oregon State led 12-0.

Notre Dame then took the ball at its own 23 and quarterback Matt LoVecchio was sacked on the first two Irish plays. After seeing its third-and-31 pass fall incomplete, the drive was kept alive by a personal foul call against Oregon State. A 40-yard pass from LoVecchio to Javin Hunter moved Notre Dame into Beaver territory for the first time in the game. An Oregon State pass interference call moved Notre Dame to the Beaver 12, but after two incomplete passes, Nick Setta booted a 29-yard field goal as time expired in the first half.

Notre Dame trailed just 12-3.

Oregon State took possession to open the second half, but the drive fizzled after just four plays. Notre Dame took over following the punt, but the Beavers forced a LoVecchio fumble on second down deep in his own territory. Oregon State turned that possession into a touchdown in just two plays, scoring on a 23-yard pass to T.J. Houshmandzadeh.

"If I had to say there was one big series, I think it was probably the first possession of the second half when it was 12-3 and we finally stopped them," Davie said. "We ran the ball on first down and got stoned, and then on second down we get sacked and turn the ball over. We were just off-rhythm all night, and I have to give (Oregon State) credit because they jumped up and made a bunch of plays on defense."

Oregon State, up 19-3 three minutes into the third quarter, turned it up offensively and defensively in the next seven minutes. The Beaver defense held Notre Dame to minus-11 yards on its next three possessions, forcing two punts and an interception while scoring three touchdowns in its next eight plays.

After forcing another LoVecchio interception late in the third quarter to stop an Irish drive, Oregon State was content to let the clock run. They had turned a 12-3 halftime lead into a 41-3 celebration.

Notre Dame rounded out the scoring by capitalizing on the lone Oregon State turnover by following a Beaver fumble with a 57-yard touchdown drive capped by a Tony Fisher dive from a yard out.

"Their speed was definitely a factor," Davie said. "They played extremely hard. When we can't run the football any more effectively than we did tonight, we virtually have no chance."

The Irish were limited to season lows with 155 yards total offense and 17 yards rushing.

Sportsmanship Award

Julius Jones, Tailback

Final Statistics

Score by Quarters	1	2	3	4	Score
Notre Dame	0	3	0	6	- 9
Oregon State	3	9	29	0	- 41

First Quarter

7:27 OSU Cesca 32 yd field goal, 11-59 5:32

Second Quarter

14:55 OSU Cesca 29 yd field goal, 12-50 5:08

4:18 OSU Johnson 74 yd pass from Smith (Smith pass failed), 4-90 1:08

0:00 ND Setta 29 yd field goal, 15-65 4:18

Third Quarter

12:04 OSU Houshmandzadeh 23 yd pass from Smith (Cesca kick), 2-26 0:45

9:08 OSU Roberts 45 yd punt return (Prescott pass from Smith)

7:02 OSU Johnson 4 yd pass from Smith (Cesca kick), 4-22 0:58

4:54 OSU Simonton 4 yd run (Cesca kick), 4-55 1:31

Fourth Quarter

6:07 ND Fisher 1 yd run (LoVecchio run failed), 12-57 5:10

	ND	OSU
First Downs	18	20
By Rushing	5	7
By Passing	7	12
By Penalty	6	1
Rushing Attempts	37	39
Yards Rushing	99	156
Yards Lost Rushing	82	29
Net Yards Rushing	17	127
Net Yards Passing	138	319
Passes Attempted	33	25
Passes Completed	13	17
Had Intercepted	2	0
Total Offensive Plays	70	64
Total Net Yards	155	446
Average Gain Per Play	2.2	7.0
Fumbles: No.-Lost	2-1	3-1
Penalties: No.-Yds.	7-42	18-174
Interceptions: No.-Yds.	0-0	2-31
Punts: No.-Yds.	6-249	3-117
Average Per Punt	41.5	39.0
Punt Returns: No.-Yds.	2-(-1)	4-106
Kickoff Returns: No.-Yds.	6-146	1-12
Third Down Conversions	4-15	5-13

RUSHING: Oregon State-Simonton 18-85, Battle 8-32, McCall 10-25, Stremick 1-(-2), Smith 2-(-13). Notre Dame-Jones 13-30, Howard 8-28, Fisher 5-9, Lopienski 1-0, Getherall 1-(-1), LoVecchio 9-(-49).

PASSING: Oregon State-Smith 16-24-3-305, Stremick 1-1-0-14. Notre Dame-LoVecchio 13-33-0-138.

RECEIVING: Oregon State-Houshmandzadeh 6-74, Johnson 4-93, Maurer 3-82, Prescott 2-41, McCall 1-15, Moala 1-14. Notre Dame: Givens 4-23, Hunter 3-57, O'Leary 2-36, Fisher 2-2, Getherall 1-10, Jones 1-10.

GATOR BOWL: JAN. 1, 2003

NC State Downs Notre Dame, 28-6

Wolfpack used three Irish turnovers en route to the victory.

JACKSONVILLE -- Progress can be measured in different ways. While Notre Dame's 28-6 loss to North Carolina State in the Gator Bowl might have put a damper on an otherwise brilliant season, it did serve as an indicator of the progress the Irish made it in a very short period of time.

Notre Dame controlled the ball for more than 33 minutes and ran 15 more plays against the Wolfpack. However, the Irish were undermined by the one thing that had been their calling card all season -- turnovers.

Notre Dame entered the game with a +8 turnover ratio, good for 26th in the nation. Against North Carolina State, that mark was turned upside down, as the Irish tossed three interceptions, including a critical game-changing theft late in the first half.

Playing his final game at Notre Dame, wide receiver Arnaz Battle caught 10 passes for 84 yards, setting a school record for receptions in a bowl game. Battle wound up with 58 catches on the season, the third-highest total in school history and the most by an Irish wideout in 33 years. Tailback Ryan Grant added 68 yards rushing on 21 carries, giving him 1,085 yards on the ground for the season, the 10th-highest single-season mark in school history.

Spirits were high for Notre Dame early on, as the Irish moved smartly downfield on their second possession, going 52 yards in 12 plays to set up a 23-yard field goal by Nicholas Setta. However, in a precursor of Notre Dame's misfortune, starting quarterback Carlyle Holiday injured his shoulder late in the drive and would not return.

N.C. State moved in front on its next possession, driving 92 yards in 12 plays, and culminating with a two-yard TD run by T.A. McLendon. It was the first of two scores for the Wolf-

pack runner, who added a three-yard scamper the next time his team had the ball, putting N.C. State on top, 14-3, with 5:02 remaining in the first half.

The Wolfpack then dealt Notre Dame's comeback hopes a staggering blow, as Rod Johnson intercepted a pass by Irish reserve quarterback Pat Dillingham, setting up N.C. State at the Notre Dame 48-yard line. It took Wolfpack signal-caller Philip Rivers six plays to march his team to the end zone, finding Jerricho Cotchery on a nine-yard scoring toss with 1:16 left in the first half.

The Irish looked strong on their first possession of the third quarter, moving all the way to the N.C. State 24-yard line. However, the drive stalled there and on fourth down, Notre Dame elected to go for it, but Johnson intercepted Dillingham's pass in the end zone, quashing the threat.

Later in the period, the Irish once again worked their way down to the Wolfpack 24-yard line. This time, they called on Setta, who boomed a 41-yard field goal to slice the N.C. State lead to 21-6 heading into the fourth quarter.

The Wolfpack iced the game early in the final frame, as Rivers orchestrated a nine-play, 69-yard drive that was capped by his seven-yard touchdown pass to Sean Berton with just under 11 minutes to play.

Notre Dame made two forays into N.C. State territory in the fourth period, including a march to the Wolfpack one-yard line in the last two minutes. However, the Irish could not punch the ball into the end zone on four tries and turned the ball over on downs.

Notre Dame MVP

Cedric Hilliard, Nose Guard

Final Statistics					
Score by Quarters	1	2	3	4	Score
North Carolina State	0	21	0	7	- 28
Notre Dame	3	0	3	0	- 6
First Quarter					
4:12	ND	Setta 23 yd field goal, 12-52 6:42			
Second Quarter					
14:03	NCSU	McLendon 2 yd run (Kiker kick), 12-96 5:09			
5:02	NCSU	McLendon 3 yd run (Kiker kick), 11-76 4:51			
1:16	NCSU	Cotchery 9 yd pass from Rivers (Kiker kick), 6-48 2:51			
Third Quarter					
1:44	ND	Setta 41 yd field goal, 10-39 4:05			
Fourth Quarter					
10:41	NCSU	Berton 7 yd pass from Rivers (Kiker kick), 9-69 2:51			
		NCSU	ND		
First Downs		21	23		
By Rushing		4	8		
By Passing		14	9		
By Penalty		3	6		
Rushing Attempts		26	38		
Yards Rushing		80	112		
Yards Lost Rushing		18	26		
Net Yards Rushing		62	86		
Net Yards Passing		255	200		
Passes Attempted		41	44		
Passes Completed		25	23		
Had Intercepted		0	3		
Total Offensive Plays		67	82		
Total Net Yards		317	286		
Average Gain Per Play		4.7	3.5		
Fumbles: No.-Lost		0-0	0-0		
Penalties: No.-Yds.		10-87	9-90		
Interceptions: No.-Yds.		3-26	0-0		
Punts: No.-Yds.		5-216	4-121		
Average Per Punt		43.2	30.3		
Punt Returns: No.-Yds.		1-0	2-20		
Kickoff Returns: No.-Yds.		1-7	2-51		
Third Down Conversions		7-15	4-19		
Fourth Down Conversions		0-1	4-7		
RUSHING: NC State-Rivers 7-22, Brown 7-18, McLendon 11-18, Berton 1-4. Notre Dame-Grant 21-68, Powers-Neal 5-16, McNair 4-8, Battle 2-6, Holiday 2-3, Dillingham 4-(-15).					
PASSING: NC State-Rivers 23-37-2-228, Peterson 2-3-0-27, Team 1-0-0-0. Notre Dame-Dillingham 19-37-0-166, Holiday 3-6-0-22, Hildbold 1-1-0-12.					
RECEIVING: NC State-Cotchery 10-127, Berton 5-40, McLendon 3-16, Edwards 3-13, Peterson 2-16, Gray 1-24, Hicks 1-19. Notre Dame: Battle 10-84, Clark 4-41, Jenkins 3-42, Stovall 3-25, Godsey 1-5, Rodamer 1-5, McKnight 1(-2).					



INSIGHT BOWL: DEC. 28, 2004**Oregon State Throttles Notre Dame, 38-21**

Derek Anderson passed for 358 yards and four touchdowns for the Beavers.

PHOENIX -- Playing under an interim head coach at the conclusion of one of the most tumultuous months in Notre Dame football history, the Irish ended the 2004 season with a loss to Oregon State in the Insight Bowl at Bank One Ballpark in downtown Phoenix.

Derek Anderson passed for 358 yards and four touchdowns as Notre Dame fell to Oregon State, 38-21. Anderson, who completed 28-of-45 passes, tossed two touchdowns to Joe Newton and one each to George Gillett and Dan Haines. Oregon State (7-5) opened a 14-0 first quarter cushion behind scoring tosses of 12 yards to Gillett and 11 yards to Newton. Anderson's 11-yard pass to Haines made it 21-0 with 7:49 left in the second quarter, and the Beavers led by at least 10 points thereafter. The first two scores were set up by a long punt return by Sammie Stroughter and a blocked punt by Derrick Doggett, respectively.

Notre Dame (6-6) was playing its one and only game under Kent Baer, its defensive coordinator under former head coach Tyrone Willingham, who was fired on November 30. "I'd be lying if I told you that it didn't affect some people," said Irish quarterback Brady Quinn, who completed 17-of-29 passes for 214 yards and two touchdowns.

The Irish showed plenty of fight, recovering from an early 21-0 deficit by pulling within 10 points late in the third period (24-14). Notre Dame cut the halftime deficit to 21-7 with an impressive 13-play, 84-yard scoring drive that was capped by

a 13-yard pass from Quinn to tight end Anthony Fasano 56 seconds before the intermission.

After OSU added a field goal early in the third quarter, the Irish moved 49 yards in six plays for a touchdown to cut the deficit to 10 points. A 29-yard pass from Quinn to Jeff Samardzija keyed the march that concluded with a five-yard scoring run by Darius Walker with 2:40 left in the period.

Notre Dame's comeback hopes were stalled on OSU's next drive. The Beavers took the ensuing possession 90 yards in 12 plays for a touchdown, chewing up 5:23 of game time before a one-yard pass from Anderson to Newton gave OSU a commanding 31-14 edge.

The Irish responded with a score of their own, marching 88 yards in 10 plays to pull within 31-21 on an 18-yard pass from Quinn to Rhema McKnight, who made a spectacular one-handed grab in the end zone for the score with 4:52 left. But the Beavers added an insurance score just 1:33 later, after recovering Notre Dame's attempted on-side kick at the Irish 28. Dwight Wright scored on a two-yard run with 3:19 to go for the final margin.

Notre Dame's receivers were the team's standouts as Samardzija nabbed a career-high five passes for 89 yards while McKnight had four catches for 90 yards to key the offense.

Sportsmanship Award

Derek Curry, Linebacker

Final Statistics

Score by Quarters	1	2	3	4	Score
Notre Dame	0	7	7	7	- 21
Oregon State	14	7	3	14	- 38

First Quarter

9:24 OSU Gillett 12 yd pass from Anderson (Serna kick), 4-27 1:18
5:41 OSU Newton 11 yd pass from Anderson (Serna kick), 2-10 0:48

Second Quarter

7:49 OSU Haines 11 yd pass from Anderson (Serna kick), 5-45 2:49
0:56 ND Fasano 13 yd pass from Quinn (Fitzpatrick kick), 13-84 6:53

Third Quarter

9:16 OSU Serna 38 yd field goal, 6-32 1:59
3:40 ND Walker 5 yd run (Fitzpatrick kick), 6-49 3:34

Fourth Quarter

12:17 OSU Newton 1 yd pass from Anderson (Serna kick), 12-90 5:23
4:52 ND McKnight 18 yd pass from Quinn (Fitzpatrick kick), 10-88 4:04
3:19 OSU Wright 2 yd run (Serna kick), 4-28 1:33

	ND	OSU
First Downs	17	19
By Rushing	3	2
By Passing	11	17
By Penalty	3	0
Rushing Attempts	33	18
Yards Rushing	90	46
Yards Lost Rushing	31	26
Net Yards Rushing	59	20
Net Yards Passing	217	358
Passes Attempted	33	45
Passes Completed	18	28
Had Intercepted	1	0
Total Offensive Plays	66	63
Total Net Yards	276	378
Avg. Gain Per Play	4.2	6.0
Fumbles: No.-Lost	0-0	1-0
Penalties: No.-Yds.	2-10	5-45
Interceptions: No.-Yds.	0-0	1-37
Punts: No.-Yds.	8-255	4-141
Avg. Per Punt	31.9	35.2
Punt Returns: No.-Yds.	1-7	5-77
Kickoff Returns: No.-Yds.	6-109	3-34
Third Down Conversions	7-16	6-14
Fourth Down Conversions	0-0	1-1

RUSHING: Oregon State-Wright 9-24, Cole 3-3, Anderson 5-(-6). Notre Dame-Walker 13-43, Grant 14-19, Quinn 4-10, Wilson 1-0, Anastasio 1-(-13).

PASSING: Oregon State-Anderson 28-45-0-358. Notre Dame-Quinn 17-29-1-214, Dillingham 1-3-0-3, Hoskins 0-1-0-0.

RECEIVING: Oregon State-Newton 7-85, Hass 5-105, Gillett 4-62, Love 4-37, Haines 3-25, Bernard 2-19, Wright 2-16, Hawkins 1-9. Notre Dame-Samardzija 5-89, McKnight 4-90, Wilson 2-3, Walker 1-13, Fasano 1-13, Palmer 1-6, Harris 1-3, Powers-Neal 1-2, Schmidt 1-1, Shelton 1-(-3).

FIESTA BOWL: JAN. 2, 2006

Ohio State Holds Off Notre Dame, 34-20

Maurice Stovall had nine catches for 126 yards and Darius Walker rushed for 90 yards and three touchdowns.

TEMPE -- Notre Dame's return to national prominence under first-year head coach Charlie Weis was capped by the first Irish appearance in a Bowl Championship Series game in five years. Unfortunately, the result was not indicative of the team's success in the regular season as the fifth-ranked Irish suffered a 34-20 loss to fourth-ranked Ohio State in the 2006 Tostitos Fiesta Bowl.

Much of the pre-game hype about the contest focused on the matchup between the Notre Dame offense and the Buckeye defense, but the game actually turned on the ability of the Ohio State offense to exploit matchups against the Irish defense. The Buckeyes racked up 617 yards of offense, a record by a Notre Dame opponent, on the way to handing the Irish their third defeat of the season.

OSU quarterback Troy Smith earned Game MVP honors by using his maneuverability and poise under pressure to repeatedly create big plays at crucial moments, accounting for 408 yards (66 rushing, 342 passing) and two touchdowns. Meanwhile, the Irish stayed in the game thanks to a plucky defense that wouldn't quit and an offense (led by quarterback Brady Quinn and tailback Darius Walker) that came out blazing, stalled, then regrouped to rally the team in the game's late stages.

The game started just as Weis and the Irish drew it up as Notre Dame took the game's opening kickoff and proceeded to march to a quick touchdown. Walker rushed three times for 39 yards and Quinn completed a pair of passes for 33 more as the Irish drove 72 yards in six plays to a touchdown as Walker raced 20 yards to pay dirt for a 7-0 Notre Dame lead just 2:01 into the game.

Ohio State responded with a drive characteristic of the rest of the game. Twice Smith managed to create big plays on key third downs, scrambling for 15 yards and a first down on a third-and-nine play and passing for six yards to Santonio Holmes on a third-and-six. Then, Smith fired a 56-yard bomb to wideout Ted Ginn Jr. for a touchdown to tie the game at 7-7 with 10:02 left in the opening quarter.

Notre Dame squandered a golden scoring opportunity late in the opening period when Irish linebacker Corey Mays sacked Smith and forced him to fumble at the Buckeye 14. Defensive end Ronald Talley recovered for the Irish and Notre Dame took possession in the shadow of the OSU end zone. But the Irish failed to produce points as the Buckeye defense stiffened and stopped the Irish on a fourth-and-two play, sacking Quinn for an eight-yard loss to end the threat.

The Buckeyes took the lead on the ensuing possession, driving 86 yards in six plays. Smith connected with Ginn for 18 yards on a third-and-nine play immediately before Ginn took a reverse and sprinted 68 yards to the end zone, dodging the entire Irish defense on his way and a 14-7 OSU lead early

in the second quarter. The Buckeyes extended the lead to 21-7 at the half on a 85-yard pass from Smith to Holmes with 2:21 left in the second quarter and appeared to be in control as the second half began.

But the Irish showed impressive resolve to stay in it, blocking a Huston field goal attempt early in the third period then marching 71 yards in 10 plays to pull within 21-13 on a 10-yard run by Walker with 4:25 left in the period. Late in the quarter, the game's most controversial play went against the Irish. Safety Tom Zbikowski picked up what appeared to be a fumble by OSU receiver Anthony Gonzalez, returning the loose ball for an apparent 87-yard touchdown that would have narrowed the score to 21-19. But officials ruled via replay that Gonzalez had not retained possession, negating the play. Huston kicked a 40-yard field goal on the next play for a 24-13 OSU lead.

"That was THE play," Weis said. "What I said to the official on the field is I hope your guy upstairs was right because that changed the whole complexion of the game."

Huston added another field goal early in the fourth, this one from 26 yards out, to give the Buckeyes a 27-13 edge. But the Irish would not go down quietly. Quinn, who set Irish bowl passing records for yards, completions, attempts and consecutive completions (tying a school mark with 14 consecutive at one point in the game), led them 80 yards in 13 plays. The scoring play, a three-yard run by Walker off a direct snap, was his third of the game (another Irish bowl mark), and pulled Notre Dame within 27-20 with 5:27 remaining.

But OSU responded with a clinching score. Smith wiggled out of pressure twice on third down plays to complete clutch passes for first downs before Antonio Pittman sealed the outcome with a 60-yard run for a score with 1:46 remaining.

It was a tough loss for the Irish, but not one without memorable performances. Stovall had nine catches for 126 yards to set new Irish bowl record for receiving yards. Quinn finished with 29 completions in 45 attempts, tying the single-game Notre Dame record for completions. For his gutsy performance, Quinn was awarded the game's sportsmanship award. Defensively, linebackers Corey Mays and Brandon Hoyte had standout performances. Mayes made a game-high 12 tackles, forced a fumble, had two tackles for losses and one quarterback sack. Hoyte added 10 tackles, including one for a loss.

"There are two ways you can go after a loss," Weis said. "One way is you sit there and feel sorry for yourselves. The other way is to take that bitter taste in your mouth and say I don't want to have that taste a year from now."

Sportsmanship Award

Brady Quinn, Quarterback

Final Statistics					
Score by Quarters	1	2	3	4	Score
Notre Dame	7	0	6	7	- 20
Ohio State	7	14	3	10	- 34
First Quarter					
12:59 ND	Walker 20 yd run (Fitzpatrick kick), 6-72 2:01				
10:02 OSU	Ginn Jr. 56 yd pass from Smith (Huston kick), 7-82 2:57				
Second Quarter					
14:16 OSU	Ginn Jr. 68 yd run (Huston kick), 6-86 2:16				
2:21 OSU	Holmes 85 yd pass from Smith (Huston kick), 4-98 2:16				
Third Quarter					
4:25 ND	Walker 10 yd run (Fitzpatrick kick), 10-71 2:53				
2:20 OSU	Huston 40 yd field goal, 5-42 2:05				
Fourth Quarter					
10:12 OSU	Huston 26 yd field goal, 10-60 4:22				
5:27 ND	Walker 3 yd run (Fitzpatrick kick), 13-80 4:45				
1:46 OSU	Pittman 60 yd run (Huston kick), 7-85 3:41				
	OSU	ND			
First Downs	27	22			
By Rushing	12	8			
By Passing	14	12			
By Penalty	1	2			
Rushing Attempts	36	28			
Yards Rushing	293	106			
Yards Lost Rushing	18	44			
Net Yards Rushing	275	62			
Net Yards Passing	342	286			
Passes Attempted	28	45			
Passes Completed	19	29			
Had Intercepted	0	0			
Total Offensive Plays	64	73			
Total Net Yards	617	348			
Average Gain Per Play	9.6	4.8			
Fumbles: No.-Lost	2-2	1-0			
Penalties: No.-Yds.	7-53	6-48			
Interceptions: No.-Yds.	0-0	0-0			
Punts: No.-Yds.	1-40	6-254			
Average Per Punt	40.0	42.3			
Punt Returns: No.-Yds.	2-20	1-0			
Kickoff Returns: No.-Yds.	3-51	2-23			
Third Down Conversions	8-12	9-17			
Fourth Down Conversions	0-0	1-2			
RUSHING: Ohio State-Pittman 21-136, Ginn Jr. 2-73, Smith 13-66. Notre Dame-Walker 16-90, Schwapp 2-4, Quinn 10-(-32).					
PASSING: Ohio State-Smith 19-28-0-342. Notre Dame-Quinn 29-45-0-286.					
RECEIVING: Ohio State-Ginn Jr. 8-167, Holmes 5-124, Hall 2-22, Pittman 2-6, Gonzalez 1-15, Frost 1-8. Notre Dame: Stovall 9-126, Walker 7-37, Samardzija 6-59, Shelton 5-52, Fasano 2-12.					

MEDIA INFO

GAME NOTES

THE FIGHTING IRISH

COACHES & STAFF

2010 SEASON REVIEW

BOWL HISTORY

THIS IS NOTRE DAME



SUGAR BOWL: JAN. 3, 2007**LSU Dominates Second Half To Pull Away For 41-14 Victory**

JaMarcus Russell threw for 332 yards and two touchdowns as the Tigers scored the final 27 points of the game.

NEW ORLEANS -- JaMarcus Russell cocked his head, glanced toward the towering Superdome stands and soaked up the pleas of the LSU faithful.

"One more year! One more year!" they screamed.

The way the mammoth quarterback played against Notre Dame, there seems little reason for him to spend any more time in college.

Russell led No. 4 LSU to a 41-14 rout of college football's most storied program Wednesday night.

The Sugar Bowl returned to New Orleans with a Cajun-style party, with left the 11th-ranked Fighting Irish with a most unwanted spot in the record book. They lost their ninth straight bowl game, more than any other school.

Certainly he had the best on this night. The 6-foot-6, 257-pound Russell completed 21-of-34 for 332 yards and two touchdowns. He also had his first rushing score of the season and set up another TD with a 31-yard pass.

Russell and LSU's feared defense took control after half-time, turning a tenuous 21-14 game into a laughter. The Tigers (11-2) outgained Notre Dame by a staggering 333 yards to 30 over the final two quarters.

The school of Touchdown Jesus and Knute Rockne snapped a tie with South Carolina and West Virginia for most consecutive bowl losses in NCAA history. And this was like most of the others, a double-digit blowout that showed Notre Dame still has work to do if it wants to compete with the nation's best.

"We've got to turn the corner," coach Charlie Weis said. "Right now, we're just a nice, solid team. That won't cut it. We want to be an upper-echelon team."

Quinn doesn't have a decision to make about his pro future, but the senior's hopes of being the No. 1 pick in the NFL draft may have taken a blow. He struggled to cope with the speed and size of LSU's defense, completing just 15-of-35 for 148 yards, his two TD passes offset by two interceptions.

LSU romped after halftime. After a pair of field goals by Colt David, Russell blew it open with a 58-yard touchdown pass to Brandon LaFell in the final minute of the third quarter.

Notre Dame (10-3) bounced back from an early 14-0 deficit and tied the game with 2 1/2 minutes left in the first half. But Russell's took matters in his own hands - and legs - to put the Tigers ahead to stay before the teams went to the locker room.

First, Russell went deep to Early Doucet for a 58-yard completion. Then, Russell scored himself on a 5-yard keeper up the middle.

Notre Dame hasn't won a postseason game since its 24-21 victory over Texas A&M in the 1994 Cotton Bowl. "O-ver-a-ted!" the Tiger-dominated crowd roared after freshman Keiland Williams ripped off his second touchdown of the game, a 20-yard run with just under 7 1/2 minutes remaining.

But the biggest cheers came on LSU's next possession. Russell made one handoff, then came out of the game to standing ovation.

Notre Dame was determined to get off to a strong start, but it sure didn't work out that way. Weis called a fake punt that backfired, and the Irish looked just as tight and nervous as they did at the beginning of blowout losses to Michigan and Southern Cal.

At least they didn't fold until the second half, fighting back to tie the game at 14.

The offenses had their way, with three 80-yard scoring drives and another covering 82. The only exception followed the fake punt on Notre Dame's opening possession. With the Irish facing fourth-and-3 at their own 34, the coach called for a direct snap to up-back Travis Thomas, but he was stuffed for no gain.

Two plays later, LSU had the lead. Russell hooked up with Doucet on a 31-yard pass and Williams powered over from the 3.

The Tigers made it 14-0 on their next possession. Russell broke off a 21-yard run on a draw to get deep into Notre Dame territory, and finished off the drive with an 11-yard scoring pass to Dwayne Bowe.

Notre Dame's next possession started ominously - Quinn was sacked for a 10-yard loss. But Darius Walker ran for 11 yards and turned a short pass into a 21-yard gain. Quinn finished it off with 24-yard TD pass to David Grimes.

Walker rushed for all but three of his 128 yards in the first half.

David missed a 31-yard field goal try, and Notre Dame responded to that momentum-changer with the tying touchdown as Quinn went to his favorite receiver, Jeff Samardzija, on a 10-yard TD pass.

Sportsmanship Award

Brady Quinn, Quarterback

Final Statistics

Score by Quarters	1	2	3	4	Score
Notre Dame	7	7	0	0	- 14
LSU	14	7	13	7	- 41

First Quarter

11:16 LSU Williams 3 yd run (David kick), 2-34 0:49
6:03 LSU Bowe 11 yd pass from Russell (David kick), 8-80 3:31
1:26 ND Grimes 24 yd pass from Quinn (Gioia kick), 8-80 4:37

Second Quarter

2:25 ND Samardzija 10 yd pass from Quinn (Gioia kick), 8-80 2:39
1:15 LSU Russell 5 yd run (David kick), 5-82 1:10

Third Quarter

9:34 LSU David 25 yd field goal, 13-73 5:26
3:48 LSU David 37 yd field goal, 9-59 3:57
0:18 LSU LeFell 58 yd pass from Russell (David kick), 5-73 1:38

Fourth Quarter

7:27 LSU Williams 20 yd run (David kick), 9-76 4:11

	ND	LSU
FIRST DOWNS	17	31
RUSHES-YARDS (NET)	31-143	37-245
PASSING YDS (NET)	148	332
Passes Att-Comp-Int	35-15-2	34-21-1
TOTAL OFFENSE PLAYS-YARDS	66-291	71-577
Fumble Returns-Yards	0-0	0-0
Punt Returns-Yards	0-0	1-0
Kickoff Returns-Yards	6-128	3-48
Interception Returns-Yards	1-20	2-39
Punts (Number-Avg)	5-47.4	2-43.5
Fumbles-Lost	0-0	2-1
Penalties-Yards	4-40	9-95
Possession Time	28:14	31:46
Third-Down Conversions	8 of 16	3 of 10
Fourth-Down Conversions	0 of 1	1 of 1
Red-Zone Scores-Chances	1-2	6-7
Sacks By: Number-Yards	1-12	1-10

RUSHING: LSU-Williams 14-107; Vincent 12-71; Hester 3-25; Russell 5-16; Holliday 1-11; Davis 1-8; Jackson 1-7. Notre Dame-Walker 22-128; Aldridge 3-7; Quinn 3-6; Thomas 2-2; Samardzija 1-0.

PASSING: LSU-Russell 21-34-1-332. Notre Dame-Quinn 15-35-2-148.

RECEIVING: LSU-Doucet 8-115; Bowe 5-78; Davis 4-50; Vincent 2-19; LaFell 1-58; Jacob Hester 1-12. Notre Dame: Samardzija 8-59; McKnight 3-22; Walker 2-30; Grimes 1-24; Carlson 1-13.

HAWAII BOWL: DEC. 24, 2008

Notre Dame Routs Hawai'i, 49-21

Jimmy Clausen set Irish bowl records with 406 yards passing and five TDs to lead the Irish to their first postseason victory in 15 years.

HONOLULU -- Jimmy Clausen ended Notre Dame's long bowl drought - and Hawai'i's bid for a fourth straight Hawai'i Bowl victory - with a record-breaking passing night.

Clausen set Notre Dame bowl records with 406 yards passing and five touchdowns to lead the efficient Fighting Irish to their first postseason victory in 15 years, 49-21 over Hawai'i.

"I told the team that's the only thing I wanted (for Christmas). I just wanted to win a bowl game," Irish coach Charlie Weis said.

"I heard it a hundred times in the locker room after the game and they wanted to know what I was giving them for Christmas. I told them: 'a flight home.'"

Golden Tate had six catches for 177 yards and three touchdowns, also Notre Dame bowl records, including a 69-yarder that sparked a 28-point outburst to help the Irish (7-6) end their NCAA-record bowl losing streak at nine.

"I'm very happy for Notre Dame. This was a great step forward for us," Weis said. "It leads us into 2009 with a good taste in our mouth."

With Weis calling the plays from the coaches box for the first time because of knee problems that require him to walk with crutches, the Irish were unstoppable.

The offense scored at will. The blitzing defense shut down Hawai'i's run-and-shoot. And the special teams wasn't too shabby, either.

"The guys came out here on a mission," Clausen said.

After the Warriors (7-7) scored to end Notre Dame's 28-point run, Armando Allen returned a kickoff 96 yards for a score. Allen also caught an 18-yard TD pass on the Irish's opening drive of the second half.

Weis said he had an injection in his knee before the game, but still couldn't walk. The last time he coached from the box was in 2001.

"It's 10 times easier. It's night and day easier," Weis said. "I haven't been up in the box since Drew Bledsoe got hurt. ... You don't want to do that long term, but calling a game from up there is pretty sweet. As a head coach, you want to be on the sideline."

It was evident Weis, who was all smiles after the game, and his players cherished its long-awaited bowl victory.

As Notre Dame was presented the Hawaii Bowl's pineapple-football trophy at midfield, each player came around to put their hands on it.

Notre Dame's victory was its first in the postseason since it beat Texas A&M in the Cotton Bowl to end the 1993 season. The Irish also avoided consecutive losing seasons.

Clausen was confident and sharp, completing 22 of 26 passes. He racked up 300 yards passing and three TDs by half-time alone, sending the crowd home early.

The sophomore broke Brady Quinn's postseason school record of 286 yards passing set against Ohio State in the 2006 Fiesta Bowl.

Warriors coach Greg McMackin said, including his years in the NFL, Clausen was "as accurate as I've ever seen."

"He was outstanding, his receivers were outstanding," McMackin said.

With Notre Dame up 14-7, Clausen broke open the game by connecting with Tate on a 69-yard TD play, the Irish's longest play from scrimmage of the season.

Clausen faked a handoff, turned and heaved it to Tate, who had blew past cornerback Calvin Roberts along the left sideline. With the catch, Tate became the fifth Irish receiver to break 1,000 yards receiving in a season.

The Irish made it 28-7 with a second left in the first half on an 18-yard hookup between Clausen and Tate on third-and-goal. Hawai'i challenged the play, but replays showed Tate got his left foot down before stepping out.

Tate followed it up in the third quarter with a 40-yard TD reception that pushed the lead to 42-7 and gave the Warriors flashbacks of the pounding they received from Georgia in the Sugar Bowl to end last season.

Hawai'i couldn't get much going. Quarterback Greg Alexander was kept off balance and on the run by the Irish defense, which had eight sacks and forced two turnovers.

Notre Dame Co-MVP

Jimmy Clausen, QB
Golden Tate, WR

Final Statistics					
Score by Quarters	1	2	3	4	Score
Notre Dame	7	21	21	0	- 49
Hawai'i	0	7	7	7	- 21
First Quarter					
3:07 ND Hughes 3 yd run (Walker kick), 9-87 4:45					
Second Quarter					
10:25 ND Grimes 14 yd pass from Clausen (Walker kick), 6-53 2:09					
8:12 UH Bain 10 yd pass from Alexander (Kelly kick), 6-56 2:06					
6:49 ND Tate 69 yd pass from Clausen (Walker kick), 3-79 1:18					
0:01 ND Tate 18 yd pass from Clausen (Walker kick), 8-67 3:53					
Third Quarter					
10:50 ND Allen 18 yd pass from Clausen (Walker kick), 6-88 2:52					
7:22 ND Tate 40 yd pass from Clausen (Walker kick), 5-50 2:23					
4:25 UH Bain 21 yd pass from Alexander (Kelly kick), 6-81 2:51					
4:12 ND Allen 96 yd kickoff return (Walker kick)					
Fourth Quarter					
1:45 UH Washington 27 yd pass from Funaki (Kelly kick), 6-80 2:06					
		ND		UH	
FIRST DOWNS		23		22	
RUSHES-YARDS (NET)		34-65		19-32	
PASSING YDS (NET)		413		326	
Passes Att-Comp-Int		28-24-0		44-28-1	
TOTAL OFFENSE PLAYS-YARDS		62-478		63-358	
Fumble Returns-Yards		0-0		0-0	
Punt Returns-Yards		2-5		2-4	
Kickoff Returns-Yards		3-133		7-131	
Interception Returns-Yards		1-26		0-0	
Punts (Number-Avg)		5-43.8		7-34.6	
Fumbles-Lost		2-0		2-1	
Penalties-Yards		5-60		8-69	
Possession Time		33:00		27:00	
Third-Down Conversions		4 of 11		3 of 13	
Fourth-Down Conversions		1 of 1		0 of 0	
Red-Zone Scores-Chances		4-4		1-1	
Sacks By: Number-Yards		8-55		2-8	
RUSHING: Hawai'i-Pilares 2-19; Funaki 1-15; Libre 1-12; Farmer 1-1; Wright-Jackson 1-1; Alexander 13-(-16). Notre Dame-Hughes 17-55; Gray, J. 5-13; Allen 4-9; Aldridge 1-0; Sharpley 2-0; Team 3-(-6); Clausen 2-(-6).					
PASSING: Hawai'i-Alexander 23-39-1-26; Funaki 5-5-0-65. Notre Dame-Clausen 22-26-0-40; Sharpley 2-2-0-12.					
RECEIVING: Hawai'i-Bain 8-109; Salas 7-76; Washington 6-96; Lane 4-29; Pilares 3-16. Notre Dame: Tate 6-177; Rudolph 4-78; Grimes 4-34; Hughes 3-27; Kamara 3-21; Allen 2-59; Floyd 2-17.					

MEDIA INFO

GAME NOTES

THE FIGHTING IRISH

COACHES & STAFF

2010 SEASON REVIEW

BOWL HISTORY

THIS IS NOTRE DAME



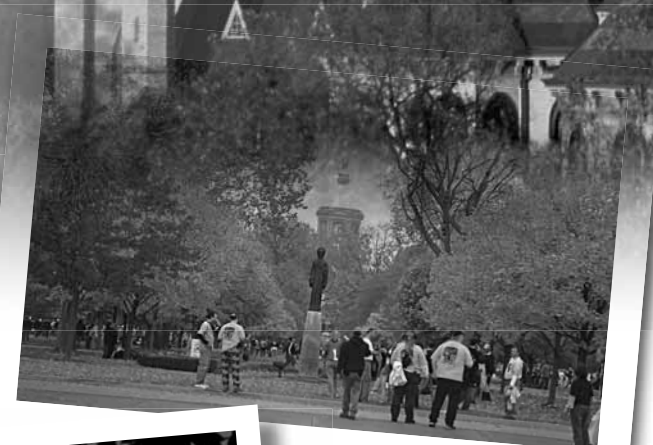
The University of Notre Dame

When Father Edward F. Sorin started his school in the northern Indiana wilderness, he had only \$300, three log buildings badly in need of repair and a far-sighted vision of establishing a liberal arts school to meet the growing educational needs of the frontier. He dreamed of building a great university, and in 1842, he founded the University of Notre Dame du Lac.

Over the years, the University of Notre Dame du Lac would evolve into a preeminent place for Catholic thought. While becoming one of the top undergraduate institutions in the country, Notre Dame has also been at the cutting edge of research, including such innovations as the transmission of wireless messages and the development of synthetic rubber. The University also has stressed residential life, with four of five students living on campus. Students come to Notre Dame not only to learn how to think, but to learn how to live, keeping faith with the vision of Father Sorin.



1842	The University of Notre Dame was founded by Rev. Edward F. Sorin, C.S.C., as an independent, national Catholic university adjacent to South Bend, Ind., on St. Mary's and St. Joseph's Lakes.
11,731	Total enrollment at the University of Notre Dame, with 8,363 undergraduate students.
23.9	Karat gold in the famed Golden Dome, which tops the Main Building at the heart of campus.
4	Notre Dame's ranking by <i>Princeton Review</i> in a list of "Dream Schools" which takes into account academics and student life, among other attributes.



Student Body

Notre Dame is one of a handful of universities with a truly international student body, coming from more than 100 nations and all 50 states. The most recent freshman class featured 89 percent of students in the top 10 percent of their high school class. In addition, there are no fraternities or sororities at Notre Dame, with the school's 28 residence halls housing more than 80 percent of the student body, serving as the focal point of social, religious and athletic activities.

95	Graduation rate percentage among Notre Dame students, third in the nation behind only Harvard and Princeton.
95	Retention rate between freshman and sophomore year which thanks to the University's renowned First Year of Studies Program, ranks among the highest in the country.
80	Percent of Notre Dame students who reside in one of 28 on-campus residence halls, where approximately 40 Holy Cross religious leaders provide pastoral assistance.
50/100	States and countries, respectively, which Notre Dame students call home.



MEDIA INFO

GAME NOTES

THE FIGHTING IRISH

COACHES & STAFF

2010 SEASON REVIEW

BOWL HISTORY

THIS IS NOTRE DAME



Rev. John I. Jenkins, C.S.C. President

Rev. John I. Jenkins, C.S.C., took office as the 17th president of the University of Notre Dame on July 1, 2005. He was elected by the University's Board of Trustees to a five-year term April 30, 2004.

An associate professor of philosophy and member of Notre Dame's faculty since 1990, Father Jenkins had served as a vice president and associate provost at the University from July 2000 until becoming president.

Prior to his service in the provost's office, Father Jenkins had been religious superior of the Holy Cross priests and brothers at Notre Dame for three years. As religious superior, he was a Fellow and Trustee of the University.

Father Jenkins specializes in the areas of ancient philosophy, medieval philosophy and the philosophy of religion. He is the author of *Knowledge and Faith in Thomas Aquinas*, published by Cambridge University Press in 1997.

Father Jenkins earned degrees in philosophy from Oxford University in 1987 and 1989. He earned his master of divinity degree and licentiate in sacred theology from the Jesuit School of Theology in Berkeley, Calif., in 1988. Prior to entering the Congregation of Holy Cross, he earned bachelor's and master's degrees in philosophy from Notre Dame in 1976 and 1978, respectively.

Father Jenkins was ordained a priest in Notre Dame's Basilica of the Sacred Heart in 1983. He served as director of the Old College program for Notre Dame undergraduate candidates for the Congregation of Holy Cross from 1991 to 1993.

A native of Omaha, Neb., Father Jenkins was born Dec. 17, 1953.



Notre Dame Administration

- President: **Rev. John I. Jenkins, C.S.C.**
- Provost: **Thomas G. Burish**
- Executive Vice President: **John Affleck-Graves**
- Vice President and Senior Associate Provost: **Christine Maziar**
- Vice President and Associate Provost: **Donald B. Pope-Davis**
- Vice President and Associate Provost: **Dennis C. Jacobs**
- Vice President and Associate Provost for Internationalization: **J. Nicholas Entrikin**
- Vice President for Student Affairs: **Rev. Thomas P. Doyle, C.S.C.**
- Vice President for University Relations: **Louis M. Nanni**
- Vice President for Research: **Robert J. Bernhard**
- Vice President and General Counsel: **Marianne Corr**
- Vice President for Business Operations: **James J. Lyphout**
- Vice President and Chief Investment Officer: **Scott C. Malpass**
- Vice President for Public Affairs and Communications: **Janet M. Botz**
- Vice President for Finance: **John A. Sejdinaj**
- Chief Information Officer: **Ronald Kraemer**



Thomas G. Burish
Provost



John Affleck-Graves
Executive Vice President



Richard C. Notebaert
Chairman, Notre Dame Board of Trustees



Patricia Bellia
NCAA Faculty Representative



Jack Swarbrick Director of Athletics

John B. "Jack" Swarbrick Jr., a University of Notre Dame graduate who rose to national prominence as a lawyer, consultant and executive in the collegiate and Olympic sports industries, is in his third year in 2010-11 as director of athletics at his alma mater.

Among Swarbrick's athletics initiatives are meeting the performance needs of Notre Dame student-athletes through establishment of a new sports performance division, reaching out to more former Irish student-athletes via the Notre Dame Monogram Club and other programs, utilizing emerging digital technologies to deliver better information on and access to Notre Dame athletic programs via expanded production and distribution of programming, and restructuring Notre Dame's approach to sport administration through assignment of a unique administrator to each of the 26 Irish sports.

The past two years combined in Notre Dame athletics have featured 68 All-Americans, 14 Academic All-America selections and four NCAA Post-Graduate Scholarship winners; record involvement in community service hours by Irish student-athletes; NCAA runner-up team finishes in 2010 men's lacrosse,



2009 fencing and 2008 women's soccer; NCAA semifinal appearances in 2009 and 2010 women's tennis and 2009 women's soccer, plus a 2010 third-place fencing finish; the hiring of new Irish head football coach Brian Kelly to start the 2010 season; the decision to build a new, freestanding ice hockey arena, scheduled to open for the 2011-12 season, plus the 2009-10 dedications of new facilities for soccer and lacrosse – as well as opening of the new Purcell Pavilion within the south dome of the Joyce Center, and 15 BIG EAST Conference titles along with four other league crowns in hockey, men's lacrosse and fencing.

Notre Dame ranked number one in the country (among Football Bowl Subdivision schools) in the two most recent Graduation Success Rate (GSR) surveys -- in 2009 with a 99 (including a 97 score in football that also ranked number one).

Born in Yonkers, N.Y., and raised in Yonkers and Bloomington, Ind., Swarbrick is a 1976 magna cum laude graduate of Notre Dame with a bachelor's degree in economics. Upon graduating from Stanford University Law School in 1980, he returned to Indiana to accept a position as an associate in the Indianapolis law firm Baker & Daniels. He made partner in 1987 and spent 28 years overall with the firm.

As a member of the Indiana Sports Corporation, including the chairmanship from 1992 to 2001, Swarbrick led most of the city's successful proposals to a wide array of athletics organizations – from the National Football League to the United States Olympic Committee to the Big Ten Conference. His leadership efforts resulted in the city earning the right to play host to the 2012 Super Bowl in Indianapolis at Lucas Oil Stadium; becoming the home of the National Collegiate Athletic Association national headquarters in 1999; hosting the 1987 Pan American Games, 1991 World Gymnastics Championships, NCAA Men's Basketball Final Fours and other college championship competitions and an array of national and world championships in Olympic sports.

Swarbrick's practice at Baker & Daniels focused on the representation of owners of sports teams and organizations that sanction or conduct athletic competitions. He served as general counsel for numerous national governing bodies of Olympic sports, including USA Gymnastics and USRowing, and as a consultant to the 1996 Summer Olympic Games in Atlanta.

In his work as an advisor to the NCAA, Swarbrick coordinated the men's College Basketball Partnership, an NCAA-led group that addresses the opportunities and challenges in the sport, and developed the business plan for the new NBA/NCAA youth basketball enterprise, iHoops. In 2000 Swarbrick received one of the NCAA's highest honors, The Flying Wedge Award, for his work in establishing Indianapolis as the new home of the NCAA. In 2001 the State of Indiana presented him with the Sagamore of the Wabash Award.

Born March 19, 1954, Swarbrick was named Notre Dame's 12th athletics director on July 16, 2008. He and his wife, Kimberly, are the parents of four children: Kate, a 2010 graduate of St. Louis University; Connor, a senior at Wake Forest University; Cal, a freshman at TCU; and Christopher, a high school senior.



There's No Place Like Notre Dame

Notre Dame. Just the mention of the name evokes visions of legends. Knute Rockne, George Gipp, the Four Horsemen, Ara Parseghian, Joe Montana, Tim Brown and Brady Quinn are only a few included in its lengthy history book that adds a new chapter every year. No other university can claim a football tradition as rich, as colorful, as unique or as lasting.

But the University of Notre Dame's football tradition is more than tales of gridiron glories. It's a special story woven through the years by an extraordinary spirit and intangible mystique that continue to shine as brightly as the Golden Dome on a sunny autumn afternoon.

Notre Dame's tradition is its future as well as its past. Its historically underdog spirit combined with the University's ongoing philosophy of combining the pursuit of both academic and athletic excellence makes Notre Dame an institution bent on achievement at all levels.




**NOTRE DAME
FIGHTING IRISH
NATIONAL
CHAMPIONS**

1924	10-0-0
1929	9-0-0
1930	10-0-0
1943	9-1-0
1946	8-0-1
1947	9-0-0
1949	10-0-0
1966	9-0-1
1973	11-0-0
1977	11-1-0
1988	12-0-0

**PLAY LIKE
A CHAMPION
TODAY**

844	Notre Dame has totaled 844 victories in its storied history to rank third in college football.
.733	The Fighting Irish have amassed a win percentage of .733 that is second in the nation.
30	Notre Dame has participated in 30 bowl games and has been invited to BCS games in two of the last five seasons.
11	No school can claim more than the 11 consensus national championships won by Notre Dame.
7	Notre Dame has had seven players win the coveted Heisman Trophy as the top player in the land. No school has had more recipients of the award.





Notre Dame Heisman Trophy Winners

1943	Angelo Bertelli	1956	Paul Hornung
1947	John Lujack	1964	John Huarte
1949	Leon Hart	1987	Tim Brown
1953	John Lattner		

Exceptional Education

Since its founding, Notre Dame has stressed mixing academics with faith and has done so while becoming one of the top institutions of higher learning in the nation. Featuring five undergraduate colleges (Arts and Letters, Science, Architecture, Engineering and Business), the First Year of Studies, the Graduate School and the Law School, the University finds itself attracting some of the top students and faculty in the country. Students also participate in cutting edge research and diverse study abroad opportunities, enabling Notre Dame to offer one of the top academic experiences in the world.



1	Ranking of the Mendoza College of Business by <i>BusinessWeek</i> , in its annual survey of undergraduate business programs.
22	Ranking of the Notre Dame Law School by <i>U.S. News and World Report</i> .
42	National Endowment for the Humanities fellowships won by faculty in the College of Arts and Letters, more than any other university in the nation.
5	Publications in which the University of Notre Dame is ranked among the top 25 institutions of higher learning (<i>U.S. News and World Report</i> , <i>Princeton Review</i> , <i>Time</i> , <i>Kiplinger's</i> and <i>Kaplan/Newsweek</i>).





First Year of Studies

The First Year of Studies program provides all first-year students with the opportunity to gain a wide-ranging liberal arts background before choosing a specific major within Notre Dame's five undergraduate colleges. A progressive advising program for all student-athletes enables the University to follow the academic progress of all student-athletes on a regular basis. Key to the program is the fact that it is not run by the athletics department but by the University administration.

Student-Athlete Success

Notre Dame expects the best out of its student-athletes just as it does of every other student on campus. Notre Dame has had unprecedented academic success among its athletes, consistently ranking among the top NCAA Football Bowl Subdivision schools in graduation rates and academic progress. With more Academic All-Americans than any other school since 2000, Irish athletes have shown themselves capable of performing in the classroom while competing on the field at an elite level.


14	Programs honored by the NCAA for Academic Progress Rate scores in 2010, more than any other of the 120 Football Bowl Subdivision universities. The APR measures multi-year academic success by team members.
8	Irish teams which recorded a perfect score of 1,000 in the NCAA's 2010 Academic Progress Rate report, more than any other Football Bowl Subdivision institution. Notre Dame also had 13 additional programs with scores of 990 or better and all 26 varsity teams placed above NCAA standards.
19	Programs which achieved a perfect 100 percent graduation rate according to the NCAA's Graduation Success Rate, tied for most among Football Bowl Subdivision institutions.
100	Federal graduation rate percent achieved by 10 Irish teams, according to the latest NCAA figures. Notre Dame had 11 teams ranked first in their respective sport.
.863	Percentage of Irish varsity sports (19 of 22) to achieve a perfect 100 percent graduation rate according to the NCAA's Graduation Success Rate. Notre Dame was one of only seven institutions with at least half its programs achieving a 100 percent graduation rate and no other school saw more than 78 percent of its programs achieve a perfect score.
1	According to 2009 NCAA Graduation Success Rate results, Notre Dame ranked first in the nation in graduation rates among all student-athletes (99 percent), male student-athletes (98 percent), female student athletes (100 percent), black student-athletes (97 percent) and football student-athletes (96 percent).



Excellence in the Classroom

While Notre Dame's football teams have compiled some legendary records on the field, its players also have achieved outstanding marks for earning degrees on the academic side of campus. Of the 1,031 scholarship football players since 1962 who have stayed at Notre Dame at least four years, 1,018 players (98.74 percent) have earned their degree from Notre Dame.

98.74	The graduation rate of Fighting Irish football players who have stayed at Notre Dame at least four years since 1962.
55	The number of Academic All-Americans produced by the Notre Dame football program. That total ranks second in the nation.
8	The number of times Notre Dame has won the American Football Coaches Association Academic Achievement Award, second most of all schools. The AFCA annually honors the school with the highest graduation rate based on a particular entering class.



Chris Stewart
 Offensive guard Chris Stewart graduated from the University of Notre Dame in May 2009 with a degree in history, completing his coursework in three and a half years. He earned a 3.536 cumulative grade-point average and this fall embarked on a new challenge as he was accepted into Notre Dame's law school. He is believed to be the first active Notre Dame football player to simultaneously be enrolled in Notre Dame's law school and be a starter on the Fighting Irish football team.



Notre Dame Football

219

Consecutive Home Sellouts

43

College Football Hall of Famers

103

Winning Seasons

30

Bowl Appearances



222

Consecutive Televised Games

11

National Championships

55

Academic All-Americans

7

Heisman Trophy Winners

184

First-Team All-Americans

6

Hall of Fame Coaches

466

Notre Dame players drafted into the NFL

99

Percent Graduation Rate



2010 Schedule

September

- 4 PURDUE W, 23-12
- 11 MICHIGAN L, 28-24
- 18 at Michigan State L, 34-31
- 25 No. 16 STANFORD L, 37-14



October

- 2 at Boston College W, 31-13
- 9 PITTSBURGH W, 23-17
- 16 WESTERN MICHIGAN W, 44-20
- 23 at Navy L, 35-17
(New Meadowlands)
- 30 TULSA L, 28-27



November

- 13 No. 15 UTAH W, 28-3
- 20 vs. ARMY W, 27-3
(Yankee Stadium)
- 27 at USC W, 20-16



December

- 31 vs. Miami Noon MT
(Hyundai Sun Bowl)

