



# 2016-17 NOTRE DAME HOCKEY GAME NOTES

Fighting Irish Media ▶ Dan Colleran ▶ dcollera@nd.edu ▶ 574-339-9810 (c) ▶ UND.com/NDHockey

## 2016-17 SCHEDULE

### OCTOBER

2	USNTDP (Exhibition)	W, 5-1
7	Arizona State [CSN+]	W, 9-2
8	Arizona State	W, 4-2
14	at #4/4 Minnesota Duluth [FCS]	L, 4-3
15	at #4/4 Minnesota Duluth	W, 3-1
21	Penn State [CSN+]	T, 3-3 (ot)
22	Penn State [NBCSN]	L, 3-2 (ot)
27	Connecticut * [CSN]	L, 4-2
28	Connecticut *	W, 6-2

### NOVEMBER

12	at Northeastern *	W, 5-2
13	at Northeastern *	T, 0-0
17	#5/6 UMass Lowell *	L, 4-1
18	#5/6 UMass Lowell *	W, 4-1
25	Holy Cross \$	W, 5-3
26	Clarkson \$	L, 2-0

### DECEMBER

2	at Massachusetts * [ASN]	L, 5-4
3	at Massachusetts *	W, 3-0
10	#3/4 Boston College * [NBCSN]	W, 3-2
31	Alaska	W, 5-0

### JANUARY

1	Alaska	W, 4-0
6	Michigan Tech [NBCSN]	W, 3-1
7	Michigan Tech [NBCSN]	L, 4-2
13	at Merrimack *	W, 2-1
14	at Merrimack *	L, 4-2
20	New Hampshire *	T, 2-2 (ot)
21	New Hampshire *	W, 3-0
28	at #11/13 Boston College *	L, 6-4

### FEBRUARY

3	#12/13 Vermont * [NBCSN]	T, 4-4 (ot)
4	#12/13 Vermont * [NBCSN]	W, 4-1
10	at Maine * ^	W, 3-2
11	at Maine *	W, 4-2
17	#10 Providence * [NBCSN]	W, 4-1
18	#10 Providence * [NBCSN]	T, 3-3 (ot)
24	at #5/6 Boston University * [ASN]	W, 3-1
25	at #5/6 Boston University *	L, 4-1

### MARCH

10	#10 Providence &	W, 5-0
11	#10 Providence &	W, 5-2
17	#4/5 UMass Lowell % [NESN]	5:00 p.m.
18	Hockey East Championship %	7:00 p.m.
24-26	NCAA Regionals @	TBA

### APRIL

6	NCAA Frozen Four #	TBA
8	NCAA Frozen Four #	TBA

#### Home Games in bold

All times are subject to change and listed in EST [denotes television coverage]

\* - denotes a Hockey East game

\$ - Shillelagh Tournament (at Notre Dame, Ind.)

^ - Cross Insurance Arena (Portland, Maine)

& - Hockey East Quarterfinals | Compton Family Ice Arena

% - TD Garden (Boston, Mass.)

@ - 2017 NCAA Regionals

East Regional [Providence, R.I.]

West Regional [Fargo, N.D.]

Midwest Regional [Cincinnati, Ohio]

Northeast Regional [Manchester, N.H.]

# - 2017 NCAA Frozen Four hosted by the University of Notre Dame and the Chicago Sports Commission [United Center | Chicago, Ill.]

## Hockey East Semifinals



### #9/10 University of Notre Dame Fighting Irish

(21-10-5, 12-6-4 HEA)



### #4/5 UMass Lowell River Hawks

(23-10-3, 14-7-1 HEA)



#### GAME 37

**Matchup:** Notre Dame vs. UMass Lowell

**Date:** March 17

**Time:** 5:05 p.m. (ET)

**Site:** Boston, Massachusetts

**Arena:** TD Garden

**Television:** NESN

**Play-By-Play:** Alex Faust

**Analyst:** Billy Jaffe

**Rink Side:** Nikki Reyes

**Live Streaming:** ESPN3 | WatchESPN

**Live Radio | Audio:** WZOC 94.3 FM | WatchND

**Play-by-Play:** Darin Pritchett

**Live Stats:** HockeyEastOnline.com

**Live Updates:** @NDHockey

**Series History:** UML leads, 8-2-2 (12 games)

#### OVERVIEW

▶ After sweeping Providence in the quarterfinals, Notre Dame returns to the Hockey East Championship semifinals for the first time since their only other appearance in 2014.

▶ The Fighting Irish are 7-1-2 over their last 10 games.

▶ UMass Lowell and Notre Dame have not met since splitting their regular-season series at the Compton Family Ice Arena on Nov. 17-18 when each team posted a 4-1 win.

#### What's Inside

University Information & Quick Facts	2
Notes	1-7
Series History vs. UMass Lowell	2
National Polls & Notre Dame in the Polls	4
2016-17 Honors & Awards	4
Roster by Major/School	5
Notre Dame Roster & Coaching Staff	8
Geographic Breakdown	8
Head Coach Jeff Jackson	9
The Last Time ...	10
Notre Dame's Record When ...	10
2016-17 Stats	11-16
2016-17 Individual Game-by-Game	17
2016-17 Box Scores	18-26
Individual Player Pages/Career Highs	27-38
Cal Petersen Notes/In The Records Book	39-42

▶ After an impressive performance against Providence, Cal Petersen was named the Hockey East Defensive Player of the Week (March 13).

▶ Petersen now has a .930 save percentage (first in Hockey East, sixth in the NCAA) and a 2.05 goals against average (first in Hockey East and eighth in the NCAA) on the season.

# 86

Junior goaltender **Cal Petersen** has started 86 consecutive games in the Irish net dating back to a 5-1 win over Maine on Feb. 7, 2015. It is the fourth-longest streak in NCAA history (men's DI).

# 9

In a trend that continues versus UMass Lowell, nine of Notre Dame's last 11 games have come against teams ranked #13 or better in the national polls (ND is 7-2-2 in those 11 games).

# 2

Junior forward **Anders Bjork** is just the second player to be named a Hockey Humanitarian Finalist and a Hobey Baker Top-10 Finalist in the same season, joining Cody Reichard of Miami (2012).



NDHockey



ND\_Hockey



NotreDameHockey

**UNIVERSITY INFORMATION**

School: ..... University of Notre Dame  
 Location: ..... Notre Dame, IN 46556  
 Founded: ..... 1842  
 Enrollment: ..... 8,475 (undergraduate), 12,126 (total)  
 Nickname: ..... Fighting Irish  
 Colors: ..... Gold and Blue  
 Affiliation: ..... NCAA Division I  
 Conference: ..... Hockey East Association (HEA)  
 President: ..... Rev. John I. Jenkins, C.S.C. (Notre Dame '76)  
 Provost: ..... Thomas Burish  
 NCAA Faculty Representative: ..... Patricia Bellia (Harvard '91)  
 Athletics Director: ..... Jack Swarbrick (Notre Dame '76)  
 Sr. Assoc. Athletic Director/Sport Administrator: ..... Tom Nevala (Notre Dame '90)  
 Ticket Office Phone: ..... (574) 631-7356  
 Home Ice (capacity): ..... Compton Family Ice Arena (5,022)  
 Ice Surface: ..... Charles "Lefty" Smith Rink  
 Ice Surface: ..... 200 x 90

**HOCKEY STAFF INFORMATION**

Head Coach: ..... Jeff Jackson (Michigan State '78)  
 Record at Notre Dame: ..... 266-165-52 (12th season)  
 Record Overall ..... 448-217-77 (18th season)  
 Hockey East Record/Years: ..... 46-27-123(fourth season)  
 Associate Head Coach: ..... Paul Pooley (Ohio State '84)  
 Associate Coach: ..... Andy Slaggert (Notre Dame '89)  
 Volunteer Assistant Coach: ..... Kevin Lind (Notre Dame '14)  
 Coordinator of Hockey Operations: ..... Nick Siergiej (Wisconsin-River Falls '06)  
 Athletic Trainer: ..... Kevin Ricks  
 Equipment Specialist: ..... Scott Eastman  
 Strength and Conditioning: ..... Tony Rolinski  
 Senior Team Managers: ..... Taek Lee, Meghan Thompson, Amelia Legault-Laroche  
 Administrative Assistant: ..... Sue Halasz  
 Hockey Office Phone: ..... (574) 631-3630  
 Hockey Office Fax: ..... (574) 631-4897

**MEDIA RELATIONS INFORMATION**

Associate Director, Athletics Communications (Hockey SID): ..... Dan Colleran  
 Office Phone: ..... (574) 631-7519  
 Cell Phone: ..... (574) 339-9810  
 Hockey Media Relations E-Mail: ..... dcollera@nd.edu  
 Compton Family Ice Arena Press Box Phone: ..... (574) 631-4899  
 Mailing Address: ..... University of Notre Dame  
 100 Compton Family Ice Arena  
 Notre Dame, IN 46629  
 Web Site: ..... www.und.com/NDHockey  
 Twitter: ..... @NDHockey  
 Instagram: ..... ND\_Hockey  
 Facebook: ..... facebook.com/NotreDameHockey  
 Snapchat ..... NotreDameHockey

**TEAM INFORMATION**

2015-16 Overall Record: ..... 19-11-7  
 2015-16 Hockey East Record/Finish ..... 15-5-2 (3rd)  
 2015-16 Postseason: ..... Hockey East Quarterfinals  
 ..... NCAA Midwest Regional Semifinals  
 Letter Winners Returning: ..... 17 (10 forwards, 5 defensemen, 2 goaltenders)  
 Letter Winners Lost: ..... 7 (4 forwards, 2 defensemen, 1 goaltender)  
 Newcomers: ..... 8 (5 forwards, 2 defensemen, 1 goaltender)  
 2016-17 Captain: ..... Cal Petersen (C)  
 2016-17 Alternate Captains: ..... Anders Bjork (A), Jake Evans (A)  
 ..... Luke Ripley (A)  
 NCAA Appearances ..... Eight (Last: 2016)  
 NCAA Frozen Four Appearances ..... Two (2008 & 2011)  
 All-Americans ..... 12 players/13 times (Last: Robbie Russo in 2015)  
 Academic All-Americans ..... Nine (Last: Peter Schneider in 2015)

**BY THE NUMBERS (national rank/60)**

Category	UML	ND
Goals/game	3.65 (7)	3.33 (12)
GAA/game	2.38 (13)	2.17 (6)
Power Play %	27.4 (3)	18.0 (34)
PK %	85.6 (10)	85.1 (12)
PIM/game	11.5 (46)	11.1 (50)

**2016-17 REGULAR-SEASON SERIES VS. UML**

▶ Notre Dame hosted the River Hawks for a regular-season series on Nov. 17-18, with each team posting a 4-1 win to split the series.  
 ▶ After jumping out to a 2-0 lead early in the second period, UMass Lowell won game one, 4-1.  
 ▶ C.J. Smith scored twice in that win, including an empty net tally.  
 ▶ Anders Bjork, Andrew Peeke and Bobby Nardella each found the back of the net during a three-goal second period to lead the Irish to a 4-1 win in game two.  
 ▶ Nardella added two assists to go along with his goal in the second stanza, while Bjork and Peeke each finished with a goal and an assist on the night.  
 ▶ Petersen stopped 21 of the 22 shots he faced on the night to earn the win.

**ND IN THE PLAYOFFS UNDER JACKSON**

▶ Notre Dame is 32-26-0 in playoff games under 12th-year head coach Jeff Jackson, including trips to the Frozen Four in 2008 and 2011:

Hockey East:	8-7-0
CCHA:	18-12-0
NCAA Tournament:	6-7-0
<b>Total:</b>	<b>32-26-0</b>

**NOTRE DAME'S HEA PLAYOFF HISTORY**

▶ In four seasons of Hockey East play, the Irish made four appearances in the quarterfinals and previously advanced to the semifinals in 2014.  
 ▶ In 2014, Notre Dame was the No. 8 seed and defeated No. 9 Boston University, 3-2, to advance to the quarterfinals.  
 ▶ In the 2014 quarterfinals, the Irish downed No. 1 seed Boston College, two games to one, to advance to the semifinals, where Notre Dame lost to UMass Lowell by a score of 4-0.

**LUCK OF THE IRISH**

▶ The Irish are 1-1-0 all time in games played on St. Patrick's day (1-0-0 under head coach Jeff Jackson).  
 ▶ Notre Dame's first game on St. Patrick's day was a 4-0 CCHA semifinal loss to Michigan State in 2000 (Joe Louis Arena).  
 ▶ Then 10 years ago on March 17, 2007, the Irish skated to a 2-1 win over Michigan in the CCHA Championship game (Joe Louis Arena).

**Series History**

**NOTRE DAME VS. UMASS LOWELL**

▶ The Irish and River hawks have met 12 times and each of those meetings have come since Notre Dame joined Hockey East.  
 ▶ The teams met in the semifinals of the 2014 Hockey East Tournament semifinals, with the River Hawks posting a 4-0 win at the TD Garden.  
 ▶ UMass Lowell and Notre Dame also met in the quarterfinals of the 2015 Hockey East Tournament, with Lowell advancing, two games to one.

**THE SERIES**

Series: UMass Lowell leads 8-2-2 (12 games)  
 At Notre Dame: UMass Lowell leads 2-1-1  
 At Lowell: UMass Lowell leads 5-1-1  
 At Neutral Sites: UMass Lowell leads 1-0-0  
 Overtime Wins: None  
 One-Goal Wins: UMass Lowell 1, ND 0

YEAR	SITE	W/L/T	SCORE
2013-14	UMass Lowell	L	0-1
	UMass Lowell	L	1-3
	Boston, Mass. (N)	L	0-4
2014-15	Notre Dame	L	1-3
	Notre Dame	T (ot)	2-2
	UMass Lowell	L	0-5
2015-16	UMass Lowell	W	4-2
	UMass Lowell	L	4-6
	UMass Lowell	T (ot)	2-2
2016-17	UMass Lowell	L	1-3
	Notre Dame	L	1-4
	Notre Dame	W	4-1

**INDIVIDUAL STATS VS. UMASS LOWELL**

Anders Bjork	9 GP	3-3-6
Jordan Gross	9 GP	1-3-4
Connor Hurley	9 GP	1-3-4
Dylan Malmquist	3 GP	0-2-2
Jake Evans	9 GP	0-2-2
Dennis Gilbert	4 GP	1-0-1
Bobby Nardella	3 GP	1-3-4
Luke Ripley	9 GP	0-1-1
Ben Ostlie	9 GP	0-1-1
Andrew Oglevie	4 GP	0-0-0
Dawson Cook	6 GP	1-0-1
Jack Jenkins	4 GP	0-1-1
Joe Wegwerth	4 GP	0-0-0
Tony Bretzman	5 GP	0-0-0
Cam Morrison	2 GP	0-0-0
Cal Burke	2 GP	0-2-2
Mike O'Leary	1 GP	0-0-0
Tory Dello	2 GP	0-0-0
Andrew Peeke	2 GP	1-1-2
Bo Brauer	1 GP	0-0-0

**Goaltending**

Cal Petersen	7-7 GP-GS, 382:05 Min, 21 GA	3.30 GAA, .874 Sv. %
Chad Katunar	4-2 GP-GS, 161:01 Min, 5 GA	1.86 GAA, .938 Sv. %

**AWARD SEASON**

- ▶ The awards are starting to roll in and on March 15 Dennis Gilbert (Best Defensive Defenseman) and Andrew Peeke (All-Rookie Team) picked up Hockey East Awards.
- ▶ Gilbert has played in all 36 games this season and chipped in a career-high 21 assists, which rank third on the team.
- ▶ Gilbert leads all of Hockey East by a considerable margin in plus/minus, as he will carry a +28 rating into this weekend's conference tournament semifinal (ranks third nationally).
- ▶ Peeke has skated in all 36 games and was the only defenseman selected to the All-Rookie Team.
- ▶ He has scored four goals and added nine assists for 13 points and becomes the fourth Notre Dame player to be named to the Hockey East All-Rookie team, joining Vince Hinostroza (2014), Cal Petersen (2015) and Bobby Nardella (2016).

**BJORK NAMED TO HOBEY TOP TEN**

- ▶ Junior forward Anders Bjork was been named one of the 10 finalists for the 2017 Hobey Baker Award, becoming just the third player in program history to be named a top-10 finalist (he joins forward Dave Poulin in 1982 and goaltender David Brown, who made the top 10 and finished as the runner-up in 2007).
- ▶ Bjork, who is one of five finalists for the 2017 Hockey Humanitarian Award, is just the third player to be a top-10 finalist for the Hobey Baker Memorial Award and a finalists for the Hockey Humanitarian Award in the same season (joining Nic Dowd of St. Cloud State in 2014 and Cody Reichard of Miami in 2012).

**LAST WEEKEND: IRISH SWEEP INTO SEMIS**

- ▶ Five different players scored and 11 total tallied points in a balanced scoring effort as the Irish defeated Providence 5-0 in the first game of a best-of-three quarterfinal Hockey East playoff series at Compton Family Ice Arena.
- ▶ Jordan Gross had the eventual game winner and added an assist, while Jake Evans and Jack Jenkins also finished with a goal and an assist.
- ▶ Cal Petersen stopped all 43 shots he faced to post his sixth shutout of the season and the 11th of his career, while also notching the second assist of the season/his career.
- ▶ Petersen became the first goaltender to shutout Providence in 87 games, dating back to his own shutout of Providence on Feb. 13, 2015.
- ▶ In game two, the Irish also notched five goals en route to a 5-2 win.

- ▶ Cam Morrison, Jordan Gross, Bobby Nardella and Dylan Malmquist all scored for the Irish, with Malmquist chipping in two empty net goals in the final 1:05 of the game.
- ▶ Anders Bjork added a pair of assists, while Andrew Oglevie finished with a career-high three assists.

**FIRST ROUND BYES UNDER JACKSON**

- ▶ Head Coach Jeff Jackson has lead the Irish to a first round bye seven times (the first five byes came when Notre Dame played in the CCHA).
- ▶ In six of the seven seasons that Notre Dame earned a first round bye under Jackson, it went on to win its quarterfinal series and three of the five times (2007, 2009 and 2013) it won the CCHA tournament championship.

**IRISH CHAMPIONSHIP HISTORY**

- ▶ The Fighting Irish have won five conference championships, all of which came in CCHA play.
- ▶ Regular-Season Championships: 2006-07 and 2008-09.
- ▶ Conference Tournament Championships: 2006-07, 2008-09, 2012-13.

**NOTRE DAME IN THE NCAA TOURNAMENT**

- ▶ Last season, the Fighting Irish made their eighth all-time appearance in the NCAA Championship field, including their sixth since 2008.
- ▶ Under Head Coach Jeff Jackson, the Irish made Frozen Four trips in 2008 and 2011.

**Current Irish in the National Hockey League Draft**



**Connor Hurley**  
2013 | Second Round | 38th Overall  
Buffalo Sabres



**Cal Petersen**  
2013 | Fifth Round | 129th Overall  
Buffalo Sabres




**Anders Bjork**  
2014 | Fifth Round | 146th Overall  
Boston Bruins



**Jake Evans**  
2014 | Seventh Round | 207th Overall  
Montreal Canadiens



**Joe Wegwerth**  
2014 | Fourth Round | 92nd Overall  
Florida Panthers



**Dennis Gilbert**  
2015 | Third Round | 91st Overall  
Chicago Blackhawks



**Cam Morrison**  
2016 | Second Round | 40th Overall  
Colorado Avalanche



**Andrew Peeke**  
2016 | Second Round | 34th Overall  
Columbus Blue Jackets



**USCHO.com Division I Men's Poll (March 13, 2017)**

Rk.	Team (1st-place votes)	Record	Points	Last Wk.
1.	Denver (48)	28-6-4	998	1
2.	Harvard (2)	24-5-2	936	2
3.	Minnesota Duluth	23-6-7	915	3
4.	UMass Lowell	24-10-3	798	4
5.	Minnesota	23-10-3	776	5
6.	Union	25-8-3	752	6
7.	Boston University	23-10-3	714	8
8.	Western Michigan	22-10-5	701	7
9.	Cornell	20-7-5	577	9
10.	<b>Notre Dame</b>	<b>21-10-5</b>	<b>566</b>	<b>12</b>
11.	North Dakota	20-14-3	471	14
12.	Providence	22-11-5	423	10
13.	Ohio State	20-10-6	390	15
14.	Boston College	20-14-4	339	17
15.	Penn State	21-11-2	331	11
16.	Vermont	20-13-5	229	13
17.	Air Force	24-9-5	181	18
18.	Wisconsin	19-14-1	173	16
19.	Quinnipiac	23-14-2	111	NR
20.	Canisius	21-10-7	51	NR

**Others receiving votes:** Michigan Tech 27, Omaha 21, St. Lawrence 11, Bowling Green 5, Bemidji State 2, St. Cloud State 2.

**USA Today/USA Hockey Magazine College Hockey Poll (March 12, 2017)**

Rk.	Team, Points (1st-place votes)	Last Week	Record
1.	University of Denver, 509 (33)	1	28-6-4
2.	Harvard University, 466 (1)	2	24-5-2
3.	Minnesota Duluth, 452	3	23-6-7
4.	University of Minnesota, 375	5	23-10-3
5.	UMass Lowell, 359	4	24-10-3
6.	Union College, 332	7	25-8-3
7.	Boston University, 322	6	23-10-3
8.	Western Michigan University, 303	8	22-10-5
9.	<b>University of Notre Dame, 221</b>	<b>12</b>	<b>21-10-5</b>
10.	Cornell University, 215	9	20-7-5
11.	University of North Dakota, 150	13	20-14-3
12.	Providence College, 121	10	22-11-5
13.	Ohio State University, 110	15	20-10-6
14.	Penn State University, 79	11	21-11-2
15.	Boston College, 40	--	20-14-4

**Others Receiving Votes:** United States Air Force Academy, 16; University of Vermont, 7; Quinnipiac University, 3.

**Notre Dame in the Polls**

Date	USCHO.com	USAToday
Preseason	9	8
Oct. 10	5	6
Oct. 17	3	4
Oct. 24	7	6
Oct. 31	9	9
Nov. 7	9	9
Nov. 14	9	9
Nov. 21	12	11
Nov. 28	12	12
Dec. 5	14	13
Dec. 12	12	14
Dec. 19	12	12
Jan. 2	12	12
Jan. 9	13	13
Jan. 16	14	15
Jan. 23	15	15
Jan. 30	17	RV
Feb. 6	16	RV
Feb. 13	15	RV
Feb. 20	13	14
Feb. 27	12	12
March 7	12	12
March 12	10	9

► Prior to Oct. 10-17 of this season, the last time the Irish had reached the top five in the polls was on Nov. 11, 2013 (No. 4 in USCHO.com and No. 3 in the USA Today/USA Hockey Magazine).

**PETERSEN RANKS**

► Cal Petersen's rankings among goaltenders:

Category	Hockey East	NCAA
GAA (2.05)	1	8
Save % (.930)	1	6
Shutouts (6)	1	T-1
Wins (21)	3	T-10
Games Started (36)	4	T-5

**RICHTER SEMIFINALIST**

► Cal Petersen was named one of 10 semifinalists for the 2017 Mike Richter Award, which was announced by *Let's Play Hockey* and the Herb Brooks Foundation (March 9).

► The Mike Richter Award has been presented annually since 2014 to the most outstanding goaltender in NCAA men's hockey.

► Five finalists for the 2017 award will be announced on Thursday, March 23, while the winner will be presented on Friday, April 7, at the 2017 Frozen Four in Chicago.

► Petersen has been a nominee for the Mike Richter Award in each of his three seasons with the Fighting Irish.

**IRISH STREAKS AND TRENDS**

► Jordan Gross has a two-game point streak (2-1-3), as does Anders Bjork (0-3-3)

► Andrew Oglevie has a two-game point streak (1-3-4) and he has notched at least one point in 14 of Notre Dame's last 16 games (10-9-19).

► Dating back to Dec. 2, Jake Evans has notched at least one point in 19 of Notre Dame's last 22 games (10-16-26).

► The Irish are 12-4-2 since returning from break (Dec. 31).

**BJORK A HUMANITARIAN FINALIST**

► Junior forward Anders Bjork has been selected as one of the five finalist for the 2017 Hockey Humanitarian award, which is presented annually to college finest citizen for leadership in community service.

► Bjork was announced as one of 15 nominees for the award on Jan. 19 and then on Feb. 2,

**2016-17 Honors**

**Anders Bjork**

- Hobey Baker Top Ten Finalist (March 15)
- Hockey Humanitarian Award Finalist (Feb. 2)
- Hockey East ROTC Three Stars Award
- Hockey East Player of the Month (Nov. 2)
- 2x Hockey East Player of the Week (Oct. 10 & Dec. 12)
- 2016 Shillelagh Tournament All-Tournament Team (Nov. 26)
- 3x Hockey East Honor Roll (Oct. 31, Nov. 28, Feb. 20)

**Tory Dello**

- 2016 Shillelagh Tournament All-Tournament Team (Nov. 26)

**Jake Evans**

- 3x Hockey East Honor Roll (Dec. 5, Jan. 23, Feb. 27)

**Dennis Gilbert**

- Hockey East Best Defensive Defenseman (March 15)
- Hockey East Player of the Week (Jan. 13)

**Jordan Gross**

- Hockey East Honor Roll (Jan. 2)

**Cam Morrison**

- 2x Hockey East Honor Roll (Jan. 2, March 13)

**Bobby Nardella**

- 2x Hockey East Honor Roll (Oct. 10, Nov. 21)

**Andrew Oglevie**

- 6x Hockey East Honor Roll (Oct. 17, Jan. 16, Jan. 30, Feb. 6, Feb. 13, March 13)

**Andrew Peeke**

- Hockey East All-Rookie Team (March 15)
- 2x Hockey East Honor Roll (Jan. 9, Jan. 23)

**Cal Petersen**

- Named a Mike Richter Award Finalist (March 9)
- Vote For Hobey Baker Candidate (Jan. 30)
- 3x Hockey East Defensive Player of the Week (Jan. 2, Feb. 20, March 13)
- 6x Hockey East Honor Roll (Oct. 17, Nov. 21, Jan. 16, Jan. 23, Feb. 6, Feb. 27)
- ASN National Player of the Week (Jan. 23)

**HOCKEY EAST STANDINGS**

	Hockey East					Overall							
	GP	W	L	T	Pts	GF	GA	W	L	T	GF	GA	
1	UMass Lowell	22	14	7	1	29	76	51	24	10	3	135	88
	Boston University	22	13	6	3	29	64	47	23	10	3	115	81
	Boston College	22	13	6	3	29	74	56	20	14	4	126	98
4	Notre Dame	22	12	6	4	28	67	51	21	10	5	120	78
5	Providence	22	12	7	3	27	66	57	22	11	5	116	89
6	Vermont	22	10	8	4	24	61	63	20	13	5	122	106
7	Merrimack	22	8	8	6	22	57	60	15	16	6	90	96
8	Northeastern	22	9	10	3	21	73	71	18	15	5	140	113
9	Connecticut	22	8	10	4	20	55	61	12	16	8	96	104
10	New Hampshire	22	7	11	4	18	69	77	15	20	5	124	136
11	Maine	22	5	15	2	12	57	79	11	21	4	102	125
12	Massachusetts	22	2	19	1	5	42	88	5	29	2	66	132

the committee announced the five finalists including, Bjork, Collin Delia (Merrimack), Danny Divis and Justin McKenzie (St. Michael's), David Goodwin (Penn State) and Mike Nervick (Quinnipiac).

► The 2017 Hockey Humanitarian Award recipient will be recognized in a ceremony on Friday, April 7, at the 2017 Frozen Four.

► Bjork spends a lot of time volunteering in the community, especially with a third grade class just a few blocks south of campus at the Perley Fine Arts Academy in South Bend.

**BJORK PLAYING LEAD ROLE**

► Junior forward Anders Bjork, a 2014 fifth-round pick by Boston, is one of the country's leading scorers with 19 goals and 28 assists for 47 points.

► The Irish are 20-5-2 when Bjork registers at least one point (1-5-3 when he does not and is in the lineup, 0-0-1 when he is out of the lineup).

► The Irish are 10-3-0 when he scores at least one goal.

► Bjork has posted 14 multi-point games this season, including four-point games against Arizona State (Oct. 8) and UConn (Oct. 28).

► Bjork became the first Irish player to reach the 45-point plateau since 2010-11, when T.J. Tynan had 54 points.

► Bjork reached the 25-point plateau in his 15th game of the season, marking the fastest any Notre Dame player has reach 25 points in the Coach Jackson era (and dating back to at least 2001-02).

► Bjork notched the 100th point of his Irish career with an assist versus Providence (Feb. 18), becoming the 51st player in program history to reach 100-career points.

► Bjork became the first player to reach 100 points since Mario Lucia accomplished the feat last season and he is the first junior to do so since T.J. Tynan and Anders Lee in 2013.

► Bjork, who is part of the fourth father-son duo to play at Notre Dame, joins his father Kirt as the first father-son tandem to each register 100-career points at Notre Dame (Kirt was a 1983 All-American who totaled 161 points on 76 goals and 85 assists).

**BJORK RANKS**

Category	HEA Rank*	NCAA Rank*
Goals (19)	t-9th	t-23rd
Assists (28)	t-8th	t-16th
Points (47)	6th	t-11th
GWG (5)	t-3rd	t-7th
Pts./game (1.34)	6th	11th

**JACKSON RANKS (entering the weekend)**

► Head Coach Jeff Jackson is near the top of the list in active career winning percentage (minimum of five Division I seasons):

.6569 -- Rick Bennett, Union (163-77-34)

**.65566--Jeff Jackson, Notre Dame (448-217-77)**

.65494 -- Red Berenson, Michigan (848-425-92)

**IRON MAN CAL**

► Cal Petersen has started 85 consecutive games in the Notre Dame net, dating back to a 5-1 win at Maine on Feb. 7, 2015.

**Consecutive Goaltender Starts (NCAA DI)**

1. Ben Scrivens, Cornell (2007-10) 104

2. David McKee, Cornell (2004-06) 102

3. Andrew Volkening, Air Force (2007-10) 97

**4. Cal Petersen, Notre Dame (2014 -) 86**

5. John Muse, Boston College (2008-09) 81

6. Andy Illes, Cornell (2011-14) 80

7. Dan Murphy, Clarkson (1994-98) 80

8. John Lothrub, Minnesota (1964-66) 78

9. Joe Cannata, Merrimack (2009-12) 77

10. Brant Nicklin, M. Duluth (1996-98) 76

► Petersen has appeared in 87 straight games, dating back to a 4-4 tie at Maine on Feb. 6, 2015), which ranks fifth in the NCAA DI records book (see page 40).

**OGLEVIE ON THE OFFENSIVE**

► Sophomore forward Andrew Oglevie has 39 points (19-20-39) in 36 games.

► Oglevie's 39 points rank tied for 12th in Hockey East and his 19 goals are tied for ninth in the league.

► Last season as a freshman, Oglevie totalled nine points (5-4-9) in 31 games.

► Oglevie's offensive production has been boosted by increased time on the power play, where he has scored five goals and added 10 assists for 15 points.

► Oglevie notched his first career shorthanded goal at Boston College (Jan. 28).

**BJORK NAMED A TOP TEN HOBEY FINALIST**

► High-scoring junior forward Anders Bjork was named a Top Ten finalist for the 2017 Hobey Baker Memorial Award, which was announced on March 15.

► Bjork is the third player in program history to make the final ten, joining forward Dave Poulin (1982) and goaltender David Brown, who finished as the runner up in 2007.

► All 60 Division I college coaches voted for three players from their own conference and three players from the rest of the college hockey to help narrow the list to 10.

► The Hobey Baker Selection Committee, along with a second aggregate of the fan's one

**2016-17 Roster  
By School and/or Major**

**Marketing (Mendoza College of Business)**

Anders Bjork (Jr.)

Bo Brauer (Jr.)

Dawson Cook (Jr.)

**Finance (Mendoza College of Business)**

Tony Bretzman (Jr.)

Luke Ripley (Jr.)

**Management Consulting (Mendoza College of Business)**

Jake Evans (Jr.)

Jordan Gross (Jr.)

Ben Ostlie (Sr.)

Cal Petersen (Jr.)

**Mendoza College of Business**

Jack Jenkins (So.)

Dylan Malmquist (So.)

**Political Science (College of Arts & Letters)**

Dennis Gilbert (So.)

Connor Hurley (Jr.)

Bobby Nardella (So.)

Andrew Oglevie (So.)

**College of Arts & Letters**

Joe Wegwerth (So.)

**Finance & Economics (double major)**

Chad Katunar (Jr.)

**Economics & Chinese (double major)**

Peter Mark (Jr.)

**First Year of Studies**

Cal Burke (Fr.)

Tory Dello (Fr.)

Felix Holmberg (Fr.)

Cale Morris (Fr.)

Cam Morrison (Fr.)

Luke Novak (Fr.)

Mike O'Leary (Fr.)

Andrew Peeke (Fr.)

percent vote, will be combined to come up with the "Hobey Hat Trick" which will be announced on March 30.

► The winner will be announced at the 2017 NCAA Division I Men's Frozen Four, which is being hosted by the University of Notre Dame and the Chicago Sports Commission at the United Center in Chicago.

**SECOND AND THIRD PERIOD SURGES**

► This season, Notre Dame is out scoring opponents by a 43-26 margin (+17) in the second period and by a 50-26 (+24) margin in the third period.

► Notre Dame's 50 third period goals rank third in the country.

► The Fighting Irish are averaging 1.43 goals per third period, which is second in the country (Notre Dame has played only 35 third periods this season due to the shortened game at

## NHL ALUMNI REPORT



### IRISH IN THE NHL

► Ten former Notre Dame hockey players have played in the NHL this season, including several stretches where eight were in the league at the same time, marking the first time in program history when eight former players were on active NHL rosters at the same time.

► Ten is the single-season record for most former Irish players skating in the NHL during a season (nine was the previous high in 2011-12).

► On March 7, Robbie Russo (Detroit) and T.J. Tynan (Columbus) made their NHL debuts, becoming the 15th and 16th former Irish players under Jeff Jackson to play in the NHL.

► Russo and Tynan also became the 29th and 30th players in program history to reach the NHL.

► Vinnie Hinostroza scored his first career goal and added his first two career assists in Chicago's 4-3 overtime win against Vancouver (Nov. 19).

► Bryan Rust notched his first career hat trick in Pittsburgh's 8-5 win over Ottawa (Dec. 5), including a penalty shot goal (Ian Cole also had two assists in that victory).

► Rust became the third former Irish player to record an NHL hat trick, joining Palmieri (1) and Dave Poulin (5).

Ian Cole, Pittsburgh: 68 GP, 5-17-22

Eric Condra, Tampa Bay: 13 GP, 0-0-0

Vinnie Hinostroza, Chicago: 48 GP, 6-8-14

Stephen Johns, Dallas: 53 GP, 4-5-9

Anders Lee, New York Islanders: 68 GP, 25-16-41

Kyle Palmieri, New Jersey: 66 GP, 22-22-44

Bryan Rust, Pittsburgh: 50 GP, 12-13-25

Riley Sheahan, Detroit: 65 GP, 0-9-9

Robbie Russo, Detroit: 4 GP, 0-0-0

T.J. Tynan, Columbus: 3 GP, 0-0-0

Northeastern on Nov. 13).

### PETERSEN'S SHUTOUT STREAK

► From Dec. 10 - Jan. 6, Cal Petersen went 207:10 without allowing a goal, including back-to-back shutouts of Alaska (Dec. 31 - Jan. 1).

► That stretch is the second-longest shutout streak in program history.

1. Steven Summerhays -- 231:50

(Feb. 14 - March 1, 2014):

2. Cal Petersen -- 207:10

(Dec. 10, 2016 - Jan. 6, 2017)

3. David Brown -- 193:27

(Oct. 17-Nov. 8, 2003)

► The back-to-back shutouts over Alaska were Notre Dame's first consecutive shutouts since a home series against Boston University on February 21-22, 2014 (Steven Summerhays played game one in net and then Summerhays and Joe Rogers played in game two).

### JACKSON REACHES 250

► In the midst of his 12th season behind the Irish bench, Head Coach Jeff Jackson notched his 250th career win with Notre Dame in the 5-2 victory at Northeastern on Nov. 12. (now 266-165-52).

► Only Charles "Lefty" Smith has more wins as Notre Dame's head coach (307-320-31).

### YOUTH MOVEMENT

► According to research by College Hockey Inc., Notre Dame is the third-youngest team in college hockey this season (as of Oct. 1, 2016):

Boston College -- 20 years, 49 days

Boston University -- 20 years, 108 days

**Notre Dame -- 20 years, 272 days**

► Freshman forward Cam Morrison (born in August of 1998) is the fifth-youngest player in NCAA Division I men's college hockey this season.

### TOP MARKS IN THE COUNTRY

► Released on Nov. 15, the Irish rank third in NCAA Div. I hockey in the Graduation Success Rate (GSR) with a score of 94 (Bowling Green is first with 100, followed by Air Force at 96).

► Notre Dame also ranks first in NCAA Div. I hockey in the Federal Rate (measured by the federal government in its Department of Education report) with a score of 82.

► Miami is second in the Federal Rate with a score of 79.

► The University of Notre Dame has claimed a share of the 2016 national championship for graduating student-athletes in all sports--in the process posting the top NCAA Graduation Success Rate (GSR) figure (98) for its student-athletes for the 10th straight year.

### IN OVERTIME

► The Irish are 0-1-4 in overtime this season, with an overtime tie and an overtime loss coming against Penn State (Oct. 21-22), a tie versus New Hampshire (Jan. 20), a comeback tie versus Vermont (Feb. 3) and a 3-3 tie versus Providence (Feb. 18).

► Two players on the current roster have overtime, game-winning goals:

► Jake Evans in a 3-2 win vs. Miami on Dec. 28, 2014 in the Florida College Hockey Classic.

► Connor Hurley in a 3-2 win at Merrimack on Nov. 14, 2014.

### SHORTENED SERIES FINALE AT NU

► On Sunday, Nov. 13, with Notre Dame and Northeastern tied 0-0 after two periods of play at Matthews Arena, the game was suspended when a broken down Zamboni led to unsafe ice conditions at Matthews Arena.

► The game was then declared a 0-0 tie by Hockey East on Wednesday, Nov. 16 and marked Cal Petersen's sixth career shutout.

### NINE GOAL NIGHT

► In Notre Dame's 9-2 win over Arizona State (Oct. 7), the Irish scored at least nine goals for the first time since a 10-2 victory over Canisius on Dec. 29, 2010.

► In addition, Notre Dame tallied six power-play goals for the first time since a 9-5 win over Northern Michigan on Feb. 13, 2009.

### CAPTAIN CAL

► Junior goaltender Cal Petersen is the first goaltender in program history to wear the captain's "C" for the Irish.

► Petersen started all 37 games in 2015-16 and led the nation in percentage of team minutes played while posting a 19-11-7 record.

► He finished 2015-16 with a 2.20 goals-against average and a .927 save percentage, which ranked 12th in the country.

### 2016 NHL DRAFT: IRISH HISTORY MADE

► Current freshmen Cam Morrison (Second Round, 40th overall by the Colorado Avalanche) and Andrew Peeke (Second Round, 34th overall by Columbus) were each selected in the 2016 NHL Entry Draft.

► It marked the first NHL draft in which two Irish hockey players were selected within the first 40 picks.

► Peeke and Morrison also become the 78th and 79th Irish hockey players to be selected in the NHL Entry Draft.

► Additionally, at least one Notre Dame player

has now been drafted in each draft dating back to 2004 (12 seasons).

**NOTRE DAME & HOCKEY EAST**

► The 2016-17 season marks Notre Dame’s final season in Hockey East before joining the Big Ten Conference as an affiliate member in men’s ice hockey.

► In Notre Dame’s previous three seasons in Hockey East, the Irish have finished the regular season tied for seventh (2014), fifth (2015) and third (2016).

► During Notre Dame’s final season in the CCHA (2012-13), the Irish placed second in the regular-season standings and then won the tournament championship.

**FAMILY TIES**

► Sophomore forward Anders Bjork is part of the fourth Notre Dame hockey-playing son to follow his father to Notre Dame.

► His father, Kirt Bjork, was an All-America at Notre Dame during the 1982-83 campaign and is tied for 12th on Notre Dame’s all-time points list with 161 (141 GP, 76-85-161).

► Kirt is currently a director of regional development in Notre Dame’s development office.

► Anders Bjork also has another family tie to Irish hockey, as his cousin is former Irish standout Erik Condra, who is currently a member of the Tampa Bay Lightning.

► As the fourth son to follow his father to Notre Dame, Anders joins Mario Lucia (Don Lucia) Kevin Nugent (Kevin Nugent, Sr.) and Rory Walsh (Brian Walsh) to play at Notre Dame after their fathers.

**Series History**

**NOTRE DAME VS. BOSTON COLLEGE**

Series: BC leads, 22-19-2 (43 games)

At Notre Dame: BC leads, 9-6-1

At Boston College: ND leads, 11-10-1

At Neutral Sites: BC leads, 3-2-0

YEAR	SITE	W	L	T	RESULT
1969-70	Boston College		L		3-7
	Notre Dame		L		4-7
1970-71	Boston College	W			5-3
1971-72	Chicago, Ill. (N)	W			14-3
	New York, N.Y. (N)	W			7-4
1972-73	Boston College	L			4-11
1973-74	Notre Dame	L			3-4
1974-75	Boston College	W			7-4
1975-76	Notre Dame	W			6-5
1976-77	Boston College	W			7-4
1977-78	Notre Dame	L			4-8
1978-79	Boston College	L			5-10
1988-89	Boston College	L			5-7
1990-91	Boston College	L			1-8
1994-95	Boston College	W			3-2
1995-96	Notre Dame	L			5-7
1996-97	Boston College	L			1-6
1997-98	Notre Dame	L			2-3
1998-99	Boston College		T		5-5 (ot)
2000-01	Omaha, Neb. (N)	L			1-4
	Notre Dame	L			3-5
2001-02	Boston College	L			1-4
2002-03	Notre Dame		T		3-3 (ot)
2003-04	Boston College	W			1-0
2004-05	Notre Dame	W			3-2
2006-07	Boston College	W			7-1
2007-08	Denver, Colo. (N)	L			1-4
2008-09	Boston College	W			4-1
2009-10	Notre Dame	L			2-3
2010-11	Notre Dame	W			2-1
2011-12	Notre Dame	W			3-2 (ot)
2012-13	Boston College	L			1-3
2013-14	Boston, Mass. (N)	L			3-4
	Boston College	W			2-1 (ot)
	Boston College	W			7-2
	Boston College	L			2-4
	Boston College	W			4-2
2014-15	Notre Dame	L			0-2
	Notre Dame	W			3-1
2015-16	Boston College	W			4-3
	Notre Dame	L			4-0
2016-17	Notre Dame	W			3-2
	Boston College	L			6-4

**CAREER STATS vs. BOSTON COLLEGE**

Anders Bjork	6 GP, 4-2-6
Jordan Gross	6 GP, 2-3-5
Jake Evans	6 GP, 0-4-4
Dennis Gilbert	4 GP, 1-3-4
Andrew Oglevie	4 GP, 4-0-4
Joe Wegwerth	4 GP, 0-2-2
Jack Jenkins	4 GP, 1-0-1
Bobby Nardella	3 GP, 0-1-1
Felix Holmberg	1 GP, 1-0-1
Dawson Cook	6 GP, 0-1-1
Cam Morrison	2 GP, 0-1-1
Luke Ripley	6 GP, 0-0-0
Dylan Malmquist	4 GP, 0-0-0
Tony Bretzman	2 GP, 0-0-0
Cal Burke	2 GP, 0-0-0
Tory Dello	2 GP, 0-1-1
Mike O’Leary	2 GP, 0-0-0
Andrew Peeke	2 GP, 0-0-0
Bo Brauer	1 GP, 0-0-0
Cal Petersen	6-6 (GP-GS), 3-3-0, 2.86 GAA, .921 Sv.%

**Series History**

**NOTRE DAME VS. BOSTON UNIVERSITY**

Series: ND leads, 8-5-2 (15 games)

At Notre Dame: ND leads, 5-1-0

At Boston University: ND leads, 3-2-2

At Neutral Sites: BU leads, 2-0-1

YEAR	SITE	W	L	T	RESULT
1970-71	Boston Arena		L		3-7
1995-96	Milwaukee, Wis. (N)	L			3-7
2009-10	Boston	W			3-0
2010-11	St. Louis, Mo. (N)	L			4-5
	Hoffman Estates, Ill. (N)			T	3-3 (ot)
2011-12	Notre Dame	W			5-2
2013-14	Notre Dame	W			2-0
	Notre Dame	W			2-0
	Notre Dame	W			3-2
2014-15	Boston			T	2-2 (ot)
	Boston	W			3-2
2015-16	Notre Dame	L			2-3
	Notre Dame	W			1-0
2016-17	Boston	W			3-1
	Boston	L			4-1

**CAREER STATS vs. BOSTON UNIVERSITY**

Jordan Gross	6 GP, 0-3-3
Anders Bjork	6 GP, 1-2-3
Dylan Malmquist	4 GP, 1-1-2
Jake Evans	6 GP, 3-0-3
Connor Hurley	4 GP, 1-0-1
Andrew Oglevie	4 GP, 0-1-1
Ben Ostlie	3 GP, 1-1-1
Bobby Nardella	4 GP, 0-1-1
Cam Morrison	2 GP, 0-1-1
Mike O’Leary	2 GP, 2-1-1
Tory Dello	2 GP, 0-1-1
Dawson Cook	6 GP, 0-1-1
Luke Ripley	6 GP, 0-0-0
Dennis Gilbert	4 GP, 0-0-0
Jack Jenkins	4 GP, 0-0-0
Bo Brauer	2 GP, 0-0-0
Cal Burke	2 GP, 0-0-0
Joe Wegwerth	2 GP, 0-0-0
Felix Holmberg	1 GP, 0-0-0
Andrew Peeke	2 GP, 0-0-0
Cal Petersen	6-6 (GP-GS), 3-2-1, 1.99 GAA, .945 Sv.%

## 2016-17 Notre Dame Hockey Roster

No.	Name	Height	Weight	Position	Yr.	Hometown	Last Team (League)
2	Tony Bretzman	5-11	175	Defenseman	JR	Mendota Heights, Minn.	Langley Rivermen (BCHL)
3	Jordan Gross	5-10	186	Defenseman	JR	Maple Grove, Minn.	Green Bay Gamblers (USHL)
4	Dennis Gilbert	6-2	220	Defenseman	SO	Williamsville, N.Y.	Chicago Steel (USHL)
6	Tory Dello	6-0	190	Defenseman	FR	Crystal Lake, Ill.	Tri-City Storm (USHL)
8	Ben Ostlie	6-2	200	Forward	SR	Edina, Minn.	Omaha Lancers (USHL)
9	Dawson Cook	6-2	213	Forward	JR	Cadillac, Mich.	Green Bay Gamblers (USHL)
10	Anders Bjork	6-0	181	Forward	JR	Mequon, Wis.	U.S. National Under-18 Team
11	Cal Burke	5-10	184	Forward	FR	Boxborough, Mass.	Cedar Rapids RoughRiders (USHL)
12	Felix Holmberg	5-10	175	Forward	FR	Stockholm, Sweden	AIK J20 (SuperElit)
15	Andrew Oglevie	5-10	181	Forward	SO	Fullerton, Calif.	Cedar Rapids RoughRiders (USHL)
16	Connor Hurley	6-2	185	Forward	JR	Edina, Minn.	Green Bay Gamblers (USHL)
17	Peter Mark	6-0	180	Defenseman	JR	Minneapolis, Minn.	Saint Thomas Academy (USHS)
18	Jake Evans	6-0	191	Forward	JR	Toronto, Ontario	St. Michael's Buzzers (OJHL)
19	Mike O'Leary	6-1	195	Forward	FR	Halifax, Nova Scotia	Dubuque Fighting Saints (USHL)
21	Joe Wegwerth	6-3	230	Forward	SO	Brewster, N.Y.	Cedar Rapids RoughRiders (USHL)
22	Andrew Peeke	6-2	200	Defenseman	FR	Parkland, Fla.	Green Bay Gamblers (USHL)
23	Luke Novak	6-0	182	Forward	FR	Waukesha, Wis.	New Jersey Hitmen (USPHL)
24	Luke Ripley	6-5	207	Defenseman	JR	Kitimat, British Columbia	Powell River Kings (BCHL)
25	Dylan Malmquist	5-11	185	Forward	SO	Edina, Minn.	Edina (USHS)
26	Cam Morrison	6-3	212	Forward	FR	Aurora, Ontario	Youngstown Phantoms (USHL)
27	Bobby Nardella	5-9	175	Defenseman	SO	Rosemont, Ill.	Tri-City Storm (USHL)
28	Jack Jenkins	5-11	192	Forward	SO	Lake Bluff, Ill.	Fargo Force (USHL)
29	Bo Brauer	6-3	210	Forward	JR	Edina, Minn.	Nanaimo Clippers (BCHL)
32	Cale Morris	6-1	190	Goaltender	FR	Larkspur, Colo.	Waterloo Black Hawks (USHL)
33	Chad Katunar	6-5	210	Goaltender	SR	Victoria, British Columbia	Penticton Vees (BCHL)
40	Cal Petersen	6-3	190	Goaltender	JR	Waterloo, Iowa	Waterloo Black Hawks (USHL)

## Coaches

Jeff Jackson: Head Coach (Michigan State '78, 12th season at Notre Dame)

Paul Pooley: Associate Head Coach (Ohio State '84)

Andy Slaggert: Associate Coach (Notre Dame '89)

Kevin Lind: Volunteer Assistant Coach (Notre Dame '14)

John Micheletto: Special Assistant to the Coaching Staff (Dartmouth '88)

Nick Siergiej: Coordinator of Hockey Operations (Wisconsin – River Falls '06)

Athletic Trainer: Kevin Ricks

Equipment Specialist: Scott Eastman

Will Moran: Hockey and Programming Intern

## Pronunciation Key

8	Ben AWST-lee
10	Anders BEE-york
15	Andrew Oh-GLE-Vee
25	Dylan Mall-mm-quist
32	KALE Morris
33	Chad Cat -en-arh

## California (1)

Andrew Oglevie Fullerton, California

## Colorado (1)

Cale Morris Larkspur, Colorado

## Florida (1)

Andrew Peeke Parkland, Florida

## Illinois (3)

Tory Dello Crystal Lake, Illinois  
 Bobby Nardella Rosemont, Illinois  
 Jack Jenkins Lake Bluff, Illinois

## Iowa (1)

Cal Petersen Waterloo, Iowa

## Massachusetts (1)

Cal Burke Boxborough, Massachusetts

## Michigan (1)

Dawson Cook Cadillac, Michigan

## Minnesota (7)

Tony Bretzman Mendota Heights, Minnesota  
 Jordan Gross Maple Grove, Minnesota  
 Ben Ostlie Edina, Minnesota  
 Connor Hurley Edina, Minnesota  
 Dylan Malmquist Edina, Minnesota  
 Peter Mark Minneapolis, Minnesota  
 Bo Brauer Edina, Minnesota

## New York (2)

Dennis Gilbert Williamsville, New York  
 Joe Wegwerth Brewster, New York

## Wisconsin (2)

Anders Bjork Mequon, Wisconsin  
 Luke Novak Waukesha, Wisconsin

## Canada (5)

Jake Evans Toronto, Ontario  
 Chad Katunar Victoria, British Columbia  
 Cam Morrison Aurora, Ontario  
 Mike O'Leary Halifax, Nova Scotia  
 Luke Ripley Kitimat, British Columbia

## Sweden (1)

Felix Holmberg Stockholm, Sweden



## THE JACKSON FILE

### Full Name

• Jeffery L. Jackson

### Birthdate

• June 22, 1955

### Hometown

• Roseville, Michigan

### Education

• Bachelor's Degree in Communications  
Michigan State '78  
• Bachelor's Degree in Education  
Michigan State '79



### Collegiate Coaching Experience

• Assistant Coach, Lake Superior State (1986-90)  
• Head Coach, Lake Superior State (1990-96)  
Record: 182-52-25 (.751); two NCAA titles, two CCHA regular-season titles, four CCHA tournament championships  
• Head Coach, University of Notre Dame (2005-):  
- **Two** CCHA regular-season titles  
- **Three** CCHA tournament titles  
- **Six** NCAA appearances  
- **Two** NCAA Frozen Four appearances

### International Coaching Experience

• National Coach and Senior Director, U.S. National Team Developmental Program (1996-2000)  
• Head Coach, U.S. Junior National Team (1996-97)  
• Won silver medal at World Junior Championships  
• Assistant Coach, U.S. Olympic Team (1998)

### Junior Hockey Experience

• Head Coach, OHL's Guelph Storm (2000-03)  
Record: 87-67-24 (4)

### Professional Experience

• Assistant Coach, New York Islanders (2003-05)

### Coaching Honors

• CCHA Coach of the Year (1990-91)  
• CCHA Coach of the Year (2006-07)  
• Spencer Penrose Award (2006-07)  
• CCHA Coach of the Year (2010-11)

### Jackson's Year-By-Year Collegiate Record

Year	Overall			Conference		
	W	L	T	W	L	T
1990-91	36	5	4	26	2	4
1991-92	30	9	4	20	8	4
1992-93	32	8	5	20	5	5
1993-94	31	10	4	18	8	4
1994-95	23	12	6	14	9	4
1995-96	30	8	2	22	6	2
2005-06	13	19	4	11	13	4
2006-07	32	7	3	21	4	3
2007-08	27	16	4	15	9	4
2008-09	31	6	3	21	4	3
2009-10	13	17	8	9	12	7
2010-11	25	14	5	18	7	3
2011-12	19	18	3	12	13	3
2012-13	25	13	3	17	8	3
2013-14	23	15	2	9	9	2
2014-15	18	19	5	10	7	5
2015-16	19	11	7	15	5	2
<b>Totals</b>	<b>427</b>	<b>207</b>	<b>72</b>	<b>278</b>	<b>130</b>	<b>62</b>
	<b>.656</b>			<b>.657</b>		

## Head Coach JEFF JACKSON

► The 2016-17 hockey season marks University of Notre Dame hockey coach Jeff Jackson's 12th season behind the Irish bench. The highly regarded Jackson now has over 30 years of coaching experience.

► Notre Dame's Jeff Jackson era began in 2005 when the University searched for a man who could move the program among the elite hockey schools in the country.

► The veteran coach owned a resume packed with success at the collegiate, junior hockey, professional and international levels.

► During his now 12-year run, Notre Dame has become one of the nation's top teams, winning the Central Collegiate Hockey Association's (CCHA) regular-season title twice (2006-07 and 2008-09) while earning three Mason Cup championships ('07, '09 and the final one in 2013).

► During Jackson's tenure, his teams have made seven trips to the NCAA Tournament (2006-09, 2010-11, 2012-14 and now 2016), advancing to the Frozen Four twice, playing in the 2008 title game and the 2011 national semifinals.

► Then in 2013-14, the team's first season in Hockey East, the Irish upset the conference's top team - Boston College - in the quarterfinals to advance to the TD Garden (Boston, Massachusetts) for the Hockey East semifinals

► Between 2006-09, the Irish turned in win totals of 32, 27 and 31 for three consecutive seasons of 25 or more wins and three consecutive NCAA tournament appearances, a first in program history.

► Jackson's success on the ice also has had a major impact off the ice for the Irish. With the wins came a commitment from the University that led to the new home of Irish hockey - The Compton Family Ice Arena - one of the finest college hockey facilities in the nation. The new venue opened for business on Oct. 21, 2011.

► Since Jackson's arrival, the Irish have had 32 players selected in the National Hockey League Entry Draft, including three first round selections. In that same span, 20 players from USA Hockey's National Team Developmental

Program have matriculated to Notre Dame.

► During his tenure, the Irish have had five players garner All-America honors -- Robbie Russo in 2015, Anders Lee in 2013, Ian Cole and Erik Condra in 2009 and David Brown in 2007.

► In addition, 16 of Jackson's players have gone on to play in the NHL, including most recently Robbie Russo (Detroit) and T.J. Tynan (Columbus), who each made their NHL debuts on March 7, 2017.

► Jackson's Notre Dame teams have played with poise, discipline, team speed and also have featured strong goaltending and excellent special teams play.

► In taking over the Irish coaching duties in 2005, Jackson became the first Notre Dame head coach to have won an NCAA Division I championship with another program before being hired as an Irish head coach.

► Success is nothing new for Jackson at the NCAA Division I level. In six years as the head coach at Lake Superior State (1990-96), Jackson's teams won two NCAA titles in 1992 and 1994 (also advancing to the finals in 1993), two CCHA regular-season championships (1991 and 1996) and four CCHA Mason Cup trophies (1991, 1992, 1993 and 1995).

► A 1978 graduate of Michigan State University with a degree in communications, Jackson followed with an education degree from Michigan State in 1979.

► In May 2003, Inside College Hockey, ranked Jackson 12th on its list of the 16 greatest college coaches of all-time with only five of the 16 still active in coaching.

► Jackson is a member of the USA Hockey Coaches Achievement Program, the American Hockey Coaches Association and the National Hockey League Coaches Association.

**THE LAST TIME**

**TEAM**

Notre Dame won in overtime .....	December 29, 2014 vs. Miami (3-2, ot)
Notre Dame lost in overtime .....	October 22, 2016 vs. Penn State (3-2)
Notre Dame tied in overtime .....	February 18, 2017 vs. Providence (3-3, ot)
Notre Dame won in overtime (Hockey East game) .....	November 14, 2014 at Merrimack (3-2, ot)
Notre Dame lost in overtime (Hockey East game) .....	February 19, 2016 at Providence College (3-2, ot)
Notre Dame tied in overtime (Hockey East game) .....	February 18, 2017 vs. Providence (3-3, ot)
Notre Dame scored 10 or more goals in a game .....	December 29, 2010 vs. Canisius (10-2)
Notre Dame allowed 10 or more goals in a game .....	March 12, 2005 at Michigan (10-1)

Notre Dame had a home shutout .....	March 10, 2017 vs. Providence College (Cal Petersen, 43 saves)
Notre Dame had a road shutout .....	December 3, 2016 at Massachusetts (Cal Petersen, 22 saves)
Notre Dame had a neutral site shutout .....	October 13, 2012 vs. Maine (Steven Summerhays, 22 saves)
Notre Dame had a shutout in a HE game .....	January 21, 2017 vs. New Hampshire (Cal Petersen, 31 saves)
Notre Dame was shutout in a HE game .....	Nov. 13, 2016 at Northeastern (Jake Theut, 22 saves in a two period game)
.....	January 29, 2016 vs. Boston College (Thatcher Demko, 28 saves)
Notre Dame was shutout at home .....	November 26, 2016 vs. Clarkson (Jake Keilley, 35 saves)
Notre Dame was shutout on the road .....	Nov. 13, 2016 at Northeastern (Jake Theut, 22 saves in a two period game)
.....	November 7, 2014 at Minnesota (Adam Wilcox, 20 saves)

Notre Dame won 1-0 .....	February 27, 2016 vs. Boston University (Cal Petersen, 39 saves)
Notre Dame had 35 or more shots in a game .....	March 12, 2017 vs. Providence College (38 shots)
Notre Dame had 40 or more shots in a game .....	February 25, 2017 at Boston University (41 shots)
Notre Dame had 50 or more shots in a game .....	October 7 vs. Arizona State (51 shots)
Notre Dame surrendered 35 or more shots in a game .....	March 10, 2017 vs. Providence College (43 shots)
Notre Dame surrendered 40 or more shots in a game .....	March 10, 2017 vs. Providence College (43 shots)
Notre Dame surrendered 50 or more shots in a game .....	January 1, 2016 at Denver (50 shots)
Notre Dame had three PP goals in a game .....	October 25, 2014 vs. Niagara (7-0 win)
Notre Dame had four PP goals in a game .....	October 20, 2013 vs. Michigan Tech (7-3 win)
Notre Dame had six PP goals in a game .....	October 7, 2016 vs. Arizona State (9-2 win)
.....	February 13, 2009 vs. No. Michigan (9-5 win)
Notre Dame had one shorthanded goal .....	February 17, 2017 vs. Providence (Anders Bjork in a 4-1 win)
Notre Dame had two shorthanded goals .....	January 7, 2011 at Northern Michigan (8-1 win)
.....	November 20, 2010 vs. Michigan State (4-2 win)
Notre Dame surrendered five PP goals .....	December 4, 2004 vs. Michigan (8-0 loss)
Notre Dame surrendered four PP goals .....	February 1, 2013 at Ohio State (6-3 loss)
Notre Dame surrendered three PP goals .....	December 2, 2016 at UMass (5-4 loss)
Notre Dame surrendered two short-handed goals .....	February 8, 2013 vs. Michigan (7-4 win)

**INDIVIDUAL**

Notre Dame player scored a hat trick .....	October 16, 2015 - Steven Fogarty (at Penn State)
Notre Dame defenseman scored a hat trick .....	January 18, 2015 - Robbie Russo (at UConn)
Notre Dame player scored four goals .....	October 19, 1995 - Brian Urick (at Alaska-Fairbanks)
Notre Dame player scored five goals .....	December 29, 1971 - Ian Williams (at Dartmouth)
Notre Dame player had three assists .....	December 31, 2016 - Jordan Gross (vs. Alaska - 0-3-3)
Notre Dame player had four assists .....	December 29, 2010 - Stephen Johns (vs. Canisius - 0g, 4a)
Notre Dame player had five assists .....	October 21, 1994 - Jamie Ling (vs. Waterloo - 2g, 5a)
Notre Dame player had four points .....	October 28, 2016 - Anders Bjork (vs. UConn - 2-3-4)
Notre Dame player had five points .....	February 13, 2009 - Erik Condra (vs. Northern Michigan - 2g, 3a)
Notre Dame player had six points .....	October 21, 1994 - Jamie Ling (vs. Waterloo - 2g, 5a)
Notre Dame player had seven points .....	October 21, 1994 - Jamie Ling (vs. Waterloo - 2g, 5a)

Notre Dame goalie made 35+ saves .....	February 10, 2017 - Cal Petersen (vs. Providence, 5-0 win, 43 saves)
Notre Dame goalie made 40+ saves .....	February 10, 2017 - Cal Petersen (vs. Providence, 5-0 win, 43 saves)
Notre Dame goalie made 50+ saves .....	March 6, 2015 - Cal Petersen (vs. UMass, 4-3 loss, 87 saves)
Opposing player scored a hat trick .....	November 11, 2011 - Cody Knyk (Alaska)
Opposing player scored four goals .....	March 12, 1994 - Colin Ward (Western Michigan)
Opposing player scored five goals .....	November 10, 1973 - Tom Ross (Michigan State)
Opposing player had four assists .....	December 2, 2011 - Ludwig Karlsson (Northeastern - 0g, 4a)
Opposing player had five assists .....	January 20, 1996 - Kevin Hilton (Michigan - 0g, 5a)
Opposing player had four points .....	March 12, 2016 - Kevin Roy (Northeastern - 2g, 2a)
Opposing player had five points .....	January 27, 2001 - Jeff Hamilton (Yale - 2g, 3a)
Opposing player had six points .....	January 11, 1994 - John Gruden (Ferris State - 4g, 3a)
Opposing player had seven points .....	January 11, 1994 - John Gruden (Ferris State - 4g, 3a)
Opposing goalie made 35+ saves .....	February 25, 2017 - Jake Oettinger (Boston Univ., 40 saves, 4-1 BU win)
Opposing goalie made 40+ saves .....	February 25, 2017 - Jake Oettinger (Boston Univ., 40 saves, 4-1 BU win)
Opposing goalie made 50+ saves .....	March 6, 2015 - Steve Mastalerz (UMass, 75 saves, 4-3 win)

Notre Dame had a penalty shot .....	January 21, 2017 - Joe Wegwerth (saved vs. New Hampshire)
Notre Dame scored on a penalty shot .....	December 6, 2013 - Jeff Costello (scored vs. Massachusetts)
.....	March 16, 2013 - Bryan Rust (scored vs. Bowling Green)
Opp. had a penalty shot .....	March 10, 2017 - Shane Kavanagh - Providence (vs. Cal Petersen, missed wide, ND wins 5-0)
.....	January 29, 2016 - Colin White - Boston College (saved by Cal Petersen, BC wins 4-0)
.....	January 22, 2016 - Ara Nazarian - New Hampshire (scored on Cal Petersen, ND wins 5-1)
.....	December 10, 2015 - Colin White - Boston College (saved by Cal Petersen, ND wins 4-3)

**SERIES**

Notre Dame swept a two-game series .....	February 10-11, 2017 (vs./at Maine, 3-2, 4-2)
Notre Dame swept in a two-game series .....	January 23-24, 2015 (Northeastern (2-3, 2-4)
Notre Dame swept a Hockey East home series .....	February 12-13, 2016 (vs. Maine, 4-1, 5-1)
Notre Dame swept a Hockey East road series .....	February 10-11, 2017 (vs./at Maine, 3-2, 4-2)

**The Last Time Notre Dame ... (Comebacks) .....**

Erased a two-goal deficit to win or tie .....	at Maine on Feb. 11, 2017 (W, 4-2)
.....	vs. Vermont on Feb. 3, 2017 (T, 4-4)
.....	vs. Boston College on Dec. 10, 2016 (W, 3-2)
Erased a two-goal, third period deficit to win or tie .....	vs. Vermont on Feb. 3, 2017 (T, 4-4)
.....	at Boston College on Dec. 10, 2015 (W, 4-3)

**NOTRE DAME'S 2016-17 RECORD WHEN**

Overall .....	21-10-5
In Hockey East regular season games .....	12-6-4
Non-conference games .....	9-4-1
Home .....	14-5-4
Road .....	7-5-1
Neutral .....	0-0-0
In overtime games .....	0-1-4

When Notre Dame scores first .....	14-6-2
When opponents score first .....	7-5-2
When Notre Dame leads after one period .....	8-3-1
When Notre Dame trails after one period .....	5-5-1
When score is tied after one period .....	8-2-3
When Notre Dame leads after two periods .....	14-1-1
When Notre Dame trails after two periods .....	0-7-2
When score is tied after two periods .....	7-2-2
When Notre Dame outshoots opponent .....	16-5-3
When opponent outshoots Notre Dame .....	5-5-2
When shots are even .....	0-0-0
In Game 1 of weekend series* .....	9-4-3
In Game 2 of weekend series* .....	9-5-2
In Game 1 of Hockey East weekend series .....	5-3-3
In Game 2 of Hockey East weekend series .....	6-2-2

\* - Includes Shillelagh Tournament games, does not include playoffs

In one-goal games .....	3-3-0
In two-goal games .....	6-5-0

When scoring two or more goals .....	20-7-4
When scoring three or more goals .....	19-3-3
When scoring four or more goals .....	12-2-1
When scoring five or more goals .....	8-0-0

**Against Ranked Opponents**

vs. #3/4 Boston College .....	1-0-0
at #4/4 Minnesota Duluth .....	1-1-0
at #5/6 Boston University .....	1-1-0
vs. #5/6 UMass Lowell .....	1-1-0
vs. #10/10 Providence College .....	3-0-1
at #11/13 Boston College .....	0-1-0
vs. #12/13 Vermont .....	1-0-1
Total .....	8-4-2

**Month-By-Month**

Notre Dame in October .....	4-3-1
Notre Dame in November .....	3-2-1
Notre Dame in December .....	3-1-0
Notre Dame in January .....	4-3-1
Notre Dame in February .....	5-1-2
Notre Dame in March .....	2-0-0

**Vs. Conferences**

Atlantic Hockey .....	1-0-0
Big Ten .....	0-1-1
ECAC .....	0-1-0
Hockey East .....	14-6-4
Independent .....	2-0-0
NCHC .....	1-1-0
WCHA .....	3-1-0

Date	Opponent	Score	Att.	Record:	Overall	Home	Away	Neutral					
Oct 07	ARIZONA STATE	W 9-2	3356	ALL GAMES	21-10-5	14-5-4	7-5-1	0-0-0					
Oct 08	ARIZONA STATE	W 4-2	3554	CONFERENCE	12-6-4	6-2-3	6-4-1	0-0-0					
Oct 14	at #4 Minnesota Duluth	L 3-4	5526	NON-CONFERENCE	9-4-1	8-3-1	1-1-0	0-0-0					
Oct 15	at #4 Minnesota Duluth	W 3-1	6014										
Oct 21	PENN STATE	Tot 3-3	3411										
Oct 22	PENN STATE	Lot 2-3	3518										
* Oct 27	UCONN	L 2-4	2936	<b>## Player</b>	<b>gp</b>	<b>g</b>	<b>a</b>	<b>pts</b>	<b>sh</b>	<b>sh%</b>	<b>pen-min</b>	<b>pp</b>	<b>sh</b>
* Oct 28	UCONN	W 6-2	4065	10 Anders Bjork	35	19	28	47	118	.161	7-14	4	2
* Nov 12	at Northeastern	W 5-2	3511	15 Andrew Oglevie	36	19	20	39	114	.167	5-10	5	1
* Nov 13	at Northeastern	T 0-0	1444	18 Jake Evans	36	13	25	38	98	.133	15-41	1	1
* Nov 17	#5 UMASS LOWELL	L 1-4	3151	3 Jordan Gross	36	10	20	30	150	.067	6-12	5	0
* Nov 18	#5 UMASS LOWELL	W 4-1	4653	25 Dylan Malmquist	36	10	13	23	67	.149	9-18	3	0
Nov 25	HOLY CROSS	W 5-3	4581	27 Bobby Nardella	30	7	14	21	78	.090	8-24	4	0
Nov 26	CLARKSON	L 0-2	3865	4 Dennis Gilbert	36	0	21	21	49	.000	11-22	0	0
* Dec 2	at Massachusetts	L 4-5	2481	26 Cam Morrison	36	9	11	20	74	.122	5-10	4	0
* Dec 3	at Massachusetts	W 3-0	3039	16 Connor Hurley	21	4	12	16	26	.154	11-22	0	0
* Dec 10	#3 BOSTON COLLEGE	W 3-2	5022	22 Andrew Peeke	36	4	9	13	52	.077	8-16	0	0
Dec 31	ALASKA	W 5-0	4149	6 Tory Dello	35	1	11	12	75	.013	22-63	0	0
Jan 01	ALASKA	W 4-0	4023	21 Joe Wegwerth	29	7	4	11	50	.140	7-14	3	0
Jan 06	MICHIGAN TECH	W 3-1	4328	28 Jack Jenkins	32	6	5	11	79	.076	2-4	0	0
Jan 07	MICHIGAN TECH	L 2-4	4741	11 Cal Burke	35	3	8	11	69	.043	4-8	0	0
* Jan 13	at Merrimack	W 2-1	2251	9 Dawson Cook	35	1	5	6	37	.027	4-8	0	0
* Jan 14	at Merrimack	L 2-4	2271	29 Bo Brauer	22	3	2	5	11	.273	3-14	1	0
* Jan 20	NEW HAMPSHIRE	Tot 2-2	4504	19 Mike O'Leary	33	2	2	4	20	.100	15-38	0	0
* Jan 21	NEW HAMPSHIRE	W 3-0	4652	8 Ben Ostlie	26	1	1	2	11	.091	5-10	0	0
* Jan 28	at #13 Boston College	L 4-6	7884	40 Cal Petersen	36	0	2	2	0	.000	1-2	0	0
* Feb 03	#12 VERMONT	Tot 4-4	4520	12 Felix Holmberg	18	1	0	1	8	.125	1-2	0	0
* Feb 04	#12 VERMONT	W 4-1	4744	2 Tony Bretzman	11	0	1	1	6	.000	1-2	0	0
* Feb 10	at Maine	W 3-2	4990	24 Luke Ripley	34	0	0	0	24	.000	19-38	0	0
* Feb 11	at Maine	W 4-2	4392	TM TEAM	20	0	0	0	0	.000	3-6	0	0
* Feb 17	#10 PROVIDENCE COLLEGE	W 4-1	4509	Total	36	120	214	334	1216	.099	172-398	30	4
* Feb 18	#10 PROVIDENCE COLLEGE	Tot 3-3	5022	Opponents	36	78	129	207	1056	.074	202-477	21	1
* Feb 24	at #6 Boston University	W 3-1	4562										
* Feb 25	at #5 Boston University	L 1-4	5613										
Mar 10	#10 PROVIDENCE COLLEGE	W 5-0	3933										
Mar 11	#10 PROVIDENCE COLLEGE	W 5-2	4239										

TEAM STATISTICS			ND	OPP
SHOT STATISTICS				
Goals-Shot attempts	120-1216		78-1056	
Shot pct.	.099		.074	
Goals/Game	3.3		2.2	
Shots/Game	33.8		29.3	
POWER PLAYS				
Goals-Power Plays	30-165		21-139	
Conversion Percent	.182		.151	
Shot Attempts	257		187	
Shot Percent	.117		.112	
GOAL BREAKDOWN				
Power Play	30		21	
Short-handed	4		1	
Empty net	6		4	
Penalty	0		0	
Unassisted	6		5	
Overtime	0		1	
PENALTIES				
Number	172		202	
Minutes	398		477	
Penalties/Game	4.8		5.6	
Pen minutes/Game	11.1		13.2	

Attendance Summary					
			ND	Opponent	
Total			95476	53978	
Dates/Avg Per Date			23/4151	13/4152	
Neutral Site #/Avg			0/0		

Goals by Period					
	1st	2nd	3rd	OT	Total
Notre Dame	27	43	50	0	120
Opponents	25	26	26	1	78

Saves by Period					
	1st	2nd	3rd	OT	Total
Notre Dame	310	331	325	12	978
Opponents	360	398	328	10	1096

##	Player	gp	Shots					+/-	Penalties				Goals								
			g	a	pts	sh	sh%		pen-min	min	maj	oth	pp	sh	fg	gw	gt	ot	ht	pn	ua
10	Anders Bjork	35	19	28	47	118	.161	+18	7-14	7	0	0	4	2	3	5	0	0	0	0	3
15	Andrew Oglevie	36	19	20	39	114	.167	+19	5-10	5	0	0	5	1	4	2	0	0	0	0	2
18	Jake Evans	36	13	25	38	98	.133	+13	15-41	13	1	1	1	1	2	0	0	0	0	0	
3	Jordan Gross	36	10	20	30	150	.067	+12	6-12	6	0	0	5	0	2	3	1	0	0	0	0
25	Dylan Malmquist	36	10	13	23	67	.149	+6	9-18	9	0	0	3	0	2	3	0	0	0	0	0
27	Bobby Nardella	30	7	14	21	78	.090	+10	8-24	7	0	1	4	0	1	1	0	0	0	0	0
4	Dennis Gilbert	36	0	21	21	49	.000	+28	11-22	11	0	0	0	0	0	0	0	0	0	0	0
26	Cam Morrison	36	9	11	20	74	.122	+7	5-10	5	0	0	4	0	0	1	2	0	0	0	0
16	Connor Hurley	21	4	12	16	26	.154	+5	11-22	11	0	0	0	0	2	1	0	0	0	0	0
22	Andrew Peeke	36	4	9	13	52	.077	+10	8-16	8	0	0	0	0	0	1	0	0	0	0	0
6	Tory Dello	35	1	11	12	75	.013	+11	22-63	19	1	2	0	0	0	0	0	0	0	0	0
21	Joe Wegwerth	29	7	4	11	50	.140	+4	7-14	7	0	0	3	0	1	0	1	0	0	0	1
28	Jack Jenkins	32	6	5	11	79	.076	+3	2-4	2	0	0	0	0	3	2	0	0	0	0	0
11	Cal Burke	35	3	8	11	69	.043	+3	4-8	4	0	0	0	0	0	1	0	0	0	0	0
9	Dawson Cook	35	1	5	6	37	.027	+5	4-8	4	0	0	0	0	0	0	0	0	0	0	0
29	Bo Brauer	22	3	2	5	11	.273	+3	3-14	2	0	1	1	0	0	0	0	0	0	0	0
19	Mike O'Leary	33	2	2	4	20	.100	+4	15-38	14	0	1	0	0	1	0	0	0	0	0	0
8	Ben Ostlie	26	1	1	2	11	.091	0	5-10	5	0	0	0	0	0	1	0	0	0	0	0
40	Cal Petersen	36	0	2	2	0	.000	0	1-2	1	0	0	0	0	0	0	0	0	0	0	0
12	Felix Holmberg	18	1	0	1	8	.125	-1	1-2	1	0	0	0	0	0	0	0	0	0	0	0
2	Tony Bretzman	11	0	1	1	6	.000	-1	1-2	1	0	0	0	0	0	0	0	0	0	0	0
24	Luke Ripley	34	0	0	0	24	.000	-2	19-38	19	0	0	0	0	0	0	0	0	0	0	0
TM	TEAM	20	0	0	0	0	.000	0	3-6	3	0	0	0	0	0	0	0	0	0	0	0
	Total	36	120	214	334	1216	.099	+157	172-398	164	2	6	30	4	21	21	4	0	0	0	6
	Opponents	36	78	129	207	1056	.074	-	202-477	191	3	8	21	1	14	10	0	1	0	0	5

##	Goalie	gp-gs	Goal average			Saves		Record				Goals allowed				
			minutes	ga	avg	saves	pct	w	l	t	sho	pp	sh	en	pen	sog
40	Cal Petersen	36-36	2132:01	73	2.05	971	.930	21	10	5	6	21	0	0	0	0
32	Cale Morris	1-0	19:43	1	3.04	7	.875	0	0	0	0	0	0	0	0	0
TM	EMPTY NET	20-0	9:36	4	-	0	.000	0	0	0	0	0	1	4	0	0
	Total	36-0	2161:20	78	2.17	978	.926	21	10	5	6	21	1	4	0	0
	Opponents	36-0	2161:20	120	3.33	1096	.901	10	21	5	2	30	4	6	0	0

##	Points	GP	G	A	Pts	Sh	##	Assists	GP	G	A	Pts	Sh	
10	Anders Bjork	35	19	28	47	118	10	Anders Bjork	35	19	28	47	118	
15	Andrew Oglevie	36	19	20	39	114	18	Jake Evans	36	13	25	38	98	
18	Jake Evans	36	13	25	38	98	4	Dennis Gilbert	36	0	21	21	49	
3	Jordan Gross	36	10	20	30	150	15	Andrew Oglevie	36	19	20	39	114	
25	Dylan Malmquist	36	10	13	23	67	3	Jordan Gross	36	10	20	30	150	
27	Bobby Nardella	30	7	14	21	78	27	Bobby Nardella	30	7	14	21	78	
4	Dennis Gilbert	36	0	21	21	49	25	Dylan Malmquist	36	10	13	23	67	
26	Cam Morrison	36	9	11	20	74	16	Connor Hurley	21	4	12	16	26	
16	Connor Hurley	21	4	12	16	26	26	Cam Morrison	36	9	11	20	74	
22	Andrew Peeke	36	4	9	13	52	6	Tory Dello	35	1	11	12	75	
##	Goals	GP	G	A	Pts	Sh	##	Shots	GP	G	A	Pts	Sh	Sh%
10	Anders Bjork	35	19	28	47	118	3	Jordan Gross	36	10	20	30	150	.067
15	Andrew Oglevie	36	19	20	39	114	10	Anders Bjork	35	19	28	47	118	.161
18	Jake Evans	36	13	25	38	98	15	Andrew Oglevie	36	19	20	39	114	.167
3	Jordan Gross	36	10	20	30	150	18	Jake Evans	36	13	25	38	98	.133
25	Dylan Malmquist	36	10	13	23	67	28	Jack Jenkins	32	6	5	11	79	.076
26	Cam Morrison	36	9	11	20	74	27	Bobby Nardella	30	7	14	21	78	.090
27	Bobby Nardella	30	7	14	21	78	6	Tory Dello	35	1	11	12	75	.013
21	Joe Wegwerth	29	7	4	11	50	26	Cam Morrison	36	9	11	20	74	.122
28	Jack Jenkins	32	6	5	11	79	11	Cal Burke	35	3	8	11	69	.043
16	Connor Hurley	21	4	12	16	26	25	Dylan Malmquist	36	10	13	23	67	.149
##	Power-Play Goals	GP	PPG	##	Shot Pct.	GP	G	A	Pts	Sh	Sh%			
15	Andrew Oglevie	36	5	29	Bo Brauer	22	3	2	5	11	.273			
3	Jordan Gross	36	5	15	Andrew Oglevie	36	19	20	39	114	.167			
26	Cam Morrison	36	4	10	Anders Bjork	35	19	28	47	118	.161			
27	Bobby Nardella	30	4	16	Connor Hurley	21	4	12	16	26	.154			
10	Anders Bjork	35	4	25	Dylan Malmquist	36	10	13	23	67	.149			
25	Dylan Malmquist	36	3	21	Joe Wegwerth	29	7	4	11	50	.140			
21	Joe Wegwerth	29	3	18	Jake Evans	36	13	25	38	98	.133			
##	Short-Handed Goals	GP	SHG	12	Felix Holmberg	18	1	0	1	8	.125			
10	Anders Bjork	35	2	26	Cam Morrison	36	9	11	20	74	.122			
18	Jake Evans	36	1	19	Mike O'Leary	33	2	2	4	20	.100			
15	Andrew Oglevie	36	1	##	Penalties	GP	Pen	Min						
6	Tory Dello	35	22	63										
24	Luke Ripley	34	19	38										
18	Jake Evans	36	15	41										
19	Mike O'Leary	33	15	38										
4	Dennis Gilbert	36	11	22										
16	Connor Hurley	21	11	22										
25	Dylan Malmquist	36	9	18										
27	Bobby Nardella	30	8	24										
22	Andrew Peeke	36	8	16										
21	Joe Wegwerth	29	7	14										
##	Game-Winning Goals	GP	GWG	##	Penalty Minutes	GP	Pen	Min						
10	Anders Bjork	35	5	6	Tory Dello	35	22	63						
25	Dylan Malmquist	36	3	18	Jake Evans	36	15	41						
3	Jordan Gross	36	3	24	Luke Ripley	34	19	38						
15	Andrew Oglevie	36	2	33	Mike O'Leary	33	15	38						
28	Jack Jenkins	32	2	27	Bobby Nardella	30	8	24						
##	Plus/Minus	GP	+/-	4	Dennis Gilbert	36	11	22						
4	Dennis Gilbert	36	+28	16	Connor Hurley	21	11	22						
15	Andrew Oglevie	36	+19	25	Dylan Malmquist	36	9	18						
10	Anders Bjork	35	+18	22	Andrew Peeke	36	8	16						
18	Jake Evans	36	+13	21	Joe Wegwerth	29	7	14						
3	Jordan Gross	36	+12											
6	Tory Dello	35	+11											
22	Andrew Peeke	36	+10											
27	Bobby Nardella	30	+10											
26	Cam Morrison	36	+7											
25	Dylan Malmquist	36	+6											

Date	Opponent		Score	Shots	Overall	Conf	Time	Att.	Goalie of record
Oct 07	ARIZONA STATE	W	9-2	51/19	1-0-0	0-0-0	2:45	3356	Cal Petersen
Oct 08	ARIZONA STATE	W	4-2	37/25	2-0-0	0-0-0	2:18	3554	Cal Petersen
Oct 14	at #4 Minnesota Duluth	L	3-4	23/32	2-1-0	0-0-0	2:20	5526	Cal Petersen
Oct 15	at #4 Minnesota Duluth	W	3-1	38/28	3-1-0	0-0-0	2:13	6014	Cal Petersen
Oct 21	PENN STATE	Tot	3-3	33/32	3-1-1	0-0-0	2:27	3411	Cal Petersen
Oct 22	PENN STATE	Lot	2-3	28/33	3-2-1	0-0-0	2:20	3518	Cal Petersen
* Oct 27	UCONN	L	2-4	49/25	3-3-1	0-1-0	2:23	2936	Cal Petersen
* Oct 28	UCONN	W	6-2	39/32	4-3-1	1-1-0	2:00	4065	Cal Petersen
* Nov 12	at Northeastern	W	5-2	28/25	5-3-1	2-1-0	2:20	3511	Cal Petersen
* Nov 13	at Northeastern	T	0-0	22/16	5-3-2	2-1-1	1:28	1444	Cal Petersen
* Nov 17	#5 UMASS LOWELL	L	1-4	23/35	5-4-2	2-2-1	2:00	3151	Cal Petersen
* Nov 18	#5 UMASS LOWELL	W	4-1	34/22	6-4-2	3-2-1	2:10	4653	Cal Petersen
Nov 25	HOLY CROSS	W	5-3	30/20	7-4-2	3-2-1	1:58	4581	Cal Petersen
Nov 26	CLARKSON	L	0-2	35/27	7-5-2	3-2-1	2:07	3865	Cal Petersen
* Dec 2	at Massachusetts	L	4-5	25/24	7-6-2	3-3-1	2:29	2481	Cal Petersen
* Dec 3	at Massachusetts	W	3-0	36/22	8-6-2	4-3-1	2:20	3039	Cal Petersen
* Dec 10	#3 BOSTON COLLEGE	W	3-2	32/17	9-6-2	5-3-1	2:15	5022	Cal Petersen
Dec 31	ALASKA	W	5-0	38/34	10-6-2	5-3-1	2:11	4149	Cal Petersen
Jan 01	ALASKA	W	4-0	36/21	11-6-2	5-3-1	2:05	4023	Cal Petersen
Jan 06	MICHIGAN TECH	W	3-1	26/28	12-6-2	5-3-1	2:17	4328	Cal Petersen
Jan 07	MICHIGAN TECH	L	2-4	25/34	12-7-2	5-3-1	2:25	4741	Cal Petersen
* Jan 13	at Merrimack	W	2-1	36/22	13-7-2	6-3-1	2:07	2251	Cal Petersen
* Jan 14	at Merrimack	L	2-4	37/28	13-8-2	6-4-1	2:13	2271	Cal Petersen
* Jan 20	NEW HAMPSHIRE	Tot	2-2	49/28	13-8-3	6-4-2	2:11	4504	Cal Petersen
* Jan 21	NEW HAMPSHIRE	W	3-0	43/31	14-8-3	7-4-2	2:07	4652	Cal Petersen
* Jan 28	at #13 Boston College	L	4-6	33/44	14-9-3	7-5-2	2:15	7884	Cal Petersen
* Feb 03	#12 VERMONT	Tot	4-4	34/47	14-9-4	7-5-3	2:33	4520	Cal Petersen
* Feb 04	#12 VERMONT	W	4-1	28/32	15-9-4	8-5-3	2:21	4744	Cal Petersen
* Feb 10	at Maine	W	3-2	28/31	16-9-4	9-5-3	2:10	4990	Cal Petersen
* Feb 11	at Maine	W	4-2	40/19	17-9-4	10-5-3	2:09	4392	Cal Petersen
* Feb 17	#10 PROVIDENCE COLLEGE	W	4-1	35/34	18-9-4	11-5-3	2:20	4509	Cal Petersen
* Feb 18	#10 PROVIDENCE COLLEGE	Tot	3-3	35/42	18-9-5	11-5-4	2:30	5022	Cal Petersen
* Feb 24	at #6 Boston University	W	3-1	26/38	19-9-5	12-5-4	2:20	4562	Cal Petersen
* Feb 25	at #5 Boston University	L	1-4	41/36	19-10-5	12-6-4	2:12	5613	Cal Petersen
Mar 10	#10 PROVIDENCE COLLEGE	W	5-0	25/43	20-10-5	12-6-4	2:06	3933	Cal Petersen
Mar 11	#10 PROVIDENCE COLLEGE	W	5-2	38/30	21-10-5	12-6-4	2:30	4239	Cal Petersen

Team Record	W-L-T	Attendance	Dates	Total	Avg.
Overall:	21-10-5	Total:	36	149454	4152
Conference:	12-6-4	Home:	23	95476	4151
Home:	14-5-4	Away:	13	53978	4152
Away:	7-5-1	Neutral:	0	0	0
Neutral:	0-0-0				
Overtime:	0-1-4				

Date	Opponent	Score	Goals	Shots		Penalties		Power Plays	
				Assists	Shots	Pen-Min	Pen-Min	G-Ch	G-Ch
Oct 07	ARIZONA STATE	9-2	9 / 2	17 / 4	51 / 19	17-66	/ 31-116	6-19	/ 0-9
Oct 08	ARIZONA STATE	4-2	4 / 2	8 / 4	37 / 25	5-10	/ 12-32	1-9	/ 1-4
Oct 14	at Minnesota Duluth	3-4	3 / 4	5 / 7	23 / 32	6-12	/ 6-12	2-6	/ 1-6
Oct 15	at Minnesota Duluth	3-1	3 / 1	6 / 1	38 / 28	4-8	/ 3-6	1-3	/ 0-4
Oct 21	PENN STATE	3-3	3 / 3	4 / 6	33 / 32	9-18	/ 11-22	0-10	/ 1-8
Oct 22	PENN STATE	2-3	2 / 3	4 / 5	28 / 33	5-10	/ 6-12	2-6	/ 0-5
Oct 27	UCONN	2-4	2 / 4	4 / 7	49 / 25	1-2	/ 6-12	0-6	/ 1-1
Oct 28	UCONN	6-2	6 / 2	11 / 4	39 / 32	2-4	/ 1-2	1-1	/ 1-2
Nov 12	at Northeastern	5-2	5 / 2	10 / 4	28 / 25	4-8	/ 2-4	1-2	/ 2-4
Nov 13	at Northeastern	0-0	0 / 0	0 / 0	22 / 16	4-8	/ 6-12	0-4	/ 0-3
Nov 17	UMASS LOWELL	1-4	1 / 4	2 / 7	23 / 35	6-12	/ 5-10	0-4	/ 0-5
Nov 18	UMASS LOWELL	4-1	4 / 1	8 / 2	34 / 22	7-25	/ 4-8	0-4	/ 0-6
Nov 25	HOLY CROSS	5-3	5 / 3	8 / 4	30 / 20	2-4	/ 4-8	1-4	/ 1-2
Nov 26	CLARKSON	0-2	0 / 2	0 / 2	35 / 27	6-23	/ 8-16	0-7	/ 0-4
Dec 2	at Massachusetts	4-5	4 / 5	7 / 9	25 / 24	4-8	/ 2-4	1-2	/ 3-4
Dec 3	at Massachusetts	3-0	3 / 0	6 / 0	36 / 22	7-14	/ 4-8	0-2	/ 0-5
Dec 10	BOSTON COLLEGE	3-2	3 / 2	4 / 4	32 / 17	4-8	/ 6-12	1-6	/ 2-4
Dec 31	ALASKA	5-0	5 / 0	9 / 0	38 / 34	6-12	/ 6-12	2-5	/ 0-4
Jan 01	ALASKA	4-0	4 / 0	7 / 0	36 / 21	5-10	/ 5-21	2-5	/ 0-5
Jan 06	MICHIGAN TECH	3-1	3 / 1	4 / 2	26 / 28	5-10	/ 6-12	0-6	/ 1-5
Jan 07	MICHIGAN TECH	2-4	2 / 4	4 / 6	25 / 34	5-10	/ 4-8	1-3	/ 0-4
Jan 13	at Merrimack	2-1	2 / 1	3 / 2	36 / 22	6-12	/ 4-8	0-4	/ 1-6
Jan 14	at Merrimack	2-4	2 / 4	4 / 6	37 / 28	2-4	/ 3-6	1-3	/ 1-2
Jan 20	NEW HAMPSHIRE	2-2	2 / 2	3 / 3	49 / 28	4-8	/ 4-8	0-3	/ 1-3
Jan 21	NEW HAMPSHIRE	3-0	3 / 0	6 / 0	43 / 31	4-8	/ 5-10	0-3	/ 0-3
Jan 28	at Boston College	4-6	4 / 6	8 / 11	33 / 44	4-8	/ 5-10	0-3	/ 0-3
Feb 03	VERMONT	4-4	4 / 4	8 / 4	34 / 47	6-12	/ 6-12	1-5	/ 1-5
Feb 04	VERMONT	4-1	4 / 1	5 / 1	28 / 32	5-10	/ 6-12	0-4	/ 0-3
Feb 10	at Maine	3-2	3 / 2	3 / 3	28 / 31	4-8	/ 5-10	0-4	/ 1-4
Feb 11	at Maine	4-2	4 / 2	8 / 4	40 / 19	4-8	/ 5-10	2-5	/ 0-3
Feb 17	PROVIDENCE COLLEGE	4-1	4 / 1	6 / 0	35 / 34	3-6	/ 1-2	1-1	/ 0-2
Feb 18	PROVIDENCE COLLEGE	3-3	3 / 3	6 / 4	35 / 42	2-4	/ 3-6	1-3	/ 0-2
Feb 24	at Boston University	3-1	3 / 1	5 / 2	26 / 38	3-6	/ 3-6	0-2	/ 0-2
Feb 25	at Boston University	1-4	1 / 4	2 / 8	41 / 36	5-10	/ 5-10	0-4	/ 1-4
Mar 10	PROVIDENCE COLLEGE	5-0	5 / 0	10 / 0	25 / 43	3-6	/ 5-10	1-4	/ 0-1
Mar 11	PROVIDENCE COLLEGE	5-2	5 / 2	9 / 3	38 / 30	3-6	/ 4-8	1-3	/ 1-2
Totals		120-78	120 / 78	214 / 129	1216 / 105	172-398	/ 202-477	30-165	/ 21-139

Note: Game totals are displayed in the format TEAM/OPPONENT for each category

Date	Opponent	Score	Att.	Record:	Overall	Home	Away	Neutral			
* Oct 27	UCONN	L 2-4	2936	ALL GAMES	12-6-4	6-2-3	6-4-1	0-0-0			
* Oct 28	UCONN	W 6-2	4065	CONFERENCE	12-6-4	6-2-3	6-4-1	0-0-0			
* Nov 12	at Northeastern	W 5-2	3511	NON-CONFERENCE	0-0-0	0-0-0	0-0-0	0-0-0			
* Nov 13	at Northeastern	T 0-0	1444								
* Nov 17	#5 UMASS LOWELL	L 1-4	3151								
* Nov 18	#5 UMASS LOWELL	W 4-1	4653								
* Dec 2	at Massachusetts	L 4-5	2481								
* Dec 3	at Massachusetts	W 3-0	3039								
* Dec 10	#3 BOSTON COLLEGE	W 3-2	5022								
* Jan 13	at Merrimack	W 2-1	2251								
* Jan 14	at Merrimack	L 2-4	2271								
* Jan 20	NEW HAMPSHIRE	Tot 2-2	4504								
* Jan 21	NEW HAMPSHIRE	W 3-0	4652								
* Jan 28	at #13 Boston College	L 4-6	7884								
* Feb 03	#12 VERMONT	Tot 4-4	4520								
* Feb 04	#12 VERMONT	W 4-1	4744								
* Feb 10	at Maine	W 3-2	4990								
* Feb 11	at Maine	W 4-2	4392								
* Feb 17	#10 PROVIDENCE COLLEGE	W 4-1	4509								
* Feb 18	#10 PROVIDENCE COLLEGE	Tot 3-3	5022								
* Feb 24	at #6 Boston University	W 3-1	4562								
* Feb 25	at #5 Boston University	L 1-4	5613								
<b>TEAM STATISTICS</b>				<b>ND</b>	<b>OPP</b>						
SHOT STATISTICS											
Goals-Shot attempts		67-753	51-650								
Shot pct.		.089	.078								
Goals/Game		3.0	2.3								
Shots/Game		34.2	29.5								
POWER PLAYS											
Goals-Power Plays		10-75	15-76								
Conversion Percent		.133	.197								
Shot Attempts		131	108								
Shot Percent		.076	.139								
GOAL BREAKDOWN											
Power Play		10	15								
Short-handed		3	1								
Empty net		2	4								
Penalty		0	0								
Unassisted		4	4								
Overtime		0	0								
PENALTIES											
Number		91	91								
Minutes		193	182								
Penalties/Game		4.1	4.1								
Pen minutes/Game		8.8	8.3								
<b>##</b>	<b>Player</b>	<b>gp</b>	<b>g</b>	<b>a</b>	<b>pts</b>	<b>sh</b>	<b>sh%</b>	<b>pen-min</b>	<b>pp</b>	<b>sh</b>	
10	Anders Bjork	21	12	13	25	73	.164	5-10	2	2	
18	Jake Evans	22	9	15	24	70	.129	9-18	0	0	
15	Andrew Oglevie	22	12	10	22	65	.185	4-8	0	1	
4	Dennis Gilbert	22	0	18	18	31	.000	8-16	0	0	
3	Jordan Gross	22	4	8	12	91	.044	0-0	3	0	
27	Bobby Nardella	16	3	9	12	37	.081	2-4	2	0	
26	Cam Morrison	22	4	5	9	40	.100	1-2	1	0	
22	Andrew Peeke	22	4	5	9	39	.103	6-12	0	0	
11	Cal Burke	22	2	7	9	52	.038	1-2	0	0	
25	Dylan Malmquist	22	3	4	7	41	.073	5-10	1	0	
16	Connor Hurley	11	2	5	7	8	.250	5-10	0	0	
6	Tory Dello	21	1	6	7	43	.023	12-35	0	0	
28	Jack Jenkins	22	3	3	6	62	.048	1-2	0	0	
9	Dawson Cook	22	1	4	5	25	.040	3-6	0	0	
19	Mike O'Leary	20	2	2	4	12	.167	10-20	0	0	
21	Joe Wegwerth	16	2	2	4	25	.080	2-4	1	0	
8	Ben Ostlie	14	1	1	2	6	.167	2-4	0	0	
29	Bo Brauer	14	1	0	1	4	.250	1-2	0	0	
12	Felix Holmberg	13	1	0	1	7	.143	1-2	0	0	
2	Tony Bretzman	8	0	1	1	5	.000	1-2	0	0	
40	Cal Petersen	22	0	1	1	0	.000	1-2	0	0	
24	Luke Ripley	22	0	0	0	17	.000	11-22	0	0	
Total		22	67	119	186	753	.089	91-193	10	3	
Opponents		22	51	85	136	650	.078	91-182	15	1	
<b>##</b>	<b>Goalie</b>	<b>gp</b>	<b>min</b>	<b>ga</b>	<b>gaavg</b>	<b>saves</b>	<b>save%</b>	<b>w-l-t</b>			
40	Cal Petersen	22	1310:04	47	2.15	599	.927	12-6-4			
TM	EMPTY NET	10	4:56	4	-	0	.000	0-0-0			
Total		22	1315:00	51	2.33	599	.922	12-6-4			
Opponents		22	1315:00	67	3.06	686	.911	6-12-4			
<b>Attendance Summary</b>				<b>ND</b>	<b>Opponent</b>						
Total				47778	42438						
Dates/Avg Per Date				11/4343	11/3858						
Neutral Site #/Avg				0/0							
<b>Goals by Period</b>				<b>1st</b>	<b>2nd</b>	<b>3rd</b>	<b>Total</b>				
Notre Dame				15	22	30	67				
Opponents				16	16	19	51				
<b>Saves by Period</b>				<b>1st</b>	<b>2nd</b>	<b>3rd</b>	<b>Total</b>				
Notre Dame				199	194	199	599				
Opponents				218	257	204	686				







Hockey Game Box Score (Final) Penn State vs #3 Notre Dame (Oct 21, 2016 at Notre Dame, Ind.)

Penn State (2-1-1, 0-0-0 BIG) vs. Notre Dame (3-1-1, 0-0-0 HEA) Date: Oct 21, 2016 • Location: Notre Dame, Ind. • Arena: Compton Family Arena Attendance: 3411 • Start time: 7:35 PM • End time: 10:02 PM • Total time: 2:27

Table with columns: Prd, Time, Team, Scored by, Assists, Vis. on ice, Home on ice, Goals by Period, Shots by Period, Power Play Goals-Att (SH), Penalties-Minutes by Prd, GOALTENDERS, PENALTY SUMMARY.

Table with columns: Prd, Player, Team, Min/Offense, Time, Prd, Player, Team, Min/Offense, Time, Referee's signature.

Hockey Game Box Score (Final) UCONN vs #6 Notre Dame (Oct 27, 2016 at Notre Dame, Ind.)

UCONN (3-1-2, 1-0-0 HEA) vs. Notre Dame (3-3-1, 0-1-0 HEA) Date: Oct 27, 2016 • Location: Notre Dame, Ind. • Arena: Compton Family Arena Attendance: 2936 • Start time: 7:35 PM • End time: 9:58 PM • Total time: 2:23

Table with columns: Prd, Time, Team, Scored by, Assists, Vis. on ice, Home on ice, Goals by Period, Shots by Period, Power Play Goals-Att (SH), Penalties-Minutes by Prd, GOALTENDERS, PENALTY SUMMARY.

Table with columns: Prd, Player, Team, Min/Offense, Time, Prd, Player, Team, Min/Offense, Time, Referee's signature.

Win-Huska, Adam (1-1-1). Loss-Cal Petersen (3-3-1). Referee's signature

Hockey Game Box Score (Final) Penn State vs #3 Notre Dame (Oct 22, 2016 at Notre Dame, Ind.)

Penn State (3-1-1, 0-0-0 BIG) vs. Notre Dame (3-2-1, 0-0-0 HEA) Date: Oct 22, 2016 • Location: Notre Dame, Ind. • Arena: Compton Ice Arena Attendance: 3518 • Start time: 7:10 PM • End time: 9:30 PM • Total time: 2:20

Table with columns: Prd, Time, Team, Scored by, Assists, Vis. on ice, Home on ice, Goals by Period, Shots by Period, Power Play Goals-Att (SH), Penalties-Minutes by Prd, GOALTENDERS, PENALTY SUMMARY.

Table with columns: Prd, Player, Team, Min/Offense, Time, Prd, Player, Team, Min/Offense, Time, Referee's signature.

Win-Jones, Peyton (3-0-1). Loss-Cal Petersen (3-2-1). Referee's signature

Hockey Game Box Score (Final) UCONN vs #6 Notre Dame (Oct 28, 2016 at Notre Dame, Ind.)

UCONN (3-2-3, 1-1-0) vs. Notre Dame (4-3-1, 1-1-0) Date: Oct 28, 2016 • Location: Notre Dame, Ind. • Arena: Compton Ice Arena Attendance: 4065 • Start time: 7:35 PM • End time: 9:35 • Total time: 2:00

Table with columns: Prd, Time, Team, Scored by, Assists, Vis. on ice, Home on ice, Goals by Period, Shots by Period, Power Play Goals-Att (SH), Penalties-Minutes by Prd, GOALTENDERS, PENALTY SUMMARY.

Table with columns: Prd, Player, Team, Min/Offense, Time, Prd, Player, Team, Min/Offense, Time, Referee's signature.

Win-Cal Petersen (4-3-1). Loss-Nichols, Rob (2-1-2). Referee's signature



Hockey Game Box Score (Final) #9 Notre Dame vs Northeastern (Nov 12, 2016 at Boston, Mass.)

Notre Dame (5-3-1, 2-1-1 HEA) vs. Northeastern (3-4-3, 0-3-1 HEA)
Date: Nov 12, 2016 • Location: Boston, Mass. • Arena: Matthews Arena
Attendance: 3511 • Start time: 7:00pm • End time: 9:20pm • Total time: 2:20

Table with columns: Prd, Time, Team, Scored by, Assists, Vis. on ice, Home on ice, Goals by Period. Includes player names like Sikura, Dylan/4 and Gaudette, Adam/7.

TEAM SUMMARY table with columns: #, Notre Dame, 1, 2, 3, Tot +/-, #, Northeastern, 1, 2, 3, Tot +/-.

GOALTENDERS table with columns: #, Notre Dame, Dec, Min, GA, 1, 2, 3, Saves, #, Northeastern, Dec, Min, GA, 1, 2, 3, Saves.

PENALTY SUMMARY table with columns: Prd, Player, Team, Min/Offense, Time, Prd, Player, Team, Min/Offense, Time.

Win-Cal Petersen (5-3-1). Loss-Ruck, Ryan (3-4-3).

Referee's signature

Hockey Game Box Score (Final) #9 Notre Dame vs Northeastern (Nov 13, 2016 at Boston, Mass.)

Notre Dame (5-3-2, 2-1-1) vs. Northeastern (3-4-4, 0-3-2)
Date: Nov 13, 2016 • Location: Boston, Mass. • Arena: Matthews Arena
Attendance: 1444 • Start time: 3:00 pm • End time: 4:28 pm • Total time: 1:28

Table with columns: Prd, Time, Team, Scored by, Assists, Vis. on ice, Home on ice, Goals by Period. Includes player names like Jordan Gross and Owens, Trevor.

TEAM SUMMARY table with columns: #, Notre Dame, 1, 2, 3, Tot +/-, #, Northeastern, 1, 2, 3, Tot +/-.

GOALTENDERS table with columns: #, Notre Dame, Dec, Min, GA, 1, 2, 3, Saves, #, Northeastern, Dec, Min, GA, 1, 2, 3, Saves.

PENALTY SUMMARY table with columns: Prd, Player, Team, Min/Offense, Time, Prd, Player, Team, Min/Offense, Time.

Notre Dame-Cal Petersen (5-3-2). Northeastern-Theut, Jake (0-0-1).

Referee's signature

Hockey Game Box Score (Final) #5 UMass Lowell vs #9 Notre Dame (Nov 17, 2016 at Notre Dame, Ind.)

UMass Lowell (8-3-2, 4-1-0 HEA) vs. Notre Dame (5-4-2, 2-2-1 HEA)
Date: Nov 17, 2016 • Location: Notre Dame, Ind. • Arena: Compton Family Arena
Attendance: 3151 • Start time: 7:35 PM • End time: 9:35 PM • Total time: 2:00

Table with columns: Prd, Time, Team, Scored by, Assists, Vis. on ice, Home on ice, Goals by Period. Includes player names like UMass Lowell and Notre Dame.

TEAM SUMMARY table with columns: #, Notre Dame, 1, 2, 3, Tot +/-, #, UMass Lowell, 1, 2, 3, Tot +/-.

GOALTENDERS table with columns: #, UMass Lowell, Dec, Min, GA, 1, 2, 3, Saves, #, Notre Dame, Dec, Min, GA, 1, 2, 3, Saves.

PENALTY SUMMARY table with columns: Prd, Player, Team, Min/Offense, Time, Prd, Player, Team, Min/Offense, Time.

Win-Wall, Tyler (8-2-1). Loss-Cal Petersen (5-4-2).

Referee's signature

Hockey Game Box Score (Final) #5 UMass Lowell vs #9 Notre Dame (Nov 18, 2016 at Notre Dame, Ind.)

UMass Lowell (8-4-2, 4-2-0 HEA) vs. Notre Dame (6-4-2, 3-2-1 HEA)
Date: Nov 18, 2016 • Location: Notre Dame, Ind. • Arena: Compton Family Arena
Attendance: 4653 • Start time: 7:35 PM • End time: 9:45 PM • Total time: 2:10

Table with columns: Prd, Time, Team, Scored by, Assists, Vis. on ice, Home on ice, Goals by Period. Includes player names like UMass Lowell and Notre Dame.

TEAM SUMMARY table with columns: #, Notre Dame, 1, 2, 3, Tot +/-, #, UMass Lowell, 1, 2, 3, Tot +/-.

GOALTENDERS table with columns: #, UMass Lowell, Dec, Min, GA, 1, 2, 3, Saves, #, Notre Dame, Dec, Min, GA, 1, 2, 3, Saves.

PENALTY SUMMARY table with columns: Prd, Player, Team, Min/Offense, Time, Prd, Player, Team, Min/Offense, Time.

Win-Cal Petersen (6-4-2). Loss-Hernberg, Chris (0-1-1).

Referee's signature

Hockey Game Box Score (Final) Holy Cross vs #11 Notre Dame (Nov 25, 2016 at Notre Dame, Ind.)

Holy Cross (5-4-2, 2-2-2 AH) vs. Notre Dame (7-4-2, 3-2-1 HEA)
Date: Nov 25, 2016 • Location: Notre Dame, Ind. • Arena: Compton Family Arena
Attendance: 4581 • Start time: 7:35 PM • End time: 9:33 PM • Total time: 1:58

Table with columns: Prd, Time, Team, Scored by, Assists, Vis. on ice, Home on ice, Goals by Period, Shots by Period, Power Play Goals-Att (Sh), Penalties-Minutes by Prd, TEAM SUMMARY, GOALTENDERS, PENALTY SUMMARY

Table with columns: # Holy Cross, Dec, Min, GA, 1, 2, 3, Saves, # Notre Dame, Dec, Min, GA, 1, 2, 3, Saves

Table with columns: Prd, Player, Team, Min/Offense, Time, Prd, Player, Team, Min/Offense, Time

Win-Cal Petersen (7-4-2), Loss-Berraffato, Paul (5-4-2), Shillelagh Tournament

Referee's signature

Hockey Game Box Score (Final) Clarkson vs #11 Notre Dame (Nov 26, 2016 at Notre Dame, Ind.)

Clarkson (8-5-3, 4-1-1 ECAC) vs. Notre Dame (7-5-2, 3-2-1 HEA)
Date: Nov 26, 2016 • Location: Notre Dame, Ind. • Arena: Compton Family Arena
Attendance: 3865 • Start time: 7:35 PM • End time: 9:42 PM • Total time: 2:07

Table with columns: Prd, Time, Team, Scored by, Assists, Vis. on ice, Home on ice, Goals by Period, Shots by Period, Power Play Goals-Att (Sh), Penalties-Minutes by Prd, TEAM SUMMARY, GOALTENDERS, PENALTY SUMMARY

Table with columns: # Clarkson, Dec, Min, GA, 1, 2, 3, Saves, # Notre Dame, Dec, Min, GA, 1, 2, 3, Saves

Table with columns: Prd, Player, Team, Min/Offense, Time, Prd, Player, Team, Min/Offense, Time

Win-Kiely, Jake (7-4-3), Loss-Cal Petersen (7-5-2), F - ANDERS BJORK (ND), F - JOE SNEELY (ALE), D - TORY DELLO (ND), G - JAKE KIELY (CU), MOP - JAKE KIELY (CU)

Referee's signature

Hockey Game Box Score (Final) #12 Notre Dame vs Massachusetts (12/02/16 at Amherst, Mass.)

Notre Dame (7-6-2, 3-3-1 HEA) vs. Massachusetts (4-7-2, 2-5-1 HEA)
Date: 12/02/16 • Location: Amherst, Mass. • Arena: Mullins Center
Attendance: 2481 • Start time: 6:00 pm • End time: 8:29 pm • Total time: 2:29

Table with columns: Prd, Time, Team, Scored by, Assists, Vis. on ice, Home on ice, Goals by Period, Shots by Period, Power Play Goals-Att (Sh), Penalties-Minutes by Prd, TEAM SUMMARY, GOALTENDERS, PENALTY SUMMARY

Table with columns: # Notre Dame, Dec, Min, GA, 1, 2, 3, Saves, # Massachusetts, Dec, Min, GA, 1, 2, 3, Saves

Table with columns: Prd, Player, Team, Min/Offense, Time, Prd, Player, Team, Min/Offense, Time

Win-Wischow, Ryan (3-3-2), Loss-Cal Petersen (7-6-2)

Referee's signature

Hockey Game Box Score (Final) #12 Notre Dame vs Massachusetts (12/03/16 at Amherst, Mass.)

Notre Dame (8-6-2, 4-3-1 HEA) vs. Massachusetts (4-8-2, 2-6-1 HEA)
Date: 12/03/16 • Location: Amherst, Mass. • Arena: Mullins Center
Attendance: 3039 • Start time: 7:00 pm • End time: 9:20 pm • Total time: 2:20

Table with columns: Prd, Time, Team, Scored by, Assists, Vis. on ice, Home on ice, Goals by Period, Shots by Period, Power Play Goals-Att (Sh), Penalties-Minutes by Prd, TEAM SUMMARY, GOALTENDERS, PENALTY SUMMARY

Table with columns: # Notre Dame, Dec, Min, GA, 1, 2, 3, Saves, # Massachusetts, Dec, Min, GA, 1, 2, 3, Saves

Table with columns: Prd, Player, Team, Min/Offense, Time, Prd, Player, Team, Min/Offense, Time

Win-Cal Petersen (8-6-2), Loss-Wischow, Ryan (3-4-2)

Referee's signature





Hockey Game Box Score (Final)

Michigan Tech vs #12 Notre Dame (Jan 07, 2017 at Notre Dame, Ind.)

Michigan Tech (14-9-3, 11-3-2 WCHA) vs. Notre Dame (12-7-2, 5-3-1 HEA)
Date: Jan 07, 2017 • Location: Notre Dame, Ind. • Arena: Compton Family Arena
Attendance: 4741 • Start time: 7:10 PM • End time: 9:35 PM • Total time: 2:25

Table with columns: Prd, Time, Team, Score, Assists, Vis. on ice, Home on ice, Goals by Period, Shots by Period, Power Play Goals-Att (Sh), Penalties-Minutes by Prd. Includes team summaries and goaltenders.

Table with columns: Prd, Player, Team, Min/Offense, Time. Includes Win-Angus Redmond (13-4-1), Loss-Cal Petersen (12-7-2), Referee's signature.

Hockey Game Box Score (Final)

#13 Notre Dame vs Merrimack (01/13/17 at North Andover, Mass.)

Notre Dame (13-7-2, 6-3-1 HEA) vs. Merrimack (7-11-3, 1-5-3 HEA)
Date: 01/13/17 • Location: North Andover, Mass. • Arena: Lawler Rink
Attendance: 2251 • Start time: 7:05pm • End time: 9:12pm • Total time: 2:07

Table with columns: Prd, Time, Team, Score, Assists, Vis. on ice, Home on ice, Goals by Period, Shots by Period, Power Play Goals-Att (Sh), Penalties-Minutes by Prd. Includes team summaries and goaltenders.

Table with columns: Prd, Player, Team, Min/Offense, Time. Includes Win-Cal Petersen (13-7-2), Loss-Collin Delia (1-5-0), Referee's signature.

Hockey Game Box Score (Final)

#13 Notre Dame vs Merrimack (01/14/17 at North Andover, Mass.)

Notre Dame (13-8-2, 6-4-1 HEA) vs. Merrimack (8-11-3, 2-5-3 HEA)
Date: 01/14/17 • Location: North Andover, Mass. • Arena: Lawler Rink
Attendance: 2271 • Start time: 6:05pm • End time: 8:18pm • Total time: 2:13

Table with columns: Prd, Time, Team, Score, Assists, Vis. on ice, Home on ice, Goals by Period, Shots by Period, Power Play Goals-Att (Sh), Penalties-Minutes by Prd. Includes team summaries and goaltenders.

Table with columns: Prd, Player, Team, Min/Offense, Time. Includes Win-Collin Delia (2-5-0), Loss-Cal Petersen (13-8-2), Referee's signature.

Hockey Game Box Score (Final)

New Hampshire vs #14 Notre Dame (Jan 20, 2017 at Notre Dame, Ind.)

New Hampshire (11-8-4, 6-2-3 HEA) vs. Notre Dame (13-8-3, 6-4-2 HEA)
Date: Jan 20, 2017 • Location: Notre Dame, Ind. • Arena: Compton Family Arena
Attendance: 4504 • Start time: 7:35 PM • End time: 9:46 PM • Total time: 2:11

Table with columns: Prd, Time, Team, Score, Assists, Vis. on ice, Home on ice, Goals by Period, Shots by Period, Power Play Goals-Att (Sh), Penalties-Minutes by Prd. Includes team summaries and goaltenders.

Table with columns: Prd, Player, Team, Min/Offense, Time. Includes New Hampshire-Danny Tirone (11-6-4), Notre Dame-Cal Petersen (13-8-3), Referee's signature.









Hockey Game Box Score (Final) #13 Notre Dame vs #6 Boston University (Feb 24, 2017 at Boston, Mass.)

Notre Dame (19-9-5, 12-5-4) vs. Boston University (20-10-3, 12-6-3) Date: Feb 24, 2017 • Location: Boston, Mass. • Arena: Agganis Arena Attendance: 4562 • Start time: 6:05 • End time: 8:25 • Total time: 2:20

Table with 5 columns: Prd, Time, Team, Scored by, Assists, Vls., on ice, Home on ice. Rows 1-4 showing game details.

TEAM SUMMARY

Summary table with columns for Goals (G), Assists (A), Penalties (PI), Shots (+/-), Blanks (BI) for both teams.

GOALTENDERS

Table listing goalies for both teams: Cal Petersen (ND) and Jake Oettinger (BU).

PENALTY SUMMARY

Table listing penalties for both teams, including player name, team, minutes off, and time.

Win-Cal Petersen (19-9-5). Loss-Jake Oettinger (17-9-3). BU Timeout at 18:44 of third period

Referee's signature

Hockey Game Box Score (Final) #13 Notre Dame vs #5 Boston University (Feb 25, 2017 at Boston, Mass.)

Notre Dame (19-10-5, 12-6-4 HEA) vs. Boston University (21-10-3, 13-6-3 HEA) Date: Feb 25, 2017 • Location: Boston, Mass. • Arena: Agganis Arena Attendance: 5613 • Start time: 7:12 pm • End time: 9:24 pm • Total time: 2:12

Table with 5 columns: Prd, Time, Team, Scored by, Assists, Vls., on ice, Home on ice. Rows 1-5 showing game details.

TEAM SUMMARY

Summary table with columns for Goals (G), Assists (A), Penalties (PI), Shots (+/-), Blanks (BI) for both teams.

GOALTENDERS

Table listing goalies for both teams: Cal Petersen (ND) and Jake Oettinger (BU).

PENALTY SUMMARY

Table listing penalties for both teams, including player name, team, minutes off, and time.

Win-Jake Oettinger (18-9-3). Loss-Cal Petersen (19-10-5).

Referee's signature

Hockey Game Box Score (Final) #10 Providence College vs #12 Notre Dame (Mar 10, 2017 at Notre Dame, Ind.)

Providence College (22-10-5, 12-7-3) vs. Notre Dame (20-10-5, 12-6-4) Date: Mar 10, 2017 • Location: Notre Dame, Ind. • Arena: Compton Family Arena Attendance: 3933 • Start time: 7:35 PM • End time: 9:41 PM • Total time: 2:06

Table with 5 columns: Prd, Time, Team, Scored by, Assists, Vls., on ice, Home on ice. Rows 1-5 showing game details.

TEAM SUMMARY

Summary table with columns for Goals (G), Assists (A), Penalties (PI), Shots (+/-), Blanks (BI) for both teams.

GOALTENDERS

Table listing goalies for both teams: Hawkey, Hayden (PC) and Cal Petersen (ND).

PENALTY SUMMARY

Table listing penalties for both teams, including player name, team, minutes off, and time.

Win-Cal Petersen (20-10-5). Loss-Hawkey, Hayden (22-10-5).

Referee's signature

Hockey Game Box Score (Final) #10 Providence College vs #12 Notre Dame (Mar 11, 2017 at Notre Dame, Ind.)

Providence College (22-11-5, 12-7-3 HEA) vs. Notre Dame (21-10-5, 12-6-4 HEA) Date: Mar 11, 2017 • Location: Notre Dame, Ind. • Arena: Compton Family Arena Attendance: 4239 • Start time: 7:05 PM • End time: 9:35 PM • Total time: 2:30

Table with 5 columns: Prd, Time, Team, Scored by, Assists, Vls., on ice, Home on ice. Rows 1-7 showing game details.

TEAM SUMMARY

Summary table with columns for Goals (G), Assists (A), Penalties (PI), Shots (+/-), Blanks (BI) for both teams.

GOALTENDERS

Table listing goalies for both teams: Hawkey, Hayden (PC) and Cal Petersen (ND).

PENALTY SUMMARY

Table listing penalties for both teams, including player name, team, minutes off, and time.

Win-Cal Petersen (21-10-5). Loss-Hawkey, Hayden (22-11-5).

Referee's signature





**#2 Tony Bretzman**

Jr. | F | Mendota Heights, Minnesota  
Langley Rivermen (BCHL)

**Career Highs**

Goals: 1 (2x - vs. UConn 11/1/15)  
Assists: 1 (2x - at UMass 12/3/16)  
Points: 1 (4x - at UMass 12/3/16)  
Multi-point games: n/a  
Point Streak: n/a

**Post-Season Stats**

2014-15	4 GP, 0-0-0
2015-16	0 GP, 0-0-0
Totals	4 GP, 0-0-0

**2016-17 Notes**

- Notched an assist in Notre Dame's 3-0

win at UMass (Dec. 3), which was his fourth game of the season.

**Bretzman's Career Stats**

Season	GP	G	A	Points	Shots	Shot%	Pen-Min	+/-	PPG	SHG	GWG
2014-15	17	1	1	2	8	.125	3-6	-2	0	0	1
2015-16	8	1	0	1	5	.200	2-4	+2	0	0	0
2016-17	11	0	1	1	6	.000	1-2	-1	0	0	0
TOTAL	36	2	2	4	19	.105	6-12	-1	0	0	1



**#3 Jordan Gross**

JR. | D | Maple Grove, Minnesota  
Green Bay Gamblers (USHL)

**Career Highs**

Goals: 2 (2x - vs. Northeastern 11/12/15)  
Assists: 3 (vs. Alaska 12/31/16)  
Points: 3 (2x - Arizona State 10/7/16)  
Multi-point games: 21  
Point Streak: 9 games  
(Dec. 5 - Jan. 23, 2015; 3-8-11)

**Post-Season Stats**

2014-15	6 GP, 1-3-4
2015-16	3 GP, 1-0-1
2016-17	2 GP, 2-1-3
Totals	11 GP, 4-4-8

**2016-17 Notes**

- Opened the season with a three-point game (1G, 2A) against Arizona State (Oct. 7), tying his career high mark in the 9-2 win.
- Gross has played 114 consecutive games to start his Notre Dame career.
- Notched the third period, game tying goal in Notre Dame's 3-3 tie with Penn State on Oct. 21 (also had an assist in that game).
- Notched a power-play goal in Notre Dame's 5-2 win at Northeastern (Nov. 12).
- Notched a career-high three assists in Notre Dame's 5-0 win over Alaska (Dec. 31) and then added a goal and

an assist in the 4-0 game two win over the Nanooks (Jan. 1) for a five-point weekend.

- Had a pair of assists in Notre Dame's 6-4 loss at Boston College (Jan. 28).
- Scored the game winner in Notre Dame's 4-1 win over Vermont (Feb. 4).
- Had a power-play goal and an assist in Notre Dame's 4-2 win at Maine (Feb. 11).
- Notched a goal and an assist in Notre Dame's 5-0 win over Providence in game one of the Hockey East quarterfinals, including the game winner (March 10).
- Scored Notre Dame's second goal in the game two, 5-2 win over Providence (March 11).

**Gross's Career Stats**

Season	GP	G	A	Points	Shots	Shot%	Pen-Min	+/-	PPG	SHG	GWG
2014-15	42	7	21	28	92	.076	7-14	+8	1	0	1
2015-16	37	9	22	31	113	.080	11-30	+15	2	0	1
2016-17	36	10	20	30	150	.067	6-12	+12	5	0	3
TOTAL	115	26	63	89	355	.073	24-56	+35	8	0	5



**#4 Dennis Gilbert**

So. | D | Buffalo, New York  
Chicago Steel (USHL)

**Career Highs**

Goals: 1 (2x - at BC 12/10/15)

Assists: 2 (8x - vs. Providence 2/18/17)

Points: 2 (9x - vs. Providence 2/18/17)

Multi-point games: 9

Point Streak: 5 games

(Feb. 4 - Feb. 18., 2017; 0-9-9)

**Post-Season Stats**

2015-16	3 GP, 0-0-0
2016-17	2 GP, 0-1-1
Totals	5 GP, 0-1-1

**2016-17 Notes**

- Tied a career high with two assists in Notre Dame's 6-2 win over UConn (Oct. 28).
- Then had a two-assist game in Notre Dame's next contest, a 5-2 win at Northeastern (Nov. 12).
- Also posted a two-assist game in in

Notre Dame's 6-4 loss at Boston College (Jan. 28).

- Notched a pair of assists in Notre Dame's 3-2 win over Maine in Portland (Feb. 10) and added an assist the next night for a three-point weekend.
- Was named the Hockey East Defensive Player of the Week following that sweep of Maine (Feb. 13).
- Had a pair of assists in Notre Dame's 4-1 win over 10th-ranked Providence (Feb. 17) and then also had a pair of assists in game two against Providence (Feb. 18).

**Gilbert's Career Stats**

Season	GP	G	A	Points	Shots	Shot%	Pen-Min	+/-	PPG	SHG	GWG
2015-16	37	2	8	10	54	.037	17-34	+5	1	0	1
2016-17	36	0	21	21	49	.000	11-22	+28	0	0	0
TOTAL	73	2	29	31	103	.019	28-56	+33	1	0	1



**#6 Tory Dello**

Rr. | D | Crystal Lake, Illinois  
Tri-City Storm (USHL)

**Career Highs**

Goals: 1 (vs. UConn 10/27/16)

Assists: 2 (vs. Holy Cross 11/25/16)

Points: 2 (vs. Holy Cross 11/25/16)

Multi-point games: 1

Point Streak: 3 games

(Feb. 17-24; 0-3-3)

**Post-Season Stats**

2016-17	2 GP, 0-1-1
---------	-------------

**2016-17 Notes**


- Registered his first career point in his first career game by notching an assist on Anders Bjork's game-winning,

power-play goal against Arizona State (Oct. 7).

- Notched his first career goal in the 4-2 loss to UConn (Oct. 27).
- Had a career-high two assists in Notre Dame's 5-3 win over Holy Cross in the Shillelagh Tournament.
- Had an assist in both games against 10th-ranked Providence (Feb. 17-18) to help the Irish win the series (1-0-1).
- Had an assist on Ben Ostlie's game-winning goal at No. 5/6 Boston University (Feb. 24).

**Dello's Career Stats**

Season	GP	G	A	Points	Shots	Shot%	Pen-Min	+/-	PPG	SHG	GWG
2016-17	35	1	11	12	75	.013	22-63	+11	0	0	0
TOTAL	35	1	11	12	75	.013	22-63	+11	0	0	0



**#8 Ben Ostlie**

Sr. | F | Edina, Minnesota  
Omaha Lancers (USHL)

**Career Highs**

Goals: 1 (3x - at Boston University 2/24/17)  
Assists: 1 (4x - at Boston University 2/15/17)  
Points: 1 (7x - at Boston University 2/25/17)  
Multi-point games: n/a

**Post-Season Stats**

2014-15	3 GP, 0-1-1
2015-16	3 GP, 0-0-0
2016-17	2 GP, 0-0-0
Totals	8 GP, 0-1-1

**2016-17 Notes**

- Scored the game-winning goal in

Notre Dame's 3-1 win at No. 5/6 Boston University (Feb. 24), marking his first goal since October 17, 2015 (at Penn State).

- Added an assist in game two at Boston University (Feb. 25) for his first career point streak.

**Ostlie's Career Stats**

Season	GP	G	A	Points	Shots	Shot%	Pen-Min	+/-	PPG	SHG	GWG
2013-14	12	0	0	0	10	.000	3-6	-3	0	0	0
2014-15	24	1	2	3	13	.077	2-4	0	0	0	0
2015-16	27	1	1	2	17	.059	2-4	-5	0	0	0
2016-17	26	1	1	2	11	.091	5-10	0	0	0	1
TOTAL	89	3	4	7	51	.059	12-24	-8	0	0	1



**#9 Dawson Cook**

Jr. | F | Cadillac, Michigan  
Green Bay Gamblers (USHL)

**Career Highs**

Goals: 1 (5x - vs. UMass Lowell 11/18/16)  
Assists: 1 (6x - at Maine 2/11/17)  
Points: 1 (11x - at Maine 2/11/17)  
Multi-point games: n/a  
Point Streak: 2 games  
(Nov. 28 - Dec. 4, 2015)

**Post-Season Stats**

2014-15	4 GP, 0-0-0
2015-16	3 GP, 0-0-0
2016-17	2 GP, 0-0-0
Totals	9 GP, 0-0-0

**2016-17 Notes**

- Scored in Notre Dame's 4-1 win over then No. 4/5 UMass Lowell (Nov. 18).

**Cook's Career Stats**

Season	GP	G	A	Points	Shots	Shot%	Pen-Min	+/-	PPG	SHG	GWG
2014-15	35	1	1	2	11	.091	4-8	-6	0	0	0
2015-16	32	3	1	4	16	.188	2-4	-2	0	0	1
2016-17	35	1	5	6	37	.027	4-8	+5	0	0	0
TOTAL	102	5	7	12	64	.078	10-20	-3	0	0	1



### #10 Anders Bjork

Jr. | F | Mequon, Wisconsin  
U.S. National U-18 Team

#### Career Highs

Goals: 2 (7x - vs. Providence 2/17/17)  
Assists: 2 (14x - vs. Alaska 12/31/16)  
Points: 4 (2x - vs. UConn 10/28/16)  
Multi-point games: 23  
Point Streak: 10 games  
(Nov. 28 - Jan. 23, 2016; 7-8-15)

#### Post-Season Stats

2014-15	6 GP, 1-4-5
2015-16	3 GP, 1-2-3
2016-17	1 GP, 0-1-1
Totals	10 GP, 2-7-9

#### 2016-17 Notes

- Opened the season by scoring two goals and adding an assist in Notre Dame's 9-2 win over Arizona State (Oct. 7).
- The next night against the Sun Devils, posted a career-high four points on two goals and two assists.
- Had the game-winning goal on both wins over Arizona State and was named the Hockey East Player of the Week for his seven-point weekend (Oct. 10).
- Scored a highlight reel goal at Minnesota Duluth (Oct. 14) when he beat the defense and finished with a high wrist shot for his fifth goal of the

season.

- Had a pair of assists in Notre Dame's 3-1 win at No. 4 Minnesota Duluth (Oct. 15).
- Posted his second four-point game of the season in Notre Dame's 6-2 win over UConn (Oct. 28), including two goals and two assists.
- Finished October with 16 points (7-9-17) and was named the Hockey East Player of the Month.
- Had a goal and two assists to lead Notre Dame past Holy Cross, 5-3, in the opening round of the Shillelagh Tournament (Nov. 25).
- Had two third-period goals in Notre Dame's 5-4 loss at UMass (Dec. 2).
- Scored two goals, including the shorthanded game-winning tally, in Notre Dame's comeback win, 3-2, over then No. 3/4 Boston College (Dec. 10).
- Was named the Hockey East Player of the Week on Dec. 12 following his performance against the Eagles.
- Notched two assists in Notre Dame's 5-0 win over Alaska (Dec. 31) and then added a goal and an assist in the 4-0 game two win over the Nanooks (Jan. 1) for a four-point weekend.
- Scored the third period game winner in Notre Dame's 2-1 win at Merrimack (Jan. 13).
- Bjork's five game-winning goals are the most by a Notre Dame player since 2010-11, when Anders Lee had seven.
- Bjork reached the 25-point plateau in his 15th game of the season, the fastest a Notre Dame player has reached 25 points under Head Coach Jeff Jackson.
- Had a goal and an assist in Notre Dame's 6-4 loss at Boston College (Jan. 28).
- Missed game one (Feb. 3) of the Vermont series due to illness, but returned to the lineup for game two (Feb. 4).
- Named one of five finalists for the 2017

- Hockey Humanitarian Award (Feb. 2).
- Had an unassisted goal to put the Irish up 2-0 in an eventual 3-2 victory over Maine (Feb. 10).
- Notched a shorthanded goal and a power-play tally in the third period to lift the Irish to a 4-1 win over 10th-ranked Providence (Feb. 17).
- Had an assist in the 3-3 tie versus Providence (Feb. 18) to reach 100-career points, becoming the 51st player in program history to notch at least 100 career points.
- Bjork, who is part of the fourth father-son duo to play at Notre Dame, joins his father Kirt as the first father-son tandem to each register 100-career points at Notre Dame (Kirt was a 1983 All-American who totaled 161 points on 76 goals and 85 assists).
- Notched two assists in Notre Dame's 5-2, game two win over Providence in the Hockey East Quarterfinals (March 11).
- The Irish are 20-5-2 when Bjork registers at least one point (1-5-3 when he does not and is in the lineup, 0-0-1 when he is out of the lineup).

#### Notre Dame's Career Points List

43. Tim Reilly (1981-86)	43-65-108
44. Aniket Dhadphale (1995-99)	61-44-105
44. Billy Maday (2008-12)	45-60-105
<b>46. Anders Bjork (2014-pres.)</b>	<b>38-64-104</b>
47. Bob Thebeau (1982-86)	40-63-103

#### Bjork's Career Stats

Season	GP	G	A	Points	Shots	Shot%	Pen-Min	+/-	PPG	SHG	GWG
2014-15	41	7	15	22	74	.095	7-14	-3	1	1	0
2015-16	35	12	23	35	92	.130	4-8	+28	3	0	0
2016-17	35	19	28	47	118	.161	7-14	+18	4	2	5
TOTAL	111	38	66	104	284	.134	18-36	+43	8	3	5



**#11 Cal Burke**

Fr. | F | Boxborough, Massachusetts  
Cedar Rapids RoughRiders (USHL)

**Career Highs**

Goals: 1 (3x - vs. Providence 2/17/17)  
Assists: 2 (vs. UMass Lowell 11/18/16)  
Points: 2 (vs. UMass Lowell 11/18/16)  
Multi-point games: 1  
Point Streak: 5 games;  
(Feb. 3 - pres.)

**Post-Season Stats**

2016-17 1 GP, 0-0-0

**2016-17 Notes**

- Opened his Irish career by notching an assist in the first game of the season, a 9-2 win over Arizona State (Oct. 7).

- Posted his first career multi-point game with two assists in Notre Dame's 4-1 win over UMass Lowell (Nov. 18).
- Scored his first career goal in Notre Dame's 5-0 win over Alaska (Dec. 31).
- Scored the empty net tally to seal Notre Dame's 4-1 win over Vermont (Feb. 4).
- Scored his first career game winner 59 seconds into the third period against 10th-ranked Providence in Notre Dame's 4-1 win (Feb.17).
- Injured in game one of the Hockey East Quarterfinal series with Providence (day-to-day, lower body).

**Burke's Career Stats**

Season	GP	G	A	Points	Shots	Shot%	Pen-Min	+/-	PPG	SHG	GWG
2016-17	35	3	8	11	69	.043	4-8	+3	0	0	1
TOTAL	35	3	8	11	69	.043	4-8	+3	0	0	1



**#12 Felix Holmberg**

Fr. | F | Stockholm, Sweden  
AIK J20 (SuperElit)

**2016-17 Notes**

- Made his Irish debut in Notre Dame's 9-2 season-opening victory over Arizona State (Oct. 7)
- Holmberg is the fifth European to play for the Irish and the third from Stockholm, Sweden (Calle Ridderwall was the last from 2077-11).
- Battled an illness during the middle of the season and then returned to the lineup against New Hampshire (1/20/17).
- Scored his first career goal in Notre Dame's 6-4 loss at Boston College (Jan. 28).

**Career Highs**

Goals: 1 (at Boston College 1/28/17)  
Assists: --  
Points: 1 (at Boston College 1/28/17)  
Multi-point games: --  
Point Streak: --

**Holmberg's Career Stats**

Season	GP	G	A	Points	Shots	Shot%	Pen-Min	+/-	PPG	SHG	GWG
2016-17	18	1	0	1	8	.125	1-2	-1	0	0	0
TOTAL	18	1	0	1	8	.125	1-2	-1	0	0	0



**#15 Andrew Oglevie**

So. | F | Fullerton, California  
Cedar Rapids RoughRiders

**Career Highs**

Goals: 2 (2X - at Boston College 1/28/17)  
Assists: 3 (vs. Providence 3/11/17)  
Points: 3 (4x - vs. Providence 3/11/17)  
Multi-point games: 10  
Point Streak: 11 games  
(Jan. 7 - Feb. 17; 9-5-14)

**Post-Season Stats**

2015-16 3 GP, 0-0-0

2016-17	2 GP, 1-3-4
Totals	5 GP, 1-3-4

**2016-17 Notes**


- Opened the season by tying his career-high point total with three (1G, 2A) in Notre Dame's season-opening 92 win over Arizona State.
- Had a power-play goal and an assist in Notre Dame's 4-3 loss at #4 Minnesota Duluth (Oct. 14).
- Added a power-play goal in Notre Dame's 3-1 win at Minnesota Duluth (Oct. 15).
- Had a goal and two assists in Notre Dame's 5-2 win at Northeastern (Nov. 12).
- Scored the first (and game-winning) goal in Notre Dame's 3-0 win at UMass (Dec. 3).
- Scored the game-tying goal in Notre Dame's 3-2 comeback win over then No. 3/4 Boston College (Dec. 10).
- Had a power-play goal to put the Irish up 3-0 in Notre Dame's 5-0 win over

Alaska (Dec. 31).

- Scored the game-tying goal in Notre Dame's 2-1 win at Merrimack (Jan. 13).
- Had a goal and an assist in Notre Dame's 4-2 loss at Merrimack (Jan. 14).
- Had a goal and an assist in Notre Dame's 3-0 win over New Hampshire (Jan. 21).
- Had two goals, including his first career shorthanded goal, in Had a pair of assists in Notre Dame's 6-4 loss at Boston College (Jan. 28).
- Had a goal in each game against the Catamounts (Feb. 3-4, 2017), helping lead the Irish to a 1-0-1 weekend.
- Scored in each win over Maine (Feb. 10-11).
- Had a power-play goal in Notre Dame's 5-0 win over Providence in game one of the Hockey East quarterfinals (March 10).
- Had a career-high three assists in Notre Dame's 5-2, game two Hockey East quarterfinal win over Providence (March 11).

**Oglevie's Career Stats**

Season	GP	G	A	Points	Shots	Shot%	Pen-Min	+/-	PPG	SHG	GWG
2015-16	31	5	4	9	59	.085	4-8	+9	0	0	2
2016-17	36	19	20	39	114	.167	5-10	+19	5	1	2
TOTAL	67	24	24	48	173	.139	9-18	+28	5	1	4



**#16 Connor Hurley**

Jr. | F | Edina, Minnesota  
Green Bay Gamblers (USHL)

**Career Highs**

Goals: 1 (11x - vs. UConn 10/28/16)  
Assists: 3 (vs. UConn 11/1/15)  
Points: 3 (2x - vs. Arizona State 10/8/16)  
Multi-point games: 12  
Point Streak: 3 games  
(Oct. 18-25, 2014; 1-4-5)

**2016-17 Notes**

- Opened the season with a two assist game against Arizona State (Oct. 7).
- Followed with a goal and an two assists in game two versus the Sun Devils (Oct.

8), tying his career high with three points in the game.

- Had a goal and an assist in Notre Dame's 6-2 win over UConn (Oct. 28).
- Scored the opening goal and added an assist in Notre Dame's 5-3 win over Holy Cross in the Shillelagh Tournament (Nov. 25).
- Will miss the remainder of the season (undisclosed).

**Hurley's Career Stats**

Season	GP	G	A	Points	Shots	Shot%	Pen-Min	+/-	PPG	SHG	GWG
2014-15	41	4	10	14	59	.068	3-6	+5	0	0	1
2015-16	36	6	12	18	56	.107	5-10	+7	2	0	0
2016-17	21	4	12	16	26	.154	11-22	+5	0	0	1
TOTAL	98	14	34	48	141	.099	19-38	+17	2	0	2





**#17 Peter Mark**

Jr. | D | Minneapolis, Minn.  
Saint Thomas Academy

**Career Highs**

Goals: --  
Assists: --  
Points: --  
Multi-point games: --  
Point Streak: --

**2016-17 Notes**

- Joined the Irish for the 2016-17 season after playing the previous two seasons with Notre Dame's club team.

**Mark's Career Stats**



**#18 Jake Evans**

Jr. | F | Toronto, Ontario  
St. Michael's Buzzers (OJHL)

**Career Highs**

Goals: 2 (3x - at Boston University 2/24/17)  
Assists: 3 (2x - vs. Minnesota 11/6/15)  
Points: 3 (5x - at Northeastern 11/12/16)  
Multi-point games: 21  
Point Streak: 7 games  
(Dec. 2-Jan. 7; 4-4-8)

**Post-Season Stats**

2014-15	6 GP, 0-1-1
2015-16	3 GP, 0-1-1
2016-17	2 GP, 1-2-3
Totals	11 GP, 1-4-5

**2016-17 Notes**

- Had a two assist game at No. 4 Minnesota Duluth (Oct. 14).
- Scored his first career shorthanded goal in Notre Dame's 3-3 overtime tie with Penn State (Oct. 21).
- Had a goal and two assists in Notre Dame's 5-2 win at Northeastern (Nov. 12).
- Scored the second and third (empty net) goals in Notre Dame's 3-0 win at UMass (Dec. 3).
- Had a goal and an assist in Notre Dame's 3-0 win over New Hampshire (Jan. 21).
- Had a pair of assists in Notre Dame's 6-4 loss at Boston College (Jan. 28).
- Had a goal and an assist over the final 3:10 of the third period in Notre Dame's

comeback tie over #12 Vermont (Feb. 3).

- Scored a game-tying goal and added an assist in the 3-3 tie versus 10th-ranked Providence (Feb. 18).
- Scored two goals to lead Notre Dame to a 3-1 win at No. 5/6 Boston University (February 24).
- Had a goal and an assist in Notre Dame's 5-0 win over Providence in game one of the Hockey East quarterfinals (March 10).

**Evans' Career Stats**

Season	GP	G	A	Points	Shots	Shot%	Pen-Min	+/-	PPG	SHG	GWG
2014-15	41	7	10	17	63	.111	11-22	+4	1	0	1
2015-16	37	8	25	33	55	.145	9-29	+15	4	0	1
2016-17	36	13	25	38	98	.133	15-41	+13	1	1	0
TOTAL	114	28	60	88	216	.130	35-92	+32	6	1	2



**#19 Mike O'Leary**

Fr. | F | Halifax, Nova Scotia  
 Dubuque Fighting Saints (USHL)

**Career Highs**

Goals: 1 (vs. Vermont 2/4/17)  
 Assists: 1 (vs. Vermont 2/3/17)  
 Points: 1 (2 x - vs. Vermont 2/4/17)  
 Multi-point games: --

**Post-Season Stats**

2016-17 1 GP, 0-0-0

**2016-17 Notes**

- Made his Notre Dame Debut on Oct. 7 versus Arizona State.
- Had the primary assist on Bo Brauer's first period goal in the 4-4 overtime tie with Vermont, marking his first career

point.

- Scored his first career goal against Vermont (Feb. 4), giving the Irish a 3-1 lead in an eventual 4-1 victory.
- Assisted on Ben Ostlie's game winner at No. 5/6 Boston University (February 24).
- Scored in Notre Dame's 4-1 loss at Boston University (Feb. 25).

**O'Leary's Career Stats**

Season	GP	G	A	Points	Shots	Shot%	Pen-Min	+/-	PPG	SHG	GWG
2016-17	33	2	2	4	20	.100	15-38	+4	0	0	0
TOTAL	33	2	2	4	20	.100	15-38	+4	0	0	0



**#21 Joe Wegwerth**

So. | F | Brewster, New York  
 Cedar Rapids RoughRiders

**Career Highs**

Goals: 2 (vs. Penn State 10/22/16)  
 Assists: 1 (7x - vs. Alaska 1/11/17)  
 Points: 2 (vs. Penn State 10/22/16)  
 Multi-point games: 1  
 Point Streak: 2 games  
 (Nov. 28 - Dec. 4, 2015)

**Post-Season Stats**

2016-17 2 GP, 1-0-1

**2016-17 Notes**

- Posted his first career two-goal game against Penn State (Oct. 22), when he scored a pair of power-play goals.
- Added a power-play goal in Notre

Dame's 6-2 win over UConn (Oct. 28).

- Scored the third goal in Notre Dame's 3-1 win over Michigan Tech (Jan. 6).
- Scored the third period, game-tying goal in the 2-2 overtime tie versus New Hampshire (1/20/17).
- Injured (lower body) in the first game of the Vermont series (Feb. 3) and returned for the second Boston University game (Feb. 25).
- Scored a goal in Notre Dame's 5-0 game one win over Providence in the Hockey East quarterfinals (March 10).

**Wegwerth's Career Stats**

Season	GP	G	A	Points	Shots	Shot%	Pen-Min	+/-	PPG	SHG	GWG
2015-16	30	1	3	4	29	.034	9-18	-4	0	0	0
2016-17	29	7	4	11	50	.140	7-14	+4	3	0	0
TOTAL	59	8	7	15	79	.101	16-32	0	3	0	0



**#22 Andrew Peeke**

Fr. | D | Parkland, Florida  
Green Bay Gamblers (USHL)

**Career Highs**

Goals: 1 (at Northeastern 11/12/16)  
Assists: 2 (2 x - vs. Vermont 2/3/17)  
Points: 2 (4x - vs. Vermont 2/3/17)  
Multi-point games: 4  
Point Streak: 3 games  
(Jan. 1 - Jan. 7, 2017)

**Post-Season Stats**

2016-17 2 GP, 0-0-0

**2016-17 Notes**

- Made his Notre Dame Debut on Oct. 7 versus Arizona State.
- Notched his first career point with an assist in Notre Dame's 6-2 win over UConn (Oct. 28).
- Scored his first career goal in Notre Dame's 5-2 win at Northeastern (Nov. 12).
- Had the game-winning goal and added an assist for his first career multi-point game in Notre Dame's 4-1 win over then fifth-ranked UMass Lowell (Nov. 18).
- Notched a goal and an assist in the third period of Notre Dame's 5-4 loss at UMass (Dec. 2).
- Posted a career-high two assists in Notre Dame's loss to Michigan Tech

(Jan. 7).

- Scored the the second goal in Notre Dame's 3-0 win over new Hampshire (Jan. 21).
- Notched a pair of assists in Notre Dame's 4-4 comeback tie versus Vermont (Feb. 3).

**Peeke's Career Stats**

Season	GP	G	A	Points	Shots	Shot%	Pen-Min	+/-	PPG	SHG	GWG
2016-17	36	4	9	13	52	.077	8-16	+10	0	0	1
TOTAL	36	4	9	13	52	.077	8-16	+10	0	0	1



**#23 Luke Novak**

Fr. | F | Waukesha, Wis.  
New Jersey Hitmen (USPHL)

**Career Highs**

Goals: --  
Assists: --  
Points: --  
Multi-point games: --  
Point Streak: --

**2016-17 Notes**

**Novak's Career Stats**



**#24 Luke Ripley**

Jr. | D | Kitimat, British Columbia  
Powell River Kings (BCHL)

**Career Highs**

Goals: 1 (3x - vs. Northeastern 3/12/16)  
Assists: 1 (12x - at Providence 2/19/16)  
Points: 1 (15x - vs. Northeastern 3/12/16)  
Multi-point games: n/a  
Point Streak: 3 games  
(Jan. 31-Feb. 7, 2015; 0-3-3)

**Post-Season Stats**

2014-15	6 GP, 1-1-2
2015-16	3 GP, 1-0-1
2016-17	2 GP, 0-0-0
Totals	11 GP, 2-1-3

**2016-17 Notes**

**Ripley's Career Stats**

Season	GP	G	A	Points	Shots	Shot%	Pen-Min	+/-	PPG	SHG	GWG
2014-15	42	2	6	8	32	.062	15-30	+4	0	0	1
2015-16	37	1	6	7	40	.025	18-47	+12	0	0	0
2016-17	34	0	0	0	24	.000	19-38	-2	0	0	0
TOTAL	113	3	12	15	96	.031	52-115	+14	0	0	1



**#25 Dylan Malmquist**

So. | F | Edina, Minnesota  
Edina HS

**Career Highs**

Goals: 2 (4x - vs. Providence 3/11/17)  
Assists: 2 (4x - vs. Alaska 1/1/17)  
Points: 3 (3x - at Minnesota Duluth 10/15/16)  
Multi-point games: 8  
Point Streak: 2 games  
(six times, active streak)

**Post-Season Stats**

2015-16	3 GP, 0-0-0
2016-17	2 GP, 2-0-2
Totals	5 GP, 2-0-2

**2016-17 Notes**

- Had a five-point opening series versus Arizona State, including a goal and an assist in game one (Oct. 7) and a goal and two assists in game two (Oct. 8).
- Had a goal and two assists to lead the Irish to a 3-1 win at fourth-ranked Minnesota Duluth (Oct. 15).
- Notched two goals, including the game winner, in Notre Dame's 5-0 win over Alaska (Dec. 31) and then added two assists in the 4-0 game two win over the Nanooks (Jan. 1) for a four-point weekend.
- Scored the game winner in Notre Dame's 3-0 win over New Hampshire (Jan. 21).

- Scored two goals, including the game winner, in Notre Dame's 4-2 win at Maine (Feb. 11).
- Scored two empty net goals in Notre Dame's 5-2, game two Hockey East quarterfinal win over Providence to seal the win and the series (March 11).

**Malmquist's Career Stats**

Season	GP	G	A	Points	Shots	Shot%	Pen-Min	+/-	PPG	SHG	GWG
2015-16	36	11	6	17	59	.186	7-25	+9	2	0	2
2016-17	36	10	13	23	67	.149	9-18	+6	3	0	3
TOTAL	72	21	19	40	126	.167	16-43	+15	5	0	5



**#26 Cam Morrison**

Fr. | F | Aurora, Ontario  
Youngstown Phantoms (USHL)

**Career Highs**

Goals: 1 (9x - vs. Providence 3/11/17)  
Assists: 2 (vs. Arizona State 10/7/16)  
Points: 2 (5x - vs. Providence 3/11/17)  
Multi-point games: 5

Point Streak: 3 games  
(Dec. 3 - Dec. 31, 2016; 1-3-4)

**Post-Season Stats**

2016-17 2 GP, 1-2-3

**2016-17 Notes**

- Posted two assists in his first career game, a 9-2 Notre Dame win over Arizona State (Oct. 7).
- Scored his first career goal and added an assist for a two point game in a 4-3 loss at Minnesota Duluth (Oct. 14).
- Scored a goal in Notre Dame's 6-2 win over UConn (Oct. 28).
- Had the game-winning goal (first of his career) and added an assist in Notre Dame's 5-2 comeback win at Northeastern (Nov. 12).

- Notched a goal and an assist in Notre Dame's 5-0 win over Alaska (Dec. 31).
- Scored the game-tying goal with 1:13 to play in the third period in Notre Dame's 4-4 comeback tie versus Vermont (Feb. 3).
- Scored the third period, game-tying goal in a 3-3 tie versus 10th-ranked Providence (Feb. 18).
- Scored a power-play goal to tie the game at 1-1 and added an assist in Notre Dame's 5-2 Hockey East quarterfinal game two win over Providence (March 11).

**Morrison's Career Stats**

Season	GP	G	A	Points	Shots	Shot%	Pen-Min	+/-	PPG	SHG	GWG
2016-17	36	9	11	20	74	.122	5-10	+7	4	0	1
TOTAL	36	9	11	20	74	.122	5-10	+7	4	0	1



**#27 Bobby Nardella**

So. | D | Rosemont, Illinois  
Tri-City Storm (USHL)

**Career Highs**

Goals: 2 (vs. Arizona State 10/7/16)  
Assists: 2 (5x - at Maine 2/11/17)  
Points: 3 (3x - at UMass 12/2/16)  
Multi-point games: 8  
Point Streak: 6 games  
(Jan. 2-23; 2-10-12)

**Post-Season Stats**

2015-16 3 GP, 0-1-1

2016-17 2 GP, 1-1-2

Totals 5 GP, 1-2-3

**2016-17 Notes**

- Opened the season with a career-high two goals in Notre Dame's 9-2 win over Arizona State (Oct. 7).
- Had a goal and two assists in the third period of Notre Dame's 5-4 loss at UMass (Dec. 2).
- Injured in the first game of the Merrimack series and missed six game (lower body injury) before returning for the Maine series (Feb. 10).
- Posted two assists in Notre Dame's 4-2 win at Maine (Feb. 11).
- Had a game-tying, power-play goal against 10th-ranked Providence in the 3-3 overtime tie (Feb. 18).
- Scored the game-winning goal in Notre Dame's 5-2 victory over Providence

in game two of the Hockey East quarterfinals, which clinched the series (March 11). -

**Nardella's Career Stats**

Season	GP	G	A	Points	Shots	Shot%	Pen-Min	+/-	PPG	SHG	GWG
2015-16	35	4	20	24	69	.058	9-18	+9	1	0	1
2016-17	30	7	14	21	78	.090	8-24	+10	4	0	1
TOTAL	65	11	34	45	147	.075	17-42	+19	5	0	2



**#28 Jack Jenkins**

So. | F | Lake Bluff, Illinois  
Fargo Force (USHL)

**Career Highs**

Goals: 1 (8x - vs. Providence 3/10/17)  
Assists: 1 (5x - vs. New Hampshire 1/20/17)  
Points: 1 (12x - vs. Providence 2/17/17)

Multi-point games: n/a  
Point Streak: 2 games  
(Feb. 12-13, 2016; 1-1-2)

**Post-Season Stats**

2015-16	3 GP, 0-0-0
2016-17	2 GP, 1-1-2
Totals	5 GP, 1-1-1

**2016-17 Notes**

- Notched his first goal of the season in Notre Dame's 6-2 win over UConn (Oct. 28).
- Scored the game winner in Notre Dame's 4-0 win over Alaska (Jan. 1), his second career game winner.
- Then scored the game winner in Notre Dame's next game, a 3-1 victory over

Michigan Tech (Jan. 6).

- Assisted on Anders Bjork's third period game winner in Notre Dame's 2-1 victory at Merrimack (Jan. 13).
- Scored the opening goal in Notre Dame's 3-2 win over Maine (Feb. 10).
- Also scored the opening goal in Notre Dame's 4-1 win over 10th-ranked Providence (Feb. 17).
- Scored in Notre Dame's game one win over Providence College in the Hockey East quarterfinals (March 10).

**Jenkins' Career Stats**

Season	GP	G	A	Points	Shots	Shot%	Pen-Min	+/-	PPG	SHG	GWG
2015-16	28	2	2	4	28	.071	1-2	-1	0	0	1
2016-17	32	6	5	11	79	.076	2-4	+3	0	0	2
TOTAL	60	8	7	15	107	.075	3-6	+2	0	0	3



**#29 Bo Brauer**

Jr. | F | Edina, Minnesota  
Naniamo Clippers (BCHL)

**Career Highs**

Goals: 2 (vs. Arizona State 10/7/16)  
Assists: 2 (vs. Providence College 3/10/17)  
Points: 2 (vs. Arizona State 10/7/16)  
Multi-point games: 2  
Point Streak: n/a

**Post-Season Stats**

2016-17	2 GP, 0-2-2
---------	-------------

**2016-17 Notes**

- Scored the first two goals of his career in Notre Dame's season-opening 9-2 win over Arizona State (Oct. 7).
- Score Notre Dame's second goal in the

4-4 overtime tie with Vermont (Feb. 3).

- Notched the first two assists of his career in Notre Dame's 5-0 win over Providence in the Hockey East quarterfinals (March 10), marking the first two assists of his career.

**Brauer's Career Stats**

Season	GP	G	A	Points	Shots	Shot%	Pen-Min	+/-	PPG	SHG	GWG
2014-15	2	0	0	0	1	.000	1-2	0	0	0	0
2015-16	1	0	0	0	-	-	0-0	0	0	0	0
2016-17	22	3	2	5	11	.273	3-14	+3	1	0	0
TOTAL	25	3	2	5	-	-	4-16	+3	1	0	0



### #32 Cale Morris

Fr. | G | Larkspur, Colorado  
Waterloo Black Hawks (USHL)

#### Career Highs

**Saves:** 7 (vs. Arizona State 10/7/16)

**Goals Against:** 1

**Shutouts:** n/a

#### 2016-17 Notes

- Made his first career appearance in Notre Dame's season-opening 9-2 win over Arizona State (Oct. 7) when he played the third period.

#### Morris' Career Stats

Goalie	GP-GS	Minutes	GA	GAAvg	Saves	Save%	W	L	T	Sho	PPG	SHG
2016-17	1-0	19:43	1	3.04	7	.875	0	0	0	0.0	0	0
TOTAL	1-0	19:43	1	3.04	7	.875	0	0	0	0.0	0	0

#### Cale Morris 2016-17 Game-by-Game

Date	Opponent	Score	Minutes	GA	GAAvg	Saves	Save%	W	L	T	PP	SH	EN	PN	SO
Oct 07, 2016	ARIZONA STATE	9-2	19:43	1	3.04	7	.875	0	0	0	0	0	0	0	0
Totals			19:43	1	3.04	7	.875	0	0	0	0	0	0	0	0



### #33 Chad Katunar

Sr. | G | Victoria, British Columbia  
Penticton Veeps (BCHL)

#### Career Highs

**Saves:**

- 35 (vs. Union 11/28/14)

**Assists:** n/a

**Goals Against:** 5 (at UMass 12/5/14)

**Shutouts:** n/a

#### 2016-17 Notes

#### Katunar's Career Stats

Goalie	GP-GS	Minutes	GA	GAAvg	Saves	Save%	W	L	T	Sho	PPG	SHG
2013-14	5-3	178:03	7	2.36	52	.881	2	1	0	0.0	2	0
2014-15	15-11	737:08	37	3.01	329	.899	5	3	2	0.0	8	2
2015-16	2-0	13:37	0	0.00	4	1.000	0	0	0	0.0	0	0
TOTAL	22-14	928:48	44	2.84	385	.897	7	4	2	0.0	10	2



**#40 Cal Petersen**

Jr. | G | Waterloo, Iowa  
Waterloo Black Hawks (USHL)

**Career Highs**

**Saves:**

- 87 (L, 4-3 in 5 OT vs. UMass 3/6/15)\*
- 55 (W, 3-1 vs. BC 2/28/15)
- 49 (T, 1-1 at Denver 1/1/16)
- 44 (W, 3-2 at BU 2/21/15)
- \* - *NCAA Record*

**Assists:** 2 (vs. Vermont 2/4/16; vs. Providence 3/10/17)

**Goals Against: 6**

- at UMass Lowell (3/15/15)
- vs. Northeastern (3/12/16)

**Shutouts: 11**

1. vs. Niagara | 10/25/14 (23 saves)
2. at UMass | 12/6/14 (14 saves)
3. vs. Providence College | 2/13/15 (38 saves)
4. vs. UMass | 3/8/15 (23 saves)
5. vs. Boston University | 2/27/16 (39 saves)
6. vs. Northeastern | 11/13/16  
(16 saves in a two-period game)
7. at UMass | 12/3/16 (22 saves)
8. vs. Alaska | 12/31/16 (34 saves)
9. vs. Alaska | 1/1/17 (21 saves)
10. vs. New Hampshire | 1/21/17 (31 saves)
11. vs. Providence College | 3/10/17 (43

saves in Hockey East quarterfinals).

**2016-17 Notes**

- Stopped 27 of the 28 shots he faced in Notre Dame’s 3-1 win at fourth-ranked Minnesota Duluth (Oct. 15).
- Made 29 saves in Notre Dame’s 3-3 overtime tie with Penn State (Oct. 21).
- Stopped all 16 shots he faced in Notre Dame’s two period tie with Northeastern (Nov. 13) to record his sixth career shutout.
- Made a then season-high 31 saves against UMass Lowell (Nov. 17).
- Stopped all 22 shots he faced to post his second shutout of the season and the seventh of his career in Notre Dame’s 3-0 win at UMass (Dec. 3).
- Made a season-high 34 saves in Notre Dame’s 5-0 win over Alaska for his eighth-career shutout (Dec. 31).
- Followed that up by stopping all 21 shots he faced in game two versus Alaska (Jan. 1) for his first career back-to-back shutouts.
- Named the Hockey East Co-Defensive Player of the Week following the shutouts against the Nanooks (Jan. 2).
- From Dec. 10 - Jan. 6, Petersen went 207:10 without allowing a goal, which is the second longest shutout streak in program history.
- Stopped 21 of the 22 shots he faced in Notre Dame’s 2-1 win at Merrimack (Jan. 13).
- Stopped all 31 shots he faced in Notre Dame’s 3-0 win over New Hampshire (Jan. 21).
- Stopped 31 of the 32 shots he faced in Notre Dame’s 4- win over Vermont and

recorded his first career assist on Cal Burke’s empty net goal.

- Stopped 33 of the 34 shots he faced to lead the Irish to a 4-1 win over 10th-ranked Providence (Feb. 17).
- Helped the Irish to a 1-0-1 weekend against Providence, including stopping 33 of 34 shots in game one and totaling 39 saves in game two (Feb. 17-18).
- Stopped all 43 shots he faced in Notre Dame’s 5-0 win over Providence in game one of the Hockey East quarterfinals (March 10).
- Stopped 28 of the 30 shots he faced in Notre Dame’s 5-2 win over Providence in game two of the Hockey East quarterfinals (March 11).

**Petersen’s Post-Season Stats**

Years	Record	Mins.	GA	GAA	Sv.%	Saves	Shutouts
2014-15	3-3-0	416:51	20	2.92	.900	181	1
2015-16	0-3-0	186:43	11	3.53	.878	79	0
2016-17	2-0-0	120:00	2	1.00	.973	71	1
<b>Totals</b>	<b>6-6-0</b>	<b>717:34</b>	<b>33</b>	<b>2.76</b>	<b>.909</b>	<b>331</b>	<b>2</b>



Date	Opponent	Score	Minutes	GA	GAAvg	Saves	Save%	W	L	T	PP	SH	EN	PN	SO
Oct 07, 2016	ARIZONA STATE	9-2	39:41	1	1.51	10	.909	1	0	0	0	0	0	0	0
Oct 08, 2016	ARIZONA STATE	4-2	59:34	2	1.81	23	.917	2	0	0	1	0	0	0	0
Oct 14, 2016	at Minnesota Duluth	3-4	58:26	4	2.66	28	.897	2	1	0	1	0	0	0	0
Oct 15, 2016	at Minnesota Duluth	3-1	59:25	1	2.21	27	.917	3	1	0	0	0	0	0	0
Oct 21, 2016	PENN STATE	3-3	64:39	3	2.34	29	.914	3	1	1	1	0	0	0	0
Oct 22, 2016	PENN STATE	2-3	61:17	3	2.45	30	.913	3	2	1	0	0	0	0	0
Oct 27, 2016	UCONN	2-4	59:21	3	2.53	21	.908	3	3	1	1	0	0	0	0
Oct 28, 2016	UCONN	6-2	60:00	2	2.47	30	.912	4	3	1	1	0	0	0	0
Nov 12, 2016	at Northeastern	5-2	60:00	2	2.41	23	.913	5	3	1	2	0	0	0	0
Nov 13, 2016	at Northeastern	0-0	39:52	0	2.24	16	.919	5	3	2	0	0	0	0	0
Nov 17, 2016	UMASS LOWELL	1-4	59:50	3	2.31	31	.918	5	4	2	0	0	0	0	0
Nov 18, 2016	UMASS LOWELL	4-1	60:00	1	2.20	21	.920	6	4	2	0	0	0	0	0
Nov 25, 2016	HOLY CROSS	5-3	59:49	3	2.26	17	.916	7	4	2	1	0	0	0	0
Nov 26, 2016	CLARKSON	0-2	59:23	2	2.25	25	.917	7	5	2	0	0	0	0	0
Dec 2, 2016	at Massachusetts	4-5	59:28	5	2.44	19	.909	7	6	2	3	0	0	0	0
Dec 3, 2016	at Massachusetts	3-0	59:56	0	2.28	22	.914	8	6	2	0	0	0	0	0
Dec 10, 2016	BOSTON COLLEGE	3-2	60:00	2	2.26	15	.913	9	6	2	2	0	0	0	0
Dec 31, 2016	ALASKA	5-0	60:00	0	2.13	34	.919	10	6	2	0	0	0	0	0
Jan 01, 2017	ALASKA	4-0	59:56	0	2.02	21	.923	11	6	2	0	0	0	0	0
Jan 06, 2017	MICHIGAN TECH	3-1	60:00	1	1.96	27	.925	12	6	2	1	0	0	0	0
Jan 07, 2017	MICHIGAN TECH	2-4	59:47	4	2.06	30	.922	12	7	2	0	0	0	0	0
Jan 13, 2017	at Merrimack	2-1	60:00	1	2.01	21	.924	13	7	2	1	0	0	0	0
Jan 14, 2017	at Merrimack	2-4	58:23	3	2.06	24	.922	13	8	2	1	0	0	0	0
Jan 20, 2017	NEW HAMPSHIRE	2-2	64:49	2	2.05	26	.922	13	8	3	1	0	0	0	0
Jan 21, 2017	NEW HAMPSHIRE	3-0	60:00	0	1.97	31	.926	14	8	3	0	0	0	0	0
Jan 28, 2017	at Boston College	4-6	58:48	5	2.09	38	.923	14	9	3	0	0	0	0	0
Feb 03, 2017	VERMONT	4-4	64:48	4	2.15	43	.923	14	9	4	1	0	0	0	0
Feb 04, 2017	VERMONT	4-1	60:00	1	2.11	31	.925	15	9	4	0	0	0	0	0
Feb 10, 2017	at Maine	3-2	60:00	2	2.11	29	.925	16	9	4	1	0	0	0	0
Feb 11, 2017	at Maine	4-2	60:00	2	2.11	17	.924	17	9	4	0	0	0	0	0
Feb 17, 2017	PROVIDENCE COLLEGE	4-1	60:00	1	2.07	33	.926	18	9	4	0	0	0	0	0
Feb 18, 2017	PROVIDENCE COLLEGE	3-3	65:00	3	2.09	39	.926	18	9	5	0	0	0	0	0
Feb 24, 2017	at Boston University	3-1	59:49	1	2.06	37	.928	19	9	5	0	0	0	0	0
Feb 25, 2017	at Boston University	1-4	60:00	4	2.12	32	.927	19	10	5	1	0	0	0	0
Mar 10, 2017	PROVIDENCE COLLEGE	5-0	60:00	0	2.06	43	.930	20	10	5	0	0	0	0	0
Mar 11, 2017	PROVIDENCE COLLEGE	5-2	60:00	2	2.05	28	.930	21	10	5	1	0	0	0	0
Totals			2132:01	73	2.05	971	.930	21	10	5	21	0	0	0	0

## Petersen's Career Stats

Goalie	GP-GS	Minutes	GA	GAAvg	Saves	Save%	W	L	T	Sho	PPG	SHG
2014-15	33-31	1891:36	79	2.51	892	.919	13	16	3	4.0	19	2
2015-16	37-37	2231:52	82	2.20	1049	.927	19	11	7	1.0	22	0
2016-17	36-36	2132:01	73	2.05	971	.930	21	10	5	6.0	21	0
<b>TOTAL</b>	<b>106-10</b>	<b>6255:29</b>	<b>234</b>	<b>2.24</b>	<b>2912</b>	<b>.926</b>	<b>53</b>	<b>37</b>	<b>15</b>	<b>11.0</b>	<b>62</b>	<b>2</b>

## Notre Dame's Career Goaltending Records

## Goals-Against Average

1. Jordan Pearce (2005-09)	1.98
2. Steven Summerhays (2010-14)	2.19
<b>3. Cal Petersen (2014-)</b>	<b>2.24</b>
4. David Brown (2003-07)	2.32
5. Mike Johnson (2009-13)	2.62

## Save Percentage

<b>1. Cal Petersen (2014-)</b>	<b>.926</b>
2. Jordan Pearce (2005-09)	.918
3. David Brown (2003-07)	.916
4. Steven Summerhays (2010-14)	.914
5. Morgan Cey (2001-05)	.912

## Saves

1. Lance Madson (1986-90)	3,519
2. Morgan Cey (2001-05)	3,146
<b>3. Cal Petersen (2014-)</b>	<b>2,912</b>
4. Matt Eisler (1994-98)	2,892
5. Dick Tomasoni (1968-72)	2,756
6. Lee Moher (1974-78)	2,730

7. David Brown (2003-07)	2,662
8. Dave Laurion (1978-82)	2,600
9. Bob McNamara (1979-83)	2,577
10. Mark Kronholm (1970-74)	2,566

## Minutes Played

1. Lance Madson (1986-90)	6,900:19
2. Morgan Cey (2001-05)	6,465:04
3. David Brown (2003-07)	6,326:14
4. Matt Eisler (1994-98)	6,276:30
<b>5. Cal Petersen (2014-)</b>	<b>6,255:29</b>
6. Steven Summerhays (2010-14)	5,910:45
7. Greg Louder (1990-94)	5,521:56
8. Jordan Pearce (2005-09)	5,506:02
9. Dave Laurion (1978-82)	5,485:00
10. Mike Johnson (2009-13)	5,390:42

## Games Played

1. Lance Madson (1986-90)	115
2. Morgan Cey (2001-05)	112
3. David Brown (2003-07)	111

3. Matt Eisler (1994-98)	111
5. Steven Summerhays (2010-14)	106
<b>5. Cal Petersen (2014-)</b>	<b>106</b>
7. Greg Louder (1990-94)	103
8. Mike Johnson (2009-13)	99
9. Jordan Pearce (2005-09)	94
10. Dave Laurion (1978-82)	91

## Shutouts

1. Steven Summerhays (2010-14)	13
2. David Brown (2003-07)	12
2. Jordan Pearce (2005-09)	12
<b>4. Cal Petersen (2014-)</b>	<b>11</b>
5. Morgan Cey (2001-05)	6
6. Mark Kronholm (1970-74)	4

## Victories

1. Jordan Pearce (2005-09)	59
2. Steven Summerhays (2010-14)	57
3. David Brown (2003-07)	55
<b>4. Cal Petersen (2014-)</b>	<b>53</b>

## Notre Dame's Single-Season Goaltending Records

## Goals-Against Average

1. David Brown (2006-07)	1.58
2. Jordan Pearce (2008-09)	1.68
3. Steven Summerhays (2012-13)	2.01
Steven Summerhays (2013-14)	2.01
5. Jordan Pearce (2007-08)	2.04
<b>6. Cal Petersen (2016-17)</b>	<b>2.05</b>
<b>7. Cal Petersen (2015-16)</b>	<b>2.20</b>
8. David Brown (2003-04)	2.32

## Save Percentage

1. Jordan Pearce (2008-09)	.9312
2. David Brown (2006-07)	.9305
<b>3. Cal Petersen (2016-17)</b>	<b>.930</b>
<b>4. Cal Petersen (2015-16)</b>	<b>.927</b>
5. David Brown (2003-04)	.925
6. Morgan Cey (2003-04)	.924

## Saves

1. Lance Madson (1988-89)	1,288
2. Mark Kronholm (1973-74)	1,113
3. Morgan Cey (2002-03)	1,054
<b>4. Cal Petersen (2015-16)</b>	<b>1,049</b>
5. Mark Kronholm (1972-73)	980
<b>6. Cal Petersen (2016-17)</b>	<b>971</b>
7. Lance Madson (1989-90)	968
8. Greg Louder (1990-91)	935
9. Morgan Cey (2001-02)	927
10. Jordan Pearce (2007-08)	925

## Percent of Team Minutes Played

<b>1. Cal Petersen (2015-16)</b>	<b>98.6%</b>
<b>2. Cal Petersen (2016-17)</b>	<b>98.6%</b>
3. Greg Louder (1990-91)	98.3%
4. Morgan Cey (2002-03)	97.9%
5. Jordan Pearce (2008-09)	96.2%

## Minutes Played

1. Jordan Pearce (2007-08)	2,558
2. David Brown (2006-07)	2,390
3. Jordan Pearce (2008-09)	2,326
4. Steven Summerhays (2013-14)	2,234
<b>5. Cal Petersen (2015-16)</b>	<b>2,231</b>
6. Lance Madson (1988-89)	2,213
7. Forrest Karr (1998-99)	2,161
8. Morgan Cey (2002-03)	2,136
<b>9. Cal Petersen (2016-17)</b>	<b>2,132</b>
10. Mike Johnson (2010-11)	2,087

## NCAA Records Book

## Consecutive Goaltender Starts (NCAA DI)

1. Ben Scrivens, Cornell (2007-10)	104
2. David McKee, Cornell (2004-06)	102
3. Andrew Volkening, Air Force (2007-10)	97
<b>4. Cal Petersen, Notre Dame (2014 -)</b>	<b>86</b>
5. John Muse, Boston College (2008-09)	81
6. Andy Illes, Cornell (2011-14)	80
6. Dan Murphy, Clarkson (1994-98)	80
8. John Lothrub, Minnesota (1964-66)	78
9. Joe Cannata, Merrimack (2009-12)	77
10. Brant Nicklin, Minn. Duluth (1996-98)	76

## Consecutive Goaltender Games Played (NCAA DI)

1. Dan Murphy, Clarkson (1994-98)	122
2. Andrew Volkening, Air Force (2007-10)	119
3. Ben Scrivens, Cornell (2007-10)	104
4. David McKee, Cornell (2004-06)	102
<b>5. Cal Petersen, Notre Dame (2014 -)</b>	<b>87</b>
6. John Muse, Boston College (2008-09)	81
7. Andy Illes, Cornell (2011-14)	80
8. John Lothrub, Minnesota (1964-66)	78
9. Joe Cannata, Merrimack (2009-12)	77
10. Brant Nicklin, Minn. Duluth (1996-98)	76

## Saves in a Single Game (NCAA DI)

1. Cal Petersen, Notre Dame	87
<i>(vs. UMass on March 6, 2015 in 5 OT game)</i>	