

Louisville Basketball Quick Facts

| | |
|--|--|
| Location | Louisville, Ky. 40292 |
| Founded / Enrollment | 1798 / 22,000 |
| Nickname / Colors | Cardinals / Red & Black |
| Conference | Atlantic Coast |
| Home Court | KFC Yum! Center (22,000) |
| Acting President | Dr. Neville Pinto |
| Vice President for Athletics | Tom Jurich |
| Head Coach | Rick Pitino (UMass '74) |
| U of L Record | 403-136 (16th yr.) |
| Overall Record | 757-264 (32nd yr.) |
| Associate Head Coach | Kenny Johnson |
| Assistant Coaches | Mike Balado, David Padgett |
| Dir. of Basketball Operations | Michael Bowden |
| All-Time Record | 1,790-894 (103rd yr.) |
| All-Time NCAA Tournament Record | 75-42 |
| | (41 Appearances, 10 Final Fours, Three NCAA Championships - 1980, 1986, 2013) |
| Important Phone Numbers | |
| Athletics Office | (502) 852-5732 |
| Basketball Office | (502) 852-6651 |
| Sports Information Office | (502) 852-6581 |
| SID - Kenny Klein, cell | (502) 599-7865 |
| email: kenny@GoCards.com | |

2016-17 Schedule / Results

| Date | Opponent | TV | Time (ET) |
|--|---------------------------------|---------------|-----------|
| November | | | |
| Thur. 3 | KENTUCKY WESLEYAN ~ ACCNE | W | 109-71 |
| Mon. 7 | BELLARMINE ~ | ACCNE | W 81-60 |
| Fri. 11 | EVANSVILLE | ACCNE | W 78-47 |
| Mon. 14 | WILLIAM & MARY | RSN | W 91-58 |
| Thur. 17 | LONG BEACH STATE +.... | ACCNE | W 88-56 |
| Wed. 23 | Old Dominion # | AXS-TV | W 68-62ot |
| Thur. 24 | Wichita State # | ESPN | W 62-52 |
| Fri. 25 | #20/rv Baylor # | ESPN | L 63-66 |
| Wed. 30 | #15/16 PURDUE * | ESPN | W 71-64 |
| December | | | |
| Sat. 3 | at Grand Canyon | WAVE | W 79-70 |
| Wed. 7 | SOUTHERN ILLINOIS | RSN | W 74-51 |
| Sat. 10 | TEXAS SOUTHERN | RSN | W 102-71 |
| Sat. 17 | EASTERN KENTUCKY ! | RSN | W 87-56 |
| Wed. 21 | #6/5 KENTUCKY | ESPN | W 73-70 |
| Wed. 28 | #12/11 VIRGINIA | ESPN2 | L 53-61 |
| Sat. 31 | #16/16 Indiana ^ | CBS | W 77-62 |
| January | | | |
| Wed. 4 | at #23/ Notre Dame. ACCN/WAVE | | 9:05 p.m. |
| Sat. 7 | at Georgia Tech | ACCN/WHAS | 2:00 p.m. |
| Wed. 11 | PITTSBURGH | RSN | 7:00 p.m. |
| Sat. 14 | DUKE | ESPN | Noon |
| Thur. 19 | CLEMSON | ESPN or ESPN2 | 9:00 p.m. |
| Sat. 21 | at Florida State ... | ESPN or ESPN2 | 2:00 p.m. |
| Tues. 24 | at Pittsburgh | ESPNU | 7:00 p.m. |
| Sun. 29 | NC STATE | ACCN/WAVE | 1:00 p.m. |
| February | | | |
| Sat. 4 | at Boston College | ACCN/WHAS | 3:00 p.m. |
| Mon. 6 | at Virginia | ESPN | 7:00 p.m. |
| Sat. 11 | MIAMI | ESPN or ESPN2 | TBA |
| Mon. 13 | at Syracuse | ESPN | 7:00 p.m. |
| Sat. 18 | VIRGINIA TECH | ACCN/WAVE | 1:00 p.m. |
| Wed. 22 | at North Carolina | ESPN | 9:00 p.m. |
| Sun. 26 | SYRACUSE | CBS | 2:00 p.m. |
| March | | | |
| Wed. 1 | at Wake Forest | RSN | 9:00 p.m. |
| Sat. 4 | NOTRE DAME | CBS | 2:00 p.m. |
| Tues. 7- | at ACC Championship | TBA | TBA |
| Sat. 11 | (Barclays Center, Brooklyn, NY) | | |
| ~ exhibition game | | | |
| + Battle 4 Atlantis, Louisville, KY | | | |
| # Battle 4 Atlantis, Paradise Island, Baha | | | |
| * ACC/Big 10 Challenge, Louisville, KY | | | |
| ! Billy Minardi Classic, Louisville, KY | | | |
| ^ Countdown Classic at Bankers Life Fieldhouse, Indianapolis, Ind. | | | |



LOUISVILLE BASKETBALL

1980, 1986, 2013 NCAA Champions □ 10 NCAA Final Fours □ 41 NCAA Tournament Appearances

Sports Information ♦ University of Louisville ♦ Louisville, KY 40292 ♦ www.GoCards.com
Phone: (502) 852-6581 ♦ Fax: (502) 852-7401 ♦ email: kenny@GoCards.com ♦ Twitter: @KKCards

Louisville Cardinals (12-2)

vs. Notre Dame Fighting Irish (12-2)



Wednesday, Jan. 4 ■ 9:05 p.m. ET ■ Purcell Pavilion at Joyce Center ■ Notre Dame, Ind.

PROBABLE STARTING LINEUPS

| Louisville (12-2) | Ht. | Wt. | Yr. | PPG | RPG | Hometown |
|-----------------------|------|-----|-----|------|-----|----------------------|
| F 13 Ray SPALDING | 6-10 | 215 | So. | 6.5 | 4.9 | Louisville, Ky. |
| F 22 Deng ADEL | 6-7 | 200 | So. | 10.7 | 4.5 | Melbourne, Australia |
| C 14 Anas MAHMOUD | 7-0 | 215 | Jr. | 5.5 | 3.3 | Cairo, Egypt |
| G 4 Quentin SNIDER | 6-2 | 175 | Jr. | 11.3 | 2.5 | Louisville, Ky. |
| G 45 Donovan MITCHELL | 6-3 | 195 | So. | 12.4 | 5.1 | Greenwich, Conn. |

| Notre Dame (12-2) | Ht. | Wt. | Yr. | PPG | RPG | Hometown |
|---------------------|------|-----|-----|------|------|--------------------|
| F 3 V.J. BEACHEM | 6-8 | 201 | Sr. | 14.9 | 4.2 | Fort Wayne, Ind. |
| F 23 Martinas GEBEN | 6-10 | 255 | Jr. | 4.8 | 5.4 | Vilnius, Lithuania |
| F 35 Bonzie COLSON | 6-5 | 225 | Jr. | 16.6 | 10.5 | New Bedford, Mass. |
| G 5 Matt FARRELL | 6-1 | 178 | Jr. | 13.4 | 2.4 | Bridgewater, N.J. |
| G 32 Steve VASTURIA | 6-6 | 212 | Sr. | 14.4 | 3.2 | Medford, N.J. |

Head Coach: Mike Brey (George Washington '82) 368-179 in 17th year at UND; 467-231 in 22nd yr. overall.

Louisville will play its first ACC road game of the season and its fourth straight ranked opponent as the Cardinals visit the Notre Dame Fighting Irish in Notre Dame, Ind. on Wednesday. In its final non-conference game of the season, Louisville won for the seventh time in eight games in beating Indiana 77-62 in the Countdown Classic on New Year's Eve in Indianapolis, Ind. UofL shot a season-high 52.9 percent from the field, limited Indiana to 32.2 percent accuracy, and Donovan Mitchell scored a career-high 25 points off the bench. Notre Dame (12-2), ranked 23rd by AP and 21st by USA Today, has lost only to No. 1 Villanova and No. 15 Purdue in neutral site games this season. Notre Dame won 78-77 in overtime at Pitt on Dec. 31 in its ACC opener.

GAME FACTS

Site: Purcell Pavilion at the Joyce Center, Notre Dame, Ind. (9,149)

Television: ACC Network (WAVE-TV in Louisville) - Tim Brando, play-by-play; Dan Bonner, analyst.

Radio: WHAS (840 AM) - Paul Rogers, play-by-play; Bob Valvano, analyst (Sirius channel 84, XM 84, Internet 84)

Series History: UofL leads 20-14 (12-3 in Louisville, 4-8 at Notre Dame, 4-3 neutral)

Last Meeting: Notre Dame 71, UofL 66 (Feb. 13, 2016 at Notre Dame, Ind.)

UofL National Ranking: ninth USA Today, ninth Associated Press

Officials: Ron Groover, Jeff Clark, Jerry Heater

Next UofL Game: Jan. 7 at Georgia Tech, Atlanta, Ga., 2 p.m. ET (ACC Network/WHAS-TV in Louisville)

CARD FILE

■ Louisville posted a collective **3.18** grade point average for the recently completed 2016 fall semester, with 10 men's basketball student-athletes achieving a 3.0 or better GPA.

■ No. 23 Notre Dame is the fourth consecutive Top 25 Associated Press ranked opponent for Louisville, marking the first time the Cardinals have ever faced four straight ranked opponents in the regular season.

■ Louisville has won its first conference road game in each of the last nine seasons.

■ Louisville won at least 12 of its first 14 games for the seventh straight season. The Cards' best start in that stretch was 16-1 during UofL's 2012-13 NCAA Championship year.

■ Louisville has a **33-15** record during the month of January over the last six years, including a 17-6 record in the last three years.

■ UofL **Coach Rick Pitino**, who has a 403-136 record in his 16th season at Louisville, won his **400th victory** with the Cardinals on Dec. 10. He won his **750th** career collegiate victory when the Cards beat Wichita State on Nov. 24. He is one of five active coaches with at least 750 victories.

■ **Donovan Mitchell** is tied for the ACC lead and is 34th in the nation in steals (2.1 per game). His 29 steals in 14 games is four more than he had his entire freshman year.

■ Louisville's **158 victories** over the last six years are the **fifth-most wins in the nation** in that stretch. The Cards are one of just three teams to win at least 30 games in three of the last five seasons (30-10 in 2011-12, 35-5 in '12-13, 31-6 in '13-14).

■ Louisville is one of just four schools which have won 20 or more games in each of the **last 14 seasons** (also Kansas, Duke and Gonzaga).

■ **About Notre Dame** — Louisville will play its first ACC road game of the season as the Cardinals visit the Notre Dame Fighting Irish in Notre Dame, Ind. Notre Dame (12-2), ranked 23rd by AP and 21st by USA Today, has lost only to No. 1 Villanova and No. 15 Purdue in neutral site games this season. In its ACC opener, Notre Dame won 78-77 in overtime at Pittsburgh on Dec. 31 as Steve Vasturia sank a three-pointer with two seconds remaining for the victory. He had hit a pair of free throws with 25 seconds remaining in regulation to send the game into overtime.

The Fighting Irish lead the nation in assist-turnover ratio (2.02), free throw percentage (.841) and fewest turnovers per game (9.2); and they are sixth in assists per game (18.6), 12th in three-point field goals per game (10.1), 19th in scoring margin (+17.0), and 27th in scoring offense (83.2 ppg), and 35th in three-point field goal percentage (.396).

Louisville has a 20-14 series advantage over Notre Dame, but the Cardinals have won just four of 12 matchups at Notre Dame. In the last meeting, the Fighting Irish won 71-66 over Louisville at Notre Dame as Demetrius Jackson scored 27 points and Steve Vasturia added 20 for the Irish (2-13-16).

Notre Dame has won the last two meetings, but the Cardinals have won 15 of the last 22 against the Irish. Eight of the last 17 have been decided in overtime. Louisville was a member of the Big East Conference with Notre Dame for eight seasons (2005-13). Notre Dame joined the ACC in 2013, a year prior to Louisville and the only year over the last 11 that the two teams did not play. The Fighting Irish will face the Cardinals in Louisville on March 4 in the final game of the regular season.

Notre Dame is No. 40 in the RPI, No. 25 in the Sagarin Ratings and No. 29 by Ken Pomeroy through Jan. 1.

Notre Dame coach Mike Brey and UofL coach Rick Pitino first met in the summer of 1976 when Pitino was a coach at a Five-Star Basketball camp in Washington, D.C., and Brey was a camper as a rising senior at DeMatha High.

UofL Coach Rick Pitino has a 14-10 career record against Notre Dame (8-7 at Louisville, 6-1 at Kentucky, 0-1 at Providence, 0-1 at Boston U.).

■ **Happy New Year** — The Cardinals have often enjoyed success in its first game of the new year. Louisville has won seven of its last eight games in its first game of a new calendar year, posting an 11-4 mark under UofL Coach Rick Pitino in those initial games opening a new calendar year. Louisville beat Wake Forest 65-57 on Jan. 3, 2016 in UofL's first game of the new year last season.

■ **Statistical Milestones** — Quentin Snider needs five points for 600 in his career. Louisville is second to North Carolina for the national lead with 67 all-time 1,000 point career scorers. Snider is the next closest Cardinal to that milestone with 595 career points ... Snider's next free throw made will be the 100th of his career ... Ray Spalding needs one rebound for 200 in his career ... Donovan Mitchell passed 400 career points with a career-best 25 vs. Indiana.

■ **TV on Jan. 4** — Wednesday's game at Notre Dame will be televised live on 53 ACC Network affiliates and on ACC Network Extra, available to authenticated subscribers of ESPN on the Watch ESPN app (subject to blackout). The complete list of clearances is available at this link: <http://www.theacc.com/news/acc-basketball-on-the-acc-network-louisville-at-notre-dame-01-04-2017>



| Statistical Comparison | | |
|------------------------|-------|-------|
| | UND | UofL |
| Record | 12-2 | 12-2 |
| Scoring Average..... | 83.2 | 76.1 |
| Points Allowed..... | 66.2 | 60.4 |
| Scoring Margin | +17.0 | +15.7 |
| FG Percentage..... | .477 | .440 |
| Opp. FG Percentage ... | .391 | .367 |
| 3-Pt. Percentage | .396 | .331 |
| FT Percentage | .841 | .695 |
| Rebound Margin | +2.7 | +6.4 |
| Turnover Margin | +3.7 | +3.9 |

Last Meeting vs. Notre Dame

Notre Dame 71, Louisville 66
Feb. 13, 2016 -- South Bend, Ind. (Purcell Pavilion)

| Louisville 66 | | | | | | | | | | | | |
|---------------|--------|-------|-------|--------|------|-------|-------|-------|----|----|----|--|
| Player | min | FG | 3FG | FT | Reb | Ast | TO | BL | ST | PF | TP | |
| Leef 36 | 4-13 | 4-9 | 1-2 | 1 | 3 | 1 | 0 | 2 | 2 | 13 | | |
| Johnson | f 17 | 0-4 | 0-0 | 0-0 | 3 | 0 | 0 | 0 | 0 | 0 | 0 | |
| Onuaku | c 21 | 3-6 | 0-0 | 0-0 | 4 | 1 | 1 | 4 | 1 | 4 | 6 | |
| Snider | g 37 | 3-9 | 1-3 | 5-6 | 3 | 4 | 1 | 0 | 1 | 2 | 12 | |
| Lewis | g 25 | 4-9 | 1-4 | 2-2 | 3 | 2 | 1 | 0 | 1 | 2 | 11 | |
| Stockman | 8 | 2-2 | 0-0 | 2-2 | 3 | 0 | 0 | 1 | 0 | 1 | 6 | |
| Spalding | 23 | 3-5 | 0-0 | 2-2 | 5 | 0 | 0 | 1 | 1 | 0 | 8 | |
| Mahmoud | 11 | 0-1 | 0-0 | 0-0 | 2 | 0 | 0 | 1 | 0 | 3 | 0 | |
| Adel | 4 | 0-0 | 0-0 | 0-0 | 0 | 0 | 0 | 0 | 0 | 1 | 0 | |
| Mitchell | 18 | 4-9 | 2-4 | 0-0 | 1 | 1 | 3 | 1 | 1 | 3 | 10 | |
| Team | | | | | 4 | | | | | | | |
| Totals | 200 | 23-58 | 8-20 | 12-14 | 29 | 11 | 7 | 8 | 7 | 18 | 66 | |
| Total FG% | 1st H: | 16-33 | 48.5% | 2nd H: | 7-25 | 28.0% | Game: | 39.7% | | | | |
| 3-Pt. FG% | 1st H: | 4-10 | 40.0% | 2nd H: | 4-10 | 40.0% | Game: | 40.0% | | | | |
| F Throw % | 1st H: | 7- 8 | 87.5% | 2nd H: | 5- 6 | 83.3% | Game: | 85.7% | | | | |

| Notre Dame 71 | | | | | | | | | | | | |
|---------------|--------|-------|-------|--------|-------|-------|-------|-------|----|----|----|--|
| Player | min | FG | 3FG | FT | Reb | Ast | TO | BL | ST | PF | TP | |
| Beachem | f 33 | 2-9 | 1-4 | 0-1 | 4 | 1 | 1 | 1 | 2 | 1 | 5 | |
| Auguste | f 33 | 4-8 | 0-0 | 3-4 | 12 | 0 | 1 | 1 | 1 | 1 | 11 | |
| Colson | f 30 | 3-8 | 0-0 | 2-2 | 10 | 1 | 0 | 2 | 0 | 2 | 8 | |
| Jackson | g 40 | 7-15 | 6-12 | 7-7 | 2 | 5 | 4 | 0 | 0 | 1 | 27 | |
| Vasturia | g 39 | 8-13 | 2-4 | 2-2 | 2 | 1 | 2 | 0 | 1 | 3 | 20 | |
| Pflueger | 20 | 0-3 | 0-2 | 0-0 | 2 | 1 | 1 | 0 | 0 | 2 | 0 | |
| Ryan | 5 | 0-0 | 0-0 | 0-0 | 1 | 0 | 0 | 0 | 0 | 0 | 0 | |
| Team | | | | | 8 | | | | | | | |
| Totals | 200 | 24-56 | 9-22 | 14-16 | 41 | 9 | 9 | 4 | 4 | 10 | 71 | |
| Total FG% | 1st H: | 11-28 | 39.3% | 2nd H: | 13-28 | 46.4% | Game: | 42.9% | | | | |
| 3-Pt. FG% | 1st H: | 6-13 | 46.2% | 2nd H: | 3- 9 | 33.3% | Game: | 40.9% | | | | |
| F Throw % | 1st H: | 8- 9 | 88.9% | 2nd H: | 6- 7 | 85.7% | Game: | 87.5% | | | | |

| Score by Periods | 1st | 2nd | Total | Attendance: |
|------------------|-----|-----|-------|------------------|
| Louisville | 43 | 23 | 66 | 9,149 |
| Notre Dame | 36 | 35 | 71 | Ties: 3 |
| | | | | Lead Changes: 11 |

| Series vs. Notre Dame | | | | | |
|--------------------------|----|-----|-------------------------|-----|-----|
| <i>(Won 20, Lost 14)</i> | | | | | |
| Date | UL | UND | Date | UL | UND |
| Jan. 5, 1952 (H) | 65 | 59 | Feb. 4, 2006 (H) (OT) | 89 | 86 |
| Feb. 11, 1953 (A) | 62 | 73 | Jan. 3, 2007 (A) | 62 | 78 |
| Jan. 6, 1954 (A) | 53 | 72 | Feb. 28, 2008 (H) | 90 | 85 |
| Jan. 3, 1955 (H) | 73 | 69 | Jan. 12, 2009 (H) (OT) | 87 | 73 |
| Jan. 11, 1956 (A) (OT) | 80 | 75 | Feb. 12, 2009 (A) | 57 | 90 |
| Dec. 22, 1956 (H) | 85 | 75 | Feb. 17, 2010 (H) (2OT) | 91 | 89 |
| Jan. 18, 1958 (H) | 94 | 83 | Feb. 9, 2011 (A) (OT) | 79 | 89 |
| Jan. 29, 1958 (A) | 53 | 73 | Mar. 11, 2011 (N) (OT) | 83 | 77 |
| Dec. 20, 1958 (H)* | 53 | 61 | Jan. 7, 2012 (H) (2OT) | 65 | 67 |
| Feb. 27, 1960 (N)+ | 54 | 65 | Mar. 9, 2012 (N)^ | 64 | 50 |
| Mar. 20, 1973 (N)# | 71 | 79 | Feb. 9, 2013 (A) (5OT) | 101 | 104 |
| Dec. 5, 1987 (N) | 54 | 69 | Mar. 9, 2013 (H) | 73 | 57 |
| Mar. 3, 1989 (A) | 87 | 77 | Mar. 15, 2013 (N)^ | 69 | 57 |
| Dec. 2, 1989 (N)@ | 84 | 73 | Mar. 4, 2015 (H) | 59 | 71 |
| Mar. 1, 1991 (H) | 65 | 59 | Feb. 13, 2016 (A) | 66 | 71 |
| Dec. 5, 1991 (A) | 84 | 81 | | | |
| Mar. 7, 1993 (H) | 83 | 68 | | | |
| Feb. 26, 1994 (A) (OT) | 85 | 82 | | | |
| Jan. 7, 1995 (H) | 80 | 72 | | | |

■ **Cards Win Final Non-Conference Game** — Louisville won its final non-conference game of the regular season as the Cardinals beat No. 16 Indiana 77-62 on New Year's Eve.

The Cardinals shot a season-high 52.9 percent from the field and connected on 83.3 percent of their free throw attempts, their second-best effort at the line this year. At the defensive end, Louisville limited the Hoosiers to 32.2 percent from the field -- the eighth UofL opponent to shoot below 36 percent from the field -- including 4-of-21 accuracy from three-point range, blocked five shots and forced 14 points that led to 19 points. Indiana had entered the game eighth nationally in field goal percentage (.512), 11th in scoring offense (88.4 ppg) and 20th in the NCAA in three-point field goal percentage (.404). Louisville improved to 35-7 in neutral site games over the last five years.

2016-17 University of Notre Dame Fighting Irish Men's Basketball Roster

| No. | Name | Pos | Yr | Ht | Wt | Hometown | High School |
|-----|---------------------|-----|----|------|-----|---------------------|----------------------------|
| 0 | Rex Pflueger | G | SO | 6-6 | 202 | Dana Point, CA | Mater Dei |
| 1 | Austin Torres | F | SR | 6-7 | 241 | Granger, IN | Penn |
| 2 | Temple 'T.J.' Gibbs | G | FR | 6-3 | 200 | Scotch Plains, NJ | Seton Hall Prep |
| 3 | V.J. Beachem | F | SR | 6-8 | 201 | Fort Wayne, IN | New Haven |
| 4 | Matt Ryan | F | SO | 6-7 | 228 | Cortlandt Manor, NY | Iona Preparatory |
| 5 | Matt Farrell | G | JR | 6-1 | 178 | Bridgewater, NJ | Point Pleasant Beach |
| 12 | Elijah Burns | F | SO | 6-8 | 235 | Troy, NY | Blair Academy (N.J.) |
| 13 | Nikola Djogo | G | FR | 6-7 | 203 | Hamilton, Ontario | Athlete Institute Prep |
| 21 | Matt Gregory | F | JR | 6-8 | 201 | Avon, IN | Cathedral |
| 23 | Martinas Geben | F | JR | 6-10 | 255 | Vilnius, Lithuania | St. Maria Goretti |
| 32 | Steve Vasturia | G | SR | 6-6 | 212 | Medford, NJ | St. Joseph's Prep |
| 33 | John Mooney | F | FR | 6-9 | 245 | Orlando, FL | Lake Brantley |
| 34 | Patrick Mazza | F | GR | 6-10 | 255 | Glen Ellyn, IL | Glenbard West |
| 35 | Bonzie Colson | F | JR | 6-5 | 225 | New Bedford, MA | St. Andrew's School (R.I.) |

Head Coach: Mike Brey **Assoc. Head Coach:** Rod Balanis **Asst. Coaches:** Ryan Ayers, Ryan Humphrey

2016-17 University of Louisville Cardinals Men's Basketball Roster

| No. | Name | Pos. | Ht. | Wt. | Yr. | Exp. | Hometown (Previous School) |
|-----|------------------|------|------|-----|-----|------|---|
| 0 | V.J. King | F | 6-6 | 190 | Fr. | HS | Cleveland, Ohio (Paul VI Catholic HS) |
| 1 | Tony Hicks | G | 6-1 | 180 | Gr. | Tr. | South Holland, Ill. (Univ. of Pennsylvania) |
| 4 | Quentin Snider | G | 6-2 | 175 | Jr. | 2L | Louisville, Ky. (Ballard HS) |
| 5 | Matz Stockman | F/C | 7-0 | 240 | Jr. | 2L | Oslo, Norway (Canarias Basketball Academy) |
| 10 | Jaylen Johnson | F | 6-9 | 230 | Jr. | 2L | Ypsilanti, Mich. (Ypsilanti HS) |
| 11 | Jay Henderson | G | 6-4 | 180 | So. | 1L | Orlando, Fla. (Lake Highland Prep) |
| 12 | Mangok Mathiang | F/C | 6-10 | 220 | Sr. | 3L | Melbourne, Australia (IMG Academy) |
| 13 | Ray Spalding | F | 6-10 | 215 | So. | 1L | Louisville, Ky. (Trinity HS) |
| 14 | Anas Mahmoud | F | 7-0 | 215 | Jr. | 2L | Cairo, Egypt (West Oaks Academy) |
| 15 | Tyler Sharpe | G | 6-1 | 185 | Fr. | HS | Mt. Washington, Ky. (Bullitt East HS) |
| 22 | Deng Adel | F | 6-7 | 200 | So. | 1L | Melbourne, Australia (Victory Rock Prep) |
| 23 | David Levitch | G | 6-3 | 180 | Sr. | 3L | Goshen, Ky. (North Oldham HS) |
| 24 | Dwayne Sutton * | F | 6-5 | 200 | So. | Tr. | Louisville, Ky. (UNC Asheville) |
| 30 | Ryan McMahan | G | 6-0 | 170 | Fr. | RS | Sarasota, Fla. (Cardinal Mooney HS) |
| 45 | Donovan Mitchell | G | 6-3 | 195 | So. | 1L | Greenwich, Conn. (Brewster Academy) |

Pronunciation Guide: Adel (uh-DELL), Levitch (LEV-itch), Anas Mahmoud (AH-nuss mah-MOOD), Mangok Mathiang (MANG-go, silent "K" MATH-ee-ang), Matz (Motts).

* Sutton will sit out the 2016-17 season after transferring from UNC Asheville

■ **Stifling Defense** -- Louisville leads the nation in Ken Pomeroy's adjusted defensive efficiency through Jan. 1. The Cardinals are sixth in the nation in field goal percentage defense (.367), 16th in scoring defense (60.4 ppg), sixth in blocked shots (6.5 per game), third in three-point field goal defense (.273), 31st in turnover margin (+3.9), 11th in rebounds per game (42.1), 15th in offensive rebounds per game (14.5), 27th in scoring margin (+15.7) and 32nd in rebound margin (+6.4) through Jan. 1. Six of the Cardinals 14 opponents this season have scored under 60 points.

In its last game against No. 16 Indiana, UofL limited the Hoosiers to 26 points below their average and 19 percentage points below their season field goal percentage. Against No. 6 Kentucky, the Cardinals limited the Wildcats to 25 points below their scoring average, as they were third in the nation in scoring entering the game. Louisville held the Wildcats to 39.7 percent shooting from the field, one of 11 opponents that have shot below 40 percent against the Cardinals this season.

Nine of Louisville's 14 opponents this season have shot below 36 percent from the field and four have shot below 32 percent. Eastern Kentucky shot 35.6 percent when the Cardinals limited the Colonels to 16 first-half points. It was the third time UofL has held a team under 20 points in a half this season (also vs. Wichita State and Purdue). UofL held seven opponents to 20 or fewer points in a half last season. UofL has collected eight or more steals in six games.

Against No. 15/16 Purdue, the Cardinals limited the Boilermakers to 19 points and 25 percent shooting from the field in the first half, as well as 35.8 percent accuracy for the game. Purdue entered the game 18th nationally in offensive efficiency and its starting front line produced 23 points after entering the game averaging 47.4 points per game.

Louisville held Wichita State to 31.6 percent shooting from the field and just 52 points as the Cardinals employed its matchup zone for the first time this season. The effort was even more impressive considering that Wichita State entered the game shooting 50.7 percent and was averaging 91 points per game. Fatigue was a likely factor in Baylor shooting 65.4 percent in the second half vs. UofL, its poorest half of the season.

■ **Card File** — The Cardinals have won at least 12 of its first 14 games for the seventh straight season. Louisville's best start in that stretch was 16-1 during UofL's 2012-13 NCAA Championship season. UofL won 13 of its first 15 games last season ... UofL's bench contributed three of its top four scoring productions in the last five games with a season-high 43 points vs. Texas Southern, 42 vs. Eastern Kentucky and 39 against Indiana in its last game ... Over its 14 games, UofL's center position manned by Mangok Mathiang, Anas Mahmoud and Matz Stockman have collectively averaged 11.9 points, 10.4 rebounds and 3.2 blocked shots ... Louisville has gotten the ball inside, with nearly half of its points (46 percent) being scored in the paint (492 of 1,066). The Cardinals scored 30 of its 77 points in the paint vs. Indiana in its last game ... Louisville has gathered nine or more steals in five games this season. The Cardinals had double-digit steals in five games all last season. UofL has scored an average of 15.7 points off of turnovers through its 14 games, scoring 19 points off turnovers in its last game vs. Indiana ... Louisville's roster with a trio of seniors has the Cardinals ranked 216th in the nation in experience ... The Cardinals average size of 78.3 inches is the 15th tallest in the nation. UofL is fifth in average height in the ACC behind 2 Florida State, 5 Syracuse, 6 Pittsburgh and 9 Duke ... Against Virginia, Louisville had season lows in points (53), field goals attempted (44), three-point field goals made (2), three-point percentage (14.3) and assists (7) while also matching a season low for made field goals (19) and blocked shots (2).

■ **Four Straight Ranked Foes** — Notre Dame marks the fourth consecutive Associated Press Top 25 ranked opponent for the Cardinals. It is the first time that UofL has ever faced four straight ranked foes in the regular season. Louisville has beaten #6 Kentucky and #16 Indiana while falling to #12 Virginia in this stretch. The Cardinals have faced three straight ranked opponents during the regular season on five occasions (1949-50, 1991-92, 1997-98, 2008-09, 2013-14). UofL has played as many as four ranked teams consecutively on three previous occasions, all of which were in a closing postseason competition run: five straight in 1974-75, and four straight in '58-59 and '11-12.

■ **Cards vs. No. 23** -- UofL has an all-time 5-1 record vs. teams ranked No. 23 in the AP poll, as Notre Dame stands entering Wednesday's game. Louisville has a 3-2 record against ranked teams this season. The Cardinals have won 35 of their last 62 games against ranked opponents over the last seven years. Louisville has a 65-64 record against ranked opponents in Coach Rick Pitino's 16 years with the Cardinals.

■ **Cardinal Sports** — In its first 14 games this season, Louisville has produced 286 runs of 8-0 or better, including runs of 12-0 and 9-0 in its last game against Indiana. The Cardinals had a season-best 26-0 run against Eastern Kentucky. Louisville has forced its opponents into 37 scoring droughts of three minutes or more, including 4:56, 3:08 and 3:00 scoring droughts in its last game vs. Indiana. UofL's defense produced a season-best 9:00 period of scoreless defense against Eastern Kentucky.

■ **Snider MVP, National Player of Week** — Quentin Snider was named as the Most Valuable Player of UofL's Dec. 21 game vs. Kentucky by the Bluegrass Sports Commission. He delivered a career-best 22 points, grabbed a career-high matching six rebounds and handed out a game-high five assists. Snider's efforts also earned him USBWA Oscar Robertson National Player of the Week honors, as well as the ACC Player of the Week for games Dec. 19-25. He is the first Cardinal to be named a national player of the week since Montrezl Harrell in 2014. He was the first Cardinal honored by the ACC this year.

■ **Cards' Trio Unique in Top 15** - Louisville is the only school in the nation with its football, men's basketball and women's basketball programs each ranked among the Associated Press' top 15 (football: No. 15; women's basketball: No. 8; men's basketball: No. 9 through Jan. 2). The Cardinals have four additional sports ranked among the nation's top teams in men's soccer (8th), field hockey (8th), women's swimming (11th) and men's swimming (8th). UofL's men's soccer team was the No. 4 overall seed in the NCAA Championship and advanced to the Elite Eight. UofL's women's cross country team advanced to the NCAA Championship for the first time in school history and the Cardinals' field hockey team competed in the NCAA Tournament.

■ **Block Birds** — UofL's 91 blocked shots (6.6 per game) ranks sixth in the nation. The Cardinals have blocked at least four shots in 10 of its 14 games this season, including five against Indiana in their last game. UofL swatted a season-high 14 blocked shots against Eastern Kentucky, its third double-digit blocked shot total of the season (10 vs. Evansville, 11 vs. William & Mary). UofL has had 10 or more swats in a game six times over the last six years, three of which that have occurred this season. Anas Mahmoud is second in the ACC and 27th nationally in blocks (2.5). Four Cardinals have set career highs in blocked shots: Mahmoud with six vs. Wichita State, Mangok Mathiang with five vs. William & Mary, Jaylen Johnson with six vs. Southern Illinois and Donovan Mitchell with four swats vs. W&M. Mathiang has blocked a shot in 67 career games and Mahmoud has swatted a shot in 36 career games.

■ **Impressive Academic Performance** -- While the University of Louisville men's basketball team has performed well on the court, the Cardinals have excelled in the classroom as well. The team produced a collective 3.27 grade point average for 2015-16, just below its record 3.40 GPA from the 2013-14 season. Louisville has received an NCAA Public Recognition Award each of the last four years for ranking among the top 10 percent in men's basketball in the Academic Progress Rate, which measures academic eligibility, retention and graduation for student-athletes. The Cardinals had a perfect 1000 APR in the most recent four-year period, all while winning a combined 123 games — the second-most in the nation in that stretch — and the Cardinals won the 2013 NCAA Championship and reached the 2012 Final Four.

UofL had a collective 3.18 GPA for the most recent 2016 fall semester and 10 of 15 Cardinals earned a 3.0 or better, including six with a 3.4 or higher GPA. The men's basketball team has been around a collective 3.0 GPA for 17 consecutive semesters. Louisville placed a league-high seven individuals on the 26-member 2016 ACC All-Academic Team each of the last two years. Prior to entering the ACC, UofL's men's basketball team earned four straight league Team Academic Excellence Awards, recognizing the highest collective grade-point averages in each of the conference sports (2014 American Athletic Conf., 2011-13 Big East).

■ **Cards Continue Productive Defense** — Louisville teams under Rick Pitino have been known for their defensive intensity and the 2015-16 unit followed in that tradition. Last season, UofL limited its opponents to 58 or less points in 13 games, allowing an average of 61.1 points, which ranked sixth in the nation in scoring defense. Louisville committed fewer turnovers than its opponent in 23 games and was 19th in the nation in turnover margin (+3.0), committing single-digit turnovers in seven games.

Louisville has ranked among the nation's top 40 in field goal percentage defense in 12 of the past 14 years, including last season's .390 percentage, which was ninth in the nation. UofL held 16 of its opponents under 40 percent shooting from the field last year, nine under 36 percent and five under 30 percent.

■ **Challenging Schedule** — Louisville will face a challenging schedule for the 2016-17 season. The Cardinals have played a schedule ranked among the top 16 toughest by the ratings percent index (RPI) in seven of the last nine seasons. Twenty-three of the Cardinals' 31 games will be played against teams that participated in post-season competition last season, including 16 from the 2016 NCAA Tournament. A total of 25 of the Cardinals' games will be played against teams that won 20 or more games last season. Louisville's overall schedule is ranked ninth in the RPI through Jan. 1 and its non-conference schedule is 11th in the nation.

Eighteen of Louisville's 31 games this season will be against teams that were ranked among the nation's top 25 or were receiving votes in the preseason USA Today coaches poll, including five games among teams in the top seven (1 Duke, 4 Kentucky, 6 North Carolina, 7 Virginia twice, 12 Indiana, 15 Purdue, 17 Syracuse twice; receiving votes: Florida State, Miami, Notre Dame twice, Virginia Tech, Clemson, Pittsburgh twice, Wichita State). Five of the top 17 teams in the preseason poll hailed from the ACC including No. 14 Louisville, with six more among those receiving votes.

■ **Georgia Tech Awaits Next** — Louisville will play its second straight on the road as the Cardinals visit the Georgia Tech Yellow Jackets in Atlanta, Ga. on Jan. 7 at 2 p.m. ET (ACC Network/WHAS-TV in Louisville). Georgia Tech (9-4) has won three straight and five of its last six after stunning No. 9 North Carolina 75-63 on Dec. 31 in its last game. The Yellow Jackets are third in the nation in blocked shots, averaging 7.0 per game and have limited opponents to 64.8 points (sixth in the ACC, 50th in the NCAA) and 38.5 percent shooting from the field (fifth in the ACC, 29th in the NCAA). Louisville has an 18-13 series advantage over Georgia Tech and the Cardinals have won the last five matchups. The teams met twice last season, with Louisville winning 75-71 in Atlanta as Damion Lee scored 17 points and Anas Mahmoud added a career-high 15 points off the bench (1-23-16); and the Cardinals prevailed 56-53 in Louisville in UofL's final home game of the season as Chinanu Onuaku led the Cardinals with 17 points and 11 rebounds (3-1-16) on Senior Day. Georgia Tech will play at No. 5 Duke on Jan. 4 prior to facing the Cardinals.

■ **Guide Online** — The UofL Men's Basketball Guide is available online at GoCards.com, specifically at <http://gocards.com/sports/2016/10/10/2016-17-mens-basketball-media-guide.aspx>.

'16-17 NATIONAL RANKINGS

Associated Press

(Jan. 1)

| | |
|----|----------------|
| 1 | Villanova |
| 2 | Baylor |
| 3 | Kansas |
| 4 | UCLA |
| 5 | Gonzaga |
| 6 | Kentucky |
| 7 | West Virginia |
| 8 | Duke |
| 9 | Louisville |
| 10 | Creighton |
| 11 | Virginia |
| 12 | Florida State |
| 13 | Wisconsin |
| 14 | North Carolina |
| 15 | Oregon |
| 16 | Xavier |
| 17 | Arizona |
| 18 | Butler |
| 19 | Saint Mary's |
| 20 | Purdue |
| 21 | Virginia Tech |
| 22 | Cincinnati |
| 23 | Notre Dame |
| 24 | Florida |
| 25 | Indiana / USC |

ESPN/USA Today

(Jan. 1)

| | |
|----|----------------|
| 1 | Villanova |
| 2 | Kansas |
| 3 | Baylor |
| 4 | Gonzaga |
| 5 | UCLA |
| 6 | Kentucky |
| 7 | West Virginia |
| 8 | Duke |
| 9 | Louisville |
| 10 | Creighton |
| 11 | Wisconsin |
| 12 | Virginia |
| 13 | Florida State |
| 14 | Oregon |
| 15 | Xavier |
| 16 | North Carolina |
| 17 | Arizona |
| 18 | Butler |
| 19 | Saint Mary's |
| 20 | Purdue |
| 21 | Notre Dame |
| 22 | Cincinnati |
| 23 | Virginia Tech |
| 24 | Florida |
| 25 | Indiana |

UofL National Ranking in Field Goal Percentage Defense

| | |
|---------|-------|
| 2002-03 | 31st |
| 2003-04 | 2nd |
| 2004-05 | 8th |
| 2005-06 | 49th |
| 2006-07 | 25th |
| 2007-08 | 8th |
| 2008-09 | 22nd |
| 2009-10 | 161st |
| 2010-11 | 12th |
| 2011-12 | 6th |
| 2012-13 | 37th |
| 2013-14 | 20th |
| 2014-15 | 23rd |
| 2015-16 | 9th |

Louisville in the Polls

| Date | AP | USAT | Date | AP | USAT |
|-----------|----|------|---------|----|------|
| preseason | 13 | 14 | Dec. 12 | 11 | 11 |
| Nov. 14 | 12 | 12 | Dec. 19 | 10 | 11 |
| Nov. 21 | 10 | 10 | Dec. 26 | 6 | 7 |
| Nov. 28 | 14 | 14 | Jan. 2 | 9 | 9 |
| Dec. 5 | 11 | 13 | | | |

■ **Cards Sixth All-Time in the Polls** — Louisville has been ranked in the Associated Press poll on 612 occasions, sixth most all-time. UofL has been ranked among the nation's top 15 in the preseason poll five of the last six years (13th this year, unranked in 2015-16, eighth in 2014-15, third in 2013-14, second in 2012-13, ninth in 2011-12). Until the first three polls of 2014-15, the last time UofL had not been in the poll was March 5, 2012 -- a year in which UofL advanced to the Final Four.

■ **Success vs. Top 25 Foes** -- Louisville has won 35 of its last 62 against AP ranked opponents, defeating No. 16 Indiana on Dec. 31 in its last Top 25 matchup. UofL has a 52-42 record against Top 25 teams over the last 10 years (3-2 this year, 3-5 in 2015-16, 4-7 in 2014-15, 5-5 in 2013-14, 9-3 in 2012-13). UofL has been victorious eight of the last 18 times it has faced an AP top-five foe. UofL has won 19 of its last 38 games when facing Top 10 teams, spanning the last 10 years.

■ **Ear It Pronunciations** -- Trouble with pronunciations? Check out the Ear It pronunciations for the Cardinals' players from the men's basketball roster on www.GoCards.com. The links next to player names on the roster are supplied by TheNameEngine.com, an interactive audio service that provides proper audio pronunciations and phonetic spellings.

■ **Cards Have 14 Straight 20-Win Seasons** — Louisville is one of four Division I schools in the nation which has won 20 or more games in each of the past 14 seasons. Reaching 20 victories during the 2015-16 season and extending their streaks are Kansas (27), Duke (20), Gonzaga (18) and Louisville (14). UofL Coach Rick Pitino has won at least 20 games in a season on 24 occasions, ranking him fifth among active coaches in 20-win seasons and 11th overall. Pitino won 30 in a single season for the sixth time in 2013-14. UofL has won at least 19 games in 42 of the last 46 years.

■ **Mathiang, Snider Named Team Captains** — Senior forward/center Mangok Mathiang and junior guard Quentin Snider were selected as team captains for the Cardinals' 2016-17 season. One of three captains last season, the 6-10 Mathiang averaged 7.1 points, 5.7 rebounds and 1.2 blocked shots in the first 10 games before a broken foot sidelined him for the rest of the year. He was the MVP of the Brooklyn Hoops Holiday Invitational championship game when he produced a double-double with 17 points and 13 rebounds. Second on the team in minutes played last season, and a team-leading 3.5 assists as a sophomore. His 109 assists and just 40 turnovers ranked him fourth in the ACC in assists-to-turnovers ratio (2.73; 43rd in the NCAA) as he committed a turnover just once in every 21.2 minutes of action. He scored a career-high 21 points at NC State, knocking down 4-of-6 three-pointers in the game. Mathiang and Snider were both members of the All-ACC Academic Men's Basketball team each of the last two years.

■ **Good Production Returns** -- While the Cardinals will miss their departed top three scorers in G/F Damion Lee (15.9 ppg, 3.9 rpg, 61 three pointers), G Trey Lewis (11.3 ppg, 2.3 apg, 46 threes) and F/C Chinanu Onuaku (9.9 ppg, 8.5 rpg, .620 FG Pct.), over half of their total production will return. Louisville returns 51 percent of its scoring from the 2015-16 squad (1183 of 2324 points), 59 percent of its rebounding (697 of 1183), 57 percent of its assists (238 of 419) and 57 percent of the total minutes played (3553 of 6200). Louisville returns 10 lettermen and two starters, with Quentin Snider as the Cardinals' leading returning scorer at 9.4 points per game a year ago.

■ **29 Former Pitino Assistants/Players Became Head Coaches** -- UofL Coach Rick Pitino has had 29 of his former assistants or players rise to a collegiate head coaching position. Pitino's son, Richard Pitino, added his name in April 2012 when he was named head coach at FIU and is now at Minnesota. There are 10 additional former assistants as current head coaches to bring the total to 11 active, including Mick Cronin at Cincinnati; Scott Davenport at Bellarmine (Division II); Kevin Keatts at UNC Wilmington, Steve Masiello at Manhattan; Marvin Menzies at UNLV; Kareem Richardson at Missouri-Kansas City; Reggie Theus at Cal State Northridge; Kevin Willard at Seton Hall; and Tubby Smith at Texas Tech. Pitino's nine Division I former assistants as current head coaches is the most in the nation. Four active coaches reached the 2016 NCAA Tournament (Cronin, Keatts, Smith and Willard).

Pitino has a collective 40-10 record in games against his former assistants (3-0 vs. Ralph Willard; 7-5 Tubby Smith; 7-0 Billy Donovan, 7-5 Mick Cronin, 1-0 Scott Davenport, 1-0 Marvin Menzies, 6-0 Kevin Willard, 2-0 Steve Masiello, 2-0 Richard Pitino, 2-0 Kareem Richardson, 1-0 Kevin Keatts, 1-0 Reggie Theus). Davenport's team won the 2011 NCAA Division II Championship. Indiana Pacers head coach Frank Vogel was a student manager for Pitino at Kentucky and his video coordinator with the Celtics. Pitino coached former Golden State Warriors coach Mark Jackson at the New York Knicks. Donovan moved from Florida to the NBA's Oklahoma City Thunder. Eastern Kentucky coach Dan McHale was a program assistant for two seasons on Pitino's first staff at Louisville and was director of video operations for two additional years. Eight former Pitino players also became collegiate head coaches, four of which are currently active including Travis Ford of Saint Louis University; Allen Edwards of Wyoming; Mark Pope of Utah Valley; and Masiello. Including games against both his former assistants and former players who went on to become collegiate head coaches, Pitino is 47-11 overall (record vs. former players as head coaches: 3-1 vs. Travis Ford, 2-0 vs. John Pelphrey, 1-0 Scott Padgett, Mark Pope 1-0 and Donovan).

■ **Non-Conference Success** -- Louisville has a 202-45 record (.818) against non-conference opponents in Coach Rick Pitino's 16 seasons (includes post-season). The Cardinals are 140-10 at home in regular season non-conference games under Pitino, including a 63-3 mark over the last seven seasons in the KFC Yum! Center.

■ **Pitino Fourth in Wins in 32 Seasons** -- Early in the 2016-17 season, UofL Coach Rick Pitino already ranks fourth in most career coaching victories through 32 seasons. Pitino's 757 victories place him 15 wins behind Jim Boeheim for third on the list.

Best Career Coaching Starts by Wins - 32 Seasons

| Coach, School | Seasons | W | L | Pct. |
|---|---|------------|------------|-------------|
| 1. Mike Krzyzewski, Army & Duke..... | 1976-2007 | 775 | 261 | .748 |
| 2. Dean Smith, North Carolina..... | 1962-93 | 774 | 223 | .776 |
| 3. Jim Boeheim, Syracuse..... | 1977-2008 | 771 | 278 | .735 |
| 4. Rick Pitino, Hawaii, Boston U., Providence, Kentucky & Louisville | 1976, 79-83, 86-87, 90-97, 2002-16 | 757 | 264 | .741 |
| 5t. Lute Olson, Long Beach St., Iowa & Arizona..... | 1974-2005 | 740 | 256 | .743 |
| 5t. Bob Huggins, Walsh, Akron, Cincinnati, Kansas St. & West Virginia..... | 1981-2005, 07-14 | 740 | 302 | .710 |

Most Final Four Appearances All-Time

| |
|----------------------|
| 12 John Wooden |
| 12 Mike Krzyzewski |
| 11 Dean Smith |
| 8 Roy Williams |
| 7 Rick Pitino |
| 7 Tom Izzo |

HEAD COACH RICK PITINO

In his 32nd season as a collegiate head coach and 16th at Louisville, UofL Coach Rick Pitino has compiled a 756-264 overall record (402-136 at UofL). A member of the Naismith Memorial Basketball Hall of Fame, he is the first coach to take three different schools to the NCAA Final Four -- including his 2005, 2012 and 2013 Cardinal teams -- and the first to win an NCAA Championship at two different schools after guiding Louisville to the 2013 NCAA title. Among active coaches, Pitino (Massachusetts '74) has the second-highest winning percentage in NCAA Tournament games (.746 winning percentage, 53-18 record in 20 NCAA tournament appearances) and his overall .741 winning percentage entering the season ranks him 14th among active coaches. He guided Kentucky to three NCAA Final Four appearances in eight seasons (1989-97), winning the 1996 NCAA Championship and reaching the national title game in 1997. He has also served as head coach at Providence College (1985-87, 1987 Final Four), Boston University (1978-83), Hawaii (last six games in 1975-76) as well as the NBA New York Knicks (1987-89) and Boston Celtics (1997-2001). Pitino has a 14-10 career record against Notre Dame (8-7 at Louisville).



Rick Pitino Collegiate Head Coaching History

| School | First yr. | Last yr. | W | L | Pct. |
|--------------------|-----------|----------|-----|-----|------|
| Hawaii | 1975-76 | 1975-76 | 2 | 4 | .333 |
| Boston U. | 1978-79 | 1982-83 | 91 | 51 | .641 |
| Providence | 1985-86 | 1986-87 | 42 | 23 | .646 |
| Kentucky | 1989-90 | 1996-97 | 219 | 50 | .814 |
| Louisville | 2001-02 | Present | 403 | 136 | .747 |
| Total (31 seasons) | | | 757 | 264 | .741 |

Pitino's Milestone Collegiate Victories

| No. | Date | Score |
|-----|----------|---------------------------------|
| 1 | 2/28/76 | Hawaii 82, Portland 58 |
| 100 | 12/21/86 | Providence 93, Howard 84 |
| 200 | 3/22/92 | Kentucky 106, Iowa State 98 |
| 300 | 1/20/96 | Kentucky 124, TCU 80 |
| 400 | 12/7/03 | Louisville 56, Holy Cross 40 |
| 500 | 11/24/07 | Louisville 64, Old Dominion 53 |
| 600 | 11/11/11 | Louisville 83, UT Martin 48 |
| 700 | 11/26/14 | Louisville 45, Cleveland St. 33 |
| 750 | 11/24/16 | Louisville 62, Wichita State 52 |

Pitino's Milestone Louisville Victories

| No. | Date | Score |
|-----|----------|-----------------------------------|
| 1 | 11/18/01 | Louisville 92, South Alabama 38 |
| 100 | 12/4/05 | Louisville 67, Arkansas State 55 |
| 200 | 3/27/09 | Louisville 103, Arizona 64 |
| 300 | 3/4/13 | Louisville 67, Cincinnati 57 |
| 350 | 12/14/14 | Louisville 68, UNC Wilmington 57 |
| 400 | 12/10/16 | Louisville 102, Texas Southern 71 |

Active Coaches with 700 wins (through Jan. 1)

| Coach, school | Record | Pct. |
|------------------------------|----------|------|
| Mike Krzyzewski, Duke | 1055-323 | .766 |
| Jim Boeheim, Syracuse | 892-346 | .721 |
| Bob Huggins, West Virginia | 803-322 | .713 |
| Roy Williams, North Carolina | 795-212 | .791 |
| Rick Pitino, Louisville | 757-264 | .741 |

■ **Mitchell, Adel Candidates for National Awards** — UofL guard Donovan Mitchell is among 20 watch list members for the 2017 Jerry West Shooting Guard of the Year Award, while forward Deng Adel is among the 20-player watch list for the 2017 Julius Erving Small Forward of the Year Award. Both annual awards are in their third year being presented by the the Naismith Memorial Basketball Hall of Fame. Mitchell, a communication major from Greenwich, Conn., and Duke's Grayson Allen are the only two ACC representatives on the watch list for the West Award. Adel, a communication major from Melbourne, Australia, is one of six ACC representatives on the watch list for the Erving Award. By mid-February, the watch list will be narrowed to 10 and then will be down to five finalists in March. The winner of both awards will be presented at the ESPN College Basketball Awards Show in Los Angeles on April 7, 2017.

■ **Cards' Class Among Nation's Best** -- Four outstanding high school products have each signed a national letter-of-intent with UofL, ranking this Cardinal group among the nation's top recruiting classes. The list of impressive signees includes **Jordan Nwora**, a 6-7, 215-pound forward from Buffalo, N.Y. and Vermont Academy in Saxtons River, Vt.; **Darius Perry**, a 6-2, 170-pound guard from Powder Springs, Ga. and Wheeler High School in Marietta, Ga.; **Lance Thomas**, a 6-8, 210-pound forward from Norcross (Ga.) High School; and **Malik Williams**, a 6-11, 215-pound forward/center from Snider High School in Ft. Wayne, Ind.

Nwora (pronounced WOR-uh) averaged 23.4 points and 10.1 rebounds as a senior last season in leading The Park School in Buffalo, N.Y. to the Manhattan Cup Class A final. He will play his final prep season at Vermont Academy in Saxtons River, Vt. A two-time All-West New York selection, Nwora enters the year ranked No. 89 nationally by Rivals.com, 109th by 247Sports.com, and is No. 91 in the ESPN 100.

Perry averaged 15.0 points, 4.3 assists, 4.0 rebounds and 3.1 steals as a junior last season as Wheeler posted a 22-6 record before falling in the first round of the Georgia state playoffs. Honored as a first-team all-region pick as a junior, Perry is ranked is No. 53 nationally in the ESPN 100, 63rd by 247Sports.com, 76th by Scout.com and 82nd by Rivals.com.

Thomas averaged 8.3 points, 6.6 rebounds and 3.7 blocked shots as a junior last season in helping his Norcross High School team to a 26-4 record and the Georgia Class AAAAAA Sweet 16 before falling to eventual state champion Westlake. A first-team All-Region 7 selection last year, Thomas is ranked No. 76 nationally by 247Sports.com and No. 121 by Scout.com, which lists him as the 16th-best power forward in the nation.

Williams averaged 21.2 points, 13.1 rebounds, 2.9 blocked shots and connected on 36 percent of his three-point attempts as a junior last season in helping his Snider High School team produce a 14-9 record. A first-team All-Summit Athletic Conference selection as a junior, Williams is ranked No. 21 nationally Scout.com, No. 29 by Rivals.com, No. 30 by 247Sports.com and is No. 41 the ESPN 100.

■ **Cards vs. Non-Conference Foes** -- Louisville has won 54 of its last 55 non-conference games at home in the KFC Yum! Center, spanning the last seven seasons. The Cardinals won 35 straight over non-conference opponents between falling to Kentucky on Dec. 27, 2014 and its previous home non-conference loss on Dec. 31, 2010 to Kentucky. The only other non-conference loss UofL has suffered in the KFC Yum! Center was a 52-46 setback at the hands of Drexel on Dec. 14, 2010. In its seventh season in the spectacular KFC Yum! Center, Louisville has an overall 107-14 record in home games, including a 63-3 record against non-conference opponents. The Cardinals have won their last 18 home games against non-conference opponents. UofL has won 42 consecutive home games in November spanning the last 25 years, including a perfect 29-0 record in the KFC Yum! Center.

■ **21 Sweet 16s for Cards** — Louisville advanced to its 21st NCAA Sweet 16 in 2014-15, its fourth straight. Only three teams have had more Sweet 16 appearances than Louisville's 21 since the NCAA began Sweet 16 records in 1975 (North Carolina 27, Duke 25, Kentucky 24). The Cardinals have won seven of their last eight regional semifinal games. Louisville has been to at least the Sweet 16 in seven of the last 12 years. Louisville's NCAA Sweet 16 teams: 1975, 1978, 1979, 1980, 1982, 1983, 1984, 1986, 1988, 1989, 1993, 1994, 1996, 1997, 2005, 2008, 2009, 2012, 2013, 2014, 2015.

■ **Sweet 16 Success** -- Louisville is one of just teams that have reached the NCAA Tournament Sweet 16 in four of the last five years. Only Louisville (missed the Sweet 16 in 2016), Michigan State (missed in 2016), and Wisconsin (missed in 2013) have been to four Sweet 16s from 2012-16.

■ **Cardinals Have Reached 14 Elite Eights** -- Louisville has reached the NCAA Elite Eight on 14 occasions, including five of the last nine years. Louisville's 14 Elite Eight appearances rank sixth nationally. The NCAA recognizes Elite Eight records since 1951, the first year that all teams in the tournament would be required to win at least one game to advance to the Elite Eight. The Cardinals have a 10-4 record in regional championship games, winning two of their last three. (UofL years in Elite Eight: 1959, 1972, 1975, 1980, 1982, 1983, 1986, 1997, 2005, 2008, 2009, 2012, 2013, 2015).

Louisville has won ...

... 48 of its last 64 post-season tournament games over the last 12 years (including conference, NCAA and NIT since 2005). Louisville is 25-4 in the postseason over the last five years.
 ... 26 of its last 34 games in the NCAA Tournament (since 2005), advancing to the final eight teams five times in the last nine years (2008, 2009, 2012, 2013, 2015).
 ... 30 of 38 games during the month of March over the last five years.
 ... 158 games over the last six years, tied for the fifth-most wins in the nation in that stretch. Louisville is one of just three teams to win at least 30 games in three of the last five seasons (also Kentucky, Wichita State), winning a school-record 35 victories during the Cardinals' 2012-13 NCAA Championship season.
 ... 20 games for the last 14 straight seasons, a feat accomplished by only four schools.
 ... 12 ACC regular season games in 2014-15 and 2015-16. Louisville has won at least 10 league games for nine straight seasons. UofL has finished in the top three in its conference six of the last 10 years.
 ... 10 of its last 11 conference tournament games. Louisville is 15-3 with three championships over its last seven conference tournaments, reaching the title game five times. Louisville has won three of the last four conference tournament titles in which it has participated.

■ **Cards Among Nation's Best in Pitino Era**

— Louisville is among 17 programs in the nation that have won at least 70 percent of its games over the last 16 years. Louisville has a .747 winning percentage since UofL Coach Rick Pitino took over the reins of the Cardinal program, sixth best in the nation.

Best Winning Percentage Last 16 Years

Louisville is among the top 20 programs in the nation in winning percentage over the last 16 seasons under Pitino. (records through Jan. 1)

| School | 2016-17 | 2001-16 | Total | Pct. |
|-------------------|-------------|----------------|----------------|-------------|
| Kansas | 12-1 | 448-95 | 460-96 | .827 |
| Gonzaga | 14-0 | 414-95 | 428-95 | .818 |
| Duke | 12-2 | 435-98 | 447-100 | .817 |
| Kentucky | 11-2 | 410-124 | 421-126 | .770 |
| Memphis | 10-4 | 398-127 | 408-131 | .757 |
| Louisville | 12-2 | 391-134 | 403-136 | .748 |
| Pittsburgh | 11-3 | 385-134 | 396-137 | .743 |
| Wisconsin | 12-2 | 379-138 | 391-140 | .736 |
| Syracuse | 8-6 | 389-138 | 397-144 | .734 |
| North Carolina | 12-3 | 392-144 | 404-147 | .733 |
| Florida | 10-3 | 386-145 | 396-148 | .728 |
| Arizona | 12-2 | 368-145 | 380-147 | .721 |
| Michigan State | 10-5 | 386-152 | 396-157 | .716 |
| Xavier | 12-2 | 360-147 | 372-149 | .714 |
| Connecticut | 5-8 | 374-146 | 379-154 | .711 |
| Butler | 11-2 | 356-149 | 367-151 | .708 |
| Ohio State | 10-3 | 351-146 | 361-149 | .708 |

NCAA Sweet 16 Appearances (since 1975)

| | |
|-------------------|-----------|
| North Carolina | 27 |
| Duke | 25 |
| Kentucky | 24 |
| Louisville | 21 |
| Kansas | 21 |

NCAA Elite Eight Appearances (since 1951)

| | |
|-------------------|-----------|
| Kentucky | 32 |
| North Carolina | 25 |
| Duke | 20 |
| Kansas | 20 |
| UCLA | 20 |
| Louisville | 14 |
| Michigan State | 13 |

■ Cards Chosen Fourth in ACC Preseason Poll

— UofL was picked to finish fourth in the Atlantic Coast Conference in 2016-17 in a preseason media poll with Duke as the league favorite. Duke junior guard Grayson Allen was honored as the preseason Player of the Year while NC State freshman guard Dennis Smith, Jr. was chosen the ACC Preseason Rookie of the Year. Louisville did not have a player on the preseason all-conference team, but UofL forward V.J. King received votes in the rookie voting. Louisville finished fourth in each of its first two years in the ACC. The 64th annual ACC Tournament will be played March 7-11 at the Barclays Center in Brooklyn, N.Y.

2016-17 ACC Preseason Media Poll

| | |
|----------------------|--------------------|
| 1. Duke | 9. Miami |
| 2. North Carolina | 10. Virginia Tech |
| 3. Virginia | 11. Clemson |
| 4. Louisville | 12. Pittsburgh |
| 5. Syracuse | 13. Wake Forest |
| 6. NC State | 14. Georgia Tech |
| 7. Notre Dame | 15. Boston College |
| 8. Florida State | |

■ Cards Have Been Tough on the Road

— UofL has a 65-39 record over the last 11 years on its opponent's home court (.625). Louisville has posted a 10-8 road record in its first two years in the ACC. UofL had the most road victories of any school in Big East Conference games over its last seven years in that league and was a league-best 8-1 in its road games in The American during the 2013-14 season. The Cardinals have a 56-33 record in conference games on the road over the last 11 seasons (.629). In neutral site games, Louisville has a 35-7 record over the last five years (.833) and a 45-14 neutral site record over the last eight years (.763).

In conference games overall, Louisville had the most Big East Conference victories over its eight years in that league during the regular season (from 2005 to 2013). Louisville had a 95-45 Big East record in league victories during the regular season, just ahead of Syracuse and Pittsburgh (both at 92-48). Louisville finished fourth in each of its first two years in the ACC with a 12-6 league record each season.

■ Five-League Champs -- UofL Coach Rick Pitino is the only coach to win both regular season and tournament championships in five different conferences, including three while at Louisville (ECAC North Atlantic, Southeastern, Conference USA, Big East, American).

■ Card File -- Louisville is No. 9 in the RPI, 8 in the Sagarin Ratings and 9 in Ken Pomeroy's rankings through Jan. 1 ... Louisville has outrebounded 11 of its 14 opponents this season, including six by double-digit margins. Indiana held a 39-28 margin on the boards in UofL's last game. The Cardinals are 32nd in the nation in rebounding margin (+6.4) ... Jaylen Johnson is 17th in the nation in offensive rebounds per game (3.79) ... In the first half of its 14 games, Louisville has allowed an average of 27.4 points and 33.5 percent shooting from the field ... Louisville's free throw percentage has improved lately as the Cardinals have hit 68.9 percent at the line over its last nine games (144-of-209; first five games: .641). UofL shot a season-high 84.2 percent at the line at Grand Canyon (16-of-19). Louisville has made 74.3 percent of its free throws in its five road/neutral site games this season (78-of-105) ... Jaylen Johnson's 105 rebounds in 14 games this season are 43 percent of his career boards. His 7.5 rebounds per game this year is 12th in the ACC. Johnson pro-rated rebounding average of 14.2 over 40 minutes is the best on the team ... Attendance for UofL basketball games at the KFC Yum! Center surpassed the 2.5 million mark against Southern Illinois. A total of 2,598,673 fans have flocked to the arena to watch UofL play in the Cardinals' seven seasons in the spectacular facility, an average of 21,301 fans per game. The 22,783 fans that witnessed the Cardinals' victory over Kentucky on Dec. 21 was the 10th largest crowd in the facility ... Louisville has been ranked in 85 of the last 88 Associated Press polls ... Louisville has won its last 156 games when holding its opponent below 50 points, last falling when that occurred 44-41 to Western Kentucky on Jan. 10, 1945. The Cardinals limited Evansville to 47 points in the season opener ... Over the last seven seasons, Louisville has recovered from nine or more points down to win on 23 occasions ... Louisville led Baylor by 22 points in the first half (32-10 with 4:02 left in the half) ... Louisville reached the championship game of the 2016 Battle 4 Atlantis before falling to Baylor. UofL guards Donovan Mitchell and Quentin Snider were named to the five-person all-tournament team ... With its victory over Old Dominion, the Cardinals improved to 81-43 all-time in overtime games, including a 12-6 record since the 2004-05 season ... Louisville's 29.7 percent shooting from the field against Old Dominion on Nov. 23 was its lowest ever in a victory. The previous low was 30.2 percent in a 53-44 win at Memphis on Feb. 26, 2005 ... After beating Texas Southern, Louisville improved to 48-3 in first-time meetings with opponents under coach Rick Pitino, including a 19-1 record since the 2010-11 season ... UofL Coach Rick Pitino is the only former NBA coach to win 750 collegiate games ... With its 79-70 victory at Grand Canyon and Coach Dan Majerle, Louisville improved to 35-14 against coaches who were NBA or ABA All-Stars, including an 11-0 mark since 1996 and an 8-0 record under Rick Pitino ... After combining for 59 turnovers in their first public intrasquad game on Oct. 12, the Cardinals have committed 10 or fewer turnovers in six of its 14 games. Louisville is 45th nationally in fewest turnovers per game (11.7) ... Grand Canyon's DeWayne Russell poured in 42 points against Louisville, the most the Cardinals have allowed an individual to score since Joel Curbelo of American University in Puerto Rico scored 47 against the Cardinals on Nov. 24, 1995. It was the most that an individual scored on UofL under Coach Rick Pitino since Luke Harangody of Notre Dame scored 40 on Feb. 28, 2008. Louisville won all three of those 40+ games by the opponent.

ATLANTIC COAST CONFERENCE

(ACC Standings through Jan. 2)

| School | ACC | Overall | Streak |
|-------------------|------------|-------------|------------|
| Florida State | 2-0 | 14-1 | W 10 |
| Virginia Tech | 1-0 | 12-1 | W 8 |
| Notre Dame | 1-0 | 12-2 | W 3 |
| Clemson | 1-0 | 11-2 | W 9 |
| Miami | 1-0 | 11-2 | W 7 |
| Georgia Tech | 1-0 | 9-4 | W 3 |
| Boston College | 1-0 | 8-6 | W 2 |
| Virginia | 1-1 | 11-2 | L 1 |
| Louisville | 0-1 | 12-2 | W 1 |
| Duke | 0-1 | 12-2 | L 1 |
| North Carolina | 0-1 | 12-3 | L 1 |
| NC State | 0-1 | 11-3 | L 1 |
| Pittsburgh | 0-1 | 11-3 | L 1 |
| Syracuse | 0-1 | 8-6 | L 1 |
| Wake Forest | 0-2 | 9-5 | L 2 |

Upcoming ACC Games



Tuesday, January 3

| | |
|-------------------------------------|------|
| North Carolina at Clemson - ESPN2 | 7:00 |
| Boston College at Wake Forest - RSN | 7:00 |

Wednesday, January 4

| | |
|----------------------------------|------|
| Georgia Tech at Duke - ESPN2 | 7:00 |
| Miami at Syracuse - RSN | 7:00 |
| Virginia Tech at NC State - ACCN | 9:00 |
| Louisville at Notre Dame - ACCN | 9:00 |
| Virginia at Pittsburgh - RSN | 9:00 |

Saturday, January 7

| | |
|---------------------------------------|-----------|
| Pittsburgh at Syracuse - ACCN | Noon |
| Boston College at Duke - RSN | 2:00 |
| Virginia Tech at Florida State - ACCN | 2:00 |
| Louisville at Georgia Tech - ACCN | 2:00 |
| Clemson at Notre Dame - ESPNU | 3:00 |
| NC State at North Carolina - ESPN | 2:00/8:00 |

Sunday, January 8

| | |
|---------------------------------|------|
| Wake Forest at Virginia - ESPNU | 8:00 |
|---------------------------------|------|

Tuesday, January 10

| | | |
|---------------------------|-------|------|
| Syracuse at Virginia Tech | ESPNU | 7:00 |
|---------------------------|-------|------|

Louisville in ACC Statistics

| Team Statistics | Stat | Rank |
|--------------------------|-------|------|
| Scoring Offense | 76.1 | 11 |
| Scoring Defense | 60.4 | 3 |
| Scoring Margin | +15.7 | 8 |
| FT Percentage | .695 | 12 |
| FG Percentage | .440 | 14 |
| FG Pct. Defense | .367 | 2 |
| 3-Pt. Percentage | .331 | 15 |
| 3-Pt. Percentage Defense | .273 | 1 |
| Rebounding Margin | +6.4 | 5 |
| Blocked Shots | 6.5 | 2 |
| Assists | 13.9 | 12 |
| Steals | 7.1 | 7 |
| Turnover Margin | +3.9 | 3 |
| Assists-Turnover Ratio | 1.19 | 12 |
| 3FG Made | 6.4 | 13 |

Rebounding

| | |
|---------------------|-----|
| 13. Jaylen Johnson | 7.5 |
| 19. Mangok Mathiang | 6.4 |

Steals

| | |
|---------------------|-----|
| 1. Donovan Mitchell | 2.1 |
|---------------------|-----|

Blocked Shots

| | |
|-----------------|-----|
| 2. Anas Mahmoud | 2.4 |
|-----------------|-----|

Offensive Rebounds

| | |
|-------------------|-----|
| 3. Jaylen Johnson | 3.8 |
|-------------------|-----|

Assists-Turnovers Ratio

| | |
|-------------------|------|
| 3. Quentin Snider | 2.68 |
|-------------------|------|

■ **Statistical Trends** — UofL is 173-9 over the last 16 seasons under Coach Rick Pitino when scoring 80 or more points (4-0 this year, 10-0 in 2015-16, 11-0 in 2014-15) ... Over the past 16 years under Pitino, Louisville is 131-6 when shooting 50 percent or better from the field (1-0 this year, 14-0 in 2015-16, 8-0 in 2014-15) ... UofL is 321-49 when holding its opponent below 70 points over the past 16 years under Pitino (8-2 this season, 19-1 in 2015-16, 24-4 in 2014-15, 27-1 in 2013-14).

■ **Three With 400** — Louisville is the only NCAA Division I men's basketball program to have three different coaches with at least 400 victories at the school. Current Cards' Coach Rick Pitino has won 403 games in his 16th season at UofL, his predecessor Denny Crum won 675 games in 30 years (1971-2001) and Bernard "Peck" Hickman won 443 in his 23 years guiding the Cardinals (1944-67). Kansas can join that list when Bill Self wins his 400th game at Kansas (397 through Jan. 1) as Phog Allen (590) and Roy Williams (418) have at least 390 wins there.

■ **Six NBA Draft Picks in Last Four Years** -- Chinanu Onuaku, who was a sophomore forward/center for UofL last season, was selected by the Houston Rockets with the 37th pick overall in the second round of the 2016 NBA Draft.

A total of 69 former Louisville players have been selected in the NBA Draft, including six in the last four years. Terry Rozier was selected in the first round of the 2015 draft by the Boston Celtics as the 16th overall pick, while forward Montrezl Harrell was taken in the second round by the Houston Rockets as the 32nd selection. Russ Smith was selected by the Philadelphia 76ers in the second round of the 2014 NBA Draft with the 47th overall pick, and was subsequently traded to the New Orleans Pelicans. Gorgui Dieng was a first-round selection and the 21st overall pick by the Utah Jazz in 2013, with his rights subsequently traded to the Minnesota Timberwolves, where he has played the last three seasons. Peyton Siva was a second round choice of the Detroit Pistons in 2013 with the 56th pick overall.

Louisville has produced 23 first-round NBA Draft choices, including 11 in the top ten and five among the top three picks (Pervis Ellison first in 1989; Wes Unseld second in 1968; Darrell Griffith second in 1980; Charlie Tyra second in 1957; Rodney McCray third in 1983).

■ **Louisville Top College Basketball Market** -- Louisville is consistently the highest-rated television market for college basketball on ESPN. Louisville has been the top market each of the last 14 years, averaging a 4.9 rating for the 2015-16 season. Louisville was over two points higher than second-place Raleigh-Durham, which averaged a 2.7 rating. The remaining top 10 was Kansas City (2.5), Greensboro-High Point (2.5), Cincinnati (1.8), Dayton (1.7), Greenville (1.7), Indianapolis (1.6) and Memphis (1.5). The Cardinals' NCAA Sweet 16 game against Kentucky in 2014 drew a 51.5 rating and 73 share, making it the second highest-rated event in Louisville television history. Louisville's 2013 NCAA Championship game against Michigan is the top-rated television event all-time in the Louisville market.

■ **International Flavor** — Louisville had an international flavor with four players on its roster hailing from foreign countries. Mangok Mathiang was born in Sudan, Africa and lived in Melbourne, Australia where he also played rugby and Australian Rules Football before coming to the United States. He played a season at Carbondale (Ill.) Brehm Prep School. Deng Adel followed a similar path as he was born in the Sudan, grew up in Australia and spent his senior year of high school in Florida. From Cairo, Egypt, Anas Mahmoud played a year at West Oaks Academy in Orlando, Florida before joining UofL. Matz Stockman, from Oslo, Norway, attended school in Spain's Canary Islands during the 2013-14 season before his trek to the U.S.

■ **Seventh Season in KFC Yum! Center** -- This is Louisville's seventh season in the spectacular KFC Yum! Center, located on the banks of the Ohio River in downtown Louisville. The Cardinals had previously played basketball for 54 years in Freedom Hall (1956-2010). The 22,000-seat multi-purpose arena was built at a cost of \$238 million and includes 71 luxury suites, 62 four- or six-seat premium boxes, over 2,000 side-court club seats and four party suites with a seating capacity of 32 each.

UofL's men's and women's teams have permanent locker rooms. There are five additional team locker rooms, two officials locker rooms, five star dressing rooms, a full-function media work room and a full-sized basketball practice court on the event level. The seven levels of the arena (including the upper catwalk) include a collective 721,762 square feet, or roughly the area of 13 football fields.

After passing through the one and a half acre landscaped entry plaza that features a basketball-themed fountain, entering fans can visit the 2,500-square foot UofL adidas store, the 3,000-square foot UofL Hall of Honor, or head to their seats using one of the eight escalators or seven elevators within the building.

Lounge space is abundant within the arena.

Four spacious donor rooms are available for Cardinal fans, including three that overlook the Ohio

River. The 7,000-square foot main concourse restaurant overlooks the river and a main concourse sports bar has views directly into the arena bowl. Two 4,000-square foot club lounges on the event level, as well as the terrace club and premium box lounges, provide amenities for their respective patrons. The KFC Yum! Center served as the site for the NCAA Men's Basketball Tournament second and third rounds in 2012 and 2015, the NCAA South Regional in 2016 and was the site for the 2012 NCAA Women's Volleyball Championship on December 13 and 15.



■ Mathiang A Good Works Team Nominee

-- UofL center Mangok Mathiang is among a group of 181 nominees for the 2017 Allstate National Association of Basketball Coaches (NABC) Good Works Team. The distinguished award shines a spotlight on a select group of student-athletes who have shown dedication to community service and leadership.

Former UofL guard Peyton Siva received recognition on the Allstate NABC Good Works team as a senior in 2013.

A redshirt senior, Mathiang is a team captain for the second straight year. Over the past three years, he has accumulated the most community service hours on the Cardinals' team. A communications major, Mathiang has developed an amazing reputation for being a kind, gentle-hearted young man.

Among the many service projects in which he has participated include the Louisville Coalition for the Homeless & Salvation Army- Stand Down 2016, a speaker at elementary schools, Dare to Care food bank, Metro Parks and Recreation Adaptive and Inclusive Recreation Program, multiple hospital visits and many other community service initiatives. He has been a leader off the court and on it, as a starter or key reserve. He was one of a league-leading seven Louisville student-athletes honored on the 2016 All-ACC Academic Men's Basketball Team and has regularly achieved recognition on the UofL Athletic Director's Honor Roll.

The 181 NABC nominees were submitted by sports information directors and college basketball coaches across the country. The final roster of 10 award recipients will be unveiled in February. Members of the Allstate NABC Good Works Team will be invited by Allstate, an official corporate partner of the NCAA, to the 2017 NABC Convention and 2017 NCAA Men's Final Four in Phoenix, where they will participate in a community service project benefiting the city.

More information about the Allstate NABC Good Works Team is available at www.nabc.org.

UofL Radio Network Affiliates

| | | |
|---------------------------|----------|-------------------|
| WHAS | 840 AM | Louisville, Ky. |
| <i>(Flagship Station)</i> | | |
| WKRD | 790 AM | Louisville, Ky. |
| WCKY | 1530 AM | Cincinnati, Ohio |
| WWRW | 105.5 FM | Lexington, Ky. |
| WSFC | 1240 AM | Somerset, Ky. |
| WYMC | 1430 AM | Mayfield, Ky. |
| WLME | 102.7 FM | Owensboro, Ky. |
| WPAD | 1560 AM | Paducah, Ky. |
| WCCK | 95.7 FM | Calvert City, Ky. |

Sirius XM Satellite Radio

The radio broadcast is also available for a fee through GoCards.com and CardsMobile, the Cards' official Android/iPhone app.

■ **Anniversary Year for Two Final Four teams** — The 2016-17 season marks notable anniversaries for two of Louisville's Final Four teams. It is the 45th anniversary for UofL's 1972 NCAA Final Four team (26-5 record), which was guided by future Hall of Fame Coach Denny Crum in his first season with the Cardinals. The Missouri Valley Conference Co-Champions featured five senior starters, including All-America guard Jim Price (1,460 career points, 1969-72), forward Ron Thomas, whose 13.0 career rebounding average is the fourth-best ever at UofL (1970-72), and 1,000-point scorer Al Vilcheck (1,048 points, 1969-72). This season also marks the 35th anniversary of the Cardinals' 1982 Final Four team, which had six seniors on its roster. Crum's fourth Final Four team, which was runner-up in the Metro Conference, included four starters that totaled over 1,000 career points in Derek Smith (1,826), Lancaster Gordon (1,614), Jerry Eaves (1,250) and Rodney McCray (1,247). The Cardinals beat UAB on its home floor to win the Midwest Regional.

NCAA Division I Most Victories

| School | First Year | (entering 2016-17) | | | |
|-------------------|------------|--------------------|------|------|------|
| | Year | Yrs. | Won | Loss | Pct. |
| 1. Kentucky | 1903 | 113 | 2205 | 682 | .764 |
| 2. Kansas | 1899 | 118 | 2186 | 836 | .723 |
| 3. North Carolina | 1911 | 106 | 2173 | 774 | .737 |
| 4. Duke | 1906 | 111 | 2087 | 864 | .707 |
| 5. Syracuse | 1901 | 115 | 1943 | 865 | .692 |
| 6. Temple | 1895 | 120 | 1870 | 1037 | .643 |
| 7. Notre Dame | 1898 | 111 | 1819 | 984 | .649 |
| 8. UCLA | 1920 | 97 | 1818 | 819 | .689 |
| 9. St. John's | 1908 | 108 | 1803 | 980 | .648 |
| 10. Indiana | 1901 | 116 | 1783 | 1003 | .640 |
| 11. Louisville | 1911 | 102 | 1778 | 892 | .666 |
| 12. Brigham Young | 1903 | 114 | 1764 | 1059 | .625 |
| 13. Arizona | 1905 | 111 | 1762 | 927 | .655 |

■ **Tickets Available** -- A limited number of single-game tickets for UofL home games are on sale now. Tickets are \$82 for Duke and Notre Dame; and are \$65 for all other ACC games. Tickets are sale at the UofL Ticket Office, located near Gate 2 of Papa John's Cardinal Stadium at 2800 South Floyd Street. The ticket office is open weekdays from 9 a.m. until 5 p.m. Cardinal fans may also purchase tickets by visiting Ticketmaster online at www.ticketmaster.com, calling 1-800-745-3000 or by visiting any Ticketmaster Ticket Center, including the KFC Yum! Center.

■ **La Poderosa Broadcast Six** — Six UofL home men's basketball games will be broadcast this season in Spanish on La Poderosa (WTUV, 620AM). The remaining two games include Jan. 19 vs. Clemson and Feb. 18 vs. Virginia Tech. Carlos Lucio and Elvis Martinez call the action for the broadcasts in UofL's effort to reach out to the Hispanic community for the last 12 years. All of U of L's home football games over the last 12 years have also been broadcast in Spanish.

■ **Cards Win Billy Minardi Classic** - With its 87-56 victory over Eastern Kentucky on Dec. 17, Louisville claimed the championship of the 15th annual Billy Minardi Classic. Quentin Snider was named the Cardinals' MVP in the game with 13 points and six assists. The event originated in 2002 to honor the memory of Billy Minardi, best friend and brother-in-law of UofL Coach Rick Pitino who died in the Sept. 11 terrorist attack on the World Trade Center. Louisville has won 14 championships in 15 years in the event, in which UofL has an 19-1 record.

■ **Cards Have Two December Graduates** -- Center Mangok Mathiang (communications) and guard David Levitch (sport administration) both completed their bachelor's degrees in the fall semester. The fall graduation ceremony was Dec. 15 in the KFC Yum! Center, which is the Cardinals' home court for basketball competition. The pair will take graduate classes in the spring semester.



Mangok Mathiang at UofL Graduation Fall Ceremony on Dec. 15 in the KFC Yum! Center.

■ **Card Clips** -- Louisville improved to 108-1 in games in which it hits the century mark after its 102-71 victory over Texas Southern ... Donovan Mitchell's seven steals against Old Dominion matched the fourth-most ever at UofL and was the most since Russ Smith had eight thefts against North Carolina A&T in the NCAA Tournament on March 21, 2013. Mitchell is tied for the ACC lead and is 34th in the nation in steals (2.2 per game).

Cardinals in the NCAA Tournament

■ Louisville made its 41st NCAA Tournament appearance in 2015. The Cardinals have reached the NCAA Tournament 32 of the last 40 years (nine of the last 10, 12 of the last 14, 14 of the last 18 years, 20 of last 25). The Cards have reached the Sweet 16 on 21 occasions and have advanced to the Elite Eight four of the last seven seasons. Louisville is sixth in tournament victories (75) and is fifth in NCAA Tournament appearances (41). UofL has a 75-42 overall NCAA Tournament record, reaching the Final Four 10 times.

■ Only four teams -- Kentucky (56), North Carolina (47), UCLA (46), and Kansas (45) -- have more NCAA Tournament appearances than Louisville's 41.

■ U of L Coach Rick Pitino has a 53-18 record in NCAA Tournament play (.746), ranking him second among active coaches in winning percentage and 10th all time. Only three coaches have coached more Final Four teams than Pitino's seven, a feat matched by one other. Pitino is the first coach to win an NCAA Championship at two different schools; the first to lead three different teams to the Final Four; is one of 11 coaches to lead four different schools to the NCAA Tournament; and one of 10 active collegiate coaches who have won an NCAA Championship.

■ Only three teams have been to more Sweet 16 appearances than Louisville's 21 since the NCAA began Sweet 16 records in 1975 (North Carolina 27, Kentucky 26, Duke 25; Kansas is tied with Louisville/21).

■ U of L Coach Rick Pitino has guided 20 teams to NCAA tournament appearances, including 12 of his last 14 years at Louisville (nine of the last 10 years). His last six straight Kentucky teams reached the NCAA Tournament. The Wildcats won the 1996 NCAA title and were national runner-up in 1997 under his guidance.

■ **High Ratings** — Louisville's Dec. 21 game against Kentucky was the highest-rated college basketball game to date this season. The 31.7 local rating in Louisville tied an ESPN record for a regular season college basketball local rating for the Louisville market.

All-Time NCAA Final Four Appearances

| | |
|------------------------|-----------|
| North Carolina... | 19 |
| UCLA..... | 17 |
| Kentucky | 17 |
| Duke..... | 16 |
| Kansas | 14 |
| Ohio State | 11 |
| Louisville..... | 10 |
| Michigan State | 9 |
| Indiana | 8 |

UofL in the NCAA Tournament

| | |
|--|-------|
| NCAA Tournament Appearances | 41 |
| (32 of the last 39 years; 20 of last 24) | |
| All-Time NCAA Tourn. Record..... | 75-42 |
| Sweet 16 Appearances | 21 |
| Final Four Appearances | 10 |
| NCAA Championships | 3 |
| Pitino's NCAA Tourn. Record | 53-18 |
| Pitino's NCAA Tourn. Appearances .. | 20 |

Last time an individual had ...

| | For Louisville | For A Louisville Opponent |
|---------------------------------|---|--|
| 30 or more points | 31 by Wayne Blackshear vs. CSUN (12/23/14) | 42 by DeWayne Russell, Grand Canyon (12/3/16) |
| 35 or more points | 42 by Russ Smith vs. Houston (3/14/14) | 42 by DeWayne Russell, Grand Canyon (12/3/16) |
| 20 points in a half | 20 by Trey Lewis vs. Virginia Tech, 2H (1/27/16) | 24 by DeWayne Russell, Grand Canyon / 2H (12/3/16) |
| 15 or more rebounds | 15 by Chinanu Onuaku vs. Syracuse (2/17/16) | 26 by Derrick Griffin, Texas Southern (12/10/16) |
| 20 or more rebounds | 23 by Ellis Myles vs. Tennessee St. (12/1/01) | 26 by Derrick Griffin, Texas Southern (12/10/16) |
| A four-point play | Russ Smith vs. Kentucky (12/31/11) | Demetrius Jackson, Notre Dame (2/13/16) |
| 12 made free throws | 12 by Russ Smith vs. UConn, 15 att. (1/18/14) | 13 by Seth Allen, Virginia Tech (1/27/16) |
| 7 made three-point goals | 7 by Preston Knowles vs. Syracuse (2/12/11) | 7 by Anthony Mason Jr., St. John's (1/26/08) |
| 10 or more assists | 11 by Chris Jones vs. Virginia Tech (1/13/15) | 10 by Elfrid Payton, Louisiana Lafayette (12/7/13) |
| 5 or more blocked shots | 6 by Anas Mahmoud vs. Eastern Kentucky (12/17/16) | 6 by Jo Lual-Acuil, Jr., Baylor (11/25/16) |
| 5 or more steals | 7 by Donovan Mitchell vs. Old Dominion (11/23/16) | 5 by Armon Fletcher, Southern Illinois (12/7/16) |

The Last Time a Team ...

| | Louisville | Opponent |
|---|--|--|
| Scored 100 points | 102-71 win over Texas Southern (12/10/16) | 101-104 5OT loss to Notre Dame (2/9/13) |
| Scored less than 50 points | 63-47 loss vs. Virginia (1/30/16) | 78-47 victory over Evansville (11/11/16) |
| Scored 60 points in a half | 61 vs. Grand Canyon; 1st H of 111-63 win (12/5/15) | 60 by Tulane; 2nd H of 109-96 win (1/18/90) |
| Scored under 20 points in a half | 14 vs. Virginia; 1H of 63-47 loss (1/30/16) | 16 by Eastern Kentucky 1H, 87-56 UL win (12/17/16) |
| Had a +20 Rebound Margin | 23 (52-29) vs. Evansville (11/11/16) | 26 (57-31) by Kentucky (12/31/11) |
| Grabbed 60 or more rebounds | 60 vs. Jacksonville State (11/17/14) | 60 by George Mason (1/4/94) |
| Grabbed less than 25 rebounds | 24 vs. USF (1/12/12) | 22 by Kennesaw State (12/16/15) |
| Shot 60% or better from the field | .652 (30-46) vs. Pittsburgh (1/25/15) | .614 (43-70) by Charlotte (2/11/01) |
| Shot 30% or below from the field | .297 (19-64) vs. Old Dominion (11/23/16) | .281 (14-49) by Evansville (11/11/16) |
| Shot 70% from the field for a half | .708 (17-24) vs. Pittsburgh in 1st H (1/25/15) | .765 (13-17) by Georgetown in 2nd H (1/31/11) |
| Made 5 or less free throws | 1 vs. Syracuse (in 2 attempts, 2/17/16) | 5 by Georgia Tech (in 7 attempts, 3/1/16) |
| Made 15 three-point goals | 16 (in 30 attempts) vs. Rutgers (2/16/14) | 17 by Notre Dame (2/4/06) |
| Made No three-point goals | 0 vs. Pittsburgh (2/11/15) | 0 by Cal State Northridge (12/23/14) |
| Shot 60% from the three-point line | .667 (12-18) vs. Virginia Tech (1/27/16) | .727 (8-11) by Miami (2/27/16) |
| Handed out 25 or more assists | 28 vs. UCF (12/31/13) | 25 by Notre Dame (2/28/08) |
| Handed out 5 or less assists | 1 vs. Kentucky (12/27/14) | 4 by Pittsburgh (1/14/16) |
| Committed 25 or more turnovers | 26 vs. West Virginia (1/31/09) | 25 by FIU (12/5/14) |
| Committed 5 or fewer turnovers | 5 vs. NC State (2/14/15) | 2 by Virginia (2/7/15) |
| Blocked 10 or more shots | 14 vs. Eastern Kentucky (12/17/16) | 14 by Connecticut (3/4/06) |
| Had No Blocked Shots | 0 vs. North Carolina A&T (3/21/13) | 0 by Wichita State (11/24/16) |
| Had 15 or more steals | 16 vs. Savannah State (11/24/14) | 19 by Rutgers (3/13/14) |
| Had No Steals | 0 vs. Saint Louis (2/12/03) | 0 by Saint Louis (3/22/14) |

**Louisville Top Efforts Under Rick Pitino
(Since 2001-02)****Longest winning streak:** 17 games (2002-03)**Longest conference winning streak:** 10, twice -- 2008-09 & 2012-13 seasons**Longest losing streak:** 4 games (2003-04)**Longest conference losing streak:** 4 games (2003-04)**Most points scored in a game:** 114 vs. Western Kentucky, 12-22-10 (UL 114, WKU 82)**Fewest points scored in a game:** 45 vs. Cleveland State, 11-26-14 (UL 45, CSU 33)**Most points allowed in a game:** 104 vs. Notre Dame, 2-9-13 (UND 104, UL 101, 5 ot)**Fewest Points Allowed in a Game:** 26 vs. Savannah State, 11-24-14 (UL 87, SSU 26)**Fewest Points Allowed in a Conference Game:** 31 vs. Rutgers, 3-13-14 (UL 92, RU 31)**Largest Margin of Victory:** 64 vs. Morehead St., 12-27-04 (UL 104, USA 40)**Largest Margin of Victory in a Conference Game:** 61 vs. Rutgers, 3-13-14 (UL 92, RU 31)**Largest losing margin:** 33 vs. Notre Dame, 2-12-09 (ND 90, UL 57)**Fewest points scored in a win:** 45 vs. Cleveland State, 11-26-14 (UL 45, CSU 33)**Most points allowed in a win:** 89 vs. Notre Dame, 2-17-10 (UL 91, UND 89 2 ot)**Most points scored in a loss:** 101 vs. Notre Dame, 2-9-13 (UND 104, UL 101, 5 ot)**Fewest points allowed in a loss:** 52 vs. Drexel, 12-14-10 (DU 52, UL 46); vs. Syracuse, 2-13-12 (SU 52, UL 51); vs. Virginia, 2-17-15 (UVA 52, UL 47)**Largest deficit overcome to win a game:** 20 vs. West Virginia, 3-26-05 (UL 18, WVU 38)**Largest lead given up in a loss:** 22 vs. Baylor, 11-25-16 (UL 32, BU 10)**Highest shooting percentage:** .652 vs. Pittsburgh, 1-25-15 (UL 80, Pitt 68)**Highest shooting percentage in a conference game:** .652 vs. Pittsburgh, 1-25-15 (UL 80, Pitt 68)**Lowest shooting percentage:** .268 vs. Western Kentucky, 11-30-08 (WKU 68, UL 54)**Lowest shooting percentage in a conference game:** .274 vs. Cincinnati, 1-19-02 (UL 50, UC 77)**Highest 3-point percentage:** .778 vs. Memphis, 2-4-04 (UL 58, UM 62)**Highest 3-point percentage in a conference game:** .778 vs. Memphis, 2-4-04 (UL 58, UM 62)**Lowest 3-point percentage:** .000 vs. Pittsburgh, 2-11-15 (UL 69, Pitt 56)**Lowest 3-point percentage in a conference game:** .000 vs. Pittsburgh, 2-11-15 (UL 69, Pitt 56)**Most three-pointers:** 22 vs. Hartford, 11-17-07 (UL 104, UH 69)**Free throws made:** 41 vs. Rutgers, 1-4-14 (UL 83, RU 76)**Most assists:** 34 vs. VMI, 12-23-04 (UL 107, VMI 56)**Most blocked shots:** 18 vs. Holy Cross, 12-7-03 (UL 56, HC 40)

O V.J. King

F 6-6 190 Fr. - HS Cleveland, Ohio (Paul VI Catholic HS, Fairfax, Va.)

■ Has primarily split the time at small forward with starter Deng Adel in the first 14 games. Made his first career start against Indiana.

■ Totaled 14 points, three rebounds and a season-high three assists at Grand Canyon, scoring 12 of his points in the second half.

■ Top game to date was against William & Mary when he totaled 17 points, five rebounds, and a steal (7-11 FG, 3-3 3FG).

■ King has won two gold medals with USA Basketball in the 2013 FIBA Americas U16 Championship in Maldonado, Uruguay; and the 2014 FIBA U17 World Championship in Dubai, United Arab Emirates.

■ A McDonald's All-America selection, King averaged 22.9 points, 9.6 rebounds, 2.5 assists and 2.1 steals as a senior last season in leading Paul VI (20-11) in Fairfax, Va. to the Virginia Independent Schools Athletic Association Division I state championship game..

■ The Virginia Gatorade Player of the Year earned all-state and all-conference honors last year.

■ His father Vincent King played professional basketball in foreign countries for 10 years after scoring 1,037 points in his collegiate career at Indiana University of Pennsylvania from 1988-92.

■ Born Jan. 22, 1997 ... Major is sport administration.



O V.J. King

| Games With ... | Season | Career |
|----------------------------|--------|--------|
| Double-Figure scoring..... | 4 | 4 |
| 5 or more rebounds..... | 1 | 1 |
| 4 or more assists..... | 0 | 0 |
| A blocked shot..... | 1 | 1 |
| A steal..... | 2 | 2 |
| A three-pointer..... | 5 | 5 |
| 20+ points..... | 0 | 0 |

O V.J. King Season/Career Highs

Points..... 17 vs. William & Mary (11/14)
 Reb. 5 vs. William & Mary (11/14)
 Asst. 3 vs. Grand Canyon (12/3)
 Blocks 1 vs. Evansville (11/11)
 Steals 1 vs. William & Mary (11/14)
 FGM 7 vs. William & Mary (11/14)
 FGA 11 vs. William & Mary (11/14)
 3FGM 3 vs. William & Mary (11/14)
 3FGA 3 vs. William & Mary (11/14)
 vs. Wichita State (11/24)
 FT..... 6 vs. Evansville (11/11)
 vs. Wichita State (11/24)
 FTA..... 8 vs. Evansville (11/11)
 vs. Wichita State (11/24)

O V.J. King Game-by-Game

| Opponent | Date | GS | Min | FG | FGA | 3-Point | | | Rebounds | | | PF | FO | A | TO | Blk | Stl | Pts | Avg | | | | |
|------------------|------------|----|-----|----|------|---------|----|-------|----------|----|------|----|----|---|-----|-----|-----|-----|-----|-----|-----|-----|------|
| | | | | | | Pct | FG | FGA | Pct | FT | FTA | | | | | | | | | Pct | Off | Def | Tot |
| EVANSVILLE | 11/11/16 | 14 | 0 | 1 | .000 | 0 | 1 | .000 | 6 | 8 | .750 | 0 | 2 | 2 | 2.0 | 1 | 0 | 0 | 0 | 1 | 0 | 6 | 6.0 |
| WM. & MARY | 11/14/16 | 17 | 7 | 11 | .636 | 3 | 3 | 1.000 | 0 | 0 | .000 | 2 | 3 | 5 | 3.5 | 2 | 0 | 0 | 1 | 0 | 1 | 17 | 11.5 |
| LONG BEACH ST | 11/17/16 | 13 | 3 | 8 | .375 | 0 | 2 | .000 | 2 | 21 | .000 | 0 | 3 | 3 | 3.3 | 0 | 0 | 0 | 0 | 0 | 0 | 8 | 10.3 |
| vs Old Dominion | 11/23/16 | 8 | 0 | 1 | .000 | 0 | 0 | .000 | 2 | 21 | .000 | 2 | 0 | 2 | 3.0 | 1 | 0 | 1 | 0 | 0 | 0 | 2 | 8.3 |
| vs Wichita State | 11/24/16 | 20 | 2 | 8 | .250 | 0 | 3 | .000 | 6 | 8 | .750 | 2 | 2 | 4 | 3.2 | 1 | 0 | 0 | 3 | 0 | 0 | 10 | 8.6 |
| vs Baylor | 11/25/16 | 12 | 2 | 5 | .400 | 1 | 1 | 1.000 | 0 | 0 | .000 | 0 | 2 | 2 | 3.0 | 0 | 0 | 0 | 1 | 0 | 0 | 5 | 8.0 |
| PURDUE | 11/30/16 | 10 | 0 | 3 | .000 | 0 | 0 | .000 | 0 | 0 | .000 | 0 | 2 | 2 | 2.9 | 0 | 0 | 0 | 0 | 0 | 0 | 0 | 6.9 |
| at Grand Canyon | 12/3/16 | 24 | 4 | 6 | .667 | 2 | 2 | 1.000 | 4 | 41 | .000 | 1 | 2 | 3 | 2.9 | 0 | 0 | 3 | 2 | 0 | 0 | 14 | 7.8 |
| SO. ILLINOIS | 12/7/16 | 14 | 1 | 2 | .500 | 1 | 1 | 1.000 | 0 | 0 | .000 | 0 | 3 | 3 | 2.9 | 1 | 0 | 0 | 0 | 0 | 0 | 3 | 7.2 |
| TEXAS SOUTHERN | 12/10/16 | 18 | 5 | 8 | .625 | 1 | 1 | 1.000 | 2 | 21 | .000 | 3 | 0 | 3 | 2.9 | 1 | 0 | 1 | 0 | 0 | 1 | 13 | 7.8 |
| EASTERN KY | 12/17/16 | 13 | 3 | 7 | .429 | 0 | 1 | .000 | 3 | 4 | .750 | 1 | 1 | 2 | 2.8 | 1 | 0 | 0 | 0 | 0 | 0 | 9 | 7.9 |
| KENTUCKY | 12/21/16 | 3 | 0 | 1 | .000 | 0 | 0 | .000 | 0 | 0 | .000 | 0 | 0 | 0 | 2.6 | 1 | 0 | 0 | 0 | 0 | 0 | 0 | 7.3 |
| VIRGINIA | 12/28/16 | 13 | 2 | 3 | .667 | 0 | 1 | .000 | 2 | 21 | .000 | 1 | 3 | 4 | 2.7 | 0 | 0 | 0 | 1 | 0 | 0 | 6 | 7.2 |
| vs Indiana | 12/31/16 * | 13 | 1 | 2 | .500 | 0 | 0 | .000 | 0 | 0 | .000 | 0 | 1 | 1 | 2.6 | 2 | 0 | 0 | 2 | 0 | 0 | 2 | 6.8 |

O V.J. King Statistics

| Year | GP | GS | Min | Avg | FG | FGA | Pct | 3FG | 3FGA | Pct | FT | FTA | Pct | OReb | DReb | Reb | Avg | PF | FO | Ast | TO | Blk | Stl | Pts | Avg |
|---------|----|----|-----|------|----|-----|------|-----|------|------|----|-----|------|------|------|-----|-----|----|----|-----|----|-----|-----|-----|-----|
| 2016-17 | 14 | 1 | 192 | 13.7 | 30 | 66 | .455 | 8 | 16 | .500 | 27 | 32 | .844 | 12 | 24 | 36 | 2.6 | 11 | 0 | 5 | 10 | 1 | 2 | 95 | 6.8 |
| TOTAL | 14 | 1 | 192 | 13.7 | 30 | 66 | .455 | 8 | 16 | .500 | 27 | 32 | .844 | 12 | 24 | 36 | 2.6 | 11 | 0 | 5 | 10 | 1 | 2 | 95 | 6.8 |

1 Tony Hicks

G 6-1 180 Gr. - Tr. South Holland, Ill. (University of Pennsylvania)

■ Playing time has increased lately, averaging 11 minutes over the last six games. He played a season-high 19 minutes vs. Virginia and scored eight points on 4-of-5 shooting from the field.

■ Scored a season-high 10 points against Eastern Kentucky, connecting on 2-of-3 shots from the three-point line.

■ Graduate transfer led Penn in scoring as a sophomore and junior and earned All-Ivy League honorable mention honors during his freshman and junior years.

■ Had 54 career double-figure scoring games at Penn.


■ Totaled 1,060 career points in three seasons while starting 64 games for the Quakers. He has connected on 107-of-308 three-pointers in three seasons (347) and 78.1 percent of his free throws (217-of-278).

■ Matched a Penn single-game record with 13 assists vs. Lafayette, adding 14 points, four rebounds and four steals.

■ Has a 6-8 wingspan.

■ A member of the 2012 Parade All-America team, Hicks was the Chicago Catholic League Player of the Year as a senior at St. Rita of Cascia High School.

■ Born March 15, 1994 ... Earned a sociology degree at Penn ... Major at UofL is human resources.



1 Tony Hicks

Games at UofL With ... Season Career

| | | |
|----------------------------|---|---|
| Double-Figure scoring..... | 1 | 1 |
| 6 or more rebounds..... | 0 | 0 |
| 4 or more assists..... | 0 | 0 |
| A blocked shot..... | 0 | 0 |
| A steal..... | 4 | 4 |
| A three-pointer..... | 2 | 2 |
| 20+ points..... | 0 | 0 |

1 Tony Hicks Season/Career Highs

- Points..... 10 vs. Eastern Kentucky (12/17)
- Reb..... 4 vs. Texas Southern (12/10)
- Asst..... 3 vs. William & Mary (11/14)
- Blocks..... none
- Steals..... 2 vs. Evansville (11/11)
vs. Southern Illinois (12/7)
- FGM..... 4 vs. Eastern Kentucky (12/17)
vs. Virginia (12/28)
- FGA..... 9 vs. William & Mary (11/14)
- 3FGM..... 2 vs. Eastern Kentucky (12/17)
- 3FGA..... 3 (3 times) *latest:* vs. Eastern Ky. (12/17)
- FT..... 2 (3 times) *latest:* vs. Texas South. (12/10)
- FTA..... 2 (5 times) *latest:* vs. Virginia (12/28)

1 Tony Hicks Game-by-Game

| Opponent | Date | GS | Min | FG | FGA | Pct | 3-Point | | FT | FTA | Pct | Rebounds | | | PF | FO | A | TO | Blk | Stl | Pts | Avg | |
|------------------|----------|-----|-----|----|------|-----|---------|------|----|--------|------|----------|-----|-----|-----|----|---|----|-----|-----|-----|-----|-----|
| | | | | | | | FG | FGA | | | | Pct | Off | Def | | | | | | | | | Tot |
| EVANSVILLE | 11/11/16 | 18 | 2 | 5 | .400 | 0 | 1 | .000 | 0 | 2 | .000 | 0 | 2 | 2 | 2.0 | 0 | 0 | 2 | 1 | 0 | 2 | 4 | 4.0 |
| WM. & MARY | 11/14/16 | 12 | 1 | 9 | .111 | 0 | 3 | .000 | 2 | 21.000 | 1 | 1 | 2 | 2.0 | 1 | 0 | 3 | 1 | 0 | 0 | 4 | 4.0 | |
| LONG BEACH ST | 11/17/16 | DNP | | | | | | | | | | | | | | | | | | | | | |
| vs Old Dominion | 11/23/16 | 2 | 0 | 3 | .000 | 0 | 1 | .000 | 0 | 0 | .000 | 0 | 0 | 0 | 1.3 | 0 | 0 | 0 | 0 | 0 | 0 | 2.7 | |
| vs Wichita State | 11/24/16 | DNP | | | | | | | | | | | | | | | | | | | | | |
| vs Baylor | 11/25/16 | DNP | | | | | | | | | | | | | | | | | | | | | |
| PURDUE | 11/30/16 | 13 | 0 | 0 | .000 | 0 | 0 | .000 | 0 | 0 | .000 | 0 | 1 | 1 | 1.3 | 0 | 0 | 1 | 1 | 0 | 0 | 2.0 | |
| at Grand Canyon | 12/3/16 | DNP | | | | | | | | | | | | | | | | | | | | | |
| SO. ILLINOIS | 12/7/16 | 14 | 0 | 3 | .000 | 0 | 1 | .000 | 2 | 21.000 | 0 | 0 | 0 | 1.0 | 1 | 0 | 2 | 2 | 0 | 2 | 2 | 2.0 | |
| TEXAS SOUTHERN | 12/10/16 | 10 | 2 | 5 | .400 | 1 | 3 | .333 | 2 | 21.000 | 1 | 3 | 4 | 1.5 | 0 | 0 | 2 | 1 | 0 | 1 | 7 | 2.8 | |
| EASTERN KY | 12/17/16 | 17 | 4 | 8 | .500 | 2 | 3 | .667 | 0 | 0 | .000 | 0 | 1 | 1 | 1.4 | 1 | 0 | 1 | 4 | 0 | 10 | 3.9 | |
| KENTUCKY | 12/21/16 | 3 | 0 | 0 | .000 | 0 | 0 | .000 | 0 | 0 | .000 | 0 | 2 | 2 | 1.5 | 0 | 0 | 0 | 0 | 0 | 0 | 3.4 | |
| VIRGINIA | 12/28/16 | 19 | 4 | 5 | .800 | 0 | 1 | .000 | 0 | 2 | .000 | 0 | 0 | 0 | 1.3 | 3 | 0 | 1 | 3 | 0 | 1 | 8 | 3.9 |
| vs Indiana | 12/31/16 | 3 | 0 | 2 | .000 | 0 | 1 | .000 | 0 | 0 | .000 | 0 | 2 | 2 | 1.4 | 0 | 0 | 0 | 0 | 0 | 0 | 3.5 | |

10 Tony Hicks Statistics at Louisville

| Year | GP | GS | Min | Avg | FG | FGA | Pct | 3FG | 3FGA | Pct | FT | FTA | Pct | OReb | DReb | Reb | Avg | PF | FO | Ast | TO | Blk | Stl | Pts | Avg |
|---------|----|----|-----|------|----|-----|------|-----|------|------|----|-----|------|------|------|-----|-----|----|----|-----|----|-----|-----|-----|-----|
| 2016-17 | 10 | 0 | 111 | 11.1 | 13 | 40 | .325 | 3 | 14 | .214 | 6 | 10 | .600 | 2 | 12 | 14 | 1.4 | 6 | 0 | 12 | 13 | 0 | 6 | 35 | 3.5 |
| TOTAL | 10 | 0 | 111 | 11.1 | 13 | 40 | .325 | 3 | 14 | .214 | 6 | 10 | .600 | 2 | 12 | 14 | 1.4 | 6 | 0 | 12 | 13 | 0 | 6 | 35 | 3.5 |

4 Quentin Snider

G 6-2 175 Jr. - 2L Louisville, Ky. (Ballard HS)

■ Scored a career-high 22 points against Kentucky and tied a career-high with six rebounds while dishing out five assists and collecting two steals. He was named Bluegrass Sports Commission MVP following the game. He was honored as the USBWA Oscar Robertson National Player of the Week and ACC Player of the Week for games Dec. 19-25.

■ Dished out a season-high six assists while also scoring 13 points against Eastern Kentucky, earning Billy Minardi Classic MVP honors.

■ Ranks fourth in the ACC in assists-to-turnovers ratio (2.68; 47th in the NCAA).

■ Team co-captain is the Cardinals' top returning scorer (9.4 ppg last season) for the second consecutive year.

■ Named to the 2015 and 2016 All-ACC Academic Men's Basketball team, one of a league-high seven Cardinals selected for the honor.

■ His 109 assists with just 40 turnovers last season ranked him fourth in the ACC in assists-to-turnovers ratio (2.73; 43rd in the NCAA).

■ Led the Cardinals with a career-high 21 points at NC State last year while knocking down a career-high four three-pointers.

■ Handed out as many as six assists seven times, including seven assists with one turnover against No. 2/1 North Carolina.

■ Honored as Kentucky's Mr. Basketball as a senior, Snider is the career leader in scoring and assists (633) at Ballard. His 2,442 points passed Allan Houston and DeJuan Wheat. His 371 three-pointers rank third in state history.

■ Born Feb. 14, 1995 ... Major is communication.



4 Quentin Snider

| Games With ... | Season | Career |
|----------------------------|--------|--------|
| Double-Figure scoring..... | 7 | 27 |
| 6 or more rebounds..... | 2 | 2 |
| 4 or more assists..... | 7 | 28 |
| A blocked shot..... | 0 | 1 |
| A steal..... | 4 | 27 |
| A three-pointer..... | 11 | 44 |
| 20+ points..... | 1 | 3 |

4 Quentin Snider Season Highs

Points..... 22 vs. Kentucky (12/21)
 Reb. 6 vs. Texas Southern (12/10)
 vs. Kentucky (12/21)
 Asst..... 6 vs. Eastern Kentucky (12/17)
 Blocks none
 Steals 3 vs. Indiana (12/31)
 FGM 10 vs. Kentucky (12/21)
 FGA 19 vs. Kentucky (12/21)
 3FGM 4 vs. William & Mary (11/14)
 3FGA 9 vs. William & Mary (11/14)
 FT 7 vs. Old Dominion (11/23)
 FTA 11 vs. Old Dominion (11/23)

4 Quentin Snider Career Highs

Points..... 22 vs. Kentucky (12/21/16)
 Reb. 6 vs. Texas Southern (12/10/16)
 vs. Kentucky (12/21/16)
 Asst..... 8 vs. Grand Canyon (12/5/15)
 vs. Kennesaw St. (12/16/15)
 Blocks 1 vs. Michigan State (3/29/15)
 Steals 3 vs. Utah Valley (12/23/15)
 vs. Indiana (12/31/16)
 FGM 10 vs. Kentucky (12/21/16)
 FGA 19 vs. Kentucky (12/21/16)
 3FGM 4 (3 times) *latest:* vs. William & Mary (11/14/16)
 3FGA 9 vs. Syracuse (2/18/15)
 vs. William & Mary (11/14)
 FT 7 vs. Old Dominion (11/23/16)
 FTA 11 vs. Old Dominion (11/23/16)

4 Quentin Snider Game-by-Game

| Opponent | Date | GS | Min | FG | FGA | Pct | 3-Point | | FT | FTA | Pct | Rebounds | | | Avg PF | FO | A | TO | Blk | Stl | Pts | Avg | | |
|------------------|----------|----|-----|----|-----|------|---------|-----|------|-----|-----|----------|-----|-----|--------|-----|---|----|-----|-----|-----|-----|----|------|
| | | | | | | | FG | FGA | | | | Off | Def | Tot | | | | | | | | | | |
| EVANSVILLE | 11/11/16 | * | 18 | 0 | 1 | .000 | 0 | 1 | .000 | 3 | 4 | .750 | 0 | 2 | 2 | 2.0 | 3 | 0 | 3 | 1 | 0 | 0 | 3 | 3.0 |
| WM. & MARY | 11/14/16 | * | 26 | 4 | 11 | .364 | 4 | 9 | .444 | 1 | 2 | .500 | 0 | 3 | 3 | 2.5 | 1 | 0 | 4 | 2 | 0 | 0 | 13 | 8.0 |
| LONG BEACH ST | 11/17/16 | * | 27 | 1 | 10 | .100 | 0 | 4 | .000 | 2 | 3 | .667 | 1 | 1 | 2 | 2.3 | 0 | 0 | 5 | 1 | 0 | 0 | 4 | 6.7 |
| vs Old Dominion | 11/23/16 | * | 39 | 4 | 13 | .308 | 3 | 6 | .500 | 7 | 11 | .636 | 0 | 1 | 1 | 2.0 | 3 | 0 | 4 | 2 | 0 | 0 | 18 | 9.5 |
| vs Wichita State | 11/24/16 | * | 35 | 5 | 15 | .333 | 2 | 8 | .250 | 2 | 21 | .000 | 1 | 3 | 4 | 2.4 | 3 | 0 | 3 | 3 | 0 | 1 | 14 | 10.4 |
| vs Baylor | 11/25/16 | * | 34 | 6 | 17 | .353 | 2 | 8 | .250 | 0 | 0 | .000 | 0 | 2 | 2 | 2.3 | 1 | 0 | 3 | 0 | 0 | 0 | 14 | 11.0 |
| PURDUE | 11/30/16 | * | 31 | 2 | 11 | .182 | 0 | 4 | .000 | 5 | 7 | .714 | 1 | 1 | 2 | 2.3 | 0 | 0 | 2 | 2 | 0 | 0 | 9 | 10.7 |
| at Grand Canyon | 12/3/16 | * | 25 | 3 | 9 | .333 | 1 | 3 | .333 | 2 | 21 | .000 | 2 | 1 | 3 | 2.4 | 4 | 0 | 4 | 0 | 0 | 0 | 9 | 10.5 |
| SO. ILLINOIS | 12/7/16 | * | 23 | 2 | 8 | .250 | 2 | 4 | .500 | 3 | 4 | .750 | 0 | 1 | 1 | 2.2 | 0 | 0 | 4 | 0 | 0 | 0 | 9 | 10.3 |
| TEXAS SOUTHERN | 12/10/16 | * | 25 | 5 | 13 | .385 | 2 | 5 | .400 | 3 | 4 | .750 | 1 | 5 | 6 | 2.6 | 0 | 0 | 4 | 1 | 0 | 0 | 15 | 10.8 |
| EASTERN KY | 12/17/16 | * | 25 | 5 | 7 | .714 | 3 | 5 | .600 | 0 | 0 | .000 | 0 | 1 | 1 | 2.5 | 0 | 0 | 6 | 1 | 0 | 0 | 13 | 11.0 |
| KENTUCKY | 12/21/16 | * | 37 | 10 | 19 | .526 | 2 | 6 | .333 | 0 | 0 | .000 | 2 | 4 | 6 | 2.8 | 3 | 0 | 5 | 3 | 0 | 2 | 22 | 11.9 |
| VIRGINIA | 12/28/16 | * | 23 | 2 | 5 | .400 | 1 | 2 | .500 | 3 | 6 | .500 | 1 | 0 | 1 | 2.6 | 2 | 0 | 1 | 0 | 0 | 0 | 8 | 11.6 |
| vs Indiana | 12/31/16 | * | 36 | 2 | 8 | .250 | 1 | 4 | .250 | 2 | 21 | .000 | 0 | 1 | 1 | 2.5 | 1 | 0 | 3 | 3 | 0 | 3 | 7 | 11.3 |

4 Quentin Snider Statistics

| Year | GP | GS | Min | Avg | FG | FGA | Pct | 3FG | 3FGA | Pct | FT | FTA | Pct | OReb | DReb | Reb | Avg | PF | FO | Ast | TO | Blk | Stl | Pts | Avg |
|---------|----|----|------|------|-----|-----|------|-----|------|------|----|-----|------|------|------|-----|-----|-----|----|-----|----|-----|-----|-----|------|
| 2014-15 | 36 | 10 | 589 | 16.4 | 53 | 152 | .349 | 19 | 67 | .284 | 21 | 38 | .553 | 9 | 49 | 58 | 1.6 | 43 | 0 | 47 | 29 | 1 | 11 | 146 | 4.1 |
| 2015-16 | 31 | 24 | 861 | 27.8 | 103 | 256 | .402 | 40 | 99 | .404 | 45 | 60 | .750 | 23 | 47 | 70 | 2.3 | 60 | 1 | 109 | 40 | 0 | 25 | 291 | 9.4 |
| 2016-17 | 14 | 14 | 404 | 28.9 | 51 | 147 | .347 | 23 | 69 | .333 | 33 | 47 | .702 | 9 | 26 | 35 | 2.5 | 21 | 0 | 51 | 19 | 0 | 6 | 158 | 11.3 |
| TOTAL | 81 | 48 | 1854 | 22.9 | 207 | 555 | .373 | 82 | 235 | .349 | 99 | 145 | .683 | 41 | 122 | 163 | 2.0 | 124 | 1 | 207 | 88 | 1 | 42 | 595 | 7.3 |

5 Matz Stockman

C 7-0 240 Jr. - 2L Oslo, Norway (Canarias Basketball Academy)

- First name is pronounced Motts.
- Averaged 13.3 minutes of action in the three games Anas Mahmoud missed with a concussion. He averaged 8.0 points and 3.3 rebounds in those three games.
- Scored a career-high 10 points at Grand Canyon, finishing the game 3-of-3 from the field and 4-of-5 from the foul line. He scored all of his points in the first half when three other front line players had each picked up two fouls.
- Scored in 16 of his 23 appearances as a sophomore.
- Scored a career-high eight points against Kennesaw State while grabbing a career-high five rebounds.
- One of four players on the Cardinals' roster with international ties.
- Has a 7-6 wingspan.
- Attended and played basketball at the Canarias Basketball Academy in Gran Canaria in Spain's Canary Islands during the 2013-14 season.
- Played handball and soccer (goalie) in high school.
- Stockman and fellow junior Anas Mahmoud are the first seven-footers to play for the Cardinals since Felton Spencer, a 7-0 center from Louisville (1986-90).
- Born Jan. 30, 1995 ... Major is sport administration.



| 5 Matz Stockman | | |
|----------------------------|--------|--------|
| Games With ... | Season | Career |
| Double-Figure scoring..... | 1 | 1 |
| 6 or more rebounds | 0 | 0 |
| 4 or more assists | 0 | 0 |
| A blocked shot | 2 | 9 |
| A steal | 2 | 4 |
| A three-pointer..... | 0 | 0 |
| 20+ points..... | 0 | 0 |

5 Matz Stockman Season Highs

- Points..... 10 vs. Grand Canyon (12/3)
- Reb. 5 vs. Texas Southern (12/10)
- Asst..... 1 (3 times)
latest: vs. Long Beach St. (11/17)
- Blocks 1 vs. Long Beach St. (11/17)
vs. Southern Illinois (12/7)
- Steals 1 vs. Southern Illinois (12/7)
vs. Texas Southern (12/10)
- FGM 3 vs. Grand Canyon (12/3)
vs. Southern Illinois (12/7)
- FGA 5 vs. Texas Southern (12/10)
- 3FGM none
- 3FGA none
- FT..... 4 vs. Grand Canyon (12/3)
- FTA..... 5 vs. Grand Canyon (12/3)

5 Matz Stockman Career Highs

- Points..... 10 vs. Grand Canyon (12/3/16)
- Reb. 5 (3 times) *latest:* vs. Texas South. (12/10/16)
- Asst..... 1 (8 times) *latest:* vs. Texas South. (12/10/16)
- Blocks 2 (3 times) *latest:* vs. UMKC (12/22/15)
- Steals 1 (8 times) *latest:* vs. Texas South. (12/10/16)
- FGM 4 vs. Kennesaw St. (12/16/15)
- FGA 6 vs. Syracuse (2/17/16)
- 3FGM none
- 3FGA none
- FT..... 4 vs. Grand Canyon (12/3/16)
- FTA..... 6 vs. Utah Valley (12/23/15)

5 Matz Stockman Game-by-Game

| Opponent | Date | GS | Min | FG | FGA | 3-Point | | | Rebounds | | | Avg | PF | FO | A | TO | Blk | Stl | Pts | Avg | |
|------------------|----------|-----|-----|----|-------|---------|----|------|----------|----|------|-----|----|----|-----|----|-----|-----|-----|-----|-----|
| | | | | | | Pct | FG | FGA | Pct | FT | FTA | | | | | | | | | | Pct |
| EVANSVILLE | 11/11/16 | 3 | 2 | 3 | .667 | 0 | 0 | .000 | 0 | 2 | .000 | 2 | 0 | 2 | 2.0 | 1 | 0 | 0 | 0 | 4 | 4.0 |
| WM. & MARY | 11/14/16 | 1 | 0 | 0 | .000 | 0 | 0 | .000 | 0 | 0 | .000 | 0 | 1 | 1 | 1.5 | 0 | 0 | 0 | 0 | 0 | 2.0 |
| LONG BEACH ST | 11/17/16 | 3 | 0 | 0 | .000 | 0 | 0 | .000 | 0 | 0 | .000 | 0 | 1 | 1 | 1.3 | 0 | 0 | 1 | 1 | 0 | 1.3 |
| vs Old Dominion | 11/23/16 | 3 | 0 | 0 | .000 | 0 | 0 | .000 | 0 | 0 | .000 | 0 | 1 | 1 | 1.3 | 1 | 0 | 0 | 0 | 0 | 1.0 |
| vs Wichita State | 11/24/16 | 3 | 0 | 0 | .000 | 0 | 0 | .000 | 0 | 0 | .000 | 0 | 1 | 1 | 1.2 | 0 | 0 | 0 | 0 | 0 | 0.8 |
| vs Baylor | 11/25/16 | 1 | 0 | 1 | .000 | 0 | 0 | .000 | 1 | 2 | .500 | 1 | 0 | 1 | 1.2 | 1 | 0 | 0 | 0 | 0 | 0.8 |
| PURDUE | 11/30/16 | 1 | 0 | 0 | .000 | 0 | 0 | .000 | 0 | 0 | .000 | 0 | 0 | 0 | 1.0 | 0 | 0 | 0 | 0 | 0 | 0.7 |
| at Grand Canyon | 12/3/16 | 15 | 3 | 3 | 1.000 | 0 | 0 | .000 | 4 | 5 | .800 | 1 | 2 | 3 | 1.3 | 1 | 0 | 0 | 1 | 0 | 1.9 |
| SO. ILLINOIS | 12/7/16 | 16 | 3 | 4 | .750 | 0 | 0 | .000 | 1 | 2 | .500 | 2 | 0 | 2 | 1.3 | 2 | 0 | 1 | 3 | 1 | 2.4 |
| TEXAS SOUTHERN | 12/10/16 | 9 | 2 | 5 | .400 | 0 | 0 | .000 | 3 | 4 | .750 | 4 | 1 | 5 | 1.7 | 2 | 0 | 1 | 1 | 0 | 2.9 |
| EASTERN KY | 12/17/16 | 4 | 0 | 0 | .000 | 0 | 0 | .000 | 0 | 0 | .000 | 1 | 2 | 3 | 1.8 | 0 | 0 | 0 | 0 | 0 | 2.6 |
| KENTUCKY | 12/21/16 | DNP | | | | | | | | | | | | | | | | | | | |
| VIRGINIA | 12/28/16 | DNP | | | | | | | | | | | | | | | | | | | |
| vs Indiana | 12/31/16 | 1 | 0 | 0 | .000 | 0 | 0 | .000 | 0 | 0 | .000 | 0 | 0 | 0 | 1.7 | 1 | 0 | 0 | 0 | 0 | 2.4 |

5 Matz Stockman Statistics

| Year | GP | GS | Min | Avg | FG | FGA | Pct | 3FG | 3FGA | Pct | FT | FTA | Pct | OReb | DReb | Reb | Avg | PF | FO | Ast | TO | Blk | Stl | Pts | Avg |
|---------|----|----|-----|-----|----|-----|------|-----|------|------|----|-----|------|------|------|-----|-----|----|----|-----|----|-----|-----|-----|-----|
| 2014-15 | 4 | 0 | 22 | 5.5 | 2 | 5 | .400 | 0 | 0 | .000 | 0 | 2 | .000 | 2 | 9 | 11 | 2.8 | 6 | 0 | 1 | 3 | 4 | 2 | 4 | 1.0 |
| 2015-16 | 23 | 0 | 142 | 6.2 | 26 | 47 | .553 | 0 | 0 | .000 | 10 | 21 | .476 | 20 | 19 | 39 | 1.7 | 27 | 0 | 4 | 7 | 8 | 1 | 62 | 2.7 |
| 2016-17 | 12 | 0 | 60 | 5.0 | 10 | 16 | .625 | 0 | 0 | .000 | 9 | 15 | .600 | 11 | 9 | 20 | 1.7 | 9 | 0 | 3 | 6 | 2 | 2 | 29 | 2.4 |
| TOTAL | 39 | 0 | 224 | 5.7 | 38 | 68 | .559 | 0 | 0 | .000 | 19 | 38 | .500 | 33 | 37 | 70 | 1.8 | 42 | 0 | 8 | 16 | 14 | 5 | 95 | 2.4 |

10 Jaylen Johnson

F 6-9 225 So. - 1L Ypsilanti, Mich. (Ypsilanti HS)

- Ranks 13th in the ACC in rebounding (7.5 per game).
- Totalled 14 points and six rebounds against No. 6 Kentucky, his highest scoring production in 10 games. He had 13 points and seven rebounds in his last outing against Indiana.
- Has produced double-doubles in two games and missed two others by one rebound or one point. He had scored in double figures twice in his career entering the season and the two double-doubles are his first.
- Blocked a career-high six shots against Southern Illinois, adding nine points and 10 rebounds.
- Concentrated on improving his conditioning in the offseason.
- Third in the ACC and is 17th nationally in offensive rebounds (3.79).
- Starter at power forward for the Cardinals in 22 games as a sophomore, including 18 of the last 19.
- A finalist for the 2014 Hal Schram Mr. Basketball award in Michigan, Johnson was a first team all-state selection and was the *Ann Arbor News* Washtenaw County Player of the Year
- His mother Janetta Johnson played for Wisconsin and professionally in Portugal. Her 130 blocked shots in 1988-89 is the Badgers' single-season record. She moved to Louisville in 2014 from Michigan.
- Born Aug. 7, 1996 ... Major is communication.



| 10 Jaylen Johnson | | |
|----------------------------|--------|--------|
| Games With ... | Season | Career |
| Double-Figure scoring..... | 8 | 10 |
| 6 or more rebounds..... | 11 | 17 |
| 4 or more assists..... | 0 | 0 |
| A blocked shot..... | 7 | 19 |
| A steal..... | 6 | 19 |
| A three-pointer..... | 1 | 4 |
| 20+ points..... | 0 | 0 |

10 Jaylen Johnson Season Highs

- Points..... 19 vs. Evansville (11/11)
- Reb..... 14 vs. Evansville (11/11)
- Asst..... 2 vs. Old Dominion (11/23)
- Blocks..... 6 vs. Southern Illinois (12/7)
- Steals..... 1 (6 times) *latest*: vs. Virginia (12/28)
- FGM..... 9 vs. Evansville (11/11)
- FGA..... 11 (3 times) *latest*: vs. Kentucky (12/21)
- 3FGM..... 1 vs. Evansville (11/11)
- 3FGA..... 1 (3 times) *latest*: vs. Old Dominion (11/23)
- FT..... 6 vs. Eastern Kentucky (12/17)
- FTA..... 7 vs. Southern Illinois (12/7)

10 Jaylen Johnson Career Highs

- Points..... 19 vs. Evansville (11/11/16)
- Reb..... 14 vs. Evansville (11/11/16)
- Asst..... 3 vs. Virginia Tech (1/27/16)
- Blocks..... 6 vs. Southern Illinois (12/7/16)
- Steals..... 1 (20 times) *latest*: vs. Virginia (12/28/16)
- FGM..... 9 vs. Evansville (11/11/16)
- FGA..... 11 (4 times) *latest*: vs. Kentucky (12/21/16)
- 3FGM..... 1 (4 times) *latest*: vs. Evansville (11/11/16)
- 3FGA..... 3 vs. Grand Canyon (12/5/15)
- FT..... 6 vs. Eastern Kentucky (12/17/16)
- FTA..... 7 vs. Southern Illinois (12/7/16)

10 Jaylen Johnson Game-by-Game

| Opponent | Date | GS | Min | FG | FGA | Pct | 3-Point | | FT | FTA | Pct | Rebounds | | | PF | FO | A | TO | Blk | Stl | Pts | Avg | |
|------------------|----------|----|-----|----|-----|-------|---------|--------|----|--------|------|----------|-----|-----|------|----|---|----|-----|-----|-----|-----|------|
| | | | | | | | FG | FGA | | | | Off | Def | Tot | | | | | | | | | |
| EVANSVILLE | 11/11/16 | * | 24 | 9 | 11 | .818 | 1 | 11.000 | 0 | 2 | .000 | 7 | 7 | 14 | 14.0 | 0 | 0 | 1 | 3 | 3 | 0 | 19 | 19.0 |
| WM. & MARY | 11/14/16 | * | 25 | 5 | 8 | .625 | 0 | .000 | 3 | 4 | .750 | 5 | 4 | 9 | 11.5 | 3 | 0 | 0 | 1 | 0 | 1 | 13 | 16.0 |
| LONG BEACH ST | 11/17/16 | * | 18 | 7 | 11 | .636 | 0 | .000 | 0 | 2 | .000 | 4 | 7 | 11 | 11.3 | 2 | 0 | 0 | 1 | 1 | 0 | 14 | 15.3 |
| vs Old Dominion | 11/23/16 | * | 28 | 2 | 4 | .500 | 0 | .000 | 2 | 5 | .400 | 4 | 8 | 12 | 11.5 | 3 | 0 | 2 | 2 | 0 | 0 | 6 | 13.0 |
| vs Wichita State | 11/24/16 | * | 14 | 0 | 1 | .000 | 0 | .000 | 1 | 2 | .500 | 1 | 5 | 6 | 10.4 | 3 | 0 | 0 | 0 | 0 | 0 | 1 | 10.6 |
| vs Baylor | 11/25/16 | * | 29 | 5 | 9 | .556 | 0 | .000 | 0 | 0 | .000 | 5 | 1 | 6 | 9.7 | 2 | 0 | 0 | 1 | 0 | 0 | 10 | 10.5 |
| PURDUE | 11/30/16 | * | 13 | 3 | 5 | .600 | 0 | .000 | 0 | 0 | .000 | 2 | 0 | 2 | 8.6 | 2 | 0 | 0 | 0 | 0 | 1 | 6 | 9.9 |
| at Grand Canyon | 12/3/16 | * | 16 | 2 | 5 | .400 | 0 | .000 | 1 | 2 | .500 | 1 | 3 | 4 | 8.0 | 2 | 0 | 1 | 3 | 0 | 0 | 5 | 9.3 |
| SO. ILLINOIS | 12/7/16 | * | 25 | 3 | 4 | .750 | 0 | .000 | 3 | 7 | .429 | 5 | 5 | 10 | 8.2 | 2 | 0 | 0 | 3 | 6 | 1 | 9 | 9.2 |
| TEXAS SOUTHERN | 12/10/16 | * | 23 | 5 | 8 | .625 | 0 | .000 | 1 | 2 | .500 | 6 | 2 | 8 | 8.2 | 2 | 0 | 0 | 2 | 2 | 1 | 11 | 9.4 |
| EASTERN KY | 12/17/16 | * | 17 | 2 | 3 | .667 | 0 | .000 | 6 | 61.000 | 3 | 4 | 7 | 8.1 | 4 | 0 | 0 | 1 | 1 | 0 | 10 | 9.5 | |
| KENTUCKY | 12/21/16 | * | 26 | 7 | 11 | .636 | 0 | .000 | 0 | 1 | .000 | 3 | 3 | 6 | 7.9 | 3 | 0 | 0 | 1 | 1 | 1 | 14 | 9.8 |
| VIRGINIA | 12/28/16 | * | 17 | 2 | 4 | .500 | 0 | .000 | 0 | 0 | .000 | 3 | 0 | 3 | 7.5 | 2 | 0 | 0 | 1 | 0 | 1 | 4 | 9.4 |
| vs Indiana | 12/31/16 | | 28 | 5 | 5 | 1.000 | 0 | .000 | 3 | 4 | .750 | 4 | 3 | 7 | 7.5 | 2 | 0 | 2 | 3 | 1 | 0 | 13 | 9.6 |

10 Jaylen Johnson Statistics

| Year | GP | GS | Min | Avg | FG | FGA | Pct | 3FG | 3FGA | Pct | FT | FTA | Pct | OReb | DReb | Reb | Avg | PF | FO | Ast | TO | Blk | Stl | Pts | Avg |
|---------|----|----|-----|------|-----|-----|------|-----|------|-------|----|-----|------|------|------|-----|-----|-----|----|-----|----|-----|-----|-----|-----|
| 2014-15 | 23 | 0 | 106 | 4.6 | 13 | 27 | .481 | 1 | 1 | 1.000 | 2 | 5 | .400 | 13 | 16 | 29 | 1.3 | 20 | 0 | 2 | 6 | 3 | 4 | 29 | 1.3 |
| 2015-16 | 31 | 22 | 541 | 17.5 | 70 | 151 | .464 | 2 | 10 | .200 | 14 | 26 | .538 | 50 | 59 | 109 | 3.5 | 61 | 0 | 14 | 17 | 10 | 10 | 156 | 5.0 |
| 2016-17 | 14 | 13 | 303 | 21.6 | 57 | 89 | .640 | 1 | 3 | .333 | 20 | 37 | .541 | 53 | 52 | 105 | 7.5 | 32 | 0 | 6 | 22 | 15 | 6 | 135 | 9.6 |
| TOTAL | 68 | 35 | 950 | 14.0 | 140 | 267 | .524 | 4 | 14 | .286 | 36 | 68 | .529 | 116 | 127 | 243 | 3.6 | 113 | 0 | 22 | 45 | 28 | 20 | 320 | 4.7 |

11 Jay Henderson

G 6-4 180 So. - 1L Orlando, Fla. (Lake Highland Prep)

- Made his first shot of the season, a three-pointer vs. William & Mary.
- Has played in six games this season.
- Saw action in 11 games as a freshman.
- Walk-on who transferred to UofL from St. John's, where he attended college in 2014-15 but did not play basketball there his freshman year.
- Averaged 13.1 points, 3.3 rebounds, 1.7 assists and 1.5 steals as a senior in 2013-14 in helping Lakeland Prep (28-4) win its second straight Florida Class 4A state championship.
- Twice honored on the state all-tournament team, he scored over 1,100 points in his final three seasons at Lake Highland.
- His father Jay played basketball at Penn State (1986-90), where he received the team's Dave Phillips Memorial Unsung Hero Award.
- Born April 8, 1995 ... Major is business marketing.



| 11 Jay Henderson | | |
|----------------------------|--------|--------|
| Games With ... | Season | Career |
| Double-Figure scoring..... | 0 | 0 |
| 6 or more rebounds..... | 0 | 0 |
| 4 or more assists..... | 0 | 0 |
| A blocked shot..... | 0 | 0 |
| A steal..... | 3 | 4 |
| A three-pointer..... | 1 | 2 |
| 20+ points..... | 0 | 0 |

11 Jay Henderson Season Highs

- Points..... 3 vs. William & Mary (11/14)
- Reb..... none
- Asst..... 1 vs. Long Beach St. (11/17)
vs. Eastern Kentucky (12/17)
- Blocks..... none
- Steals..... (3 times) *latest:* vs. Eastern Ky. (12/17)
- FGM..... 1 vs. William & Mary (11/14)
vs. Texas Southern (12/10)
- FGA..... 2 vs. Long Beach St. (11/17)
- 3FGM..... 1 vs. William & Mary (11/14)
- 3FGA..... 1 vs. William & Mary (11/14)
vs. Long Beach St. (11/17)
- FT..... 2 vs. Long Beach St. (11/17)
- FTA..... 2 vs. Long Beach St. (11/17)

11 Jay Henderson Career Highs

- Points..... 3 vs. Kennesaw St. (12/16/15)
vs. William & Mary (11/14/16)
- Reb..... 1 vs. Kennesaw St. (12/16/15)
vs. Boston College (2/6/16)
- Asst..... 1 (4 times) *latest:* vs. Eastern Ky. (12/17/16)
- Blocks..... none
- Steals..... 2 vs. Kennesaw St. (12/16/15)
- FGM..... 1 vs. Kennesaw St. (12/16/15)
- FGA..... 3 vs. Kennesaw St. (12/16/15)
- 3FGM..... 1 vs. Kennesaw St. (12/16/15)
vs. William & Mary (11/14/16)
- 3FGA..... 2 vs. Kennesaw St. (12/16/15)
vs. Utah Valley (12/23/15)
- FT..... 2 vs. Long Beach St. (11/17/16)
- FTA..... 2 vs. Long Beach St. (11/17/16)

11 Jay Henderson Game-by-Game

| Opponent | Date | GS | Min | 3-Point | | | Rebounds | | | Avg | PF | FO | A | TO | Blk | Stl | Pts | Avg | | |
|------------------|----------|-----|-----|---------|-------|-----|----------|-------|-----|-----|-------|-----|---|----|-----|-----|-----|-----|-----|-----|
| | | | | FG | FGA | Pct | Off | Def | Tot | | | | | | | | | | | |
| EVANSVILLE | 11/11/16 | 3 | 0 | 0 | .000 | 0 | 0 | .000 | 0 | 0 | 0 | 0 | 0 | 0 | 0 | 0 | 0 | 0.0 | | |
| WM. & MARY | 11/14/16 | 1 | 1 | 1 | 1.000 | 1 | 1 | 1.000 | 0 | 0 | 0 | 0.0 | 3 | 0 | 0 | 0 | 0 | 3 | 1.5 | |
| LONG BEACH ST | 11/17/16 | 5 | 0 | 2 | .000 | 0 | 1 | .000 | 2 | 21 | 0.000 | 0 | 0 | 0 | 0.0 | 1 | 0 | 1 | 2 | 1.7 |
| vs Old Dominion | 11/23/16 | DNP | | | | | | | | | | | | | | | | | | |
| vs Wichita State | 11/24/16 | DNP | | | | | | | | | | | | | | | | | | |
| vs Baylor | 11/25/16 | 1 | 0 | 0 | .000 | 0 | 0 | .000 | 0 | 0 | 0 | 0.0 | 0 | 0 | 0 | 0 | 0 | 0 | 1.3 | |
| PURDUE | 11/30/16 | DNP | | | | | | | | | | | | | | | | | | |
| at Grand Canyon | 12/3/16 | DNP | | | | | | | | | | | | | | | | | | |
| SO. ILLINOIS | 12/7/16 | DNP | | | | | | | | | | | | | | | | | | |
| TEXAS SOUTHERN | 12/10/16 | 3 | 1 | 1 | 1.000 | 0 | 0 | .000 | 0 | 0 | 0 | 0.0 | 0 | 0 | 0 | 0 | 0 | 1 | 2 | 1.4 |
| EASTERN KY | 12/17/16 | 1 | 0 | 0 | .000 | 0 | 0 | .000 | 0 | 0 | 0 | 0.0 | 0 | 0 | 1 | 0 | 0 | 1 | 0 | 1.2 |
| KENTUCKY | 12/21/16 | DNP | | | | | | | | | | | | | | | | | | |
| VIRGINIA | 12/28/16 | DNP | | | | | | | | | | | | | | | | | | |
| vs Indiana | 12/31/16 | DNP | | | | | | | | | | | | | | | | | | |

11 Jay Henderson Statistics

| Year | GP | GS | Min | Avg | FG | FGA | Pct | 3FG | 3FGA | Pct | FT | FTA | Pct | OReb | DReb | Reb | Avg | PF | FO | Ast | TO | Blk | Stl | Pts | Avg |
|---------|----|----|-----|-----|----|-----|------|-----|------|------|----|-----|-------|------|------|-----|-----|----|----|-----|----|-----|-----|-----|-----|
| 2015-16 | 11 | 0 | 23 | 2.1 | 1 | 7 | .143 | 1 | 4 | .250 | 0 | 0 | .000 | 0 | 2 | 2 | 0.2 | 2 | 0 | 2 | 1 | 0 | 2 | 3 | 0.3 |
| 2016-17 | 6 | 0 | 14 | 2.3 | 2 | 4 | .500 | 1 | 2 | .500 | 2 | 2 | 1.000 | 0 | 0 | 0 | 0.0 | 4 | 0 | 2 | 0 | 0 | 3 | 7 | 1.2 |
| TOTAL | 17 | 0 | 37 | 2.2 | 3 | 11 | .273 | 2 | 6 | .333 | 2 | 2 | 1.000 | 0 | 2 | 2 | 0.1 | 6 | 0 | 4 | 1 | 0 | 5 | 10 | 0.6 |

12 Mangok Mathiang

F/C 6-10 220 Sr. - 3L Melbourne, Australia (IMG Academy)

- Name is pronounced MANG-go, with a silent "K"; MATH-ee-ang.
- Team captain for the second straight year this season. His positive contributions to the Cardinals' defense do not always show up in a box score.
- Starter at center in the first 13 games of the season.
- Ranks 19th in the ACC in rebounding (6.4 rpg).
- Graduated with a bachelor's degree in communication on Dec. 15 and will take graduate classes in the spring semester.
- Tied a career-high with 13 rebounds against Eastern Kentucky, his eighth game this season with seven or more rebounds.
- Scored a season-high 15 points against Southern Illinois, scoring the first seven points of the game.
- Matched a career-high with five blocked shots against William & Mary.
- Nominee for the Allstate NABC Good Works Team, which highlights community service and leadership.
- Averaged 7.1 points and 5.7 rebounds over the first 10 games of last season prior to breaking a bone in his left foot against Western Kentucky on Dec. 19, ending his season.
- Named to the 2015 and 2016 All-ACC Academic Men's Basketball team.
- Ranked sixth in the ACC in blocks as a sophomore (1.4 bpg).
- Led the 23-team 2015 World University Games in rebounding and finished tied for eighth in scoring, producing five double-doubles. He started all eight games for Australia, averaging 13.5 points and 10.3 rebounds.
- Born Oct. 8, 1992 ... Major is communication with a minor in marketing.



| 12 Mangok Mathiang | | |
|----------------------------|--------|--------|
| Games With ... | Season | Career |
| Double-Figure scoring..... | 5 | 9 |
| 6 or more rebounds..... | 8 | 32 |
| 4 or more assists..... | 1 | 1 |
| A blocked shot..... | 8 | 67 |
| A steal..... | 5 | 34 |
| A three-pointer..... | 0 | 0 |
| 20+ points..... | 0 | 0 |

12 Mangok Mathiang Season Highs

- Points..... 15 vs. Southern Illinois (12/7)
- Reb..... 13 vs. Eastern Kentucky (12/17)
- Asst..... 4 vs. Eastern Kentucky (12/17)
- Blocks..... 5 vs. William & Mary (11/14)
- Steals..... 2 vs. Long Beach St. (11/17)
- FGM..... 6 vs. Southern Illinois (12/7)
- FGA..... 11 vs. Purdue (11/30)
- 3FGM..... none
- 3FGA..... none
- FT..... 6 vs. Old Dominion (11/23)
- FTA..... 9 vs. Old Dominion (11/23)

12 Mangok Mathiang Career Highs

- Points..... 17 vs. Saint Louis (11/28/15)
- Reb..... 13 vs. Saint Louis (11/28/15)
vs. Eastern Kentucky (12/17/16)
- Asst..... 4 vs. Eastern Kentucky (12/17/16)
- Blocks..... 5 vs. NC State (2/14/15)
vs. William & Mary (11/14)
- Steals..... 3 vs. Cal State Northridge (12/23/14)
- FGM..... 6 vs. Saint Louis (11/28/15)
vs. Southern Illinois (12/7/16)
- FGA..... 11 vs. Purdue (11/30/16)
- 3FGM..... none
- 3FGA..... none
- FT..... 6 vs. Old Dominion (11/23/16)
- FTA..... 9 vs. Old Dominion (11/23/16)

12 Mangok Mathiang Game-by-Game

| Opponent | Date | GS | Min | FG | FGA | 3-Point | | | Pct | FT | FTA | Rebounds | | | Avg | PF | FO | A | TO | Blk | Stl | Pts | Avg | |
|------------------|----------|----|-----|----|-----|---------|----|-----|------|----|--------|----------|-----|-----|-----|-----|----|---|----|-----|-----|-----|-----|-----|
| | | | | | | Pct | FG | FGA | | | | Pct | Off | Def | | | | | | | | | | Tot |
| EVANSVILLE | 11/11/16 | * | 20 | 4 | 10 | .400 | 0 | 0 | .000 | 1 | 2 | .500 | 4 | 3 | 7 | 7.0 | 2 | 0 | 0 | 1 | 2 | 0 | 9.0 | |
| WM. & MARY | 11/14/16 | * | 23 | 1 | 2 | .500 | 0 | 0 | .000 | 1 | 6 | .167 | 2 | 8 | 10 | 8.5 | 1 | 0 | 2 | 0 | 5 | 0 | 6.0 | |
| LONG BEACH ST | 11/17/16 | * | 17 | 3 | 7 | .429 | 0 | 0 | .000 | 5 | 51.000 | 5 | 2 | 7 | 8.0 | 3 | 0 | 0 | 2 | 0 | 2 | 11 | 7.7 | |
| vs Old Dominion | 11/23/16 | * | 25 | 3 | 6 | .500 | 0 | 0 | .000 | 6 | 9 | .667 | 1 | 4 | 5 | 7.3 | 5 | 1 | 0 | 5 | 0 | 12 | 8.8 | |
| vs Wichita State | 11/24/16 | * | 6 | 0 | 1 | .000 | 0 | 0 | .000 | 1 | 2 | .500 | 0 | 2 | 2 | 6.2 | 4 | 0 | 0 | 1 | 0 | 1 | 7.2 | |
| vs Baylor | 11/25/16 | * | 19 | 0 | 3 | .000 | 0 | 0 | .000 | 0 | 0 | .000 | 3 | 2 | 5 | 6.0 | 3 | 0 | 1 | 0 | 1 | 1 | 6.0 | |
| PURDUE | 11/30/16 | * | 25 | 5 | 11 | .455 | 0 | 0 | .000 | 1 | 2 | .500 | 2 | 6 | 8 | 6.3 | 3 | 0 | 1 | 2 | 0 | 11 | 6.7 | |
| at Grand Canyon | 12/3/16 | * | 20 | 1 | 4 | .250 | 0 | 0 | .000 | 1 | 2 | .500 | 4 | 4 | 8 | 6.5 | 4 | 0 | 1 | 1 | 2 | 1 | 3 | 6.3 |
| SO. ILLINOIS | 12/7/16 | * | 22 | 6 | 9 | .667 | 0 | 0 | .000 | 3 | 4 | .750 | 2 | 4 | 6 | 6.4 | 1 | 0 | 0 | 1 | 1 | 0 | 15 | 7.2 |
| TEXAS SOUTHERN | 12/10/16 | * | 22 | 3 | 4 | .750 | 0 | 0 | .000 | 4 | 5 | .800 | 4 | 4 | 8 | 6.6 | 2 | 0 | 1 | 1 | 1 | 0 | 10 | 7.5 |
| EASTERN KY | 12/17/16 | * | 20 | 0 | 3 | .000 | 0 | 0 | .000 | 0 | 0 | .000 | 5 | 8 | 13 | 7.2 | 3 | 0 | 4 | 1 | 2 | 0 | 0 | 6.8 |
| KENTUCKY | 12/21/16 | * | 25 | 0 | 2 | .000 | 0 | 0 | .000 | 0 | 0 | .000 | 1 | 4 | 5 | 7.0 | 4 | 0 | 0 | 2 | 2 | 0 | 0 | 6.3 |
| VIRGINIA | 12/28/16 | * | 15 | 0 | 0 | .000 | 0 | 0 | .000 | 0 | 0 | .000 | 1 | 4 | 5 | 6.8 | 1 | 0 | 1 | 2 | 0 | 1 | 0 | 5.8 |
| vs Indiana | 12/31/16 | | 6 | 0 | 0 | .000 | 0 | 0 | .000 | 1 | 2 | .500 | 0 | 1 | 1 | 6.4 | 3 | 0 | 0 | 0 | 0 | 0 | 1 | 5.4 |

12 Mangok Mathiang Statistics

| Year | GP | GS | Min | Avg | FG | FGA | Pct | 3FG | 3FGA | Pct | FT | FTA | Pct | OReb | DReb | Reb | Avg | PF | FO | Ast | TO | Blk | Stl | Pts | Avg |
|---------|----|----|------|------|-----|-----|------|-----|------|------|-----|-----|------|------|------|-----|-----|-----|----|-----|----|-----|-----|-----|-----|
| 2013-14 | 37 | 14 | 545 | 14.7 | 47 | 89 | .528 | 0 | 0 | .000 | 39 | 63 | .619 | 68 | 64 | 132 | 3.6 | 64 | 1 | 15 | 24 | 51 | 13 | 133 | 3.6 |
| 2014-15 | 34 | 9 | 635 | 18.7 | 31 | 80 | .388 | 0 | 0 | .000 | 26 | 54 | .481 | 80 | 79 | 159 | 4.7 | 82 | 3 | 16 | 26 | 47 | 19 | 88 | 2.6 |
| 2015-16 | 10 | 2 | 188 | 18.8 | 27 | 48 | .563 | 0 | 0 | .000 | 17 | 29 | .586 | 26 | 31 | 57 | 5.7 | 22 | 0 | 5 | 11 | 12 | 7 | 71 | 7.1 |
| 2016-17 | 14 | 13 | 265 | 18.9 | 26 | 62 | .419 | 0 | 0 | .000 | 24 | 39 | .615 | 34 | 56 | 90 | 6.4 | 39 | 1 | 11 | 19 | 16 | 6 | 76 | 5.4 |
| TOTAL | 95 | 38 | 1633 | 17.2 | 131 | 279 | .470 | 0 | 0 | .000 | 106 | 185 | .573 | 208 | 230 | 438 | 4.6 | 207 | 5 | 47 | 80 | 126 | 45 | 368 | 3.9 |

13 Ray Spalding

F 6-10 215 So. - 1L Louisville, Ky. (Trinity HS)



- Has grabbed at least four rebounds off the bench in 11 games and has four double-figure scoring efforts.
- Team leader in field goal percentage (.649).
- Scored a season-high 14 points against Grand Canyon, including 12 in the second half.
- Matched a career-best with three assists vs. Long Beach State, adding 10 points, six rebounds, two blocked shots and two steals.
- Finished his freshman season averaging 5.6 points and 4.3 rebounds per game as a valuable reserve and a starter in six games. He was second on the team with 22 dunks.
- 2016 All-ACC Academic Men's Basketball team selection.
- His 7-6 wingspan aids him in leading the team in deflections in nearly every practice.
- Two-time first team all-state selection who led Trinity to a 24-6 record as a senior and a 118-21 record in his 4 years.
- His uncle Manuel Forrest played for Louisville (1981-82, 1983-85), who averaged 12.8 points and 5.0 rebounds his senior year with the Cardinals.
- Born March 11, 1997 ... Major is undecided.

| 13 Ray Spalding | |
|----------------------------|---------------|
| Games With ... | Season Career |
| Double-Figure scoring..... | 4 8 |
| 6 or more rebounds..... | 5 13 |
| 4 or more assists..... | 0 0 |
| A blocked shot..... | 8 20 |
| A steal..... | 7 24 |
| A three-pointer..... | 0 1 |
| 20+ points..... | 0 0 |

13 Ray Spalding Season Highs

- Points..... 11 vs. Purdue (11/30)
- Reb. 9 vs. Wichita State (11/24) vs. Purdue (11/30)
- Asst..... 3 vs. Long Beach St. (11/17) vs. Grand Canyon (12/3)
- Blocks 4 vs. Eastern Kentucky (12/17)
- Steals 2 (3 times) *latest:* vs. Eastern Ky. (12/17)
- FGM 5 vs. William & Mary (11/14) vs. Purdue (11/30)
- FGA 7 vs. Eastern Kentucky (12/17)
- 3FGM none
- 3FGA 1 (3 times) *latest:* vs. Baylor (11/25)
- FT 4 vs. Kentucky (12/21)
- FTA 4 vs. Long Beach St. (11/17) vs. Kentucky (12/21)

13 Ray Spalding Career Highs

- Points..... 18 vs. North Florida (11/21/15)
- Reb. 12 vs. North Florida (11/21/15)
- Asst..... 3 (3 times) *latest:* vs. Grand Canyon (12/3/16)
- Blocks 4 vs. Eastern Kentucky (12/17/16)
- Steals 4 vs. North Florida (11/21/15)
- FGM 8 vs. North Florida (11/21/15)
- FGA 10 vs. North Florida (11/21/15) vs. Virginia (1/30/16)
- 3FGM 1 vs. Duke (2/20/16)
- 3FGA 1 (5 times) *latest:* vs. Baylor (11/25/16)
- FT 4 (3 times) *latest:* vs. Kentucky (12/21/16)
- FTA 6 (3 times) *latest:* vs. Virginia Tech (1/27/16)

13 Ray Spalding Game-by-Game

| Opponent | Date | GS | Min | FG | FGA | 3-Point | | FT | FTA | Pct | Rebounds | | | Avg | PF | FO | A | TO | Blk | Stl | Pts | Avg | |
|------------------|------------|----|-----|----|-------|---------|-----|------|-----|-----|----------|-----|-----|-----|-----|----|---|----|-----|-----|-----|-----|-----|
| | | | | | | FG | FGA | | | | Off | Def | Tot | | | | | | | | | | |
| EVANSVILLE | 11/11/16 | 15 | 1 | 4 | .250 | 0 | 1 | .000 | 0 | 0 | .000 | 1 | 3 | 4 | 4.0 | 5 | 1 | 1 | 1 | 1 | 2 | 2.0 | |
| WM. & MARY | 11/14/16 | 16 | 5 | 6 | .833 | 0 | 0 | .000 | 0 | 1 | .000 | 1 | 3 | 4 | 4.0 | 4 | 0 | 0 | 1 | 1 | 10 | 6.0 | |
| LONG BEACH ST | 11/17/16 | 21 | 4 | 6 | .667 | 0 | 0 | .000 | 2 | 4 | .500 | 5 | 1 | 6 | 4.7 | 2 | 0 | 3 | 1 | 2 | 2 | 7.3 | |
| vs Old Dominion | 11/23/16 | 15 | 2 | 3 | .667 | 0 | 1 | .000 | 1 | 2 | .500 | 2 | 3 | 5 | 4.8 | 5 | 1 | 0 | 0 | 2 | 0 | 6.8 | |
| vs Wichita State | 11/24/16 | 25 | 2 | 5 | .400 | 0 | 0 | .000 | 0 | 0 | .000 | 3 | 6 | 9 | 5.6 | 3 | 0 | 1 | 1 | 2 | 0 | 6.2 | |
| vs Baylor | 11/25/16 | 16 | 3 | 6 | .500 | 0 | 1 | .000 | 0 | 0 | .000 | 2 | 2 | 4 | 5.3 | 1 | 0 | 0 | 0 | 0 | 0 | 6.2 | |
| PURDUE | 11/30/16 | 26 | 5 | 5 | 1.000 | 0 | 0 | .000 | 1 | 2 | .500 | 1 | 8 | 9 | 5.9 | 3 | 0 | 1 | 2 | 1 | 0 | 11 | 6.9 |
| at Grand Canyon | 12/3/16 | 27 | 5 | 7 | .714 | 0 | 0 | .000 | 4 | 41 | 1.000 | 0 | 3 | 3 | 5.5 | 4 | 0 | 3 | 1 | 1 | 0 | 14 | 7.8 |
| SO. ILLINOIS | 12/7/16 | 17 | 3 | 3 | 1.000 | 0 | 0 | .000 | 2 | 21 | 1.000 | 1 | 3 | 4 | 5.3 | 1 | 0 | 0 | 1 | 0 | 2 | 8 | 7.8 |
| TEXAS SOUTHERN | 12/10/16 | 6 | 0 | 0 | .000 | 0 | 0 | .000 | 2 | 21 | 1.000 | 0 | 0 | 0 | 4.8 | 5 | 1 | 0 | 1 | 0 | 0 | 2 | 7.2 |
| EASTERN KY | 12/17/16 | 23 | 4 | 7 | .571 | 0 | 0 | .000 | 0 | 2 | .000 | 0 | 5 | 5 | 4.8 | 0 | 0 | 1 | 1 | 4 | 2 | 8 | 7.3 |
| KENTUCKY | 12/21/16 | 13 | 1 | 2 | .500 | 0 | 0 | .000 | 4 | 41 | 1.000 | 2 | 5 | 7 | 5.0 | 3 | 0 | 1 | 1 | 0 | 0 | 6 | 7.2 |
| VIRGINIA | 12/28/16 | 23 | 1 | 2 | .500 | 0 | 0 | .000 | 1 | 2 | .500 | 2 | 4 | 6 | 5.1 | 1 | 0 | 1 | 2 | 0 | 0 | 3 | 6.8 |
| vs Indiana | 12/31/16 * | 12 | 1 | 1 | 1.000 | 0 | 0 | .000 | 0 | 0 | .000 | 0 | 3 | 3 | 4.9 | 4 | 0 | 0 | 0 | 0 | 1 | 2 | 6.5 |

13 Ray Spalding Statistics

| Year | GP | GS | Min | Avg | FG | FGA | Pct | 3FG | 3FGA | Pct | FT | FTA | Pct | OReb | DReb | Reb | Avg | PF | FO | Ast | TO | Blk | Stl | Pts | Avg |
|---------|----|----|-----|------|-----|-----|------|-----|------|------|----|-----|------|------|------|-----|-----|-----|----|-----|----|-----|-----|-----|-----|
| 2015-16 | 30 | 6 | 525 | 17.5 | 70 | 125 | .560 | 1 | 3 | .333 | 28 | 56 | .500 | 50 | 80 | 130 | 4.3 | 66 | 0 | 16 | 27 | 20 | 28 | 169 | 5.6 |
| 2016-17 | 14 | 1 | 255 | 18.2 | 37 | 57 | .649 | 0 | 3 | .000 | 17 | 25 | .680 | 20 | 49 | 69 | 4.9 | 41 | 3 | 12 | 13 | 14 | 9 | 91 | 6.5 |
| TOTAL | 44 | 7 | 780 | 17.7 | 107 | 182 | .588 | 1 | 6 | .167 | 45 | 81 | .556 | 70 | 129 | 199 | 4.5 | 107 | 3 | 28 | 40 | 34 | 37 | 260 | 5.9 |

14 Anas Mahmoud

F/C 7-0 215 Jr. - 2L Cairo, Egypt (West Oaks Academy)

■ Ranks second in the ACC and 27th in the nation in blocked shots (2.45 bpg).

■ Tied his season-high with 10 points, two assists, two steals and three blocked shots against Indiana, while making his first start of the season.

■ Has blocked a shot in 36 games over his career. Registered at least one blocked shot in each of his 11 games this season and in 15 straight games overall dating back to last season.

■ Returned to action against Eastern Kentucky after missing the three previous games with a concussion suffered against Purdue.

■ Had eight points and eight rebounds vs. Long Beach State off the bench.

■ Second on the team in blocked shots with 29 as a sophomore.

■ Scored a career-high 15 points at Georgia Tech last season, connecting on 6-of-9 from the field while pulling down four rebounds and dishing out two assists.

■ Pulled down a career-high 10 rebounds against Clemson last season while scoring seven points.

■ Came to the United States in September 2013 for his senior year at West Oaks. He began playing basketball on club teams in Egypt when he was 12 and played later with Egyptian national teams.

■ Speaks four languages: English, Arabic, French and German.

■ Born May 5, 1995 ... Major is marketing.



14 Anas Mahmoud

| Games With ... | Season | Career |
|----------------------------|--------|--------|
| Double-Figure scoring..... | 2 | 3 |
| 6 or more rebounds..... | 1 | 6 |
| 4 or more assists..... | 0 | 0 |
| A blocked shot..... | 11 | 36 |
| A steal..... | 6 | 17 |
| A three-pointer..... | 0 | 0 |
| 20+ points..... | 0 | 0 |

14 Anas Mahmoud Season Highs

Points..... 10 vs. Evansville (11/11)
vs. Indiana (12/31)
Reb. 8 vs. Long Beach St. (11/17)
Asst..... 2 (3 times) latest: vs. Virginia (12/28)
Blocks 6 vs. Wichita State (11/24)
Steals 2 vs. William & Mary (11/14)
vs. Eastern Kentucky (12/17)
FGM 5 vs. Evansville (11/11)
FGA 7 vs. Long Beach St. (11/17)
3FGM none
3FGA none
FT..... 3 vs. Wichita State (11/24)
vs. Virginia (12/28)
FTA..... 5 vs. Virginia (12/28)

14 Anas Mahmoud Career Highs

Points..... 15 vs. Georgia Tech (1/23/16)
Reb. 10 vs. Clemson (1/10/16)
Asst..... 3 vs. Wake Forest (1/4/15)
Blocks 6 vs. Wichita State (11/24/16)
Steals 3 vs. Florida State (1/20/16)
FGM 6 vs. Georgia Tech (1/23/16)
FGA 9 vs. Georgia Tech (1/23/16)
3FGM none
3FGA none
FT..... 3 (4 times) latest: vs. Virginia (12/28/16)
FTA..... 6 vs. Georgia Tech (1/23/16)

14 Anas Mahmoud Game-by-Game

| Opponent | Date | GS | Min | FG | FGA | Pct | 3-Point | | FT | FTA | Pct | Rebounds | | | Avg | PF | FO | A | TO | Blk | Stl | Pts | Avg |
|------------------|----------|------|-----|----|-------|-----|---------|------|----|-----|------|----------|-----|-----|-----|----|----|---|----|-----|-----|-----|------|
| | | | | | | | FG | FGA | | | | Off | Def | Tot | | | | | | | | | |
| EVANSVILLE | 11/11/16 | 17 | 5 | 5 | 1.000 | 0 | 0 | .000 | 0 | 0 | .000 | 1 | 4 | 5 | 5.0 | 2 | 0 | 1 | 1 | 3 | 1 | 10 | 10.0 |
| WM. & MARY | 11/14/16 | 14 | 1 | 2 | .500 | 0 | 0 | .000 | 0 | 0 | .000 | 2 | 1 | 3 | 4.0 | 4 | 0 | 1 | 1 | 1 | 2 | 2 | 6.0 |
| LONG BEACH ST | 11/17/16 | 20 | 4 | 7 | .571 | 0 | 0 | .000 | 0 | 0 | .000 | 3 | 5 | 8 | 5.3 | 2 | 0 | 1 | 1 | 2 | 0 | 8 | 6.7 |
| vs Old Dominion | 11/23/16 | 16 | 1 | 3 | .333 | 0 | 0 | .000 | 0 | 0 | .000 | 0 | 2 | 2 | 4.5 | 4 | 0 | 0 | 2 | 1 | 0 | 2 | 5.5 |
| vs Wichita State | 11/24/16 | 31 | 1 | 1 | 1.000 | 0 | 0 | .000 | 3 | 4 | .750 | 2 | 3 | 5 | 4.6 | 2 | 0 | 1 | 3 | 6 | 0 | 5 | 5.4 |
| vs Baylor | 11/25/16 | 14 | 1 | 1 | 1.000 | 0 | 0 | .000 | 0 | 0 | .000 | 0 | 0 | 0 | 3.8 | 3 | 0 | 2 | 0 | 1 | 1 | 2 | 4.8 |
| PURDUE | 11/30/16 | 14 | 4 | 4 | 1.000 | 0 | 0 | .000 | 1 | 2 | .500 | 0 | 1 | 1 | 3.4 | 5 | 1 | 2 | 0 | 1 | 1 | 9 | 5.4 |
| at Grand Canyon | 12/3/16 | DNP | | | | | | | | | | | | | | | | | | | | | |
| SO. ILLINOIS | 12/7/16 | DNP | | | | | | | | | | | | | | | | | | | | | |
| TEXAS SOUTHERN | 12/10/16 | DNP | | | | | | | | | | | | | | | | | | | | | |
| EASTERN KY | 12/17/16 | 16 | 3 | 5 | .600 | 0 | 0 | .000 | 0 | 1 | .000 | 3 | 1 | 4 | 3.5 | 1 | 0 | 0 | 1 | 5 | 2 | 6 | 5.5 |
| KENTUCKY | 12/21/16 | 16 | 0 | 1 | .000 | 0 | 0 | .000 | 0 | 0 | .000 | 2 | 1 | 3 | 3.4 | 1 | 0 | 1 | 2 | 2 | 0 | 0 | 4.9 |
| VIRGINIA | 12/28/16 | 25 | 2 | 5 | .400 | 0 | 0 | .000 | 3 | 5 | .600 | 0 | 3 | 3 | 3.4 | 1 | 0 | 2 | 2 | 2 | 0 | 7 | 5.1 |
| vs Indiana | 12/31/16 | * 34 | 5 | 8 | .625 | 0 | 0 | .000 | 0 | 0 | .000 | 0 | 2 | 2 | 3.3 | 4 | 0 | 2 | 1 | 3 | 2 | 10 | 5.5 |


14 Anas Mahmoud Statistics

| Year | GP | GS | Min | Avg | FG | FGA | Pct | 3FG | 3FGA | Pct | FT | FTA | Pct | OReb | DReb | Reb | Avg | PF | FO | Ast | TO | Blk | Stl | Pts | Avg |
|---------|----|----|-----|------|----|-----|------|-----|------|------|----|-----|------|------|------|-----|-----|----|----|-----|----|-----|-----|-----|-----|
| 2014-15 | 30 | 2 | 236 | 7.9 | 13 | 25 | .520 | 0 | 0 | .000 | 9 | 12 | .750 | 17 | 24 | 41 | 1.4 | 30 | 0 | 11 | 14 | 20 | 4 | 35 | 1.2 |
| 2015-16 | 22 | 2 | 288 | 13.1 | 29 | 62 | .468 | 0 | 0 | .000 | 13 | 33 | .394 | 25 | 40 | 65 | 3.0 | 36 | 2 | 12 | 17 | 29 | 11 | 71 | 3.2 |
| 2016-17 | 11 | 1 | 217 | 19.7 | 27 | 42 | .643 | 0 | 0 | .000 | 7 | 12 | .583 | 13 | 23 | 36 | 3.3 | 29 | 1 | 13 | 14 | 27 | 9 | 61 | 5.5 |
| TOTAL | 63 | 5 | 741 | 11.8 | 69 | 129 | .535 | 0 | 0 | .000 | 29 | 57 | .509 | 55 | 87 | 142 | 2.3 | 95 | 3 | 36 | 45 | 76 | 24 | 167 | 2.7 |

15 Tyler Sharpe

G 6-1 185 Fr. - HS Mt. Washington, Ky. (Bullitt East HS)

- Walk-on guard has played in five of the Cardinals' 14 games.
- Averaged 19.5 points, 4.3 rebounds and 4.5 assists as a senior in 2015-16 as Bullitt East High School in Mt. Washington, Ky., posted a 27-6 record and reached the regional finals.
- Honored as the 2016 Sixth Region Player of the Year and a finalist for Kentucky's Mr. Basketball.
- Scored 1,606 career points for the Chargers and finished third on Bullitt East's all-time assists list.
- The left-handed guard made 86 three-point goals his senior year with a 34.8 percent accuracy. He set the Bullitt East career three-point record with 243.
- Born Jan. 14, 1998 ... Major is sport administration.



| 15 Tyler Sharpe | | |
|----------------------------|--------|--------|
| Games With ... | Season | Career |
| Double-Figure scoring..... | 0 | 0 |
| 6 or more rebounds..... | 0 | 0 |
| 4 or more assists..... | 0 | 0 |
| A blocked shot..... | 0 | 0 |
| A steal..... | 0 | 0 |
| A three-pointer..... | 0 | 0 |
| 20+ points..... | 0 | 0 |

15 Tyler Sharpe Season/Career Highs

- Points..... none
- Reb. 1 vs. Texas Southern (12/10)
- Asst..... 1 vs. Eastern Kentucky (12/17)
- Blocks none
- Steals none
- FGM none
- FGA 1 (3 times) *latest:* vs. Texas South. (12/10)
- 3FGM none
- 3FGA 1 (3 times) *latest:* vs. Texas South. (12/10)
- FT none
- FTA..... none

15 Tyler Sharpe Game-by-Game

| Opponent | Date | GS | Min | FG | FGA | 3-Point | | | Rebounds | | | Avg | PF | FO | A | TO | Blk | Stl | Pts | Avg | |
|------------------|----------|-----|-----|----|------|---------|----|------|----------|----|------|-----|----|-----|-----|----|-----|-----|-----|-----|-----|
| | | | | | | Pct | FG | FGA | Pct | FT | FTA | | | | | | | | | | Pct |
| EVANSVILLE | 11/11/16 | 1 | 0 | 0 | .000 | 0 | 0 | .000 | 0 | 0 | .000 | 0 | 0 | 0 | 0.0 | 0 | 0 | 0 | 0 | 0 | 0.0 |
| WM. & MARY | 11/14/16 | DNP | | | | | | | | | | | | | | | | | | | |
| LONG BEACH ST | 11/17/16 | 1 | 0 | 1 | .000 | 0 | 1 | .000 | 0 | 0 | .000 | 0 | 0 | 0.0 | 0 | 0 | 0 | 0 | 0 | 0 | 0.0 |
| vs Old Dominion | 11/23/16 | DNP | | | | | | | | | | | | | | | | | | | |
| vs Wichita State | 11/24/16 | DNP | | | | | | | | | | | | | | | | | | | |
| vs Baylor | 11/25/16 | DNP | | | | | | | | | | | | | | | | | | | |
| PURDUE | 11/30/16 | DNP | | | | | | | | | | | | | | | | | | | |
| at Grand Canyon | 12/3/16 | DNP | | | | | | | | | | | | | | | | | | | |
| SO. ILLINOIS | 12/7/16 | 1 | 0 | 1 | .000 | 0 | 1 | .000 | 0 | 0 | .000 | 0 | 0 | 0.0 | 0 | 0 | 0 | 0 | 0 | 0 | 0.0 |
| TEXAS SOUTHERN | 12/10/16 | 1 | 0 | 1 | .000 | 0 | 1 | .000 | 0 | 0 | .000 | 1 | 0 | 1 | 0.3 | 0 | 0 | 0 | 0 | 0 | 0.0 |
| EASTERN KY | 12/17/16 | 1 | 0 | 0 | .000 | 0 | 0 | .000 | 0 | 0 | .000 | 0 | 0 | 0.2 | 0 | 0 | 1 | 1 | 0 | 0 | 0.0 |
| KENTUCKY | 12/21/16 | DNP | | | | | | | | | | | | | | | | | | | |
| VIRGINIA | 12/28/16 | DNP | | | | | | | | | | | | | | | | | | | |
| vs Indiana | 12/31/16 | DNP | | | | | | | | | | | | | | | | | | | |

15 Tyler Sharpe Statistics

| Year | GP | GS | Min | Avg | FG | FGA | Pct | 3FG | 3FGA | Pct | FT | FTA | Pct | OReb | DReb | Reb | Avg | PF | FO | Ast | TO | Blk | Stl | Pts | Avg |
|---------|----|----|-----|-----|----|-----|------|-----|------|------|----|-----|------|------|------|-----|-----|----|----|-----|----|-----|-----|-----|-----|
| 2016-17 | 5 | 0 | 5 | 1.0 | 0 | 3 | .000 | 0 | 3 | .000 | 0 | 0 | .000 | 1 | 0 | 1 | 0.2 | 0 | 0 | 1 | 1 | 0 | 0 | 0 | 0.0 |
| TOTAL | 5 | 0 | 5 | 1.0 | 0 | 3 | .000 | 0 | 3 | .000 | 0 | 0 | .000 | 1 | 0 | 1 | 0.2 | 0 | 0 | 1 | 1 | 0 | 0 | 0 | 0.0 |

23 David Levitch

G 6-3 180 Sr. - 3L Goshen, Ky. (North Oldham HS)

- Last name is pronounced LEV-itch.
- Scored a season-high six points against Long Beach State and Eastern Kentucky.
- Graduated with a bachelor's degree in sport administration on Dec. 15 and will take graduate classes in the spring semester.
- Scored nine points in 15 minutes in UofL's exhibition win over Bellarmine.
- Pitino has confidence in putting the senior in the game in most any situation.
- A walk-on for this first two seasons and his senior year, he earned a scholarship for his junior year.
- Saw action in 18 games as a junior, scoring in 10.
- Scored a career-high nine points vs. Cal State Northridge during his sophomore year, connecting on a career-best three three-pointers.
- Scored nearly 2,000 career points at North Oldham High School while burying 220 three-point goals in four years.
- His father David played college basketball at Centre College.
- Born Sept. 28, 1994 ... Major is sport administration.



23 David Levitch

| Games With ... | Season | Career |
|----------------------------|--------|--------|
| Double-Figure scoring..... | 0 | 0 |
| 6 or more rebounds..... | 0 | 0 |
| 4 or more assists..... | 0 | 0 |
| A blocked shot..... | 0 | 0 |
| A steal..... | 5 | 13 |
| A three-pointer..... | 4 | 16 |
| 20+ points..... | 0 | 0 |

23 David Levitch Season Highs

- Points..... 6 vs. Long Beach St. (11/17)
vs. Eastern Kentucky (12/17)
- Reb. 4 vs. Old Dominion (11/23)
- Asst..... 2 (4 times) *latest:* vs. Eastern Ky. (12/17)
- Blocks none
- Steals 2 vs. Grand Canyon (12/3)
- FGM 2 vs. Long Beach St. (11/17)
vs. Eastern Kentucky (12/17)
- FGA 3 (3 times) *latest:* vs. Eastern Ky. (12/17)
- 3FGM 2 vs. Long Beach St. (11/17)
vs. Eastern Kentucky (12/17)
- 3FGA 3 vs. Eastern Kentucky (12/17)
- FT 1 vs. William & Mary (11/14)
vs. Texas Southern (12/10)
- FTA 3 vs. William & Mary (11/14)
vs. Texas Southern (12/10)

23 David Levitch Career Highs

- Points..... 9 vs. Cal State Northridge (12/23/14)
vs. Grand Canyon (12/5/15)
- Reb. 4 vs. Old Dominion (11/23/16)
- Asst..... 2 (6 times) *latest:* vs. Eastern Ky. (12/17/16)
- Blocks none
- Steals 2 (3 times) *latest:* vs. Grand Canyon (12/3/16)
- FGM 3 vs. Cal State Northridge (12/23/14)
vs. Grand Canyon (12/5/15)
vs. Pittsburgh ((2/24/16)
- FGA 4 vs. Cal State Northridge (12/23/14)
- 3FGM 3 vs. Cal State Northridge (12/23/14)
- 3FGA 4 vs. Cal State Northridge (12/23/14)
- FT 4 vs. Utah Valley (12/23/15)
- FTA 4 (4 times) *latest:* Utah Valley (12/23/15)

23 David Levitch Game-by-Game

| Opponent | Date | GS | Min | FG | FGA | 3-Point | | | Rebounds | | | Avg | PF | FO | A | TO | Blk | Stl | Pts | Avg |
|------------------|----------|-----|-----|----|-------|---------|----|-------|----------|----|------|-----|----|----|-----|----|-----|-----|-----|-----------|
| | | | | | | Pct | FG | FGA | Pct | FT | FTA | | | | | | | | | |
| EVANSVILLE | 11/11/16 | 12 | 0 | 2 | .000 | 0 | 0 | .000 | 0 | 3 | 3 | 3.0 | 0 | 0 | 2 | 0 | 0 | 1 | 0 | 0.0 |
| WM. & MARY | 11/14/16 | 4 | 0 | 2 | .000 | 0 | 1 | .000 | 1 | 3 | .333 | 1 | 0 | 1 | 2.0 | 0 | 0 | 0 | 0 | 0.5 |
| LONG BEACH ST | 11/17/16 | 9 | 2 | 3 | .667 | 2 | 2 | 1.000 | 0 | 0 | .000 | 1 | 0 | 1 | 1.7 | 0 | 0 | 0 | 1 | 6 2.3 |
| vs Old Dominion | 11/23/16 | 7 | 1 | 2 | .500 | 1 | 2 | .500 | 0 | 0 | .000 | 1 | 3 | 4 | 2.3 | 0 | 0 | 0 | 1 | 3 2.5 |
| vs Wichita State | 11/24/16 | 8 | 1 | 1 | 1.000 | 0 | 0 | .000 | 0 | 0 | .000 | 0 | 0 | 0 | 1.8 | 0 | 0 | 2 | 0 | 2 2.4 |
| vs Baylor | 11/25/16 | 7 | 1 | 1 | 1.000 | 0 | 0 | .000 | 0 | 0 | .000 | 0 | 1 | 1 | 1.7 | 1 | 0 | 0 | 0 | 2 2.3 |
| PURDUE | 11/30/16 | 5 | 1 | 1 | 1.000 | 0 | 0 | .000 | 0 | 0 | .000 | 0 | 0 | 0 | 1.4 | 0 | 0 | 0 | 0 | 2 2.3 |
| at Grand Canyon | 12/3/16 | 14 | 0 | 1 | .000 | 0 | 1 | .000 | 0 | 0 | .000 | 0 | 2 | 2 | 1.5 | 0 | 0 | 2 | 0 | 2 2.0 |
| SO. ILLINOIS | 12/7/16 | 6 | 1 | 2 | .500 | 0 | 0 | .000 | 0 | 0 | .000 | 0 | 0 | 0 | 1.3 | 3 | 0 | 0 | 0 | 2 2.0 |
| TEXAS SOUTHERN | 12/10/16 | 13 | 1 | 3 | .333 | 1 | 2 | .500 | 1 | 3 | .333 | 2 | 1 | 3 | 1.5 | 0 | 0 | 1 | 0 | 1 4 2.2 |
| EASTERN KY | 12/17/16 | 9 | 2 | 3 | .667 | 2 | 3 | .667 | 0 | 0 | .000 | 0 | 0 | 0 | 1.4 | 1 | 0 | 2 | 1 | 0 0 6 2.5 |
| KENTUCKY | 12/21/16 | 12 | 0 | 2 | .000 | 0 | 0 | .000 | 0 | 2 | .000 | 1 | 0 | 1 | 1.3 | 1 | 0 | 0 | 0 | 0 2.3 |
| VIRGINIA | 12/28/16 | DNP | | | | | | | | | | | | | | | | | | |
| vs Indiana | 12/31/16 | 2 | 0 | 0 | .000 | 0 | 0 | .000 | 0 | 0 | .000 | 0 | 0 | 0 | 1.2 | 1 | 0 | 0 | 0 | 0 2.2 |

23 David Levitch Statistics

| Year | GP | GS | Min | Avg | FG | FGA | Pct | 3FG | 3FGA | Pct | FT | FTA | Pct | OReb | DReb | Reb | Avg | PF | FO | Ast | TO | Blk | Stl | Pts | Avg |
|---------|----|----|-----|-----|----|-----|------|-----|------|------|----|-----|------|------|------|-----|-----|----|----|-----|----|-----|-----|-----|-----|
| 2013-14 | 18 | 0 | 47 | 2.6 | 4 | 15 | .267 | 3 | 8 | .375 | 5 | 8 | .625 | 0 | 6 | 6 | 0.3 | 7 | 0 | 3 | 3 | 0 | 1 | 16 | 0.9 |
| 2014-15 | 21 | 1 | 101 | 4.8 | 4 | 15 | .267 | 4 | 10 | .400 | 12 | 17 | .706 | 4 | 2 | 6 | 0.3 | 13 | 0 | 6 | 5 | 0 | 4 | 24 | 1.1 |
| 2015-16 | 18 | 0 | 127 | 7.1 | 13 | 20 | .650 | 8 | 12 | .667 | 8 | 11 | .727 | 4 | 8 | 12 | 0.7 | 10 | 0 | 9 | 5 | 0 | 5 | 42 | 2.3 |
| 2016-17 | 13 | 0 | 108 | 8.3 | 10 | 23 | .435 | 6 | 11 | .545 | 2 | 8 | .250 | 6 | 10 | 16 | 1.2 | 7 | 0 | 9 | 1 | 0 | 6 | 28 | 2.2 |
| TOTAL | 70 | 1 | 383 | 5.5 | 31 | 73 | .425 | 21 | 41 | .512 | 27 | 44 | .614 | 14 | 26 | 40 | 0.6 | 37 | 0 | 27 | 14 | 0 | 16 | 110 | 1.6 |

30 Ryan McMahon

G 6-0 170 Fr. - RS Sarasota, Fla. (Cardinal Mooney HS)

■ Redshirted during the 2015-16 season, he is the best long-range shooter for the Cardinals.


- Scored a season-high eight points against Texas Southern.
- Buried a pair of three-pointers against No. 15 Purdue.
- Quality 15 minutes against Long Beach State with six points, five assists and three rebounds, connecting on both of his three-point attempts.

■ Averaged 26.4 points, 3.3 assists, 3.0 rebounds and 2.5 steals as a senior in 2014-15 in leading Cardinal Mooney to a 26-4 record and the state final four for the first time in school history. He made 51 percent of his three-pointers (127 of 249) and 83 percent at the free throw line.

■ Honored as the 2015 Florida Class 3A Player of the Year, he was third in the 2015 voting for Florida Mr. Basketball

■ His father Dave played basketball at Valparaiso, his mother Kim played volleyball and his sister played volleyball at Jacksonville.

■ Born Sept. 22, 1996 ...Major is finance.



30 Ryan McMahon

| Games With ... | Season | Career |
|----------------------------|--------|--------|
| Double-Figure scoring..... | 0 | 0 |
| 6 or more rebounds..... | 0 | 0 |
| 4 or more assists..... | 1 | 1 |
| A blocked shot..... | 2 | 2 |
| A steal..... | 2 | 2 |
| A three-pointer..... | 4 | 4 |
| 20+ points..... | 0 | 0 |

30 Ryan McMahon Season/Career Highs

- Points..... 8 vs. Texas Southern (12/10)
- Reb..... 3 vs. Long Beach St. (11/17)
- Asst..... 5 vs. Long Beach St. (11/17)
- Blocks.... 1 vs. Long Beach St. (11/17)
vs. Eastern Kentucky (12/17)
- Steals..... 1 vs. Long Beach St. (11/17)
vs. Purdue (11/30)
- FGM..... 2 (3 times) *latest*: vs. Texas South. (12/10)
- FGA..... 6 vs. Texas Southern (12/10)
- 3FGM..... 2 (3 times) *latest*: vs. Texas South. (12/10)
- 3FGA..... 5 vs. Texas Southern (12/10)
- FT..... 2 (3 times) *latest*: vs. Virginia (12/28)
- FTA..... 2 (3 times) *latest*: vs. Virginia (12/28)

30 Ryan McMahon Game-by-Game

| Opponent | Date | GS | Min | FG | FGA | Pct | 3-Point | | | FT | FTA | Pct | Rebounds | | | Avg | PF | FO | A | TO | Blk | Stl | Pts | Avg |
|------------------|----------|-----|-----|----|-------|-----|---------|-------|-----|----|-------|-----|----------|-----|-----|-----|----|----|---|----|-----|-----|-----|-----|
| | | | | | | | FG | FGA | Pct | | | | Off | Def | Tot | | | | | | | | | |
| EVANSVILLE | 11/11/16 | 6 | 0 | 2 | .000 | 0 | 1 | .000 | 0 | 0 | .000 | 0 | 0 | 0 | 0.0 | 3 | 0 | 0 | 0 | 0 | 0 | 0 | 0.0 | |
| WM. & MARY | 11/14/16 | 5 | 0 | 1 | .000 | 0 | 1 | .000 | 0 | 0 | .000 | 0 | 0 | 0 | 0.0 | 0 | 0 | 3 | 0 | 0 | 0 | 0 | 0.0 | |
| LONG BEACH ST | 11/17/16 | 15 | 2 | 2 | 1.000 | 2 | 2 | 1.000 | 0 | 0 | .000 | 0 | 3 | 3 | 1.0 | 3 | 0 | 5 | 1 | 1 | 1 | 6 | 2.0 | |
| vs Old Dominion | 11/23/16 | 2 | 0 | 0 | .000 | 0 | 0 | .000 | 0 | 0 | .000 | 0 | 0 | 0 | 0.8 | 0 | 0 | 0 | 0 | 0 | 0 | 0 | 1.5 | |
| vs Wichita State | 11/24/16 | 2 | 0 | 1 | .000 | 0 | 1 | .000 | 0 | 0 | .000 | 0 | 1 | 1 | 0.8 | 0 | 0 | 0 | 1 | 0 | 0 | 0 | 1.2 | |
| vs Baylor | 11/25/16 | 1 | 0 | 1 | .000 | 0 | 1 | .000 | 2 | 2 | 1.000 | 0 | 0 | 0 | 0.7 | 0 | 0 | 0 | 0 | 0 | 0 | 2 | 1.3 | |
| PURDUE | 11/30/16 | 9 | 2 | 2 | 1.000 | 2 | 2 | 1.000 | 0 | 0 | .000 | 0 | 1 | 1 | 0.7 | 1 | 0 | 1 | 0 | 0 | 1 | 6 | 2.0 | |
| at Grand Canyon | 12/3/16 | 4 | 0 | 1 | .000 | 0 | 1 | .000 | 0 | 0 | .000 | 0 | 0 | 0 | 0.6 | 1 | 0 | 0 | 0 | 0 | 0 | 0 | 1.8 | |
| SO. ILLINOIS | 12/7/16 | 10 | 0 | 3 | .000 | 0 | 3 | .000 | 0 | 0 | .000 | 0 | 0 | 0 | 0.6 | 1 | 0 | 1 | 0 | 0 | 0 | 0 | 1.6 | |
| TEXAS SOUTHERN | 12/10/16 | 10 | 2 | 6 | .333 | 2 | 5 | .400 | 2 | 2 | 1.000 | 0 | 1 | 1 | 0.6 | 2 | 0 | 0 | 0 | 0 | 0 | 8 | 2.2 | |
| EASTERN KY | 12/17/16 | 9 | 1 | 2 | .500 | 1 | 2 | .500 | 0 | 0 | .000 | 0 | 1 | 1 | 0.6 | 1 | 0 | 0 | 1 | 1 | 0 | 3 | 2.3 | |
| KENTUCKY | 12/21/16 | DNP | | | | | | | | | | | | | | | | | | | | | | |
| VIRGINIA | 12/28/16 | 2 | 0 | 0 | .000 | 0 | 0 | .000 | 2 | 2 | 1.000 | 0 | 0 | 0 | 0.6 | 1 | 0 | 0 | 1 | 0 | 0 | 2 | 2.3 | |
| vs Indiana | 12/31/16 | DNP | | | | | | | | | | | | | | | | | | | | | | |

30 Ryan McMahon Statistics

| Year | GP | GS | Min | Avg | FG | FGA | Pct | 3FG | 3FGA | Pct | FT | FTA | Pct | OReb | DReb | Reb | Avg | PF | FO | Ast | TO | Blk | Stl | Pts | Avg |
|---------|----|----|-----|-----|----|-----|------|-----|------|------|----|-----|-------|------|------|-----|-----|----|----|-----|----|-----|-----|-----|-----|
| 2016-17 | 12 | 0 | 75 | 6.3 | 7 | 21 | .333 | 7 | 19 | .368 | 6 | 6 | 1.000 | 0 | 7 | 7 | 0.6 | 13 | 0 | 10 | 4 | 2 | 2 | 27 | 2.3 |
| TOTAL | 12 | 0 | 75 | 6.3 | 7 | 21 | .333 | 7 | 19 | .368 | 6 | 6 | 1.000 | 0 | 7 | 7 | 0.6 | 13 | 0 | 10 | 4 | 2 | 2 | 27 | 2.3 |

45 Donovan Mitchell

G 6-3 195 So. - 1L Greenwich, Conn. (Brewster Academy)

- Primary starter at shooting guard for the Cardinals.
- Scored a career-high 25 points against Indiana, connecting on a career-best four three-pointers while also dishing out three assists and pulling down three rebounds.
- Leads the ACC and ranks 33rd in the nation in steals. His 29 steals in 14 games are four more than his entire freshman year.
- Leading scorer in UofL's balanced lineup (12.4 ppg), he has scored at least seven points in every game this season.
- Blocked four shots vs. William & Mary, one more than his entire freshman year. He added nine points, five rebounds and three assists in the game.
- Trimmed 15 pounds and significantly improved his shot in the offseason.
- Played at least 10 minutes in every game as a freshman and was a starter on five occasions. He scored in double figures in 13 games.
- Started his first collegiate game against Wake Forest, scoring a career-high 18 points and pulling down a career-best eight rebounds while contributing two steals.
- One of just 10 players in Louisville history to score as many as 14 points in a freshman career debut.
- Averaged 14.3 points, 5.7 rebounds, 2.4 assists and 1.8 steals in 2014-15, helping Brewster Academy to a 34-1 record and its second straight National Prep Championship in 2015. He was an All-New England AAA first team selection by NEPSAC.
- Born Sept. 7, 1996 ... Major is communication.



| 45 Donovan Mitchell | | |
|----------------------------|--------|--------|
| Games With ... | Season | Career |
| Double-Figure scoring..... | 8 | 21 |
| 6 or more rebounds..... | 5 | 12 |
| 4 or more assists..... | 2 | 4 |
| A blocked shot..... | 3 | 6 |
| A steal..... | 13 | 28 |
| A three-pointer..... | 12 | 26 |
| 20+ points..... | 1 | 1 |

45 Donovan Mitchell Season Highs

- Points..... 25 vs. Indiana (12/31)
- Reb. 8 vs. Wichita State (11/24)
vs. Baylor (11/25)
- Asst..... 5 vs. Wichita State (11/24)
- Blocks 4 vs. William & Mary (11/14)
- Steals 7 vs. Old Dominion (11/23)
- FGM 8 vs. Indiana (12/31)
- FGA 16 vs. Old Dominion (11/23)
- 3FGM 4 vs. Indiana (12/31)
- 3FGA 9 vs. Texas Southern (12/10)
- FT..... 5 vs. Eastern Kentucky (12/17)
vs. Kentucky (12/21)
vs. Indiana (12/31)
- FTA..... 7 vs. Kentucky (12/21)

45 Donovan Mitchell Career Highs

- Points..... 25 vs. Indiana (12/31/16)
- Reb. 8 (3 times) *latest:* vs. Baylor (11/25/16)
- Asst..... 7 vs. Eastern Michigan (12/12/15)
- Blocks 4 vs. William & Mary (11/14/16)
- Steals 7 vs. Old Dominion (11/23/16)
- FGM 8 vs. Indiana (12/31/16)
- FGA 16 vs. Old Dominion (11/23/16)
- 3FGM 4 vs. Indiana (12/31/16)
- 3FGA 9 vs. Texas Southern (12/10/16)
- FT..... 5 (4 times) *latest:* vs. Indiana (12/31/16)
- FTA..... 7 vs. Kentucky (12/21/16)

45 Donovan Mitchell Game-by-Game

| Opponent | Date | GS | Min | FG | FGA | Pct | 3-Point | | FT | FTA | Pct | Rebounds | | | PF | FO | A | TO | Blk | Stl | Pts | Avg | | |
|------------------|----------|----|-----|----|-----|------|---------|-----|------|-----|--------|----------|-----|-----|-----|-----|---|----|-----|-----|-----|-----|------|------|
| | | | | | | | FG | FGA | | | | Off | Def | Tot | | | | | | | | | | |
| EVANSVILLE | 11/11/16 | * | 26 | 6 | 11 | .545 | 2 | 6 | .333 | 1 | 2 | .500 | 2 | 3 | 5 | 5.0 | 0 | 0 | 3 | 3 | 0 | 4 | 15 | 15.0 |
| WM. & MARY | 11/14/16 | * | 29 | 4 | 10 | .400 | 1 | 5 | .200 | 0 | 0 | .000 | 1 | 4 | 5 | 5.0 | 3 | 0 | 3 | 2 | 4 | 1 | 9 | 12.0 |
| LONG BEACH ST | 11/17/16 | * | 27 | 3 | 10 | .300 | 2 | 5 | .400 | 0 | 0 | .000 | 2 | 4 | 6 | 5.3 | 0 | 0 | 1 | 2 | 1 | 2 | 8 | 10.7 |
| vs Old Dominion | 11/23/16 | * | 40 | 4 | 16 | .250 | 3 | 6 | .500 | 4 | 5 | .800 | 3 | 4 | 7 | 5.8 | 3 | 0 | 2 | 2 | 0 | 7 | 15 | 11.8 |
| vs Wichita State | 11/24/16 | * | 35 | 5 | 13 | .385 | 2 | 8 | .250 | 2 | 3 | .667 | 1 | 7 | 8 | 6.2 | 1 | 0 | 5 | 1 | 0 | 3 | 14 | 12.2 |
| vs Baylor | 11/25/16 | * | 36 | 6 | 11 | .545 | 2 | 5 | .400 | 3 | 4 | .750 | 2 | 6 | 8 | 6.5 | 3 | 0 | 4 | 4 | 0 | 1 | 17 | 13.0 |
| PURDUE | 11/30/16 | * | 22 | 3 | 9 | .333 | 0 | 3 | .000 | 2 | 21.000 | 1 | 4 | 5 | 6.3 | 4 | 0 | 1 | 2 | 1 | 1 | 8 | 12.3 | |
| at Grand Canyon | 12/3/16 | * | 26 | 4 | 9 | .444 | 1 | 3 | .333 | 0 | 0 | .000 | 1 | 3 | 4 | 6.0 | 0 | 0 | 1 | 1 | 1 | 1 | 9 | 11.9 |
| SO. ILLINOIS | 12/7/16 | * | 26 | 2 | 8 | .250 | 1 | 5 | .200 | 2 | 4 | .500 | 0 | 3 | 3 | 5.7 | 0 | 0 | 3 | 1 | 1 | 2 | 7 | 11.3 |
| TEXAS SOUTHERN | 12/10/16 | * | 27 | 4 | 14 | .286 | 2 | 9 | .222 | 2 | 21.000 | 3 | 2 | 5 | 5.6 | 2 | 0 | 3 | 0 | 0 | 4 | 12 | 11.4 | |
| EASTERN KY | 12/17/16 | * | 19 | 4 | 9 | .444 | 2 | 7 | .286 | 5 | 51.000 | 1 | 6 | 7 | 5.7 | 3 | 0 | 0 | 2 | 0 | 1 | 15 | 11.7 | |
| KENTUCKY | 12/21/16 | * | 28 | 3 | 12 | .250 | 2 | 5 | .400 | 5 | 7 | .714 | 0 | 4 | 4 | 5.6 | 3 | 0 | 1 | 4 | 0 | 13 | 11.8 | |
| VIRGINIA | 12/28/16 | * | 36 | 3 | 11 | .273 | 1 | 6 | .167 | 0 | 0 | .000 | 0 | 2 | 2 | 5.3 | 4 | 0 | 0 | 1 | 0 | 1 | 7 | 11.5 |
| vs Indiana | 12/31/16 | | 33 | 8 | 15 | .533 | 4 | 8 | .500 | 5 | 6 | .833 | 1 | 2 | 3 | 5.1 | 2 | 0 | 3 | 1 | 0 | 12 | 25 | 12.4 |

45 Donovan Mitchell Statistics

| Year | GP | GS | Min | Avg | FG | FGA | Pct | 3FG | 3FGA | Pct | FT | FTA | Pct | OReb | DReb | Reb | Avg | PF | FO | Ast | TO | Blk | Stl | Pts | Avg |
|---------|----|----|------|------|-----|-----|------|-----|------|------|----|-----|------|------|------|-----|-----|-----|----|-----|----|-----|-----|-----|------|
| 2015-16 | 31 | 5 | 591 | 19.1 | 84 | 190 | .442 | 18 | 72 | .250 | 43 | 57 | .754 | 34 | 70 | 104 | 3.4 | 78 | 2 | 52 | 30 | 3 | 25 | 229 | 7.4 |
| 2016-17 | 14 | 13 | 410 | 29.3 | 59 | 158 | .373 | 25 | 81 | .309 | 31 | 40 | .775 | 18 | 54 | 72 | 5.1 | 28 | 0 | 30 | 26 | 8 | 29 | 174 | 12.4 |
| TOTAL | 45 | 18 | 1001 | 22.2 | 143 | 348 | .411 | 43 | 153 | .281 | 74 | 97 | .763 | 52 | 124 | 176 | 3.9 | 106 | 2 | 82 | 56 | 11 | 54 | 403 | 9.0 |



2016-17 Louisville Men's Basketball
LOUISVILLE Combined Team Statistics (as of Dec 31, 2016)
All games



| RECORD: | OVERALL | HOME | AWAY | NEUTRAL |
|----------------|----------------|-------------|-------------|----------------|
| ALL GAMES | 12-2 | 8-1 | 1-0 | 3-1 |
| CONFERENCE | 0-1 | 0-1 | 0-0 | 0-0 |
| NON-CONFERENCE | 12-1 | 8-0 | 1-0 | 3-1 |

| # | Player | gp-gs | min | Total | | 3-Point | | F-Throw | | Rebounds | | | | a | to | blk | stl | pts | avg | | | |
|----------------|-------------------|-------|------|--------|---------|---------|--------|---------|---------|----------|-----|-----|-----|------|-----|-----|-----|-----|-----|----|------|------|
| | | | | fg-fga | fg% | 3fg-fga | 3fg% | ft-fga | ft% | off | def | tot | avg | | | | | | | pf | dq | |
| 45 | MITCHELL, Donovan | 14-13 | 410 | 29.3 | 59-158 | .373 | 25-81 | .309 | 31-40 | .775 | 18 | 54 | 72 | 5.1 | 28 | 0 | 30 | 26 | 8 | 29 | 174 | 12.4 |
| 04 | SNIDER, Quentin | 14-14 | 404 | 28.9 | 51-147 | .347 | 23-69 | .333 | 33-47 | .702 | 9 | 26 | 35 | 2.5 | 21 | 0 | 51 | 19 | 0 | 6 | 158 | 11.3 |
| 22 | ADEL, Deng | 14-14 | 406 | 29.0 | 51-136 | .375 | 16-51 | .314 | 32-38 | .842 | 11 | 52 | 63 | 4.5 | 28 | 1 | 30 | 15 | 6 | 13 | 150 | 10.7 |
| 10 | JOHNSON, Jaylen | 14-13 | 303 | 21.6 | 57-89 | .640 | 1-3 | .333 | 20-37 | .541 | 53 | 52 | 105 | 7.5 | 32 | 0 | 6 | 22 | 15 | 6 | 135 | 9.6 |
| 00 | KING, VJ | 14-1 | 192 | 13.7 | 30-66 | .455 | 8-16 | .500 | 27-32 | .844 | 12 | 24 | 36 | 2.6 | 11 | 0 | 5 | 10 | 1 | 2 | 95 | 6.8 |
| 13 | SPALDING, Ray | 14-1 | 255 | 18.2 | 37-57 | .649 | 0-3 | .000 | 17-25 | .680 | 20 | 49 | 69 | 4.9 | 41 | 3 | 12 | 13 | 14 | 9 | 91 | 6.5 |
| 14 | MAHMOUD, Anas | 11-1 | 217 | 19.7 | 27-42 | .643 | 0-0 | .000 | 7-12 | .583 | 13 | 23 | 36 | 3.3 | 29 | 1 | 13 | 14 | 27 | 9 | 61 | 5.5 |
| 12 | MATHIANG, Mangok | 14-13 | 265 | 18.9 | 26-62 | .419 | 0-0 | .000 | 24-39 | .615 | 34 | 56 | 90 | 6.4 | 39 | 1 | 11 | 19 | 16 | 6 | 76 | 5.4 |
| 01 | HICKS, Tony | 10-0 | 111 | 11.1 | 13-40 | .325 | 3-14 | .214 | 6-10 | .600 | 2 | 12 | 14 | 1.4 | 6 | 0 | 12 | 13 | 0 | 6 | 35 | 3.5 |
| 05 | STOCKMAN, Matz | 12-0 | 60 | 5.0 | 10-16 | .625 | 0-0 | .000 | 9-15 | .600 | 11 | 9 | 20 | 1.7 | 9 | 0 | 3 | 6 | 2 | 2 | 29 | 2.4 |
| 30 | McMAHON, Ryan | 12-0 | 75 | 6.3 | 7-21 | .333 | 7-19 | .368 | 6-6 | 1.000 | 0 | 7 | 7 | 0.6 | 13 | 0 | 10 | 4 | 2 | 2 | 27 | 2.3 |
| 23 | LEVITCH, David | 13-0 | 108 | 8.3 | 10-23 | .435 | 6-11 | .545 | 2-8 | .250 | 6 | 10 | 16 | 1.2 | 7 | 0 | 9 | 1 | 0 | 6 | 28 | 2.2 |
| 11 | HENDERSON, Jay | 6-0 | 14 | 2.3 | 2-4 | .500 | 1-2 | .500 | 2-2 | 1.000 | 0 | 0 | 0 | 0.0 | 4 | 0 | 2 | 0 | 0 | 3 | 7 | 1.2 |
| 15 | SHARPE, Tyler | 5-0 | 5 | 1.0 | 0-3 | .000 | 0-3 | .000 | 0-0 | .000 | 1 | 0 | 1 | 0.2 | 0 | 0 | 1 | 1 | 0 | 0 | 0 | 0.0 |
| Team | | | | | | | | | | | 13 | 12 | 25 | | | | 1 | | | | | |
| Total..... | | 14 | 2825 | | 380-864 | .440 | 90-272 | .331 | 216-311 | .695 | 203 | 386 | 589 | 42.1 | 268 | 6 | 195 | 164 | 91 | 99 | 1066 | 76.1 |
| Opponents..... | | 14 | 2825 | | 293-798 | .367 | 73-267 | .273 | 187-295 | .634 | 168 | 331 | 499 | 35.6 | 272 | - | 146 | 218 | 39 | 78 | 846 | 60.4 |

| TEAM STATISTICS | LOU | OPP | Date | Opponent | Score | Att. |
|------------------------|------------|------------|-------------|-------------------|--------------|-------------|
| SCORING | 1066 | 846 | 11/11/16 | EVANSVILLE | w 78-47 | 21129 |
| Points per game | 76.1 | 60.4 | 11/14/16 | WILLIAM & MARY | w 91-58 | 19314 |
| Scoring margin | +15.7 | - | 11/17/16 | LONG BEACH ST | w 88-56 | 14337 |
| FIELD GOALS-ATT | 380-864 | 293-798 | 11/23/16 | vs Old Dominion | Wot 68-62 | 1601 |
| Field goal pct | .440 | .367 | 11/24/16 | vs Wichita State | w 62-52 | 1604 |
| 3 POINT FG-ATT | 90-272 | 73-267 | 11/25/16 | vs Baylor | L 63-66 | 1655 |
| 3-point FG pct | .331 | .273 | 11/30/16 | PURDUE | w 71-64 | 21841 |
| 3-pt FG made per game | 6.4 | 5.2 | 12/3/16 | at Grand Canyon | w 79-70 | 7493 |
| FREE THROWS-ATT | 216-311 | 187-295 | 12/7/16 | SOUTHERN ILLINOIS | w 74-51 | 18894 |
| Free throw pct | .695 | .634 | 12/10/16 | TEXAS SOUTHERN | w 102-71 | 18152 |
| F-Throws made per game | 15.4 | 13.4 | 12/17/16 | EASTERN KENTUCKY | w 87-56 | 20889 |
| REBOUNDS | 589 | 499 | 12/21/16 | KENTUCKY | w 73-70 | 22783 |
| Rebounds per game | 42.1 | 35.6 | * 12/28/16 | VIRGINIA | L 53-61 | 21676 |
| Rebounding margin | +6.4 | - | 12/31/16 | vs Indiana | w 77-62 | 18824 |
| ASSISTS | 195 | 146 | | | | |
| Assists per game | 13.9 | 10.4 | | | | |
| TURNOVERS | 164 | 218 | | | | |
| Turnovers per game | 11.7 | 15.6 | | | | |
| Turnover margin | +3.9 | - | | | | |
| Assist/turnover ratio | 1.2 | 0.7 | | | | |
| STEALS | 99 | 78 | | | | |
| Steals per game | 7.1 | 5.6 | | | | |
| BLOCKS | 91 | 39 | | | | |
| Blocks per game | 6.5 | 2.8 | | | | |
| ATTENDANCE | 179015 | 31177 | | | | |
| Home games-Avg/Game | 9-19891 | 1-7493 | | | | |
| Neutral site-Avg/Game | - | 4-5921 | | | | |

* - Conference game

| Score by Periods | 1st | 2nd | OT | Totals |
|-------------------------|------------|------------|-----------|---------------|
| LOUISVILLE | 512 | 535 | 19 | 1066 |
| Opponents | 383 | 450 | 13 | 846 |

2016-17 Louisville Men's Basketball Game-by-Game Team Statistics

| Teams | FG-FGA | Pct | 3Pt-Att | Pct | FT-FTA | Pct | O | D | Reb | PF-D | Asst | TO | Blk | Stl | 1H | 2H | OT | TOT |
|-------------------|--------|------|---------|------|--------|------|----|----|-----|------|------|----|-----|-----|----|----|----|-----|
| Evansville | 16-57 | .281 | 4-15 | .267 | 11-20 | .550 | 11 | 18 | 29 | 18-0 | 6 | 13 | 2 | 7 | 27 | 20 | | 47 |
| LOUISVILLE | 30-63 | .476 | 3-15 | .200 | 15-27 | .556 | 19 | 33 | 52 | 17-1 | 15 | 12 | 10 | 10 | 43 | 35 | | 78 |
| William & Mary | 19-61 | .311 | 6-29 | .207 | 14-27 | .519 | 14 | 28 | 42 | 21-0 | 11 | 16 | 3 | 2 | 31 | 27 | | 58 |
| LOUISVILLE | 33-72 | .457 | 10-28 | .357 | 15-25 | .600 | 17 | 32 | 49 | 23-0 | 21 | 9 | 11 | 10 | 44 | 47 | | 91 |
| Long Beach State | 18-61 | .295 | 6-18 | .333 | 14-17 | .824 | 14 | 23 | 37 | 20-0 | 6 | 19 | 3 | 8 | 27 | 29 | | 56 |
| LOUISVILLE | 34-76 | .447 | 7-20 | .350 | 13-18 | .722 | 21 | 30 | 51 | 14-0 | 20 | 10 | 9 | 9 | 42 | 46 | | 88 |
| Old Dominion | 22-58 | .379 | 3-16 | .188 | 15-32 | .469 | 13 | 38 | 51 | 28-1 | 12 | 22 | 6 | 5 | 24 | 25 | 13 | 62 |
| LOUISVILLE | 19-64 | .297 | 8-20 | .400 | 22-35 | .629 | 16 | 33 | 49 | 27-2 | 12 | 14 | 3 | 10 | 24 | 25 | 19 | 68 |
| Wichita State | 18-57 | .316 | 6-22 | .273 | 10-18 | .556 | 11 | 22 | 33 | 17-0 | 12 | 12 | 0 | 4 | 17 | 35 | | 52 |
| LOUISVILLE | 19-52 | .365 | 7-24 | .292 | 17-23 | .739 | 12 | 34 | 46 | 22-1 | 13 | 15 | 8 | 4 | 33 | 29 | | 62 |
| Baylor | 26-49 | .531 | 2-13 | .154 | 12-17 | .706 | 7 | 24 | 31 | 12-0 | 17 | 12 | 7 | 5 | 24 | 42 | | 66 |
| LOUISVILLE | 25-64 | .391 | 5-18 | .278 | 8-10 | .800 | 15 | 20 | 35 | 19-0 | 11 | 7 | 2 | 4 | 39 | 24 | | 63 |
| Purdue | 19-53 | .358 | 10-23 | .435 | 16-22 | .727 | 9 | 25 | 34 | 19-0 | 13 | 17 | 1 | 6 | 19 | 45 | | 64 |
| LOUISVILLE | 28-58 | .483 | 4-13 | .308 | 11-17 | .647 | 8 | 28 | 36 | 19-1 | 11 | 12 | 3 | 6 | 33 | 38 | | 71 |
| Grand Canyon | 23-49 | .469 | 6-12 | .500 | 18-24 | .750 | 6 | 19 | 25 | 20-0 | 7 | 13 | 3 | 2 | 37 | 33 | | 70 |
| LOUISVILLE | 29-61 | .475 | 5-15 | .333 | 16-19 | .842 | 14 | 22 | 36 | 19-0 | 15 | 10 | 4 | 5 | 36 | 43 | | 79 |
| Southern Illinois | 19-54 | .352 | 5-24 | .208 | 8-11 | .727 | 5 | 26 | 31 | 20-1 | 8 | 17 | 3 | 7 | 26 | 25 | | 51 |
| LOUISVILLE | 27-59 | .458 | 4-17 | .235 | 16-26 | .615 | 13 | 30 | 43 | 14-0 | 13 | 12 | 9 | 8 | 37 | 37 | | 74 |
| Texas Southern | 26-74 | .351 | 8-26 | .308 | 11-20 | .550 | 30 | 19 | 49 | 24-1 | 12 | 19 | 2 | 4 | 32 | 39 | | 71 |
| LOUISVILLE | 34-78 | .436 | 11-31 | .355 | 23-30 | .767 | 28 | 23 | 51 | 17-1 | 14 | 9 | 6 | 10 | 46 | 56 | | 102 |
| Eastern Kentucky | 21-59 | .356 | 6-18 | .333 | 8-15 | .533 | 10 | 21 | 31 | 17-0 | 12 | 17 | 3 | 8 | 16 | 40 | | 56 |
| LOUISVILLE | 30-62 | .484 | 10-24 | .417 | 17-21 | .810 | 14 | 33 | 47 | 16-0 | 19 | 16 | 14 | 7 | 36 | 51 | | 87 |
| Kentucky | 23-58 | .397 | 5-22 | .227 | 19-29 | .655 | 11 | 25 | 36 | 20-0 | 10 | 13 | 4 | 7 | 40 | 30 | | 70 |
| LOUISVILLE | 26-60 | .433 | 6-14 | .429 | 15-20 | .750 | 12 | 28 | 40 | 23-0 | 10 | 14 | 5 | 4 | 39 | 34 | | 73 |
| Virginia | 24-49 | .490 | 2-8 | .250 | 11-14 | .786 | 8 | 23 | 31 | 19-0 | 12 | 14 | 0 | 7 | 36 | 25 | | 61 |
| LOUISVILLE | 19-44 | .432 | 2-14 | 14.3 | 13-22 | .591 | 8 | 18 | 26 | 15-0 | 7 | 14 | 2 | 5 | 21 | 32 | | 53 |
| Indiana | 19-59 | .322 | 4-21 | .190 | 20-29 | .690 | 19 | 20 | 39 | 17-0 | 8 | 14 | 2 | 6 | 27 | 35 | | 62 |
| LOUISVILLE | 27-51 | .529 | 8-10 | .421 | 15-18 | .833 | 6 | 22 | 28 | 23-0 | 14 | 10 | 5 | 7 | 39 | 38 | | 77 |

Specialty Stats Game-by-Game (UL/Opp)

| Opponent | Date | Paint | Off TO | 2nd Chnc | Fast Brk | Bench | Opponent | Date | Paint | Off TO | 2nd Chnc | Fast Brk | Bench |
|------------------|----------|-------|--------|----------|----------|-------|-------------------|----------|-------|--------|----------|----------|-------|
| Evansville | 11/11/16 | 46/20 | 20/12 | 23/4 | 7/6 | 26/19 | Grand Canyon | 12/3/16 | 44/22 | 18/7 | 10/5 | 4/6 | 38/5 |
| William & Mary | 11/14/16 | 46/22 | 22/5 | 14/13 | 10/4 | 37/23 | Southern Illinois | 12/7/16 | 40/22 | 17/10 | 13/3 | 6/8 | 22/4 |
| Long Beach State | 11/17/16 | 42/20 | 25/12 | 19/12 | 0/4 | 40/18 | Texas Southern | 12/10/16 | 38/32 | 28/11 | 30/25 | 6/6 | 43/8 |
| Old Dominion | 11/23/16 | 20/34 | 17/11 | 18/13 | 4/4 | 12/15 | Eastern Kentucky | 12/17/16 | 38/26 | 21/14 | 16/4 | 18/6 | 42/17 |
| Wichita State | 11/24/16 | 18/20 | 8/9 | 16/16 | 5/2 | 21/24 | Kentucky | 12/21/16 | 34/32 | 8/13 | 11/4 | 8/12 | 6/12 |
| Baylor | 11/25/16 | 38/46 | 11/9 | 13/5 | 9/10 | 18/36 | Virginia | 12/28/16 | 26/26 | 13/18 | 6/8 | 4/8 | 26/29 |
| Purdue | 11/30/16 | 32/18 | 11/13 | 14/11 | 2/4 | 28/23 | Indiana | 12/31/16 | 30/30 | 19/8 | 5/21 | 4/2 | 39/21 |



2016-17 Louisville Men's Basketball LOUISVILLE Team Game-by-Game Comparison (as of Dec 31, 2016) All games



| Opponent | 1st | 2nd | Score | Mar | Total FG | FG Pct | 3-Pointers | 3FG Pct | Free Throws | FT Pct | Rebounds | Assist | T/Over | Block | Steal | Fouls |
|-------------------|-------|-------|--------|-----|-------------|-----------|------------|-----------|-------------|-----------|------------|--------|--------|-------|-------|-------|
| EVANSVILLE | 43/27 | 35/20 | 78-47 | +31 | 30-63/16-57 | .476/.281 | 3-15/4-15 | .200/.267 | 15-27/11-20 | .556/.550 | 52/29 +23 | 15/6 | 12/13 | 10/2 | 10/7 | 17/18 |
| WILLIAM & MARY | 44/31 | 47/27 | 91-58 | +33 | 33-72/19-61 | .458/.311 | 10-28/6-29 | .357/.207 | 15-25/14-27 | .600/.519 | 49/42 +7 | 21/11 | 9/16 | 11/3 | 10/2 | 23/21 |
| LONG BEACH ST | 42/27 | 46/29 | 88-56 | +32 | 34-76/18-61 | .447/.295 | 7-20/6-18 | .350/.333 | 13-18/14-17 | .722/.824 | 51/37 +14 | 20/6 | 10/19 | 9/3 | 9/8 | 14/20 |
| Old Dominion | 24/24 | 25/25 | 68-62 | +6 | 19-64/22-58 | .297/.379 | 8-20/3-16 | .400/.188 | 22-35/15-32 | .629/.469 | 49/51 (2) | 12/12 | 14/22 | 3/6 | 10/5 | 27/28 |
| Wichita State | 33/17 | 29/35 | 62-52 | +10 | 19-52/18-57 | .365/.316 | 7-24/6-22 | .292/.273 | 17-23/10-18 | .739/.556 | 46/33 +13 | 13/12 | 15/12 | 8/0 | 4/4 | 22/17 |
| Baylor | 39/24 | 24/42 | 63-66 | (3) | 25-64/26-49 | .391/.531 | 5-18/2-13 | .278/.154 | 8-10/12-17 | .800/.706 | 35/31 +4 | 11/17 | 7/12 | 2/7 | 4/5 | 19/12 |
| PURDUE | 33/19 | 38/45 | 71-64 | +7 | 28-58/19-53 | .483/.358 | 4-13/10-23 | .308/.435 | 11-17/16-22 | .647/.727 | 36/34 +2 | 11/13 | 12/17 | 3/1 | 6/6 | 19/19 |
| Grand Canyon | 36/37 | 43/33 | 79-70 | +9 | 29-61/23-49 | .475/.469 | 5-15/6-12 | .333/.500 | 16-19/18-24 | .842/.750 | 36/25 +11 | 15/7 | 10/13 | 4/3 | 5/2 | 19/20 |
| SOUTHERN ILLINOIS | 37/26 | 37/25 | 74-51 | +23 | 27-59/19-54 | .458/.352 | 4-17/5-24 | .235/.208 | 16-26/8-11 | .615/.727 | 43/31 +12 | 13/8 | 12/17 | 9/3 | 8/7 | 14/20 |
| TEXAS SOUTHERN | 46/32 | 56/39 | 102-71 | +31 | 34-78/26-74 | .436/.351 | 11-31/8-26 | .355/.308 | 23-30/11-20 | .767/.550 | 51/49 +2 | 14/12 | 9/19 | 6/2 | 10/4 | 17/24 |
| EASTERN KENTUCKY | 36/16 | 51/40 | 87-56 | +31 | 30-62/21-59 | .484/.356 | 10-24/6-18 | .417/.333 | 17-21/8-15 | .810/.533 | 47/31 +16 | 19/12 | 16/17 | 14/3 | 7/8 | 16/17 |
| KENTUCKY | 39/40 | 34/30 | 73-70 | +3 | 26-60/23-58 | .433/.397 | 6-14/5-22 | .429/.227 | 15-20/19-29 | .750/.655 | 40/36 +4 | 10/10 | 14/13 | 5/4 | 4/7 | 23/20 |
| VIRGINIA | 21/36 | 32/25 | 53-61 | (8) | 19-44/24-49 | .432/.490 | 2-14/2-8 | .143/.250 | 13-22/11-14 | .591/.786 | 26/31 (5) | 7/12 | 14/14 | 2/0 | 5/7 | 15/19 |
| Indiana | 39/27 | 38/35 | 77-62 | +15 | 27-51/19-59 | .529/.322 | 8-19/4-21 | .421/.190 | 15-18/20-29 | .833/.690 | 28/39 (11) | 14/8 | 10/14 | 5/2 | 7/6 | 23/17 |

Note: Game totals are displayed in the format TEAM/OPPONENT for each category

2016-17 Louisville Men's Basketball Team Superlatives

| Louisville High | Louisville Low | Statistical Category | Opponent High | Opponent Low |
|---|-------------------------------------|-------------------------|--------------------------------|------------------------------------|
| 102 vs. Texas Southern (12/10) | 53 vs. Virginia (12/28) | Points | 71 by Texas Southern (12/10) | 47 by Evansville (11/11) |
| 46 vs. Texas Southern (12/10) | 21 vs. Virginia (12/28) | First Half Points | 40 by Kentucky (12/21) | 16 by Eastern Ky. (12/17) |
| 56 vs. Texas Southern (12/10) | 24 vs. Baylor (11/25) | Second Half Points | 45 by Purdue (11/30) | 20 by Evansville (11/11) |
| 34 vs. Long Beach St. (11/17) | 19 three times | Field Goals | 26 by Baylor (11/25) | 16 by Evansville (11/11) |
| vs. Texas Southern (12/10) | <i>latest:</i> vs. Virginia (12/28) | | by Texas Southern (12/10) | |
| 78 vs. Texas Southern (12/10) | 44 vs. Virginia (12/28) | Field Goal Attempts | 74 by Texas Southern (12/10) | 49 three times |
| | | | | <i>latest:</i> by Virginia (12/28) |
| .529 vs. Indiana (12/31) | .297 vs. Old Dominion (11/23) | FG Percentage | .521 by Baylor (11/25) | .281 by Evansville (11/11) |
| 11 vs. Texas Southern (12/10) | 2 vs. Virginia (12/28) | 3-Point Field Goals | 10 by Purdue (11/30) | 2 by Baylor, Virginia |
| 31 vs. Texas Southern (12/10) | 13 vs. Purdue (11/30) | 3-Point Field Goal Att. | 29 by William & Mary (11/14) | 8 by Virginia (12/28) |
| .429 vs. Kentucky (12/21) | .43 vs. Virginia (12/28) | 3-Point FG Percentage | .500 by Grand Canyon (12/3) | .154 by Baylor (11/25) |
| 23 vs. Texas Southern (12/10) | 8 vs. Baylor (11/25) | Free Throws | 20 by Indiana (12/31) | 8 by Southern Illinois (12/7) |
| | | | | by Eastern Ky. (12/17) |
| 35 vs. Old Dominion (11/23) | 10 vs. Baylor (11/25) | Free Throw Attempts | 32 by Old Dominion (11/23) | 11 by Southern Illinois (12/7) |
| .842 vs. Grand Canyon (12/3) | .556 vs. Evansville (11/11) | Free Throw Percentage | .824 by Long Beach St. (11/17) | .469 by Old Dominion (11/23) |
| 28 vs. Texas Southern (12/10) | 6 vs. Indiana (12/31) | Offensive Rebounds | 30 by Texas Southern (12/10) | 5 by Southern Illinois (12/7) |
| 34 vs. Wichita State (11/24) | 18 vs. Virginia (12/28) | Defensive Rebounds | 38 by Old Dominion (11/23) | 17 by Long Beach St. (11/17) |
| 52 vs. Evansville (11/11) | 26 vs. Virginia (12/28) | Total Rebounds | 51 by Old Dominion (11/23) | 25 by Grand Canyon (12/3) |
| 27 vs. Old Dominion (11/23) | 14 vs. Long Beach St. (11/17) | Fouls | 28 by Old Dominion (11/23) | 12 by Baylor (11/25) |
| | vs. Southern Illinois (12/7) | | | |
| 21 vs. William & Mary (11/14) | 7 vs. Virginia (12/28) | Assists | 17 by Baylor (11/25) | 6 by Evansville, Long Beach St. |
| 16 vs. Eastern Ky. (12/17) | 7 vs. Baylor (11/25) | Turnovers | 22 by Old Dominion (11/23) | 12 by Wichita State, Baylor |
| 14 vs. Eastern Ky. (12/17) | 2 vs. Baylor, Virginia | Blocked Shots | 7 by Baylor (11/25) | 0 by Wichita State, Virginia |
| 10 four times | 4 three times | Steals | 8 by Long Beach St. (11/17) | 2 by William & Mary (11/14) |
| <i>latest:</i> vs. Texas Southern (12/10) | <i>latest:</i> vs. Kentucky (12/21) | | by Eastern Ky. (12/17) | by Grand Canyon (12/3) |

2016-17 Louisville Men's Basketball Individual Superlatives

| | Louisville | Opponent |
|----------------------------------|--|--|
| Points | 25 by Donovan Mitchell vs. Indiana (12/31) | 42 by DeWayne Russell, Grand Canyon (12/3) |
| Field Goals Made | 10 by Quentin Snider vs. Kentucky (12/21) | 14 by DeWayne Russell, Grand Canyon (12/3) |
| Field Goals Attempted | 19 by Quentin Snider vs. Kentucky (12/21) | 30 by D. Jefferson, Texas Southern (12/10) |
| Highest FG Pct. (min. 5 made) | 100 three times | .833 (5-6) by Edrice Adebayo, Kentucky (12/21) |
| | <i>latest:</i> (5-5) by Jaylen Johnson vs. Indiana (12/31) | |
| 3-Point Field Goals Made | 4 by Quentin Snider vs. William & Mary (11/14) | 3 seven times |
| | by Donovan Mitchell vs. Indiana (12/31) | <i>latest:</i> by D. Jefferson, Texas Southern (12/10) |
| 3-Point Field Goals Attempted | 9 by Quentin Snider vs. William & Mary (11/14) | 10 by Demontrae Jefferson, Texas Southern (12/10) |
| | by Donovan Mitchell vs. Texas Southern (12/10) | |
| 3-Point FG Pct. (min. 3 made) | 1.000 (3-3) by V.J. King vs. William & Mary (11/14) | 100 (3-3) by Ryan Cline, Purdue (11/30) |
| Free Throws Made | 7 by Deng Adel vs. William & Mary (11/14) | 11 by DeWayne Russell, Grand Canyon (12/3) |
| | by Quentin Snider vs. Old Dominion (11/23) | |
| Free Throws Attempted | 11 by Quentin Snider vs. Old Dominion (11/23) | 16 by DeWayne Russell, Grand Canyon (12/3) |
| Free Throw Pct. (min. 8 made) | none | .688 (11-16) by DeWayne Russell, Grand Canyon (12/3) |
| Offensive Rebounds | 7 by Jaylen Johnson vs. Evansville (11/11) | 15 by Derrick Griffin, Texas Southern (12/10) |
| Defensive Rebounds | 10 by Deng Adel vs. Southern Illinois (12/7) | 11 by Derrick Griffin, Texas Southern (12/10) |
| Total Rebounds | 14 by Jaylen Johnson vs. Evansville (11/11) | 26 by Derrick Griffin, Texas Southern (12/10) |
| Turnovers | 5 by Mangok Mathiang vs. Old Dominion (11/23) | 11 by D. Jefferson, Texas Southern (12/10) |
| Assists | 6 by Quentin Snider vs. Eastern Ky. (12/17) | 7 by London Perrantes, Virginia (12/28) |
| Blocked Shots | 6 vs. Anas Mahmoud vs. Wichita State (11/24) | 6 by Jo Lual-Acuil, Baylor (11/25) |
| | vs. Jaylen Johnson vs. Southern Illinois (12/7) | |
| Steals | 7 by Donovan Mitchell vs. Old Dominion (11/23) | 3 by Ryan Taylor, Evansville (11/11) |
| Minutes Played (regulation game) | 37 by D. Adel & Q. Snider vs. Kentucky (12/21) | 40 by DeWayne Russell, Grand Canyon (12/3) |
| | | by D. Jefferson, Texas Southern (12/10) |
| Minutes Played (overtime game) | 40 by D. Mitchell & D. Adel vs. Old Dominion (11/23) | 41 by Denzell Taylor, Old Dominion (11/23) |



2016-17 Louisville Men's Basketball
LOUISVILLE Points-Rebounds-Assists (as of Dec 31, 2016)
All games



| Opponent | Date | Score | | 00 | 01 | 04 | 05 | 10 | 11 | 12 |
|-------------------|----------|--------|---|---------|------------|------------|------------|------------|------------|------------|
| | | | | KING,VJ | HICKS,TONY | SNIDER,QUE | STOCKMAN,M | JOHNSON,JA | HENDERSON, | MATHIANG,M |
| EVANSVILLE | 11/11/16 | 78-47 | w | 6-2-0 | 4-2-2 | 3-2-3 | 4-2-0 | 19-14-1 | 0-0-0 | 9-7-0 |
| WILLIAM & MARY | 11/14/16 | 91-58 | w | 17-5-0 | 4-2-3 | 13-3-4 | 0-1-0 | 13-9-0 | 3-0-0 | 3-10-2 |
| LONG BEACH ST | 11/17/16 | 88-56 | w | 8-3-0 | DNP | 4-2-5 | 0-1-1 | 14-11-0 | 2-0-1 | 11-7-0 |
| vs Old Dominion | 11/23/16 | 68-62 | w | 2-2-1 | 0-0-0 | 18-1-4 | 0-1-0 | 6-12-2 | DNP | 12-5-0 |
| vs Wichita State | 11/24/16 | 62-52 | w | 10-4-0 | DNP | 14-4-3 | 0-1-0 | 1-6-0 | DNP | 1-2-0 |
| vs Baylor | 11/25/16 | 63-66 | L | 5-2-0 | DNP | 14-2-3 | 1-1-0 | 10-6-0 | 0-0-0 | 0-5-1 |
| PURDUE | 11/30/16 | 71-64 | w | 0-2-0 | 0-1-1 | 9-2-2 | 0-0-0 | 6-2-0 | DNP | 11-8-1 |
| at Grand Canyon | 12/3/16 | 79-70 | w | 14-3-3 | DNP | 9-3-4 | 10-3-0 | 5-4-1 | DNP | 3-8-1 |
| SOUTHERN ILLINOIS | 12/7/16 | 74-51 | w | 3-3-0 | 2-0-2 | 9-1-4 | 7-2-1 | 9-10-0 | DNP | 15-6-0 |
| TEXAS SOUTHERN | 12/10/16 | 102-71 | w | 13-3-1 | 7-4-2 | 15-6-4 | 7-5-1 | 11-8-0 | 2-0-0 | 10-8-1 |
| EASTERN KENTUCKY | 12/17/16 | 87-56 | w | 9-2-0 | 10-1-1 | 13-1-6 | 0-3-0 | 10-7-0 | 0-0-1 | 0-13-4 |
| KENTUCKY | 12/21/16 | 73-70 | w | 0-0-0 | 0-2-0 | 22-6-5 | DNP | 14-6-0 | DNP | 0-5-0 |
| VIRGINIA | 12/28/16 | 53-61 | L | 6-4-0 | 8-0-1 | 8-1-1 | DNP | 4-3-0 | DNP | 0-5-1 |
| vs Indiana | 12/31/16 | 77-62 | w | 2-1-0 | 0-2-0 | 7-1-3 | 0-0-0 | 13-7-2 | DNP | 1-1-0 |

| Opponent | Date | Score | | 13 | 14 | 15 | 22 | 23 | 30 | 45 |
|-------------------|----------|--------|---|------------|------------|------------|-----------|------------|------------|------------|
| | | | | SPALDING,R | MAHMOUD,AN | SHARPE,TYL | ADEL,DENG | LEVITCH,DA | MCMAHON,RY | MITCHELL,D |
| EVANSVILLE | 11/11/16 | 78-47 | w | 2-4-1 | 10-5-1 | 0-0-0 | 6-5-2 | 0-3-2 | 0-0-0 | 15-5-3 |
| WILLIAM & MARY | 11/14/16 | 91-58 | w | 10-4-0 | 2-3-1 | DNP | 16-5-5 | 1-1-0 | 0-0-3 | 9-5-3 |
| LONG BEACH ST | 11/17/16 | 88-56 | w | 10-6-3 | 8-8-1 | 0-0-0 | 11-3-3 | 6-1-0 | 6-3-5 | 8-6-1 |
| vs Old Dominion | 11/23/16 | 68-62 | w | 5-5-0 | 2-2-0 | DNP | 5-2-3 | 3-4-0 | 0-0-0 | 15-7-2 |
| vs Wichita State | 11/24/16 | 62-52 | w | 4-9-1 | 5-5-1 | DNP | 11-2-1 | 2-0-2 | 0-1-0 | 14-8-5 |
| vs Baylor | 11/25/16 | 63-66 | L | 6-4-0 | 2-0-2 | DNP | 4-5-1 | 2-1-0 | 2-0-0 | 17-8-4 |
| PURDUE | 11/30/16 | 71-64 | w | 11-9-1 | 9-1-2 | DNP | 9-5-2 | 2-0-0 | 6-1-1 | 8-5-1 |
| at Grand Canyon | 12/3/16 | 79-70 | w | 14-3-3 | DNP | DNP | 15-3-0 | 0-2-2 | 0-0-0 | 9-4-1 |
| SOUTHERN ILLINOIS | 12/7/16 | 74-51 | w | 8-4-0 | DNP | 0-0-0 | 12-12-2 | 2-0-0 | 0-0-1 | 7-3-3 |
| TEXAS SOUTHERN | 12/10/16 | 102-71 | w | 2-0-0 | DNP | 0-1-0 | 11-6-1 | 4-3-1 | 8-1-0 | 12-5-3 |
| EASTERN KENTUCKY | 12/17/16 | 87-56 | w | 8-5-1 | 6-4-0 | 0-0-1 | 7-3-3 | 6-0-2 | 3-1-0 | 15-7-0 |
| KENTUCKY | 12/21/16 | 73-70 | w | 6-7-1 | 0-3-1 | DNP | 18-6-2 | 0-1-0 | DNP | 13-4-1 |
| VIRGINIA | 12/28/16 | 53-61 | L | 3-6-1 | 7-3-2 | DNP | 8-2-1 | DNP | 2-0-0 | 7-2-0 |
| vs Indiana | 12/31/16 | 77-62 | w | 2-3-0 | 10-2-2 | DNP | 17-4-4 | 0-0-0 | DNP | 25-3-3 |



2016-17 Louisville Men's Basketball
LOUISVILLE Game-by-Game Highs (as of Dec 31, 2016)
All games



| Opponent | Date | Score | Points | Rebounds | Assists | Steals | Blocked shots |
|-------------------|----------|--------|--|--------------------------------------|--|--|--|
| EVANSVILLE | 11/11/16 | 78-47 | 19-JOHNSON, Jaylen | 14-JOHNSON, Jaylen | 3-MITCHELL, Donov SNIDER, Quentin | 4-MITCHELL, Donov | 3-JOHNSON, Jayle MAHMOUD, Anas |
| WILLIAM & MARY | 11/14/16 | 91-58 | 17-KING, V.J. | 10-MATHIANG, Mang | 5-ADEL, Deng | 4-ADEL, Deng | 5-MATHIANG, Mar |
| LONG BEACH ST | 11/17/16 | 88-56 | 14-JOHNSON, Jaylen | 11-JOHNSON, Jaylen | 5-SNIDER, Quentin McMAHON, Ryan | 2-MATHIANG, Mango SPALDING, Ray MITCHELL, Donova | 2-SPALDING, Ray MAHMOUD, Anas |
| vs Old Dominion | 11/23/16 | 68-62 | 18-SNIDER, Quentin | 12-JOHNSON, Jaylen | 4-SNIDER, Quentin | 7-MITCHELL, Donov | 2-SPALDING, Ray |
| vs Wichita State | 11/24/16 | 62-52 | 14-MITCHELL, Donov SNIDER, Quentin | 9-SPALDING, Ray | 5-MITCHELL, Donov | 3-MITCHELL, Donov | 6-MAHMOUD, Ana |
| vs Baylor | 11/25/16 | 63-66 | 17-MITCHELL, Donov | 8-MITCHELL, Donov | 4-MITCHELL, Donov | 1-MAHMOUD, Anas MITCHELL, Donova ADEL, Deng MATHIANG, Mango | 1-MAHMOUD, Ana MATHIANG, Man |
| PURDUE | 11/30/16 | 71-64 | 11-MATHIANG, Mang SPALDING, Ray | 9-SPALDING, Ray | 2-SNIDER, Quentin MAHMOUD, Anas ADEL, Deng | 1-MATHIANG, Mango ADEL, Deng MITCHELL, Donova MAHMOUD, Anas JOHNSON, Jaylen McMAHON, Ryan | 1-SPALDING, Ray MAHMOUD, Anas MITCHELL, Dono |
| at Grand Canyon | 12/3/16 | 79-70 | 15-ADEL, Deng | 8-MATHIANG, Mango | 4-SNIDER, Quentin | 2-LEVITCH, David | 2-MATHIANG, Mar |
| SOUTHERN ILLINOIS | 12/7/16 | 74-51 | 15-MATHIANG, Mang | 12-ADEL, Deng | 4-SNIDER, Quentin | 2-HICKS, Tony SPALDING, Ray MITCHELL, Donova | 6-JOHNSON, Jayle |
| TEXAS SOUTHERN | 12/10/16 | 102-71 | 15-SNIDER, Quentin | 8-JOHNSON, Jaylen MATHIANG, Mango | 4-SNIDER, Quentin | 4-MITCHELL, Donov | 3-ADEL, Deng |
| EASTERN KENTUCKY | 12/17/16 | 87-56 | 15-MITCHELL, Donov | 13-MATHIANG, Mang | 6-SNIDER, Quentin | 2-MAHMOUD, Anas SPALDING, Ray | 5-MAHMOUD, Ana |
| KENTUCKY | 12/21/16 | 73-70 | 22-SNIDER, Quentin | 7-SPALDING, Ray | 5-SNIDER, Quentin | 2-SNIDER, Quentin | 2-MAHMOUD, Ana MATHIANG, Man |
| VIRGINIA | 12/28/16 | 53-61 | 8-ADEL, Deng SNIDER, Quentin HICKS, Tony | 6-SPALDING, Ray | 2-MAHMOUD, Anas | 1-HICKS, Tony MITCHELL, Donova JOHNSON, Jaylen MATHIANG, Mango ADEL, Deng | 2-MAHMOUD, Ana |
| vs Indiana | 12/31/16 | 77-62 | 25-MITCHELL, Donov | 7-JOHNSON, Jaylen | 4-ADEL, Deng | 3-SNIDER, Quentin | 3-MAHMOUD, Ana |

2016-17 Box Scores

Louisville 109, Kentucky Wesleyan 71 (exhibition) Nov. 3, 2016 -- KFC YUM! CENTER

Louisville 109

| Player | min | FG | 3FG | FT | Reb | Ast | TO | BL | ST | PF | TP |
|-----------|------|-------|------|-------|-----|-----|----|----|----|----|-----|
| Johnson | f 21 | 6-6 | 0-0 | 3-6 | 6 | 2 | 2 | 0 | 0 | 4 | 15 |
| Adel | f 23 | 5-7 | 1-1 | 5-5 | 7 | 3 | 3 | 0 | 0 | 1 | 16 |
| Mahmoud | c 19 | 3-7 | 0-0 | 0-0 | 1 | 1 | 0 | 2 | 1 | 1 | 6 |
| Snider | g 27 | 5-9 | 4-6 | 0-0 | 3 | 2 | 2 | 0 | 1 | 1 | 14 |
| Mitchell | g 21 | 4-9 | 0-3 | 3-4 | 5 | 4 | 1 | 1 | 2 | 3 | 11 |
| King | 16 | 2-3 | 1-1 | 3-4 | 3 | 0 | 1 | 0 | 0 | 2 | 8 |
| Hicks | 15 | 1-4 | 0-1 | 1-2 | 3 | 5 | 0 | 0 | 0 | 2 | 3 |
| Stockman | 8 | 2-5 | 0-0 | 3-4 | 4 | 2 | 1 | 0 | 0 | 2 | 7 |
| Henderson | 1 | 0-0 | 0-0 | 0-0 | 0 | 0 | 0 | 0 | 0 | 0 | 0 |
| Mathiang | 13 | 3-3 | 0-0 | 1-2 | 5 | 1 | 0 | 1 | 1 | 4 | 7 |
| Spalding | 19 | 4-6 | 0-0 | 0-0 | 4 | 0 | 4 | 2 | 2 | 0 | 8 |
| Levitich | 8 | 0-1 | 0-1 | 0-0 | 0 | 1 | 0 | 0 | 0 | 2 | 0 |
| McMahon | 9 | 4-5 | 3-4 | 3-4 | 1 | 0 | 0 | 0 | 1 | 2 | 14 |
| Team | | | | | 1 | | | | | | |
| Totals | 200 | 39-65 | 9-17 | 22-31 | 43 | 21 | 14 | 6 | 8 | 24 | 109 |

Total FG% 1st H: 20-36 55.6% 2nd H: 19-29 65.5% Game: 60.0%
 3-Pt. FG% 1st H: 3- 8 37.5% 2nd H: 6- 9 66.7% Game: 52.9%
 FThrow % 1st H: 8-10 80.0% 2nd H: 14-21 66.7% Game: 71.0%

Kentucky Wesleyan 71

| Player | min | FG | 3FG | FT | Reb | Ast | TO | BL | ST | PF | TP |
|------------|-----|-------|------|-------|-----|-----|----|----|----|----|----|
| Williams | 26 | 5-12 | 0-4 | 2-2 | 5 | 1 | 1 | 0 | 0 | 5 | 12 |
| Hatton | 28 | 4-9 | 2-4 | 1-1 | 2 | 0 | 1 | 0 | 0 | 2 | 11 |
| Foster | 16 | 0-2 | 0-0 | 4-4 | 0 | 0 | 0 | 0 | 0 | 0 | 4 |
| Jacks | 30 | 5-8 | 0-0 | 3-7 | 11 | 3 | 4 | 0 | 0 | 4 | 13 |
| Bosley | 32 | 3-12 | 1-5 | 7-9 | 2 | 2 | 1 | 0 | 0 | 0 | 14 |
| Lindsey | 22 | 1-2 | 0-1 | 4-5 | 4 | 5 | 5 | 0 | 0 | 4 | 6 |
| Noffsinger | 2 | 0-0 | 0-0 | 0-0 | 0 | 1 | 0 | 0 | 0 | 0 | 0 |
| Stanford | 14 | 2-5 | 0-0 | 0-1 | 2 | 0 | 1 | 1 | 0 | 4 | 4 |
| Lukens | 2 | 0-0 | 0-0 | 0-0 | 0 | 0 | 0 | 0 | 0 | 0 | 0 |
| Derkson | 14 | 2-4 | 1-3 | 0-0 | 1 | 1 | 1 | 0 | 0 | 2 | 5 |
| Vigilance | 14 | 1-5 | 0-0 | 0-1 | 2 | 0 | 1 | 0 | 4 | 5 | 2 |
| Team | | | | | 1 | | 1 | | | | |
| Totals | 200 | 23-59 | 4-18 | 21-30 | 30 | 13 | 20 | 1 | 4 | 26 | 71 |

Total FG% 1st H: 10-28 35.7% 2nd H: 13-31 41.9% Game: 39.0%
 3-Pt. FG% 1st H: 4-11 36.4% 2nd H: 0- 7 0.0% Game: 22.2%
 F Throw % 1st H: 7-10 70.0% 2nd H: 14-20 70.0% Game: 70.0%

| Score by Periods | 1st | 2nd | Total | Attendance: |
|------------------|-----|-----|-------|-----------------|
| Ky. Wesleyan | 31 | 40 | 71 | 15,836 |
| Louisville | 51 | 58 | 109 | Ties: 0 |
| | | | | Lead Changes: 0 |

Louisville 81, Bellarmine 60 (exhibition) Nov. 7, 2016 -- KFC YUM! CENTER

Louisville 81

| Player | min | FG | 3FG | FT | Reb | Ast | TO | BL | ST | PF | TP |
|-----------|------|-------|------|-------|-----|-----|----|----|----|----|----|
| Johnson | f 26 | 3-8 | 0-0 | 0-0 | 11 | 0 | 3 | 1 | 2 | 1 | 6 |
| Adel | f 22 | 5-9 | 1-3 | 2-2 | 3 | 2 | 1 | 0 | 0 | 3 | 13 |
| Mathiang | c 23 | 1-3 | 0-0 | 0-0 | 5 | 2 | 1 | 0 | 0 | 1 | 2 |
| Snider | g 28 | 4-11 | 3-6 | 0-0 | 3 | 4 | 1 | 0 | 0 | 2 | 11 |
| Mitchell | g 17 | 4-6 | 3-4 | 2-2 | 2 | 1 | 1 | 0 | 0 | 2 | 13 |
| King | 15 | 3-6 | 0-0 | 0-1 | 2 | 0 | 0 | 0 | 0 | 2 | 6 |
| Hicks | 12 | 5-8 | 0-1 | 2-4 | 2 | 2 | 1 | 0 | 0 | 1 | 12 |
| Henderson | 3 | 0-1 | 0-1 | 0-0 | 0 | 0 | 0 | 0 | 0 | 0 | 0 |
| Spalding | 14 | 1-4 | 0-0 | 2-2 | 3 | 1 | 2 | 2 | 3 | 4 | 10 |
| Mahmoud | 17 | 1-3 | 0-0 | 0-0 | 6 | 1 | 1 | 0 | 1 | 1 | 2 |
| Levitich | 15 | 3-4 | 1-2 | 2-2 | 0 | 0 | 0 | 0 | 0 | 0 | 9 |
| McMahon | 8 | 1-2 | 1-2 | 0-2 | 0 | 0 | 0 | 0 | 1 | 2 | 3 |
| Team | | | | | 0 | | | | | | |
| Totals | 200 | 31-65 | 9-19 | 10-15 | 37 | 11 | 12 | 4 | 7 | 17 | 81 |

Total FG% 1st H: 18-34 52.9% 2nd H: 13-31 41.9% Game: 47.7%
 3-Pt. FG% 1st H: 7-14 50.0% 2nd H: 2- 5 40.0% Game: 47.4%
 FThrow % 1st H: 6-11 54.5% 2nd H: 4- 4 100% Game: 66.7%

Bellarmine 60

| Player | min | FG | 3FG | FT | Reb | Ast | TO | BL | ST | PF | TP |
|------------|------|-------|------|-------|-----|-----|----|----|----|----|----|
| Knott | f 26 | 6-7 | 2-2 | 1-2 | 4 | 0 | 3 | 0 | 1 | 1 | 15 |
| Eberhard | f 33 | 6-14 | 0-2 | 0-2 | 5 | 4 | 3 | 1 | 0 | 0 | 12 |
| Davis | g 33 | 2-3 | 0-0 | 3-6 | 7 | 3 | 0 | 0 | 4 | 7 | 7 |
| Troutman | g 35 | 2-10 | 1-5 | 4-4 | 9 | 1 | 4 | 0 | 2 | 3 | 9 |
| Coles | g 21 | 3-3 | 2-2 | 0-0 | 3 | 2 | 1 | 0 | 2 | 2 | 8 |
| Cook | 13 | 0-2 | 0-1 | 0-0 | 3 | 1 | 0 | 1 | 0 | 1 | 0 |
| Ramser | 3 | 0-1 | 0-0 | 0-0 | 1 | 0 | 2 | 0 | 0 | 0 | 0 |
| Jenkins | 20 | 2-9 | 1-3 | 2-2 | 1 | 2 | 4 | 0 | 1 | 2 | 7 |
| Bach | 9 | 0-1 | 0-0 | 0-0 | 1 | 0 | 1 | 0 | 0 | 1 | 0 |
| Hunter | 3 | 0-0 | 0-0 | 0-0 | 1 | 0 | 0 | 0 | 0 | 0 | 0 |
| Schurfranz | 1 | 0-0 | 0-0 | 0-0 | 0 | 0 | 0 | 0 | 0 | 0 | 0 |
| Taylor | 3 | 1-1 | 0-0 | 0-0 | 0 | 0 | 0 | 0 | 0 | 0 | 2 |
| Team | | | | | 0 | | 2 | | | | |
| Totals | 200 | 22-51 | 6-15 | 10-14 | 34 | 17 | 23 | 2 | 6 | 14 | 60 |

Total FG% 1st H: 3-16 18.8% 2nd H: 19-35 54.3% Game: 43.1%
 3-Pt. FG% 1st H: 1- 7 14.3% 2nd H: 5- 8 62.5% Game: 40.0%
 F Throw % 1st H: 10-13 76.9% 2nd H: 0- 1 0.0% Game: 66.7%

| Score by Periods | 1st | 2nd | Total | Attendance: |
|------------------|-----|-----|-------|-----------------|
| Bellarmine | 17 | 43 | 60 | 16,437 |
| Louisville | 49 | 32 | 81 | Ties: 0 |
| | | | | Lead Changes: 0 |

Louisville 78, Evansville 47 Nov. 11, 2016 -- KFC YUM! CENTER

Louisville 78

| Player | min | FG | 3FG | FT | Reb | Ast | TO | BL | ST | PF | TP |
|-----------|------|-------|------|-------|-----|-----|----|----|----|----|----|
| Johnson | f 24 | 9-11 | 1-1 | 0-2 | 14 | 1 | 3 | 3 | 0 | 0 | 19 |
| Adel | f 23 | 1-8 | 0-3 | 4-5 | 5 | 2 | 1 | 0 | 1 | 0 | 6 |
| Mathiang | c 20 | 4-10 | 0-0 | 1-2 | 7 | 0 | 1 | 2 | 0 | 2 | 9 |
| Snider | g 18 | 0-1 | 0-1 | 3-4 | 2 | 3 | 1 | 0 | 0 | 3 | 3 |
| Mitchell | g 26 | 6-11 | 2-6 | 1-2 | 5 | 3 | 3 | 0 | 4 | 0 | 15 |
| King | 14 | 0-1 | 0-1 | 6-8 | 2 | 0 | 0 | 1 | 0 | 1 | 6 |
| Hicks | 18 | 2-5 | 0-1 | 0-2 | 2 | 2 | 1 | 0 | 2 | 0 | 4 |
| Stockman | 3 | 2-3 | 0-0 | 0-2 | 2 | 0 | 0 | 0 | 0 | 1 | 4 |
| Henderson | 3 | 0-0 | 0-0 | 0-0 | 0 | 0 | 0 | 0 | 0 | 0 | 0 |
| Spalding | 15 | 1-4 | 0-1 | 0-0 | 4 | 1 | 1 | 1 | 1 | 5 | 2 |
| Mahmoud | 17 | 5-5 | 0-0 | 0-0 | 5 | 1 | 1 | 3 | 1 | 2 | 10 |
| Sharpe | 1 | 0-0 | 0-0 | 0-0 | 0 | 0 | 0 | 0 | 0 | 0 | 0 |
| Levitich | 12 | 0-2 | 0-0 | 0-0 | 3 | 2 | 0 | 0 | 1 | 0 | 0 |
| McMahon | 6 | 0-2 | 0-1 | 0-0 | 0 | 0 | 0 | 0 | 0 | 3 | 0 |
| Team | | | | | 1 | | | | | | |
| Totals | 200 | 30-63 | 3-15 | 15-27 | 52 | 15 | 12 | 10 | 10 | 17 | 78 |

Total FG% 1st H: 13-28 46.4% 2nd H: 17-35 48.6% Game: 46.6%
 3-Pt. FG% 1st H: 3-10 30.0% 2nd H: 0- 5 0.0% Game: 20.0%
 FThrow % 1st H: 14-19 73.7% 2nd H: 1- 8 12.5% Game: 55.6%

Evansville 47

| Player | min | FG | 3FG | FT | Reb | Ast | TO | BL | ST | PF | TP |
|---------|------|-------|------|-------|-----|-----|----|----|----|----|----|
| Wiley | f 12 | 0-2 | 0-0 | 0-2 | 3 | 0 | 1 | 0 | 1 | 3 | 0 |
| Howard | f 21 | 1-3 | 0-0 | 0-0 | 7 | 0 | 1 | 0 | 0 | 1 | 2 |
| Taylor | g 26 | 2-14 | 1-5 | 0-0 | 5 | 1 | 3 | 1 | 3 | 3 | 5 |
| Brown | g 33 | 5-13 | 3-6 | 6-10 | 1 | 1 | 1 | 0 | 1 | 0 | 19 |
| Gibson | g 24 | 1-4 | 0-0 | 0-0 | 0 | 2 | 1 | 0 | 0 | 0 | 2 |
| Benzon | 18 | 2-4 | 0-0 | 1-2 | 3 | 0 | 0 | 0 | 1 | 3 | 5 |
| Eaves | 9 | 0-1 | 0-1 | 0-0 | 2 | 0 | 2 | 0 | 0 | 1 | 0 |
| Hainna | 10 | 0-2 | 0-1 | 0-0 | 1 | 0 | 0 | 0 | 0 | 1 | 0 |
| Smith | 22 | 1-5 | 0-2 | 3-3 | 3 | 2 | 2 | 0 | 1 | 4 | 5 |
| Vucetic | 12 | 2-7 | 0-0 | 1-2 | 2 | 0 | 1 | 1 | 0 | 2 | 5 |
| Traore | 13 | 2-2 | 0-0 | 0-1 | 1 | 0 | 0 | 0 | 0 | 0 | 4 |
| Team | | | | | 1 | | 1 | | | | |
| Totals | 200 | 16-57 | 4-15 | 11-20 | 29 | 6 | 13 | 2 | 7 | 18 | 47 |

Total FG% 1st H: 10-34 29.4% 2nd H: 6-23 26.1% Game: 28.1%
 3-Pt. FG% 1st H: 4-11 36.4% 2nd H: 0- 4 0.0% Game: 26.7%
 F Throw % 1st H: 3- 5 60.0% 2nd H: 8-15 53.3% Game: 55.0%

| Score by Periods | 1st | 2nd | Total | Attendance: |
|------------------|-----|-----|-------|------------------|
| Evansville | 27 | 20 | 47 | 21,129 |
| Louisville | 43 | 35 | 78 | Ties: 5 |
| | | | | Lead Changes: 10 |

Louisville 91, William & Mary 58 Nov. 14, 2016 -- KFC YUM! CENTER

Louisville 91

| Player | min | FG | 3FG | FT | Reb | Ast | TO | BL | ST | PF | TP |
|----------|------|------|-----|-----|-----|-----|----|----|----|----|----|
| Johnson | f 25 | 5-8 | 0-0 | 3-4 | 9 | 0 | 1 | 0 | 1 | 3 | 13 |
| Adel | f 27 | 4-9 | 1-5 | 7-7 | 5 | 5 | 0 | 4 | 1 | 1 | 16 |
| Mathiang | c 23 | 1-2 | 0-0 | 1-6 | 10 | 2 | 0 | 5 | 0 | 1 | 3 |
| Snider | g 26 | 4-11 | 4-9 | 1-2 | 3 | 4 | 2 | 0 | 0 | 1 | 13 |
| Mitchell | g 29 | 4-10 | 1-5 | 0-0 | 5 | 3 | 2 | 4 | 1 | 3 | 9 |
| King | 17 | 7-11 | | | | | | | | | |

2016-17 Box Scores

Louisville 62, Wichita State 52 Nov. 24, 2016 -- Paradise Island, Bahamas Battle 4 Atlantis

| Louisville 62 | | | | | | | | | | | | |
|---------------|------|-------|------|-------|-----|-----|----|----|----|----|----|--|
| Player | min | FG | 3FG | FT | Reb | Ast | TO | BL | ST | PF | TP | |
| Johnson | f 14 | 0-1 | 0-0 | 1-2 | 6 | 0 | 0 | 0 | 0 | 3 | 1 | |
| Adel | f 21 | 3-6 | 3-4 | 2-2 | 2 | 1 | 1 | 0 | 0 | 5 | 11 | |
| Mathiang | c 6 | 0-1 | 0-0 | 1-2 | 2 | 0 | 1 | 0 | 0 | 4 | 1 | |
| Snider | g 35 | 5-15 | 2-8 | 2-2 | 4 | 3 | 0 | 1 | 3 | 14 | | |
| Mitchell | g 35 | 3-13 | 2-8 | 2-3 | 8 | 5 | 1 | 0 | 3 | 14 | | |
| King | 20 | 2-8 | 0-3 | 6-8 | 4 | 0 | 3 | 0 | 0 | 1 | 10 | |
| Stockman | 3 | 0-0 | 0-0 | 0-0 | 1 | 0 | 0 | 0 | 0 | 0 | 0 | |
| Spalding | 25 | 2-5 | 0-0 | 0-0 | 9 | 1 | 2 | 0 | 3 | 4 | | |
| Mahmoud | 31 | 1-1 | 0-0 | 3-4 | 5 | 1 | 3 | 6 | 0 | 2 | 5 | |
| Levitich | 8 | 1-1 | 0-0 | 0-0 | 0 | 2 | 0 | 0 | 0 | 0 | 2 | |
| McMahon | 2 | 0-1 | 0-1 | 0-0 | 1 | 0 | 1 | 0 | 0 | 0 | 0 | |
| Team | | | | | 4 | | | | | | | |
| Totals | 200 | 19-52 | 7-24 | 17-23 | 46 | 13 | 15 | 8 | 4 | 22 | 62 | |

Total FG% 1st H: 12-28 42.9% 2nd H: 7-24 29.3% Game: 36.5%
 3-Pt. FG% 1st H: 4-12 33.3% 2nd H: 3-12 25.0% Game: 29.2%
 FThrow % 1st H: 6- 8 62.5% 2nd H: 12-15 80.0% Game: 73.9%

| Wichita State 52 | | | | | | | | | | | | |
|------------------|------|-------|------|-------|-----|-----|----|----|----|----|----|--|
| Player | min | FG | 3FG | FT | Reb | Ast | TO | BL | ST | PF | TP | |
| Kelly | f 19 | 0-4 | 0-1 | 0-1 | 2 | 1 | 0 | 0 | 0 | 3 | 0 | |
| Brown | f 19 | 3-8 | 1-4 | 0-2 | 2 | 1 | 1 | 0 | 1 | 1 | 7 | |
| Morris | c 30 | 5-13 | 0-1 | 0-0 | 4 | 1 | 1 | 0 | 1 | 2 | 10 | |
| Shamet | g 16 | 0-5 | 0-2 | 2-2 | 4 | 3 | 2 | 0 | 0 | 4 | 2 | |
| Frankamp | g 34 | 3-7 | 3-7 | 0-0 | 4 | 1 | 0 | 0 | 1 | 0 | 9 | |
| Smith | 13 | 1-1 | 1-1 | 0-0 | 1 | 1 | 0 | 0 | 0 | 0 | 3 | |
| Reaves | 14 | 2-6 | 1-4 | 0-0 | 2 | 1 | 1 | 0 | 0 | 0 | 5 | |
| Nuger | 14 | 1-1 | 0-0 | 1-1 | 5 | 0 | 1 | 0 | 0 | 1 | 3 | |
| Willis | 12 | 1-4 | 0-0 | 1-2 | 4 | 1 | 2 | 0 | 1 | 4 | 3 | |
| Hamilton | 2 | 0-1 | 0-0 | 0-2 | 0 | 0 | 0 | 0 | 0 | 0 | 0 | |
| McDuffie | 27 | 2-7 | 0-2 | 6-8 | 4 | 2 | 3 | 0 | 0 | 2 | 10 | |
| Team | | | | | 1 | | | | | | | |
| Totals | 200 | 18-57 | 6-22 | 10-18 | 33 | 17 | 12 | 12 | 0 | 4 | 52 | |

Total FG% 1st H: 7-26 26.9% 2nd H: 11-31 35.5% Game: 31.6%
 3-Pt. FG% 1st H: 2- 8 25.0% 2nd H: 4-14 28.6% Game: 27.3%
 F Throw % 1st H: 1- 7 14.3% 2nd H: 9-11 81.8% Game: 55.6%

| Score by Periods | | | | Attendance: 1,604 | |
|------------------|-----|-------|----|-------------------|--|
| 1st | 2nd | Total | | | |
| Wichita State | 17 | 35 | 52 | Ties: 1 | |
| Louisville | 33 | 29 | 62 | Lead Changes: 2 | |

Louisville 63, Baylor 66 Nov. 25, 2016 -- Paradise Island, Bahamas Battle 4 Atlantis Championship Game

| Louisville 63 | | | | | | | | | | | | |
|---------------|------|-------|------|------|-----|-----|----|----|----|----|----|--|
| Player | min | FG | 3FG | FT | Reb | Ast | TO | BL | ST | PF | TP | |
| Johnson | f 29 | 5-9 | 0-0 | 0-0 | 6 | 0 | 1 | 0 | 0 | 2 | 10 | |
| Adel | f 30 | 1-9 | 0-2 | 2-2 | 5 | 1 | 1 | 0 | 1 | 4 | 4 | |
| Mathiang | c 19 | 0-3 | 0-0 | 0-0 | 5 | 1 | 0 | 1 | 1 | 3 | 0 | |
| Snider | g 34 | 6-17 | 2-8 | 0-0 | 2 | 3 | 0 | 0 | 0 | 1 | 14 | |
| Mitchell | g 36 | 6-11 | 2-5 | 3-4 | 8 | 4 | 4 | 0 | 1 | 3 | 17 | |
| King | 12 | 2-5 | 1-1 | 0-0 | 2 | 0 | 2 | 0 | 0 | 0 | 5 | |
| Stockman | 1 | 0-1 | 0-0 | 1-2 | 1 | 0 | 0 | 0 | 0 | 1 | 1 | |
| Henderson | 1 | 0-0 | 0-0 | 0-0 | 0 | 0 | 0 | 0 | 0 | 0 | 0 | |
| Spalding | 16 | 3-6 | 0-1 | 0-0 | 4 | 0 | 0 | 0 | 0 | 1 | 6 | |
| Mahmoud | 14 | 1-1 | 0-0 | 0-0 | 0 | 2 | 0 | 1 | 1 | 3 | 2 | |
| Levitich | 7 | 1-1 | 0-0 | 0-0 | 1 | 0 | 0 | 0 | 0 | 1 | 2 | |
| McMahon | 1 | 0-1 | 0-1 | 2-2 | 0 | 0 | 0 | 0 | 0 | 0 | 2 | |
| Team | | | | | 4 | | | | | | | |
| Totals | 200 | 25-64 | 5-18 | 8-10 | 35 | 11 | 7 | 2 | 4 | 19 | 63 | |

Total FG% 1st H: 16-37 43.2% 2nd H: 9-27 33.3% Game: 39.1%
 3-Pt. FG% 1st H: 2-10 20.0% 2nd H: 3- 8 37.5% Game: 27.8%
 FThrow % 1st H: 5- 6 83.3% 2nd H: 3- 4 75.0% Game: 80.0%

| Baylor 66 | | | | | | | | | | | | |
|-----------|------|-------|------|-------|-----|-----|----|----|----|----|----|--|
| Player | min | FG | 3FG | FT | Reb | Ast | TO | BL | ST | PF | TP | |
| Lual-Acui | f 24 | 3-4 | 0-0 | 1-1 | 3 | 0 | 1 | 6 | 0 | 1 | 7 | |
| Motley | f 31 | 5-9 | 0-1 | 5-7 | 6 | 2 | 4 | 1 | 0 | 4 | 15 | |
| Lecomte | g 23 | 2-4 | 0-2 | 0-0 | 0 | 2 | 1 | 0 | 0 | 3 | 4 | |
| Wainright | g 30 | 0-3 | 0-3 | 0-0 | 8 | 5 | 1 | 0 | 0 | 3 | 0 | |
| Freeman | g 21 | 2-5 | 0-2 | 0-0 | 2 | 1 | 1 | 0 | 0 | 0 | 4 | |
| Mitchell | 4 | 0-2 | 0-1 | 1-3 | 0 | 0 | 0 | 0 | 1 | 0 | 1 | |
| Lindsey | 23 | 4-4 | 0-0 | 0-0 | 2 | 5 | 0 | 0 | 2 | 0 | 8 | |
| McClure | 19 | 5-8 | 2-4 | 3-4 | 1 | 1 | 0 | 0 | 1 | 0 | 15 | |
| Maston | 25 | 5-10 | 0-0 | 2-2 | 5 | 1 | 1 | 0 | 1 | 1 | 12 | |
| Team | | | | | 4 | | | | | | | |
| Totals | 200 | 26-49 | 2-13 | 12-17 | 31 | 17 | 12 | 7 | 5 | 12 | 66 | |

Total FG% 1st H: 9-23 39.1% 2nd H: 17-26 65.4% Game: 53.1%
 3-Pt. FG% 1st H: 0- 6 00.0% 2nd H: 2- 7 28.6% Game: 15.4%
 F Throw % 1st H: 6- 9 66.7% 2nd H: 6- 8 75.0% Game: 70.6%

| Score by Periods | | | | Attendance: 1,655 | |
|------------------|-----|-------|----|-------------------|--|
| 1st | 2nd | Total | | | |
| Baylor | 24 | 42 | 66 | Ties: 1 | |
| Louisville | 39 | 24 | 63 | Lead Changes: 1 | |

Louisville 71, Purdue 64 Nov. 30, 2016 -- KFC YUM! CENTER ACC/Big Ten Challenge

| Louisville 71 | | | | | | | | | | | | |
|---------------|------|-------|------|-------|-----|-----|----|----|----|----|----|--|
| Player | min | FG | 3FG | FT | Reb | Ast | TO | BL | ST | PF | TP | |
| Johnson | f 13 | 3-5 | 0-0 | 0-0 | 2 | 0 | 0 | 0 | 1 | 2 | 6 | |
| Adel | f 31 | 3-7 | 2-4 | 1-2 | 5 | 2 | 3 | 0 | 1 | 1 | 9 | |
| Mathiang | c 25 | 5-11 | 0-0 | 1-2 | 8 | 1 | 2 | 0 | 1 | 3 | 11 | |
| Snider | g 31 | 2-11 | 0-4 | 5-7 | 2 | 2 | 2 | 0 | 0 | 0 | 9 | |
| Mitchell | g 22 | 3-9 | 0-3 | 2-2 | 5 | 1 | 2 | 1 | 1 | 4 | 8 | |
| King | 10 | 0-3 | 0-0 | 0-0 | 2 | 0 | 0 | 0 | 0 | 0 | 0 | |
| Hicks | 13 | 0-0 | 0-0 | 0-0 | 1 | 1 | 1 | 0 | 0 | 0 | 0 | |
| Stockman | 1 | 0-0 | 0-0 | 0-0 | 0 | 0 | 0 | 0 | 0 | 0 | 0 | |
| Spalding | 26 | 5-5 | 0-0 | 1-2 | 9 | 1 | 2 | 1 | 0 | 3 | 11 | |
| Mahmoud | 14 | 4-4 | 0-0 | 1-2 | 1 | 2 | 0 | 1 | 1 | 5 | 9 | |
| Levitich | 5 | 1-1 | 0-0 | 0-0 | 0 | 0 | 0 | 0 | 0 | 0 | 2 | |
| McMahon | 9 | 2-2 | 2-2 | 0-0 | 1 | 1 | 0 | 0 | 1 | 1 | 6 | |
| Team | | | | | 0 | | | | | | | |
| Totals | 200 | 28-58 | 4-13 | 11-17 | 36 | 11 | 12 | 3 | 6 | 19 | 71 | |

Total FG% 1st H: 15-32 46.9% 2nd H: 13-26 50.0% Game: 48.3%
 3-Pt. FG% 1st H: 1- 7 14.3% 2nd H: 3- 6 50.0% Game: 30.8%
 FThrow % 1st H: 2- 3 66.7% 2nd H: 9-14 64.3% Game: 64.7%

| Purdue 64 | | | | | | | | | | | | |
|------------|------|-------|-------|-------|-----|-----|----|----|----|----|----|--|
| Player | min | FG | 3FG | FT | Reb | Ast | TO | BL | ST | PF | TP | |
| Edwards | f 22 | 0-4 | 0-2 | 1-2 | 3 | 3 | 3 | 1 | 0 | 3 | 1 | |
| Swanigan | f 35 | 3-7 | 2-3 | 6-8 | 11 | 3 | 6 | 0 | 2 | 4 | 14 | |
| Haas | c 24 | 2-9 | 0-0 | 4-6 | 5 | 0 | 1 | 0 | 0 | 2 | 8 | |
| Thompson | g 22 | 4-7 | 3-4 | 2-2 | 0 | 1 | 0 | 0 | 0 | 4 | 13 | |
| Mathias | g 31 | 1-4 | 0-2 | 3-4 | 5 | 4 | 1 | 0 | 1 | 1 | 5 | |
| Edwards | 23 | 4-15 | 1-6 | 0-0 | 1 | 0 | 3 | 0 | 2 | 2 | 9 | |
| Smotherman | 11 | 2-2 | 1-1 | 0-0 | 3 | 1 | 1 | 0 | 0 | 1 | 5 | |
| Cline | 23 | 3-3 | 3-3 | 0-0 | 4 | 1 | 1 | 0 | 1 | 1 | 9 | |
| Albrecht | 9 | 0-2 | 0-2 | 0-0 | 2 | 0 | 1 | 0 | 0 | 1 | 0 | |
| Team | | | | | 0 | | | | | | | |
| Totals | 200 | 19-53 | 10-23 | 16-22 | 34 | 13 | 17 | 1 | 6 | 19 | 64 | |

Total FG% 1st H: 7-28 25.0% 2nd H: 12-25 48.0% Game: 35.8%
 3-Pt. FG% 1st H: 4-12 33.3% 2nd H: 6-11 54.5% Game: 43.5%
 F Throw % 1st H: 1- 2 50.0% 2nd H: 15-20 75.0% Game: 72.7%

| Score by Periods | | | | Attendance: 21,841 | |
|------------------|-----|-------|----|--------------------|--|
| 1st | 2nd | Total | | | |
| Purdue | 19 | 45 | 64 | Ties: 0 | |
| Louisville | 33 | 38 | 71 | Lead Changes: 2 | |

Louisville 79, Grand Canyon 70 Dec. 3, 2016 -- Phoenix, Ariz. (GCU Arena)

| Louisville 79 | | | | | | | | | | | | |
|---------------|------|-------|------|-------|-----|-----|----|----|----|----|----|--|
| Player | min | FG | 3FG | FT | Reb | Ast | TO | BL | ST | PF | TP | |
| Johnson | f 16 | 2-5 | 0-0 | 1-2 | 4 | 1 | 3 | 0 | 0 | 2 | 5 | |
| Adel | f 29 | 7-16 | 1-5 | 0-0 | 3 | 0 | 1 | 0 | 1 | 3 | 15 | |
| Mathiang | c 20 | 1-4 | 0-0 | 1-2 | 8 | 1 | 1 | 2 | 1 | 4 | 3 | |
| Snider | g 25 | 3-9 | 1-3 | 2-2 | 3 | 4 | 0 | 0 | 0 | 4 | 9 | |
| Mitchell | g 26 | 3-9 | 1-3 | 0-0 | 4 | 1 | 1 | 1 | 1 | 0 | 9 | |
| King | 24 | 4-6 | 2-2 | 4-4 | 3 | 2 | 0 | 0 | 0 | 0 | 14 | |
| Stockman | 15 | 3-3 | 0-0 | 4-5 | 3 | 0 | 1 | 0 | 0 | 1 | 10 | |
| Spalding | 27 | 5-7 | 0-0 | 4-4 | 3 | 3 | 1 | 1 | 0 | 4 | 14 | |
| Levitich | 14 | 0-1 | 0-1 | 0-0 | 2 | 0 | 0 | 0 | 2 | 0 | 0 | |
| McMahon | 4 | 0-1 | 0-1 | 0-0 | 0 | 0 | 0 | 0 | 0 | 1 | 0 | |
| Team | | | | | 3 | | | | | | | |
| Totals | 200 | 29-61 | 5-15 | 16-19 | 36 | | | | | | | |

2016-17 Box Scores

Louisville 87, Eastern Kentucky 56 Dec. 17, 2016 -- KFC YUM! CENTER

Louisville 87

| Player | min | FG | 3FG | FT | Reb | Ast | TO | BL | ST | PF | TP |
|-----------|------|-------|-------|-------|-----|-----|----|----|----|----|----|
| Johnson | f 17 | 2-3 | 0-0 | 6-6 | 7 | 0 | 1 | 1 | 0 | 4 | 10 |
| Adel | f 26 | 2-8 | 0-3 | 3-3 | 3 | 2 | 1 | 1 | 1 | 1 | 7 |
| Mathiang | c 20 | 0-3 | 0-0 | 0-0 | 13 | 4 | 1 | 2 | 0 | 3 | 0 |
| Snider | g 25 | 5-7 | 3-5 | 0-0 | 1 | 6 | 1 | 0 | 0 | 0 | 13 |
| Mitchell | g 19 | 4-9 | 2-7 | 5-5 | 7 | 0 | 2 | 0 | 1 | 3 | 15 |
| King | 13 | 3-7 | 0-1 | 3-4 | 2 | 0 | 0 | 0 | 0 | 1 | 9 |
| Hicks | 17 | 4-8 | 2-3 | 0-0 | 1 | 1 | 4 | 0 | 0 | 0 | 10 |
| Stockman | 4 | 0-0 | 0-0 | 0-0 | 3 | 0 | 0 | 0 | 0 | 0 | 0 |
| Henderson | 1 | 0-0 | 0-0 | 0-0 | 1 | 0 | 0 | 0 | 1 | 0 | 0 |
| Spalding | 23 | 4-7 | 0-0 | 0-2 | 5 | 1 | 1 | 4 | 2 | 0 | 8 |
| Mahmoud | 16 | 3-5 | 0-0 | 0-1 | 4 | 0 | 1 | 5 | 2 | 1 | 6 |
| Sharpe | 1 | 0-0 | 0-0 | 0-0 | 0 | 1 | 1 | 0 | 0 | 0 | 0 |
| Levitch | 9 | 2-3 | 2-3 | 0-0 | 0 | 2 | 1 | 0 | 0 | 1 | 6 |
| McMahon | 9 | 1-2 | 1-2 | 0-0 | 1 | 0 | 1 | 1 | 0 | 1 | 3 |
| Team | | | | | 0 | | | | | | |
| Totals | 200 | 30-62 | 10-24 | 17-21 | 47 | 19 | 16 | 14 | 7 | 16 | 87 |

Total FG% 1st H: 12-31 38.7% 2nd H: 18-31 58.1% Game: 48.4%
 3-Pt. FG% 1st H: 5-12 41.7% 2nd H: 5-12 41.7% Game: 41.7%
 FThrow % 1st H: 7- 8 87.5% 2nd H: 10-13 76.9% Game: 81.0%

Eastern Kentucky 56

| Player | min | FG | 3FG | FT | Reb | Ast | TO | BL | ST | PF | TP |
|----------|------|-------|------|------|-----|-----|----|----|----|----|----|
| Mayo | f 32 | 5-12 | 2-3 | 3-6 | 5 | 4 | 1 | 0 | 1 | 2 | 15 |
| Charles | f 13 | 2-5 | 0-0 | 0-1 | 4 | 0 | 0 | 0 | 2 | 4 | 4 |
| Gist | g 31 | 5-15 | 2-6 | 0-2 | 1 | 3 | 4 | 0 | 2 | 3 | 12 |
| Avare | g 34 | 1-5 | 1-4 | 0-0 | 2 | 0 | 0 | 0 | 1 | 1 | 3 |
| McGlyone | g 25 | 1-3 | 1-2 | 2-2 | 1 | 3 | 1 | 0 | 1 | 1 | 5 |
| Adams | 22 | 4-5 | 0-1 | 2-2 | 3 | 0 | 2 | 0 | 2 | 0 | 10 |
| Dishman | 18 | 1-7 | 0-0 | 0-0 | 8 | 0 | 1 | 1 | 0 | 1 | 2 |
| Parke | 1 | 0-0 | 0-0 | 1-2 | 0 | 0 | 0 | 0 | 0 | 0 | 1 |
| Humphrey | 1 | 0-0 | 0-0 | 0-0 | 0 | 1 | 0 | 0 | 0 | 0 | 0 |
| Anderson | 6 | 1-4 | 0-1 | 0-0 | 2 | 1 | 1 | 0 | 0 | 1 | 2 |
| Chitty | 17 | 1-3 | 0-1 | 0-0 | 1 | 1 | 7 | 0 | 1 | 2 | 2 |
| Team | | | | | 4 | | 1 | | | | |
| Totals | 200 | 21-59 | 6-18 | 8-15 | 31 | 12 | 17 | 3 | 8 | 17 | 56 |

Total FG% 1st H: 7-26 26.9% 2nd H: 14-33 42.4% Game: 35.6%
 3-Pt. FG% 1st H: 2- 9 22.2% 2nd H: 4- 9 44.4% Game: 33.3%
 F Throw % 1st H: 0- 5 0.0% 2nd H: 8-10 80.0% Game: 53.3%

| Score by Periods | 1st | 2nd | Total | Attendance: |
|------------------|-----|-----|-------|-----------------|
| Eastern Kentucky | 16 | 40 | 56 | 20,889 |
| Louisville | 36 | 51 | 87 | Ties: 2 |
| | | | | Lead Changes: 1 |

Louisville 73, Kentucky 70 Dec. 21, 2016 -- KFC YUM! CENTER

Louisville 73

| Player | min | FG | 3FG | FT | Reb | Ast | TO | BL | ST | PF | TP |
|----------|------|-------|------|-------|-----|-----|----|----|----|----|----|
| Johnson | f 26 | 7-11 | 0-0 | 0-1 | 6 | 0 | 1 | 1 | 1 | 3 | 14 |
| Adel | f 37 | 5-10 | 2-3 | 6-6 | 6 | 2 | 1 | 0 | 1 | 4 | 18 |
| Mathiang | c 25 | 0-2 | 0-0 | 0-0 | 5 | 0 | 2 | 2 | 0 | 4 | 0 |
| Snider | g 37 | 10-19 | 2-6 | 0-0 | 6 | 5 | 3 | 0 | 2 | 3 | 22 |
| Mitchell | g 28 | 3-12 | 2-5 | 5-7 | 4 | 1 | 4 | 0 | 0 | 3 | 13 |
| King | 3 | 0-1 | 0-0 | 0-0 | 0 | 0 | 0 | 0 | 0 | 1 | 0 |
| Hicks | 3 | 0-0 | 0-0 | 0-0 | 2 | 0 | 0 | 0 | 0 | 0 | 0 |
| Spalding | 13 | 1-2 | 0-0 | 4-4 | 7 | 1 | 1 | 0 | 0 | 3 | 6 |
| Mahmoud | 16 | 0-1 | 0-0 | 0-0 | 3 | 1 | 2 | 2 | 0 | 1 | 0 |
| Levitch | 12 | 0-2 | 0-0 | 0-2 | 1 | 0 | 0 | 0 | 0 | 1 | 0 |
| Team | | | | | 0 | | | | | | |
| Totals | 200 | 26-60 | 6-14 | 15-20 | 40 | 10 | 14 | 5 | 4 | 23 | 73 |

Total FG% 1st H: 14-30 46.7% 2nd H: 12-30 40.0% Game: 43.3%
 3-Pt. FG% 1st H: 5-11 45.5% 2nd H: 1- 3 33.3% Game: 42.9%
 FThrow % 1st H: 6- 7 85.7% 2nd H: 9-13 69.2% Game: 75.0%

Kentucky 70

| Player | min | FG | 3FG | FT | Reb | Ast | TO | BL | ST | PF | TP |
|-----------|------|-------|------|-------|-----|-----|----|----|----|----|----|
| Adebayo | f 35 | 5-6 | 0-0 | 1-6 | 9 | 1 | 3 | 2 | 1 | 3 | 11 |
| Gabriel | f 12 | 0-2 | 0-1 | 2-2 | 7 | 0 | 0 | 2 | 1 | 3 | 2 |
| Fox | g 34 | 7-15 | 1-3 | 6-10 | 2 | 3 | 4 | 0 | 2 | 3 | 21 |
| Monk | g 29 | 6-17 | 1-9 | 3-3 | 3 | 1 | 3 | 0 | 1 | 4 | 16 |
| Briscoe | g 31 | 1-5 | 0-0 | 6-6 | 5 | 3 | 1 | 0 | 1 | 4 | 8 |
| Mulder | 9 | 2-4 | 2-3 | 0-0 | 0 | 0 | 0 | 0 | 0 | 0 | 6 |
| Humphries | 5 | 0-0 | 0-0 | 0-0 | 0 | 0 | 0 | 0 | 0 | 1 | 0 |
| Hawkins | 17 | 0-2 | 0-1 | 0-0 | 1 | 1 | 0 | 0 | 0 | 1 | 0 |
| Willis | 28 | 2-7 | 1-5 | 1-2 | 9 | 1 | 1 | 0 | 1 | 1 | 6 |
| Team | | | | | 0 | | 1 | | | | |
| Totals | 200 | 23-58 | 5-22 | 19-29 | 36 | 10 | 13 | 4 | 7 | 20 | 70 |

Total FG% 1st H: 13-33 39.4% 2nd H: 10-25 40.0% Game: 39.7%
 3-Pt. FG% 1st H: 3-12 25.0% 2nd H: 2-10 20.0% Game: 22.7%
 F Throw % 1st H: 11-13 84.6% 2nd H: 8-16 50.0% Game: 65.5%

| Score by Periods | 1st | 2nd | Total | Attendance: |
|------------------|-----|-----|-------|-----------------|
| Kentucky | 40 | 30 | 70 | 22,783 |
| Louisville | 39 | 34 | 73 | Ties: 10 |
| | | | | Lead Changes: 9 |

Virginia 61, Louisville 53 Dec. 28, 2016 -- KFC YUM! CENTER

Louisville 53

| Player | min | FG | 3FG | FT | Reb | Ast | TO | BL | ST | PF | TP |
|----------|------|-------|------|-------|-----|-----|----|----|----|----|----|
| Johnson | f 17 | 2-4 | 0-0 | 0-0 | 3 | 0 | 1 | 0 | 1 | 2 | 4 |
| Adel | f 27 | 3-9 | 0-4 | 2-3 | 2 | 1 | 1 | 0 | 1 | 0 | 8 |
| Mathiang | c 15 | 0-0 | 0-0 | 0-0 | 5 | 1 | 2 | 0 | 1 | 1 | 0 |
| Snider | g 23 | 2-5 | 1-2 | 3-6 | 1 | 1 | 0 | 0 | 0 | 2 | 8 |
| Mitchell | g 36 | 3-11 | 1-6 | 0-0 | 2 | 0 | 1 | 0 | 1 | 4 | 7 |
| King | 13 | 2-3 | 0-1 | 2-2 | 4 | 0 | 1 | 0 | 0 | 0 | 6 |
| Hicks | 19 | 4-5 | 0-1 | 0-2 | 0 | 1 | 3 | 0 | 1 | 3 | 8 |
| Spalding | 23 | 1-2 | 0-0 | 1-2 | 6 | 1 | 2 | 9 | 9 | 1 | 3 |
| Mahmoud | 25 | 2-5 | 0-0 | 3-5 | 3 | 2 | 2 | 2 | 0 | 1 | 7 |
| McMahon | 2 | 0-0 | 0-0 | 2-2 | 0 | 0 | 1 | 0 | 0 | 1 | 2 |
| Team | | | | | 0 | | | | | | |
| Totals | 200 | 19-44 | 2-14 | 13-22 | 26 | 7 | 14 | 2 | 5 | 15 | 53 |

Total FG% 1st H: 7-19 36.8% 2nd H: 12-25 48.0% Game: 43.2%
 3-Pt. FG% 1st H: 1- 5 20.0% 2nd H: 1- 9 11.1% Game: 14.3%
 FThrow % 1st H: 6-10 60.0% 2nd H: 7-12 58.3% Game: 59.1%

Virginia 61

| Player | min | FG | 3FG | FT | Reb | Ast | TO | BL | ST | PF | TP |
|-----------|------|-------|-----|-------|-----|-----|----|----|----|----|----|
| Wilkins | f 30 | 2-4 | 0-0 | 0-0 | 5 | 1 | 1 | 0 | 2 | 1 | 4 |
| Salt | c 18 | 1-4 | 0-0 | 0-0 | 7 | 1 | 9 | 9 | 4 | 2 | 2 |
| Hall | g 30 | 5-10 | 0-0 | 0-1 | 6 | 0 | 1 | 0 | 2 | 2 | 10 |
| Perrantes | g 37 | 2-10 | 1-4 | 4-6 | 4 | 7 | 5 | 0 | 0 | 1 | 9 |
| Thompson | g 18 | 3-6 | 1-2 | 0-0 | 0 | 2 | 3 | 0 | 0 | 4 | 7 |
| Shayok | 11 | 2-3 | 0-1 | 2-2 | 1 | 0 | 0 | 0 | 0 | 2 | 6 |
| Guy | 19 | 3-5 | 0-1 | 3-3 | 1 | 0 | 1 | 0 | 1 | 0 | 9 |
| Jerome | 6 | 0-0 | 0-0 | 0-0 | 0 | 1 | 1 | 0 | 0 | 1 | 0 |
| Diakite | 15 | 3-3 | 0-0 | 2-2 | 4 | 0 | 1 | 0 | 2 | 2 | 8 |
| Reuter | 16 | 3-4 | 0-0 | 0-0 | 3 | 0 | 0 | 0 | 0 | 2 | 6 |
| Team | | | | | 0 | | 1 | | | | |
| Totals | 200 | 24-49 | 2-8 | 11-14 | 31 | 12 | 14 | 0 | 7 | 19 | 61 |

Total FG% 1st H: 13-26 50.0% 2nd H: 11-23 47.8% Game: 49.0%
 3-Pt. FG% 1st H: 2- 6 33.3% 2nd H: 0- 2 0.0% Game: 25.0%
 F Throw % 1st H: 8- 9 88.9% 2nd H: 3- 5 60.0% Game: 78.6%

| Score by Periods | 1st | 2nd | Total | Attendance: |
|------------------|-----|-----|-------|-----------------|
| Virginia | 36 | 25 | 61 | 21,676 |
| Louisville | 21 | 32 | 53 | Ties: 0 |
| | | | | Lead Changes: 0 |


Louisville 77, Indiana 62 Dec. 31, 2016 -- Indianapolis, Ind. (Bankers Life Fieldhouse) Countdown Classic

Louisville 77

| Player | min | FG | 3FG | FT | Reb | Ast | TO | BL | ST | PF | TP |
|----------|------|-------|------|-------|-----|-----|----|----|----|----|----|
| King | f 13 | 1-2 | 0-0 | 0-0 | 1 | 0 | 2 | 0 | 0 | 2 | 2 |
| Spalding | f 12 | 1-1 | 0-0 | 0-0 | 3 | 0 | 0 | 0 | 1 | 4 | 2 |
| Mahmoud | c 34 | 5-8 | 0-0 | 0-0 | 2 | 2 | 1 | 3 | 2 | 4 | 10 |
| Snider | g 36 | 2-8 | 1-4 | 2-2 | 1 | 3 | 3 | 0 | 3 | 1 | 7 |
| Adel | g 32 | 5-10 | 3-6 | 4-4 | 4 | 4 | 4 | 0 | 1 | 0 | 3 |
| Hicks | 3 | 0-2 | 0-1 | 0-0 | 2 | 0 | 0 | 0 | 0 | 0 | 0 |
| Stockman | 1 | 0-0 | 0-0 | 0-0 | 0 | 0 | 0 | 0 | 0 | 1 | 0 |
| Johnson | 28 | 5-5 | 0-0 | 3-4 | 7 | 2 | 3 | 1 | 0 | 2 | 13 |
| Mathiang | 6 | 0-0 | 0-0 | 1-2 | 1 | 0 | 0 | 0 | 0 | 3 | 1 |
| Levitch | 2 | 0-0 | 0-0 | 0-0 | 0 | 0 | 0 | 0 | 0 | 1 | 0 |
| Mitchell | 33 | 8-15 | 4-8 | 5-6 | 3 | 3 | 1 | 0 | 1 | 2 | 25 |
| Team | | | | | 4 | | | | | | |
| Totals | 200 | 27-51 | 8-19 | 15-18 | 28 | 14 | 10 | 5 | 7 | 23 | 77 |

Total FG% 1st H: 16-30 53.3% 2nd H: 11-21 52.4% Game: 52.9%
 3-Pt. FG% 1st H: 4-10 40.0% 2nd H: 4- 9 44.4% Game: 42.1%
 FThrow % 1st H: 3- 4 7

2016-17 Louisville Photo Roster




0 V.J. King
F 6-6 190 Fr.
Cleveland, Ohio
(Paul VI Catholic HS)



1 Tony Hicks
G 6-1 180 Gr.
South Holland, Ill.
(Univ. of Pennsylvania)



4 Quentin Snider
G 6-2 175 Jr.
Louisville, Ky.
(Ballard HS)



5 Matz Stockman
F/C 7-0 240 Jr.
Oslo, Norway
(Canarias Bb. Acad.)



10 Jaylen Johnson
F 6-9 230 Jr.
Ypsilanti, Mich.
(Ypsilanti HS)



11 Jay Henderson
G 6-4 180 So.
Orlando, Fla.
(Lake Highland Prep)



12 Mangok Mathiang
C/F 6-10 220 Sr.
Melbourne, Australia
(IMG Academy/Fla.)



13 Ray Spalding
F 6-10 215 So.
Louisville, Ky.
(Trinity HS)




14 Anas Mahmoud
C/F 7-0 215 Jr.
Cairo, Egypt
(West Oaks Academy)



15 Tyler Sharpe
G 6-1 185 Fr.
Mt. Washington, Ky.
(Bullitt East HS)




22 Deng Adel
F 6-7 200 So.
Melbourne, Australia
(Victory Rock Prep)



23 David Levitch
G 6-3 180 Sr.
Goshen, Ky.
(North Oldham HS)



24 Dwayne Sutton
F 6-5 200 So.
Louisville, Ky.
(UNC Asheville)



30 Ryan McMahon
G 6-0 170 Fr.
Sarasota, Fla.
(Cardinal Mooney HS)



45 Donovan Mitchell
G 6-3 195 So.
Greenwich, Conn.
(Brewster Academy)



On The Bench



Pronunciation Guide:

- ◆ Adel (uh-DELL)
- ◆ Levitch (LEV-itch)
- ◆ Anas Mahmoud (AH-nus mah-MOOD)
- ◆ Mangok Mathiang (MANG-go, silent "K" MATH-ee-ang)
- ◆ Matz (Motts)

Dwayne Sutton will sit out the 2016-17 season after transferring from UNC Asheville.



Rick Pitino
Head Coach



Kenny Johnson
Associate Head Coach



Mike Balado
Assistant Coach



David Padgett
Assistant Coach



Michael Bowden
Dir. Basketball Operations