



Notre Dame

2007-08 Men's Basketball

2007-08 Schedule

NOVEMBER

2	ST. AMBROSE (IA) - Exhibition	W, 109-53
7	ST. EDWARD'S (TX) - Exhibition	W, 71-56
12	LONG ISLAND	W, 82-50

U.S. VIRGIN ISLANDS PARADISE JAM - University of Virgin Islands - 5th place

(UVI Sports and Fitness Center - Charlotte Amalie, St. Thomas)

16	Monmouth	W, 76-33
18	Baylor	L, 64-68
19	Georgia Tech	L, 69-70
24	YOUNGSTOWN STATE	W, 87-57
26	COLGATE	W, 94-63

DECEMBER

1	EASTERN MICHIGAN	W, 76-65
4	Kansas State! (ESPN)	W, 68-59
8	NORTHERN ILLINOIS	W, 108-62
22	SAN FRANCISCO	W, 84-78
29	BROWN	W, 87-54
31	NORTH FLORIDA	W, 77-58

JANUARY

3	WEST VIRGINIA* (ESPN2)	W, 69-56
5	CONNECTICUT* (ESPN)	W, 73-67
12	at Marquette* (15/16) (ERT)	L, 66-92
15	CINCINNATI* (ESPN)	W, 91-74
19	at Georgetown* (5/6) (ERT)	L, 65-84
26	at Villanova* (ERT) (T18/18)	W, 90-80
31	PROVIDENCE* (ESPN2)	W, 81-74 (OT)

FEBRUARY

2	DEPAUL* (ESPNC)	W, 89-80
6	(22/21) at Seton Hall* (ERT)	W, 95-69
9	(22/21) MARQUETTE* (16/16)* (ESPN)	W, 86-83
13	(20/18) at Connecticut* (17/17)* (ESPNU)	L, 78-84
17	(20/18) at Rutgers* (ERT)	W, 71-68
21	(21/21) PITTSBURGH* (ESPN)	W, 82-70
24	(21/21) SYRACUSE* (CBS)	W, 94-87
28	(17/17) at Louisville* (13/18) (ESPN)	L, 85-90

MARCH

2	(17/17) at DePaul (ERT)*	W, 98-91
5	(19/19) ST. JOHN'S (ERT)*	W, 68-55
8	at USF* (ESPN360)	7:00 p.m. (EST)
12-15	BIG EAST Championship	Madison Square Garden (New York, NY)
20-23	NCAA Championship - First and Second Rounds	
27-30	NCAA Championship - Regionals	

APRIL

5	NCAA Final Four - Semifinals	Alamo Dome (San Antonio, TX)
7	NCAA Championship - Final	

! - Jimmy V Classic (Madison Square Garden)

* - BIG EAST Conference game

() - indicates Associated Press and ESPN/USA Today poll rankings at time of game

(19/19) Notre Dame (23-6, 13-4 BIG EAST)

vs.

USF (12-18, 3-14 BIG EAST)

Saturday, March 8, 2008 • 7:00 p.m. (EST)
Sun Dome (10,411) • Tampa, Ind.

MEDIA INFORMATION

Television: ESPN 360: Al Keck (play-by-play analyst), Mark Wise (color analyst).

Radio: Jack Nolan (play-by-play analyst)
LaPhonso Ellis (color analyst)

Notre Dame Sports Properties originates the Notre Dame Radio Network which includes: WLS 890 AM in Chicago, Ill. (Chicagoland area and Midwest); WZOW 97.7 FM and 102.3 FM in South Bend, Ind.; ESPN 950 AM in Indianapolis, Ind.; WLYV 1450 AM in Fort Wayne, Ind. and Northeast, Ind.; WLUV 96.7 AM in Rockford and DeKalb, Ill., and Beloit and Janesville, Wis.; WLUV 1520 AM in Rockford and DeKalb, Ill., and Beloit and Janesville, Wis.; WEFM 95.9 FM in Michigan City and Gary, Ind.; ESPN (WRSW) 1480 AM in Warsaw, Ind.; WAMW 107.9 FM and 1580 AM in Washington, Ind., Sirius Satellite Radio Channel 159 and www.und.com.

Real-Time Stats: Live in-game statistics are available for all home games, via the Notre Dame athletic website (www.und.com).

Notre Dame vs. USF

• Notre Dame ends the regular season on Saturday night at the Sun Dome in Tampa when it faces USF in the only meeting of the season between the two schools. The Irish will be looking to avenge last season's 69-63 setback at the Sun Dome.

• Saturday's matchup will mark just the fourth with Notre Dame holding a 2-1 advantage. The Irish and Bulls split last year's series with each team winning on its home floor.

• Notre Dame closed out the home portion of the 2007-08 schedule on Wednesday night with a win against St. John's. With the victory, the Irish made Joyce Center and BIG EAST history to become the first Notre Dame team in the 40-year history of playing at the Joyce Center and the first-ever conference team to go undefeated at home in back-to-back seasons.

• Notre Dame has clinched a first-round bye in the BIG EAST tournament for the second straight year and fourth time in eight seasons under head coach Mike Brey.

• Notre Dame has won 10 of its last 12 games and is 23-6 overall and 13-4 in BIG EAST play. The 13 regular-season wins represent the most-ever by an Irish team in a single season. Notre Dame won a previous school-record 11 regular-season conference games during the 2000-01 and 1996-97 campaigns en route to 11-5 marks in both of those campaigns.

• Notre Dame's 23-win total matches that of the 2006-07 squad during the regular-season. It also equals the most-ever victories by an Irish team under head coach Mike Brey.

• A win against USF would equal the win total of last season. Notre Dame has won 24 games under Brey twice during tenure with the Irish — 2002-03 (24-10) and 2006-07 (24-8).





Associated Press
(Poll 17)

1. North Carolina
2. Memphis
3. UCLA
4. Tennessee
5. Kansas
6. Duke
7. Stanford
8. Xavier
9. Texas
10. Wisconsin
- 11. Georgetown**
- 12. Louisville**
- 13. Connecticut**
14. Butler
15. Purdue
16. Vanderbilt
17. Michigan State
18. Indiana
- 19. Notre Dame**
20. Drake
- 21. Marquette**
22. Gonzaga
23. Washington State
24. Clemson
25. Davidson

ESPN/USA Today
(Poll 17)

1. North Carolina
2. UCLA
3. Memphis
4. Tennessee
5. Duke
6. Kansas
7. Stanford
8. Wisconsin
9. Texas
- 10. Georgetown**
11. Xavier
12. Butler
- 13. Louisville**
- 14. Connecticut**
15. Purdue
16. Vanderbilt
17. Indiana
18. Michigan State
- 19. Notre Dame**
- 20. Marquette**
21. Drake
22. Washington State
23. Gonzaga
24. Brigham Young
25. Mississippi State

*bold indicates 2007-08 opponents

• **Notre Dame tops the nation in assists with 19.1 per game and has dished off 20-plus assists in 12 games.**

• With its win over St. John's on Wednesday evening, Notre Dame extended its school-record Joyce Center home win streak to 37 games (second active longest win streak nationally) and won its 18th consecutive BIG EAST home game, a mark that ranks second all-time and is just two shy of the league record of 20 straight victories. The Irish have not lost at the Joyce Center since February 25, 2006 with an 80-72 setback to Marquette.

• The all-time Notre Dame home win streak is 38 games. That mark began with a 41-31 victory over Wisconsin on December 11, 1943 and ended with a 68-51 loss to St. Louis on February 8, 1948.

• Notre Dame is ranked for the fifth consecutive week after making its debut three weeks ago at 22nd in the Associated Press and 21st in the ESPN/USA Today rankings. The Irish dropped two spots in both polls this week and are ranked 19th.

• Notre Dame has played six ranked opponents and are 2-4 in those matchups.

• The Irish have won 21 of their last 25 games and are 23-6 through 29 contests. It's the best record for a Notre Dame team after 29 games since the 1985-86 campaign when that team finished with a 23-6 record — losing the final game of the season to Arkansas-Little Rock in the first round of the NCAA tournament.

• A win versus the Bulls would help the Irish to their best record following 30 games since the 1978-79 campaign when that squad finished with a 24-6 record.

• Notre Dame's win over DePaul on March 2 gave the Irish their 12th BIG EAST regular-season win of the season, breaking the marks of both the 2000-01 and 2006-07 teams as they finished with identical 11-5 records. Coach Mike Brey's squad added to that win total following Wednesday night's win over the Red Storm. **Since becoming a member of the BIG EAST Conference, no Notre Dame team has won 13 BIG EAST regular-season contests.** Last year, the Irish won 12 league contests — 11 during the regular season and one in the BIG EAST Championship — which marked the most-ever BIG EAST wins by a Notre Dame team in a single season.

• Notre Dame's has reached double-digit wins in BIG EAST play for the fifth time in eight seasons under head coach Mike Brey and earned a first-round bye for the fourth time during his tenure.

TONIGHT'S PROBABLE STARTING LINEUP

2007-08 Statistics

No.	Player	Pos	Ht.	Wt.	Yr.	PPG.	RPG	Notes
31	Rob Kurz	F	6-9	232	Sr.	12.7	7.6	Finished with 21 points against DePaul for third 20-plus point outing of season
33	Zach Hillesland	F	6-9	233	Jr.	5.8	4.9	Has started last 12 games in which ND is 10-2
44	Luke Harangody	F	6-8	251	So.	21.0	11.4	Registered first 40-point performance since 2003 with 40 pts. vs. UL
2	Tory Jackson	G	5-11	193	So.	8.2	5.1	His 175 assists are third-most ever by a Notre Dame sophomore
23	Kyle McAlarney	G	6-0	196	Jr.	15.2	2.0	Has three 30-plus point outings in 17 BIG EAST contests

OFF THE BENCH

2007-08 Statistics

No.	Player	Pos	Ht.	Wt.	Yr.	PPG.	RPG	Notes
1	Tyrone Nash	G	6-8	220	Fr.	1.3	1.7	Has played in 12 games
5	Tom Kopko	G	6-2	180	Fr.	1.3	0.5	First year walk-on
13	Ty Proffitt	G	6-4	206	Fr.	1.3	0.5	Missed the first four games with a groin injury
20	Jonathan Peoples	G	6-3	215	So.	3.7	1.8	Dished off a career-high eight assists against DePaul
21	Tim Abromaitis	F	6-8	224	Fr.	1.8	0.9	Career-high seven points vs. Northern Illinois
34	Carleton Scott	F	6-7	198	Fr.	--	--	Has not played in a game this season
40	Luke Zeller	F/C	6-10	239	Jr.	4.8	2.3	Has scored in double figures in four games
41	Tim Andree	F	6-8	210	So.	1.2	0.8	Second-year walk-on; Father Tim played basketball at ND (1979-83)
42	Ryan Ayers	G/F	6-8	210	Jr.	8.2	3.4	Career-high 17 points vs. Louisville; 5-6 from three-point range





2007-08 BIG EAST STANDINGS

(through games of Mar. 5)

	Overall Record	BIG EAST Record
Georgetown	24-4	14-3
Louisville	24-6	14-3
NOTRE DAME	23-6	13-4
Connecticut	23-6	12-4
Marquette	22-7	11-6
West Virginia	21-9	10-7
Pittsburgh	21-9	9-8
Cincinnati	13-15	8-8
Villanova	18-11	8-9
Syracuse	18-12	8-9
Seton Hall	17-13	7-10
Providence	14-14	5-11
DePaul	10-18	5-11
St. John's	11-18	5-12
USF	12-18	3-14
Rutgers	10-20	2-15

Players of the Week

- Nov. 19 - Sam Young (PU)
- Nov. 26 - Brian Laing (SHU)
- Dec. 3 - Draelon Burns (DU)
- Dec. 10 - Dominic James (MU)
- Dec. 17 - Joe Alexander (WVU)
- Dec. 24 - Levance Fields (PU)
- Dec. 31 - Paul Harris (SU)
- Jan. 7 - Luke Harangody (ND)**
- Jan. 14 - Deonta Vaughn (UC)
- Jan. 21 - Scottie Reynolds (VU)
- Jan. 28 - Kyle McAlarney (ND)**
- Feb. 4 - Luke Harangody (ND)**
- Feb. 11 - Jeff Adrien (UConn)
- Feb. 18 - A.J. Price (UConn)
- Feb. 25 - Kyle McAlarney (ND)**
- Mar. 3 - Luke Harangody (ND)**

Rookies of the Week

- Nov. 19 - Donte Green (SU)
- Nov. 26 - Donte Green (SU)
- Dec. 3 - Dominique Jones (USF)
- Dec. 10 - Dominique Jones (USF)
- Dec. 17 - DeJuan Blair (PU)
- Dec. 24 - DeJuan Blair (PU)
- Dec. 31 - Dar Tucker (DU)
- Jan. 7 - Donte Greene (SU)
- Jan. 14 - DeJuan Blair (PU)
- Jan. 21 - Jeremy Hazell (SHU)
- Jan. 28 - Mike Coburn (Rutgers)
- Feb. 4 - Donte Green (SU)
- Feb. 11 - Jonny Flynn (SU)
- Feb. 18 - Dominique Jones (USF)
- Jan. 25 - Corey Stokes (VU)
- Mar. 4 - Dominique Jones (USF)

Notre Dame Weekly Honor Roll Honorees

- Luke Harangody (Nov. 26, Dec. 10, Jan. 26, Feb. 11)
- Tory Jackson (Feb. 18)
- Kyle McAlarney (Dec. 3)
- Rob Kurz (Dec. 31)

• With its 23-6 record, Notre Dame has posted five 20-win seasons in eight campaigns under Mike Brey. He is only the second coach in school history to register five 20-win campaigns in his first eight seasons. Digger Phelps was the only other coach to post five 20-win campaigns in his first eight years of his 20-year tenure at Notre Dame.

Back In The Polls

• Notre Dame made its inaugural appearance four weeks ago in top 25 as the Irish debuted at 22nd in the Associated Press ranking and 21st in the ESPN/USA Today poll and are 19th in both polls this week. Coach Mike Brey's squad appeared for the first time in the polls last season in the sixth week (second week of December) following back-to-back wins over Maryland and Alabama that pushed the Irish record to 7-1 in the campaign.

Harangody Tabbed As BIG EAST Player of the Week For Third Time

• **Luke Harangody** was named BIG EAST Player of the Week for the third time this season after averaging 32.0 points and 10.5 rebounds in a loss to Louisville and win at DePaul. In addition, he shot 58.7 percent from the field. Harangody is the only three-time honoree this season.

• Against Louisville, he eclipsed the 30-point mark for the third time this season as he scored a career-high 40 points and grabbed 12 boards, in addition to matching his career-high with four assists. Harangody was 16-28 from the field and 3-4 from three-point range. In the win at DePaul, he topped the 20-point mark for the 16th time with 24 points and nine rebounds.

BIG EAST Win Streak

• Notre Dame's 18-game BIG EAST homecourt win streak is its longest since the Irish joined the conference in 1995-96 and is the second-longest in conference history.

20 - Pittsburgh (6 games in 2003-04, 8 games in 2002-03 and 6 games in 2001-02)

18 - Notre Dame (1 game in 2005-06, 8 games in 2006-07 and 9 games in 2007-08)

***The only team that the Irish have not played at home during the streak is Georgetown.**

History Made

• With its 68-55 win over St. John's on Wednesday night, the Irish made school as well as BIG EAST history. The victory marked the second straight undefeated season at home for the Irish at the Joyce Center. After going 18-0 in 2006-07, Notre Dame completed the 2007-08 campaign with a 17-0 mark. The 17 wins are the second most for an Irish team in the 40-year history of the Joyce Center. The Irish also became the first BIG EAST team to finish back-to-back seasons undefeated at home — 8-0 in 2006-07 and 9-0 in 2007-08.

BIG EAST Turnaround

• Under head coach Mike Brey's tenure, Notre Dame has had only one losing season. That season was in 2005-06 when the Irish finished 6-10 after beginning the BIG EAST campaign with a 1-8 record. Since that 1-8 start, Notre Dame has gone 29-11 (.725) over the last 40 regular-season games.

Five 20-Win Seasons Under His Belt

• With its 23-6 record, the Irish have reached the 20-win mark for the fifth time in eight seasons and second consecutive year under head coach Mike Brey. Notre Dame's 20-win campaigns under Brey have been in 2000-01 (20-10), 2001-02 (22-11),





Record Watch

Three-Point Field Goals Made (Season)

1. Colin Falls.....	2005-06.....	102
2. Matt Carroll.....	2002-03.....	99
Colin Falls.....	2006-07.....	99
4. Kyle McAlarney.....	2007-08.....	97
5. Chris Thomas.....	2003-04.....	94
6. Colin Falls.....	2004-05.....	93
7. Russell Carter.....	2006-07.....	84
8. David Graves.....	1999-00.....	83
9. Ryan Hoover.....	1993-94.....	80
Chris Thomas.....	2002-03.....	80

Three-Point Field Goals Attempted (Season)

1. Chris Thomas.....	2003-04.....	268
2. Colin Falls.....	2005-06.....	257
3. Colin Falls.....	2006-07.....	250
4. Matt Carroll.....	2002-03.....	243
5. Colin Falls.....	2004-05.....	225
6. Kyle McAlarney.....	2007-08.....	215
7. Russell Carter.....	2006-07.....	213
8. Chris Thomas.....	2002-03.....	208
9. Chris Thomas.....	2001-02.....	206
10. David Graves.....	2001-02.....	198
Ryan Hoover.....	1995-96.....	198

Three-Point Field Goal Percentage (Season)

1. Joe Frederick.....	1988-89.....	521
2. Joe Frederick.....	1989-90.....	472
3. Martin Ingelsby.....	2000-01.....	464
Keith Friel.....	1997-98.....	464
5. David Graves.....	1999-00.....	456
6. Chris Quinn.....	2004-05.....	455
7. Kyle McAlarney.....	2007-08.....	451
8. Chris Quinn.....	2002-03.....	439
Lamarr Justice.....	1994-95.....	439
10. Kyle McAlarney.....	2005-06.....	430

*Minimum 75 attempts

Steals (Season)

1. Chris Thomas.....	2001-02.....	72
2. Jimmy Dillon.....	1999-00.....	66
3. Chris Thomas.....	2002-03.....	62
4. David Rivers.....	1984-85.....	61
5. David Graves.....	1999-00.....	60
Elmer Bennett.....	1991-92.....	60
Chris Thomas.....	2004-05.....	60
8. Tory Jackson.....	2006-07.....	59
9. David Graves.....	2001-02.....	57
10. Tory Jackson.....	2007-08.....	55

2002-03 (24-10) and 24-8 (2006-07). In the 103-year history of the program, Notre Dame teams have won 20 or more games on 32 occasions.

Series Record vs. USF

• Notre Dame holds a 2-1 advantage in the three meetings between the two teams with two of the matchups played at the Joyce Center.

Harangody On Wooden and Naismith Top 30 Midseason Lists

• Sophomore forward **Luke Harangody** has been named to the John R. Wooden Award Top 30 Midseason list. The Wooden Award is presented annually to the nation's top basketball player. Harangody was not part of the Wooden or Naismith Preseason lists. Two other BIG EAST players — Roy Hibbert (Georgetown) and Sam Young (Pittsburgh) — also were selected to the top 30 list for both awards.

More Honors For Harangody

• **Luke Harangody** was named to the 2008 National Association of Basketball Coaches District 10 First Team as well as being selected a second team All-American by *SI.com*. In addition, he is a nominee for the Oscar Robertson Award. In addition to Harangody, the others selected for that honor are : D.J. Augustin (Texas), Michael Beasley (Kansas State), Chris Douglas-Roberts (Memphis), Shan Foster (Vanderbilt), Tyler Hansbrough (North Carolina), Robbie Hummel (Purdue), Kevin Love (UCLA), A.J. Price (Connecticut) and D.J. White (Indiana).

Success On And Off The Court

• The 2007 fall semester grades are in and the Irish once again achieved great success in the classroom with the team compiling an overall 3.135 grade point average for the semester which marked the sixth time in eight semesters that the Irish finished with a combined 3.00 or better. Nine of 14 players earned a 3.000 or better — **Tim Abromaitis (3.500)**, **Tim Andree (3.479)**, **Ryan Ayers (3.067)**, **Luke Harangody (3.250)**, **Zach Hill-lesland (3.654)**, **Tory Jackson (3.333)**, **Tom Kopko (3.733)**, **Tyrone Nash (3.000)** and **Luke Zeller (3.500)**.

Notre Dame In The Top 15 Of NCAA Statistics

• Notre Dame tops the nation nationally in assists per game with 19.1. Notre Dame also ranks in the top 15 in three other categories — scoring offense (11th-81.1), three-point field goal percentage (5th-41.4) and rebounding margin (12th-6.6). **Luke Harangody** ranks 13th in rebounding at 10.4 rebounds per game.

Golly Good Gody

• **Luke Harangody's** 40-point performance against Louisville on February 28 was the first-ever 40-point outing for an Irish player in a BIG EAST game. He connected on 16-28 field goals and was 3-4 from three-point range. Heading into the contest, Harangody had attempted just four three pointers in 58 career outings and had missed all four of those attempts. He also finished with 12 rebounds to record his 17th double-double of the season.

• Harangody also became the first Irish player to score 40 points in a game since since Monty Williams tallied 42 points against Valparaiso in a 94-74 victory on November 28, 1993 at the Joyce Center.

• He also became the ninth different Irish player to score 40 points in a game on 35 occasions. The other Notre Dame players to reach that mark include: Austin Carr (23), Adrian Dantley (4), Larry Sheffield (2), Lloyd Aubrey (1), Tom Hawkins (1), Bob Whitmore (1), Collis Jones (1) and Monty Williams (1).





Notre Dame's Records in 2007-08 when ...

Played at the Joyce Center	17-0
Played on the road	4-4
Played at a neutral site	2-2
BIG EAST Conference record (all games)	13-4
Non-Conference record	10-2
Leading at halftime	21-3
Trailing at halftime	2-3
Tied at halftime	0-0
Playing an overtime game	1-0
Shoots .500 or better	10-0
Shoots .500 or less	13-6
Opponent shoots .500 or less	23-4
Shoots better than opponent	20-0
Shoots worse than opponent	3-6
Shoots same as opponent	0-0
Makes more free throws than opponent	19-3
Makes less free throws than opponent	3-3
Same number of free throws	1-0
Outrebounds opponents	18-4
Outrebounded by opponents	5-2
Same number of rebounds	0-0
Has more turnovers than opponent	10-3
Has fewer turnovers than opponent	10-2
Had same number of turnovers	3-1
Bench outscores opponent's bench	11-4
Outscored by opponent's bench	11-2
Bench points are the same	1-0
Plays a ranked opponent	2-4
Makes 10 or more three-pointers	8-1
No Notre Dame player fouls out	22-3
One Notre Dame player fouls out	1-3
Two or more Notre Dame players foul out	0-0
Wears White Uniforms	19-2
Wears Blue Uniforms	1-3
Wears Gold Uniforms	0-0
Wears Black Uniforms	3-1
Plays in an In-Season Tournament	1-2
Plays on Television	14-6
Plays in November	4-2
Plays in December	6-0
Plays in January	5-2
Plays in February	6-2
Plays in March	2-0
Plays in Day Games	7-2
Plays in Night Games	16-4
Plays on Sundays	3-1
Plays on Mondays	3-1
Plays on Tuesdays	2-0
Plays on Wednesdays	2-1
Plays on Thursdays	3-1
Plays on Fridays	1-0
Plays on Saturdays	9-2
Final Margin is 5 points or less	2-3
Final Margin is 6-10 points	8-1
Final Margin is 11-20 points	7-1
Final Margin is more than 20 points	6-1
Has a player score 20-plus points	15-5
Has a player score 30-plus points	4-2
Scores 59 points or less	0-0
Scores 60-69 points	3-4
Scores 70-79 points	5-1
Scoring 80-89 points	9-1
Scoring 90-plus points	7-0

En Fuego

• With his nine three-pointers against Syracuse on February 24, **Kyle McAlarney** broke the Notre Dame single-game three-point mark. **McAlarney** finished 9-11 from the field in the contest en route to his third 30-point outing of the season as he finished with 30 minutes. Other than hitting all three of his free-throw attempts, McAlarney scored all of his points from three-point range. The previous mark was 8 shared by Keith Friel (vs. Syracuse, 1998), Matt Carroll (vs. Syracuse, 2003) and Colin Falls (vs. Pittsburgh, 2005 and Seton Hall, 2006). McAlarney has 97 three-pointers this season and needs just six to break the single-season mark of 102 set by Colin Falls during the 2005-06 season.

Looking To Join The Club

• Senior **Rob Kurz** and sophomore **Luke Harangody** are both approaching the 1,000-point mark. Kurz, who played in his 100th career game against Pittsburgh on February 21, has 970 career points in 104 outings, while Harangody has 969 points in 61 career games. Kurz owns a 9.3 career scoring average, while Harangody is averaging 15.9 points per game for his career. Notre Dame has had 46 players score 1,000 or more points during the program's 103 seasons. The last Irish player to reach the 1,000-point mark was Colin Falls during his senior campaign in 2006-07.

No Sophomore Slump

• Irish sophomore **Luke Harangody** has had anything but a sophomore slump this season as he is currently averaging 21.0 points and 10.4 rebounds. He also has scored 610 points. Comparing his current sophomore season to that of past Irish players, his 610 points presently is the fourth-highest total by an Irish sophomore and his current 21.0 scoring average is fifth all-time.

Where Charity Prevails

• Notre Dame owns a decisive advantage from the charity stripe over its opponents. The Irish have outscored their opponents 466-272 from the line in 29 games in 2007-08 and 285-176 against BIG EAST foes. Notre Dame is shooting 73.9 percent overall from the line (compared to 64.2 percent for opponents) and 75.8 (compared to 64.9 for opponents) in BIG EAST games. **In the win over Marquette, Notre Dame was 24-31 (.774), while Marquette was just 5-8 (.625). The Irish were a perfect 6-6 from the line in the final 26 seconds of the game. Against Pittsburgh, Notre Dame finished 18-20 from the charity stripe.**

Irish Show Overtime Resilience

• Notre Dame's win over Providence on January 31 marked its first overtime game since March 20, 2006 when the Irish dropped an 87-84 double-overtime decision at Michigan in the second round of the NIT. It also was the first overtime for the Irish after losing five straight overtime decisions (all during the 2005-06 campaign). Notre Dame's last overtime win prior to the Providence victory was a 93-92 victory against Georgetown at the Joyce Center on February 1, 2003 — nearly five years to the day.

Getting In A Second Half Gear

• For just the second time this season, Notre Dame trailed at the intermission (35-30) in its eventual 82-70 victory over Pittsburgh. The Irish outscored the Panthers 52-35 in the second half in their eventual 82-70 victory. In fact, Notre Dame erased an 11-point second half deficit (51-40) — its largest of the season — and outscored the Panthers 42-19 in the final 13:44 of the contest. The final 12-point margin of victory was the largest of the game for the Irish.





Miscellaneous Irish Stats...

Career Games In Double Figures:

Luke Harangody	50
Rob Kurz	46
Kyle McAlarney	32
Tory Jackson	19
Ryan Ayers	10
Zach Hillesland	9
Luke Zeller	8
Jonathan Peoples	1

Career Games With 20-Plus Points:

Luke Harangody	20
Kyle McAlarney	8
Rob Kurz	6
Tory Jackson	2

Career Games With 10-Plus Rebounds:

Luke Harangody	24
Rob Kurz	23
Zach Hillesland	3
Tory Jackson	1

Career Games With 10-Plus Assists:

Tory Jackson	5
Kyle McAlarney	1

Career Double-Doubles:

Luke Harangody	23
Rob Kurz	18
Zach Hillesland	3
Tory Jackson	3

Number of Career Games ... Led Irish In

Rob Kurz	
Scoring	11
Rebounds	29
Blocks	45
Steals	12
Assists	8

Luke Zeller

Rebounds	3
Blocks	11
Steals	2

Kyle McAlarney

Assists	22
Scoring	8
Steals	11

Ryan Ayers

Steals	8
Blocks	9
Rebounds	1

Zach Hillesland

Rebounds	5
Blocks	10
Steals	5
Assists	4

Luke Harangody

Scoring	22
Rebounds	25
Steals	10
Blocks	14
Steals	4

Tory Jackson

Scoring	1
Assists	40
Steals	35
Rebounds	2
Blocks	4

Jonathan Peoples

Steals	3
Assists	1
Blocks	1

Tyrone Nash

Steals	1
Blocks	1

Tim Abromaitis

Blocks	1
--------------	---

Now That's Something To Talk About

• Notre Dame's current record-setting 37-game home win streak spans three seasons — the final two games played during the 2005-06 campaign, the entire 2006-07 season (18 games) and 17 games in 2007-08. Here's a look at the dominance of the Irish during its present win streak:

	<u>Notre Dame</u>	<u>Opponents</u>
FG Percentage	1047-2184 (.479)	906-2298 (.394)
3-FG Percentage	324-820 (.395)	244-740 (.330)
Points/Avg.	3,104 (83.9 ppg.)	2,413 (65.2 ppg.)
Margin of Victory	+691 points (+18.7)	

Notes: Notre Dame has shot .500 or better in **15 of 37** games
 Notre Dame opponents have shot .500 or better in **3 of 37** games
 26 wins by 10-plus points
 13 wins by 20-plus points
 9 wins by 30-plus points
 5 wins by 40-plus points
 1 win by 50-plus points

* **Notre Dame's 81-74 overtime win against Providence was the first overtime game during the streak.**

* **Notre Dame trailed the Panthers by 11 (51-40) with 13:53 to play in the contest which marked the largest deficit at home for the Irish this season.**

* **The Irish have only trailed twice at home this season at halftime — Cincinnati (32-27) and Pittsburgh (35-30).**

Irish Find Comfort Away From The Joyce Center

• After starting off the season 0-2 in its first two BIG EAST road games, Notre Dame has won three of its last four league road games. Notre Dame earned its first BIG EAST road win of the season on January 26 with its 90-80 victory over Villanova at the Wachovia Center. The Irish shot 50.9 percent from the field (27-53), 47.4 percent from three-point range (9-19) and 71.1 percent from the charity stripe (27-38).

• The Irish picked up their second road win of the season in as many games with its 95-69 win over the Pirates and was the largest margin of victory in a BIG EAST road game since an 89-62 (22 points) over St. John's on March 6, 2004.

• Notre Dame's third league road win was against Rutgers as the Irish pulled out 71-68 win as head coach Mike Brey's squad won at the RAC for the second straight year.

• In its first two BIG EAST road losses to Marquette (92-66) and Georgetown (84-65), Notre Dame lost by a combined 45 points and shot just 36.1 percent from the field (43-119), 25.0 percent from beyond the arc (11-44) and 72.3 percent (34-47) from the free-throw line.

A Tale Of Two Halves

• The first and second halves for Notre Dame against Cincinnati in its 91-74 victory couldn't have been more different than night and day. In the first half, the Irish trailed 34-27 at the break (the first time they had trailed at home at halftime this season) after shooting only 24.0 percent from the field (6-25). In the second-half, the Irish outscored the Bearcats 64-40 as they shot 69.2 percent (18-26) from the field, 66.7 percent (6-9) from three-point range and 84.6 percent (22-26) from the free throw line.

• Luke Harangody scored 24 of his game-high 25 points in the second half. It was the largest scoring output by an Irish player in a half since Chris Thomas scored 27 of 39 points in the second half of a 77-66 victory over Saint Louis on March 22, 2004.

• The 64 points in the second half were the most points by an Irish team in a half of a regulation game under head coach Mike Brey.

• The six first-half field goals matched the fewest ever scored by an Irish team in a half under Brey.





Record Watch

Most Points As A Sophomore (Season)

1. Adrian Dantley..... 1974-75.....	883
2. Troy Murphy..... 1999-00.....	839
3. Chris Thomas..... 2002-03.....	637
4. Luke Harangody..... 2007-08.....	610

Highest Scoring Average

As A Sophomore (Season)

1. Adrian Dantley..... 1974-75.....	30.4
2. Troy Murphy..... 1999-00.....	22.7
3. Austin Carr..... 1969-70.....	22.1
4. Bob Arzen..... 1966-67.....	21.3
5. Luke Harangody..... 2007-08.....	21.0

Most Field Goals Made

As A Sophomore (Season)

1. Troy Murphy..... 1999-00.....	274
2. John Shumate..... 1972-73.....	257
3. Bob Hawkins..... 1956-57.....	227
4. Luke Harangody..... 2007-08.....	234

Most Field Goals Attempted

As A Sophomore (Season)

1. Adrian Dantley..... 1974-75.....	581
2. Troy Murphy..... 1999-00.....	550
3. Tom Hawkins..... 1956-57.....	527
4. Chris Thomas..... 2002-03.....	523
5. Luke Harangody..... 2007-08.....	457

Most Three Point Goals Made

As A Junior (Season)

1. Colin Falls..... 2005-06.....	102
2. Kyle McAlarney..... 2007-08.....	97
3. Chris Thomas..... 2003-04.....	94
4. Matt Carroll..... 2001-02.....	73
5. Chris Quinn..... 2004-05.....	66

Most Three-Point Field Goals Attempted

As A Junior (Season)

1. Chris Thomas..... 2003-04.....	268
2. Colin Falls..... 2005-06.....	257
3. Kyle McAlarney..... 2007-08.....	215
4. Matt Carroll..... 2001-02.....	177
5. David Graves..... 2000-01.....	164

Most Free Throws Made

As A Sophomore (Season)

1. Adrian Dantley..... 1974-75.....	253
2. David Rivers..... 1985-86.....	149
3. Bob Arzen..... 1966-67.....	147
4. Luke Harangody..... 2007-08.....	139
5. Chris Thomas..... 2002-03.....	135

Most Free Throws Attempted

As A Sophomore (Season)

1. Adrian Dantley..... 1974-75.....	314
2. Robert Whitmore..... 1966-67.....	187
3. Tom Hawkins..... 1956-57.....	186
David Rivers..... 1985-86.....	186
5. Luke Harangody..... 2007-08.....	181

Valuing The Basketball

- In its back-to-back wins over Colgate and Eastern Michigan, Notre Dame committed just eight and nine turnovers, respectively, marking the only time this season that the Irish had fewer than 10 turnovers in back-to-back contests. In the Irish win over Brown on December 29, the Irish had seven turnovers, including just one in the first half. Two of the strengths of Notre Dame basketball teams under head coach Mike Brey have been distributing and taking care of the basketball. The Irish are averaging 19.1 assists per game and 13.1 turnovers for a 1.45 assists-to-turnover ratio. Notre Dame has dished off 20 or more assists in 12 games this season. **The 24 turnovers committed by Notre Dame in the loss at Marquette were the most ever for an Irish team under head coach Mike Brey.**

Double The Pleasure

- **Luke Harangody** recorded a career-best sixth straight double-double against Connecticut on February 13 when he scored a career-high 32 points and matched his career-high with 16 rebounds. He had that streak snapped against Rutgers when he finished with 10 points and eight rebounds.

- Harangody has 17 double-doubles on the season and 17 in the last 25 contests, including 12 of 17 BIG EAST games.

- **The last Irish player to register six consecutive double-doubles was Ryan Humphrey in 2001-02 when he ended his career a double-double in the final 11 games of his career.**

Where There's A Will There's A Way

- Tory Jackson had a rather slow start to the BIG EAST season, but over the last 12 games, in which the Irish are 10-2, the sophomore guard is averaging 10.5 points (126), 5.7 rebounds (68), 6.3 assists (75) and 2.0 steals (24).

- Jackson has recorded three double-doubles this season, which included back-to-back outings against Rutgers and Pittsburgh. He had one of the most unlikely double-doubles that any player under 6-0 could have when he scored 16 points and grabbed a career-high 13 rebounds in the win over Pittsburgh. Jackson also had five assists, three steals and one blocked shot in 37 minutes without committing a turnover. He registered his second career double-double in the previous game versus Rutgers when he scored a season-high 17 points and dished off 10 assists.

- Prior to the Louisville game in which he scored just five points, Jackson's five-game double-figure scoring streak matched the longest of his career.

Record-Setting Home Performance

- Notre Dame put an exclamation point on its record-setting 25th consecutive win at the Joyce Center on December 8. In the 108-62 win over Northern Illinois, the 108 points were the most points scored by the Irish under head coach Mike Brey in a regulation game (ND scored 116 vs. Georgetown in a four overtime contest in 2002), while the 46-point margin of victory was the third-largest during the Brey era. In addition, Notre Dame shot a blistering 72.0 percent from the field in the first half which marked the best shooting performance by an Irish team in the first half under Brey. The Irish also owned a 52-27 advantage on the boards.

Tough Tory

- Tory Jackson suffered a cornea abrasion in his right eye late in the first half of Notre Dame's win over Connecticut on January 5. Jackson returned to play all 20 minutes of the second half and finished the game with 11 assists (matching a career-high), six points, seven rebounds and four steals. He hit two key free throws with 1:52 to play which gave the Irish a six-point lead.





Series Record vs. South Florida
Notre Dame leads 2-1
Home: 2-0, Away: 0-1, Neutral: 0-0

Date	Site	Result	Score
2-15-06	Notre Dame, IN	W	62-55
1-21-07	Notre Dame, IN	W	82-58
2-3-07	Tampa, FL	L	63-69

Scoring	Total	Average
Notre Dame	207	69.0
South Florida	182	60.7

Current Win Streak: USF, 1 game
Brey vs. South Florida: 4-3
ND Biggest Win: 24 (82-58 on 1-21-07)
USF Biggest Win: 6 (63-59 on 2-3-07)
ND Biggest Win Streak: 2 (2006-07)
USF Biggest Win Streak: 1 (2007)

**Free-Throw Shooting in
Final Five Minutes and Overtime:**

Tim Andree	2-2 (1.000)
Tim Abromaitis	5-5 (1.000)
Ryan Ayers	11-13 (.846)
Luke Harangody	48-58 (.828)
Zach Hillesland	7-12 (.583)
Tory Jackson	18-30 (.600)
Rob Kurz	28-32 (.875)
Tom Kopko	0-1 (.000)
Kyle McAlarney	31-38 (.816)
Tyrone Nash	3-8 (.375)
Jonathan Peoples	7-8 (.875)
Ty Proffitt	0-0 (.000)
Carleton Scott	0-0 (.000)
Luke Zeller	1-3 (.333)
Total	149-197 (.756)
Opponents	71-106 (.670)

Irish On The Road Under Brey

	Away	Neutral	Overall
2007-08	4-4	2-2	6-6
2006-07	3-5	3-3	6-8
2005-06	4-7	0-2	4-9
2004-05	4-6	0-1	4-7
2003-04	6-5	2-1	8-6
2002-03	4-5	6-3	10-8
2001-02	8-4	5-3	13-7
2000-01	6-4	2-2	8-6
Totals	39-40	20-17	59-57
	(.494)	(.541)	(.509)

McAlarney Shines On The Big Stage

• Staten Island native **Kyle McAlarney** made his return to New York City and Madison Square Garden a happy one on December 4 as he led his Irish to a 68-59 victory over Kansas State. McAlarney finished with 18 points in the contest on 6-13 shooting from the field (2-5 from three-point range). He scored 14 points in the second half, including nine straight in the final 2:10 of the contest. McAlarney nailed a three-pointer with 1:30 to play and converted four key free throws down the stretch.

McAlarney Shines - Part II

• Kyle McAlarney netted a career-high 32 points in the win over Connecticut which was the first 30-plus performance of his career and the first time this season that an Irish player had topped the 30-point. He was 13-19 from the field and 6-7 from three-point range. Prior to McAlarney's performance, the last Notre Dame player to score 30-plus points in a game was Russell Carter (32 points in a 71-68 loss to St. John's at Madison Square Garden on January 23, 2007).

Unstoppable Luke

• **Luke Harangody** leads the Irish in scoring and rebounding averaging 21.1 points and 10.4 rebounds. He leads the team with 17 doubles and owns a 27-game double-figure scoring streak — the longest on the team and in his career. He has netted double figures in all but one game (Monmouth) and has finished with 10 or more rebounds in 17 contests. Harangody also tops the Irish with 17 games of 20 or more points.

Thirty Something

• **Kyle McAlarney** has scored 30-plus points in three of Notre Dame's 17 BIG EAST games. He had a career-high 32 points in Notre Dame's win over Connecticut on Jan. 5 and then tallied 30 points against Villanova on Jan. 26 and in the recent Irish win over Syracuse. **The last player to score 30-plus points in multiple games during the BIG EAST regular season was Chris Quinn in 2005-06 when he registered four 30-plus point performances — 37 vs. Pittsburgh, 31 vs. Providence and Louisville and 34 vs. Seton Hall.**

• Luke Harangody has two 30-point performances and one 40-points effort. He registered the first 30-point performance of his career when he scored a then career-high 31 points in Notre Dame's overtime win against Providence as he connected on 11-22 shots from the field and was 9-10 from the free-throw line. In addition to scoring 31 points, he also grabbed 14 rebounds. He then topped that with a career-best 32-point effort in the loss at Connecticut and matched his personal best with 16 boards. Harangody recorded Notre Dame's first 40-point performance since 1993 when he scored 40 points and grabbed 12 rebounds against Louisville.

Twenty Something

• **Luke Harangody's** 22 points in the win at Seton Hall marked his fourth straight game with 20-plus points. Heading into the contest, he had scored 20-plus in three straight contests on three different occasions.

• **Kyle McAlarney** also had a three-game 20-plus point outing streak of his own that came to an end against Kansas State. McAlarney registered his first 20-point outing of the season against Youngstown State when he tallied 23 points (a then career best). He followed that up with another career-high outing for the second time in as many games when he tallied 25 points versus Colgate. In the Eastern Michigan outing, McAlarney led the Irish for the second straight game with a 21-point performance.

• **Harangody became the first player since Chris Thomas to score 20-plus points in four straight games in 2003-04 (his junior year) — Pittsburgh (23 points), Connecticut (31 points), Seton Hall (26 points) and Syracuse (25 points).**

• **The last player to record 20-plus points in five straight contests was Ryan**





Record Watch

Highest Free-Throw Percentage As A Senior (Season)

1. Chris Thomas2004-05..... .891
 2. Chris Quinn.....2005-06..... .872
 - 3. Rob Kurz.....2007-08..... .848**
 4. John McCarthy 1957-58..... .846
 5. Matt Carroll2002-03..... .844
- * Minimum 75 attempts

Most Assists As A Sophomore (Season)

1. Chris Thomas2002-03..... 236
2. Tim Singleton..... 1988-89..... 208
- 3. Tory Jackson.....2007-08..... 175**
4. John Paxson..... 1980-81..... 138
- David Rivers 1985-86..... 138

Highest Assist Average As A Sophomore (Season)

1. Chris Thomas2002-03..... 6.9
- Tim Singleton..... 1988-89..... 6.9
- 3. Tory Jackson.....2007-08..... 6.0**
4. David Rivers 1985-86..... 4.9
5. John Paxson..... 1980-81..... 4.8

Most Blocks As A Sophomore (Season):

1. Jordan Cornette.....2002-03..... 75
2. Troy Murphy.....1999-00..... 38
3. LaPhonso Ellis..... 1989-90..... 37
4. Marcus Young.....1994-95..... 28
- 5. Luke Harangody2007-08..... 26**

Humphrey in 2001-02 — St. John's (29), Providence (21), St. John's (21), Connecticut (21) and Charlotte (20).

Home Cookin'

• Notre Dame's 17-0 record at home this season marked just the fourth time since the opening of the Joyce Center in 1968-69 that an Irish team finished undefeated at home during the regular season. Last season, the Irish were 18-0 which marked the most wins ever for a Notre Dame team in a single season. In addition to this year's team and the 2006-07 squad, only two other Notre Dame squads ever completed a season undefeated at home — the 1973-74 and 1985-86 squads both finished their campaigns with identical 15-0 records. The Irish have been the only BIG EAST team to finish undefeated at home each of the last two seasons. Dating back to the 2005-06 campaign, Notre Dame has won 37 consecutive games at home following the win over Syracuse — an active streak that is second among all Division I teams and is the longest in school history as well as the longest during Mike Brey's tenure.

• Notre Dame's current streak dates back to the final two games of the 2005-06 campaign as Irish defeated DePaul (66-61) in the regular-season finale and Vanderbilt (79-69) in the first round of the NIT. Notre Dame's last loss at home was an 80-72 setback to Marquette on February 25, 2006.

Current NCAA Division I Home Court Win Streaks:

1. BYU	47	8. Utah State	18
2. NOTRE DAME	37	9. IUPUI	16
3. Tennessee	31	Kent State	16
4. Kansas	24	South Alabama	16
5. Georgetown	21	12. Duke	15
Michigan State	21	13. Morgan State	13
7. Vanderbilt	19	14. Lamar	12
			12

Joyce Center Streakin'

• Notre Dame broke the Joyce Center home win streak mark on December 8 with its 108-62 win over Northern Illinois. Here's a look at the Joyce Center streaks:

37 - Began with a 66-61 win over DePaul on 3/4/06 (current streak)

24 - Began with a 94-68 win over Xavier on 2/3/73 and ended with a 94-84 loss to Indiana on 12/11/74

22 - Began with an 88-68 win over Pittsburgh on 1/26/77 and ended with a 69-68 overtime loss to DePaul on 2/12/78

16 - Began with a 92-70 win over Fairfield on 12/9/82 and ended with a 51-47 loss to UCLA on 12/3/83

16 - Began with an 89-76 win over West Virginia on 2/20/02 and ended with a 87-79 loss to Connecticut on 2/24/03.

Elite Company

• Notre Dame joined an elite group last year when it registered its 1,600th win against Providence on February 15, 2007. In its 103rd season, Notre Dame has 1,629 victories. Only 12 other schools have reached the mark: Kentucky, North Carolina, Kansas, Duke, Syracuse, Temple, St. John's, Pennsylvania, Indiana, Utah and UCLA.

One Is A Lonely Number

• **Rob Kurz** is the lone senior among the 14 players on this year's Irish roster. The last time Notre Dame had only one senior on the roster was during the 1983-84 when Cecil Rucker was the only senior member of that team that consisted of four juniors, five sophomores and three freshmen. The 1988-89 Irish squad featured no seniors on



The Joyce Center Renovation

On October 6, 2006, plans for the renovation of the Joyce Center arena — home to Notre Dame basketball — were announced and are scheduled to begin in September 2008.

The University has selected the architects for the project, and they currently are in the process of completing final design plans.

The first phase of the project, to begin next September, involves construction of a new three-story structure at the south end of the arena. That structure will include a new two-story lobby, the Notre Dame ticket operations (approximately 4,500 square feet) and a varsity shop to sell apparel and souvenirs (approximately 3,000 square feet), in addition to a new club seating and hospitality area.

Replacement of the Joyce Center arena seating, including installation of chair-back seating throughout the arena, is expected to take place after the University's Commencement Exercises in May 2009. The project is scheduled for completion in January 2010. The arena is expected to re-open by mid-October 2009, in time for the start of the basketball season.

The University announced last October that this \$26.3 million project has received a \$12.5 million leadership gift from Notre Dame alumnus and Trustee Philip J. Purcell III. A month later, another major gift of \$5 million came from Notre Dame graduate Vincent J. Naimoli.

The arena will be named Purcell Pavilion at the Joyce Center -- and the new club/hospitality area and two outdoor patios will be named for the Naimoli family.



that team and was comprised of five juniors, two sophomores and five freshmen.

Eight Straight Postseason Appearances

• Notre Dame's appearance in last year's NCAA tournament field marks the fourth NCAA berth for the Irish in seven years. Since 2000, Notre Dame has appeared in either the NCAA or NIT tournaments each of the last eight years. The Irish played in the 2000 NIT and then earned consecutive NCAA tournament berths — 2001, '02, '03 — followed by NIT appearances in '04, '05 and '06. This current postseason streak matches the longest stretch since making eight straight from 1983-90 (NIT in 1983 and '84 and NCAA from 1985-90).

Monmouth Notables

• The 33 points allowed by Notre Dame in the 76-33 win over Monmouth on November 16, 2007 were the fewest ever under head coach Mike Brey and the eight points in the second half were the fewest ever by an Irish team in a half since the inception of the three-point shot.

• The 33 points allowed were also the fewest given up by a Notre

Dame team since January 4, 1950 in a 54-33 win at home against Butler. It also marked the fewest points scored by an Irish opponent in a road or neutral site game since Kentucky's 34-28 win over the Irish on December 29, 1981 in Louisville, Ky.

• The 43-point margin of victory matched the seventh-highest for an Irish team under Mike Brey.

"D" The Key Against Monmouth

• En route to its 76-33 victory over Monmouth on November 16, Notre Dame held the Hawks without a point in the final 10:31 of the contest and outscored Monmouth 23-0 down the stretch. In fact, the Irish held the Hawks to just eight points in the second half and just 11 points overall in the final 24:52 of the contest. Notre Dame also limited Monmouth to just nine field goal attempts (all misses) in the final 8:17 of the game.

'AYERS' Ball

• Junior **Ryan Ayers** is having the best season of his career as he is shooting 47.3 percent from the field (79-167) and 47.2 percent (51-108) from three-point range. His 8.2 points per game also mark a career best. Last year, he began the season 0-12 from the field



before hitting his first field goal in the sixth game of the year. Heading into this season, he owned a 38.5 career field goal percentage and 37.5 percent mark from three-point range. Ayers netted a career-high 17 points against Louisville connecting on a career-best 5-6 from three-point range. He has reached double figures in eight games.

Quietly Goes About His Business

- Perhaps no player in the Irish lineup is as steady as **Rob Kurz**. The senior forward is the team's third-leading scorer (12.7) and second-leading rebounder (7.6) and has scored in double figures in all but nine contests. He has recorded eight double-doubles with a season-high 23 points and career-high 14 boards coming in wins over North Florida and Rutgers. Kurz is shooting 44.8 percent (111-248) from the field and 39.5 (34-86) from three-point range.

Zeller In Double Figures

- **Luke Zeller** has scored in double figures in four games this season with his most recent double-figure outing coming against Marquette when he scored 11 points. It was the first time in double figures since matching his career-high against Colgate (14 points) on November 26. Zeller also reached double figures in the first game of the season against Long Island when he netted 12 points.

Zeller On The Boards

- **Zeller** had his best rebounding effort of his career as he registered 10 rebounds against Marquette on January 12 which marked a career-high for the Irish junior. His previous career-best had been nine rebounds on three occasions.

The 'Peoples' Choice

- Sophomore **Jonathan Peoples** scored a career-high 12 points in 11 minutes in Notre Dame's loss at Georgetown. Prior to that his personal-best had been nine points against Seton Hall last season. Peoples was 5-6 from the field and 2-2 from three-point range in addition to grabbing four rebounds. He also had a career-high five assists in Notre Dame's win at DePaul.

The Irish All-Time

- The 2007-08 men's basketball campaign marks the 103rd season of basketball and 13th as a member of the BIG EAST Conference. In 103 seasons, Irish teams have posted a 1629-890 record for a .647 winning percentage. In BIG EAST play, Notre Dame owns a 115-102 (.530) record all-time in conference regular-season play.

Always In It

- Since the 2005-06 campaign, Notre Dame's 28 losses have been by a combined 177 points for an average of 6.3 points per game. The 14 setbacks in '05-'06 were by a total of 59 points (4.2 points). The only double-digit loss was to North Carolina State (61-47). The Irish suffered 10 BIG EAST losses during the regular season and those were by a combined 35 points (3.5).

Putting Up The Points And Winning Impressively

- Notre Dame averaged 81.0 points per game last season, the best points per game average ever under Mike Brey. Following the St. John's game, the Irish are scoring at an 81.1 clip. Notre Dame has topped 80-plus points on 16 occasions, 90-plus points seven times and the century mark once.

BIG EAST Formula For Success Under Brey

- Since his arrival at Notre Dame, Mike Brey has led Notre Dame to a 79-50 (.612) record in BIG EAST regular-season games and a 3-7 mark in tournament play for an overall record of 82-57 (.590) against league foes. In Brey's first season, the Irish posted their first-ever winning record in BIG EAST play and won the BIG EAST West Division title with an 11-5 mark. Prior to Brey's arrival at Notre Dame, Irish teams had a 35-53 (.398) regular-season record since joining the league in 1995-96.

Keeping It Close

- In the 84 losses suffered by Irish teams in Mike Brey's seven-plus seasons, only 21 have been by 10 or more points and have been by a combined 576 for an average of 6.9 points per game. Notre Dame's 26-point loss (92-66) to Marquette on January 12 was the largest ever for an Irish team under Brey, while the loss to Georgetown (84-65) was the second-largest.

299 And Counting

- Heading into tonight's game against USF, Notre Dame has hit at least one three-pointer in 299 straight games, a mark that dates back to the 1998-99 campaign. The last time an Irish team failed to hit a three-pointer was a 101-70 loss to Connecticut at the Hartford Civic Center on Jan. 12, 1999 as Notre Dame finished 0-7 from beyond the arc in the game. The 2005-06 Irish squad set the single-season record with 288 three-pointers and fell just one field goal short of that mark (287) in 2006-07.

Home Sweet Home

- Since the inaugural season in 1968-69 at the Joyce Center, Notre Dame owns a 492-141 record all-time for a .777 winning percentage. The Irish are 107-27 (.799) at the Joyce Center during Mike Brey's eight seasons.

Road Warriors

- In Mike Brey's eight seasons, his Irish teams have compiled a road record of 59-57 (.509) that includes a 39-40 (.494) in true road games and a 20-17 mark (.541) in neutral site contests.

A BIG EAST Family

- The Kurz family name is familiar name in BIG EAST circles this season. **Rob Kurz'** younger sister, Laura, is a member of the Villanova women's basketball team. She played for two years (2004-06) at Duke before transferring to Villanova. After sitting out last season, the junior forward has very similar numbers to her older brother Rob. Rob is currently the third-leading scorer for the Irish (12.7 ppg.) and second-leading rebounder (7.6), while Laura is the Wildcats' leading scorer (14.9 ppg.) and rebounder (6.2).





Head Coach Mike Brey
2007 BIG EAST
Coach of the Year

8th season at Notre Dame •
165-84 (.663)
13th season as a head coach •
264-134 (.663)

- Named the 17th head coach at the University of Notre Dame on July 14, 2000
- A 21-year veteran of the college ranks...
 - University of Notre Dame (head coach)
2000-07 (eighth season)
 - University of Delaware (head coach)
1995-2000 (five seasons)
 - Duke University (assistant coach)
1987-95 (eight seasons)

	<u>Overall</u>	<u>BIG EAST (regular season)</u>
2000-01	20-10	11-5 (1st place-West Division)
2001-02	22-11	10-6 (2nd place-West Division)
2002-03	24-10	10-6 (3rd place-West Division)
2003-04	19-13	9-7 (7th place)
2004-05	17-12	9-7 (6th place)
2005-06	16-14	6-10 (11th place)
2006-07	24-8	11-5 (4th place)
2007-08	23-6	13-4
	165-84 (.663)	79-50 (.612)

- Has guided six of his 12 teams to NCAA tournament play; 10 of those teams have advanced to the postseason (four NIT appearances)
- In his first season, led Notre Dame to the 2000-01 BIG EAST West Division championship (its first league regular-season title in school history). In 2002-03, guided the Irish to their first Sweet 16 appearance since 1987
- He is only coach in the program's history to lead his teams to three consecutive 20-win seasons and three straight NCAA tournament appearances in his first three seasons
- Spent eight years as an assistant coach under Mike Krzyzewski at Duke and during that time the Blue Devils advanced to the Final Four six times and won national championships in both 1991 and '92. While there, Duke compiled a 216-65 record
- Played at DeMatha High School under legendary coach Morgan Wootten and graduated from there in 1977. Also served as an assistant coach for Wootten from 1982-87
- Received DeMatha High School's Distinguished Alumnus Award in October 2003
- Awarded an honorary monogram by the Notre Dame Monogram Club in December of 2006 and inducted in University of Delaware Athletic Hall of Fame in November of 2007

• Recipient of 2003 Coaches vs. Cancer Champion Award in recognition of his fund-raising efforts for the Coaches vs. Cancer Program and a member of the CVC National Council

• Along with wife Tish received the Distinguished Service Award and the 2007 March of Dimes Franklin D. Roosevelt Award. The couple has raised more than \$1 million for the South Bend/Michiana area.

Mike Brey vs. Ranked Opponents:

Overall: 23-47
at Notre Dame: 23-41
(2007-08: 2-4; 2006-07: 4-2; 2005-06: 1-7; 2004-05: 2-5; 2003-04: 2-8; 2002-03: 5-6; 2001-02: 3-6; 2000-01: 4-3)
at Delaware: 0-6

Mike Brey in Overtime Games at Notre Dame:

Overall: 4-5
at Georgetown (2/9/02)116-111 (4 OT)
at Boston College (1/25/03)..... 101-96
vs. Georgetown (2/1/03)93-92 (2OT)
at Pittsburgh (1/4/06)97-100 (2OT)
vs. Georgetown (1/24/06)82-85 (2OT)
at Louisville (2/4/06) 86-89
at Connecticut (2/21/06) 74-75
at Michigan (3/20/06)84-87 (2OT)
vs. Providence (1/31/08) 81-74

Mike Brey Among BIG EAST's Best

Since his arrival, Mike Brey has compiled a 82-57 (.590) record in BIG EAST games (79-50 in regular season and 3-7 in tournament contests). Here's how the Irish coach ranks against some of the BIG EAST's best (both past and present)....

Jim Calhoun (UConn: 1986-)	266-145 (.647)
Mick Cronin (UC: 2006-)	10-22 (.313)
Jerry Wainwright (DU: 2005-)	19-30 (.388)
John Thompson (GU: 1979-99)	231-123 (.653)
John Thompson III (GU: 2004-)	52-21 (.712)
Rick Pitino (PC: 1985-87 and UL (2005-)	69-53 (.566)
Paul Evans (UP: 1986-94)	76-70 (.524)
Ben Howland (UP: 1999-03)	46-29 (.613)
Jamie Dixon (UP: 2003-)	61-31 (.663)
Tom Crean (MU: 2005-)	32-20 (.615)
Pete Gillen (PC: 1994-98)	38-43 (.469)
Tim Welsh (PC: 1998-)	71-98 (.420)
Fred Hill (RU: 2006-)	5-28 (.152)
Lou Carnesecca (SJU: 1979-92)	139-80 (.635)
Mike Jarvis (SJU: 1998-03)	57-36 (.613)
Norm Roberts (2004-)	20-46 (.303)
P.J. Carlesimo (SH: 1982-94)	90-130 (.409)
Tommy Amaker (SH: 1997-01)	35-39 (.473)
Louis Orr (SH: 2001-06)	39-47 (.453)
Bobby Gonzalez (SH: 2000-)	11-22 (.333)
Robert McCullum (USF: 2005-)	4-28 (.125)
Jim Boeheim (SU: 1979-)	340-189 (.643)
Rollie Massimino (VU: 1979-92)	123-92 (.572)
Steve Lappas (VU: 1992-01)	96-79 (.559)
Jay Wright (VU: 2001-)	70-55 (.560)
John Beilien (WVU: 2002-)	40-44 (.476)
Gale Catlett (WVU: 1995-02)	49-78 (.386)





Notre Dame Under Brey ...

	Overall	2007-08
Overall	165-84 (.663)	23-6 (.793)
At Home	106-27 (.797)	17-0 (1.000)
On the Road	39-40 (.494)	4-4 (.500)
Neutral Site	20-17 (.541)	2-2 (.500)
vs. BIG EAST (all games)	82-57 (.590)	13-4 (.765)
BIG EAST GAMES (regular season)	79-50 (.612)	13-4 (.765)
Home	49-16 (.754)	9-0 (1.000)
Road	30-34 (.469)	4-4 (.500)
Non-Conference Teams (regular season)	76-20 (.792)	10-2 (.833)
Home	56-9 (.862)	8-0 (1.000)
Road	8-5 (.615)	0-0 (.000)
Neutral	12-6 (.667)	2-2 (.500)
Notre Dame Shoots 50% or better	64-2 (.970)	10-0 (1.000)
Notre Dame Shoots less than 50%	101-82 (.552)	13-6 (.684)
Hold opponent to less than 50%	146-63 (.699)	23-4 (.852)
Hold opponent to less than 40%	90-10 (.900)	10-0 (1.000)
Outrebounds opponent	97-32 (.752)	18-4 (.818)
Plays an overtime game	4-5 (.444)	1-0 (1.000)
Plays a ranked opponent	23-41 (.359)	2-4 (.333)
Plays in November	30-5 (.857)	4-2 (.667)
Plays in December	44-10 (.815)	6-0 (1.000)
Plays in January	36-28 (.563)	5-2 (.714)
Plays in February	35-23 (.603)	6-2 (.750)
Plays in March	20-18 (.526)	2-0 (1.000)
Scores 50 points or less	0-3 (.000)	0-0 (.000)
Scores 50+ points	161-80 (.668)	23-6 (.793)
Scores 60+ points	156-67 (.700)	23-6 (.793)
Scores 70+ points	132-40 (.767)	19-2 (.905)
Scores 80+ points	84-13 (.866)	15-1 (.938)
Scores 90+ points	38-1 (.974)	7-0 (1.000)
Scores 100+ points	9-0 (1.000)	1-0 (.000)
Season openers	8-0 (1.000)	1-0 (1.000)
Season openers at the Joyce Center	8-0 (1.000)	1-0 (1.000)
Record in first home game	8-0 (1.000)	1-0 (1.000)
Records in first road game (includes neutral)	4-4 (.500)	1-0 (1.000)
Records in BIG EAST openers at home	3-1 (.750)	1-0 (1.000)
Records in BIG EAST openers on the road	1-3 (.250)	0-0 (.000)
Best Record	24-8 (.750) (2006-07)	
Worst Record	16-14 (.533) (2005-06)	
Most BIG EAST wins in a season (regular season and tournament)	13 (2007-08)	
Most BIG EAST losses in a season	11 (2005-06)	
Longest home winning streak	36 (2006-07)	
Longest road winning streak (includes neutral)	5 (2000-01)	
Longest home losing streak	3 (2001-02)	
Longest road losing streak (includes neutral)	5 (2005-06)	

Irish Record Under Brey In Games Decided By

1 point.....	9-8
2 points.....	4-7
3 points.....	12-15
4 points.....	3-6
5 points.....	3-6
6 points.....	8-4
7 points.....	13-5
8 points.....	4-8
9 points.....	5-4
10 points.....	7-4
11-15 points.....	35-12
16-20 points.....	19-4
21-30 points.....	18-1
31-40 points.....	15-0
41-50 points.....	10-0
50+points.....	0-0
Total	165-84

Winning BIG EAST Regular Seasons From 2000-01-2006-07

Team	# of Winning Seasons	NCAA Bids
NOTRE DAME	6	4
Pittsburgh	6	6
Syracuse	6	5
Connecticut	5	5
*Marquette	5	4
*Cincinnati	5	5
Georgetown	4	3
*Louisville	4	4
Villanova	3	3
Seton Hall	3	2
Providence	2	2
*DePaul	2	1
West Virginia	2	1
St. John's	1	1
*USF	1	0
Rutgers	0	0

* includes years in Conference USA

10-Win BIG EAST Regular Seasons Since 2000-01

Team	# of 10-Win Season
Pittsburgh	6
Syracuse	5
Connecticut	6
NOTRE DAME	5
Georgetown	4
*Louisville	2
*Marquette	3
Villanova	2
Providence	2
Seton Hall	2
West Virginia	2

* joined BIG EAST in 2005-06





Notre Dame Highs and Lows Under Mike Brey

Notre Dame – Team Game High (1st Half)

Points.....	62 vs. Loyola-Chicago (11/22/00)
Field Goals Made	24 vs. IPFW (11/10/06)*
	24 vs. Syracuse (1/30/07)
Field Goals Attempted	43 vs. New Hampshire (11/16/01)*
	43 vs. Syracuse (1/30/07)
Field Goal Percentage.....	72.0% (18-25) vs. Northern Illinois (12/8/07)*
3 PT Field Goals Made	10 vs. Louisville (2/4/06)
	10 vs. Rider (12/28/06) *
3 PT Field Goals Attempted.....	21 vs. Rider (12/28/06)*
3 PT Field Goals Percentage	80.0% (8-10) vs. Eastern Michigan (12/1/07)*
Free Throws Made	13 vs. Northern Illinois (12/8/07)*
Free Throws Attempted	20 vs. Northern Illinois (12/8/07)*
Free Throw Percentage.....	100.0% on seven occasions
Total Rebounds.....	29 vs. Connecticut (1/5/08)*
Offensive Rebounds	14 vs. Army (12/19/04)*
	14 vs. Providence (2/19/05)
Defensive Rebounds	24 vs. Northern Illinois (12/8/07)*
Assists	19 vs. Canisius (12/19/00)*
Steals.....	12 vs. New Hampshire (11/16/01)*
Blocked Shots.....	13 vs. Belmont (11/17/02)*
Turnovers.....	14 vs. Monmouth (11/16/07)
Fouls.....	11 vs. Villanova (1/8/05)*

Notre Dame – Team Game High (2nd Half)

Points.....	68 vs. Georgetown (2/9/02)
Field Goals Made	24 vs. Pittsburgh (1/4/06)
Field Goals Attempted	63 vs. Georgetown (2/9/02)
Field Goal Percentage.....	72.0% vs. Lafayette (11/14/06)
3 PT Field Goals Made	11 vs. St. John's (3/6/04)
3 PT Field Goals Attempted.....	24 vs. Pittsburgh (1/4/06)
3 PT Field Goals Percentage	75.0% (6-8) vs. Connecticut (2/21/05)
Free Throws Made	27 vs. Seton Hall (2/18/06)
Free Throws Attempted	30 vs. Seton Hall (2/18/06)
Free Throw Percentage.....	100.0% (13-13) vs. Villanova (1/8/05)*
	100.0% (15-15) vs. Winston-Salem St. (11/29/06)*
Total Rebounds.....	34 vs. Seton Hall (1/8/01)
Offensive Rebounds	15 vs. Army (12/19/04)*
Defensive Rebounds	25 vs. Sacred Heart (11/18/00)*
Assists	16 vs. Army (12/19/04)*
Steals.....	14 vs. New Hampshire (11/16/01)*
Blocked Shots.....	6 vs. Belmont (11/17/02)
Turnovers	13 vs. Niagara (12/21/05)*
	13 vs. Marquette (1/12/08)
Fouls.....	16 vs. Rutgers (1/31/04)
	16 vs. Winthrop (3/16/07)*

Notre Dame – Team Game High (Total)

Points.....	116 vs. Georgetown (2/9/02)
Field Goals Made	42 vs. Canisius (12/19/00)*
Field Goals Attempted	94 vs. Georgetown (2/9/02)
Field Goal Percentage.....	66.7% (34-51) vs. Pittsburgh (1/30/02)*
3 PT Field Goals Made	17 vs. St. John's (3/6/04)#
	17 vs. Louisville (2/4/06)#
3 PT Field Goals Attempted.....	44 vs. Canisius (12/22/00)
3 PT Field Goals Percentage	72.7% (16-22) vs. Loyola-Chicago (11/22/00)*#
Free Throws Made	33 vs. Seton Hall (2/18/06)
Free Throws Attempted	45 vs. Columbia (12/23/05)*
Free Throw Percentage.....	100% (5-5) vs. Illinois (3/22/03)
	100% (19-19) vs. Villanova (1/8/05)#
Total Rebounds.....	64 vs. Georgetown (2/9/02)
Offensive Rebounds	24 vs. Seton Hall (1/8/01)
Defensive Rebounds	41 vs. Northern Illinois (12/8/07)*
Assists	32 vs. Canisius (12/19/00)*#
Steals.....	26 vs. New Hampshire (11/16/01)*#
Blocked Shots.....	19 vs. Belmont (12/17/02)*#
Turnovers.....	24 vs. Marquette (1/12/08)
Fouls.....	26 vs. Georgetown (2/9/02)

Notre Dame – Team Game Lows (1st Half)

Points.....	19 vs. Connecticut (2/21/04)*
Field Goals Made	6 vs. Connecticut (2/21/04)
	6 vs. Cincinnati (1/15/08)*
Field Goals Attempted	21 vs. Canisius College (12/22/01)
Field Goal Percentage.....	18.8% (6-32) vs. Connecticut (2/21/04)
3 PT Field Goals Made.....	0 vs. West Virginia (1/7/04)
3 PT Field Goals Attempted.....	5 on three occasions
3 PT Field Goals Percentage	0.0% (0-7) vs. West Virginia (1/7/04)*
	0.0% (0-10) vs. Michigan (12-3-05)*
Free Throws Made	0 on six occasions
Free Throws Attempted	0 on five occasions
Free Throw Percentage.....	0.0% on five occasions
Total Rebounds.....	10 vs. Pittsburgh (2/9/03)*
Offensive Rebounds.....	1 on three occasions
Defensive Rebounds	8 vs. Pittsburgh (2/12/05)
Assists	1 vs. Villanova (1/27/07)*
Steals.....	1 on three occasions
Blocked Shots.....	0 on 15 occasions
Turnovers	1 vs. Georgetown (3/4/04)*
	1 vs. Brown (12/29/07)*
Fouls.....	0 vs. Samford (12/30/04)*

Notre Dame – Team Game Lows (2nd Half)

Points.....	19 vs. Valparaiso (1/5/03)
Field Goals Made	6 vs. Purdue (3/17/04)*
	6 vs. Harvard (11/19/04)*
Field Goals Attempted	19 vs. Georgetown (2/16/05)*
	19 vs. West Virginia (1/9/07)*
Field Goal Percentage.....	21.4% (6-28) vs. Harvard (11/19/04)*
3 PT Field Goals Made	0 vs. Connecticut (11/12/99)
	0 vs. Providence (1/31/08)*
3 PT Field Goals Attempted.....	3 vs. Indiana (12/8/04)
3 PT Field Goals Percentage	0.0% (0-6) vs. Providence(1/31/08)*
Free Throws Made	0 vs. Pittsburgh (1/12/04)
Free Throws Attempted	2 vs. Pittsburgh (1/12/04)
	2 vs. West Virginia (2/1/06)
Free Throw Percentage.....	0.0% (0-2) vs. Pittsburgh (1/12/04)
Total Rebounds.....	7 vs. Rutgers (3/1/03)
Offensive Rebounds	2 vs. Charleston Southern (11/26/04)
Defensive Rebounds	4 vs. Rutgers (3/1/03)
Assists	0 vs. Harvard (11/19/04)
Steals.....	0 on three occasions
Blocked Shots.....	0 on nine occasions
Turnovers	0 vs. West Virginia (3/10/04)
Fouls.....	3 vs. West Virginia (1/7/04)*
	3 vs. Hofstra (11/22/05)*

Notre Dame – Team Game Lows (Total)

Points.....	48 vs. North Carolina St. (11/26/05)
	48 vs. Georgetown (1/6/07)
Field Goals Made	13 vs. Rutgers (3/1/03)
Field Goals Attempted	43 vs. West Virginia (1/9/07)
Field Goal Percentage.....	29.7% (19-64) vs. Connecticut (2/21/04)
3 PT Field Goals Made.....	1 vs. Pittsburgh (2/3/01)
3 PT Field Goals Attempted.....	8 vs. Pittsburgh (2/3/01)
3 PT Field Goals Percentage	10.5% vs. Rutgers (2/14/02)
Free Throws Made	2 vs. Syracuse (1/14/02)
Free Throws Attempted	4 vs. Pittsburgh (3/8/01)
Free Throw Percentage.....	28.0% (7-25) vs. Georgetown (1/19/08)
Total Rebounds.....	21 vs. Rutgers (3/1/03)
Offensive Rebounds	3 vs. DePaul (12/14/02)*
Defensive Rebounds	14 vs. DePaul (12/11/04)*
Assists	6 vs. Mississippi (3/18/01)
Steals.....	1 vs. DePaul (12/11/04)
Blocked Shots.....	0 vs. Georgetown (1/6/07)
	0 vs. Baylor (11/18/07)
Turnovers	4 on three occasions
Fouls.....	6 vs. West Virginia (1/7/04)*

* Indicates game played at the Joyce Center, Notre Dame, Ind.

Indicates school record





Opponent Highs and Lows Under Mike Brey

Opponent – Team Game High (1st Half)

Points.....	53, Arizona (3/27/03)
Field Goals Made	23, Arizona (3/27/03)
Field Goals Attempted	43, Arizona (3/27/03)
Field Goal Percentage	59.3% (16-27), on three occasions
3 PT Field Goals Made.....	9, Syracuse (1/11/06)*
	9, Lehigh (11/27/06)*
3 PT Field Goals Attempted.....	19, Syracuse (1/11/06)*
3 PT Field Goal Percentage	81.8% (9-11), Lehigh (11/26/06)*
Free Throws Made	14, Sacred Heart (11/18/00)*
Free Throws Attempted	19, Sacred Heart (11/18/00)*
Free Throw Percentage.....	100.0%, on seven occasions
Total Rebounds.....	33, Connecticut (2/21/04)
Offensive Rebounds	16, Northern Illinois (11/24/03)*
Defensive Rebounds	21, on four occasions
Assists	14, Arizona (3/27/03)
Steals.....	9, Miami (Fla.) (2/23/02)
	9, Marquette (1/12/08)
Blocked Shots.....	10, Connecticut (2/21/04)
Turnovers	16, Loyola (Chicago) (11/22/00)*
Fouls.....	16, Rutgers (2/14/01)

Opponent – Team Game High (2nd Half)

Points.....	68, Georgetown (4 OT) (2/9/02)
Field Goals Made	21, Syracuse (2/24/08)*
Field Goals Attempted	49, Syracuse (2/24/08)*
Field Goal Percentage.....	68.2% (15-22), American (12/21/03)*
3 PT Field Goals Made.....	9, Texas (12/8/02)
3 PT Field Goals Attempted.....	22, Tennessee Tech (12/17/00)*
3 PT Field Goal Percentage	100.0% (3-3), Seton Hall (2/5/03)
Free Throws Made	24, Pittsburgh (2 OT) (1/4/06)
Free Throws Attempted	39, Pittsburgh (2 OT) (1/4/06)
Free Throw Percentage.....	100.0% (14-14), Morehead State (12/28/03)*
Total Rebounds.....	38, Georgetown (4 OT) (2/9/02)
Offensive Rebounds	16, Syracuse (2/24/08)*
Defensive Rebounds	27, Georgetown (4 OT) (2/9/02)
Assists	19, Pittsburgh (2 OT) (1/4/06)
Steals.....	9, on two occasions
Blocked Shots.....	11, Georgetown (4 OT) (2/9/02)
Turnovers	15, New Hampshire (11/16/01)*
Fouls.....	20, Seton Hall (2/18/06)

Opponent – Team Game High (Total)

Points.....	111, Georgetown (4 OT) (2/9/02)
Field Goals Made	41, Syracuse (3/4/03)*
Field Goals Attempted	82, Syracuse (2/24/08)*
Field Goal Percentage.....	63.0% (29-46), American (12/21/03)*
3 PT Field Goals Made.....	14, Texas (12/7/02)
	14, Lehigh (11/27/06)*
3 PT Field Goals Attempted.....	35, Tennessee Tech (12/17/00) *
3 PT Field Goal Percentage	73.7% (14-19), Lehigh (11/27/06)*
Free Throws Made	30, Pittsburgh (2 OT) (1/4/06)
Free Throws Attempted	46, Pittsburgh (2 OT) (1/4/06)
Free Throw Percentage.....	94.1% (16-17), Morehead State (12/28/03)*
Total Rebounds.....	59, Connecticut (2/21/04)
Offensive Rebounds	27, Loyola (Chicago) (11/22/00)*
Defensive Rebounds	38, Pittsburgh (2 OT) (1/4/06)
Assists	30, Pittsburgh (2 OT) (1/4/06)
Steals.....	13, Niagara (12/21/05)*
Blocked Shots.....	19, Connecticut (OT) (2/21/06)
Turnovers	30, New Hampshire (11/16/01)*
Fouls.....	31, Columbia (12/23/05)*

Opponent – Team Game Lows (1st Half)

Points.....	12, The Citadel (11/19/06)*
Field Goals Made	5, The Citadel (11/19/06)*
Field Goals Attempted	19, Army (12/21/06)*
Field Goal Percentage.....	20.7% (6-29), Pittsburgh (11/12/02)
3 PT Field Goals Made.....	0, on seven occasions
3 PT Field Goals Attempted.....	2, Georgetown (2/9/02)
3 PT Field Goal Percentage	0.0%, on seven occasions
Free Throws Made	0, on 17 occasions
Free Throws Attempted	0, on nine occasions
Free Throw Percentage.....	0.0%, on 16 occasions
Total Rebounds.....	8, Monmouth (11/16/07)
Offensive Rebounds	0, Lafayette (11/14/06)
Defensive Rebounds	5, Fordham, (12/28/05)*
Assists	2, on four occasions
Steals.....	0, on five occasions
Blocked Shots.....	0, on 17 occasions
Turnovers	1, on two occasions
Fouls.....	1, Pittsburgh (2/12/05)

Opponent – Team Game Lows (2nd Half)

Points.....	8, Monmouth (11/16/07)
Field Goals Made	3, Monmouth (11/16/07)
Field Goals Attempted	20, on four occasions
Field Goal Percentage.....	13.0% (3-23), Monmouth (11/16/07)
3 PT Field Goals Made.....	0, on seven occasions
3 PT Field Goals Attempted.....	3, on five occasions
3 PT Field Goal Percentage	0.0% on seven occasions
Free Throws Made	0, Monmouth (1/25/01)
Free Throws Attempted	1, Monmouth (1/25/01)
Free Throw Percentage.....	0.0% (0-1), Monmouth (1/25/01)
Total Rebounds.....	7, American (12/21/03)*
Offensive Rebounds	1, Cincinnati (11/24/00)
Defensive Rebounds	3, Virginia Tech (2/22/03)*
Assists	2, on six occasions
Steals.....	0, on four occasions
Blocked Shots.....	0, on 11 occasions
Turnovers	0, West Virginia (3/10/04)
Fouls.....	4, Syracuse (1/14/02)

Opponent – Team Game Lows (Total)

Points.....	33, Monmouth (11/16/07)
Field Goals Made	12, Bucknell (11/22/02)*
Field Goals Attempted	35, Rutgers (3/1/03)
Field Goal Percentage.....	21.1% (12-57), Bucknell (11/22/02)*
3 PT Field Goals Made.....	1, on three occasions
3 PT Field Goals Attempted.....	8, St. John's (2/14/01)
3 PT Field Goal Percentage	5.9% (1-17), Cincinnati (11/24/00)
Free Throws Made	0, Charleston Southern (11/26/04)*
Free Throws Attempted	0, Charleston Southern (11/26/04)*
Free Throw Percentage.....	0.0% (0-0), Charleston Southern (11/26/04)*
Total Rebounds.....	19, Winston-Salem St. (11/29/06)*
Offensive Rebounds	3, Army (12/19/04) *
	3, West Virginia (2/1/06)
Defensive Rebounds	13, Fordham (12/28/05)*
	13, Winston-Salem St. (11/29/06)
Assists	5, Bucknell (11/22/02)*
Steals.....	1, Connecticut (3/11/04)
	1, Eastern Michigan (12/1/07)*
Blocked Shots.....	0, on nine occasions
Turnovers	4, Syracuse, (2/15/03)
Fouls.....	10, on three occasions

* Indicates game played at the Joyce Center, Notre Dame, Ind.





Notre Dame Highs and Lows in a BIG EAST Game

Notre Dame – BIG EAST Team Game High (1st Half)

Points.....	61 vs. Syracuse (1/30/07)
Field Goals Made.....	24 vs. Syracuse (1/30/07)
Field Goals Attempted.....	43 vs. Syracuse (1/30/07)
Field Goal Percentage.....	67.7% (21-31) vs. Pittsburgh (1/30/02)*
3 PT Field Goals Made.....	10 vs. Louisville (2/4/06)
	10 vs. Syracuse (1/30/07)
3 PT Field Goals Attempted.....	20 vs. Louisville (2/4/06)
3 PT Field Goals Percentage.....	70.0% (7-10) vs. West Virginia (2/1/06)
Free Throws Made.....	11 vs. Connecticut (2/9/04)*
Free Throws Attempted.....	14 vs. Connecticut (2/9/04)*
Free Throw Percentage.....	100.0% on four occasions
Total Rebounds.....	29 vs. Connecticut (1/5/08)
Offensive Rebounds.....	14 vs. Providence (2/19/05)
Defensive Rebounds.....	19 vs. Georgetown (3/4/04)*
Assists.....	14 vs. Syracuse (1/11/06)*
Steals.....	7 on four occasions
Blocked Shots.....	7 vs. Connecticut (2/9/04)*
	7 vs. West Virginia (1/19/05)
Turnovers.....	12 vs. St. John's (1/23/07)
Fouls.....	11 vs. Villanova (1/8/05)*

Notre Dame – BIG EAST Team Game High (2nd Half)

Points.....	68 vs. Georgetown (2/9/02)
Field Goals Made.....	24 vs. Pittsburgh (1/4/06)
Field Goals Attempted.....	63 vs. Georgetown (2/9/02)
Field Goal Percentage.....	69.2% vs. Cincinnati (1/25/08)*
3 PT Field Goals Made.....	11 vs. St. John's (3/6/04)
3 PT Field Goals Attempted.....	24 vs. Pittsburgh (1/4/06)
3 PT Field Goals Percentage.....	71.4% (6-8) vs. Connecticut (2/21/05)
Free Throws Made.....	27 vs. Seton Hall (2/18/06)
Free Throws Attempted.....	30 vs. Seton Hall (2/18/06)
Free Throw Percentage.....	100.0% (13-13) vs. Villanova (1/8/05)*
Total Rebounds.....	34 vs. Seton Hall (1/8/01)
Offensive Rebounds.....	18 vs. Seton Hall (1/8/01)
Defensive Rebounds.....	27 vs. Georgetown (3/4/04)*
Assists.....	14 vs. Cincinnati (1/15/08)*
Steals.....	6 vs. Villanova (1/17/07)
Blocked Shots.....	4 vs. Connecticut (3/11/04)
	4 vs. Villanova (1/8/05)*
Turnovers.....	13 vs. Marquette (1/12/08)
Fouls.....	26 vs. Pittsburgh (1/4/06)

Notre Dame – BIG EAST Team Game High (Total)

Points.....	116 vs. Georgetown (2/9/02)
Field Goals Made.....	41 vs. Georgetown (2/9/02)
Field Goals Attempted.....	94 vs. Georgetown (2/9/02)
Field Goal Percentage.....	66.7% (34-51) vs. Pittsburgh (1/30/02)*
3 PT Field Goals Made.....	17 vs. St. John's (3/6/04)#
	17 vs. Louisville (2/4/06)#
3 PT Field Goals Attempted.....	36 vs. Pittsburgh (1/4/06)
3 PT Field Goals Percentage.....	61.9% (13-21) vs. Providence (1/14/06)*
Free Throws Made.....	34 vs. Cincinnati (1/15/08)*
Free Throws Attempted.....	42 vs. Cincinnati (1/15/08)*
Free Throw Percentage.....	100.0% (19-19) vs. Villanova (1/14/03)#*
Total Rebounds.....	64 vs. Georgetown (2/9/02)
Offensive Rebounds.....	24 vs. Seton Hall (1/8/01)
Defensive Rebounds.....	34 vs. West Virginia (1/3/08)*
Assists.....	21 vs. Syracuse (2/24/08)
Steals.....	10 on three occasions
Blocked Shots.....	9 vs. Connecticut (2/9/04)*
Turnovers.....	26 vs. Pittsburgh (2/8/00)
Fouls.....	32 vs. Pittsburgh (1/4/06)

*Indicates game played at the Joyce Center, Notre Dame, Ind.
#Indicates school record

Notre Dame – BIG EAST Team Game Lows (1st Half)

Points.....	19 vs. Connecticut (2/12/04)*
Field Goals Made.....	6 vs. Connecticut (2/21/04)
	6 vs. Cincinnati (1/15/08)*
Field Goals Attempted.....	24 on four occasions
Field Goal Percentage.....	18.8% (6-32) vs. Connecticut (2/21/04)
3 PT Field Goals Made.....	0 vs. West Virginia (1/7/04)
	0 vs. Connecticut (1/12/99)
3 PT Field Goals Attempted.....	5 vs. Virginia Tech (1/20/04)
	5 vs. West Virginia (1/3/08)*
3 PT Field Goals Percentage.....	8.3% (1-12) vs. Providence (1/21/03)
Free Throws Made.....	0 on five occasions
Free Throws Attempted.....	0 on five occasions
Free Throw Percentage.....	0.0% on five occasions
Total Rebounds.....	10 vs. Pittsburgh (2/9/03)*
Offensive Rebounds.....	0 on three occasions
Defensive Rebounds.....	7 vs. St. John's (1/23/07)
Assists.....	1 vs. Villanova (1/27/07)*
Steals.....	0 vs. Pittsburgh (3/5/05)
Blocked Shots.....	0 on nine occasions
Turnovers.....	1 vs. Georgetown (3/4/04)*
Fouls.....	3 vs. DePaul (1/7/06)

Notre Dame – BIG EAST Team Game Lows (2nd Half)

Points.....	23 vs. Georgetown (1/6/07)
Field Goals Made.....	7 vs. Syracuse (1/10/05)
Field Goals Attempted.....	19 vs. Georgetown (2/16/05)*
	19 vs. West Virginia (1/9/07)*
Field Goal Percentage.....	28.0% (7-25) vs. Syracuse (1/10/05)
3 PT Field Goals Made.....	0 vs. Connecticut (1/12/99)
	0 vs. Providence (1/31/08)*
3 PT Field Goals Attempted.....	6 vs. Rutgers (2/17/08)
3 PT Field Goals Percentage.....	0.0% (0-6) vs. Providence (1/31/08)*
Free Throws Made.....	0 vs. Pittsburgh (1/12/04)
Free Throws Attempted.....	2 vs. Pittsburgh (1/12/04)
	2 vs. West Virginia (2/1/06)
Free Throw Percentage.....	0.0% (0-2) vs. Pittsburgh (1/12/04)
Total Rebounds.....	7 vs. Rutgers (3/1/03)
Offensive Rebounds.....	3 vs. Pittsburgh (2/9/03)*
	3 vs. Boston College (2/8/05)*
Defensive Rebounds.....	4 vs. Rutgers (3/1/03)
Assists.....	2 vs. Boston College (2/4/04)
Steals.....	0 vs. Georgetown (3/4/04)*
	0 vs. Villanova (1/26/05)
Blocked Shots.....	0 on six occasions
Turnovers.....	0 vs. West Virginia (3/10/04)
Fouls.....	3 vs. West Virginia (1/7/04)*

Notre Dame – BIG EAST Team Game Lows (Total)

Points.....	48 vs. Georgetown (1/7/06)
Field Goals Made.....	13 vs. Rutgers (3/1/03)
Field Goals Attempted.....	42 vs. Miami (2/26/00)
Field Goal Percentage.....	29.7% (19-64) vs. Connecticut (2/21/04)
3 PT Field Goals Made.....	0 vs. Connecticut (1/12/99)
3 PT Field Goals Attempted.....	6 vs. Seton Hall (2/6/99)
3 PT Field Goals Percentage.....	10.5% vs. Rutgers (2/14/02)
Free Throws Made.....	2 vs. Syracuse (1/14/02)
	2 vs. West Virginia (2/1/06)
Free Throws Attempted.....	4 vs. Pittsburgh (3/8/01)
Free Throw Percentage.....	28.0% (7-25) vs. Georgetown (1/19/08)
Total Rebounds.....	21 vs. Rutgers (3/1/03)
Offensive Rebounds.....	4 vs. Pittsburgh (2/9/03)*
Defensive Rebounds.....	18 vs. Pittsburgh (2/7/04)*
	18 vs. Georgetown (1/6/07)
Assists.....	7 vs. Rutgers (3/1/03)
	7 vs. Pittsburgh (3/8/01)
Steals.....	2 vs. Cincinnati (2-18-07)
	3 vs. Georgetown (1/23/05)
Blocked Shots.....	0 vs. Georgetown (1/6/07)
Turnovers.....	4 vs. Connecticut (2/9/04)*





Opponent Highs and Lows in a BIG EAST Game

Opponent – BIG EAST Team Game High (1st Half)

Points.....	54, Connecticut (1/12/99)
Field Goals Made	22, Syracuse (3/4/03)*
Field Goals Attempted	44, Georgetown (3/4/01)*
Field Goal Percentage	65.2% (15-23), Providence (2/21/96)*
3 PT Field Goals Made.....	9 on three occasions
3 PT Field Goals Attempted.....	19, West Virginia (2/2/00)*
	19, Syracuse (1/11/06)*
3 PT Field Goals Percentage	100.0% (5-5), Connecticut (2/8/97)*
Free Throws Made	21, Connecticut (1/12/99)
Free Throws Attempted	23, Connecticut (1/12/99)
Free Throw Percentage.....	100.0% (7-7), Connecticut (3/11/04)
	100.0% (8-8), Providence (3/2/02)*
Total Rebounds.....	33, Connecticut (2/21/04)
Offensive Rebounds	14, Georgetown (3/8/03)
Defensive Rebounds	21, Connecticut (3/11/04)
	21, Connecticut (2/21/04)
Assists	12, Villanova (1/17/07)
Steals.....	9, Marquette (1/12/08)
Blocked Shots.....	10, Connecticut (2/21/04)
Turnovers	14, Pittsburgh (1/6/03)
Fouls.....	14, Rutgers (1/31/04)

Opponent – BIG EAST Team Game High (2nd Half)

Points.....	68, Georgetown (2/9/02)
Field Goals Made	23, Georgetown (2/9/02)
Field Goals Attempted	60, Georgetown (2/9/02)
Field Goal Percentage	66.7 % (20-30), Pittsburgh (3/5/05)*
3 PT Field Goals Made.....	9, Pittsburgh (1/29/97)
3 PT Field Goals Attempted.....	20, Miami (2/23/02)
3 PT Field Goals Percentage	83.3% (5-6), Boston College (3/1/97)
Free Throws Made	24, Pittsburgh (1/4/06)
Free Throws Attempted	39, Pittsburgh (1/4/06)
Free Throw Percentage.....	100.0% (14-14), Miami (1/28/00)*
Total Rebounds.....	31, Syracuse (2/24/08)*
Offensive Rebounds	16, Syracuse (2/24/08)*
Defensive Rebounds	26, Connecticut (2/21/04)
Assists	19, Pittsburgh (1/4/06)
Steals.....	8, Marquette (1/12/08)
Blocked Shots.....	6, Syracuse (1/11/06)*
	6, Connecticut (1/5/08)*
Turnovers	10, Rutgers (1/31/04)
Fouls.....	20, Seton Hall (2/18/06)

Opponent – BIG EAST Team Game High (Total)

Points.....	111, Georgetown (2/9/02)
Field Goals Made	41, Syracuse (3/4/03)*
Field Goals Attempted	87, Georgetown (1/7/97)
Field Goal Percentage	56.5% (34-60), Syracuse (1/17/04)*
3 PT Field Goals Made.....	14, Syracuse (1/16/00)
3 PT Field Goals Attempted.....	36, Boston College (1/2/00)*
3 PT Field Goals Percentage	71.4% (5-7), Seton Hall (2/5/03)
Free Throws Made	32, Connecticut (1/12/99)
Free Throws Attempted	46, Pittsburgh (1/4/06)
Free Throw Percentage.....	94.4% (17-18), Miami (1/25/00)*
Total Rebounds.....	59, Connecticut (2/21/04)
Offensive Rebounds	32, Georgetown (1/7/97)
Defensive Rebounds	40, Connecticut (1/3/98)
Assists	30, Pittsburgh (1/4/06)
Steals.....	24, Georgetown (2/10/99)*
Blocked Shots.....	19, Connecticut (OT) (2/21/06)
Turnovers	23, Villanova (1/6/02)*
Fouls.....	33, West Virginia (2/11/97)*

Opponent – BIG EAST Team Game Lows (1st Half)

Points.....	16, Georgetown (3/4/04)*
Field Goals Made	6, Georgetown (2/16/05)*
Field Goals Attempted	19, Georgetown (2/16/05)*
Field Goal Percentage	21.9% (7-32), Syracuse (3/4/03)*
3 PT Field Goals Made.....	0 on seven occasions
3 PT Field Goals Attempted.....	2, Georgetown (2/1/03)*
3 PT Field Goals Percentage	0.0% (0-10), DePaul (2/20/07)*
	0.0% (0-8), Connecticut (1/5/08)*
Free Throws Made	0 on five occasions
Free Throws Attempted	0, Rutgers (1/31/04) and St. John's (3/5/08)
	0, West Virginia (1/9/02)
Free Throw Percentage.....	0.0% on five occasions
Total Rebounds.....	10, West Virginia (2/1/06)
Offensive Rebounds	0, Virginia Tech (1/20/04)
Defensive Rebounds	7, Seton Hall (1/12/03)*
	7, West Virginia (1/3/08)*
Assists	2, South Florida (2/15/06)*
Steals.....	0, Connecticut (3/11/04)
	0, Georgetown (3/4/04)*
Blocked Shots.....	0 on six occasions
Turnovers	1, Pittsburgh (1/12/04)
Fouls.....	3, Pittsburgh (2/7/04)*

Opponent – BIG EAST Team Game Lows (2nd Half)

Points.....	21, Rutgers (1/14/03)*
Field Goals Made	5, West Virginia (1/9/02)
Field Goals Attempted	17, Boston College (1/9/96)
Field Goal Percentage	22.7%, West Virginia (1/9/02)
3 PT Field Goals Made.....	0, Connecticut (2/26/01)
3 PT Field Goals Attempted.....	3, Connecticut (2/26/01)
3 PT Field Goals Percentage	0.0% (0-3), Connecticut (2/26/01)
Free Throws Made	0, Pittsburgh (12/6/97)
	0, St. John's (1/23/07)
Free Throws Attempted	0, Pittsburgh (1/29/97)
	0, St. John's (1/23/07)
Free Throw Percentage.....	0.0% (0-0), Pittsburgh (1/29/97)
	0.0% (0-0), St. John's (1/23/07)
Total Rebounds.....	9, West Virginia (3/10/04)
	9, Virginia Tech (2/22/03)*
Offensive Rebounds	1, West Virginia (3/10/04)
Defensive Rebounds	3, Virginia Tech (2/22/03)*
Assists	2, Connecticut (3/11/04)
Steals.....	0, St. John's (3/6/04)
	0, West Virginia (1/15/05)
Blocked Shots.....	0, on five occasions
Turnovers	0, West Virginia (3/10/04)
Fouls.....	2, Connecticut (2/21/05)

Opponent – BIG EAST Team Game Lows (Total)

Points.....	48, Georgetown (3/4/04)*
Field Goals Made	17, Rutgers (1/20/96) *
Field Goals Attempted	40, Syracuse (2/5/05)
Field Goal Percentage	28.1% (18-64), Georgetown (3/4/04)*
3 PT Field Goals Made.....	1, Georgetown (2/7/98)
	1, South Florida (2/15/06)*
3 PT Field Goals Attempted.....	7, Seton Hall (2/5/03)
3 PT Field Goals Percentage	9.5% (2-21), Seton Hall (2/6/99)
Free Throws Made	1, DePaul (2/2/08)*
Free Throws Attempted	3, Connecticut (2/12/00)*
	3, DePaul (2/2/08)*
Free Throw Percentage.....	33.3% (1-3), DePaul (2/2/08)
Total Rebounds.....	22, West Virginia (2/1/06)
Offensive Rebounds	4, West Virginia (2/18/03)
Defensive Rebounds	16, Pittsburgh (1/30/02)*
Assists	6, Syracuse (2/5/05)
Steals.....	1, Connecticut (3/11/04)
Blocked Shots.....	0 on three occasions
Turnovers	4, Syracuse (2/15/03)
Fouls.....	11, Connecticut (3/11/04)

* Indicates game played at the Joyce Center, Notre Dame, Ind.





The Last Time ...

Notre Dame recorded a ...

30-Point win was on 12/29/07 - ND 87, Brown 54 (33 points)*
40-Point win was on 12/8/07 - ND 108, Northern Illinois (46 points)*
50-Point win was on 12/28/06 - ND 101, Rider 51 (50 points)
30-Point loss was on 1/7/99 - ND 62, Villanova 93 (31 points)*

Notre Dame shot ...

60% on FGs was on 12/8/07 - 62.1% (36-58) vs. Northern Illinois (ND 108 - Northern Illinois 62)
65% on FGs was on 1/30/02 - 66.7% (34-51) vs. Pittsburgh (ND 89 - Pittsburgh 76)*
90% on FTs was on 1/5/08 - 90.9% (10-11) vs. Connecticut (ND 73 - Connecticut 67)*

Notre Dame ...

Won 10 games in a row was from 11/24/07 thru 1/5/08 - 10 straight
Won 15 games in a row was from 12/31/53 thru 3/9/54 - 18 straight
Won 20 games in a row never
Lost 5 games in a row was from 1/20/06 thru 2/4/06 - 5 straight
Scored 100 points was on 12/8/07 (ND 108 - Northern Illinois 62)*
- Scored 100 points on the road was on 1/30/07 (ND 103 - Syracuse 91)
- Scored 100 points at a neutral site was on 3/12/78 (ND 100 - Houston 77) (NCAA First Round, Tulsa, OK)
- Scored 100 points and lost was on 3/20/71 (ND 106 - Houston 119) (NCAA Regional Semi-finals at Wichita, KS)
Allowed 100 points was on 1/17/07 vs. Villanova (ND 87 - Villanova 102)
Scored less than 50 points was on 1/6/07 vs. Georgetown (ND 48 - Georgetown 66)
Allowed less than 50 points was on 11/16/07 vs. Monmouth (ND 76 - Monmouth 33)
Played an Overtime Game was on 1/31/08 vs. Providence (ND 81 - Providence 74 - OT)*
- Played in a Multi-Overtime Game was on 3/20/06 vs. Michigan (ND 87 - Michigan 84 - 2OT)
Won on a "last second" shot was on 2/9/03 vs. Pittsburgh (ND 66 - Pittsburgh 64 - Torin Francis layup at 00:00.6)*
Had 5 double figure scorers was on 2/24/08 vs. Syracuse (ND 94 - Syracuse 87)* Kyle McAlarney 30, Rob Kurz 15, Luke Harangody 14, Tory Jackson 10, Ryan Ayers 10
Had 6 double figure scorers was on 12/14/03 vs. DePaul (ND 82 - DePaul 69) Jordan Cornette 17, Chris Thomas 13, Colin Falls 12, Torin Francis 12, Chris Quinn 12, Rick Cornett 10
Had 7 double figure scorers never
Had two double-figure rebounders was on 2/21/08 vs. Pittsburgh (ND 82 - Pittsburgh 70) Tory Jackson 13, Luke Harangody 12*
Had two players with double-doubles was on 2/21/08 vs. Pittsburgh (ND 82 - Pittsburgh 70) Luke Harangody (23 pts, 12 rebs), Tory Jackson (16 pts, 13 rebs)*
Had three players with double-doubles never
Had two 30-point scorers was on 2/18/06 vs. Seton Hall (ND 102 - Seton Hall 91) Chris Quinn - 34, Colin Falls - 32
Had two 20-point scorers was on 3/2/08 vs. DePaul (ND 98 - DePaul 91) Luke Harangody - 24, Rob Kurz- 21
Had three 20-point scorers was on 3/8/07 vs. Syracuse (ND 89 - Syracuse 83) Russell Carter 24, Luke Harangody 20, Colin Falls 23
Made 10 three-point field goals was on 3/2/08 - 13-23 (56.5%) vs. DePaul (ND 98 - DePaul 91)
Committed 10 turnovers or less was on 3/2/08 - 7 turnovers vs. DePaul (ND 98 - DePaul 91)
Committed 5 turnovers or less was on 2/21/06 - 4 turnovers vs. Connecticut (ND 74 - Connecticut 75 - OT)
Committed 25 turnovers was on 2/8/00 - 26 turnovers vs. Villanova (ND 69 - Villanova 86)
Forced 25 turnovers was on 11/16/01 - 30 turnovers vs. New Hampshire (ND 95 - New Hampshire 53)

An Irish player had ...

25+ points was on 2/28/08 - Luke Harangody (40) vs. Louisville (ND 85 - Louisville 90)
30+ points was on 2/28/08 - Luke Harangody (40) vs. Louisville (ND 85 - Louisville 90)
35+ points was on 2/28/08 - Luke Harangody (40) vs. Louisville (ND 85 - Louisville 90)
40+ points was on 2/28/08 - Luke Harangody (40) vs. Louisville (ND 85 - Louisville 90)
15 or more rebounds was on 2/13/08 - Luke Harangody (16) vs. Connecticut (ND 78 - Connecticut 84)
20 rebounds was on 11/22/02 - Torin Francis (20) vs. Bucknell (ND 73 - Bucknell 42)*
a "double-double" was on 2/28/08 - Luke Harangody (40 pts., 12 rebs.) vs. Louisville (ND 85 - Louisville 90)
a "triple-double" was on 11/16/01 - Chris Thomas (24 pts, 11 ast, 11 steals) vs. New Hampshire (ND 99 - New Hampshire 53)*
20 points and 10 rebounds was on 2/28/08 - Luke Harangody (40 pts, 12 rebs) vs. Louisville (ND 85 - Louisville 90)
20 points and 20 rebounds was on 1/8/01 - Troy Murphy (25 pts, 20 rebs) vs. Seton Hall (ND 76 - Seton Hall 78)
10 assists was on 2/17/08 - Tory Jackson (10) vs. Rutgers (ND 71 - Rutgers 68)
10 blocks was on 11/17/02 - Jordan Cornette (11) vs. Belmont (ND 76 - Belmont 48)*#
10 steals was on 11/16/01 - Chris Thomas (11) vs. New Hampshire (ND 99, New Hampshire 53)*#

An opposing player had ...

25+ points was on 3/2/08 - Dar Tucker (28), DePaul (ND 98 - DePaul 91)
30+ points was on 3/9/07 - Jeff Green (30), Georgetown (ND 82 - Georgetown 84)
35+ points was on 2/1/03 - Mike Sweetney (38), Georgetown (ND 93 - Georgetown 92 2OT)
40+ points was on 2/8/87 - Danny Manning (40), Kansas (ND 60 - Kansas 70)
15 rebounds was on 3/8/07 - Paul Harris (15), Syracuse (ND 89 - Syracuse 83)
20 rebounds was on 3/8/07 - Terrance Roberts (20), Syracuse (ND 89 - Syracuse 83)
a "double-double" was on 3/2/08 - Mac Koshwal (23 pts, 10 rebs) DePaul (ND 98 - DePaul 91)
a "triple-double" was on 2/21/06 - Marcus Williams (18 pts, 10 rebs, 13 asts) Connecticut (ND 74 - Connecticut 75 - OT)
20 points and 10 rebounds was on 3/2/08 - Mac Koshwal (23 pts, 10 rebs) DePaul (ND 98 - DePaul 91)
20 points and 20 rebounds was on 2/9/02 - Mike Sweetney (35 pts, 20 rebs) Georgetown (ND 116 - Georgetown 111 - 4OT)
10 assists was on 3/16/07 - Michael Jenkins (11), Winthrop (ND 64 - North Carolina 74)
10 blocks was on 1/5/08 - Hasheem Thabeet (10), Connecticut (ND 73 - Connecticut 67)*
10 steals was on 1/29/89 - Mark Macon (11), Temple (ND 64 - Temple 60)*

*indicates Notre Dame home game; #school record; @Joyce Center record





The Last Time In A BIG EAST Game...

Notre Dame Recorded a ...
30-Point win.....never
40-Point win.....never
50-Point win.....never
30-Point loss.....was on 1/7/99 – ND 62, Villanova 93 (31 points)

Notre Dame Shot ...
60% on FGs.....was on 1/6/01 – 60.8% (31-51) vs. Rutgers (ND 87 - Rutgers 80)*
65% on FGs.....was on 1/30/02 – 66.7% (34-51) vs. Pittsburgh (ND 89 - Pittsburgh 76)*
90% on FTs.....was on 1/20/06 – 92.3% (12-13) vs. Marquette (ND 65 - Marquette 67)

Notre Dame ...
Won 5 BIG EAST games in a rowwas from 1/26/08 thru 2/9/08 (5 straight)
Won 10 BIG EAST games in a rownever
Lost 5 BIG EAST games in a rowwas from 1/20/06 thru 2/4/04 (5 straight)
Scored 100 points.....was on 1/30/07 (ND 103 - Syracuse 91)
-Scored 100 points on the roadwas on 1/30/07 (ND 103 - Syracuse 91)
-Scored 100 points on the neutral site.....never
-Scored 100 points and lost.....never
Allowed 100 pointswas on 1/17/07 vs. Villanova (ND 87 - Villanova 102)
Scored less than 50 pointswas on 1/6/07 vs. Georgetown (ND 48 - Georgetown 66)
Allowed less than 50 pointswas on 3/4/04 vs. Georgetown (ND 61 - Georgetown 48)*
Played an Overtime Gamewas on 1/31/08 vs. Providence (ND 81 - Providence 74 - OT)*
-Played in a Multi-Overtime Game.....was on 1/24/06 vs. Georgetown (ND 82 - Georgetown 85 - 2OT)*
Won on a "last second" shot.....was on 2/9/03 vs. Pittsburgh (ND 66 - Pittsburgh 64 - Torin Francis layup at 00:00.6)*
Had 5 double figure scorerswas on 2/24/08 vs. Syracuse (ND 94 – Syracuse 87)* Kyle McAlarney 30, Rob Kurz 15, Luke Harangody 14, Tory Jackson 10, Ryan Ayers 10
Had 6 double figure scorersnever
Had 7 double figure scorersnever
Had two double figure rebounderswas on 2/21/08 vs. Pittsburgh (ND 82 - Pittsburgh 70) Tory Jackson 13, Luke Harangody 12*
Had two players with double-doubles.....was on 2/21/08 vs. Pittsburgh (ND 82 - Pittsburgh 70) Luke Harangody (23 pts, 12 rebs), Tory Jackson (16 pts, 13 rebs)*
Had three players with double-doublesnever
Had two 30-point scorers.....was on 2/18/06 vs. Seton Hall (ND 102 – Seton Hall 91) - Chris Quinn - 34, Colin Falls - 32
Had two 20-point scorers.....was on 3/2/08 vs. DePaul (ND 98 - DePaul 91) Luke Harangody - 24, Rob Kurz- 21
Had three 20-point scorerswas on 3/8/07 vs. Syracuse (ND 89 - Syracuse 83) - Russell Carter 24, Luke Harangody 20, Colin Falls 23
Made 10 three-point field goalswas on 2/28/08 – 12-29 (41.4%) vs. Louisville (ND 85 – Louisville 90)
Committed 10 turnovers or less.....was on 3/2/08 – 7 turnovers vs. DePaul (ND 98 - DePaul 91)
Committed 5 turnovers or less.....was on 2/21/06 - 4 turnovers vs. Connecticut (ND 74 - Connecticut 75 - OT)
Committed 25 turnoverswas on 2/8/00 - 26 turnovers vs. Villanova (ND 69 - Villanova 86)
Forced 25 turnoversnever

An Irish player had ...
25+ points.....was on 2/28/08 - Luke Harangody (40) vs. Louisville (ND 85 - Louisville 90)
30+ points.....was on 2/28/08 - Luke Harangody (40) vs. Louisville (ND 85 - Louisville 90)
35+ points.....was on 2/28/08 - Luke Harangody (40) vs. Louisville (ND 85 - Louisville 90)
40+ points.....was on 2/28/08 - Luke Harangody (40) vs. Louisville (ND 85 - Louisville 90)
15 or more rebounds.....was on 2/13/08 - Luke Harangody (16) vs. Connecticut (ND 78 - Connecticut 84)
20 rebounds.....was on 1/8/01 - Troy Murphy (20) vs. Seton Hall (ND 76 - Seton Hall 78)
a "double-double".....was on 2/28/08 - Luke Harangody (40 pts., 12 rebs.) vs. Louisville (ND 85 - Louisville 90)
a "triple-double" never
20 points and 10 rebounds.....was on 2/28/08 - Luke Harangody (40 pts, 12 rebs) vs. Louisville (ND 85 - Louisville 90)
20 points and 20 rebounds.....was on 1/8/01 - Troy Murphy (25 pts, 20 rebs) vs. Seton Hall (ND 76 - Seton Hall 78)
10 assists.....was on 2/17/08 - Tory Jackson (10) vs. Rutgers (ND 71 - Rutgers 68)
10 blocksnever
10 stealsnever

An opposing player had ...
25+ points.....was on 3/2/08 - Dar Tucker (28), DePaul (ND 98 - DePaul 91)
30+ points.....was on 3/9/07 - Jeff Green (30), Georgetown (ND 82 - Georgetown 84)
35+ points.....was on 2/1/03 - Mike Sweetney (38), Georgetown (ND 93 - Georgetown 92 - 2OT)
40+ pointsnever
15 rebounds.....was on 2/3/07 - McHugh Mattis (16), South Florida (ND 63 - South Florida 69)
20 rebounds.....was on 3/8/07 - Terrance Roberts (20), Syracuse (ND 89 - Syracuse 83)
a "double-double".....was on 3/2/08 - Mac Koshwal (23 pts, 10 rebs) DePaul (ND 98 - DePaul 91)
a "triple-double" was on 2/21/06 - Marcus Williams (18 pts, 10 rebs, 13 asts), Connecticut (ND 74 - Connecticut 75 - OT)
20 points and 10 rebounds was on 3/2/08 - Mac Koshwal (23 pts, 10 rebs) DePaul (ND 98 - DePaul 91)
20 points and 20 rebounds was on 2/9/02 - Mike Sweetney (35 pts,20 rebs), Georgetown (ND 116 - Georgetown 111 - 4OT)
10 assists.....was on 2/21/05 - Marcus Williams (12), Connecticut (ND 74 - Connecticut 88)
10 blockswas on 1/5/08 - Hasheem Thabeet (10), Connecticut (ND 73 - Connecticut 67)*
10 stealsnever

Note: Notre Dame began playing as a member of the BIG EAST Conference in 1995-96.
* indicates Notre Dame home game; @ indicates Joyce Center record; # indicates school record





Rob Kurz #31

Forward • Senior • 6-9 • 232
Lower Gwynedd, Pa. (Penn Charter)

SENIOR SEASON (2007-08):

Has started all 29 contests for the Irish this season, has scored in double figures in 17 games, grabbed 10-plus boards in 11 contests and recorded eight double-doubles ... finished with 21 points at DePaul (3/2) ... scored 15 points in home finale vs. St. John's (3/5) ... most recent double-double came in win at Rutgers (2/17) as he scored 11 points and grabbed a career-high 14 boards ... recorded seventh double-double with 17 points, 10 rebounds and matched season-high with four rebounds vs. Seton Hall (2/6) ... was 6-6 from the free throw line, making key baskets in the final minutes of play vs. Providence (1/31) ... scored 15 points vs. Syracuse (2/24) ... registered sixth double-double of the season with 17 points and 10 rebounds vs. Cincinnati (1/15) ... finished with 14 points and 10 boards vs. Connecticut (1/5) ... scored 14 points vs. Pittsburgh (2/21) ... matched a then career-high 13 rebounds against West Virginia (1/3) ... recorded third double-double of the season vs. Brown (12/29) as he finished with 15 points and 11 boards ... grabbed 12 boards against DePaul (2/2) ... posted second back-to-back double-double of his career when he finished with season-high 23 points and grabbed a career-high 13 boards against North Florida (12/31) ... had team high 17 points against Northern Illinois (12/8) ... netted a season high 20 points against Colgate (11/26) ... also brought down 10 rebounds against the Raiders to mark his second double-double of the season ... grabbed season high 11 rebounds vs. Youngstown State (11/24) ... played season high 31 minutes vs. Georgia Tech (11/19) ... was 3-of-5 behind the arc against the Yellow Jackets ... was perfect from the line (6-6) against Tech ... recorded 15 points against Monmouth in only 24 minutes of play (11/16) ... played 28 minutes vs. Long Island in season opener with a season high 19 points (11/12) ... recorded first double-double of the season (12th of career) ... was 8-of-12 from the field, tying career high eight field goals ... also finished with 10 rebounds vs. the Blackbirds ... recorded four blocked shots against Long Island, another season-high ... BIG EAST Weekly Honor Roll (12/31).

Career Stats vs. The BIG EAST

Opponent	G-GS	Min.	3Pt.			Reb.	A	PF	BS	ST	Pts.
			FG- FGA	FG- FGA	FT- FTA						
Cincinnati	2-2	61/30.5	5-14	1-3	11-14	17/8.5	3	6	1	1	22/11.0
Connecticut	4-2	79/19.8	8-22	4-7	2-4	20/5.0	1	9	2	3	22/5.5
DePaul	6-4	173/28.8	25-45	11-14	10-14	44/7.3	10	14	9	3	71/11.8
Georgetown	6-5	159/26.5	13-35	4-11	21-21	36/6.0	6	14	4	5	48/8.0
Louisville	3-2	79/26.3	5-20	2-9	10-12	21/7.0	12	13	3	1	22/7.3
Marquette	5-4	129/25.8	11-31	3-12	5-7	21/4.2	3	8	4	2	32/6.4
Pittsburgh	2-1	44/22.0	7-13	2-4	4-4	7/3.5	1	7	1	0	20/10.0
Providence	5-3	107/21.4	12-31	1-7	11-18	26/5.2	5	11	8	2	39/7.8
Rutgers	3-2	76/25.3	9-20	2-5	6-7	22/7.3	3	6	4	0	26/8.7
St. John's	2-2	61/30.5	7-18	1-7	7-9	13/6.5	0	6	2	2	22/11.0
Seton Hall	3-2	77/25.7	9-17	2-7	23-28	20/6.7	3	8	7	0	43/14.3
South Florida	3-1	75/25.0	8-16	3-3	12-14	22/7.3	1	7	7	2	31/10.3
Syracuse	3-3	83/27.7	8-25	3-6	19-25	13/4.3	3	5	4	2	32/10.7
Villanova	4-4	98/24.5	10-26	2-8	11-14	25/6.3	1	12	2	3	33/8.3
West Virginia	4-2	77/19.3	3-10	0-0	10-13	25/6.3	2	5	3	0	16/4.0

Career Highs

Points.....25 vs. Lehigh (11-27-06)
 Field Goals8 on three occasions
 Field Goals Attempted.....14 vs. DePaul (3-2-08)
 Field-Goal Percentage.....1.000 on four occasions
 Three-Point Field Goals4 vs. DePaul (3-2-08)
 Three-Point Field Goals Attempted.....5 on six occasions
 Three-Point Field Goal Percentage.....1.000 on 10 occasions
 Free Throws12 vs. Lehigh (11-27-06)
 Free Throws Attempted.....13 vs. Lehigh (11-27-06) and Rider (12-28-06)
 Free-Throw Percentage.....1.000 on 31 occasions
 Rebounds.....14 vs. Rutgers (2-17-08)
 Assists.....7 vs. Elon (12-16-06)
 Blocked Shots.....5 vs. Wofford (12-30-05)
 Steals.....3 on four occasions
 Minutes.....43 vs. Georgetown (1-24-06)

Season Stats

Opp.	Min.	Total			3FG-FGA	Pct.	FT-FTA	Pct.	Rebounds			PF	A	TO	BLK	Stl.	Pts.
		FG-FGA	Pct.	FG-FGA					Off.	Def.	Total						
Long Island (S)	28	8-12	.667	1-3	.333	2-2	1.000	2	8	10	2	3	0	4	0	19	
Monmouth (S)	24	5-9	.556	1-1	1.000	4-7	.571	2	3	5	2	3	4	1	0	15	
Baylor (S)	27	2-11	.182	2-4	.500	7-8	.875	1	4	5	4	0	2	0	1	13	
Georgia Tech (S)	31	3-6	.500	3-5	.600	6-6	1.000	2	3	5	4	4	3	2	1	15	
Youngstown State (S)	26	3-5	.600	0-0	.000	2-3	.667	1	10	11	2	4	0	2	0	8	
Colgate (S)	28	7-10	.700	0-2	.000	6-6	1.000	5	5	10	2	4	2	1	1	20	
Eastern Michigan (S)	27	2-5	.400	0-0	.000	3-7	.429	2	4	6	3	4	2	3	0	7	
Kansas State (S)	21	3-5	.600	0-1	.000	0-0	.000	0	3	3	2	0	4	1	1	6	
Northern Illinois (S)	19	4-7	.571	2-2	1.000	7-8	.875	1	5	6	3	2	1	0	0	17	
San Francisco (S)	29	5-9	.556	1-2	.500	1-1	1.000	2	6	8	2	3	1	0	3	12	
Brown (S)	26	5-10	.500	0-2	.000	5-5	1.000	3	8	11	2	1	1	1	1	15	
North Florida (S)	32	7-11	.636	3-5	.600	6-8	.750	3	10	13	4	4	3	1	2	23	
West Virginia (S)	35	1-5	.200	0-0	.000	6-6	1.000	4	9	13	2	1	4	2	0	8	
Connecticut (S)	31	5-12	.417	2-3	.667	2-2	1.000	5	5	10	4	1	2	2	1	14	
Marquette (S)	25	3-8	.375	2-6	.333	3-4	.750	1	5	6	2	1	4	0	1	11	
Cincinnati (S)	32	4-11	.363	1-3	.333	8-9	.889	4	6	10	3	3	2	1	1	17	
Georgetown (S)	32	1-6	.167	0-2	.000	6-6	1.000	2	4	6	4	2	0	0	1	8	
Villanova (S)	31	3-7	.429	2-5	.400	4-4	1.000	1	3	4	3	1	4	0	0	12	
Providence (S)	30	2-8	.250	1-4	.250	6-6	1.000	2	5	7	4	4	2	3	1	11	
DePaul (S)	28	2-7	.285	0-1	.000	4-4	1.000	3	9	12	3	1	1	2	0	8	
Seton Hall (S)	31	4-10	.400	1-5	.200	8-9	.889	2	8	10	2	1	2	4	0	17	
Marquette (S)	24	2-6	.333	1-2	.500	0-0	.000	1	4	5	1	1	1	1	0	5	
Connecticut (S)	21	1-5	.200	0-2	.000	0-0	.000	1	2	3	3	0	2	0	1	2	
Rutgers (S)	36	4-11	.363	1-4	.250	2-2	1.000	3	11	14	1	0	2	3	0	11	
Pittsburgh (S)	29	5-11	.455	2-4	.500	2-2	1.000	0	5	5	4	1	1	1	0	14	
Syracuse (S)	30	3-8	.375	2-4	.500	7-10	.700	0	2	2	3	2	3	2	1	15	
Louisville (S)	32	3-9	.333	1-5	.200	2-2	1.000	2	6	8	5	5	0	0	1	9	
DePaul (S)	33	8-14	.571	4-5	.800	1-2	.500	2	5	7	4	2	3	3	0	21	
St. John's (S)	34	6-10	.600	1-4	.250	2-3	.667	0	4	4	3	0	4	0	1	15	

Career Statistics

YEAR	G-S	MIN/AVG	FG-FGA	PCT.	3-Point			FT-FTA	PCT.	Rebounds			AST.	STL	BLK	PF-D	PTS/AVG
					FG-FGA	PCT.	FG-FGA			O	D	TOT					
2004-05	14-0	66/4.7	5-14	.357	1-3	.333	8-14	.571	8	8	16	1.1	3	1	2	9-1	19/1.4
BIG EAST	4-0	4/1.0	0-0	.000	0-0	.000	0-0	.000	0	0	0	0.0	0	0	0	0-0	0/0.0
2005-06	30-12	638/21.3	61-131	.466	11-25	.440	58-75	.773	55	97	152	5.1	19	15	26	76-3	191/6.4
BIG EAST	16-5	339/21.2	32-71	.451	6-13	.462	33-44	.750	25	50	75	4.7	6	7	11	37-1	103/6.5
2006-07	31-30	868/28.0	113-226	.500	21-49	.429	145-179	.810	94	154	248	8.0	53	24	46	85-1	392/12.6
BIG EAST	15-14	434/28.9	45-107	.421	10-25	.400	56-77	.727	43	64	107	7.1	19	6	23	41-0	156/10.4
2007-08	29-29	832/28.7	111-248	.448	34-86	.395	112-132	.848	57	162	219	7.6	58	19	40	83-1	368/12.7
BIG EAST	17-17	514/30.2	57-148	.385	21-59	.356	63-71	.887	33	93	126	7.4	26	9	24	51-1	198/11.6
TOTALS	104-71	2402/23.1	290-619	.468	67-163	.411	323-400	.808	214	421	635	6.1	133	59	114	253-6	970/9.3
BIG EAST	52-36	1291/24.8	134-326	.411	37-97	.381	152-192	.792	101	207	308	5.9	51	22	58	129-2	457/8.8





Ryan Ayers #42
Guard/Forward • Junior • 6-7 • 210
Blue Bell, Pa. (Germantown Academy)

JUNIOR SEASON (2007-08):

Started the first 17 games of the season ... scored a career-high 17 points, connecting on 5-6 three-pointers vs. Louisville (2/28) ... followed that up with nine points vs. DePaul (3/2) ... had back-to-back games with double figure scoring 10 points against Villanova (1/26) and Providence (1/31) ... knocked down key three point basket in overtime to surge Notre Dame ahead of the Friars (1/31) ... came off the bench against Villanova (1/26) and scored 10 points as he netted double figures for the sixth time ... scored 10 points, grabbed a season-high six rebounds and dished off a career-high four assists vs. Syracuse (2/24) ... finished with nine points, hitting 4-5 shots from the field against Seton Hall (2/6) ... also had nine points vs. Marquette (2/9) and connected on key four-point play ... netted seven points and grabbed four rebounds vs. Cincinnati (1/15) in 30 minutes ... tallied nine points, grabbed three rebounds and matched career-high with two blocked shots against DePaul (2/2) ... knocked down two free-throws near the end of the second half to seal win over Connecticut (1/5) ... registered second double-figure scoring effort of the season (and third of his career) against Eastern Michigan (12/1) when he finished with 12 points, hitting 4-5 shots from the field, including 3-4 from three-point range ... finished with 11 points against Northern Illinois ... matched career-high with three assists vs. Youngstown State (11/24) ... netted a personal-best 13 points and five field goals against Monmouth (11/16) in addition to grabbing a career-high seven rebounds ... posted season-high 32 minutes against the Hawks ... matched career-high of 13 points against Brown (12/29) and also grabbed six boards ... followed that up with the first back-to-back double-figure scoring effort of his career when he finished with 10 points and six boards vs. North Florida (12/31) ... made first career season-opener start with the Irish against Long Island (11/12) and second of his career ... scored eight or more points in 18 games and been in double figures in nine contests.

Career Stats vs. The BIG EAST

Opponent	G-GS	Min.	3Pt.			Reb.	A	PF	BS	ST	Pts.
			FG-FGA	FG-FGA	FT-FTA						
Cincinnati	2-1	60/30.0	6-6	5-5	2-4	5/2.5	1	1	1	1	19/9.5
Connecticut	2-1	56/28.0	3-12	2-7	2-2	7/3.5	1	3	1	1	10/5.0
DePaul	5-0	84/16.8	9-16	6-10	0-0	6/1.2	4	3	2	1	21/4.2
Georgetown	3-1	37/12.3	1-5	1-5	1-2	2/0.7	1	1	0	2	4/1.3
Louisville	2-0	30/15.0	6-9	5-6	0-0	5/2.5	1	3	1	1	17/8.5
Marquette	5-1	41/8.2	4-12	2-9	3-3	5/1.0	2	2	0	4	13/2.6
Pittsburgh	2-0	28/14.0	1-3	1-3	2-2	2/1.0	3	3	0	0	5/2.5
Providence	3-1	57/19.0	5-9	3-5	2-3	5/1.7	2	4	0	2	15/5.0
Rutgers	3-0	41/13.7	5-7	3-5	0-0	5/1.7	0	3	1	0	13/4.3
St. John's	1-0	18/18.0	2-6	0-3	1-1	1/1.0	0	2	0	0	5/5.0
Seton Hall	3-0	36/12	6-7	3-3	0-0	5/1.7	1	1	1	0	15/5.0
South Florida	2-0	21/10.5	2-6	1-3	0-1	4/2.0	0	0	0	2	5/2.5
Syracuse	3-0	46/15.3	4-12	2-10	7-8	7/2.3	4	5	2	2	17/5.7
Villanova	3-0	37/12.3	4-8	4-8	6-9	6/2.0	1	2	1	3	18/6.0
West Virginia	3-1	41/13.7	3-5	3-5	2-2	5/1.7	0	1	1	0	11/3.7

Career Highs

Points.....17 vs. Louisville (2-28-08)
 Field Goals.....6 vs. Louisville (2-28-08)
 Field Goals Attempted.....11 vs. Brown (12-29-07)
 Field-Goal Percentage.....1.000 on six occasions
 Three-Point Field Goals.....5 vs. Louisville (2-28-08)
 Three-Point Field Goals Attempted.....7 vs. San Francisco (12-22-07)
 Three-Point Field Goal Percentage.....1.000 on ten occasions
 Free Throws.....5 vs. Syracuse (2-24-08)
 Free Throws Attempted.....6 vs. Villanova (1-26-08) and Syracuse (2-24-08)
 Free-Throw Percentage.....1.000 on 11 occasions
 Rebounds.....7 vs. Winston-Salem St. (11-29-06) and Monmouth (11-16-07)
 Assists.....4 vs. Syracuse (2-24-08)
 Blocked Shots.....2 vs. Monmouth (11-16-07) and DePaul (2-2-08)
 Steals.....5 vs. Winthrop (3-16-07)
 Minutes.....36 vs. West Virginia (1-3-08) and Providence (1-31-08)


Season Stats

Opp.	Min.	Total			Rebounds			PF	A	TO	BLK	Stl.	Pts.			
		FG-FGA	Pct.	3FG-FGA	Pct.	FT-FTA	Pct.							Off.	Def.	Total
Long Island (S)	24	3-8	.375	2-4	.500	0-0	.000	0	4	4	3	1	0	1	8	
Monmouth (S)	32	5-6	.833	3-4	.750	0-0	.000	2	5	7	0	3	1	2	0	13
Baylor (S)	27	3-6	.500	3-5	.600	0-0	.000	1	2	3	3	1	1	0	0	9
Georgia Tech (S)	18	1-3	.333	1-2	.500	0-0	.000	1	1	2	0	0	0	0	1	3
Youngstown State (S)	26	2-8	.250	2-5	.400	0-0	.000	2	1	3	1	3	2	0	1	6
Colgate (S)	20	3-7	.429	1-4	.250	2-2	1.000	0	2	2	1	0	1	0	1	9
Eastern Michigan (S)	27	4-5	.800	3-4	.750	1-1	1.000	0	1	1	0	0	0	0	0	12
Kansas State (S)	30	2-8	.250	1-2	.500	0-1	.000	1	2	3	2	2	0	1	2	5
Northern Illinois (S)	19	4-6	.667	2-4	.500	1-3	.333	1	3	4	1	3	0	0	1	11
San Francisco (S)	29	3-8	.375	3-7	.429	0-0	.000	0	3	3	0	0	1	1	0	9
Brown (S)	20	5-11	.455	3-6	.500	0-0	.000	4	2	6	3	2	0	1	0	13
North Florida (S)	28	3-6	.500	2-4	.500	2-2	1.000	1	5	6	1	2	2	1	2	10
West Virginia (S)	36	2-4	.500	2-4	.500	2-2	1.000	0	5	5	1	0	2	1	0	8
Connecticut (S)	32	1-6	.167	1-4	.250	2-2	1.000	0	3	3	2	0	1	0	1	5
Marquette (S)	23	0-3	.000	0-2	.000	0-0	.000	0	2	2	1	1	0	0	1	0
Cincinnati (S)	30	2-2	1.000	1-1	1.000	2-4	.500	1	3	4	0	1	1	0	1	7
Georgetown (S)	23	1-4	.250	1-4	.250	1-2	.500	0	2	2	1	1	0	0	1	4
Villanova	18	2-3	.667	2-3	.667	4-6	.667	1	4	5	1	1	1	0	3	10
Providence	36	3-5	.600	2-4	.500	2-3	.667	0	3	3	2	1	1	0	1	10
DePaul	32	4-8	.500	1-3	.333	0-0	.000	0	3	3	1	2	1	2	0	9
Seton Hall	19	4-5	.800	1-1	1.000	0-0	.000	1	3	4	1	0	2	1	0	9
Marquette	23	3-6	.500	2-5	.400	1-1	1.000	0	1	1	0	1	1	0	1	9
Connecticut	24	2-6	.333	1-3	.333	0-0	.000	2	2	4	1	1	1	1	0	5
Rutgers	28	3-4	.750	1-2	.500	0-0	.000	1	3	4	2	0	1	1	0	7
Pittsburgh	22	1-3	.333	1-3	.333	2-2	1.000	1	1	2	2	3	0	0	0	5
Syracuse	26	2-7	.286	1-6	.167	5-6	.833	0	6	6	2	4	1	1	2	10
Louisville	27	6-9	.667	5-6	.833	0-0	.000	2	3	5	2	1	0	1	1	17
DePaul	24	3-4	.750	3-3	1.000	0-0	.000	0	0	0	2	1	0	0	1	9
St. John's	18	2-6	.333	0-3	.000	1-1	1.000	0	1	1	2	0	0	0	0	5

Career Statistics

YEAR	G-S	MIN/AVG	FG-FGA	PCT.	3-Point			FT-FTA	PCT.	Rebounds				AST.	STL	BLK	PF-D	PTS/AVG
					FG-FGA	PCT.	FT-FTA			O	D	TOT	AVG.					
2005-06	18-0	123/6.8	6-22	.273	3-12	.250	4-4	1.000	3	9	12	0.7	3	3	2	11-0	19/1.1	
BIG EAST	8-0	27/3.4	2-5	.400	1-2	.500	0-0	.000	0	1	1	0.3	0	3	0	5-0	5/0.6	
2006-07	30-1	358/11.9	28-67	.418	18-48	.375	14-18	.778	9	32	41	1.4	13	15	5	29-0	88/2.9	
BIG EAST	15-1	175/11.7	18-30	.600	15-25	.600	6-8	.750	2	11	13	0.9	3	3	3	12-0	57/3.8	
2007-08	29-17	744/25.7	79-167	.473	51-108	.472	28-38	.737	22	76	98	3.4	35	22	15	38-0	237/8.2	
BIG EAST	17-5	444/26.1	41-85	.482	25-57	.439	22-29	.759	9	45	54	3.2	18	13	8	23-0	129/7.6	
TOTAL	77-18	1225/15.9	113-256	.441	72-168	.429	46-60	.767	34	117	151	2.0	51	40	22	78-0	344/4.5	
BIG EAST	40-6	646/16.2	61-120	.508	41-84	.488	28-37	.757	11	57	68	1.7	21	19	11	40-0	191/4.8	





Zach Hillesland #33

Forward • Junior • 6-9 • 233
Toledo, Ohio (St. John's Jesuit)

JUNIOR SEASON (2007-08):

Earned first start of the season and fifth of his career against Villanova (1/26) and subsequent games against Providence (1/31) and DePaul (2/2) ... finished with two points and six rebounds against the Wildcats ... has grabbed five or more rebounds in 17 of the 28 contests he has played ... blocked a career-high three shots against Syracuse (2/24) in addition to scoring six points, grabbing four rebounds and dishing off a season-high six assists ... netted double figures for the third time this season vs. Marquette (2/9) as he finished with 10 points and grabbed seven boards ... scored seven points vs. Seton Hall (2/6) ... brought down seven defensive rebounds in 18 minutes of play against Georgetown (1/21) ... scored in double figures for the third time this season as he finished with 10 points and five rebounds against the Blue Demons ... season-high seven assists vs. Blue Demons (3/2) ... dished off six assists vs. St. John's ... scored six points and dished off six assists against St. John's (3/5) ... missed the North Florida game (12/31) after suffering sprained ankle in previous outing vs. Brown ... matched season-high with four assists vs. Brown (12/29) ... scored eight points and grabbed four rebounds against San Francisco (12/22) as he matched a career-best six free throws from the line ... was 6-of-8 from the line vs. Northern Illinois, matching a career record six free throws (12/8) ... followed Georgia Tech performance with a 10-point performance vs. Youngtown State (11/24) to record first back-to-back double-figure scoring effort of his career ... netted 12 points for the Irish against Georgia Tech (11/19) while playing a season-high 27 minutes ... finished with nine points and six rebounds in win over Monmouth (11/16) ... grabbed a season-high nine rebounds versus scored eight points and grabbed a season-high seven rebounds vs. Long Island (11/12).

Opp.	Min.	Total			Rebounds			PF	A	TO	BLK	Stl.	Pts.		
		FG-FGA	Pct.	3FG-FGA	Pct.	FT-FTA	Pct.							Off.	Def.
Long Island	24	4-9	.444	0-0	.000	0-1	.000	2	5	7	1	3	1	1	8
Monmouth	15	3-6	.500	0-0	.000	3-3	1.000	3	3	6	1	0	2	0	9
Baylor	16	1-3	.333	0-0	.000	1-2	.500	2	3	5	1	1	1	0	3
Georgia Tech	27	4-5	.800	0-0	.000	4-6	.667	1	4	5	4	2	4	0	12
Youngstown State	18	4-5	.800	0-0	.000	2-3	.667	3	2	5	3	3	4	2	10
Colgate	18	0-3	.000	0-0	.000	4-4	1.000	2	2	4	3	2	2	0	4
Eastern Michigan	24	2-3	.667	0-0	.000	0-0	.000	2	4	6	0	1	0	0	4
Kansas State	22	0-4	.000	0-0	.000	0-0	.000	5	4	9	1	2	0	1	0
Northern Illinois	16	1-3	.333	0-0	.000	6-8	.750	0	5	5	1	4	1	0	8
San Francisco	22	1-1	1.000	0-0	.000	6-8	.750	0	4	4	3	1	2	1	8
Brown	20	2-4	.500	0-0	.000	0-0	.000	1	4	5	3	4	1	0	4
North Florida	DNP-Inj.														
West Virginia	20	2-3	.667	0-0	.000	1-2	.500	0	3	3	2	3	5	0	5
Connecticut	19	1-4	.250	0-0	.000	0-0	.000	1	4	5	3	1	1	0	2
Marquette	22	0-3	.000	0-0	.000	2-4	.500	0	2	2	3	2	2	1	0
Cincinnati	13	0-2	.000	0-0	.000	3-4	.750	1	2	3	4	2	0	0	3
Georgetown	18	1-3	.333	0-0	.000	2-2	1.000	0	7	7	3	1	1	0	4
Villanova (S)	28	1-4	.250	0-0	.000	0-0	.000	0	6	6	4	4	3	0	2
Providence (S)	27	3-5	.600	0-0	.000	1-2	.500	2	1	3	2	2	3	0	7
DePaul (S)	21	4-6	.667	0-0	.000	2-2	1.000	2	3	5	0	2	1	0	10
Seton Hall (S)	25	3-5	.600	0-0	.000	1-2	.500	1	1	2	3	0	2	0	7
Marquette (S)	25	4-6	.667	0-0	.000	2-2	1.000	1	6	7	2	1	1	1	10
Connecticut (S)	21	2-5	.400	0-0	.000	0-0	.000	0	6	6	2	4	1	0	4
Rutgers (S)	19	2-6	.333	0-0	.000	1-2	.500	3	3	6	1	0	1	1	5
Pittsburgh (S)	27	2-6	.333	0-0	.000	0-0	.000	2	4	6	4	3	1	1	4
Syracuse (S)	24	3-3	1.000	0-0	.000	0-0	.000	2	2	4	3	6	1	3	6
Louisville (S)	18	2-4	.500	1-1	1.000	2-2	1.000	1	4	5	3	4	1	0	7
DePaul (S)	26	4-5	.800	0-0	.000	1-2	.500	0	3	3	2	7	2	1	9
St. John's (S)	30	2-5	.400	0-0	.000	2-3	.667	0	2	2	4	6	1	0	6

Career Statistics

YEAR	G-S	MIN/AVG	FG-FGA	PCT.	3-Point			Rebounds								PTS/AVG	
					FG-FGA	PCT.	FT-FTA	PCT.	O	D	TOT	AVG.	AST.	STL	BLK		PF-D
2005-06	13-0	29/2.2	3-6	.500	0-0	.000	2-2	1.000	0	3	3	0.2	3	0	0	5-0	8/0.6
BIG EAST	5-0	7/1.4	1-1	1.000	0-0	.000	0-0	.000	0	0	0	0.0	1	0	0	1-0	2/0.4
2006-07	32-4	628/19.6	70-121	.579	0-0	.000	44-76	.579	41	112	153	4.8	71	33	13	81-1	184/5.8
BIG EAST	16-2	339/21.2	40-76	.526	0-0	.000	20-36	.556	21	60	81	5.1	42	14	8	44-1	100/6.3
2007-08	28-12	603/21.5	58-122	.475	1-2	.500	46-64	.719	37	99	136	4.9	71	21	13	66-0	163/5.8
BIG EAST	17-12	381/22.4	36-76	.474	1-2	.500	20-29	.690	16	59	75	4.4	48	9	8	45-0	93/5.5
TOTALS	73-16	1260/17.3	131-249	.526	1-2	.500	92-142	.648	78	214	292	4.0	145	54	26	152-1	355/4.9
BIG EAST	38-14	729/19.2	77-153	.503	1-2	.500	40-65	.615	37	119	156	4.1	91	23	16	90-1	195/5.1

Career Stats vs. The BIG EAST

Opponent	G-GS	Min.	FG-FGA	3Pt FG-FGA	FT-FTA	Reb.	A	PF	BS	ST	Pts.
Cincinnati	2-0	32/16.0	3-7	0-0	4-6	6/3.0	5	9	0	1	10/5.0
Connecticut	2-1	40/20.0	3-9	0-0	0-0	11/5.5	5	5	0	0	6/3.0
DePaul	4-2	79/19.8	10-17	0-0	3-4	12/3.0	14	6	2	5	23/5.8
Georgetown	3-0	54/18.0	5-9	0-0	3-4	16/5.3	1	6	0	3	13/4.3
Louisville	2-1	27/13.5	4-6	1-1	4-5	7/3.5	5	3	0	1	13/6.5
Marquette	4-1	69/17.3	6-12	0-0	5-10	14/3.5	5	9	3	1	19/4.8
Pittsburgh	2-1	28/14.0	2-6	0-0	0-0	6/3.0	3	4	1	0	4/2.0
Providence	3-1	63/21.0	10-16	0-0	1-5	11/3.7	5	5	0	2	21/7.0
Rutgers	3-1	42/14.0	4-10	0-0	1-2	14/4.7	3	5	1	1	9/3.0
St. John's	2-1	62/31.0	5-13	0-0	2-6	8/4.0	7	6	0	3	12/6.0
Seton Hall	3-0	50/16.7	9-15	0-0	1-3	12/4.0	8	4	1	3	19/6.3
South Florida	2-1	40/20.0	5-8	0-0	3-4	6/3.0	6	5	3	1	13/6.5
Syracuse	3-2	71/23.7	9-13	0-0	6-6	18/6.0	13	9	5	3	24/8.0
Villanova	3-1	65/21.6	2-11	0-0	6-9	15/5.0	6	11	1	2	10/3.3
West Virginia	2-0	34/17.0	3-4	0-0	1-2	6/3.0	6	2	0	0	7/3.5

Career Highs

Points.....14 vs. Syracuse (1-30-07) and Providence (2-15-07)
 Field Goals 7 vs. Providence (2-15-07)
 Field Goals Attempted.....11 vs. Providence (2-15-07)
 Field-Goal Percentage.....1.000 on 10 occasions
 Three-Point Field Goals1 vs. Louisville (2-28-08)
 Three-Point Field Goals Attempted.....1 vs. Villanova (1-26-08) and Louisville (2-28-08)
 Three-Point Field Goal Percentage.....1.000 vs. Louisville (2-28-08)
 Free Throws6 on three occasions
 Free Throws Attempted..... 8 vs. Northern Illinois (12-8-07) and San Francisco (12-22-07)
 Free-Throw Percentage.....1.000 on 11 occasions
 Rebounds12 vs. IPFW (11-10-06)
 Assists8 vs. Seton Hall (1-14-07)
 Blocked Shots..... 3 vs. Syracuse (2-24-08)
 Steals3 vs. Lafayette (11-14-06) and Northern Illinois (12-8-07)
 Minutes 34 vs. Syracuse (1-30-07) and Providence (2-15-07)





Kyle McAlarney #23

Guard • Junior • 6-0 • 196
Staten Island, N.Y. (Moore Catholic)

JUNIOR SEASON (2007-08):

Has scored 30-plus points in three games ... set Notre Dame three-point field goal record with nine three-pointers against Syracuse (2/24) as he finished 9-11 from beyond the arc in registering 30 points ... earned second BIG EAST Player of the Week honor (2/25) ... named BIG EAST Player of the Week (1/28) after finishing with second 30-plus point performance of the season when he scored 30 points in win over Villanova (1/26) ... recorded career-high 32 points in win over Connecticut (1/5) ... played 30-plus minutes in 28 of 29 games ... notched nine assists to lead the team against West Virginia (1/3) ... his seven game double-figure scoring streak — which was halted by North Florida (12/31) — was the longest of his career ... topped 20-plus point mark for the fifth time this season with 22 points vs. Cincinnati (1/15) ... scored 17 points and dished off six assists versus DePaul (2/2) ... netted 19 points vs. Seton Hall (2/6) ... scored 16 points against Rutgers (2/17) and 15 points vs. Pittsburgh (2/21) ... reached double figures for the sixth straight game versus San Francisco (12/22) as he finished with 14 points ... scored Notre Dame's final nine points and finished with 18 points against Kansas State (12/4) ... named to the BIG EAST Weekly Honor Roll (12/3) ... recorded third consecutive 20-plus point outing vs. Eastern Michigan (12/1) hitting 8-10 from the field and 5-7 from beyond the arc ... set career-high 25 points, just two days after 23-point contest against Colgate (11/26) ... was 7-of-10 from behind the arc against the Raiders ... scored 23 points on 5-10 shooting from three-point range vs. Youngstown State (11/24) ... played 39 minutes against Baylor, a then career high (11/18) ... posted 13 points against Monmouth (11/16) ... has had two seven-game double-figure scoring streaks this season.

Career Stats vs. The BIG EAST

Opponent	G-GS	Min.	3Pt.			Reb.	A	PF	BS	ST	Pts.
			FG-FGA	FG-FGA	FT-FTA						
Cincinnati	1-1	39/39.0	7-10	5-8	3-4	1/1.0	3	0	0	0	22/22.0
Connecticut	3-3	86/28.7	18-35	8-15	2-3	7/2.3	11	3	0	1	46/15.3
DePaul	4-2	106/26.5	11-34	10-26	6-7	9/2.3	13	4	0	2	38/9.5
Georgetown	3-1	62/20.7	5-22	2-12	0-0	2/1.0	2	3	0	2	12/4.0
Louisville	2-2	72/36.0	5-21	3-14	2-2	5/2.5	7	5	0	0	15/7.5
Marquette	4-4	139/34.8	17-38	7-20	1-2	9/2.3	15	8	0	3	42/10.5
Pittsburgh	2-1	54/27.0	5-14	4-12	4-4	3/1.5	2	6	0	0	18/9.0
Providence	3-2	101/33.7	10-21	8-13	3-3	9/3.0	11	2	0	1	31/10.3
Rutgers	2-2	72/36.0	7-18	6-13	2-2	4/2.0	11	1	0	2	22/11.0
St. John's	1-1	36/36.0	5-9	3-5	0-0	2/2.0	2	1	0	1	13/13.0
Seton Hall	2-2	51/25.5	7-11	5-7	0-0	4/2.0	10	3	0	1	19/9.5
South Florida	1-1	26/26.0	1-4	1-3	3-4	1/0.0	2	0	0	1	6/6.0
Syracuse	2-1	58/29.0	10-16	10-13	3-3	6/3.0	7	0	1	1	33/16.5
Villanova	2-1	60/30.0	13-23	8-14	9-10	3/1.5	5	4	0	1	43/21.5
West Virginia	2-1	65/32.5	4-13	2-6	0-0	2/2.0	12	0	0	1	10/5.0

Career Highs

Points..... 32 vs. Connecticut (1-5-08)
 Field Goals 13 vs. Connecticut (1-5-08)
 Field Goals Attempted..... 19 vs. Connecticut (1-5-08)
 Field-Goal Percentage..... 1.000 on three occasions
 Three-Point Field Goals 9 vs. Syracuse (2-24-08)
 Three-Point Field Goals Attempted..... 13 vs. DePaul (2-2-08)
 Three-Point Field Goal Percentage..... 1.000 on three occasions
 Free Throws 6 on three occasions
 Free Throws Attempted..... 8 vs. Youngstown State (11-24-07)
 Free-Throw Percentage..... 1.000 on 20 occasions
 Rebounds 5 vs. Kansas State (12-4-07)
 Assists 12 vs. Lafayette (11-14-06)
 Blocked Shots..... 1 vs. IPFW (12-18-05) and Syracuse (2-24-08)
 Steals 3 vs. Vanderbilt (3-15-06) and Portland (12-19-06)
 Minutes 42 vs. Providence (1-31-08)

Season Stats

Opp.	Min.	Total			Rebounds			PF	A	TO	BLK	Stl.	Pts.			
		FG-FGA	Pct.	3FG-FGA	Pct.	FT-FTA	Pct.							Off.	Def.	Total
Long Island (S)	32	2-5	.400	1-3	.333	2-2	1.000	0	1	1	2	7	2	0	7	
Monmouth (S)	30	5-12	.417	3-9	.333	0-0	.000	1	3	4	0	3	3	0	1	13
Baylor (S)	39	1-11	.091	1-4	.250	0-1	.000	0	4	4	4	3	2	0	0	3
Georgia Tech (S)	36	3-8	.375	1-4	.250	0-0	.000	1	1	2	1	4	3	0	2	7
Youngstown State (S)	33	6-13	.462	5-10	.500	6-8	.750	0	1	1	1	3	2	0	1	23
Colgate (S)	32	8-12	.667	7-10	.700	2-2	1.000	0	2	2	0	5	0	0	1	25
Eastern Michigan (S)	34	8-10	.800	5-7	.714	0-0	.000	0	1	1	2	4	2	0	1	21
Kansas State (S)	36	6-13	.462	2-5	.400	4-4	1.000	1	4	5	2	2	2	0	2	18
Northern Illinois (S)	27	6-10	.600	5-9	.556	0-0	.000	1	1	2	0	1	0	0	1	17
San Francisco (S)	37	3-10	.300	2-6	.333	6-7	.857	0	2	2	1	2	2	0	2	14
Brown (S)	30	4-11	.363	4-10	.400	0-0	.000	0	1	1	0	3	1	0	2	12
North Florida (S)	38	2-11	.182	1-9	.111	4-6	.667	0	2	2	0	2	1	0	1	9
West Virginia (S)	38	3-11	.273	1-4	.250	0-0	.000	0	1	1	0	9	1	0	1	7
Connecticut (S)	38	13-19	.684	6-7	.857	0-1	.000	0	4	4	1	5	0	0	0	32
Marquette (S)	33	3-8	.375	2-6	.333	0-0	.000	1	0	1	0	1	6	0	0	8
Cincinnati (S)	39	7-10	.700	5-8	.625	3-4	.750	0	1	1	0	3	5	0	0	22
Georgetown (S)	35	4-15	.267	2-8	.250	0-0	.000	0	0	0	3	1	2	0	2	10
Villanova (S)	38	10-16	.625	5-9	.556	5-6	.833	0	0	0	2	5	4	0	1	30
Providence (S)	42	3-11	.273	2-6	.333	0-0	.000	1	3	4	1	5	2	0	1	8
DePaul (S)	37	5-17	.294	5-13	.385	2-2	1.000	0	2	2	0	6	1	0	1	17
Seton Hall (S)	36	7-11	.636	5-7	.714	0-0	.000	0	2	2	1	6	2	0	1	19
Marquette (S)	33	5-11	.455	2-6	.333	0-1	.000	0	0	0	2	2	1	0	0	12
Connecticut (S)	38	4-14	.286	2-7	.286	2-2	1.000	0	2	2	1	4	2	0	1	12
Rutgers (S)	38	5-12	.417	4-7	.571	2-2	1.000	1	1	2	0	3	1	0	0	16
Pittsburgh (S)	36	4-12	.333	3-10	.300	4-4	1.000	0	2	2	1	1	1	0	0	15
Syracuse (S)	38	9-13	.692	9-11	.818	3-3	1.000	0	3	3	0	4	2	1	1	30
Louisville (S)	39	3-14	.214	1-8	.125	0-0	.000	0	2	2	2	3	5	0	0	7
DePaul (S)	37	3-10	.300	3-8	.375	4-5	.800	0	4	4	2	5	1	0	1	13
St. John's (S)	36	5-9	.556	3-5	.600	0-0	.000	0	2	2	1	2	1	0	1	13

Career Statistics

YEAR	G-S	MIN/AVG	FG-FGA	PCT.	3-Point			FT-FTA	PCT.	Rebounds				AST.	STL	BLK	PF-D	PTS/AVG
					FG-FGA	PCT.	FT-FTA			O	D	TOT	AVG.					
2005-06	29-10	649/22.4	61-131	.466	40-93	.430	30-33	.909	11	37	48	1.7	72	16	1	37-1	192/6.6	
BIG EAST	16-9	390/24.4	32-75	.427	22-55	.400	13-14	.929	8	27	35	2.2	48	6	0	23-1	99/6.2	
2006-07	12-12	358/29.8	42-86	.488	26-56	.464	14-17	.824	7	20	27	2.3	65	13	0	6-0	124/10.3	
BIG EAST	0-0	0/0.0	0-0	.000	0-0	.000	0-0	.000	0	0	0	0.0	0	0	0	0-0	0/0.0	
2007-08	29-29	1034/35.7	147-338	.435	97-215	.451	49-60	.817	7	52	59	2.0	104	25	1	30-0	440/15.2	
BIG EAST	17-17	630/37.1	93-212	.439	60-129	.465	25-30	.833	3	29	32	1.9	65	11	1	17-0	271/15.9	
TOTALS	70-51	2041/29.2	250-555	.450	163-364	.448	93-110	.845	25	109	134	1.9	241	54	2	73-1	756/10.8	
BIG EAST	33-26	1021/30.9	125-287	.436	82-184	.446	38-44	.864	11	56	67	2.0	113	17	1	40-1	370/11.2	





Luke Zeller #40
Forward/Center • Junior • 6-10 • 239
Washington, Ind. (Washington)

JUNIOR SEASON (2007-08):

Recorded a career-high 10 rebounds against Marquette in 14 minutes of play (1/12) ... netted double figures for the fourth time against DePaul (3/2) with 13 points ... finished with 11 points and four rebounds in 14 minutes in second meeting with Marquette (2/9) ... scored eight points (3-5 from field) in seven minutes vs. Seton Hall (2/6) ... career-high three blocked shots vs. North Florida (12/31) ... finished with nine points on 3-4 from field and 2-2 from three-point range vs. Brown (12/29) in addition to grabbing four boards ... grabbed season-high five rebounds vs. Northern Illinois (12/8) ... nailed two key three-pointers in second half of win versus Kansas State (12/4) ... matched career high 14 points in just 16 minutes of play against Colgate (11/26) ... knocked down four-of-five three point shots vs. the Raiders ... was five-of-six (.833) against Long Island in the season opener, posting 12 points for the Irish (11/12) ... scored six points (all from three-point range) vs. Cincinnati (1/15), DePaul (2/2) and Connecticut (2/13) ... scored five points and grabbed four rebunds vs. St. John's (3/5).

Opponent	G-GS	Min.	3Pt.			Reb.	A	PF	BS	ST	Pts.
			FG-FGA	FG-FGA	FT-FTA						
Cincinnati	2-0	14/7.0	2-4	2-4	0-0	1/0.5	0	1	0	0	6/2.0
Connecticut	3-0	31/10.3	4-15	3-13	0-0	6/2.0	1	4	1	1	11/3.7
DePaul	5-1	56/11.2	7-16	5-13	1-2	13/2.6	4	7	0	3	20/4.0
Georgetown	5-1	65/13.0	6-20	2-12	1-2	6/1.2	1	10	0	3	12/2.4
Louisville	3-1	32/10.7	4-9	2-6	0-0	7/2.3	2	7	0	0	10/3.3
Marquette	5-0	40/8.0	5-13	3-8	3-4	17/3.4	1	3	0	1	13/2.6
Pittsburgh	2-1	50/25.0	5-16	3-13	0-0	6/3.0	3	4	1	0	13/6.5
Providence	3-0	25/8.3	0-3	0-2	0-0	1/0.3	4	3	0	1	0/0.0
Rutgers	3-0	16/5.3	2-4	1-2	0-0	3/1.0	0	4	0	0	5/1.7
St. John's	2-0	20/10.0	2-4	1-2	0-0	5/2.5	0	3	0	0	5/2.5
Seton Hall	3-0	13/4.3	4-7	2-5	0-0	3/1.0	1	3	0	1	10/3.3
South Florida	3-0	32/10.7	3-8	1-6	0-0	8/2.7	1	0	1	0	7/2.3
Syracuse	4-0	52/13.0	5-14	5-10	0-0	13/3.3	4	8	3	0	15/3.8
Villanova	4-0	36/9.0	5-14	3-10	1-2	3/0.8	0	5	0	1	14/3.5
West Virginia	3-2	26/8.7	1-2	0-1	0-0	2/1.0	2	1	1	0	2/0.7

Career Highs

Points..... 14 vs. Elon (12-16-06) and Colgate (11-26-07)
 Field Goals 5 on five occasions
 Field Goals Attempted..... 12 vs. Pittsburgh (1-4-06)
 Field-Goal Percentage..... 1.000 on seven occasions
 Three-Point Field Goals 4 vs. Colgate (11-26-07)
 Three-Point Field Goals Attempted..... 10 vs. Pittsburgh (1-4-06)
 Three-Point Field Goal Percentage..... 1.000 on nine occasions
 Free Throws 4 vs. Florida International (12-10-05)
 Free Throws Attempted..... 4 vs. Florida International (12-10-05) and Lehigh (11-27-06)
 Free-Throw Percentage..... 1.000 on five occasions
 Rebounds 10 vs. Marquette (1-12-08)
 Assists 3 on four occasions
 Blocked Shots..... 3 vs. North Florida (12-31-07)
 Steals 2 on three occasions
 Minutes 38 vs. Pittsburgh (1-4-06)

Season Stats

Opp.	Min.	Total			Rebounds			PF	A	TO	BLK	Stl.	Pts.			
		FG-FGA	Pct.	3FG-FGA	Pct.	FT-FTA	Pct.							Off.	Def.	Total
Long Island	17	5-6	.833	2-3	.667	0-0	.000	0	3	3	0	1	0	1	12	
Monmouth	19	1-4	.250	0-1	.000	0-0	.000	1	3	4	2	2	1	0	0	2
Baylor	15	2-4	.500	1-1	1.000	1-2	.500	1	2	3	0	0	0	0	0	6
Georgia Tech	8	0-1	.000	0-1	.000	0-0	.000	0	0	0	0	0	0	0	0	0
Youngstown State	15	2-4	.500	0-1	.000	0-0	.000	0	2	2	3	0	0	1	0	4
Colgate	16	5-8	.625	4-5	.800	0-0	.000	3	1	4	2	0	0	0	2	14
Eastern Michigan	13	1-2	.500	1-1	1.000	0-0	.000	0	2	2	2	0	1	0	0	3
Kansas State	9	2-4	.500	2-4	.500	0-0	.000	1	0	1	0	0	0	0	0	6
Northern Illinois	15	2-4	.500	1-3	.333	1-2	.500	1	4	5	1	2	0	0	0	6
San Francisco	12	0-2	.000	0-1	.000	0-2	.000	0	1	1	2	0	0	0	0	0
Brown	16	3-4	.750	2-2	1.000	1-1	1.000	2	2	4	1	0	0	0	0	9
North Florida	17	3-7	.429	1-2	.500	0-0	.000	2	1	3	3	1	0	3	1	7
West Virginia	7	0-0	.000	0-0	.000	0-0	.000	0	0	0	0	0	0	0	0	0
Connecticut	9	0-3	.000	0-3	.000	0-0	.000	0	2	2	1	0	0	1	1	0
Marquette	14	1-4	.250	0-2	.000	0-0	.000	4	6	10	0	1	1	0	1	2
Cincinnati	10	2-4	.500	2-4	.500	0-0	.000	1	0	1	0	0	0	0	0	6
Georgetown	18	3-9	.333	1-5	.200	0-0	.000	2	0	2	2	0	0	0	1	7
Villanova	7	0-2	.000	0-1	.000	0-0	.000	0	0	0	0	0	0	0	1	0
Providence	9	0-1	.000	0-1	.000	0-0	.000	0	0	0	1	1	0	0	0	0
DePaul	7	2-5	.400	2-5	.400	0-0	.000	0	1	1	2	2	0	0	0	6
Seton Hall	7	3-5	.600	2-4	.500	0-0	.000	0	3	3	2	0	3	0	1	8
Marquette	14	3-6	.500	2-4	.500	3-4	.750	2	2	4	1	0	1	0	0	11
Connecticut	16	2-8	.250	2-7	.286	0-0	.000	1	1	2	3	1	0	0	0	6
Rutgers	8	1-3	.333	1-2	.500	0-0	.000	1	0	1	2	0	0	0	0	3
Pittsburgh	12	1-4	.250	0-3	.000	0-0	.000	1	0	1	1	0	0	0	0	2
Syracuse	9	1-3	.333	0-2	.000	0-0	.000	0	1	1	2	2	0	0	0	2
Louisville	7	0-1	.000	0-1	.000	0-0	.000	0	0	0	2	0	0	0	0	0
DePaul	10	5-6	.833	3-4	.750	0-0	.000	2	0	2	0	0	0	0	0	13
St. John's	11	2-3	.667	1-1	1.000	0-0	.000	1	3	4	0	0	0	0	0	5

Career Statistics

YEAR	G-S	MIN/AVG	FG-FGA	PCT.	3-Point			Rebounds							PF-D	PTS/AVG	
					FG-FGA	PCT.	FT-FTA	PCT.	O	D	TOT	AVG.	AST.	STL			BLK
2005-06	27-9	371/13.7	32-88	.364	20-59	.339	8-17	.471	22	63	85	3.1	28	3	7	40-1	92/3.4
BIG EAST	14-3	165/11.8	13-42	.310	8-30	.267	2-4	.500	11	21	32	2.3	13	1	3	20-0	36/2.6
2006-07	32-16	398/12.4	46-94	.489	17-43	.395	12-18	.667	24	45	69	2.2	16	8	12	67-1	121/3.8
BIG EAST	16-3	150/9.4	14-33	.424	6-22	.273	1-2	.500	6	20	26	1.6	4	3	3	22-0	35/2.2
2007-08	29-0	347/12.0	52-117	.444	30-74	.405	6-11	.545	26	40	66	2.3	13	10	5	37-0	140/4.8
BIG EAST	17-0	175/10.3	26-67	.388	16-49	.327	3-4	.750	15	19	34	2.0	7	6	1	19-0	71/4.2
TOTALS	88-25	1116/12.7	130-299	.435	67-176	.381	26-46	.565	72	148	220	2.5	57	21	24	144-2	353/4.0
BIG EAST	47-6	490/10.4	53-142	.373	30-101	.297	6-10	.600	32	60	92	2.0	24	10	7	61-0	142/3.0





Luke Harangody #44

Forward • Sophomore • 6-8 • 251
Schererville, Ind. (Andrean)

SOPHOMORE SEASON (2007-08):

Named to the Wooden and Naismith Awards Midseason Top 30 lists ... three-time BIG EAST Player of the Week ... despite suffering a torn ligament in his right thumb at the beginning of the season, has been strong force inside for Notre Dame ... currently has a

27-game double-figure scoring streak and has scored in double figures in 28 of 28 contests and netted 20-plus points in 178 games and registered 17 double-doubles ... string of six straight double-doubles was longest of his career ... recorded first 40-point performance for an Irish player in a BIG EAST game as he netted 40 points and grabbed 12 rebounds vs. Louisville (2/28) ... scored 32 points and matched career-high with 16 rebounds vs. Connecticut (2/13) for sixth straight double-double ... finished with 29 points and 14 boards in win over DePaul (2/2) ... followed that up with 25 points and 13 boards vs. Seton Hall (2/6) ... matched career-high in assists (4) and steals (3) ... registered fifth straight double-double with 18 points and 11 rebounds vs. Marquette (2/9) ... registered career-high 31 points in 10th double-double effort against Providence (1/31) with 14 rebounds ... nailed two key free throws near the end of regulation after stealing the ball under the Irish net to take the game into overtime vs. the Friars ... also played 31 minutes against Pittsburgh (2.21) and scored 23 points and grabbed 12 boards ... scored 25 points and grabbed 10 rebounds for ninth double-double of the season against Villanova (1/26) ... led the Irish in scoring with 13 points vs. Georgetown (1/19) ... matched career high 29 points en route to eighth double-double (14 rebs.) this season against Marquette (1/12) ... nine of 29 points came from the line... scored 24 of his game-high 25 points against Cincinnati (1/15) in the second half ... was 13-15 from the charity stripe in the game, both career-highs ... posted seventh double-double of the season (14 pts., 10 rebs.) despite shooting only 5-23 from the field vs. Connecticut (1/5) ... scored career-high 29 points (7-8 in first half) in BIG EAST opener against West Virginia (1/3) ... also notched career-high 16 rebounds vs. the Mountaineers ... had 22 points vs. North Florida ... posted third consecutive double-double (a first in his career) with 23 points and 10 rebounds against San Francisco (12/22) ... recorded fourth double-double of the season vs. Northern Illinois with 14 points and 12 rebounds (12/8) ... finished with third double-double of season as he finished with 19 points and career-high 14 rebounds vs. Kansas State (12/4) ... tallied 18 points and grabbed seven rebounds against Eastern Michigan (12/1) ... recorded third consecutive 20-plus point outing vs. Youngstown State (11/24) with a career-high 25 points and registered second consecutive double-double with 13 boards vs. the Penguins ... scored 22 points in back-to-back outings against Baylor (11/18) and Georgia Tech (11/19) at the Paradise Jam ... recorded first double-double of the season against the Yellow Jackets with 11 rebounds ... also played 35 minutes for a career high against Georgia Tech ... led the Irish in points (22), rebounds (11), steals (3) and blocked shots (3) vs. the Yellow Jackets ... named to all-tournament team at Paradise Jam ... four-time member of BIG EAST Weekly Honor Roll (11/26, 12/10, 1/28, 2/11) ... BIG EAST Player of the Week (1/7), (2/2) and (3/2).

Career Stats vs. The BIG EAST

Opponent	G-GS	Min.	3Pt.		Reb.	A	PF	BS	ST	Pts.	
			FG-FGA	FT-FTA							
Cincinnati	2-2	57/28.5	11-22	0-0	14-17	15/7.5	5	6	0	2	36/18.0
Connecticut	2-2	64/32.0	18-47	0-1	10-13	26/13.0	2	7	2	0	46/23.0
DePaul	4-4	99/24.8	28-62	0-1	15-21	39/9.8	8	5	3	3	71/17.8
Georgetown	3-2	63/21.0	7-25	0-0	15-18	13/4.3	5	14	1	3	29/9.6
Louisville	2-1	53/26.5	23-39	3-4	6-8	18/9.0	4	5	2	2	55/27.5
Marquette	3-3	96/32.0	21-49	0-1	27-33	38/12.7	4	8	4	3	69/23.0
Pittsburgh	1-1	31/31.0	8-19	0-0	7-8	12/12.0	1	2	0	2	23/23.0
Providence	2-2	46/23.0	14-27	0-0	9-10	16/8.0	2	8	1	2	37/18.5
Rutgers	2-2	55/27.5	9-29	0-0	2-4	15/7.5	3	8	3	3	20/10.0
St. John's	2-2	39/19.5	9-14	0-0	3-5	9/4.5	0	4	1	0	21/10.5
Seton Hall	2-2	55/27.5	15-26	0-0	4-8	18/9.0	5	3	2	3	34/17.0
South Florida	2-2	41/20.5	5-13	0-0	4-5	14/7.0	1	7	1	0	14/7.0
Syracuse	3-3	94/31.3	21-46	0-0	13-17	38/12.7	0	10	2	1	55/18.3
Villanova	3-3	87/29.0	14-28	0-0	14-19	21/7.0	3	8	3	2	42/14.0
West Virginia	2-1	51/25.5	15-23	0-1	10-12	21/10.5	2	1	0	1	40/20.0

Career Highs

Points.....	40 vs. Louisville (2-28-08)
Field Goals.....	16 vs. Louisville (2-28-08)
Field Goals Attempted.....	28 vs. Louisville (2-28-08)
Field-Goal Percentage.....	.778 vs. The Citadel (11-19-06)
Three-Point Field Goals.....	3 vs. Louisville (2-28-08)
Three-Point Field Goals Attempted.....	4 vs. Louisville (2-28-08)
Three-Point Field Goal Percentage.....	.750 vs. Louisville (2-28-08)
Free Throws.....	13 vs. Cincinnati (1-15-08)
Free Throws Attempted.....	15 vs. Cincinnati (1-15-08)
Free-Throw Percentage.....	1.000 on 17 occasions
Rebounds.....	16 vs. West Virginia (1-3-08) and Connecticut (2-13-08)
Assists.....	4 on four occasions
Blocked Shots.....	3 on three occasions
Steals.....	3 on five occasions
Minutes.....	36 vs. Marquette (2-9-08) and Connecticut (2-13-08)

Season Stats

Opp.	Min.	Total			Rebounds			PF	A	TO	BLK	Stl.	Pts.			
		FG-FGA	Pct.	3FG-FGA	Pct.	FT-FTA	Pct.							Off.	Def.	Total
Long Island (S)	24	7-12	.583	0-0	.000	1-4	.250	1	5	6	3	3	5	2	1	15
Monmouth (S)	22	4-6	.667	0-0	.000	0-0	.000	1	4	5	2	2	0	0	0	8
Baylor (S)	29	9-14	.643	0-0	.000	4-5	.800	5	3	8	3	0	4	0	1	22
Georgia Tech (S)	35	8-19	.421	0-0	.000	6-9	.667	5	6	11	2	1	3	3	3	22
Youngstown State (S)	27	12-17	.706	0-0	.000	1-2	.500	1	12	13	2	4	1	0	1	25
Colgate (S)	19	5-11	.455	0-0	.000	1-1	1.000	2	5	7	3	1	0	0	1	11
Eastern Michigan (S)	25	7-12	.583	0-0	.000	4-4	1.000	3	4	7	3	3	1	1	1	18
Kansas State (S)	31	9-19	.474	0-0	.000	1-1	1.000	7	7	14	3	1	2	0	1	19
Northern Illinois (S)	21	5-7	.714	0-0	.000	4-4	1.000	4	8	12	2	2	3	2	0	14
San Francisco (S)	28	8-17	.471	0-0	.000	7-9	.778	5	5	10	2	1	4	0	2	23
Brown (S)	21	6-10	.600	0-0	.000	1-2	.500	3	5	8	1	1	1	0	0	13
North Florida (S)	28	8-15	.533	0-0	.000	6-6	1.000	0	6	6	4	3	1	0	0	22
West Virginia (S)	32	11-16	.688	0-1	.000	7-8	.875	5	11	16	1	1	2	0	1	29
Connecticut (S)	28	5-23	.217	0-0	.000	4-4	1.000	5	5	10	3	0	2	2	0	14
Marquette (S)	31	10-17	.588	0-0	.000	9-11	.818	7	7	14	1	1	6	3	0	29
Cincinnati (S)	30	6-14	.429	0-0	.000	13-15	.867	1	6	7	4	1	3	0	1	25
Georgetown (S)	27	3-13	.231	0-0	.000	7-8	.875	3	5	8	5	2	3	1	1	13
Villanova (S)	31	8-14	.571	0-0	.000	9-13	.692	4	6	10	2	2	1	1	0	25
Providence (S)	34	11-22	.500	0-0	.000	9-10	.900	4	10	14	4	1	2	1	2	31
DePaul (S)	30	10-22	.454	0-0	.000	9-12	.750	10	4	14	1	3	0	0	0	29
Seton Hall (S)	33	10-15	.667	0-0	.000	2-4	.500	0	13	13	0	4	2	1	3	22
Marquette (S)	36	4-12	.333	0-1	.000	10-13	.769	3	8	11	2	3	4	0	1	18
Connecticut (S)	36	13-24	.542	0-1	.000	6-9	.667	4	12	16	4	2	2	0	0	32
Rutgers (S)	27	5-16	.313	0-0	.000	0-1	.000	3	5	8	4	2	2	2	1	10
Pittsburgh (S)	31	8-19	.421	0-0	.000	7-8	.875	3	9	12	2	1	3	0	2	23
Syracuse (S)	31	6-13	.461	0-0	.000	2-5	.400	2	12	14	3	0	3	1	0	14
Louisville (S)	32	16-28	.571	3-4	.750	5-7	.714	5	7	12	4	4	2	2	2	40
DePaul (S)	26	11-18	.611	0-1	.000	2-3	.667	4	5	9	2	2	0	3	0	24
St. John's (S)	27	9-12	.750	0-0	.000	2-3	.667	1	5	6	1	0	3	1	0	20

Career Statistics

YEAR	G-S	MIN/AVG	FG-FGA	PCT.	3-Point		FT-FTA	PCT.	Rebounds				AST.	STL	BLK	PF-D	PTS/AVG
					FG-FGA	PCT.			O	D	TOT	AVG.					
2006-07	32-16	658/20.6	133-290	.459	0-1	.000	93-114	.816	85	112	197	6.2	38	28	15	83-3	359/11.2
BIG EAST	16-13	354/22.1	62-149	.416	0-0	.000	39-52	.750	46	60	106	6.6	13	7	45-1	163/10.2	
2007-08	29-29	833/28.7	234-457	.512	3-8	.375	139-181	.768	101	200	301	10.4	51	25	26	73-1	610/21.0
BIG EAST	17-17	523/30.8	146-298	.490	3-8	.375	103-134	.769	64	130	194	11.4	29	14	18	43-1	398/23.4
TOTALS	61-45	1491/24.4	367-747	.491	3-9	.333	232-295	.786	186	312	498	8.2	89	53	41	156-4	969/15.9
BIG EAST	33-30	876/26.5	208-447	.465	3-8	.375	142-186	.763	110	190	300	9.1	42	27	25	88-2	561/17.0





Tory Jackson #2

Guard • Sophomore • 5-11 • 193
Saginaw, Mich. (Buena Vista)

SOPHOMORE SEASON (2007-08):

Has started 49 consecutive games ... led Irish in scoring for the first time in his career as he recorded second double-double with season-high 17 points and 10 assists vs. Rutgers (2/16) ... also finished with eight boards ... followed that up with third double-double of the season as he scored 16 points, grabbed a career-high 13 rebounds, dished off five assists and made three steals vs. Pittsburgh (2/21) ... recorded 14 points vs. Providence (1/31), logging his fifth game with double figures this season ... put in 41 minutes of play for the Irish, a career high, vs. the Friars ... scored eight points, grabbed four rebounds, dished off four assists and matched season-high with four steals versus DePaul (2/2) ... scored nine points, grabbed seven rebounds, dished off eight assists and made three steals vs. Seton Hall (2/6) ... reached double figures for the sixth time as he finished with 14 points, six rebounds, eight assists and two steals vs. Marquette (2/9) ... dished out seven against Villanova (1/26) ... recorded 11 assists to match career high against Connecticut (1/5) ... notched four steals against the Huskies for a season high ... matched career-high with nine rebounds vs. Connecticut (2/13), in addition to scoring 13 points ... suffered a cornea abrasion in right eye of Connecticut in the first half, but returned to play the entire second half of contest ... handed out eight assists vs. St. John's (3/5) ... dished off 10 assists against North Florida (12/31), in addition to grabbing a season-high nine rebounds ... had eight assists in 36 minutes vs. Cincinnati (1/15) ... recorded first career double-double with a season-high 15 points and 10 assists versus San Francisco (12/22), while also grabbing six rebounds and making three steals ... missed the second half of the Northern Illinois game (12/8) after suffering a sprained right elbow in the first half ... had a season-high 12 points vs. Kansas State (12/4) ... also had nine assists vs. Brown (12/29) and just one turnover in 26 minutes ... recorded seven assists against Colgate (11/26) ... had one of his best all-around outings to date with nine points, six rebounds and six assists vs. Youngstown State (11/24) ... scored 10 points against Georgia Tech (11/19) ... did not commit any turnovers against Baylor (11/18) ... started in first season-opener against Long Island, leading the Irish with eight assists ... has dished off six or more assists in 16 games and registered double figures in 10 contests ... named to the BIG EAST Weekly Honor Roll (1/18).

Career Stats vs. The BIG EAST

Opponent	G-GS	Min.	3Pt		FT-FTA	Reb.	A	PF	BS	ST	Pts.
			FG-FGA	FGA							
Cincinnati	2-2	70/35.0	4-14	2-5	4-4	7/3.5	14	7	0	1	14/7.0
Connecticut	2-2	74/37.0	7-15	2-4	3-3	16/8.0	15	5	0	6	19/9.5
DePaul	4-4	144/36.0	19-35	1-3	3-6	23/5.8	20	6	0	7	42/10.5
Georgetown	3-3	107/35.6	12-29	2-7	4-7	19/6.3	11	7	0	2	30/10.0
Louisville	2-2	65/32.5	6-15	1-6	4-7	8/4.0	9	6	0	4	17/8.5
Marquette	3-3	99/33.0	13-32	3-7	12-21	16/5.3	18	11	1	7	41/13.7
Pittsburgh	1-1	37/37.0	6-11	1-3	3-4	13/3.0	5	0	1	3	16/16.0
Providence	2-2	76/38.0	8-16	1-4	7-10	4/2.0	11	7	1	6	24/12.0
Rutgers	2-2	74/37.0	8-18	1-3	6-9	14/7.0	19	6	0	3	23/11.5
St. John's	2-2	72/36.0	5-15	0-1	0-2	7/3.5	16	2	1	5	10/5.0
Seton Hall	2-2	71/35.5	5-15	0-1	3-4	11/5.5	13	6	0	4	13/6.5
South Florida	2-2	68/34.0	7-17	0-2	3-7	9/4.4	16	8	0	2	17/8.5
Syracuse	3-3	106/35.3	8-16	2-5	19-26	10/3.3	18	8	0	9	37/12.3
Villanova	3-3	103/34.3	5-17	1-6	11-15	7/2.3	19	11	0	5	22/7.3
West Virginia	2-2	50/25.0	5-12	2-4	0-3	6/3.0	8	5	0	4	12/6.0

Career Highs

Points..... 21 vs. Marquette (2-24-07)
 Field Goals 8 vs. Georgetown (3-9-07)
 Field Goals Attempted..... 16 vs. Georgetown (3-9-07)
 Field-Goal Percentage..... 1.000 on three occasions
 Three-Point Field Goals 2 on five occasions
 Three-Point Field Goals Attempted..... 4 on seven occasions
 Free Throws 11 vs. Syracuse (1-30-07)
 Free Throws Attempted..... 14 vs. Syracuse (1-30-07)
 Free-Throw Percentage..... 1.000 on eight occasions
 Rebounds..... 13 vs. Pittsburgh (2-21-08)
 Assists..... 11 vs. South Florida (2-3-07) and Connecticut (1-5-08)
 Blocked Shots..... 1 on five occasions
 Steals..... 5 vs. Winston-Salem St. (11-29-06) and Maryland (12-3-06)
 Minutes..... 41 vs. Providence (1-31-08)

Season Stats

Opp.	Min.	Total			Rebounds			PF	A	TO	BLK	Stl.	Pts.			
		FG-FGA	Pct.	3FG-FGA	Pct.	FT-FTA	Pct.							Off.	Def.	Total
Long Island (S)	28	2-4	.500	0-1	.000	0-0	.000	0	6	6	1	8	3	1	2	4
Monmouth (S)	33	1-6	.167	1-4	.250	0-1	.000	1	5	6	1	4	3	1	3	3
Baylor (S)	27	2-8	.250	0-4	.000	2-3	.667	0	2	2	3	3	0	0	3	6
Georgia Tech (S)	37	3-11	.273	0-3	.000	4-8	.500	1	3	4	3	3	5	0	2	10
Youngstown State (S)	33	2-4	.500	0-0	.000	5-8	.625	4	2	6	2	6	6	0	1	9
Colgate (S)	28	2-3	.667	0-0	.000	0-0	.000	1	2	3	2	7	1	0	3	4
Eastern Michigan (S)	34	3-10	.300	1-3	.333	0-1	.000	1	1	2	1	4	1	0	0	7
Kansas State (S)	36	5-14	.357	0-4	.000	2-4	.500	1	2	3	1	5	7	0	2	12
Northern Illinois (S)	11	2-2	1.000	0-0	.000	0-2	.000	0	1	1	0	4	2	0	0	4
San Francisco (S)	35	6-11	.545	0-0	.000	3-5	.600	2	4	6	2	10	4	0	3	15
Brown (S)	26	1-6	.167	1-3	.333	1-2	.500	2	4	6	3	9	1	1	0	4
North Florida (S)	33	0-2	.000	0-1	.000	0-2	.000	1	7	8	5	10	3	1	2	0
West Virginia (S)	24	5-10	.500	2-3	.667	0-3	.000	2	2	4	4	2	6	0	1	12
Connecticut (S)	38	2-5	.400	0-0	.000	2-2	1.000	1	6	7	3	11	7	0	4	6
Marquette (S)	26	3-8	.375	0-2	.000	0-4	.000	2	1	3	5	3	2	0	3	6
Cincinnati (S)	36	1-5	.200	0-1	.000	2-2	1.000	2	3	5	4	8	4	0	1	4
Georgetown (S)	33	2-5	.400	1-4	.250	0-2	.000	3	4	7	2	3	7	0	1	5
Villanova (S)	38	2-5	.400	0-0	.000	5-9	.556	1	2	3	4	7	2	0	1	9
Providence (S)	41	5-9	.556	0-1	.000	4-6	.667	1	2	3	3	7	3	0	2	14
DePaul (S)	34	4-9	.444	0-0	.000	0-0	.000	3	1	4	1	6	4	0	4	8
Seton Hall (S)	35	3-9	.333	0-0	.000	3-4	.750	4	3	7	2	8	3	0	3	9
Marquette (S)	33	4-12	.333	2-4	.500	4-6	.667	2	4	6	4	8	4	1	2	14
Connecticut (S)	36	5-10	.500	2-4	.500	1-1	1.000	5	4	9	2	4	4	0	2	13
Rutgers (S)	37	7-13	.539	1-1	1.000	2-5	.400	2	6	8	3	10	4	0	2	17
Pittsburgh (S)	37	6-11	.545	1-3	.333	3-4	.750	6	7	13	0	5	0	1	3	16
Syracuse (S)	31	2-3	.667	1-1	1.000	5-8	.625	0	2	2	2	2	2	0	2	10
Louisville (S)	30	1-7	.143	1-4	.250	0-0	.000	3	0	3	4	5	5	0	1	3
DePaul (S)	34	4-8	.500	0-0	.000	1-2	.500	1	5	6	3	5	1	0	1	9
St. John's (S)	34	2-6	.333	0-0	.000	0-0	.000	1	4	5	0	8	4	1	1	4

Career Statistics

YEAR	G-S	MIN/AVG	FG-FGA	PCT.	3-Point		FT-FTA	PCT.	Rebounds				AST.	STL	BLK	PF-D	PTS/AVG
					FG-FGA	PCT.			O	D	TOT	AVG.					
2006-07	32-20	891/27.8	84-202	.416	13-54	.241	68-108	.630	35	70	105	3.3	139	59	1	80-1	249/7.8
BIG EAST	16-16	560/35.0	50-121	.413	7-31	.226	43-61	.705	20	42	62	3.9	96	28	1	44-1	150/9.4
2007-08	29-29	939/32.4	87-216	.403	14-51	.275	49-94	.521	53	95	148	5.1	175	55	7	70-2	237/8.2
BIG EAST	17-17	578/34.0	58-135	.430	11-28	.393	32-58	.552	39	56	95	5.6	102	34	3	46-1	159/9.4
TOTALS	61-49	1830/30.0	171-418	.409	27-105	.257	117-202	.579	88	165	253	4.1	314	114	8	150-3	486/8.0
BIG EAST	33-33	1137/34.5	108-256	.422	18-59	.305	75-119	.630	59	98	157	4.8	198	62	4	90-2	309/9.4





Jonathan Peoples #20
Guard • Sophomore • 6-3 • 215
Bellwood, Ill. (St. Joseph)

SOPHOMORE SEASON (2007-08):

Reserve guard off the bench and serves as backup to McAlarney and Jackson ... scored 12 points in just 11 minutes of play, a career high, against Georgetown (1/19) ... dished off a career-high five assists vs. DePaul (3/2) ... netted seven points and matched career-high with five rebounds vs. Marquette (2/9) ... finished with seven points in 10 minutes vs. Cincinnati (1/15) ... played a career-high 22 minutes vs. North Florida (12/31) and finished with six points ... recorded eight points vs. Brown (12/29) ... matched then career-high four assists vs. Northern Illinois (12/8) ... set career high assists with four against Colgate (11/26) ... posted career high 20 minutes against Baylor (11/18) ... was 3-of-4 from the field (2-of-2 from behind the arc) against Monmouth, posting a season high eight points (11/16)

Career Stats vs. The BIG EAST

Opponent	G-GS	Min.	3Pt.			Reb.	A	PF	BS	ST	Pts.
			FG-FGA	FG-FGA	FT-FTA						
Cincinnati	1-0	16/8.0	4-5	1-1	3-4	2/1.0	1	1	0	2	12/6.0
Connecticut	2-0	13/6.5	1-2	0-0	2-2	2/1.0	0	1	0	1	4/2.0
DePaul	4-0	24/6.0	1-4	0-2	0-0	5/1.3	5	0	0	0	20/5.0
Georgetown	2-0	22/11.0	7-10	3-4	0-0	4/2.0	0	0	0	0	17/8.5
Louisville	2-0	23/11.5	0-0	0-0	2-2	3/1.5	3	1	0	1	2/1.0
Marquette	3-0	33/11.0	2-5	1-1	6-6	9/3.0	3	2	1	0	11/3.7
Pittsburgh	1-0	6/6.0	1-1	1-1	0-0	0/0.0	0	1	0	0	3/3.0
Providence	2-0	10/5.0	0-0	0-0	0-0	1/0.5	0	0	0	0	0/0.0
Rutgers	2-0	10/5.0	1-2	0-1	0-0	0/0.0	1	2	0	0	2/1.0
St. John's	2-0	14/7.0	0-2	0-2	0-0	1/0.5	3	1	0	1	0/0.0
Seton Hall	2-0	26/13.0	3-5	2-3	3-4	2/1.0	3	2	0	0	11/5.5
South Florida	2-0	16/8.0	1-4	0-1	0-0	5/2.5	3	2	1	0	2/1.0
Syracuse	2-0	15/7.5	4-5	2-2	0-1	1/0.5	3	1	0	0	10/5.0
Villanova	3-0	26/8.7	1-5	0-3	0-0	3/1.0	0	1	0	3	20/7.0
West Virginia	2-0	22/11.0	1-2	0-0	0-0	4/2.0	3	2	0	1	2/1.0

Career Highs

Points..... 12 vs. Georgetown (1-19-08)
 Field Goals 5 vs. Georgetown (1-19-08)
 Field Goals Attempted..... 8 vs. Colgate (11-26-07)
 Field-Goal Percentage..... 1.000 on 13 occasions
 Three-Point Field Goals 2 on three occasions
 Three-Point Field Goals Attempted..... 4 vs. Colgate (11-26-07) and Brown (12-29-07)
 Three-Point Field Goal Percentage..... 1.000 on 11 occasions
 Free Throws 4 vs. Marquette (2-9-08)
 Free Throws Attempted..... 4 on five occasions
 Free-Throw Percentage 1.000 on seven occasions
 Rebounds 5 vs. South Florida (1-21-07) and Marquette (2-9-08)
 Assists 5 vs. DePaul (3-2-08)
 Blocked Shots..... 1 vs. South Florida (1-21-07) and Marquette (2-9-08)
 Steals 3 vs. Villanova (1-17-07)
 Minutes 22 vs. North Florida (12-21-07)


Season Stats

Opp.	Min.	Total			Rebounds			PF	A	TO	BLK	Stl.	Pts.			
		FG-FGA	Pct.	3FG-FGA	Pct.	FT-FTA	Pct.							Off.	Def.	Total
Long Island	15	2-6	.333	1-3	.333	0-0	.000	3	0	3	0	1	0	5		
Monmouth	13	3-4	.750	2-2	1.000	0-0	.000	0	1	1	2	1	0	0	8	
Baylor	20	0-2	.000	0-1	.000	2-2	1.000	2	1	3	3	2	0	0	2	
Georgia Tech	8	0-1	.000	0-1	.000	0-0	.000	0	0	0	0	0	1	0	0	
Youngstown State	18	1-2	.500	0-1	.000	0-2	.000	0	2	2	0	1	1	0	2	
Colgate	18	1-8	.125	1-4	.250	1-2	.500	2	1	3	0	4	0	0	4	
Eastern Michigan	16	0-1	.000	0-1	.000	4-4	1.000	1	0	1	1	2	1	0	0	4
Kansas State	15	1-5	.200	0-3	.000	0-0	.000	1	2	3	0	0	0	0	2	
Northern Illinois	20	3-4	.750	1-2	.500	1-2	.500	0	1	1	1	4	2	0	0	8
San Francisco	8	1-1	1.000	1-1	1.000	0-0	.000	0	1	1	0	2	0	0	0	3
Brown	18	2-5	.400	2-4	.500	2-2	1.000	1	0	1	2	2	2	0	1	8
North Florida	22	2-5	.400	0-2	.000	2-3	.667	1	1	2	1	2	2	0	0	6
West Virginia	8	0-1	.000	0-0	.000	0-0	.000	0	1	1	1	0	0	0	0	0
Connecticut	5	0-1	.000	0-0	.000	0-0	.000	0	1	1	0	0	1	0	0	0
Marquette	20	1-4	.250	0-0	.000	2-2	1.000	2	2	4	2	2	2	0	0	4
Cincinnati	10	2-3	.667	0-0	.000	3-4	.750	0	2	2	0	0	0	0	2	7
Georgetown	11	5-6	.833	2-2	1.000	0-0	.000	3	1	4	0	0	0	0	0	12
Villanova	8	1-2	.500	0-1	.000	0-0	.000	0	2	2	0	0	0	0	0	2
Providence	6	0-0	.000	0-0	.000	0-0	.000	0	1	1	0	0	0	0	0	0
DePaul	11	1-1	1.000	0-0	.000	0-0	.000	0	2	2	0	0	0	0	0	2
Seton Hall	7	1-3	.333	0-1	.000	0-0	.000	1	0	1	1	0	2	0	0	2
Marquette	12	1-1	1.000	1-1	1.000	4-4	1.000	1	4	5	0	1	0	1	0	7
Connecticut	8	1-1	1.000	0-0	.000	2-2	1.000	0	1	1	1	0	0	0	1	4
Rutgers	7	1-2	.500	0-1	.000	0-0	.000	0	0	0	2	0	1	0	0	2
Pittsburgh	6	1-1	1.000	1-1	1.000	0-0	.000	0	0	0	1	0	1	0	0	3
Syracuse	11	3-3	1.000	1-1	1.000	0-1	.000	0	0	0	1	1	1	0	0	7
Louisville	15	0-0	.000	0-0	.000	2-2	1.000	1	2	3	1	3	3	0	0	2
DePaul	10	0-3	.000	0-2	.000	0-0	.000	3	0	3	0	5	0	0	0	0
St. John's	10	0-1	.000	0-1	.000	0-0	.000	0	1	1	1	3	0	0	0	0

Career Statistics

YEAR	G-S	MIN/AVG	FG-FGA	PCT.	3-Point		FT-FTA	PCT.	Rebounds				AST.	STL	BLK	PF-D	PTS/AVG
					FG-FGA	PCT.			O	D	TOT	AVG.					
2006-07	26-0	166/6.4	16-34	.471	8-17	.471	8-10	.800	2	18	20	0.8	19	8	1	10-0	48/1.8
BIG EAST	16-0	110/6.9	9-19	.474	5-10	.500	3-4	.750	2	11	13	0.9	15	6	1	8-0	26/1.6
2007-08	29-0	355/12.2	34-77	.442	13-36	.361	25-30	.833	22	30	52	1.8	36	7	1	21-0	106/3.7
BIG EAST	17-0	164/9.6	18-33	.545	5-11	.455	13-15	.867	11	20	31	1.8	15	3	1	11-0	54/3.2
TOTALS	55-0	521/9.5	50-111	.450	21-53	.396	33-40	.825	24	48	72	1.3	55	15	2	31-0	154/2.8
BIG EAST	33-0	274/8.3	27-52	.519	10-21	.476	16-19	.842	13	31	44	1.3	30	9	2	19-0	80/2.4





Tim Abromaitis #21
Forward • Freshman • 6-8 • 224
Unionville, Conn. (Farmington)

FRESHMAN SEASON (2007-08):

Has seen game action 10 times as a newcomer ... set season high seven points in 13 minutes of play against Northern Illinois (12/8) ... recorded three points and three rebounds in only four minutes of play against Monmouth (11/16) ... scored first collegiate points on only field goal attempt in season opener vs. Long Island (11/12) ... matched season-best with three rebounds vs. Brown (12/29).

Career Stats vs. The BIG EAST

Opponent	G-GS	Min.	FG-FGA	3Pt.		FT-FTA	Reb.	A	PF	BS	ST	Pts.
				FG-FGA	FGA							
Cincinnati	0-0	00/00	0-0	0-0	0-0	0/0	0	0	0	0	0	0/0
Connecticut	0-0	00/00	0-0	0-0	0-0	0/0	0	0	0	0	0	0/0
DePaul	0-0	00/00	0-0	0-0	0-0	0/0	0	0	0	0	0	0/0
Georgetown	1-0	00/00	0-0	0-0	2-2	0/0	0	0	0	0	0	2/2.0
Louisville	0-0	00/00	0-0	0-0	0-0	0/0	0	0	0	0	0	0/0
Marquette	1-0	3/3.0	1-2	0-1	0-0	0/0	1	0	0	0	0	2/2.0
Pittsburgh	0-0	00/00	0-0	0-0	0-0	0/0	0	0	0	0	0	0/0
Providence	0-0	00/00	0-0	0-0	0-0	0/0	0	0	0	0	0	0/0
Rutgers	0-0	00/00	0-0	0-0	0-0	0/0	0	0	0	0	0	0/0
St. John's	0-0	00/00	0-0	0-0	0-0	0/0	0	0	0	0	0	0/0
Seton Hall	1-0	1/1.0	0-0	0-0	0-0	0/0	0	1	0	0	0	0/0
South Florida	0-0	00/00	0-0	0-0	0-0	0/0	0	0	0	0	0	0/0
Syracuse	0-0	00/00	0-0	0-0	0-0	0/0	0	0	0	0	0	0/0
Villanova	0-0	00/00	0-0	0-0	0-0	0/0	0	0	0	0	0	0/0
West Virginia	0-0	00/00	0-0	0-0	0-0	0/0	0	0	0	0	0	0/0

Career Highs

Points..... 7 vs. Northern Illinois (12-8-07)
 Field Goals 2 vs. Northern Illinois (12-8-07)
 Field Goals Attempted..... 6 vs. Northern Illinois (12-8-07)
 Field-Goal Percentage..... 1.000 vs Long Island (11-12-07)
 Three-Point Field Goals 1 vs. Northern Illinois (12-8-07)
 Three-Point Field Goals Attempted 2 vs. Northern Illinois (12-8-07) and Brown (12-29-07)
 Three-Point Field Goal Percentage..... .500 vs. Northern Illinois (12-8-07)
 Free Throws 2 vs. on three occasions
 Free Throws Attempted..... 2 on three occasions
 Free-Throw Percentage..... 1.000 on four occasions
 Rebounds 3 vs. Monmouth (11-16-07) and Brown (12-29-07)
 Assists..... 1 on three occasions
 Blocked Shots..... 1 vs. Colgate (11-26-07)
 Steals 1 vs. Colgate (11-26-07)
 Minutes 13 vs. Northern Illinois (12-8-07)


Season Stats

Opp.	Min.	Total			Season Stats			Rebounds			PF	A	TO	BLK	Stl.	Pts.
		FG-FGA	Pct.	3FG-FGA	Pct.	FT-FTA	Pct.	Off.	Def.	Total						
Long Island	4	1-1	1.000	0-0	.000	0-0	.000	0	0	0	0	0	0	0	0	2
Monmouth	4	1-2	.500	0-1	.000	1-1	1.000	1	2	3	0	0	1	0	0	3
Baylor	DNP															
Georgia Tech	DNP															
Youngstown State	1	0-0	.000	0-0	.000	0-0	.000	0	0	0	0	0	1	0	0	0
Colgate	4	0-3	.000	0-2	.000	0-0	.000	1	1	2	0	0	1	1	1	0
Eastern Michigan	DNP															
Kansas State	DNP															
Northern Illinois	13	2-6	.333	1-2	.500	2-2	1.000	0	1	1	3	1	0	0	0	7
San Francisco	DNP															
Brown	7	0-5	.000	0-2	.000	2-2	1.000	2	1	3	1	1	0	0	0	2
North Florida	1	0-0	.000	0-0	.000	0-0	.000	0	0	0	0	0	0	0	0	0
West Virginia	DNP															
Connecticut	DNP															
Marquette	3	1-2	.500	0-1	.000	0-0	.000	0	0	0	0	1	1	0	0	2
Cincinnati	DNP															
Georgetown	1	0-0	.000	0-0	.000	2-2	1.000	0	0	0	0	0	0	0	0	2
Villanova	DNP															
Providence	DNP															
DePaul	DNP															
Seton Hall	1	0-0	.000	0-0	.000	0-0	.000	0	0	0	1	0	0	0	0	0
Marquette	DNP															
Connecticut	DNP															
Rutgers	DNP															
Pittsburgh	DNP															
Syracuse	DNP															
Louisville	DNP															
DePaul	DNP															
St. John's	DNP															

Career Statistics

YEAR	G-S	MIN/AVG	FG-FGA	PCT.	3-Point		FT-FTA	PCT.	Rebounds			AST.	STL	BLK	PF-D	PTS/AVG	
					FG-FGA	PCT.			O	D	TOT						
2007-08	10-0	38/3.8	5-19	.263	1-8	.125	7-7	1.000	4	5	9	0.9	3	1	1	5-0	18/1.8
BIG EAST	3-0	5/1.7	1-2	.500	0-1	.000	2-2	1.000	0	0	0	0.0	1	0	0	0-0	4/1.3
TOTALS	10-0	38/3.8	5-19	.263	1-8	.125	7-7	1.000	4	5	9	0.9	3	1	1	5-0	18/1.8
BIG EAST	3-0	5/1.7	1-2	.500	0-1	.000	2-2	1.000	0	0	0	0.0	1	0	0	0-0	4/1.3





Tyrone Nash #1
Guard • Freshman • 6-7 • 220
Queens, N.Y. (Lawrence Woodmere Academy/
Northfield Mount Hermon)

FRESHMAN SEASON (2007-08):

Had season-high six points vs. Northern Illinois (12/8) ... recorded 11 minutes of play against Colgate (11/26) ... had one blocked shot and two assists (season highs) vs. the Raiders ... recorded six rebounds in just four minutes of play in the season opener against Long Island (11/12) .. also scored a basket in the final minutes of the contest with the Blackbirds ... finished with four rebounds and two points vs. Brown (12/29).

Opponent	G-GS	Min.	FG-FGA	3Pt. FG-FGA	FT-FTA	Reb.	A	PF	BS	ST	Pts.
Cincinnati	0-0	00/00	0-0	0-0	0-0	0/0	0	0	0	0	0/0
Connecticut	0-0	00/00	0-0	0-0	0-0	0/0	0	0	0	0	0/0
DePaul	0-0	00/00	0-0	0-0	0-0	0/0	0	0	0	0	0/0
Georgetown	1-0	00/00	0-0	0-0	0-0	0/0	0	0	0	0	0/0
Louisville	0-0	00/00	0-0	0-0	0-0	0/0	0	0	0	0	0/0
Marquette	1-0	3/3.0	1-1	0-0	0-0	0/0	0	0	0	0	2/2.0
Pittsburgh	0-0	00/00	0-0	0-0	0-0	0/0	0	0	0	0	0/0
Providence	0-0	00/00	0-0	0-0	0-0	0/0	0	0	0	0	0/0
Rutgers	0-0	00/00	0-0	0-0	0-0	0/0	0	0	0	0	0/0
St. John's	0-0	00/00	0-0	0-0	0-0	0/0	0	0	0	0	0/0
Seton Hall	1-0	4/4.0	0-1	0-1	2-4	2/2.0	0	0	0	0	2/2.0
South Florida	0-0	00/00	0-0	0-0	0-0	0/0	0	0	0	0	0/0
Syracuse	1-0	1/1.0	0-0	0-0	0-0	0/0.0	0	0	0	0	0/0.0
Villanova	0-0	00/00	0-0	0-0	0-0	0/0	0	0	0	0	0/0
West Virginia	0-0	00/00	0-0	0-0	0-0	0/0	0	0	0	0	0/0

Points.....	6 vs. Northern Illinois (12-8-07)
Field Goals	3 vs. Northern Illinois (12-8-07)
Field Goals Attempted.....	5 vs. Long Island (11-12-07)
Field-Goal Percentage.....	1.000 on three occasions
Three-Point Field Goals	—
Three-Point Field Goals Attempted.....	1 vs. Seton Hall (2-6-08)
Three-Point Field Goal Percentage.....	—
Free Throws	2 vs. Seton Hall (2-6-08)
Free Throws Attempted.....	4 vs. Northern Illinois (12-8-07) and Seton Hall (2-6-08)
Free-Throw Percentage.....	.500 vs. Colgate (11-26-07) and Seton Hall (2-6-08)
Rebounds	6 vs. Long Island (11-12-07)
Assists.....	2 vs. Colgate (11-26-07)
Blocked Shots.....	1 vs. Colgate (11-26-07)
Steals.....	1 vs. Brown (12-29-07)
Minutes	18 vs. Northern Illinois (12-8-07)

Season Stats

Opp.	Min.	Total			Rebounds			PF	A	TO	BLK	Stl.	Pts.		
		FG-FGA	Pct.	3FG-FGA	Pct.	FT-FTA	Pct.							Off.	Def.
Long Island	4	1-5	.200	0-0	.000	0-0	.000	4	2	6	0	1	0	0	2
Monmouth	4	0-0	.000	0-0	.000	0-0	.000	0	0	0	0	1	0	0	0
Baylor	DNP														
Georgia Tech	DNP														
Youngstown State	3	0-0	.000	0-0	.000	0-0	.000	0	0	0	0	0	0	1	0
Colgate	11	0-2	.000	0-0	.000	1-2	.500	0	3	3	3	2	0	1	1
Eastern Michigan	DNP														
Kansas State	DNP														
Northern Illinois	18	3-3	1.000	0-0	.000	0-4	.000	1	4	5	2	1	2	0	6
San Francisco	DNP														
Brown	6	1-1	1.000	0-0	.000	0-1	.000	2	2	4	0	0	0	0	2
North Florida	2	0-0	.000	0-0	.000	0-0	.000	0	0	0	1	0	0	0	0
West Virginia	DNP														
Connecticut	DNP														
Marquette	3	1-1	1.000	0-0	.000	0-0	.000	0	0	0	0	0	0	0	2
Cincinnati	DNP														
Georgetown	1	0-0	.000	0-0	.000	0-0	.000	0	0	0	0	0	0	0	0
Villanova	1	0-0	.000	0-0	.000	0-0	.000	0	0	0	0	0	0	0	0
Providence	DNP														
DePaul	DNP														
Seton Hall	4	0-1	.000	0-1	.000	2-4	.500	1	1	2	0	0	0	0	2
Marquette	DNP														
Connecticut	DNP														
Rutgers	DNP														
Pittsburgh	DNP														
Syracuse	1	0-0	.000	0-0	.000	0-0	.000	0	0	0	0	0	0	0	0
Louisville	DNP														
DePaul	DNP														
St. John's	DNP														

Career Statistics

YEAR	G-S	MIN/AVG	FG-FGA	PCT.	3-Point		FT-FTA	PCT.	Rebounds				AST.	STL	BLK	PF-D	PTS/AVG
					FG-FGA	PCT.			O	D	TOT	AVG.					
2007-08	12-0	56/4.7	6-13	.462	0-1	.000	3-11	.273	8	12	20	1.7	5	2	1	6-0	15/1.3
BIG EAST	5-0	8/1.6	1-2	.500	0-1	.000	2-4	.500	1	1	2	0.4	0	0	0	0-0	4/0.8
TOTALS	12-0	56/4.7	6-13	.462	0-1	.000	3-11	.273	8	12	20	1.7	5	2	1	6-0	15/1.3
BIG EAST	5-0	8/1.6	1-2	.500	0-1	.000	2-4	.500	1	1	2	0.4	0	0	0	0-0	4/0.8





Ty Proffitt #13
Guard • Freshman • 6-4 • 206
London, Ky. (South Laurel)

FRESHMAN SEASON (2007-08):

Missed the first four games of the season after suffering a groin injury in practice and also missed Rutgers game (2/16) with sprained ankle ... scored two points in four minutes of play against Colgate (11/26) ... played in his first collegiate game vs. Youngstown State (11/24) finished with three points and two rebounds against Northern Illinois (12/8) ... scored two points and had a rebound and steal vs. Brown (12/29).

Opponent	G-GS	Min.	FG- FGA	3Pt. FG- FGA	FT- FTA	Reb.	A	PF	BS	ST	Pts.
Cincinnati	0-0	00/00	0-0	0-0	0-0	0-0	0	0	0	0	0/0
Connecticut	0-0	00/00	0-0	0-0	0-0	0-0	0	0	0	0	0/0
DePaul	0-0	00/00	0-0	0-0	0-0	0-0	0	0	0	0	0/0
Georgetown	1-0	00/00	0-0	0-0	0-0	0-0	0	0	0	0	0/0
Louisville	0-0	00/00	0-0	0-0	0-0	0-0	0	0	0	0	0/0
Marquette	0-0	00/00	0-0	0-0	0-0	0-0	0	0	0	0	0/0
Pittsburgh	0-0	00/00	0-0	0-0	0-0	0-0	0	0	0	0	0/0
Providence	0-0	00/00	0-0	0-0	0-0	0-0	0	0	0	0	0/0
Rutgers	0-0	00/00	0-0	0-0	0-0	0-0	0	0	0	0	0/0
St. John's	0-0	00/00	0-0	0-0	0-0	0-0	0	0	0	0	0/0
Seton Hall	1-0	1/1.0	0-0	0-0	0-0	0-0	0	0	0	0	0/0
South Florida	0-0	00/00	0-0	0-0	0-0	0-0	0	0	0	0	0/0
Syracuse	0-0	00/00	0-0	0-0	0-0	0-0	0	0	0	0	0/0
Villanova	0-0	00/00	0-0	0-0	0-0	0-0	0	0	0	0	0/0
West Virginia	0-0	00/00	0-0	0-0	0-0	0-0	0	0	0	0	0/0

Points.....	3 vs. Northern Illinois (12-8-07) and Brown (12-29-07)
Field Goals	1 on three occasions
Field Goals Attempted.....	3 vs. Northern Illinois (12-8-07)
Field-Goal Percentage.....	.500 vs. Colgate (11-26-07) and Brown (12-29-07)
Three-Point Field Goals	1 vs. Northern Illinois (12-8-07) and Brown (12-29-07)
Three-Point Field Goals Attempted.....	2 vs. Northern Illinois (12-8-07) and Brown (12-29-07)
Three-Point Field Goal Percentage.....	.500 vs. Northern Illinois (12-8-07) and Brown (12-29-07)
Free Throws	—
Free Throws Attempted.....	—
Free-Throw Percentage.....	—
Rebounds	2 vs. Northern Illinois (12-8-07)
Assists	2 vs. Northern Illinois (12-8-07)
Blocked Shots.....	—
Steals	1 vs. Northern Illinois (12-8-07) and Brown (12-29-07)
Minutes	10 vs. Northern Illinois (12-8-07)


Season Stats

Opp.	Min.	Total				Rebounds				PF	A	TO	BLK	Stl.	Pts.	
		FG-FGA	Pct.	3FG-FGA	Pct.	FT-FTA	Pct.	Off.	Def.							Total
Long Island	DNP-Inj.															
Monmouth	DNP-Inj.															
Baylor	DNP-Inj.															
Georgia Tech	DNP-Inj.															
Youngstown State	1	0-0	.000	0-0	.000	0-0	.000	0	0	0	0	0	0	0	0	0
Colgate	4	1-2	.500	0-1	.000	0-0	.000	0	0	0	0	0	0	0	0	2
Eastern Michigan	DNP															
Kansas State	DNP															
Northern Illinois	10	1-3	.333	1-2	.500	0-0	.000	0	2	2	0	2	0	0	1	3
San Francisco	DNP															
Brown	4	1-2	.500	1-2	.500	0-0	.000	0	1	1	0	0	0	0	1	3
North Florida	DNP															
West Virginia	DNP															
Connecticut	DNP															
Marquette	DNP															
Cincinnati	DNP															
Georgetown	1	0-0	.000	0-0	.000	0-0	.000	0	0	0	0	0	0	0	0	0
Villanova	DNP															
Providence	DNP															
DePaul	DNP															
Seton Hall	1	0-0	.000	0-0	.000	0-0	.000	0	0	0	0	0	0	0	0	0
Marquette	DNP															
Connecticut	DNP															
Rutgers	DNP-Inj.															
Pittsburgh	DNP															
Syracuse	DNP															
Louisville	DNP															
DePaul	DNP															
St. John's	DNP															

Career Statistics

YEAR	G-S	MIN/AVG	FG-FGA	PCT.	3-Point		FT-FTA	PCT.	Rebounds			AST.	STL	BLK	PF-D	PTS/AVG	
					FG-FGA	PCT.			O	D	TOT						AVG.
2007-08	6-0	20/3.3	3-7	.429	2-5	.400	0-0	.000	0	3	3	0.5	2	2	0	0-0	8/1.3
BIG EAST	2-0	2/1.0	0-0	.000	0-0	.000	0-0	.000	0	0	0	0.0	0	0	0	0-0	0/0.0
TOTALS	6-0	20/3.3	3-7	.429	2-5	.400	0-0	.000	0	3	3	0.5	2	2	0	0-0	8/1.3
BIG EAST	2-0	2/1.0	0-0	.000	0-0	.000	0-0	.000	0	0	0	0.0	0	0	0	0-0	0/0.0





Carleton Scott #34
Forward • Freshman • 6-7 • 194
San Antonio, Texas (James Madison)

FRESHMAN SEASON (2007-08):

Has not seen game time with the Irish this season.

Opponent	G-GS	Min.	3Pt.			Reb.	A	PF	BS	ST	Pts.
			FG-FGA	FG-FGA	FT-FTA						
Cincinnati	0-0	00/00	0-0	0-0	0-0	0-0	0	0	0	0	0/0
Connecticut	0-0	00/00	0-0	0-0	0-0	0-0	0	0	0	0	0/0
DePaul	0-0	00/00	0-0	0-0	0-0	0-0	0	0	0	0	0/0
Georgetown	0-0	00/00	0-0	0-0	0-0	0-0	0	0	0	0	0/0
Louisville	0-0	00/00	0-0	0-0	0-0	0-0	0	0	0	0	0/0
Marquette	0-0	00/00	0-0	0-0	0-0	0-0	0	0	0	0	0/0
Pittsburgh	0-0	00/00	0-0	0-0	0-0	0-0	0	0	0	0	0/0
Providence	0-0	00/00	0-0	0-0	0-0	0-0	0	0	0	0	0/0
Rutgers	0-0	00/00	0-0	0-0	0-0	0-0	0	0	0	0	0/0
St. John's	0-0	00/00	0-0	0-0	0-0	0-0	0	0	0	0	0/0
Seton Hall	0-0	00/00	0-0	0-0	0-0	0-0	0	0	0	0	0/0
South Florida	0-0	00/00	0-0	0-0	0-0	0-0	0	0	0	0	0/0
Syracuse	0-0	00/00	0-0	0-0	0-0	0-0	0	0	0	0	0/0
Villanova	0-0	00/00	0-0	0-0	0-0	0-0	0	0	0	0	0/0
West Virginia	0-0	00/00	0-0	0-0	0-0	0-0	0	0	0	0	0/0

Points.....	—
Field Goals	—
Field Goals Attempted.....	—
Field-Goal Percentage.....	—
Three-Point Field Goals	—
Three-Point Field Goals Attempted.....	—
Three-Point Field Goal Percentage.....	—
Free Throws	—
Free Throws Attempted.....	—
Free-Throw Percentage.....	—
Rebounds	—
Assists	—
Blocked Shots.....	—
Steals	—
Minutes	—

Season Stats

Opp.	Min.	Total				Rebounds				PF	A	TO	BLK	Stl.	Pts.
		FG-FGA	Pct.	3FG-FGA	Pct.	FT-FTA	Pct.	Off.	Def.						
Long Island	DNP														
Monmouth	DNP														
Baylor	DNP														
Georgia Tech	DNP														
Youngstown State	DNP														
Colgate	DNP														
Eastern Michigan	DNP														
Kansas State	DNP														
Northern Illinois	DNP														
San Francisco	DNP														
Brown	DNP														
West Virginia	DNP														
Connecticut	DNP														
Marquette	DNP														
Cincinnati	DNP														
Georgetown	DNP														
Villanova	DNP														
Providence	DNP														
DePaul	DNP														
Seton Hall	DNP														
Marquette	DNP														
Connecticut	DNP														
Rutgers	DNP														
Pittsburgh	DNP														
Syracuse	DNP														
Louisville	DNP														
DePaul	DNP														
St. John's	DNP														

Career Statistics

YEAR	G-S	MIN/AVG	FG-FGA	PCT.	3-Point		FT-FTA	PCT.	Rebounds			AST.	STL	BLK	PF-D	PTS/AVG
					FG-FGA	PCT.			O	D	TOT					
2007-08	0-0	0/0.0	0-0	.000	0-0	.000	0-0	.000	0	0	0	0.0	0	0	0	0/0.0
BIG EAST	0-0	0/0.0	0-0	.000	0-0	.000	0-0	.000	0	0	0	0.0	0	0	0	0/0.0
TOTALS	0-0	0/0.0	0-0	.000	0-0	.000	0-0	.000	0	0	0	0.0	0	0	0	0/0.0
BIG EAST	0-0	0/0.0	0-0	.000	0-0	.000	0-0	.000	0	0	0	0.0	0	0	0	0/0.0





Tim Andree #41
Forward • Sophomore • 6-7 • 210
Colts Neck, N.J. (Christian Brothers Academy)

SOPHOMORE SEASON (2007-08):

Returns as second-year walk-on ... saw game time against Monmouth at the Paradise Jam, scoring two points in only two minutes of play (11/16).

Career Highs

Points.....2 on four occasions
Field Goals1 on three occasions
Field Goals Attempted.....2 vs. Army (2-21-06)
Field-Goal Percentage..1.000 vs. Monmouth (11-16-07) and vs. Northern Illinois (12-8-07)
Three-Point Field Goals—
Three-Point Field Goals Attempted.....—
Three-Point Field Goal Percentage.....—
Free Throws2 vs. Brown (12-29-07)
Free Throws Attempted.....2 on two occasions
Free-Throw Percentage.....1.000 (2-2) vs. Brown (12-29-07)
Rebounds3 vs. Northern Illinois (12-8-07)
Assists.....1 vs. Northern Illinois (12-8-07)
Blocked Shots.....1 vs. Northern Illinois (12-8-07)
Steals—
Minutes6 vs. Northern Illinois (12-8-07)

Season Stats

Opp.	Min.	Total		3FG-FGA	Pct.	FT-FTA	Pct.	Rebounds			PF	A	TO	BLK	Stl.	Pts.
		FG-FGA	Pct.					Off.	Def.	Total						
Monmouth	2	1-1	1.000	0-0	.000	0-0	.000	0	0	0	0	0	0	0	0	2
Colgate	1	0-0	.000	0-0	.000	0-0	.000	0	0	0	0	0	0	0	0	0
Northern Illinois	6	1-1	1.000	0-0	.000	0-0	.000	1	2	3	1	1	0	1	0	2
Brown	3	0-0	.000	0-0	.000	2-2	1.000	0	1	1	1	0	0	0	0	2
Seton Hall	1	0-0	.000	0-0	.000	0-0	.000	0	0	0	0	0	0	0	0	0

Career Statistics

YEAR	G-S	MIN/AVG	FG-FGA	PCT.	3-Point		FT-FTA	PCT.	Rebounds			AST.	STL	BLK	PF-D	PTS/AVG	
					FG-FGA	PCT.			O	D	TOT						AVG.
2006-07	5-0	9/1.8	1-2	.500	0-0	.000	0-2	.000	1	0	1	0.2	0	0	0	1-0	2/0.4
BIG EAST	0-0	0/0.0	0-0	.000	0-0	.000	0-0	.000	0	0	0	0.0	0	0	0	0-0	0/0.0
2007-08	5-0	13/2.6	2-2	1.000	0-0	.000	2-2	1.000	1	3	4	0.8	1	0	1	2-0	6/1.2
BIG EAST	1-0	1/1.0	0-0	.000	0-0	.000	0-0	.000	0	0	0	0.0	0	0	0	0-0	0/0.0
TOTALS	10-0	22/2.2	3-4	.750	0-0	.000	2-4	.500	2	3	5	0.5	1	0	1	3-0	8/0.8
BIG EAST	1-0	1/1.0	0-0	.000	0-0	.000	0-0	.000	0	0	0	0.0	0	0	0	0-0	0/0.0



Tom Kopko #5
Guard • Freshman • 6-7 • 210
Chicago, Ill. (St. Laurence)

FRESHMAN SEASON (2007-08):

First-year walk on ... recorded season-high five points against Northern Illinois (12/8) ... saw game time against Monmouth at the Paradise Jam, recording two rebounds in just two minutes of play (11/16).

Career Highs

Points.....5 vs. Northern Illinois (12-8-07)
Field Goals2 vs. Northern Illinois (12-8-07)
Field Goals Attempted.....2 vs. Northern Illinois (12-8-07)
Field-Goal Percentage.....1.000 vs. Northern Illinois (12-8-07)
Three-Point Field Goals1 vs. Northern Illinois (12-8-07)
Three-Point Field Goals Attempted.....1 vs. Northern Illinois (12-8-07)
Three-Point Field Goal Percentage.....1.000 vs. Northern Illinois (12-8-07)
Free Throws—
Free Throws Attempted.....1 vs. Monmouth (11-16-07)
Free-Throw Percentage.....—
Rebounds2 vs. Monmouth (11-16-07)
Assists.....—
Blocked Shots.....—
Steals—
Minutes5 vs. Northern Illinois (12-8-07)

Season Stats

Opp.	Min.	Total		3FG-FGA	Pct.	FT-FTA	Pct.	Rebounds			PF	A	TO	BLK	Stl.	Pts.
		FG-FGA	Pct.					Off.	Def.	Total						
Monmouth	2	0-1	.000	0-1	.000	0-1	.000	1	1	2	0	0	0	0	0	0
Colgate	1	0-0	.000	0-0	.000	0-0	.000	0	0	0	0	0	0	0	0	0
Northern Illinois	5	2-2	1.000	1-1	1.000	0-0	.000	0	0	0	1	0	0	0	0	5
Brown	3	0-1	.000	0-1	.000	0-0	.000	0	0	0	0	0	0	0	0	0
Seton Hall	1	0-0	.000	0-0	.000	0-0	.000	0	0	0	0	0	0	0	0	0

Career Statistics

YEAR	G-S	MIN/AVG	FG-FGA	PCT.	3-Point		FT-FTA	PCT.	Rebounds			AST.	STL	BLK	PF-D	PTS/AVG	
					FG-FGA	PCT.			O	D	TOT						AVG.
2007-08	5-0	11/2.2	2-4	.500	1-3	.333	0-1	.000	1	1	2	0.4	0	0	0	1-0	5/1.0
BIG EAST	1-0	1/1.0	0-0	.000	0-0	.000	0-0	.000	0	0	0	0.0	0	0	0	0-0	0/0.0
TOTALS	5-0	11/2.2	2-4	.500	1-3	.333	0-1	.000	1	1	2	0.4	0	0	0	1-0	5/1.0
BIG EAST	1-0	1/1.0	0-0	.000	0-0	.000	0-0	.000	0	0	0	0.0	0	0	0	0-0	0/0.0





2007-08 Box Scores

Notre Dame 82, Long Island 50
November 12, 2007
Joyce Center - Notre Dame, Ind.

Game 1

Box score for Game 1: Notre Dame vs Long Island. Includes player stats (FG-A, 3-pt, FT-A, REB, PF, TP, A, TO, BK, ST, MIN) and team totals.

Box score for Game 2: Notre Dame vs Monmouth. Includes player stats and team totals.

SCORE BY PERIODS
Long Island 1 2 F
Notre Dame 23 27 50
OFFICIALS: Mike Roberts, Glenn Mayborg, Doug Simmons
TECHNICALS: None
ATTENDANCE: 8,873
Notes: Notre Dame extended its home win streak dating back to the 2005-06 campaign to 21 games...

Notre Dame 76, Monmouth 33
November 16, 2007
University of the Virgin Islands Sports & Fitness Center — St. Thomas, USVI
Paradise Jam

Game 2

Box score for Game 2: Notre Dame vs Monmouth. Includes player stats and team totals.

Box score for Game 3: Notre Dame vs Baylor. Includes player stats and team totals.

SCORE BY PERIODS
Monmouth 25 8 33
Notre Dame 37 39 76
OFFICIALS: NA
TECHNICALS: None
ATTENDANCE: 2,132
Notes: Notre Dame held Monmouth without a field goal in the final 10:31 of the contest and outscored the Hawks 23-0 down the stretch...

Baylor 68, Notre Dame 64
November 18, 2007
University of the Virgin Islands Sports & Fitness Center — St. Thomas, USVI
Paradise Jam

Game 3

Box score for Game 3: Baylor vs Notre Dame. Includes player stats and team totals.

Box score for Game 4: Notre Dame vs Georgia Tech. Includes player stats and team totals.

SCORE BY PERIODS
Baylor 32 36 68
Notre Dame 38 26 64
OFFICIALS: Jamie Luckie, Jim Haney, Tim Kelly
TECHNICALS: None
ATTENDANCE: 2,339
Notes: Luke Harangody matched his career-high with 22-point effort with a career-high nine field goals...

Georgia Tech 70, Notre Dame 69
November 19, 2007
University of the Virgin Islands Sports & Fitness Center — St. Thomas, USVI
Paradise Jam

Game 4

Box score for Game 4: Georgia Tech vs Notre Dame. Includes player stats and team totals.

Box score for Game 5: Notre Dame vs Georgia Tech. Includes player stats and team totals.

SCORE BY PERIODS
Georgia Tech 30 40 70
Notre Dame 32 37 69
OFFICIALS: Ray Perone, Tony Dawkins, Tim Kelly
TECHNICALS: None
ATTENDANCE: 3,325
Notes: For the second consecutive game, Luke Harangody tossed in 22 points (matching his career-high) and grabbed 11 rebounds to record his seventh career double-double...





2007-08 Box Scores

Notre Dame 87, Youngstown State 75
November 24, 2007
Joyce Center — Notre Dame, Ind.

Game 5

Box score for Game 5: Youngstown State vs Notre Dame. Includes player stats (FG-A, 3-pt FG-A, FT-A, REB, PF, TP, A, TO, BK, ST, MIN) and team totals.

Box score for Game 6: Notre Dame vs Colgate. Includes player stats and team totals.

SCORE BY PERIODS
Youngstown State
Notre Dame
OFFICIALS: Bob Donato, Paul Faia, Bill Laubenstein
TECHNICALS: None
ATTENDANCE: 7,461
Notes: Notre Dame extended its home win streak dating back to the 2005-06 campaign to 22 games...

Notre Dame 94, Colgate 63
November 26, 2007
Joyce Center — Notre Dame, Ind.

Game 6

Box score for Game 7: Notre Dame vs Eastern Michigan. Includes player stats and team totals.

SCORE BY PERIODS
Colgate
Notre Dame
OFFICIALS: Tony Green, Wally Rutecki, Tim Clougherty
TECHNICALS: None
ATTENDANCE: 8,977
Notes: Kyle McAlarney scored a career-high 25 points as he connected on a career-high eight field goals...

Box score for Game 8: Notre Dame vs Kansas State. Includes player stats and team totals.

SCORE BY PERIODS
Colgate
Notre Dame
OFFICIALS: Mike Kitts, Bryan Kersly, Gary Maxwell
TECHNICALS: Kansas State-Michael Beasley; Notre Dame-None
ATTENDANCE: 8,300
Notes: Kyle McAlarney scored Notre Dame's final nine points and registered double figures for the fourth straight game...

Notre Dame 78, Eastern Michigan 65
December 1, 2007
Joyce Center — Notre Dame, Ind.

Game 7

Box score for Game 9: Notre Dame vs Eastern Michigan. Includes player stats and team totals.

Box score for Game 10: Notre Dame vs Kansas State. Includes player stats and team totals.

SCORE BY PERIODS
Eastern Michigan
Notre Dame
OFFICIALS: Jim Haney, Jeff Clark, Todd Williams
TECHNICALS: None
ATTENDANCE: 9,277
Notes: Notre Dame tied the school record for consecutive wins at the Joyce Center with its 24th straight victory...

Notre Dame 68, Kansas State 59
December 4, 2007
Madison Square Garden — New York, NY
Jimmy V Classic

Game 8

Box score for Game 11: Notre Dame vs Kansas State. Includes player stats and team totals.

SCORE BY PERIODS
Kansas State
Notre Dame
OFFICIALS: Mike Kitts, Bryan Kersly, Gary Maxwell
TECHNICALS: Kansas State-Michael Beasley; Notre Dame-None
ATTENDANCE: 8,300
Notes: Kyle McAlarney scored Notre Dame's final nine points and registered double figures for the fourth straight game...

Box score for Game 12: Notre Dame vs Kansas State. Includes player stats and team totals.

SCORE BY PERIODS
Kansas State
Notre Dame
OFFICIALS: Mike Kitts, Bryan Kersly, Gary Maxwell
TECHNICALS: Kansas State-Michael Beasley; Notre Dame-None
ATTENDANCE: 8,300
Notes: Kyle McAlarney scored Notre Dame's final nine points and registered double figures for the fourth straight game...





2007-08 Box Scores

Notre Dame 108, Northern Illinois 62
December 8, 2007
Joyce Center - Notre Dame, Ind.

Game 9

Box score for Game 9: Northern Illinois vs Notre Dame. Includes player stats (FG-A, 3-pt, FT-A, REB, PF, TP, A, TO, BK, ST, MIN) and team totals.

Box score for Game 9: Notre Dame vs Northern Illinois. Includes player stats (FG-A, 3-pt, FT-A, REB, PF, TP, A, TO, BK, ST, MIN) and team totals.

SCORE BY PERIODS

Northern Illinois 1 2 F

Notre Dame 25 37 62

Notre Dame 57 51 108

OFFICIALS: John Gaffney, James Breeding, William Bush

TECHNICALS: None

ATTENDANCE: 10,142

Notes: Notre Dame won its 25th straight home game to set the Joyce Center win streak mark ... The 108 points scored by the Irish were the most by a Notre Dame team in regulation under head coach Mike Brey ... Luke Harangody registered his fourth double-double in six games ... Kyle McAlamey extended his double-figure scoring streak to a career-high five games ... Notre Dame's 72.0 percent shooting in the first half was the best percentage by an Irish team in a first half under Brey.

Notre Dame 84, San Francisco 76
December 22, 2007
Joyce Center - Notre Dame, Ind.

Game 10

Box score for Game 10: San Francisco vs Notre Dame. Includes player stats (FG-A, 3-pt, FT-A, REB, PF, TP, A, TO, BK, ST, MIN) and team totals.

Box score for Game 10: Notre Dame vs San Francisco. Includes player stats (FG-A, 3-pt, FT-A, REB, PF, TP, A, TO, BK, ST, MIN) and team totals.

SCORE BY PERIODS

San Francisco 1 2 F

Notre Dame 29 47 76

Notre Dame 43 41 84

OFFICIALS: Brian O'Connell, Mike Roberts, Glenn Mayborg

TECHNICALS: None

ATTENDANCE: 8,048

Notes: Luke Harangody registered his third consecutive double-double for the first time in his career and topped the 20-plus point mark for the fourth time ... Tony Jackson notched his first career-high with a season-high 15 points and matched his personal-best with 10 assists ... Kyle McAlamey registered double figures for the sixth straight game for the longest double-figure scoring streak of his career ... Notre Dame's 45.8 percent shooting from the field marked the eighth time this season that Irish have shot better than 45.0 percent in a game.

Notre Dame 87, Brown 54
December 29, 2007
Joyce Center - Notre Dame, Ind.

Game 11

Box score for Game 11: Brown vs Notre Dame. Includes player stats (FG-A, 3-pt, FT-A, REB, PF, TP, A, TO, BK, ST, MIN) and team totals.

Box score for Game 11: Notre Dame vs Brown. Includes player stats (FG-A, 3-pt, FT-A, REB, PF, TP, A, TO, BK, ST, MIN) and team totals.

SCORE BY PERIODS

Brown 1 2 F

Notre Dame 27 27 54

Notre Dame 48 39 87

OFFICIALS: Reggie Greenwood, Paul Faia, James Breeding

TECHNICALS: None

ATTENDANCE: 8,386

Notes: Notre Dame dished off 20-plus assists for the fifth game ... Rob Kurz registered his third double-double of the season ... Ryan Ayers matched his career-best with 13 points ... Luke Harangody and Kyle McAlamey extended their double-figure scoring streaks to nine and seven games, respectively (both career bests).

Notre Dame 77, North Florida 58
December 31, 2007
Joyce Center - Notre Dame, Ind.

Game 12

Box score for Game 12: North Florida vs Notre Dame. Includes player stats (FG-A, 3-pt, FT-A, REB, PF, TP, A, TO, BK, ST, MIN) and team totals.

Box score for Game 12: Notre Dame vs North Florida. Includes player stats (FG-A, 3-pt, FT-A, REB, PF, TP, A, TO, BK, ST, MIN) and team totals.

SCORE BY PERIODS

North Florida 1 2 F

Notre Dame 18 40 54

Notre Dame 27 50 77

OFFICIALS: Curtis Shaw, Mike Roberts, Ron Tymburski

TECHNICALS: North Florida Bench

ATTENDANCE: 7,841

Notes: Notre Dame dished off 20-plus assists for the sixth game and second consecutive outings ... Rob Kurz registered his second consecutive double-double and fourth of the campaign with a season-high 23 points and career-best 13 boards ... Tony Jackson had double figures in assists for the second time in three games and third time in his career ... Ryan Ayers was in double figures for the second consecutive game for the first time in his career ... Luke Harangody topped the 20-point mark for the fifth time this season ... Kurz grabbed his 500th career rebound.





2007-08 Box Scores

Notre Dame 69, West Virginia 56
January 3, 2008
Joyce Center - Notre Dame, Ind.

Game 13

Box score for Game 13: West Virginia vs Notre Dame. Includes player stats (FG-A, 3-pt, FT-A, REB, PF, TP, A, TO, BK, ST, MIN) and team totals.

Score by periods and technical details for Game 13. Includes scores by quarters and officials/attendance information.

Notes: Notre Dame improved to 7-6 all-time in BIG EAST openers and 4-4 under head coach Mike Brey ... The Irish are now 24-8 all-time against West Virginia and have won 13 of the last 14 meetings ...

Notre Dame 73, Connecticut 67
January 5, 2008
Joyce Center - Notre Dame, Ind.

Game 14

Box score for Game 14: Connecticut vs Notre Dame. Includes player stats and team totals.

Score by periods and technical details for Game 14. Includes scores by quarters and officials/attendance information.

Notes: Kyle McAlamey's 32 points marked a career-high as he connected on a personal-best 13 field goals ...

Marquette 92, Notre Dame 66
January 12, 2008
Bradley Center - Milwaukee, Wis.

Game 15

Box score for Game 15: Marquette vs Notre Dame. Includes player stats and team totals.

Score by periods and technical details for Game 15. Includes scores by quarters and officials/attendance information.

Notes: Luke Harangody's 29 points and 16 rebounds marked his third straight double-double and eighth overall as well as the seventh time this season with 20-plus points ...

Notre Dame 91, Cincinnati 74
January 15, 2008
Joyce Center - Notre Dame, Ind.

Game 16

Box score for Game 16: Cincinnati vs Notre Dame. Includes player stats and team totals.

Score by periods and technical details for Game 16. Includes scores by quarters and officials/attendance information.

Notes: Luke Harangody's 24 points in the second half were the most by an Irish player in a half since Chris Thomas' 27 (finished with 39 points) against Saint Louis on March 22, 2004 ...





2007-08 Box Scores

Georgetown 84, Notre Dame 65
January 19, 2008
Verizon Center - Washington D.C.

Game 17

Box score for Game 17: Georgetown 84, Notre Dame 65. Includes player stats for FG-A, 3-pt FG-A, FT-A, REB, PF, TP, A, TO, BK, ST, MIN and team totals.

Box score for Game 18: Georgetown 84, Notre Dame 65. Includes player stats for FG-A, 3-pt FG-A, FT-A, REB, PF, TP, A, TO, BK, ST, MIN and team totals.

SCORE BY PERIODS: Georgetown 38, 46, 84; Notre Dame 25, 40, 65. OFFICIALS: Bob Donato, Brian O'Connell, Tim Clougherty. ATTENDANCE: 19,286.

Notre Dame 90, Villanova 80
January 26, 2008
Wachovia Center - Philadelphia, PA.

Game 18

Box score for Game 18: Notre Dame 90, Villanova 80. Includes player stats for FG-A, 3-pt FG-A, FT-A, REB, PF, TP, A, TO, BK, ST, MIN and team totals.

Box score for Game 19: Notre Dame 89, DePaul 80. Includes player stats for FG-A, 3-pt FG-A, FT-A, REB, PF, TP, A, TO, BK, ST, MIN and team totals.

SCORE BY PERIODS: Villanova 29, 51, 80; Notre Dame 39, 51, 90. OFFICIALS: Tim Higgins, Jamie Luckie, Earl Walton. ATTENDANCE: 19,989.

Notre Dame 81, Providence 74
January 31, 2008
Joyce Center - Notre Dame, Ind.

Game 19

Box score for Game 19: Notre Dame 81, Providence 74. Includes player stats for FG-A, 3-pt FG-A, FT-A, REB, PF, TP, A, TO, BK, ST, MIN and team totals.

Box score for Game 20: Notre Dame 89, DePaul 80. Includes player stats for FG-A, 3-pt FG-A, FT-A, REB, PF, TP, A, TO, BK, ST, MIN and team totals.

SCORE BY PERIODS: Providence 31, 30, 13, 7; Notre Dame 32, 29, 20, 81. OFFICIALS: Mike Kitts, Brian O'Connell, Doug Shows. ATTENDANCE: 10,179.

Notre Dame 89, DePaul 80
February 2, 2008
Joyce Center - Notre Dame, Ind.

Game 20

Box score for Game 20: Notre Dame 89, DePaul 80. Includes player stats for FG-A, 3-pt FG-A, FT-A, REB, PF, TP, A, TO, BK, ST, MIN and team totals.

Box score for Game 21: Notre Dame 89, DePaul 80. Includes player stats for FG-A, 3-pt FG-A, FT-A, REB, PF, TP, A, TO, BK, ST, MIN and team totals.

SCORE BY PERIODS: DePaul 35, 45, 80; Notre Dame 46, 43, 89. OFFICIALS: Jim Burr, J.D. Collins, Wally Rutecki. ATTENDANCE: 11,418.





Notre Dame 95, Seton Hall 69
February 6, 2008
Prudential Center - Newark, N.J.

Game 21

Notre Dame	FG-A	3-pt FG-A	FT-A	REB	PF	TP	A	TO	BK	ST	MIN
Rob Kurz	4-10	1-5	8-9	2-8-10	2	17	1	2	4	0	28
Zach Hillesland	3-5	0-0	1-2	1-1-2	3	7	0	2	0	1	25
Luke Harangody	10-15	0-0	2-4	0-13-13	0	22	4	2	1	3	33
Tory Jackson	3-9	0-0	3-4	4-3-7	2	9	8	3	0	3	35
Kyle McAlamey	7-11	5-7	0-0	0-2-2	1	19	6	2	0	1	35
Tyrone Nash	0-1	0-1	2-4	1-1-2	0	2	0	0	0	0	4
Tom Kopko	0-0	0-0	0-0	0-0-0	0	0	0	0	0	0	1
Ty Proffitt	0-0	0-0	0-0	0-0-0	0	0	0	0	0	0	1
Jonathan Peoples	1-3	0-1	0-0	1-0-1	1	2	0	2	0	0	7
Tim Abramaitis	0-0	0-0	0-0	0-0-0	1	0	0	0	0	0	1
Luke Zeller	3-5	2-4	0-0	0-3-3	2	8	0	3	0	1	7
Tim Andree	0-0	0-0	0-0	0-0-0	0	0	0	0	0	0	1
Ryan Ayers	4-5	1-1	0-0	1-3-4	1	9	0	2	1	0	19
Team				3-2-5							
TOTALS	35-64	9-19	16-23	13-36-49	13	95	19	18	6	9	200

FG%: 1st Half 20-37, .541; 2nd Half 15-27, .556; Game .547; 3-PT%: 1st Half 6-12, .500; 2nd Half 3-7, .429; Game .474; FT%: 1st Half 1-2, .500; 2nd Half 15-21, .714; Game .696; Deadball: 4.

Seton Hall	FG-A	3-pt FG-A	FT-A	REB	PF	TP	A	TO	BK	ST	MIN
Brian Laing	7-18	2-4	2-2	2-3-5	3	18	2	3	0	1	38
Agustine Okosun	3-4	0-0	0-1	4-2-6	3	6	1	2	2	0	20
Jamar Nutter	4-12	3-6	0-2	1-2-3	5	11	1	3	1	1	24
Eugene Harvey	1-8	0-1	0-0	1-2-3	2	2	5	5	0	1	36
Jeremy Hazell	8-14	3-9	7-10	0-1-1	2	26	1	1	1	5	35
Mike Davis	0-0	0-0	0-0	0-0-0	0	0	0	0	0	0	2
Paul Gause	0-1	0-0	1-2	0-1-1	0	1	1	1	0	0	3
John Garcia	0-1	0-0	0-0	1-1-1	2	0	0	0	1	0	12
Brandon Walter	2-3	0-0	1-1	0-0-1	1	5	0	0	0	2	6
Larry Davis	0-10	0-2	0-0	3-5-8	1	0	3	0	0	4	24
Team				1-1-2							
TOTALS	25-71	8-22	11-18	13-18-31	19	69	14	15	5	14	200

FG%: 1st Half 10-32, .313; 2nd Half 15-39, .385; Game .352; 3-PT%: 1st Half 6-12, .500; 2nd Half 2-10, .200; Game .364; FT%: 1st Half 1-3, .333; 2nd Half 10-15, .667; Game .611; Deadball: 5.

SCORE BY PERIODS

Notre Dame	1	2	F
Seton Hall	47	48	95
Seton Hall	27	42	69

OFFICIALS: Tim Higgins, Mike Stuart, John Gaffney
TECHNICALS: None
ATTENDANCE: 9,800
Notes: Luke Harangody became the first player since Ryan Humphrey in 2001-02 to record four straight double-doubles and the first player to net 20-plus points in four consecutive games since Chris Thomas in 2003-04 ... Harangody also recorded his 12th double-double of the season ... Rob Kurz registered his seventh double-double and matched season-high with four blocked shots ... Kyle McAlamey scored in double figures for the 14th time ... Notre Dame shot 50.0 percent or better for the seventh time and held an opponent to under 40.0 percent for the ninth time ... The Irish outrebounded an opponent for the 17th time in 21 games.

Notre Dame 86, Marquette 83
February 9, 2008
Joyce Center - Notre Dame, Ind.

Game 22

Marquette	FG-A	3-pt FG-A	FT-A	REB	PF	TP	A	TO	BK	ST	MIN
Lazar Hayward	8-15	3-6	2-3	2-9-11	4	21	3	1	0	1	31
Ousmane Barro	1-9	0-0	0-0	3-9-12	4	2	0	3	2	0	22
Dominic James	10-16	3-6	0-0	1-0-1	1	23	6	1	1	1	32
Jerel McNeal	3-15	2-5	2-4	2-3-5	4	10	5	2	1	2	36
Wesley Matthews	2-3	0-0	0-0	0-1-1	1	4	3	2	0	1	30
Maurice Acker	0-0	0-0	0-0	0-0-0	0	0	0	0	0	0	2
Dan Fitzgerald	2-3	1-2	1-1	2-1-3	3	6	0	0	0	3	12
David Cubilan	4-8	3-6	0-0	0-0-0	2	11	1	0	0	0	20
Dwight Burke	2-2	0-0	0-0	0-0-0	2	4	0	0	0	0	8
Lawrence Blackledge	1-2	0-0	0-0	1-2-3	1	2	1	0	1	0	7
Team				1-0-1							
TOTALS	33-73	12-25	5-8	12-25-37	22	83	19	10	5	8	200

FG%: 1st Half 14-38, .368; 2nd Half 19-35, .543; Game .452; 3-PT%: 1st Half 5-12, .417; 2nd Half 7-13, .538; Game .480; FT%: 1st Half 3-4, .750; 2nd Half 2-4, .500; Game .625; Deadball: 1.

Notre Dame	FG-A	3-pt FG-A	FT-A	REB	PF	TP	A	TO	BK	ST	MIN
Rob Kurz	2-6	1-2	0-0	1-4-5	1	5	1	1	1	0	24
Zach Hillesland	4-6	0-0	2-2	1-6-7	2	10	1	1	1	0	25
Luke Harangody	4-12	0-1	10-13	3-8-11	2	18	3	4	0	1	36
Tory Jackson	4-12	2-4	4-6	2-4-6	4	14	8	4	1	2	33
Kyle McAlamey	5-11	2-6	0-1	0-0-0	2	12	2	1	0	0	33
Jonathan Peoples	1-1	1-1	4-4	1-4-5	0	7	1	0	1	0	12
Luke Zeller	3-6	2-4	3-4	2-2-4	1	11	0	1	0	0	14
Ryan Ayers	3-6	2-5	1-1	0-1-1	0	9	1	1	0	1	23
Team				3-1-4							
TOTALS	26-60	10-23	24-31	13-30-43	12	86	17	13	4	4	200

FG%: 1st Half 16-36, .444; 2nd Half 10-24, .417; Game .433; 3-PT%: 1st Half 5-12, .417; 2nd Half 5-11, .455; Game .360; FT%: 1st Half 9-14, .643; 2nd Half 15-17, .882; Game .774; Deadball: 3.

SCORE BY PERIODS

Marquette	1	2	F
Notre Dame	36	47	83
Notre Dame	46	40	86

OFFICIALS: Ed Corbett, Reggie Greenwood, Frank Scagliotta
TECHNICALS: None
ATTENDANCE: 11,418
Notes: Luke Harangody registered a career-best fifth consecutive double-double (13 overall) and extended double-figure scoring streak to 20 straight games ... Notre Dame extended Joyce Center win streak to 34 games and 15 straight at home against BIG EAST foes ... The Irish improved to 2-2 versus ranked opponents ... Notre Dame's 8-2 start in BIG EAST play matches the second best in school history ... Notre Dame had five players in double figures for the first time since February 20, 2007 vs. DePaul ... Tory Jackson scored in double figures for the sixth time, while Zach Hillesland reached double figures for the fourth time.

Connecticut 84, Notre Dame 78
February 13, 2008
Gampel Pavilion — Storrs, Conn.

Game 23

Notre Dame	FG-A	3-pt FG-A	FT-A	REB	PF	TP	A	TO	BK	ST	MIN
Rob Kurz	1-5	0-2	0-0	1-2-3	3	2	0	2	0	1	21
Luke Harangody	13-24	0-1	6-9	4-12-16	4	32	2	2	0	0	36
Tory Jackson	5-10	2-4	1-1	5-4-9	2	13	4	4	0	2	36
Kyle McAlamey	4-14	2-7	2-2	0-2-2	1	12	4	2	0	1	38
Ryan Ayers	2-6	1-3	0-0	2-2-4	1	5	1	1	1	0	24
Jonathan Peoples	1-1	0-0	2-2	0-1-1	1	4	0	0	0	1	8
Zach Hillesland	2-5	0-0	0-0	0-6-6	2	4	4	1	0	0	21
Luke Zeller	2-8	2-7	0-0	1-1-2	3	6	1	0	0	0	16
Team				4-1-5							
TOTALS	30-73	7-24	11-14	17-31-48	17	78	16	12	1	5	200

FG%: 1st Half 16-31, .516; 2nd Half 14-42, .333; Game .411; 3-PT%: 1st Half 4-8, .500; 2nd Half 3-16, .188; Game .292; FT%: 1st Half 5-5, 1.000; 2nd Half 6-9, .667; Game .786; Deadball: 2.

Connecticut	FG-A	3-pt FG-A	FT-A	REB	PF	TP	A	TO	BK	ST	MIN
Jeff Adrien	5-15	0-0	3-4	6-3-9	2	13	1	2	0	0	35
Stanley Robinson	4-9	1-3	0-0	3-2-5	0	9	2	2	0	0	17
Hasheem Thabeet	2-8	0-0	0-1	3-7-10	3	4	0	1	6	0	35
A.J. Price	10-19	4-10	2-4	0-3-3	1	26	9	1	0	2	39
Craig Austrie	5-11	2-4	2-4	1-1-2	3	14	4	0	1	1	38
Doug Wiggins	3-7	1-3	3-4	0-9-9	1	10	1	1	0	0	27
Jonathan Mandelovoe	0-0	0-0	0-0	0-0-0	0	0	0	0	0	0	1
Gavin Edwards	3-4	0-0	2-2	2-1-3	0	8	0	1	1	0	8
Team				0-1-1							
TOTALS	32-73	8-20	12-19	15-27-42	10	84	17	8	8	3	200

FG%: 1st Half 17-41, .415; 2nd Half 15-32, .469; Game .438; 3-PT%: 1st Half 5-12, .417; 2nd Half 3-8, .375; Game .400; FT%: 1st Half 0-1, .000; 2nd Half 12-18, .667; Game .632; Deadball: 2.

SCORE BY PERIODS

Notre Dame	1	2	F
Connecticut	41	37	78
Connecticut	39	45	84

OFFICIALS: Mike Kitts, Brian O'Connell, Curtis Shaw
TECHNICALS: None
ATTENDANCE: 10,167
Notes: Luke Harangody recorded the second 30-plus point effort of his career with a career-high 32 points and matched his personal best with 16 rebounds ... Tory Jackson matched his career best with nine rebounds ... Jackson scored in double figures for the sixth time ... Notre Dame played for just the second time at Gampel Pavilion (0-2) and lost to the Huskies for the eighth time in nine games played in the state of Connecticut (1-8 overall).

Notre Dame 71, Rutgers 68
February 17, 2008
Louis Brown Athletic Center - Piscataway, N.J.

Game 24

Notre Dame	FG-A	3-pt FG-A	FT-A	REB	PF	TP	A	TO	BK	ST	MIN
Rob Kurz	4-11	1-4	2-2	3-11-14	1	11	0	2	3	0	36
Luke Harangody	5-16	0-0	0-1	3-5-8	4	10	2	2	2	1	27
Tory Jackson	7-13	1-1	2-5	2-6-8	3	17	10	4	0	2	37
Kyle McAlamey	5-12	4-7	2-2	1-1-2	0	16	3	1	0	0	38
Ryan Ayers	3-4	1-2	0-0	1-3-4	2	7	0	1	1	0	28
Jonathan Peoples	1-2	0-1	0-0	0-0-0	2	2	0	1	0	0	7
Zach Hillesland	2-6	0-0	1-2	3-3-6	1	5	0	1	1	1	19
Luke Zeller	1-3	1-2	0-0	1-0-1	2	3	0	0	0	0	8
Team				3-3-6							
TOTALS	28-67	8-17	7-12	17-32-49	15	71	15	12	7	4	200

FG%: 1st Half 17-34, .500; 2nd Half 11-33, .333; Game .418; 3-PT%: 1st Half 5-11, .455; 2nd Half 3-6, .500; Game .471; FT%: 1st Half 3-4, .750; 2nd Half 4-8, .500; Game .583; Deadball: 3.

Rutgers	FG-A	3-pt FG-A	FT-A	REB	PF	TP	A	TO	BK	ST	MIN
JR Inman	6-15	2-5	0-0	2-4-6	3	14	0	2	0	0	34
Jaron Griffin	1-2	0-1	0-0	0-2-2	0	2	1	2	0	0	10
Hamady Ndiaye	1-7	0-0	0-0	0-2-2	2	2	0	0	1	1	15
Anthony Farmer	5-11	3-6	3-5	0-3-3	1	16	4	0	0	1	36
Mike Coburn	3-6	1-2	2-2	1-2-3	2	9	2	0	0	2	28
Corey Chandler	3-11	1-6	1-2	1-5-6	2	8	3	2	0	1	23
Earl Pettis	3-6	1-2	0-0	4-3-7	2	7	2	3	1	0	29
Byron Joynes	2-7	0-0	1-3	4-2-6	2	5	1	1	2	1	17
Justin Sofman	2-4	1-3	0-0	0-0-0	0	5	0	1	0	0	8
Team				2-1-3							
TOTALS	26-69	9-25	7-12	14-24-38	14	68	13	9	6	6	200

FG%: 1st Half 13-35, .371; 2nd Half 13-34, .38



Notre Dame 82, Pittsburgh 70
February 21, 2008
Joyce Center - Notre Dame, Ind.

Game 25

Table with columns: Pittsburgh, FG-A, 3-pt FG-A, FT-A, REB, PF, TP, A, TO, BK, ST, MIN. Rows include Gilbert Brown, Sam Young, DeJuan Blair, Keith Benjamin, Ronald Ramon, Levance Fields, Tyrell Biggs, Brad Wanamaker, Gary McGhee, Team, and TOTALS.

FG%: 1st Half 14-33, .424; 2nd Half 12-32, .375; Game .400; 3-PT%: 1st Half 5-13, .385; 2nd Half 2-12, .167; Game .280; FT%: 1st Half 2-5, .400; 2nd Half 9-13, .692; Game .611; Deadball: 3.

Table with columns: Notre Dame, FG-A, 3-pt FG-A, FT-A, REB, PF, TP, A, TO, BK, ST, MIN. Rows include Rob Kurz, Zach Hillesland, Luke Harangody, Tony Jackson, Kyle McAlarney, Jonathan Peoples, Luke Zeller, Ryan Ayers, Team, and TOTALS.

FG%: 1st Half 12-34, .353; 2nd Half 16-33, .485; Game .418; 3-PT%: 1st Half 2-12, .167; 2nd Half 6-12, .500; Game .333; FT%: 1st Half 4-4, 1.000; 2nd Half 14-16, .875; Game .900; Deadball: 2.

SCORE BY PERIODS

Table with columns: Pittsburgh, 1, 2, F; Notre Dame, 30, 52, 82.

OFFICIALS: Tim Higgins, John Cahill, Michael Stephens

TECHNICALS: None

ATTENDANCE: 11,418

Notes: Notre Dame ran its Joyce Center home win streak to 35 games ... The Irish also won their 16th consecutive BIG EAST game at home (equals the second-best mark all-time) ... Notre Dame reached the 20-win mark for the second straight year and fifth time during head coach Mike Brey's tenure ... The Irish also posted their second straight 10-win BIG EAST season and fifth in the last eight seasons ... Tony Jackson recorded his second straight double-double and third of his career ... Jackson's 13 rebounds marked a career-high ... Luke Harangody registered his 15th double-double and 10th in BIG EAST play ... He also extended his double-figure scoring streak to 23 straight contests and netted 20-plus points for the 14th time ... Notre Dame snapped a five-game losing streak to Pittsburgh and the win was the first for the Irish since a 66-64 victory on February 9, 2003.

Notre Dame 94, Syracuse 87
February 24, 2008
Joyce Center - Notre Dame, Ind.

Game 26

Table with columns: Syracuse, FG-A, 3-pt FG-A, FT-A, REB, PF, TP, A, TO, BK, ST, MIN. Rows include Donte' Green, Paul Harris, Kristof Ongenaet, Arinze Onuaku, Jonny Flynn, Rick Jackson, Scoop Jardine, Team, and TOTALS.

FG%: 1st Half 12-33, .364; 2nd Half 21-49, .429; Game .402; 3-PT%: 1st Half 2-11, .182; 2nd Half 4-9, .444; Game .300; FT%: 1st Half 10-12, .833; 2nd Half 5-9, .556; Game .714; Deadball: 2.

Table with columns: Notre Dame, FG-A, 3-pt FG-A, FT-A, REB, PF, TP, A, TO, BK, ST, MIN. Rows include Rob Kurz, Zach Hillesland, Luke Harangody, Tony Jackson, Kyle McAlarney, Tyrone Nash, Jonathan Peoples, Luke Zeller, Ryan Ayers, Team, and TOTALS.

FG%: 1st Half 16-27, .593; 2nd Half 13-26, .500; Game .547; 3-PT%: 1st Half 8-14, .571; 2nd Half 6-11, .545; Game .560; FT%: 1st Half 6-10, .600; 2nd Half 16-23, .696; Game .667; Deadball: 4.

SCORE BY PERIODS

Table with columns: Syracuse, 1, 2, F; Notre Dame, 46, 48, 94.

OFFICIALS: Ed Hightower, J.D. Collins, Jamie Luckie

TECHNICALS: None

ATTENDANCE: 11,418

Notes: Notre Dame defeated Syracuse for the third straight time ... The last time an Irish team beat Syracuse in three straight outings was from 1932-42 with a seven-game win streak ... Kyle McAlarney set a Notre Dame school record with nine three-pointers ... McAlarney notched his third 30-point outing of the season ... Notre Dame scored 90-plus points for the sixth time this season and fourth time in BIG EAST play ... Notre Dame won its 36th consecutive game at the Joyce Center and 17th consecutive BIG EAST home game ... Tony Jackson scored in double figures for the fifth straight game, matching a career best ... Zach Hillesland blocked a career-high three shots and had a season-high six assists ... Luke Harangody registered his 16th double-double ... Notre Dame dished off 20-plus assists for the 10th time.

Louisville 90, Notre Dame 85
February 28, 2008
Freedom Hall - Louisville, Ky.

Game 27

Table with columns: Notre Dame, FG-A, 3-pt FG-A, FT-A, REB, PF, TP, A, TO, BK, ST, MIN. Rows include Rob Kurz, Zach Hillesland, Luke Harangody, Tony Jackson, Kyle McAlarney, Jonathan Peoples, Luke Zeller, Ryan Ayers, Team, and TOTALS.

FG%: 1st Half 12-36, .333; 2nd Half 19-36, .528; Game .431; 3-PT%: 1st Half 1-9, .111; 2nd Half 11-20, .550; Game .414; FT%: 1st Half 2-2, 1.000; 2nd Half 9-11, .818; Game .846; Deadball: 2.

Table with columns: Louisville, FG-A, 3-pt FG-A, FT-A, REB, PF, TP, A, TO, BK, ST, MIN. Rows include Terrence Williams, Earl Clark, David Padgett, Andre McGee, Jerry Smith, Preston Knowles, Juan Palacios, Edgar Sosa, Derrick Character, Team, and TOTALS.

FG%: 1st Half 17-31, .548; 2nd Half 14-27, .519; Game .534; 3-PT%: 1st Half 7-12, .583; 2nd Half 1-5, .200; Game .471; FT%: 1st Half 1-1, 1.000; 2nd Half 19-31, .613; Game .625; Deadball: 7.

SCORE BY PERIODS

Table with columns: Notre Dame, 1, 2, F; Louisville, 27, 58, 85.

OFFICIALS: Bob Donato, Mike Stuart, Joe Lindsay

TECHNICALS: Notre Dame - Team, Louisville - None

ATTENDANCE: 19,881

Notes: Luke Harangody's recorded the first 40-point performance for an Irish player in a BIG EAST game and the first for a Notre Dame since Monty Williams scored 42 vs. Valparaiso on Nov. 29, 1993 ... Harangody registered 17 double-double and extended his double-figure scoring streak to 25 games ... Notre Dame lost for the seventh straight time at Freedom Hall ... The Irish dished off 20-plus assists for the 11th time ... Ryan Ayers's 17 points and five three-pointers were a career-high.

Notre Dame 98, DePaul 91
March 2, 2008
Allstate Arena - Rosemont, Ill.

Game 28

Table with columns: Notre Dame, FG-A, 3-pt FG-A, FT-A, REB, PF, TP, A, TO, BK, ST, MIN. Rows include Rob Kurz, Zach Hillesland, Luke Harangody, Tony Jackson, Kyle McAlarney, Jonathan Peoples, Luke Zeller, Ryan Ayers, Team, and TOTALS.

FG%: 1st Half 20-38, .526; 2nd Half 18-30, .600; Game .559; 3-PT%: 1st Half 6-14, .429; 2nd Half 7-9, .778; Game .565; FT%: 1st Half 1-2, .500; 2nd Half 8-12, .667; Game .643; Deadball: 2.

Table with columns: DePaul, FG-A, 3-pt FG-A, FT-A, REB, PF, TP, A, TO, BK, ST, MIN. Rows include Dar Tucker, Karron Clarke, Wesley Green, Draelon Burns, Cliff Clinkscales, Jabari Currie, Mac Koshwal, Will Walker, Matija Poscic, Team, and TOTALS.

FG%: 1st Half 13-35, .371; 2nd Half 20-36, .556; Game .465; 3-PT%: 1st Half 3-12, .250; 2nd Half 5-10, .500; Game .364; FT%: 1st Half 2-2, 1.000; 2nd Half 15-21, .714; Game .739; Deadball: 3.

SCORE BY PERIODS

Table with columns: Notre Dame, 1, 2, F; DePaul, 47, 51, 98.

OFFICIALS: John Cahill, Karl Hess, Brian O'Connell

TECHNICALS: None

ATTENDANCE: 16,934

Notes: Notre Dame won a school record 12th BIG EAST regular-season game ... The Irish defeated DePaul for the third straight time and won at Allstate Arena for the first time since an 82-69 victory on December 14, 2003 ... The Irish topped 90-plus points for the seventh time and shot 50.0 percent or better for the ninth time ... Rob Kurz 21 points marked his third 20-plus point outing ... Zach Hillesland's seven assists were a season-high ... Notre Dame dished off 20-plus assists for the 12th time ... Jonathan Peoples' five assists were a career-high.





Notre Dame 68, St. John's 55
March 5, 2008
Joyce Center - Notre Dame, Ind.

Game 29

St. John's	FG-A	3-pt FG-A	FT-A	REB	PF	TP	A	TO	BK	ST	MIN
Anthony Mason Jr.	5-16	4-8	2-2	0-2-2	1	16	0	3	0	1	33
Dele Coker	1-2	0-0	0-0	1-4-5	5	2	0	2	1	0	14
Justin Burrell	4-9	0-0	0-0	2-3-5	3	8	2	1	0	1	31
Eugene Lawrence	3-7	0-3	0-0	1-2-3	0	6	4	3	0	1	30
D.J. Kennedy	5-6	1-2	0-0	3-4-7	1	11	1	0	1	0	28
Malik Boothe	1-5	0-2	1-2	1-2-3	0	3	4	1	0	0	13
Larry Wright	1-3	0-2	0-0	0-0-0	1	2	0	0	0	1	10
Tomas Jasiulionis	0-0	0-0	0-0	1-1-2	2	0	0	1	0	0	14
Sean Evans	1-3	0-0	0-0	0-2-2	1	2	0	1	0	0	14
Paris Horne	2-5	0-1	1-2	0-2-2	2	5	1	0	2	1	19
Team				0-0-0							

TOTALS 23-56 5-18 4-6 9-22-31 16 55 12 12 4 5 200
FG%: 1st Half 10-30, .333; 2nd Half 13-26, .500; Game .411; 3-PT%: 1st Half 1-10, .100; 2nd Half 4-8, .500; Game .278; FT%: 1st Half 0-0, .000; 2nd Half 4-6, .667; Game .667; Deadball: 2.

Notre Dame	FG-A	3-pt FG-A	FT-A	REB	PF	TP	A	TO	BK	ST	MIN
Rob Kurz	6-10	1-4	2-3	0-4-4	3	15	0	4	0	1	34
Zach Hillesland	2-5	0-0	2-3	0-2-2	4	6	6	1	0	2	30
Luke Harangody	9-12	0-0	2-3	1-5-6	1	20	0	3	1	0	27
Tory Jackson	2-6	0-0	0-0	1-4-5	0	4	8	4	1	1	34
Kyle McAlarney	5-9	3-5	0-0	0-2-2	1	13	2	1	0	1	36
Jonathan Peoples	0-1	0-1	0-0	0-1-1	1	0	3	0	0	0	10
Luke Zeller	2-3	1-1	0-0	1-3-4	0	5	0	0	0	0	11
Ryan Ayers	2-6	0-3	1-1	0-1-1	2	5	0	0	0	0	18
Team				2-2-4							

TOTALS 28-52 5-14 7-10 5-24-29 12 68 19 13 2 5 200
FG%: 1st Half 14-23, .609; 2nd Half 14-29, .483; Game .538; 3-PT%: 1st Half 3-9, .333; 2nd Half 2-5, .400; Game .357; FT%: 1st Half 2-3, .667; 2nd Half 5-7, .714; Game .700; Deadball: 0.

SCORE BY PERIODS	1	2	F
St. John's	21	34	55
Notre Dame	33	35	68

OFFICIALS: Ed Corbett, Jim Haney, Glenn Mayborg

TECHNICALS: None

ATTENDANCE: 11,418

Notes: Notre Dame ended the regular season with its second straight undefeated season at home and ran its Joyce Center home win streak to 37 straight, including 18 straight against BIG EAST opponents ... The Irish became the first school in BIG EAST history to finish undefeated at home in back-to-back campaigns ... It also marked the first time that it has happened in the 40-year history of Notre Dame playing at the Joyce Center ... Luke Harangody registered his 17th outing with 20-plus points ... Notre Dame shot better than 50.0 percent for the 10th time this season ... Notre Dame won its 23rd game marking the second straight year that the Irish have won 23 games during the regular season.





2007-08 Game-By-Game Statistics

Opponent	Overall		3-Point		FT-A	Pct.	O-D-Tot.	PF	A	TO	B	S	Pts
	FG-A	Pct.	FG-A	Pct.									
Long Island	18-65	.277	6-24	.250	8-9	.889	13-24-37	12	13	12	4	3	50
Notre Dame	35-68	.515	7-17	.412	5-9	.556	13-35-48	12	28	11	9	7	82
Monmouth	13-49	.265	3-20	.150	4-5	.800	4-14-18	16	6	16	2	7	33
Notre Dame	29-57	.509	10-23	.432	8-13	.615	15-31-46	10	15	15	4	6	76
Baylor	24-58	.414	8-22	.364	12-20	.600	15-26-41	21	11	15	4	8	68
Notre Dame	20-59	.339	7-19	.368	17-23	.739	16-22-38	21	10	10	0	6	64
Georgia Tech	27-57	.474	10-17	.588	6-11	.546	10-23-33	26	17	20	1	8	70
Notre Dame	22-54	.407	5-16	.313	20-29	.690	13-19-32	16	14	19	5	11	69
Youngstown State	29-70	.414	11-21	.524	6-14	.429	12-22-34	21	20	12	0	7	75
Notre Dame	32-58	.552	7-17	.412	16-24	.667	11-33-44	14	24	17	5	7	87
Colgate	21-51	.412	8-17	.471	13-17	.766	8-20-28	14	13	17	7	3	63
Notre Dame	32-69	.464	13-28	.464	17-19	.895	18-24-42	16	25	8	3	10	94
Eastern Michigan	25-52	.481	7-15	.467	8-13	.615	11-15-26	15	15	9	2	1	65
Notre Dame	27-48	.563	10-16	.625	12-17	.706	9-19-28	12	18	9	4	2	76
Kansas State	25-64	.391	3-20	.150	6-9	.667	15-26-41	14	10	17	5	6	59
Notre Dame	28-72	.389	5-19	.263	7-10	.700	15-25-44	11	12	15	3	9	68
Northern Illinois	23-67	.343	7-25	.280	9-17	.529	10-17-27	22	15	13	1	7	62
Notre Dame	36-58	.621	14-25	.560	22-35	.629	11-41-52	16	27	11	3	6	108
San Francisco	30-68	.441	6-19	.316	10-13	.769	10-25-35	24	15	14	1	7	76
Notre Dame	27-59	.458	7-17	.412	23-32	.719	11-30-41	12	19	14	2	12	84
Brown	17-52	.327	11-23	.478	9-16	.563	6-19-25	16	13	9	3	4	54
Notre Dame	30-70	.429	13-32	.406	14-17	.824	22-32-54	17	23	7	3	6	87
North Florida	23-64	.359	7-17	.412	5-9	.556	11-27-38	20	15	17	2	6	58
Notre Dame	25-57	.439	7-23	.304	20-27	.741	8-33-41	19	24	12	6	8	77
West Virginia	22-69	.319	5-25	.200	7-11	.636	15-18-33	19	9	9	4	6	56
Notre Dame	24-50	.480	5-12	.417	16-21	.762	12-34-46	11	16	20	3	3	69
Connecticut	27-69	.391	2-17	.118	11-17	.647	14-30-44	16	14	13	12	10	67
Notre Dame	27-73	.370	9-17	.529	10-11	.909	17-31-48	17	18	14	5	7	73
Marquette	34-73	.466	12-24	.500	12-15	.800	13-23-36	23	23	13	4	17	92
Notre Dame	23-58	.397	4-19	.211	16-25	.640	19-27-46	14	13	24	4	6	66
Cincinnati	30-75	.400	6-29	.207	8-11	.727	18-18-36	26	21	16	0	7	74
Notre Dame	24-51	.471	9-17	.529	34-42	.810	11-29-40	15	18	15	1	5	91
Georgetown	28-53	.528	8-20	.400	20-29	.690	8-26-34	20	19	13	4	6	84
Notre Dame	20-61	.328	7-25	.280	18-22	.818	17-25-42	21	10	13	1	7	65
Villanova	32-72	.444	7-21	.333	9-12	.750	14-26-40	29	19	14	2	8	80
Notre Dame	27-53	.509	9-19	.474	27-38	.711	9-29-38	16	20	15	1	7	90
Providence	30-73	.411	8-33	.242	6-16	.375	22-26-48	22	18	15	4	2	74
Notre Dame	27-61	.443	5-16	.313	22-27	.815	11-27-38	17	21	13	4	8	81
DePaul	34-70	.486	11-23	.478	1-3	.333	12-24-36	16	21	12	4	3	80
Notre Dame	32-75	.427	8-22	.364	17-20	.850	21-25-46	8	22	8	4	6	89
Seton Hall	25-71	.352	8-22	.364	11-18	.611	13-18-31	19	14	15	5	14	69
Notre Dame	35-64	.547	9-19	.474	16-23	.696	13-36-49	13	19	18	6	9	95
Marquette	33-73	.452	12-25	.480	5-8	.625	12-25-37	22	19	10	5	8	83
Notre Dame	26-60	.433	10-23	.435	24-31	.774	13-30-43	12	17	13	4	4	86
Connecticut	32-73	.438	8-20	.400	12-19	.632	15-27-42	10	17	8	8	3	84
Notre Dame	30-73	.411	7-24	.292	11-14	.786	17-31-48	17	16	12	1	5	78
Rutgers	26-69	.377	9-25	.360	7-12	.583	14-24-38	14	13	9	6	6	68
Notre Dame	28-67	.418	8-17	.471	7-12	.583	17-32-49	15	15	12	7	4	71
Pittsburgh	26-65	.400	7-25	.280	11-18	.611	15-22-37	18	11	9	4	2	70
Notre Dame	28-67	.418	8-24	.333	18-20	.900	17-28-45	15	14	7	3	5	82
Syracuse	33-82	.402	6-20	.300	15-21	.714	24-27-51	24	20	11	5	6	87
Notre Dame	29-53	.547	14-25	.560	22-33	.667	4-29-33	16	21	13	8	7	94
Louisville	31-58	.534	8-17	.471	20-32	.625	8-25-33	13	15	13	2	12	90
Notre Dame	31-72	.431	12-29	.414	11-13	.846	16-24-40	23	25	16	3	5	85
DePaul	33-71	.465	8-22	.364	17-23	.739	19-22-41	15	15	7	5	5	91
Notre Dame	38-68	.559	13-23	.565	9-14	.643	13-22-35	15	27	7	7	5	98
St. John's	23-56	.411	5-18	.278	4-6	.667	9-22-31	16	12	12	4	5	55
Notre Dame	28-52	.538	5-14	.357	7-10	.700	5-24-29	12	19	13	2	5	68

