



# 2009-10 NOTRE DAME MEN'S BASKETBALL

## 2009-10 Schedule

Date	Opponent	Time
11/1	LEWIS COLLEGE#	W, 70-54
11/6	QUINCY#	W, 75-54
11/14	NORTH FLORIDA	W, 86-65
11/16	SAINT FRANCIS (PA)	W, 95-72
11/19	LONG BEACH STATE	7:30 p.m.
11/22	LIBERTY!	7:00 p.m.
11/24	KENNESAW STATE!	7:30 p.m.
11/27	Northwestern!	8:30 p.m.
11/28	Saint	TBA
12/1	IDAHO STATE	7:30 p.m.
12/6	UCF	Noon
12/9	IUPUI	7:30 p.m.
12/12	LOYOLA MARYMOUNT	7:00 p.m.
12/19	UCLA (CBS)	2:00 p.m.
12/22	BUCKNELL	7:00 p.m.
12/30	PROVIDENCE* (BEN)	9:00 p.m.
1/2	at Connecticut* (ESPNU)	Noon
1/5	at USF* (ESPNU)	7:00 p.m.
1/9	WEST VIRGINIA* (ESPNU)	8:00 p.m.
1/16	at Cincinnati* (ESPNU)	4:00 p.m.
1/18	SYRACUSE* (ESPN)	7:00 p.m.
1/23	DEPAUL* (BEN)	2:00 p.m.
1/27	at Villanova* (ESPN)	7:00 p.m.
1/30	at Rutgers* (ESPN2)	6:00 p.m.
2/4	CINCINNATI* (ESPN/ESPN2)	9:00 p.m.
2/7	USF* (BEN)	Noon
2/11	at Seton Hall* (ESPNU)	7:00 p.m.
2/14	ST. JOHN'S* (BEN)	7:30 p.m.
2/17	at Louisville* (ESPN2)	7:00 p.m.
2/24	PITTSBURGH* (ESPN2)	7:00 p.m.
2/27	at Georgetown* (CBS)	Noon
3/3	CONNECTICUT* (ESPN)	7:00 p.m.
3/6	at Marquette* (BEN)	2:00 p.m.
3/9-13	BIG EAST Championship	
3/18-21	NCAA First & Second Rounds	
3/25-28	NCAA Championship	
4/3	NCAA Final Four - Semifinals	
4/5	NCAA Final Four - Final	

# - Exhibition Game  
 ! - Chicago Invitational Challenge  
 \* - BIG EAST Conference Game  
 Home events in bold  
 All times are EST

## Game 3



vs.



**Notre Dame (2-0) vs. Long Beach State (2-0)**  
**Thursday, Nov. 19, 2009 • 7:30 p.m.**  
**Purcell Pavilion at the Joyce Center (9,149)**  
**Notre Dame, Ind.**

TV: None

Radio: Jack Nolan (play-by-play analyst)  
 LaPhonso Ellis (color analyst)

Notre Dame Sports Properties originates the Notre Dame Radio Network which includes: WSBT AM 960 (South Bend, Ind.); WLS AM 890 (Chicago, Ill.); WXNT-AM 1420 in Indianapolis, Ind.; WEFM FM 95.9 (Michigan City, Ind.); WLYV AM 1450 (Ft. Wayne, Ind.); ESPN AM 1480 – WRSW (Warsaw, Ind.); WLUV AM 1520 (Rockford, Ill.); WVIL FM 101.3 (Jacksonville, Ill.); KWOC AM 930 (Poplar Bluff, Mo.); WJLS AM 560 (Beckley, W. Va.); WKKX AM 1600 (Wheeling, W. Va.); SIRIUS Satellite (159) and XM Radio (117); and www.und.com

**Real-Time Stats:** Live in-game statistics are available for all home games via the Notre Dame athletic website (www.und.com).

### Notre Dame vs. Long Beach State

- Tonight's contest marks the third game for the Irish since opening up the season last Saturday when Notre Dame plays host to Long Beach State in the first-ever meeting between the two schools.
- Notre Dame is 2-0 on the season following Monday's night's 95-72 victory over St. Francis (Pa.) and an 86-65 win over North Florida in the season opener. Long Beach State is 2-0 on the season with wins over Alaska Anchorage (86-65) and Pepperdine (67-58).
- Long Beach State is a member of the Big West Conference. Notre Dame is 3-0 versus teams from that conference. An Irish team last faced a team from the Big West Conference was on Jan. 31, 1994 when its defeated Cal State-Northridge at home 76-58.
- Following tonight's contest, Notre Dame will be at home again when the Irish play host to Liberty on Sunday (Nov. 22) at 7:00 p.m.

### Ironmen

- Irish seniors **Luke Harangody**, **Tory Jackson** and **Jonathan Peoples** have logged heavy playing time their Irish careers. The trio has played in a combined 301 contests and been in the starting lineup on 178 occasions.
- Harangody has made 85 consecutive starts in the 101 contests he has played as he earned a spot in the starting lineup in the 16th game of his freshman season. He has averaged 28.1 minutes per game. He missed the only two games of career last season when he was diagnosed with pneumonia.

## PROBABLE STARTING LINEUP

2009-10 Statistics

No.	Player	Pos	Ht.	Wt.	Yr.	PPG.	RPG	Notes
1	Tyrone Nash	F	6-8	220	Jr.	7.5	3.0	Scored a career-high 11 points vs. St. Francis
44	Luke Harangody	F	6-8	246	Sr.	23.0	8.0	47 career outings with 20-plus points
3	Tory Jackson	G	5-11	195	Sr.	9.0	4.5	16 assists and 2 turnovers in first two games
20	Jonathan Peoples	G	6-3	207	Sr.	7.5	1.0	Played a career-high 30 minutes vs. North Florida
23	Ben Hansbrough	G	6-3	206	Sr.	18.5	3.0	Tied a Purcell Pavilion record by going 5-5 from three-point range

## OFF THE BENCH

2009-10 Statistics

No.	Player	Pos	Ht.	Wt.	Yr.	PPG.	RPG	Notes
5	Tom Kopko	G	6-2	183	Jr.	0.0	0.0	Third-year walk-on, has played in 12 games during his career
14	Scott Martin	G	6-8	219	Jr.	--	--	Will miss entire season with a torn ACL
21	Tim Abromaitis	F	6-8	235	Jr.	15.0	4.5	Has scored in double figures in first two games of season
25	Tom Knight	F	6-9	251	Fr.	--	--	Missed first two games of season with a sprained ankle
32	Joey Brooks	G	6-5	215	Fr.	2.0	0.0	Played four minutes in season opener
33	Mike Broghammer	F	6-9	245	Fr.	3.5	1.0	Scored five points and played nine minutes in season opener
34	Carleton Scott	F	6-7	217	Jr.	4.5	2.5	Played 15 minutes in season opener and scored four points
41	Tim Andree	F	6-8	210	Sr.	0.0	0.0	Fourth-year walk-on; father Tim played basketball at ND (1979-83)
45	Jack Cooley	F	6-9	244	Fr.	0.0	1.5	Played nine minutes in season opener

- Jackson has never missed a game during his collegiate career and started 89 games while averaging 31.6 minutes per game.

- Peoples is approaching the century mark in games played and heads into this evening's contests having played in 97 career outings with four starts.

### A New Era In Notre Dame Basketball — Purcell Pavilion at the Joyce Center

- Notre Dame basketball gets a facelift in 2009-10 as the largest renovation in Joyce Center history signals the opening of Purcell Pavilion. The \$26.3-million project, which began with groundbreaking ceremonies in September 2008, was made possible by lead gifts from Philip J. Purcell III, Vincent J. Naimoli and Mike Leep, Sr. The renovation encompasses construction of a new three-story structure at the south end of the arena that will include a new three-story lobby, the Notre Dame ticket operations (approximately 4,500 square feet) and a varsity shop to sell apparel and souvenirs (approximately 3,000 square feet), in addition to a new club seating and hospitality area. Replacement of the existing Joyce Center arena seating, including the installation of chair-back seating throughout the arena, took place during the summer of 2009 following Commencement Exercises in May. The entire project is scheduled for completion in January 2010.

- The arena is Purcell Pavilion at the Joyce Center — and the new club/hospitality area (and two outdoor patios) will be named the Naimoli Family Sports Club Room. The new varsity shop will be named the Mike Leep Sr. Varsity Shop, while the three-story atrium is named after former Notre Dame athletic director Dick Rosenthal.

### Class of 2010 Aims For History

- The Irish senior class of **Luke Harangody**, **Tory Jackson**, **Jonathan Peoples** and **Tim Andree** enters its final season looking to become the all-time winningest class in career and BIG EAST Conference victories at Notre Dame. The quartet has a 72-31 record for a .699 winning percentage and is 33-19 (.635) over-

all in BIG EAST play. They need 21 wins to surpass the 92 wins from the 1975-79 and 1977-81 classes. The most BIG EAST wins are 40 set by Irish teams from 2000-04 and 2004-08.

### Harangody Tops Associated Preseason All-America Team

- **Luke Harangody** was the leading vote-getter on the Associated Press Preseason All-America Team that was announced Nov. 2. Harangody received 57 votes from the 65-member media panel. Joining him on the preseason AP All-America team was junior Cole Aldrich of Kansas (49 votes), senior Sherron Collins of Kansas (39 votes), junior Patrick Patterson of Kentucky (35 votes) and junior Kyle Singler of Duke (30 votes).

- Harangody also was one of nine BIG EAST players named to the 50-person 2009-10 Naismith Trophy Preseason Watch List that was announced by the Atlanta Tipoff Club.

- In August, Harangody was named to the John R. Wooden All-America Team Preseason Top 50 List. Among the 50 returnees, he is the only two-time member of that squad having earned a spot on the 10-member team in both 2008 and 2009.

- Harangody also was named as one of 30 candidates in men's basketball for the Lowe's Senior CLASS Award.

### Same Game, New Number

- Irish fans will not see the familiar No. 2 worn by **Tory Jackson** in his first three seasons as he has switched jersey numbers and is wearing No. 3 in 2009-10.

### Irish In Season Openers

- With the victory against North Florida last Saturday, Notre Dame owns an all-time record of 87-18 (.829) in season openers and have won all 10 openers under head coach Mike Brey. Since the opening of Purcell Pavilion (formerly the Joyce Center), Notre Dame teams are 35-6 (.854). The last time Notre Dame lost a season opener at home was against Miami of Ohio on November 13, 1998.



### Notre Dame Rolls Under Brey in November

• Notre Dame teams have traditionally played well under had coach Mike Brey during the month of November. During his 10 seasons on the Irish bench, his teams have compiled a 37-6 (.860) record.

### Busy Start To Season

• Notre Dame faces a busy opening to the season with seven games in 14 days. Tonight's game is the third in six days for the Irish and is the third home tilt in five home contests in the span of eight days before they travel to Chicago, Ill., for the Chicago Invitational for two contests. Notre Dame plays seven games during the month of December all at Purcell Pavilion.

### Irish Aim For Fourth Straight 20-Win Season

• Notre Dame will be looking for its fourth straight 20-win season in 2009-10. The Irish recorded a 24-8 record in 2006-07, finished 25-8 in 2008-09 and posted a 21-15 mark in 2008-09. Notre Dame last had three consecutive 20-win campaigns in head coach Mike Brey's first three seasons from 2000-03. The last time Irish teams reached the 20-win mark in four straight campaigns was from 1983-89 when those Notre Dame squads under former head coach Digger Phelps had six consecutive 20-win seasons.

### Postseason Stretch

• Notre Dame has earned appearances in the postseason in each of the last 10 years — it's the longest stretch in school history. The Irish have been in the NCAA Tournament on five occasions and in the National Invitation Tournament five times during this current stretch.  
• Under 10th-year head coach Mike Brey, Notre Dame has played in the NCAA five times and NIT four times. The Irish advanced to the NCAA Sweet 16 in 2003.

### Non-Conference Home Win Streak

• With its win on Monday night against North Florida, Notre Dame extended its home win streak versus non-conference opponents to 39 games. The Irish last lost to a non-conference opponent at home when they suffered a 71-57 setback to Michigan on Dec. 3, 2005.

### The Captains

• Seniors **Luke Harangody**, **Tory Jackson** and **Jonathan Peoples** have been voted captains for the 2009-10 season.

### Harangody Tabbed as BIG EAST Preseason Player of the Year

• For the second straight year, **Luke Harangody** has named the 2009-10 Preseason BIG EAST player of the year by a vote of the league's head coaches. Harangody was chosen for the honor prior to his junior season after earning the conference's player-of-the-year accolade in 2008. Last season, he became the first player in league history to lead the conference in both scoring (25.2) and rebounding (12.8). Harangody is one of only four players in Notre Dame history with 1,800 career points and 900 rebounds, ranking eighth all-time with 1,842 points and standing fifth with 956 rebounds. In his three-year BIG EAST career, he has scored 1,031 points (19.9 ppg.) in 52

league contests. Only three other players in BIG EAST history -- Ray Allen (Connecticut), Richard Hamilton (Connecticut) and Pat Garrity (Notre Dame) -- scored more than 1,000 points in three seasons.

### Elder Statesman

• **Mike Brey** is in his 10th season along the sidelines and is the third-longest tenured coach in the BIG EAST, behind only Jim Boeheim of Syracuse and Jim Calhoun of Connecticut. Brey stands seventh all-time in the BIG EAST win 92 victories (92-69 overall that includes regular-season and tournament contests). He needs just six wins to move ahead of Steve Lappas, who coached at Villanova, on the career wins list and is eight wins shy of becoming just the sixth coach in BIG EAST history to record 100 conference wins.

### BIG EAST All-Time Winningest Coaches By Victories (Includes conference regular-season and championship games)

1. Jim Boeheim, Syracuse	356
2. Jim Calhoun, Connecticut	282
3. John Thompson, Georgetown	231
4. Lou Carnesecca, St. John's	139
5. Rollie Massimino, Villanova	123
6. Steve Lappas, Villanova	97
7. <b>Mike Brey, Notre Dame</b>	<b>92</b>

### National Polls (Preseason)

#### AP Top 25

1. Kansas
2. Michigan State
3. Texas
4. Kentucky
- 5. Villanova**
6. North Carolina
7. Purdue
- 8. West Virginia**
9. Duke
10. Tennessee
11. Butler
- 12. Connecticut**
13. California
14. Washington
15. Michigan
16. Ohio State
17. Oklahoma
18. Dayton
- 19. Georgetown**
- 20. Louisville**
21. Georgia Tech
22. Clemson
23. Illinois
24. Minnesota
25. Maryland

#### ESPN/USA Today Coaches Poll

1. Kansas
2. Michigan State
3. Texas
4. North Carolina
5. Kentucky
- 6. Villanova**
7. Purdue
8. Duke
- 9. West Virginia**
10. Butler
11. Tennessee
12. California
13. **Connecticut**
14. Washington
15. Ohio State
16. Michigan
17. Oklahoma
18. Minnesota
19. Georgia Tech
- 20. Georgetown**
21. Dayton
- 22. Louisville**
23. Clemson
- 24. Syracuse**
25. Illinois





## Jackson Set to Become 50th 1,000-Point Scorer in Notre Dame History

- **Tory Jackson** is looking to become the 50th player in program history to score 1,000 career points and needs just 88 to reach that mark. He owns a scoring average of 8.9 points and has played in all 103 games of his Irish career.
- With 525 career assists, he would become just the fourth player in school history with 1,000 career points and 500 assists.
- The current three players with 1,000 points and 500 assists include:  
*Chris Thomas (2001-05): 2,195 points, 833 assists*  
*David Rivers (1984-88): 2,011 points, 586 assists*  
*Elmer Bennett (1956-59): 1,488 points, 516 assists*

## An Elite Club

- With 1,869 points and 965 rebounds in 101 career outings, **Luke Harangody** is one of just four players in the 104-year history of the Notre Dame basketball program to score 1,800 points and grab 800 rebounds. The others to reach this milestone have been:  
*Adrian Dantley (1973-76): 2,223 points, 843 rebounds*  
*Troy Murphy (1998-01): 2,011 points, 924 rebounds*  
*Tom Hawkins (1956-59): 1,820 points, 1,318 rebounds*

## A BEN-e-ful Debut

- Senior guard **Ben Hansbrough** had a successful debut in an Irish uniform last Saturday as he scored 19 points and dished off four assists in 31 minutes. Hansbrough was 5-6 from the field overall in the contest.
- He finished 5-5 from three-point range and in the process tied a Purcell Pavilion record for three-point field goal percentage.
- Hansbrough followed that performance up with 18 points and seven assists against St. Francis.

## Making It Count

- Junior forward **Tim Abromaitis**, who played in just 12 games as a freshman in 2007-08 and did not play at all during the 2008-09 campaign, has had timely contributions in Notre Dame's first two games as he is averaging 15.0 points and 4.0 rebounds.
- In the season opener against North Florida, Abromaitis came off the bench and registered then personal-bests 21 minutes and scored 13 points (first career game in double figures) as he connected on 5-6 shots from the field and was 3-4 from three-point range.
- In Notre Dame's second outing of the season, he eclipsed his career best with a 17-point performance that also included grabbing a personal best five rebounds.

## Rock Solid

- Notre Dame's new backcourt tandem of seniors **Tory Jackson** and **Ben Hansbrough** have combined for 27 assists and turned the ball over just five times.
- Jackson owns an 8.0 assist-to-turnover ratio (16 assists, 2 turnovers), while Hansbrough stands at 3.67 (11 assists, 3 turnovers).
- Jackson is averaging a turnover every 32 minutes, while Hansbrough is averaging a turnover every 22.3 minutes.

## The Peoples' Choice

- Senior guard **Jonathan Peoples** has started the first two games of the 2009-10 campaign and four for his career. In the season-opening win over North Florida, he played a career-high 30 minutes in the contest and notched his third career double-figure outing as he scored 11 points on 4-7 shooting, including a 3-5 performance from three-point range.

## Statistical Champions

- Notre Dame finished first nationally in 2008-09 in two statistical categories — turnovers (9.5) and assist to turnovers (1.75).
- In 2007-08, the Irish led the nation in assists with 18.4 per game.

## 2009-10 BIG EAST Preseason Coaches' Poll

	Pts.
1. Villanova (10)	218
2. West Virginia (5)	215
3. Connecticut (1)	185
4. Louisville	179
5. Georgetown	161
6. Syracuse	152
7. Cincinnati	135
<b>8. NOTRE DAME</b>	<b>132</b>
9. Pittsburgh	119
10. Seton Hall	110
11. St. John's	82
12. Marquette	78
13. Providence	52
14. USF	44
15. Rutgers	43
16. DePaul	15

\*First-place votes in parentheses

## BIG EAST Preseason Player of the Year

Luke Harangody, Notre Dame

## BIG EAST Preseason Rookie of the Year

Lance Stephenson, Cincinnati

## Preseason All-BIG EAST First Team

Luke Harangody, Notre Dame  
Deonta Vaughan, Cincinnati  
Greg Monroe, Georgetown  
Lazar Hayward, Marquette  
Scott Reynolds, Villanova  
Da'Sean Butler, West Virginia

## Preseason All-BIG EAST Second Team

Jerome Dyson, Connecticut  
Kemba Walker, Connecticut  
Samardo Samuels, Louisville  
Jeremy Hazell, Seton Hall  
Dominique Jones, USF  
Devin Ebanks, West Virginia

\* a tie in the balloting created six positions

## Preseason All-BIG EAST Honorable Mention

Stanley Robinson, Connecticut  
Arinze Onuaku, Syracuse



## 105 Years Young

• The 2009-10 campaign marks the 105th season of basketball at Notre Dame and the 15th season as a member of the BIG EAST Conference. Notre Dame teams have posted a 1653-908 record for a .645 winning percentage. In 14 seasons as a member of the BIG EAST, the Irish own a 123-113 (.521) record all-time in conference regular-season play.

## BIG EAST Turnaround

• During head coach **Mike Brey's** tenure, Notre Dame has had only two losing seasons in BIG EAST play — 6-10 in 2005-06 and 8-10 in 2008-09. Since the '05-'06 campaign when the Irish finished 6-10 after beginning the BIG EAST campaign with a 1-8 record, Notre Dame has gone 38-21 (.644) over the last 59 regular-season league games.

## BIG EAST Formula For Success

• Since his arrival at Notre Dame, **Mike Brey** has led the Irish to an 88-60 (.594) record in BIG EAST regular-season games and a 4-9 mark in tournament play for an overall record of 92-69 (.571) against league foes. In Brey's first season, the Irish posted their first-ever winning record in BIG EAST play and won the league West Division title with an 11-5 mark. Prior to Brey's arrival at Notre Dame, Irish teams had a 35-53 (.398) regular-season record from 1995-2000.

## 340 And Counting

• Entering tonight's contest against Saint Francis, Notre Dame has hit at least one three-pointer in 340 straight games, a mark that dates back to the 1998-99 campaign. The last time an Irish team failed to hit a three-pointer in a game was in a 101-70 loss to Connecticut at the Hartford Civic Center on Jan. 12, 1999 as Notre Dame finished 0-7 from beyond the arc. In 2008-09, the Irish set a single-season three-point record with 319.

## Now That's Something To Talk About

• Notre Dame has won 54 of its last 57 home games that included a school-record 45-game win streak from 2006-09. The Irish also tied a BIG EAST mark by winning 20 straight conference home games during that time period. Notre Dame became the first BIG EAST team in conference history to record back-to-back undefeated seasons at home after finishing 17-0 in '06-'07 and 18-0 in '07-'08. Here's a look at the dominance of the Irish over the course of the last 57 contests at home:

	<b>Notre Dame</b>	<b>Opponents</b>
<b>FG Pct.</b>	1591-3406 (.467)	1401-3491 (.401)
<b>3-FG Pct.</b>	512-1262 (.406)	383-1175 (.326)
<b>Points/Avg.</b>	4,681 (82.1 ppg.)	3,707 (65.0 ppg.)
<b>Margin of Victory</b>	+974 points (+17.1)	

*Notre Dame has shot .500 or better in 22 of 57 games; opponents have shot .500 or better in 4 of 56 games. There have been 37 wins by 10-plus points; 21 wins by 20-plus points; 14 wins by 30-plus points; 5 wins by 40-plus points; and 1 win by 50-plus points.*

## Teleconference Schedules

### 2009-10 Notre Dame

#### Men's Basketball Teleconference

Phone Number: 877-674-0006

Passcode: 517886

Thurs, Dec. 3 10:00 a.m. (ET)

Thurs., Dec. 17 10:00 a.m. (ET)

Thurs., Dec. 31 Noon (ET)

Thurs., Jan. 7 10:00 a.m. (ET)

Wed., Jan. 20 10:00 a.m. (ET)

Tues., Feb. 2 10:00 a.m. (ET)

Tues., Feb. 16 10:00 a.m. (ET)

Mon., Mar. 1 10:00 a.m. (ET)

### 2009-10 BIG EAST Teleconferences

(Contact the BIG EAST Conference for teleconference number information)

Jan. 7, Jan. 21, Feb. 4 and Feb. 18

11:00 a.m. Jay Wright, Villanova

11:08 a.m. Keno Davis, Providence

11:16 a.m. Stan Heath, USF

11:24 a.m. Jim Calhoun, Connecticut

11:32 a.m. Norm Roberts, St. John's

11:40 a.m. Jerry Wainwright, DePaul

11:48 a.m. John Thompson, III, Georgetown

11:56 a.m. Bobby Gonzalez, Seton Hall

Jan. 17, Jan. 21, Feb. 4 and Feb. 18

11:00 a.m. Buzz Williams, Marquette

**11:08 a.m. Mike Brey, Notre Dame**

11:16 a.m. Bob Huggins, West Virginia

11:24 a.m. Fred Hill, Rutgers

11:32 a.m. Jamie Dixon, Pittsburgh

11:40 a.m. Mick Cronin, Cincinnati

11:48 a.m. Jim Boeheim, Syracuse

11:56 a.m. Rick Pitino, Louisville

## In the Spotlight

• Notre Dame will appear on national television 14 times during the 2009-10 campaign that includes two games on CBS (UCLA and Georgetown), seven contests on either ESPN or ESPN2 and five games on ESPNU. The Irish appeared on national television a school-record 23 times in 2008-09.

## Irish Sign Three Guards In Early Signing Period

• Irish head coach Mike Brey signed a trio of guards during the early signing period in November: Eric Atkins (Columbia, Md./Mount St. Joseph/6-1, 170); Alex Dragicevich (Northbrook, Ill./Glenbrook North/6-6, 210) and Jerian Grant (Bowie, Md./DeMatha/6-5, 180). Atkins averaged 23.4 points, 6.0 assists, 5.1 rebounds and 3.2 steals en route to earning Baltimore Catholic League player-of-the-year honors and first team all-Baltimore Metro accolades. Dragicevich led his Glenbrook North squad to a 23-5 record in 2008-09 while averaging 20.9 points, 6.9 rebounds and 3.5 assists and



## Notre Dame's Records in 2009-10 when ...

Played at the Purcell Pavilion.....	2-0
Played on the road.....	0-0
Played at a neutral site.....	0-0
BIG EAST Conference record (all games) .....	0-0
Non-conference record .....	0-0
Leading at halftime.....	2-0
Trailing at halftime.....	0-0
Tied at halftime.....	0-0
Playing an overtime game.....	0-0
Shoots .500 or better .....	2-0
Shoots .500 or less.....	0-0
Opponents shoots .500 or less.....	2-0
Shoots better than opponent.....	2-0
Shoots worse than opponent.....	0-0
Shoots same as opponent .....	0-0
Makes more free throws than opponent.....	2-0
Makes less free throws than opponent .....	0-0
Same number of free throws .....	0-0
Outrebounds opponents .....	2-0
Outrebounded by opponent .....	0-0
Same number of rebounds.....	0-0
Has more turnovers than opponent.....	0-0
Has fewer turnovers than opponent .....	2-0
Has same number of turnovers .....	0-0
Bench outscores opponent's bench.....	1-0
Outscored by opponent's bench .....	0-1
Bench points are the same.....	0-0
Plays a ranked opponent.....	0-0
Makes 10 or more three-pointers .....	2-0
No Notre Dame player fouls out.....	0-0
One Notre Dame player fouls out.....	0-0
Two or more Notre Dame players foul out.....	0-0
Wears White Uniforms .....	2-0
Wears Blue Uniforms .....	0-0
Wears Gold Uniforms.....	0-0
Wears Black Uniforms.....	0-0
Plays in an In-Season Tournament.....	0-0
Plays on Television .....	0-0
Plays in November .....	2-0
Plays in December .....	0-0
Plays in January .....	0-0
Plays in February .....	0-0
Plays in March.....	0-0
Plays in Day Games.....	1-0
Plays in Night Games .....	1-0
Plays on Sundays.....	0-0
Plays on Mondays.....	1-0
Plays on Tuesdays .....	0-0
Plays on Wednesdays .....	0-0
Plays on Thursdays.....	0-0
Plays on Fridays.....	0-0
Plays on Saturdays .....	1-0
Final Margin is 5 points or less .....	0-0
Final Margin is 6-10 points .....	0-0
Final Margin is 11-20 points .....	0-0
Final Margin is 20-plus points.....	2-0
Has a player score 20-plus points .....	1-0
Has a player score 30-plus points .....	0-0
Scores 59 points or less .....	0-0
Scores 60-69 points.....	0-0
Scores 70-79 points.....	0-0
Scores 80-89 points.....	1-0
Scores 90-plus points.....	1-0

being selected as the Central Suburban League North Player of the Year. Grant will be one of three members from the current Notre Dame men's basketball family who attended DeMatha, which also is the alma mater of Brey and assistant Rod Balanis. As a junior, he averaged 7.1 points, 6.2 rebounds and 6.0 assists and led his team to a final 32-4 mark and the Washington Catholic Athletic Conference regular-season and tournament titles.

## It's Academic

- When the Irish finished with a 3.168 grade point average following the 2009 spring semester, it marked the ninth time in 11 semesters that head coach Mike Brey's squad had finished with a 3.00 grade index or higher.
- Members of the 2008-09 Irish squad earned a 3.151 following the 2008 fall semester, and, for the academic year, produced a 3.165 GPA. With the completion of the '09 spring semester, Notre Dame players had a cumulative 3.105 grade point average, the highest ever. It also marked the 10th consecutive semester that the team has earned a cumulative GPA of above a 3.00.
- Notre Dame won the BIG EAST Academic Sport Excellence Award for men's basketball for the second time in as many years. The BIG EAST began recognizing the highest collective grade-point averages in each conference sport in 2008. The Irish men's basketball team has won it each of the two years it has been presented and joined two other Notre Dame squads (men's swimming and diving and women's tennis) as recipients in 2009.
- Seven players were named to the 2008-09 BIG EAST Academic All-Star Team, while 10 of the 14 members of the squad earned a grade point average of 3.00 or better in the spring semester.

## Trends Under Brey

• Under Irish head coach Mike Brey, Notre Dame always has been a team that has had a high number of assists and very few turnovers. Here's a look at the Irish under Brey: ...

	<b>FGs</b>	<b>Assts</b>	<b>TOs</b>	<b>Asst/Bskt</b>	<b>Asst/TO</b>
2000-01	814	527	434	.647	1.21
2001-02	934	629	435	.673	1.45
2002-03	917	558	446	.609	1.25
2003-04	766	434	329	.567	1.32
2004-05	671	415	341	.618	1.22
2005-06	772	468	364	.606	1.29
2006-07	869	552	414	.635	1.33
2007-08	914	608	429	.665	1.42
2008-09	988	601	343	.608	1.75
2009-10	62	41	24	.661	1.71

## Watch the Irish on UND.com ...

*UND.com, the official web site of the University of Notre Dame athletics department, will feature a free broadcast for all Notre Dame non-conference home games during the 2009-10 season. The live streaming feed will feature the official radio play-by-play call from Jack Nolan and LaPhonso Ellis. Here is the list of games that will be carried by und.com ...*

Nov. 19	Long Beach State	7:30 p.m. (ET)
Nov. 22	Liberty	7:00 p.m. (ET)
Nov. 24	Kennesaw State	7:30 p.m. (ET)
Dec. 1	Idaho State	7:30 p.m. (ET)
Dec. 6	Central Florida	Noon (ET)
Dec. 9	IUPUI	7:30 p.m. (ET)
Dec. 12	Loyola Marymount	7:00 p.m. (ET)
Dec. 22	Bucknell	7:00 p.m. (ET)



## Irish Record Watch (Career)

### SCORING

1. Austin Carr	1968-71	2,560
2. Adrian Dantley	1973-76	2,223
3. Chris Thomas	2001-05	2,195
4. Pat Garrity	1994-98	2,085
5. David Rivers	1984-88	2,058
6. Troy Murphy	1998-01	2,011
<b>7. Luke Harangody</b>	<b>2006-09</b>	<b>1,869</b>
8. Matt Carroll	1999-03	1,850
9. Tom Hawkins	1956-59	1,820
10. David Graves	1998-02	1,746

### SCORING AVERAGE

1. Austin Carr	1968-71	34.6
2. Adrian Dantley	1973-76	25.8
3. Tom Hawkins	1956-59	23.0
4. John Shumate	1972-74	22.6
5. Troy Murphy	1998-01	21.4
6. Bob Arnzen	1966-69	20.3
7. Ron Reed	1962-65	18.9
8. Pat Garrity	1994-98	18.8
Robert Whitmore	1966-69	18.8
10. Larry Sheffield	1962-65	18.7
<b>11. Luke Harangody</b>	<b>2006-09</b>	<b>18.5</b>
12. David Rivers	1984-88	17.4

### FIELD GOALS MADE

1. Austin Carr	1968-71	1,017
2. Adrian Dantley	1973-76	804
3. Pat Garrity	1994-98	748
4. Chris Thomas	2001-05	713
5. Tom Hawkins	1956-59	710
<b>6. Luke Harangody</b>	<b>2006-09</b>	<b>705</b>
7. David Rivers	1984-88	704
8. Troy Murphy	1998-01	680
9. Bob Arnzen	1966-69	666
10. Kelly Tripucka	1977-81	629

### FIELD GOALS ATTEMPTED

1. Austin Carr	1968-71	1,925
2. Chris Thomas	2001-05	1,863
3. Tom Hawkins	1956-59	1,636
4. David Rivers	1984-88	1,593
5. Pat Garrity	1994-98	1,534
<b>6. Luke Harangody</b>	<b>2006-09</b>	<b>1,491</b>
7. Adrian Dantley	1973-76	1,430
8. Matt Carroll	1999-03	1,412
9. Richard Rosenthal	1951-54	1,408
10. Bob Arnzen	1966-69	1,374

### FREE THROWS MADE

1. Adrian Dantley	1973-76	615
2. Troy Murphy	1998-01	587
3. David Rivers	1984-88	583
4. Austin Carr	1968-71	526
5. Pat Garrity	1994-98	489
6. Chris Thomas	2001-05	467

7. Kelly Tripucka	1977-81	461
8. Donald Royal	1983-87	449
<b>9. Luke Harangody</b>	<b>2006-09</b>	<b>439</b>
10. Jack Stephens	1952-55	426

### FREE THROWS ATTEMPTED

1. Adrian Dantley	1973-76	769
2. Troy Murphy	1998-01	755
3. David Rivers	1984-88	717
4. Jack Stephens	1952-55	686
5. Pat Garrity	1994-98	655
6. Austin Carr	1968-71	646
7. Tom Hawkins	1956-59	583
8. Kelly Tripucka	1977-81	578
9. Donald Royal	1983-87	576
<b>10. Luke Harangody</b>	<b>2006-09</b>	<b>561</b>

### REBOUNDS

1. Tom Hawkins	1956-59	1,318
2. Walter Sahn	1962-65	1,146
3. LaPhonso Ellis	1988-92	1,075
4. Robert Whitmore	1966-69	1,043
<b>5. Luke Harangody</b>	<b>2006-09</b>	<b>965</b>
6. Bob Arnzen	1966-69	944
7. Troy Murphy	1998-01	924
8. Michael Graney	1957-60	893
9. Collis Jones	1968-71	884
10. Ron Reed	1962-65	872

### REBOUNDING AVERAGE

1. Walter Sahn	1962-65	16.9
2. Tom Hawkins	1956-59	16.7
3. Ron Reed	1962-65	14.3
4. Michael Graney	1957-60	13.3
5. Robert Whitmore	1966-69	12.4
6. John Shumate	1972-74	11.6
7. Bob Arnzen	1966-69	11.5
8. LaPhonso Ellis	1988-92	11.1
9. Collis Jones	1968-71	10.4
10. Ryan Humphrey	2000-02	10.0
11. Troy Murphy	1998-01	9.8
Adrian Dantley	1973-76	9.8
<b>13. Luke Harangody</b>	<b>2006-09</b>	<b>9.6</b>
14. Armand Reo	1959-62	9.3

### ASSISTS

1. Chris Thomas	2001-05	833
2. David Rivers	1984-88	586
3. Tim Singleton	1987-91	549
4. Martin Ingelsby	1997-01	526
<b>5. Tory Jackson</b>	<b>2006-09</b>	<b>525</b>
6. Elmer Bennett	1988-92	516
7. Rich Branning	1976-80	466
8. Chris Quinn	2002-06	428
9. John Paxson	1979-83	411
10. Jackie Meehan	1969-71	395





**ASSISTS AVERAGE**

1. Chris Thomas	2001-05	6.5
2. Doug Gottlieb	1995-96	5.7
3. Jackie Meehan	1968-71	5.3
<b>4. Tory Jackson</b>	<b>2006-09</b>	<b>5.1</b>
5. David Rivers	1984-88	5.0
6. Tim Singleton	1987-91	4.9
7. Martin Ingelsby	1997-01	4.3
8. Elmer Bennett	1988-92	4.2
9. Rich Branning	1976-80	4.1
10. John Paxson	1979-83	3.7

**BLOCKED SHOTS**

1. Jordan Cornette	2001-05	201
2. LaPhonso Ellis	1988-92	200
3. Ryan Humphrey	2000-02	166
4. Torin Francis	2002-06	157
5. Troy Murphy	1998-91	126
6. Rob Kurz	2004-08	122
7. Matt Gotsch	1993-97	97
8. Phil Hickey	1995-99	84
<b>9. Luke Harangody</b>	<b>2006-09</b>	<b>79</b>

**BLOCKED SHOT AVERAGE**

1. Ryan Humphrey	2000-02	2.8
2. LaPhonso Ellis	1988-92	2.1
3. Jordan Cornette	2001-04	1.6
4. Torin Francis	2002-05	1.4
5. Troy Murphy	1998-01	1.3
6. Rob Kurz	2004-08	1.1
7. Matt Gotsch	1993-97	1.0
<b>8. Luke Harangody</b>	<b>2006-08</b>	<b>0.8</b>
Phil Hickey	1995-99	0.8
10. Tracy Jackson	1977-81	0.7

**STEAL**

1. Chris Thomas	2001-05	244
2. David Graves	1998-02	202
3. David Rivers	1984-88	201
<b>4. Tory Jackson</b>	<b>2006-09</b>	<b>163</b>
5. Chris Quinn	2002-06	155
6. Elmer Bennett	1988-92	152
7. Ryan Hoover	1992-96	145
8. Tim Singleton	1987-91	144
9. Martin Ingelsby	1997-01	136
10. John Paxson	1979-83	133

**STEALS AVERAGE**

1. Chris Thomas	2001-04	1.9
2. David Rivers	1984-88	1.7
<b>3. Tory Jackson</b>	<b>2006-09</b>	<b>1.6</b>
David Graves	1998-02	1.6
5. Doug Gottlieb	1995-96	1.3
Ryan Hoover	1992-96	1.3
Chris Quinn	2002-05	1.3
Tim Singleton	1987-91	1.3
Bill Hanzlik	1976-80	1.3

**Miscellaneous Irish Stats...****Career Games In Double Figures**

Luke Harangody	88
Tory Jackson	40
Ben Hansbrough	27 (1 at Notre Dame)
Jonathan Peoples	3
Tyrone Nash	2
Tim Abromaitis	2

**Career Games With 30-Plus Points**

Luke Harangody	9
----------------	---

**Career Games With 20-Plus Points**

Luke Harangody	47
Tory Jackson	3

**Career Games With 20-Plus Rebounds**

Luke Harangody	1
----------------	---

**Career Games With 10-Plus Rebounds**

Luke Harangody	52
Tory Jackson	1
Tyrone Nash	1

**Career Games With 10-Plus Assists**

Tory Jackson	6
--------------	---

**Career Double-Doubles**

Luke Harangody	50
Tory Jackson	3

**Number of Career Games ... Led Irish In**

<b>Tim Abromaitis</b>		<b>Jonathan Peoples</b>	
Blocks	1	Steals	9
		Assists	3
<b>Luke Harangody</b>		Blocks	4
Scoring	53		
Rebounds	60	<b>Carleton Scott</b>	
Blocks	33	Blocks	2
Steals	13		
Assists	5		

**Tory Jackson**

Scoring	5
Assists	78
Steals	52
Rebounds	3
Blocks	8

**Tyrone Nash**

Steals	5
Blocks	5
Rebounding	2

**Ben Hansbrough**

Scoring	1
---------	---

**Free-Throw Shooting in Final Five Minutes and Overtime:**

Tim Abromaitis	0-0 (.000)
Tim Andree	0-0 (.000)
Joey Brooks	0-0 (.000)
Mike Broghammer	1-2 (.500)
Jack Cooley	0-0 (.000)
Luke Harangody	4-4 (1.000)
Ben Hansbrough	2-2 (.000)
Tory Jackson	0-0 (.000)
Tom Knight	0-0 (.000)
Tom Kopko	0-0 (.000)
Tyrone Nash	0-0 (.000)
Jonathan Peoples	0-0 (.000)
Carleton Scott	0-0 (.000)
<b>Total</b>	<b>7-8 (.875)</b>
<b>Opponents</b>	<b>1-2 (.500)</b>





## Notre Dame Highs and Lows Under Mike Brey

### Notre Dame – Team Game Highs (1st Half)

Points	62 vs. Loyola-Chicago (11/22/00)
Field Goals Made	24 vs. IPFW (11/10/06)* 24 vs. Syracuse (1/30/07)
Field Goals Attempted	43 vs. New Hampshire (11/16/01)* 43 vs. Syracuse (1/30/07)
Field Goal Percentage	72.0% (18-25) vs. Northern Illinois (12/8/07)*
3 PT Field Goals Made	14 vs. South Dakota (12/2/08)*
3 PT Field Goals Attempted	23 vs. South Dakota (12/2/08)*
3 PT Field Goals Percentage	80.0% (8-10) vs. Eastern Michigan (12/1/07)*
Free Throws Made	13 vs. Northern Illinois (12/8/07)*
Free Throws Attempted	20 vs. Northern Illinois (12/8/07)*
Free Throw Percentage	100.0% on 12 occasions
Total Rebounds	30 vs. Savannah State (12/22/08)*
Offensive Rebounds	15 vs. Savannah State (12/22/08)*
Defensive Rebounds	24 vs. Northern Illinois (12/8/07)*
Assists	19 vs. Canisius (12/19/00)*
Steals	12 vs. New Hampshire (11/16/01)*
Blocked Shots	13 vs. Belmont (11/17/02)*
Turnovers	14 vs. Monmouth (11/16/07)
Fouls	11 vs. Villanova (1/8/05)*

### Notre Dame – Team Game Highs (2nd Half)

Points	68 vs. Georgetown (2/9/02)
Field Goals Made	24 vs. Pittsburgh (1/4/06)
Field Goals Attempted	63 vs. Georgetown (2/9/02)
Field Goal Percentage	72.0% vs. Lafayette (11/14/06)
3 PT Field Goals Made	11 vs. St. John's (3/6/04)
3 PT Field Goals Attempted	24 vs. Pittsburgh (1/4/06)
3 PT Field Goals Percentage	75.0% (6-8) vs. Connecticut (2/21/05)
Free Throws Made	27 vs. Seton Hall (2/18/06)
Free Throws Attempted	30 vs. Seton Hall (2/18/06)
Free Throw Percentage	100.0% on three occasions
Total Rebounds	34 vs. Seton Hall (1/8/01)
Offensive Rebounds	15 vs. Army (12/19/04)*
Defensive Rebounds	25 vs. Sacred Heart (11/18/00)*
Assists	16 vs. Army (12/19/04)*
Steals	14 vs. New Hampshire (11/16/01)*
Blocked Shots	6 vs. Belmont (11/17/02)
Turnovers	13 vs. Niagara (12/21/05)* 13 vs. Marquette (1/12/08)
Fouls	17 vs. Cincinnati (2/4/09)

### Notre Dame – Team Game Highs (Total)

Points	116 vs. Georgetown (2/9/02)
Field Goals Made	42 vs. Canisius (12/19/00)*
Field Goals Attempted	94 vs. Georgetown (2/9/02)
Field Goal Percentage	66.7% (34-51) vs. Pittsburgh (1/30/02)*
3 PT Field Goals Made	19 vs. South Dakota (12/2/08)*#
3 PT Field Goals Attempted	44 vs. Canisius (12/22/00)
3 PT Field Goals Percentage	72.7% (16-22) vs. Loyola Chicago (11/22/00)*#
Free Throws Made	33 vs. Seton Hall (2/18/06)
Free Throws Attempted	45 vs. Columbia (12/23/05)*
Free Throw Percentage	100% (5-5) vs. Illinois (3/22/03) 100% (19-19) vs. Villanova (1/8/05)*#
Total Rebounds	64 vs. Georgetown (2/9/02)
Offensive Rebounds	24 vs. Seton Hall (1/8/01)
Defensive Rebounds	41 vs. Northern Illinois (12/8/07)*
Assists	32 vs. Canisius (12/19/00)*#
Steals	26 vs. New Hampshire (11/16/01)*#
Blocked Shots	19 vs. Belmont (12/17/02)*#
Turnovers	24 vs. Marquette (1/12/08)
Fouls	26 vs. Georgetown (2/9/02)

### Notre Dame – Team Game Lows (1st Half)

Points	18 vs. West Virginia (3/11/09)
Field Goals Made	6 vs. Connecticut (2/21/04)
Field Goals Attempted	21 vs. Canisius College (12/22/01)
Field Goal Percentage	18.8% (6-32) vs. Connecticut (2/21/04)
3 PT Field Goals Made	0 vs. West Virginia (1/7/04)
3 PT Field Goals Attempted	5 on five occasions
3 PT Field Goals Percentage	0.0% (0-7) vs. West Virginia (1/7/04)* 0.0% (0-10) vs. Michigan (12/3/05)*
Free Throws Made	0 on eight occasions
Free Throws Attempted	0 on six occasions
Free Throw Percentage	0.0% on seven occasions
Total Rebounds	10 vs. Pittsburgh (2/9/03)*
Offensive Rebounds	1 on three occasions
Defensive Rebounds	7 vs. St. John's (1/23/07)
Assists	1 vs. Villanova (1/27/07)*
Steals	0 on three occasions
Blocked Shots	0 on 24 occasions
Turnovers	1 vs. Georgetown (3/4/04)* 1 vs. Brown (12/29/07)*
Fouls	0 vs. Samford (12/30/04)*

### Notre Dame – Team Game Lows (2nd Half)

Points	19 vs. Valparaiso (1/5/03)
Field Goals Made	6 vs. Purdue (3/17/04)* 6 vs. Harvard (11/19/04)*
Field Goals Attempted	19 vs. Georgetown (2/16/05)* 19 vs. West Virginia (1/9/07)*
Field Goal Percentage	21.4% (6-28) vs. Harvard (11/19/04)*
3 PT Field Goals Made	0 vs. Loyola Marymount (11/22/08)
3 PT Field Goals Attempted	0 vs. Connecticut (1/12/99) 0 vs. Providence (1/31/08)*
3 PT Field Goals Percentage	3 vs. Loyola Marymount (11/22/08) 3 vs. Indiana (12/8/04)
3 PT Field Goals Percentage	0.0% (0-6) vs. Providence (1/31/08)*
Free Throws Made	0 vs. Indiana (11/24/08)
Free Throws Attempted	0 vs. Indiana (11/24/08)
Free Throw Percentage	0.0% on three occasions
Total Rebounds	7 vs. Rutgers (3/1/03)
Offensive Rebounds	2 vs. Charleston Southern (11/26/04)
Defensive Rebounds	4 vs. Rutgers (3/1/03)
Assists	0 vs. Harvard (11/19/04)
Steals	0 on nine occasions
Blocked Shots	0 on 14 occasions
Turnovers	0 vs. West Virginia (3/10/04)
Fouls	3 on three occasions

### Notre Dame – Team Game Lows (Total)

Points	41 vs. Washington State (3/22/08)
Field Goals Made	13 vs. Rutgers (3/1/03)
Field Goals Attempted	13 vs. Washington State (3/22/08)
Field Goal Percentage	24.5% (13-53) vs. Washington State (3/22/08)
3 PT Field Goals Made	1 vs. Pittsburgh (2/3/01)
3 PT Field Goals Attempted	8 vs. Pittsburgh (2/3/01)
3 PT Field Goals Percentage	10.5% vs. Rutgers (2/14/02)
Free Throws Made	1 vs. Connecticut (2/28/09)
Free Throws Attempted	4 vs. Pittsburgh (3/8/01) 4 vs. Connecticut (1/24/09)*
Free Throw Percentage	20.0% (1-5) vs. Connecticut (2/28/09)
Total Rebounds	21 vs. Rutgers (3/1/03)
Offensive Rebounds	3 vs. DePaul (12/14/02)*
Defensive Rebounds	14 vs. DePaul (12/11/04)*
Assists	6 vs. Mississippi (3/18/01)
Steals	1 on three occasions
Blocked Shots	0 on four occasions
Turnovers	4 on four occasions
Fouls	6 on three occasions

\* Indicates game played at the Joyce Center, Notre Dame, Ind.

# Indicates school record



## Opponent Highs and Lows Under Mike Brey

### Opponent – Team Game Highs (1st Half)

Points	53, Arizona (3/27/03)
Field Goals Made	23, Arizona (3/27/03)
Field Goals Attempted	44, Georgetown (3/4/01)*
Field Goal Percentage	60.7% (17-28), UCLA (2/7/09)
3 PT Field Goals Made	9, Syracuse (1/11/06)*
	9, Lehigh (11/27/06)*
3 PT Field Goals Attempted	19, Syracuse (1/11/06)*
3 PT Field Goal Percentage	81.8% (9-11), Lehigh (11/26/06)*
Free Throws Made	14, Sacred Heart (11/18/00)*
Free Throws Attempted	19, Sacred Heart (11/18/00)*
Free Throw Percentage	100.0%, on 12 occasions
Total Rebounds	33, Connecticut (2/21/04)
Offensive Rebounds	16, Northern Illinois (11/24/03)*
Defensive Rebounds	21, on five occasions
Assists	14, Arizona (3/27/03)
Steals	9, Miami (Fla.) (2/23/02)
	9, Marquette (1/12/08)
Blocked Shots	10, Connecticut (2/21/04)
Turnovers	16, Loyola (Chicago) (11/22/00)*
Fouls	16, Rutgers (2/14/01)

### Opponent – Team Game Highs (2nd Half)

Points	68, Georgetown (4 OT) (2/9/02)
Field Goals Made	21, Syracuse (2/24/08)*
Field Goals Attempted	49, Syracuse (2/24/08)*
Field Goal Percentage	68.2% (15-22), American (12/21/03)*
3 PT Field Goals Made	9, Texas (12/8/02)
3 PT Field Goals Attempted	22, Tennessee Tech (12/17/00)*
3 PT Field Goal Percentage	100.0% (3-3), Seton Hall (2/5/03)
Free Throws Made	24, Pittsburgh (2 OT) (1/4/06)
Free Throws Attempted	39, Pittsburgh (2 OT) (1/4/06)
Free Throw Percentage	100.0% on five occasions
Total Rebounds	38, Georgetown (4 OT) (2/9/02)
Offensive Rebounds	16, Syracuse (2/24/08)*
Defensive Rebounds	27, Georgetown (4 OT) (2/9/02)
Assists	19, Pittsburgh (2 OT) (1/4/06)
Steals	9, on two occasions
Blocked Shots	11, Georgetown (4 OT) (2/9/02)
Turnovers	15, New Hampshire (11/16/01)*
Fouls	20, Seton Hall (2/18/06)

### Opponent – Team Game Highs (Total)

Points	111, Georgetown (4 OT) (2/9/02)
Field Goals Made	41, Syracuse (3/4/03)*
Field Goals Attempted	82, Syracuse (2/24/08)*
Field Goal Percentage	63.0% (29-46), American (12/21/03)*
3 PT Field Goals Made	14, Texas (12/7/02)
	14, Lehigh (11/27/06)*
3 PT Field Goals Attempted	35, Tennessee Tech (12/17/00)*
3 PT Field Goal Percentage	73.7% (14-19), Lehigh (11/27/06)*
Free Throws Made	31, Cincinnati (2/4/09)
Free Throws Attempted	46, Pittsburgh (2 OT) (1/4/06)
Free Throw Percentage (min. 8 att.)	100%, West Virginia (8-8)
	(2/2/00)*
	100%, Savannah State (8-8) (12/22/08)*
Total Rebounds	59, Connecticut (2/21/04)
Offensive Rebounds	27, Loyola (Chicago) (11/22/00)*
Defensive Rebounds	42, Connecticut (1/24/09)*
Assists	30, Pittsburgh (2 OT) (1/4/06)
Steals	13, Niagara (12/21/05)*
Blocked Shots	19, Connecticut (OT) (2/21/06)
Turnovers	30, New Hampshire (11/16/01)*
Fouls	31, Columbia (12/23/05)*

2009-10 Notre Dame Men's Basketball

### Opponent – Team Game Lows (1st Half)

Points	12, The Citadel (11/19/06)*
Field Goals Made	5, The Citadel (11/19/06)*
Field Goals Attempted	19, Army (12/21/06)*
Field Goal Percentage	20.7% (6-29), Pittsburgh (1/12/02)
3 PT Field Goals Made	0, on 10 occasions
3 PT Field Goals Attempted	2, Georgetown (2/9/02)
3 PT Field Goal Percentage	0.0%, on 10 occasions
Free Throws Made	0, on 23 occasions
Free Throws Attempted	0, on 13 occasions
Free Throw Percentage	0.0%, on 23 occasions
Total Rebounds	8, Monmouth (11/16/07)
Offensive Rebounds	0, Lafayette (11/14/06)
Defensive Rebounds	5, Fordham, (12/28/05)*
Assists	2, on six occasions
Steals	0, on seven occasions
Blocked Shots	0, on 21 occasions
Turnovers	1, on two occasions
Fouls	1, Pittsburgh (2/12/05)
	1, DePaul (12/31/08)

### Opponent – Team Game Lows (2nd Half)

Points	8, Monmouth (11/16/07)
Field Goals Made	3, Monmouth (11/16/07)
Field Goals Attempted	20, on five occasions
Field Goal Percentage	13.0% (3-23), Monmouth (11/16/07)
3 PT Field Goals Made	0, on eight occasions
3 PT Field Goals Attempted	3, on five occasions
3 PT Field Goal Percentage	0.0% on nine occasions
Free Throws Made	0, Monmouth (1/25/01)
Free Throws Attempted	1, Monmouth (1/25/01)
Free Throw Percentage	0.0% (0-1), Monmouth (1/25/01)
Total Rebounds	7, American (12/21/03)*
Offensive Rebounds	0, Kentucky (3/25/09)*
Defensive Rebounds	3, Virginia Tech (2/22/03)*
Assists	1, UAB (3/17/09)*
Steals	0, on six occasions
Blocked Shots	0, on 15 occasions
Turnovers	0, West Virginia (3/10/04)
	0, Pittsburgh (1/31/09)
Fouls	4, on four occasions

### Opponent – Team Game Lows (Total)

Points	33, Monmouth (11/16/07)
Field Goals Made	12, Bucknell (11/22/02)*
Field Goals Attempted	35, Rutgers (3/1/03)
Field Goal Percentage	21.1% (12-57), Bucknell (11/22/02)*
3 PT Field Goals Made	1, on five occasions
3 PT Field Goals Attempted	7, Seton Hall (2/5/03)
3 PT Field Goal Percentage	5.9% (1-17), Cincinnati (1/24/00)
Free Throws Made	0, Charleston Southern (11/26/04)*
Free Throws Attempted	0, Charleston Southern (11/26/04)*
Free Throw Percentage	0.0% (0-0), Charleston Southern (11/26/04)*
Total Rebounds	19, Winston-Salem St. (11/29/06)*
Offensive Rebounds	3, Army (12/19/04)*
	3, West Virginia (2/1/06)
Defensive Rebounds	13, Fordham (12/28/05)*
	13, Winston-Salem St. (11/29/06)
Assists	5, Bucknell (11/22/02)*
Steals	1, Connecticut (3/11/04)
	1, Eastern Michigan (12/1/07)*
Blocked Shots	0, on 10 occasions
Turnovers	3, Marquette, (1/26/09)*
Fouls	7, Connecticut (1/24/09)*
	7, Connecticut (2/28/09)

\* Indicates game played at the Joyce Center, Notre Dame, Ind.



## Notre Dame Highs and Lows in a BIG EAST Game

### Notre Dame – BIG EAST Team Game Highs (1st Half)

Points	61 vs. Syracuse (1/30/07)
Field Goals Made	24 vs. Syracuse (1/30/07)
Field Goals Attempted	43 vs. Syracuse (1/30/07)
Field Goal Percentage	67.7% (21-31) vs. Pittsburgh (1/30/02)*
3 PT Field Goals Made	11 vs. Pittsburgh (1/31/09)
3 PT Field Goals Attempted	11 vs. Providence (2/21/09)
3 PT Field Goals Percentage	70.0% (7-10) vs. West Virginia (2/1/06)
Free Throws Made	11 vs. Connecticut (2/9/04)*
Free Throws Attempted	11 vs. Seton Hall (1/10/09)*
Free Throw Percentage	14 vs. Connecticut (2/9/04)*
Total Rebounds	100.0% on eight occasions
Offensive Rebounds	29 vs. Connecticut (1/5/08)
Defensive Rebounds	14 vs. Providence (2/19/05)
Assists	23 vs. Louisville (2/12/09)*
Steals	14 vs. Syracuse (1/11/06)*
Blocked Shots	7 on four occasions
Turnovers	7 vs. Connecticut (2/9/04)*
Fouls	7 vs. West Virginia (1/19/05)
	12 vs. St. John's (1/23/07)
	11 vs. Villanova (1/8/05)*

### Notre Dame – BIG EAST Team Game Highs (2nd Half)

Points	68 vs. Georgetown (2/9/02)
Field Goals Made	24 vs. Pittsburgh (1/4/06)
Field Goals Attempted	63 vs. Georgetown (2/9/02)
Field Goal Percentage	69.2% vs. Cincinnati (1/25/08)*
3 PT Field Goals Made	11 vs. St. John's (3/6/04)
3 PT Field Goals Attempted	24 vs. Pittsburgh (1/4/06)
3 PT Field Goals Percentage	71.4% (6-8) vs. Connecticut (2/21/05)
Free Throws Made	27 vs. Seton Hall (2/18/06)
Free Throws Attempted	30 vs. Seton Hall (2/18/06)
Free Throw Percentage	100.0% (13-13) vs. Villanova (1/8/05)*
Total Rebounds	100.0% (4-4) vs. Marquette (1/26/09)*
Offensive Rebounds	34 vs. Seton Hall (1/8/01)
Defensive Rebounds	18 vs. Seton Hall (1/8/01)
Assists	27 vs. Georgetown (3/4/04)*
Steals	14 vs. Cincinnati (1/15/08)*
Blocked Shots	6 vs. Villanova (1/17/07)
Turnovers	4 on three occasions
Fouls	13 vs. Marquette (1/12/08)
	26 vs. Pittsburgh (1/4/06)

### Notre Dame – BIG EAST Team Game Highs (Total)

Points	116 vs. Georgetown (2/9/02)
Field Goals Made	41 vs. Georgetown (2/9/02)
Field Goals Attempted	94 vs. Georgetown (2/9/02)
Field Goal Percentage	66.7% (34-51) vs. Pittsburgh (1/30/02)*
3 PT Field Goals Made	17 vs. St. John's (3/6/04)#
3 PT Field Goals Attempted	17 vs. Louisville (2/4/06)#
3 PT Field Goals Percentage	36 vs. Pittsburgh (1/4/06)
Free Throws Made	61.9% (13-21) vs. Providence (1/14/06)*
Free Throws Attempted	34 vs. Cincinnati (1/15/08)*
Free Throw Percentage	42 vs. Cincinnati (1/15/08)*
Total Rebounds	100.0% (19-19) vs. Villanova (1/14/03)*
Offensive Rebounds	64 vs. Georgetown (2/9/02)
Defensive Rebounds	24 vs. Seton Hall (1/8/01)
Assists	35 vs. Louisville (2/12/09)*
Steals	22 vs. St. John's (3/6/09)*
Blocked Shots	10 on three occasions
Turnovers	9 vs. Connecticut (2/9/04)*
Fouls	26 vs. Pittsburgh (2/8/00)
	32 vs. Pittsburgh (1/4/06)

\*Indicates game played at the Joyce Center, Notre Dame, Ind.  
#Indicates school record

### Notre Dame – BIG EAST Team Game Lows (1st Half)

Points	18 vs. West Virginia (3/11/09)
Field Goals Made	6 vs. Connecticut (2/21/04)
Field Goals Attempted	6 vs. Cincinnati (1/15/08)*
Field Goal Percentage	24 on four occasions
3 PT Field Goals Made	18.8% (6-32) vs. Connecticut (2/21/04)
3 PT Field Goals Attempted	0 vs. West Virginia (1/7/04)
3 PT Field Goals Percentage	0 vs. Connecticut (1/12/99)
Free Throws Made	5 on three occasions
Free Throws Attempted	3 PT Field Goals Percentage 8.3% (1-12) vs. Providence (1/21/03)
Free Throw Percentage	0 on seven occasions
Total Rebounds	0 on six occasions
Offensive Rebounds	0.0% on seven occasions
Defensive Rebounds	10 vs. Pittsburgh (2/9/03)*
Assists	0 on three occasions
Steals	7 vs. St. John's (1/23/07)
Blocked Shots	1 vs. Villanova (1/27/07)*
Turnovers	0 on three occasions
Fouls	0 on 16 occasions
	1 vs. Georgetown (3/4/04)*
	2 vs. West Virginia (2/18/09)

### Notre Dame – BIG EAST Team Game Lows (2nd Half)

Points	23 vs. Georgetown (1/6/07)
Field Goals Made	7 vs. Syracuse (1/10/05)
Field Goals Attempted	19 vs. Georgetown (2/16/05)*
Field Goal Percentage	19 vs. West Virginia (1/9/07)*
3 PT Field Goals Made	28.0% (7-25) vs. Syracuse (1/10/05)
3 PT Field Goals Attempted	0 vs. Connecticut (1/12/99)
3 PT Field Goals Percentage	0 vs. Providence (1/31/08)*
Free Throws Made	5 vs. Pittsburgh (1/31/09)
Free Throws Attempted	3 PT Field Goals Percentage 0.0% (0-6) vs. Providence (1/31/08)*
Free Throw Percentage	0 vs. Pittsburgh (1/12/04)
Total Rebounds	0 on three occasions
Offensive Rebounds	2 on three occasions
Defensive Rebounds	Free Throw Percentage 0.0% (0-2) vs. Pittsburgh (1/12/04)
Assists	7 vs. Rutgers (3/1/03)
Steals	3 on seven occasions
Blocked Shots	4 vs. Rutgers (3/1/03)
Turnovers	2 vs. Boston College (2/4/04)
Fouls	0 on eight occasions
	0 on seven occasions
	0 vs. West Virginia (3/10/04)
	3 vs. West Virginia (1/7/04)*

### Notre Dame – BIG EAST Team Game Lows (Total)

Points	48 vs. Georgetown (1/7/06)
Field Goals Made	13 vs. Rutgers (3/1/03)
Field Goals Attempted	42 vs. Miami (2/26/00)
Field Goal Percentage	29.7% (19-64) vs. Connecticut (2/21/04)
3 PT Field Goals Made	0 vs. Connecticut (1/12/99)
3 PT Field Goals Attempted	6 vs. Seton Hall (2/6/99)
3 PT Field Goals Percentage	10.5% vs. Rutgers (2/14/02)
Free Throws Made	1 vs. Connecticut (2/28/09)
Free Throws Attempted	4 vs. Pittsburgh (3/8/01)
Free Throw Percentage	4 vs. Connecticut (1/24/09)*
Total Rebounds	20.0% (1-5) vs. Connecticut (2/28/09)
Offensive Rebounds	21 vs. Rutgers (3/1/03)
Defensive Rebounds	4 vs. Pittsburgh (2/9/03)*
Assists	18 on three occasions
Steals	7 vs. Rutgers (3/1/03)
Blocked Shots	7 vs. Pittsburgh (3/8/01)
Turnovers	1 vs. Marquette (1/26/09)*
Fouls	1 vs. Cincinnati (2/4/09)
	0 vs. Georgetown (1/6/07)
	4 vs. Connecticut (2/9/04)*
	4 vs. Connecticut (OT) (2/21/06)
	6 vs. West Virginia (1/7/04)*

\*Indicates game played at the Joyce Center, Notre Dame, Ind.  
#Indicates school record





## Opponent Highs and Lows in a BIG EAST Game

### Opponent – BIG EAST Team Game High (1st Half)

Points	54, Connecticut (1/12/99)
Field Goals Made	22, Syracuse (3/4/03)*
Field Goals Attempted	44, Georgetown (3/4/01)*
Field Goal Percentage	65.2% (15-23), Providence (2/21/96)*
3 PT Field Goals Made	9 on three occasions
3 PT Field Goals Attempted	19, West Virginia (2/2/00)*
	19, Syracuse (1/11/06)*
3 PT Field Goals Percentage	100.0% (5-5), Connecticut (2/8/97)*
Free Throws Made	21, Connecticut (1/12/99)
Free Throws Attempted	23, Connecticut (1/12/99)
Free Throw Percentage	100.0% on five occasions
Total Rebounds	33, Connecticut (2/21/04)
Offensive Rebounds	14, Georgetown (3/8/03)
Defensive Rebounds	21, on three occasions
Assists	12, Villanova (1/17/07)
Steals	9, Marquette (1/12/08)
Blocked Shots	10, Connecticut (2/21/04)
Turnovers	14, Pittsburgh (1/6/03)
Fouls	14, Rutgers (1/31/04)

### Opponent – BIG EAST Team Game High (2nd Half)

Points	68, Georgetown (2/9/02)
Field Goals Made	23, Georgetown (2/9/02)
Field Goals Attempted	60, Georgetown (2/9/02)
Field Goal Percentage	66.7 % (20-30), Pittsburgh (3/5/05)*
3 PT Field Goals Made	9, Pittsburgh (1/29/97)
3 PT Field Goals Attempted	20, Miami (2/23/02)
3 PT Field Goals Percentage	83.3% (5-6), Boston College (3/1/97)
Free Throws Made	24, Pittsburgh (1/4/06)
Free Throws Attempted	39, Pittsburgh (1/4/06)
Free Throw Percentage	100.0% (14-14), Miami (1/28/00)*
Total Rebounds	31, Syracuse (2/24/08)*
Offensive Rebounds	16, Syracuse (2/24/08)*
Defensive Rebounds	26, Connecticut (2/21/04)
Assists	19, Pittsburgh (1/4/06)
Steals	8, Marquette (1/12/08)
Blocked Shots	6, Syracuse (1/11/06)*
	6, Connecticut (1/5/08)*
Turnovers	10, Rutgers (1/31/04)
Fouls	20, Seton Hall (2/18/06)

### Opponent – BIG EAST Team Game High (Total)

Points	111, Georgetown (2/9/02)
Field Goals Made	41, Syracuse (3/4/03)*
Field Goals Attempted	87, Georgetown (1/7/97)
Field Goal Percentage	56.5% (34-60), Syracuse (1/17/04)*
3 PT Field Goals Made	14, Syracuse (1/16/00)
3 PT Field Goals Attempted	36, Boston College (1/2/00)*
3 PT Field Goals Percentage	71.4% (5-7), Seton Hall (2/5/03)
Free Throws Made	32, Connecticut (1/12/99)
Free Throws Attempted	46, Pittsburgh (1/4/06)
Free Throw Percentage	94.4% (17-18), Miami (1/25/00)*
Total Rebounds	59, Connecticut (2/21/04)
Offensive Rebounds	32, Georgetown (1/7/97)
Defensive Rebounds	42, Connecticut (1/24/09)*
Assists	30, Pittsburgh (1/4/06)
Steals	24, Georgetown (2/10/99)*
Blocked Shots	19, Connecticut (OT) (2/21/06)
Turnovers	23, Villanova (1/6/02)*
Fouls	33, West Virginia (2/11/97)*

### Opponent – BIG EAST Team Game Lows (1st Half)

Points	16, Georgetown (3/4/04)*
Field Goals Made	6, Georgetown (2/16/05)*
Field Goals Attempted	19, Georgetown (2/16/05)*
Field Goal Percentage	21.9% (7-32), Syracuse (3/4/03)*
3 PT Field Goals Made	0 on eight occasions
3 PT Field Goals Attempted	2, Georgetown (2/1/03)*
3 PT Field Goals Percentage	0.0% on three occasions
Free Throws Made	0 on seven occasions
Free Throws Attempted	0, on four occasions
Free Throw Percentage	0.0% on seven occasions
Total Rebounds	10, West Virginia (2/1/06)
Offensive Rebounds	0, Virginia Tech (1/20/04)
Defensive Rebounds	7, Seton Hall (1/12/03)*
	7, West Virginia (1/3/08)*
Assists	2, South Florida (2/15/06)*
Steals	0 on four occasions
Blocked Shots	0 on six occasions
Turnovers	1, Pittsburgh (1/12/04)
Fouls	1, DePaul (12/31/08)

### Opponent – BIG EAST Team Game Lows (2nd Half)

Points	21, Rutgers (1/14/03)*
Field Goals Made	5, West Virginia (1/9/02)
Field Goals Attempted	17, Boston College (1/9/96)
Field Goal Percentage	22.7%, West Virginia (1/9/02)
3 PT Field Goals Made	0, Connecticut (2/26/01)
3 PT Field Goals Attempted	2, Connecticut (2/28/09)
3 PT Field Goals Percentage	0.0% (0-3), Connecticut (2/26/01)
Free Throws Made	0, Pittsburgh (12/6/97)
	0, St. John's (1/23/07)
Free Throws Attempted	0, Pittsburgh (1/29/97)
	0, St. John's (1/23/07)
Free Throw Percentage	0.0% (0-0), Pittsburgh (1/29/97)
	0.0% (0-0), St. John's (1/23/07)
Total Rebounds	9, West Virginia (3/10/04)
	9, Virginia Tech (2/22/03)*
Offensive Rebounds	1, West Virginia (3/10/04)
Defensive Rebounds	3, Virginia Tech (2/22/03)*
Assists	2, Connecticut (3/11/04)
Steals	0, on four occasions
Blocked Shots	0, on six occasions
Turnovers	0, West Virginia (3/10/04)
	0, Pittsburgh (1/31/09)
Fouls	2, Connecticut (2/21/05)

### Opponent – BIG EAST Team Game Lows (Total)

Points	48, Georgetown (3/4/04)*
Field Goals Made	17, Rutgers (1/20/96) *
Field Goals Attempted	40, Syracuse (2/5/05)
Field Goal Percentage	28.1% (18-64), Georgetown (3/4/04)*
3 PT Field Goals Made	1, Georgetown (2/7/98)
	1, South Florida (2/15/06)*
3 PT Field Goals Attempted	7, Seton Hall (2/5/03)
3 PT Field Goals Percentage	9.5% (2-21), Seton Hall (2/6/99)
Free Throws Made	1, DePaul (2/2/08)*
	1, Rutgers (2/25/09)*
Free Throws Attempted	3, Connecticut (2/12/00)*
	3, DePaul (2/2/08)*
Free Throw Percentage	20.0% (1-5), Rutgers (2/25/09)*
Total Rebounds	22, West Virginia (2/1/06)
Offensive Rebounds	4, West Virginia (2/18/03)
Defensive Rebounds	16, Pittsburgh (1/30/02)*
Assists	6, Syracuse (2/5/05)
Steals	1, Connecticut (3/11/04)
Blocked Shots	0 on three occasions
Turnovers	3, Marquette (1/26/09)*
Fouls	7, Connecticut (1/24/09)*
	7, Connecticut (2/28/09)

\* Indicates game played at the Joyce Center, Notre Dame, Ind.





## The Last Time ...

### Notre Dame recorded a ...

30-Point win ..... was on 2/12/09 - ND 90, Louisville 57 (33 points)\*  
40-Point win ..... was on 12/8/07 - ND 108, Northern Illinois 62 (46 points)\*  
50-Point win ..... was on 12/28/06 - ND 101, Rider 51 (50 points)  
30-Point loss ..... was on 1/7/99 - ND 62, Villanova 93 (31 points)\*

### Notre Dame shot ...

60% on FGs ..... was on 12/8/07 - 62.1% (36-58) vs. Northern Illinois (ND 108 - Northern Illinois 62)  
65% on FGs ..... was on 1/30/02 - 66.7% (34-51) vs. Pittsburgh (ND 89 - Pittsburgh 76)\*  
90% on FTs ..... was on 1/5/09 - 93.8% (93.8) vs. Georgetown (ND 73 - Georgetown 67)\*

### Notre Dame ...

Won 10 games in a row ..... was from 11/24/07 thru 1/5/08 (10 straight)  
Won 15 games in a row ..... was from 12/31/53 thru 3/9/54 (18 straight)  
Won 20 games in a row ..... never  
Lost 5 games in a row ..... was from 1/12/09 thru 2/7/09 (7 straight)  
Scored 100 points ..... was on 2/21/09 (ND 103 - Providence 84)  
- Scored 100 points on the road ..... was on 2/21/09 (ND 103 - Providence 84)  
- Scored 100 points at a neutral site ..... was on 3/12/78 (ND 100 - Houston 77) (NCAA First Round, Tulsa, OK)  
- Scored 100 points and lost ..... was on 3/20/71 (ND 106 - Houston 119) (NCAA Regional Semi-finals at Wichita, KS)  
Allowed 100 points ..... was on 11/26/08 vs. North Carolina (ND 87 - North Carolina 102)  
Scored less than 50 points ..... was on 3/22/08 vs. Washington State (ND 41 - Washington State 61)  
Allowed less than 50 points ..... was on 12/22/08 vs. Savannah State (ND 81 - Savannah State 49)\*  
Played an Overtime Game ..... was on 1/12/09 vs. Louisville (ND 73 - Louisville 87)  
- Played in a Multi-Overtime Game ..... was on 3/20/06 vs. Michigan (ND 87 - Michigan 84 - 2OT)  
Won on a "last second" shot ..... was on 3/19/09 vs. New Mexico (ND 70 - Pittsburgh 68 - Tory Jackson layup at 00:02)\*  
Had 5 double figure scorers ..... was on 2/4/09 vs. Cincinnati (ND 83 - Cincinnati 93) Luke Harangody 28, Ryan Ayers 14, Kyle McAlarney 13, Zach Hillesland 11, Tory Jackson 11  
Had 6 double figure scorers ..... was on 12/14/03 vs. DePaul (ND 82 - DePaul 69) Jordan Cornette 17, Chris Thomas 13, Colin Falls 12, Torin Francis 12, Chris Quinn 12, Rick Cornett 10  
Had 7 double figure scorers ..... never  
Had two double-figure rebounders ..... was on 3/22/08 vs. George Mason (ND 68 - George Mason 50) Zach Hillesland 11, Luke Harangody 14  
Had two players with double-doubles ..... was on 2/21/08 vs. Pittsburgh (ND 82 - Pittsburgh 70) Luke Harangody (23 pts, 12 rebs), Tory Jackson (16 pts, 13 rebs)\*  
Had three players with double-doubles ..... never  
Had two 30-point scorers ..... was on 2/18/06 vs. Seton Hall (ND 102 - Seton Hall 91) Chris Quinn - 34, Colin Falls - 32  
Had two 20-point scorers ..... was on 2/21/09 vs. Providence (ND 103 - Providence 84) Ryan Ayers - 28, Kyle McAlarney - 25  
Had three 20-point scorers ..... was on 3/8/07 vs. Syracuse (ND 89 - Syracuse 83) Russell Carter 24, Luke Harangody 20, Colin Falls 23  
Made 10 three-point field goals ..... was on 11/16/09 - 12-23 (.522) vs. Saint Francis (PA) (ND 95 - Saint Francis 72)\*  
Committed 10 turnovers or less ..... was on 3/31/09 - 8 turnovers vs. Penn State (ND 59 - Penn State 67)  
Committed 5 turnovers or less ..... was on 12/20/08 - 4 turnovers vs. Delaware State (ND 88 - Delaware State 50)\*  
Committed 25 turnovers ..... was on 2/8/00 - 26 turnovers vs. Villanova (ND 69 - Villanova 86)  
Forced 25 turnovers ..... was on 11/16/01 - 30 turnovers vs. New Hampshire (ND 95 - New Hampshire 53)

### An Irish player had ...

25+ points ..... was on 11/16/09 - Luke Harangody (27) vs. Saint Francis (PA) (ND 95 - Saint Francis 72)\*  
30+ points ..... was on 3/25/09 - Luke Harangody (30) vs. Kentucky (ND 77 - Kentucky 67)\*  
35+ points ..... was on 12/2/08 - Ryan Ayers (35) vs. South Dakota (ND 102 - South Dakota 76)\*  
40+ points ..... was on 2/28/08 - Luke Harangody (40) vs. Louisville (ND 85 - Louisville 90)  
15 or more rebounds ..... was on 2/25/09 - Luke Harangody (15) vs. Rutgers (ND 70 - Rutgers 65)\*  
20 rebounds ..... was on 3/22/08 - Luke Harangody (22) vs. Washington State (ND 41 - Washington State 61)  
a "double-double" ..... was on 3/31/09 - Luke Harangody (17 pts., 11 rebs.) vs. Penn State (ND 59 - Penn State 67)  
a "triple-double" ..... was on 11/16/01 - Chris Thomas (24 pts, 11 ast, 11 steals) vs. New Hampshire (ND 99 - New Hampshire 53)\*  
20 points and 10 rebounds ..... was on 3/25/09 - Luke Harangody (30 pts., 11 rebs.) vs. Kentucky (ND 77 - Kentucky 67)\*  
20 points and 20 rebounds ..... was on 1/8/01 - Troy Murphy (25 pts, 20 rebs) vs. Seton Hall (ND 76 - Seton Hall 78)  
10 assists ..... was on 12/2/08 - Tory Jackson (10) vs. South Dakota (ND 102 - South Dakota 76)\*  
10 blocks ..... was on 11/17/02 - Jordan Cornette (11) vs. Belmont (ND 76 - Belmont 48)\*#  
10 steals ..... was on 11/16/01 - Chris Thomas (11) vs. New Hampshire (ND 99, New Hampshire 53)\*#

### An opposing player had ...

25+ points ..... was on 3/11/09 - Alex Ruoff (25), West Virginia (ND 62 - West Virginia 74)  
30+ points ..... was on 2/21/09 - Weynmi Efejuku (31), Providence (ND 103 - Providence 84)  
35+ points ..... was on 2/1/03 - Mike Sweetney (38), Georgetown (ND 93 - Georgetown 92 2OT)  
40+ points ..... was on 2/8/87 - Danny Manning (40), Kansas (ND 60 - Kansas 70)  
15 rebounds ..... was on 3/17/09 - Lawrence Kinnard (15), UAB (ND 70 - UAB 64)\*  
20 rebounds ..... was on 1/31/09 - DeJuan Blair (22), Pittsburgh (ND 80 - Pittsburgh 93)  
a "double-double" ..... was on 3/31/09 - Andrew Jones (16 pts., 15 rebs.), Penn State (ND 59 - Penn State 67)  
a "triple-double" ..... was on 2/21/06 - Marcus Williams (18 pts, 10 rebs, 13 asts) Connecticut (ND 74 - Connecticut 75 - OT)  
20 points and 10 rebounds ..... was on 1/31/09 - DeJuan Blair (23 pts., 22 rebs.), Pittsburgh (ND 80 - Pittsburgh 93)  
20 points and 20 rebounds ..... was on 1/31/09 - DeJuan Blair (23 pts., 22 rebs.), Pittsburgh (ND 80 - Pittsburgh 93)  
10 assists ..... was on 11/26/08 - Ty Lawson (11) North Carolina (ND 87 - North Carolina 102)  
10 blocks ..... was on 1/5/08 - Hasheem Thabeet (10), Connecticut (ND 73 - Connecticut 67)\*  
10 steals ..... was on 1/29/89 - Mark Macon (11), Temple (ND 64 - Temple 60)\*

\*indicates Notre Dame home game; #school record; @Joyce Center record



## The Last Time In A BIG EAST Game...

### Notre Dame Recorded a ...

30-Point win..... was on 2/12/09 - ND 90, Louisville 57 (33 points)\*  
 40-Point win..... never  
 50-Point win..... never  
 30-Point loss..... was on 1/7/99 - ND 62, Villanova 93 (31 points)

### Notre Dame Shot ...

60% on FGs ..... was on 1/6/01 - 60.8% (31-51) vs. Rutgers (ND 87 - Rutgers 80)\*  
 65% on FGs ..... was on 1/30/02 - 66.7% (34-51) vs. Pittsburgh (ND 89 - Pittsburgh 76)\*  
 90% on FTs ..... was on 1/5/09 - 93.8% (15-16) vs. Georgetown (ND 73 - Georgetown 67)\*

### Notre Dame ...

Won 5 BIG EAST games in a row..... was from 1/26/08 thru 2/9/08 (5 straight)  
 Won 10 BIG EAST games in a row..... never  
 Lost 5 BIG EAST games in a row..... was from 1/12/09 thru 2/4/09 - (6 straight)  
 Scored 100 points..... was on 2/21/09 (ND 103 - Providence 84)  
     - Scored 100 points on the road..... was on 2/21/09 (ND 103 - Providence 84)  
     - Scored 100 points on the neutral site ..... never  
     - Scored 100 points and lost..... never  
 Allowed 100 points ..... was on 1/17/07 vs. Villanova (ND 87 - Villanova 102)  
 Scored less than 50 points ..... was on 1/6/07 vs. Georgetown (ND 48 - Georgetown 66)  
 Allowed less than 50 points ..... was on 3/4/04 vs. Georgetown (ND 61 - Georgetown 48)\*  
 Played an Overtime Game..... was on 1/12/09 vs. Louisville (ND 73 - Louisville 87 - OT)  
     - Played in a Multi-Overtime Game..... was on 1/24/06 vs. Georgetown (ND 82 - Georgetown 85 - 2OT)\*  
 Won on a "last second" shot ..... was on 2/9/03 vs. Pittsburgh (ND 66 - Pittsburgh 64 - Torin Francis layup at 00:00.6)\*  
 Had 5 double figure scorers..... was on 2/4/09 vs. Cincinnati (ND 83 - Cincinnati 93) Luke Harangody 28, Ryan Ayers 14, Kyle McAlarney 13, Zach Hillesland 11, Tory Jackson 11  
 Had 6 double figure scorers..... never  
 Had 7 double figure scorers..... never  
 Had two double figure rebounders ..... was on 2/21/08 vs. Pittsburgh (ND 82 - Pittsburgh 70) Tory Jackson 13, Luke Harangody 12\*  
     Had two players with double-doubles was on 2/21/08 vs. Pittsburgh (ND 82 - Pittsburgh 70) Luke Harangody (23 pts, 12 rebs), Tory Jackson (16 pts, 13 rebs)\*  
 Had three players with double-doubles ..... never  
 Had two 30-point scorers ..... was on 2/18/06 vs. Seton Hall (ND 102 - Seton Hall 91) - Chris Quinn - 34, Colin Falls - 32  
 Had two 20-point scorers ..... was on 2/21/09 vs. Providence (ND 103 - Providence 84) Ryan Ayers - 28, Kyle McAlarney - 25  
 Had three 20-point scorers ..... was on 3/8/07 vs. Syracuse (ND 89 - Syracuse 83) - Russell Carter 24, Luke Harangody 20, Colin Falls 23  
 Made 10 three-point field goals..... was on 2/21/09 - 13-28 (46.4) vs. Providence (ND 103 - Providence 84)  
 Committed 10 turnovers or less ..... was on 3/11/09 - 8 turnovers vs. West Virginia (ND 62 - West Virginia 74)  
 Committed 5 turnovers or less ..... was on 2/21/06 - 4 turnovers vs. Connecticut (ND 74 - Connecticut 75 - OT)  
 Committed 25 turnovers ..... was on 2/8/00 - 26 turnovers vs. Villanova (ND 69 - Villanova 86)  
 Forced 25 turnovers..... never

### An Irish player had ...

25+ points ..... was on 3/11/09 - Luke Harangody (27) vs. West Virginia (ND 62 - West Virginia 74)  
 30+ points ..... was on 3/6/09 - Luke Harangody (31) vs. St. John's (ND74 - St. John's 55)\*  
 35+ points ..... was on 2/28/08 - Luke Harangody (40) vs. Louisville (ND 85 - Louisville 90)  
 40+ points ..... was on 2/28/08 - Luke Harangody (40) vs. Louisville (ND 85 - Louisville 90)  
 15 or more rebounds ..... was on 2/25/09 - Luke Harangody (15) vs. Rutgers (ND 70 - Rutgers 65)\*  
 20 rebounds ..... was on 1/8/01 - Troy Murphy (20) vs. Seton Hall (ND 76 - Seton Hall 78)  
 a "double-double" ..... was on 3/6/09 - Luke Harangody (31 pts., 12 rebs.) vs. St. John's (ND 74 - St. John's 55)\*  
 a "triple-double" ..... never  
 20 points and 10 rebounds ..... was on 3/6/09 - Luke Harangody (31 pts., 12 rebs.) vs. St. John's (ND 74 - St. John's 55)\*  
 20 points and 20 rebounds ..... was on 1/8/01 - Troy Murphy (25 pts, 20 rebs) vs. Seton Hall (ND 76 - Seton Hall 78)  
 10 assists ..... was on 2/17/08 - Tory Jackson (10) vs. Rutgers (ND 71 - Rutgers 68)  
 10 blocks..... never  
 10 steals ..... never

### An opposing player had ...

25+ points ..... was on 3/11/09 - Alex Ruoff (25), West Virginia (ND 62 - West Virginia 74)  
 30+ points ..... was on 2/21/09 - Weyinmi Efejuku (31), Providence (ND 103 - Providence 84)  
 35+ points ..... was on 2/1/03 - Mike Sweetney (38), Georgetown (ND 93 - Georgetown 92 - 2OT)  
 40+ points ..... never  
 15 rebounds ..... was on 3/11/09 - Devin Ebanks (18), West Virginia (ND 62 - West Virginia 74)  
 20 rebounds ..... was on 1/31/09 - DeJuan Blair (22), Pittsburgh (ND 80 - Pittsburgh 93)  
 a "double-double" ..... was on 3/6/09 - Sean Evans (11 pts., 16 rebs.), St. John's (ND 74 - St. John's 55)\*  
 a "triple-double" ..... was on 2/21/06 - Marcus Williams (18 pts, 10 rebs, 13 asts), Connecticut (ND 74 - Connecticut 75 - OT)  
 20 points and 10 rebounds ..... was on 1/31/09 - DeJuan Blair (23 pts., 22 rebs.), Pittsburgh (ND 80 - Pittsburgh 93)  
 20 points and 20 rebounds ..... was on 1/31/09 - DeJuan Blair (23 pts., 22 rebs.), Pittsburgh (ND 80 - Pittsburgh 93)  
 10 assists ..... was on 2/21/05 - Marcus Williams (12), Connecticut (ND 74 - Connecticut 88)  
 10 blocks ..... was on 1/5/08 - Hasheem Thabeet (10), Connecticut (ND 73 - Connecticut 67)\*  
 10 steals ..... never

Note: Notre Dame began playing as a member of the BIG EAST Conference in 1995-96.

\* indicates Notre Dame home game; @ indicates Joyce Center record; # indicates school record





# Luke Harangody

- Two-time All-American (2008 & 2009)

- Second Team Consensus All-American (2008)

- 2008 BIG EAST Player of the Year

- Two-time all-BIG EAST First Team (2008 & 2009)

- Only player in BIG EAST history to lead the league in scoring and rebounding in consecutive seasons - 2007-08 (23.3 ppg, 11.3 rpg), 2008-09 (25.2 ppg, 12.8 rpg)

- Only player in 2008-09 to rank in the top-10 nationally in both scoring (8th) and rebounding (6th)

- Seventh in Notre Dame history with 1,869 points – needs 691 to break Austin Carr’s all-time school record

- Fifth in school history with 965 rebounds – needs 353 to break Tom Hawkins’ all-time school record

- 131 points and 35 rebounds shy of becoming Notre Dame’s first 2,000-point, 1,000-rebound player

- His 1,036 points in BIG EAST play are 369 shy of becoming the most in league history

- Currently has 540 rebounds in BIG EAST games and is 162 boards away from becoming the BIG EAST’s all-time leading rebounder

**2009-10 Preseason Accolades**

Preseason BIG EAST Player of the Year

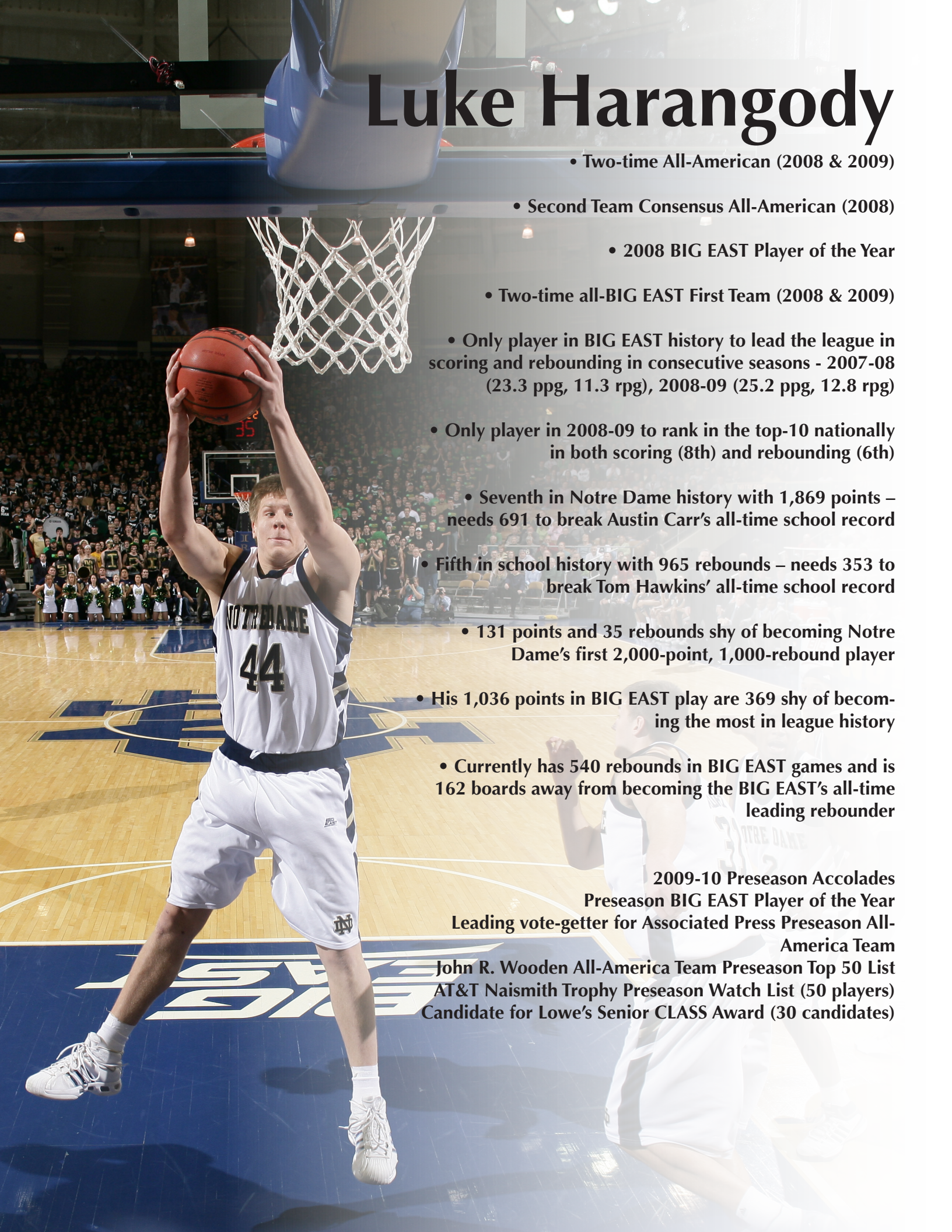
Leading vote-getter for Associated Press Preseason All-

America Team

John R. Wooden All-America Team Preseason Top 50 List

AT&T Naismith Trophy Preseason Watch List (50 players)

Candidate for Lowe’s Senior CLASS Award (30 candidates)





## Harangody Record Watch

### SCORING

1. Austin Carr	1968-71	2,560
2. Adrian Dantley	1973-76	2,223
3. Chris Thomas	2001-05	2,195
4. Pat Garrity	1994-98	2,085
5. David Rivers	1984-88	2,058
6. Troy Murphy	1998-01	2,011
<b>7. Luke Harangody</b>	<b>2006-09</b>	<b>1,869</b>
8. Matt Carroll	1999-03	1,850
9. Tom Hawkins	1956-59	1,820
10. David Graves	1998-02	1,746

### SCORING AVERAGE

1. Austin Carr	1968-71	34.6
2. Adrian Dantley	1973-76	25.8
3. Tom Hawkins	1956-59	23.0
4. John Shumate	1972-74	22.6
5. Troy Murphy	1998-01	21.4
6. Bob Arnzen	1966-69	20.3
7. Ron Reed	1962-65	18.9
8. Pat Garrity	1994-98	18.8
Robert Whitmore	1966-69	18.8
10. Larry Sheffield	1962-65	18.7
<b>11. Luke Harangody</b>	<b>2006-09</b>	<b>18.5</b>
12. David Rivers	1984-88	17.4

### FIELD GOALS MADE

1. Austin Carr	1968-71	1,017
2. Adrian Dantley	1973-76	804
3. Pat Garrity	1994-98	748
4. Chris Thomas	2001-05	713
5. Tom Hawkins	1956-59	710
<b>6. Luke Harangody</b>	<b>2006-09</b>	<b>705</b>
7. David Rivers	1984-88	704
8. Troy Murphy	1998-01	680
9. Bob Arnzen	1966-69	666
10. Kelly Tripucka	1977-81	629

### FIELD GOALS ATTEMPTED

1. Austin Carr	1968-71	1,925
2. Chris Thomas	2001-05	1,863
3. Tom Hawkins	1956-59	1,636
4. David Rivers	1984-88	1,593
5. Pat Garrity	1994-98	1,534
<b>6. Luke Harangody</b>	<b>2006-09</b>	<b>1,491</b>
7. Adrian Dantley	1973-76	1,430
8. Matt Carroll	1999-03	1,412
9. Richard Rosenthal	1951-54	1,408
10. Bob Arnzen	1966-69	1,374

### FREE THROWS MADE

1. Adrian Dantley	1973-76	615
2. Troy Murphy	1998-01	587
3. David Rivers	1984-88	583
4. Austin Carr	1968-71	526
5. Pat Garrity	1994-98	489
6. Chris Thomas	2001-05	467
7. Kelly Tripucka	1977-81	461

8. Donald Royal	1983-87	449
<b>9. Luke Harangody</b>	<b>2006-09</b>	<b>439</b>
10. Jack Stephens	1952-55	426

### FREE THROWS ATTEMPTED

1. Adrian Dantley	1973-76	769
2. Troy Murphy	1998-01	755
3. David Rivers	1984-88	717
4. Jack Stephens	1952-55	686
5. Pat Garrity	1994-98	655
6. Austin Carr	1968-71	646
7. Tom Hawkins	1956-59	583
8. Kelly Tripucka	1977-81	578
9. Donald Royal	1983-87	576
<b>10. Luke Harangody</b>	<b>2006-09</b>	<b>561</b>
11. Torin Francis	2002-05	554
12. Robert Whitmore	1966-69	543

### REBOUNDS

1. Tom Hawkins	1956-59	1,318
2. Walter Sahn	1962-65	1,146
3. LaPhonso Ellis	1988-92	1,075
4. Robert Whitmore	1966-69	1,043
<b>5. Luke Harangody</b>	<b>2006-09</b>	<b>965</b>
6. Bob Arnzen	1966-69	944
7. Troy Murphy	1998-01	924
8. Michael Graney	1957-60	893
9. Collis Jones	1968-71	884
10. Ron Reed	1962-65	872

### REBOUNDING AVERAGE

1. Walter Sahn	1962-65	16.9
2. Tom Hawkins	1956-59	16.7
3. Ron Reed	1962-65	14.3
4. Michael Graney	1957-60	13.3
5. Robert Whitmore	1966-69	12.4
6. John Shumate	1972-74	11.6
7. Bob Arnzen	1966-69	11.5
8. LaPhonso Ellis	1988-92	11.1
9. Collis Jones	1968-71	10.4
10. Ryan Humphrey	2000-02	10.0
11. Troy Murphy	1998-01	9.8
Adrian Dantley	1973-76	9.8
<b>13. Luke Harangody</b>	<b>2006-09</b>	<b>9.6</b>
14. Armand Reo	1959-62	9.3

### BLOCKED SHOTS

1. Jordan Cornette	2001-05	201
2. LaPhonso Ellis	1988-92	200
3. Ryan Humphrey	2000-02	166
4. Torin Francis	2002-06	157
5. Troy Murphy	1998-91	126
6. Rob Kurz	2004-08	122
7. Matt Gotsch	1993-97	97
8. Phil Hickey	1995-99	84
<b>9. Luke Harangody</b>	<b>2006-09</b>	<b>79</b>
10. Tracy Jackson	1977-81	75







#### **BLOCKED SHOT AVERAGE**

Player	Season	Average
1. Ryan Humphrey	2000-02	2.8
2. LaPhonso Ellis	1988-92	2.1
3. Jordan Cornette	2001-04	1.6
4. Torin Francis	2002-05	1.4
5. Troy Murphy	1998-01	1.3
6. Rob Kurz	2004-08	1.1
7. Matt Gotsch	1993-97	1.0
<b>8. Luke Harangody</b>	<b>2006-08</b>	<b>0.8</b>
Phil Hickey	1995-99	0.8
10. Tracy Jackson	1977-81	0.7

#### **Double-Doubles (Career)**

Player	Games	Seasons
1. LaPhonso Ellis	56	1988-92
2. Robert Whitmore	53	1966-69
3. Bob Arnzen	52	1966-69
<b>4. Luke Harangody</b>	<b>50</b>	<b>2006-present</b>
5. Troy Murphy	45	1998-2001
Collis Jones	45	1968-71

#### **Double-Doubles (Season)**

Player	Games	Season
<b>1. Luke Harangody</b>	<b>25</b>	<b>2008-09</b>
2. Robert Whitmore	24	1967-68
3. LaPhonso Ellis	23	1991-92
Collis Jones	23	1970-71
5. Ryan Humphrey	22	2001-02
6. Troy Murphy	20	1999-00
<b>7. Luke Harangody</b>	<b>19</b>	<b>2007-08</b>
Bob Arnzen	19	1966-67
Collis Jones	19	1969-70
10. Robert Whitmore	18	1966-67

#### **20+ Point Performances (Career)**

Player	Games	Seasons
1. Austin Carr	70	1968-71
2. Adrian Dantley	63	1973-76
3. Troy Murphy	53	1998-2001
4. Pat Garrity	48	1994-98
5. David Rivers	47	1984-88
Bob Arnzen	47	1966-69
<b>Luke Harangody</b>	<b>47</b>	<b>2006-present</b>
7. Chris Thomas	46	2001-05
9. John Shumate	40	1972-74
10. Robert Whitmore	35	1966-69

#### **20+ Point Performances (Season)**

Player	Games	Season
1. Austin Carr	29	1969-70
Austin Carr	29	1970-71
3. Adrian Dantley	25	1974-75
Adrian Dantley	25	1975-76
<b>Luke Harangody</b>	<b>25</b>	<b>2008-09</b>
6. Troy Murphy	24	1999-00
7. John Shumate	22	1973-74
Collis Jones	22	1970-71
9. David Rivers	18	1987-88
Pat Garrity	18	1996-97
Pat Garrity	18	1997-98
<b>Luke Harangody</b>	<b>18</b>	<b>2007-08</b>

#### **30+ Point Performances (Career)**

Player	Games	Seasons
1. Austin Carr	48	1968-71
2. Adrian Dantley	33	1973-76
3. Troy Murphy	17	1998-01
4. Bob Arnzen	12	1966-69
<b>5. Luke Harangody</b>	<b>9</b>	<b>2006-present</b>
6. Monty Williams	7	1989-90, 1992-94
Pat Garrity	7	1994-98
8. Collis Jones	6	1968-71
Bob Whitmore	6	1966-68
10. David Rivers	5	1984-88
Chris Thomas	5	2001-05
John Shumate	5	1972-74
Kyle McAlarney	5	2005-2009

#### **30+ Point Performances (Season)**

Player	Games	Seasons
1. Austin Carr	23	1969-70
Austin Carr	23	1970-71
3. Adrian Dantley	19	1974-75
4. Adrian Dantley	13	1975-76
5. Troy Murphy	8	1999-00
6. Bob Arnzen	7	1966-67
7. Troy Murphy	6	2000-01
<b>Luke Harangody</b>	<b>6</b>	<b>2008-09</b>
9. David Rivers	5	1987-88
Bob Whitmore	5	1967-68




# Head Coach Mike Brey

**2007 & 2008 BIG EAST Coach of the Year**  
**Third Longest Tenured Coach in BIG EAST**  
**Record at Notre Dame: 190-101 (.653)**  
**Overall Record: 289-153 (.654)**

- 22-year veteran of the college ranks...
  - University of Notre Dame (head coach)  
2000-10 (10th season)
  - University of Delaware (head coach)  
1995-2000 (five seasons)
  - Duke University (assistant coach)  
1987-95 (eight seasons)

	<b>Overall</b>	<b>BIG EAST (regular season)</b>
2000-01	20-10	11-5 (1st place-West Division)
2001-02	22-11	10-6 (2nd place-West Division)
2002-03	24-10	10-6 (3rd place-West Division)
2003-04	19-13	9-7 (7th place)
2004-05	17-12	9-7 (6th place)
2005-06	16-14	6-10 (t11th place)
2006-07	24-8	11-5 (4th place)
2007-08	25-8	14-4 (t2nd place)
2008-09	21-15	8-10 (t9th place)
2009-10	2-0	
	<b>190-101 (.653)</b>	<b>88-60 (.595)</b>

- Has guided seven of his 14 teams to NCAA tournament play; 10 of those teams have advanced to the postseason (five NIT appearances)
- Has mentored two BIG EAST Player of the Year honorees — Troy Murphy (2001) and Luke Harangody (2008) — and nine first-team all-BIG EAST honorees
- Spent eight years as an assistant coach under Mike Krzyzewski at Duke and during that time the Blue Devils advanced to the Final Four six times and won national championships in both 1991 and '92
- Played at DeMatha High School under legendary coach Morgan Wootten and graduated from there in 1977. Also served as an assistant coach for Wootten from 1982-87
- Received DeMatha High School's Distinguished Alumnus Award in October 2003
- Awarded an honorary monogram by the Notre Dame Monogram Club in December of 2006 and inducted in University of Delaware Athletic Hall of Fame in November of 2007
- Recipient of 2003 Coaches vs. Cancer Champion Award in recognition of his fund-raising efforts for the Coaches vs. Cancer Program and a member of the CVC National Council
- Along with wife Tish received the Distinguished Service Award and the 2007 March of Dimes Franklin D. Roosevelt Award. The couple has raised nearly \$2 million for the South Bend/Michiana area



Mike Brey vs. Ranked Opponents:

**Overall: 26-58**

**at Notre Dame: 26-51**

(2008-09: 3-9; 2007-08: 2-6; 2006-07: 4-2; 2005-06: 1-7;  
2004-05: 2-5; 2003-04: 2-8; 2002-03: 5-6; 2001-02: 3-6;  
2000-01: 4-3)

at Delaware: 0-6

Mike Brey in Overtime Games at Notre Dame:

**Overall: 4-6**

at Georgetown (2/9/02) .....116-111 (4 OT)

at Boston College (1/25/03) .....101-96

vs. Georgetown (2/1/03) .....93-92 (2OT)

at Pittsburgh (1/4/06) .....97-100 (2OT)

vs. Georgetown (1/24/06) .....82-85 (2OT)

at Louisville (2/4/06) .....86-89

at Connecticut (2/21/06) .....74-75

at Michigan (3/20/06) .....84-87 (2OT)

vs. Providence (1/31/08) .....81-74

vs. Louisville (1/12/09) .....73-87

Irish Record Under Brey In Games Decided By ....

1 point.....10-8

2 points .....5-7

3 points .....12-15

4 points .....3-6

5 points .....4-7

6 points .....10-5

7 points .....15-7

8 points .....4-10

9 points .....6-4

10 points .....10-6

11-15 points .....37-17

16-20 points .....22-7

21-30 points .....21-2

31-40 points .....21-0

41-50 points .....10-0

50+points .....0-0

**Total..... 190-101**







# 41 • TIM ANDREE

6-8 • 214 • FORWARD • SR.  
COLTS NECK, N.J. (CHRISTIAN BROTHERS)



### As a Senior (2009-10)

- Fourth-year walk-on and played two minutes in season opener against North Florida

### 2009-10 Game-By-Game Statistics

Opponent	FG	3FG	FT	O-D-R	PF	Pts.	A	TO	B	S	Min.
North Florida	0-0	0-0	0-0	0-0-0	0	0	0	1	0	0	2
Saint Francis	DNP										
Long Beach State											
Liberty											
Kennesaw State											
Northwestern											
Idaho State											
UCF											
IUPUI											
Loyola Marymount											
UCLA											
Bucknell											
Providence											
Connecticut											
USF											
West Virginia											
Cincinnati											
Syracuse											
DePaul											
Villanova											
Rutgers											
Cincinnati											
USF											
Seton Hall											
St. John's											
Louisville											
Pittsburgh											
Georgetown											
Connecticut											
Marquette											

### Career Stats vs. The BIG EAST

Opponent	GP-GS	Min.	FG-A	3PT-A	FT-A	Reb.	A	PF	B	S	Pts.
Cincinnati	0-0	0	0-0	0-0	0-0	0/0.0	0	0	0	0	0
Connecticut	2-0	2	0-0	0-0	0-0	0/0.0	0	0	0	0	0
DePaul	0-0	0	0-0	0-0	0-0	0/0.0	0	0	0	0	0
Georgetown	0-0	0	0-0	0-0	0-0	0/0.0	0	0	0	0	0
Louisville	1-0	1	0-0	0-0	0-0	0/0.0	0	0	0	0	0
Marquette	0-0	0	0-0	0-0	0-0	0/0.0	0	0	0	0	0
Pittsburgh	0-0	0	0-0	0-0	0-0	0/0.0	0	0	0	0	0
Providence	1-0	0	0-0	0-0	0-0	0/0.0	0	0	0	0	0
Rutgers	0-0	0	0-0	0-0	0-0	0/0.0	0	0	0	0	0
St. John's	1-0	1	0-0	0-0	0-0	0/0.0	0	0	0	0	0
Seton Hall	0-0	0	0-0	0-0	0-0	0/0.0	0	0	0	0	0
USF	0-0	0	0-0	0-0	0-0	0/0.0	0	0	0	0	0
Syracuse	0-0	0	0-0	0-0	0-0	0/0.0	0	0	0	0	0
Villanova	0-0	0	0-0	0-0	0-0	0/0.0	0	0	0	0	0
West Virginia	0-0	0	0-0	0-0	0-0	0/0.0	0	0	0	0	0

### Career Highs

Points ..... 2, six times  
 Field Goals ..... 1, four times  
 FG Att. .... 2, vs. Army, 2/21/06  
 FG Pct. .... 1.000, four times  
 3-Pt. Field Goals ..... -  
 3-Pt. FG Att. .... -  
 3-Pt. FG Pct. .... -  
 Free Throws ..... 2 vs. Brown, 12/29/07  
 FT Att. .... 2, twice  
 FT Pct. .... 1.000 vs. Brown, 12/29/07  
 Rebounds ... 3 vs. Northern Illinois, 12/8/07  
 Assists ..... 1 vs. Northern Illinois, 12/8/07  
 Blocks ..... 1 vs. Northern Illinois, 12/8/07  
 Steals ..... 1 vs. South Dakota, 12/2/08  
 Minutes .... 6 vs. Northern Illinois, 12/8/07

### Career Statistics

Season	GP-GS	MP	FG-FGA	PCT.	3PT-A	PCT.	FT-FTA	PCT.	REB./AVG.	A	S	B	PF-D	PTS/AVG.
2006-07	5-0	9	1-2	.500	0-0	.000	0-2	.000	1/0.2	0	0	0	1-0	2/0.4
2007-08	5-0	13	2-2	1.000	0-0	.000	2-2	1.000	4/0.8	1	0	1	2-0	5/1.2
2008-09	11-0	17	3-5	.600	0-0	.000	0-0	.000	3/0.3	0	1	0	3-0	6/0.5
2009-10	1-0	2	0-0	.000	0-0	.000	0-0	.000	0/0.0	0	0	0	0-0	0/0.0
<b>TOTAL</b>	<b>22-0</b>	<b>41</b>	<b>6-9</b>	<b>.667</b>	<b>0-0</b>	<b>.000</b>	<b>2-4</b>	<b>.500</b>	<b>8/0.4</b>	<b>1</b>	<b>1</b>	<b>1</b>	<b>6-0</b>	<b>13/0.6</b>

### Career BIG EAST Statistics

Season	GP-GS	MP	FG-FGA	PCT.	3PT-A	PCT.	FT-FTA	PCT.	REB./AVG.	A	S	B	PF-D	PTS/AVG.
2006-07	0-0	0	0-0	.000	0-0	.000	0-0	.000	0/0.0	0	0	0	0-0	0/0.0
2007-08	1-0	1	0-0	.000	0-0	.000	0-0	.000	0/0.0	0	0	0	0-0	0/0.0
2008-09	5-0	4	0-0	.000	0-0	.000	0-0	.000	0/0.0	0	0	0	0-0	0/0.0
2009-10														
<b>TOTAL</b>	<b>6-0</b>	<b>5</b>	<b>0-0</b>	<b>.000</b>	<b>0-0</b>	<b>.000</b>	<b>0-0</b>	<b>.000</b>	<b>0/0.0</b>	<b>0</b>	<b>0</b>	<b>0</b>	<b>0-0</b>	<b>0/0.0</b>







# 44 • LUKE HARANGODY

6-8 • 246 • FORWARD • SR.  
SCHERERVILLE, IND. (ANDREAN)



### As a Senior (2009-10)

- AP Preseason All-American
- Named to Naismith Trophy Preseason Watch List
- Candidate for Lowe's Senior CLASS Award
- Currently ranks seventh all-time in program history with 1,869 points
- Ranks fifth in Notre Dame history with 965 rebounds
- Played in 100th career game vs. North Florida
- Has made 86 consecutive starts
- Registered 47th career 20+-point performance against Saint Francis with 27 points

### 2009-10 Game-By-Game Statistics

Opponent	FG	3FG	FT	O-D-R	PF	Pts.	A	TO	B	S	Min.
North Florida (S)	5-13	0-3	9-9	1-6-7	0	19	4	0	2	0	26
Saint Francis (S)	8-17	3-6	8-11	3-6-9	3	27	2	4	2	0	36
Long Beach State											
Liberty											
Kennesaw State											
Northwestern											
Idaho State											
UCF											
IUPUI											
Loyola Marymount											
UCLA											
Bucknell											
Providence											
Connecticut											
USF											
West Virginia											
Cincinnati											
Syracuse											
DePaul											
Villanova											
Rutgers											
Cincinnati											
USF											
Seton Hall											
St. John's											
Louisville											
Pittsburgh											
Georgetown											
Connecticut											
Marquette											

(S) - indicates games started

### Career Stats vs. The BIG EAST

Opponent	GP-GS	Min.	FG-A	3PT-A	FT-A	Reb.	A	PF	B	S	Pts.
Cincinnati	3-3	96	21-43	1-1	21-27	29/9.7	10	9	1	2	64/21.3
Connecticut	4-4	135	35-88	2-6	12-15	46/11.5	5	13	4	0	84/21.0
DePaul	5-5	134	38-80	0-1	21-27	55/11.0	10	7	3	4	97/19.4
Georgetown	4-3	96	18-44	0-0	24-27	24/6.0	6	18	1	4	60/15.0
Louisville	4-3	133	50-88	3-5	12-17	48/12.0	8	13	5	4	115/28.8
Marquette	5-5	159	38-83	1-3	34-42	60/12.0	7	17	6	3	111/22.2
Pittsburgh	2-2	70	19-44	0-2	12-14	23/11.5	5	3	2	3	50/25.0
Providence	3-3	70	19-36	0-0	17-20	24/8.0	4	12	1	2	55/18.3
Rutgers	4-4	116	19-71	0-0	9-14	41/10.3	5	13	3	5	47/11.8
St. John's	4-4	110	34-60	2-4	10-16	35/8.8	5	12	2	4	80/20.0
Seton Hall	3-3	94	23-49	0-0	18-24	34/8.5	7	4	3	4	64/16.0
USF	4-4	112	20-41	1-1	13-15	42/10.5	6	12	4	0	54/13.5
Syracuse	4-4	133	30-74	1-3	19-23	54/13.5	6	11	3	1	80/20.0
Villanova	4-4	122	22-44	0-0	16-24	28/7.0	4	10	4	2	60/15.0
West Virginia	4-3	126	36-65	1-5	20-27	42/10.5	5	3	3	2	93/23.3

### Career Highs

Points ..... 40 vs. Louisville, 2/28/08  
 Field Goals ..... 16 vs. Louisville, 2/28/08  
 FG Att. .... 28, three times  
 FG Pct. .... .778 vs. The Citadel, 11/19/06  
 3-Pt. Field Goals... 3 vs. Louisville, 2/28/08  
 3-Pt. FG Att. .... 4, twice  
 3-Pt. FG Pct. .... 1.000, three times  
 Free Throws ..... 14 vs. Seton Hall, 1/10/09  
 FT Att. .... 16 vs. Seton Hall, 1/10/09  
 FT Pct. .... 1.000, 26 times  
 Reb. .... 22 vs. Washington St., 3/22/08  
 Assists ..... 6 vs. Syracuse, 1/17/08  
 Blocks ..... 5 vs. Boston Univ., 12/13/08  
 Steals ..... 5 vs. Indiana, 11/24/08  
 Minutes ..... 45 vs. Louisville, 1/12/09

### Career Statistics

Season	GP-GS	MP	FG-FGA	PCT.	3PT-A	PCT.	FT-FTA	PCT.	REB./AVG.	A	S	B	PF-D	PTS/AVG.
2006-07	32-16	658	133-290	.459	0-1	.000	93-114	.816	197/6.2	38	28	15	83-3	359/11.2
2007-08	33-33	958	259-518	.500	3-9	.333	39-52	.750	351/10.6	55	26	29	85-2	672/20.4
2008-09	34-34	1164	300-653	.459	14-38	.368	178-229	.777	401/11.8	70	31	31	77-2	792/23.3
2009-10	2-2	62	13-30	.433	3-9	.333	17-20	.850	16/8.0	6	0	4	3-0	46/23.0
<b>TOTAL</b>	<b>101-85</b>	<b>2842</b>	<b>705-1491</b>	<b>.473</b>	<b>20-57</b>	<b>.351</b>	<b>439-561</b>	<b>.783</b>	<b>965/9.6</b>	<b>169</b>	<b>85</b>	<b>79</b>	<b>248-7</b>	<b>1869/18.5</b>

### Career BIG EAST Statistics

Season	GP-GS	MP	FG-FGA	PCT.	3PT-A	PCT.	FT-FTA	PCT.	REB./AVG.	A	S	B	PF-D	PTS/AVG.
2006-07	16-13	354	62-149	.416	0-0	.000	39-52	.750	106/6.6	13	13	7	45-1	163/10.2
2007-08	18-18	556	155-311	.498	3-8	.375	106-138	.768	203/11.3	31	14	20	45-1	419/23.3
2008-09	18-18	656	176-377	.467	8-21	.381	94-119	.790	231/12.8	45	12	17	53-2	454/25.2
2009-10														
<b>TOTAL</b>	<b>52-49</b>	<b>1566</b>	<b>393/837</b>	<b>.470</b>	<b>11-29</b>	<b>.379</b>	<b>239-309</b>	<b>.773</b>	<b>540/10.4</b>	<b>89</b>	<b>39</b>	<b>44</b>	<b>143-4</b>	<b>1036/19.9</b>



# 3 • TORY JACKSON

5-11 • 195 • GUARD • SR.  
SAGINAW, MICH. (BUENA VISTA)



### As a Senior (2009-10)

- Has played in all 103 games during his career
- Stands fifth on all-time career assists list with 525.
- Totaled nine points, nine assists and seven rebounds against Saint Francis

### 2009-10 Game-By-Game Statistics

Opponent	FG	3FG	FT	O-D-R	PF	Pts.	A	TO	B	S	Min.
North Florida (S)	3-4	3-4	0-0	1-1-2	0	9	7	1	0	0	27
Saint Francis (S)	4-8	1-3	0-0	3-4-7	1	9	9	1	0	3	37
Long Beach State											
Liberty											
Kennesaw State											
Northwestern											
Idaho State											
UCF											
IUPUI											
Loyola Marymount											
UCLA											
Bucknell											
Providence											
Connecticut											
USF											
West Virginia											
Cincinnati											
Syracuse											
DePaul											
Villanova											
Rutgers											
Cincinnati											
USF											
Seton Hall											
St. John's											
Louisville											
Pittsburgh											
Georgetown											
Connecticut											
Marquette											

(S) - indicates games started

### Career Stats vs. The BIG EAST

Opponent	GP-GS	Min.	FG-A	3PT-A	FT-A	Reb.	A	PF	B	S	Pts.
Cincinnati	3-3	100	8-24	2-6	7-7	3/3.0	20	10	0	1	25/8.3
Connecticut	4-4	142	17-38	6-11	5-6	26/6.5	24	11	1	6	45/11.3
DePaul	5-5	182	23-47	1-4	7-12	29/5.8	27	9	0	8	54/10.8
Georgetown	4-4	143	15-37	2-8	8-11	24/6.0	18	11	1	3	40/10.0
Louisville	4-4	146	15-40	2-8	8-13	19/4.8	19	10	1	9	40/10.0
Marquette	5-5	176	21-58	7-18	12-22	28/5.6	34	17	2	10	61/12.2
Pittsburgh	2-2	68	6-14	1-4	3-4	17/8.5	11	4	1	3	16/8.0
Providence	3-3	82	9-20	1-5	7-10	8/2.7	12	9	1	6	26/8.7
Rutgers	4-4	146	19-36	4-8	12-15	23/5.8	27	12	0	5	53/13.3
St. John's	4-4	140	14-32	2-6	3-6	16/4.0	23	10	1	6	33/8.3
Seton Hall	3-3	110	11-37	0-1	9-10	18/4.5	21	7	0	5	31/7.8
South Florida	4-4	145	12-35	2-6	4-12	17/4.3	26	13	1	5	30/7.5
Syracuse	4-4	140	11-29	3-11	19-26	15/3.8	23	11	0	10	44/11.0
Villanova	4-4	135	6-25	1-9	13-17	12/3.0	25	15	0	6	26/6.5
West Virginia	4-4	120	9-26	4-11	2-9	8/2.0	10	12	0	6	24/6.0

### Career Highs

Points ..... 21, twice  
 Field Goals ..... 10 vs. Indiana, 11/24/08  
 FG Att. .... 17 vs. Indiana, 11/24/08  
 FG Pct. .... 1.000, three times  
 3-Pt. Field Goals ..... 2, six times  
 3-Pt. FG Att. .... 6 vs. Marquette, 3/13/08  
 3-Pt. FG Pct. .... 1.000, seven times  
 Free Throws ..... 11 vs. Syracuse, 1/30/07  
 FT Att. .... 14 vs. Syracuse, 1/30/07  
 FT Pct. .... 1.000, 15 times  
 Reb. .... 13 vs. Pittsburgh, 2/2/08  
 Assists ..... 11, twice  
 Blocks ..... 1, eight times  
 Steals ..... 5, three times  
 Minutes ..... 43 vs. Louisville, 1/12/09

### Career Statistics

Season	GP-GS	MP	FG-FGA	PCT.	3PT-A	PCT.	FT-FTA	PCT.	REB./AVG.	A	S	B	PF-D	PTS/AVG.
2006-07	32-20	891	84-202	.416	13-54	.241	68-108	.630	105/3.3	139	59	1	80-1	249/7.8
2007-08	33-33	1083	97-251	.386	19-63	.302	52-100	.520	168/5.1	193	58	8	79-2	365/8.0
2008-09	36-34	1220	142-340	.418	29-81	.358	67-105	.638	158/4.4	177	43	5	100-1	380/10.6
2009-10	2-2	64	7-12	.583	4-7	.571	0-0	.000	9/4.5	16	3	0	1-0	18/9.0
<b>TOTAL</b>	<b>103-89</b>	<b>3258</b>	<b>330-805</b>	<b>.410</b>	<b>65-205</b>	<b>.317</b>	<b>187-313</b>	<b>.597</b>	<b>440/4.3</b>	<b>525</b>	<b>163</b>	<b>14</b>	<b>260-4</b>	<b>912/8.9</b>

### Career BIG EAST Statistics

Season	GP-GS	MP	FG-FGA	PCT.	3PT-A	PCT.	FT-FTA	PCT.	REB./AVG.	A	S	B	PF-D	PTS/AVG.
2006-07	16-16	560	50-121	.413	7-31	.226	43-61	.705	62/3.9	96	28	1	44-1	150/9.4
2007-08	18-18	616	60-143	.420	12-30	.400	32-59	.542	99/5.5	107	35	4	47-1	164/9.1
2008-09	18-17	616	65-172	.378	14-41	.241	34-47	.723	83/4.6	88	14	4	55-0	178/8.9
2009-10														
<b>TOTAL</b>	<b>52-51</b>	<b>1792</b>	<b>175-436</b>	<b>.401</b>	<b>33-102</b>	<b>.324</b>	<b>109-167</b>	<b>.653</b>	<b>244/4.7</b>	<b>291</b>	<b>77</b>	<b>9</b>	<b>146-2</b>	<b>492/9.5</b>





# 20 • JONATHAN PEOPLES

6-3 • 207 • GUARD • SR.  
BELLWOOD, ILL. (ST. JOSEPH)



### As a Senior (2009-10)

- Registered double figures for third time in his career with 11 points in season opener against North Florida in addition to playing a career-high 30 minutes
- Tied a career high with three steals against Saint Francis

### 2009-10 Game-By-Game Statistics

Opponent	FG	3FG	FT	O-D-R	PF	Pts.	A	TO	B	S	Min.
North Florida (S)	4-7	3-5	0-0	1-2-3	0	11	3	2	0	1	30
Saint Francis (S)	2-4	0-1	0-0	1-0-1	1	4	0	1	1	3	24
Long Beach State											
Liberty											
Kennesaw State											
Northwestern											
Idaho State											
UCF											
IUPUI											
Loyola Marymount											
UCLA											
Bucknell											
Providence											
Connecticut											
USF											
West Virginia											
Cincinnati											
Syracuse											
DePaul											
Villanova											
Rutgers											
Cincinnati											
USF											
Seton Hall											
St. John's											
Louisville											
Pittsburgh											
Georgetown											
Connecticut											
Marquette											

(S) - indicates games started

### Career Stats vs. The BIG EAST

Opponent	GP-GS	Min.	FG-A	3PT-A	FT-A	Reb.	A	PF	B	S	Pts.
Cincinnati	2-1	29	4-6	1-1	3-4	4/2.0	1	1	0	2	12/6.0
Connecticut	4-0	44	4-10	1-3	2-2	6/1.5	1	3	0	2	11/3.7
DePaul	5-0	34	3-8	0-3	1-1	8/1.6	6	2	0	1	7/1.4
Georgetown	3-0	30	7-11	3-4	0-0	5/1.3	0	0	0	0	17/8.5
Louisville	4-0	35	0-3	0-1	2-4	5/1.3	5	1	0	1	2/0.5
Marquette	5-1	57	4-10	3-4	8-8	11/2.2	4	2	1	0	19/3.8
Pittsburgh	2-1	18	2-3	2-3	0-0	1/0.5	2	1	0	0	6/3.0
Providence	3-0	38	5-8	2-3	2-3	4/1.3	9	3	0	1	14/4.7
Rutgers	4-0	43	2-7	0-2	0-0	8/2.0	3	2	0	0	4/1.0
St. John's	4-0	33	3-7	1-4	0-0	2/0.5	4	3	0	2	7/1.8
Seton Hall	3-0	32	4-6	2-3	3-4	4/1.3	4	2	0	0	13/3.6
South Florida	4-0	31	1-4	0-1	0-0	5/1.3	3	2	1	0	2/0.5
Syracuse	3-0	26	5-7	2-2	0-1	5/1.7	3	1	0	0	13/4.0
Villanova	4-0	51	2-12	0-8	2-4	8/2.0	2	3	0	3	6/1.5
West Virginia	4-0	45	4-8	1-2	1-2	7/1.8	3	4	1	1	10/2.5

### Career Highs

Points ..... 14 vs. Providence, 2/21/09  
 Field Goals ..... 5, twice  
 FG Att. .... 8, three times  
 FG Pct. .... 1.000, 16 times  
 3-Pt. Field Goals ..... 2, six times  
 3-Pt. FG Att. .... 4, twice  
 3-Pt. FG Pct. .... 1.000, 15 times  
 Free Throws ..... 4 vs. Marquette, 2/9/08  
 FT Att. .... 4, five times  
 FT Pct. .... 1.000, 10 times  
 Reb. .... 6 vs. Furman, 11/30/08  
 Assists ..... 9 vs. Providence, 2/21/09  
 Blocks ..... 1, five times  
 Steals ..... 3, three times  
 Minutes ..... 30 vs. North Florida, 11/14/19

### Career Statistics

Season	GP-GS	MP	FG-FGA	PCT.	3PT-A	PCT.	FT-FTA	PCT.	REB./AVG.	A	S	B	PF-D	PTS/AVG.
2006-07	26-0	166	16-34	.471	8-17	.471	8-10	.800	20/0.8	19	8	1	10-0	48/1.8
2007-08	33-0	381	34-77	.442	13-36	.361	27-32	.844	52/1.6	37	7	1	24-0	108/3.3
2008-09	36-2	508	45-119	.378	17-50	.340	9-16	.563	82/2.3	44	15	5	28-0	116/3.2
2009-10	2-2	54	6-11	.545	3-6	.500	0-0	.000	4/2.0	1	4	1	1-0	15/7.5
<b>TOTAL</b>	<b>97-4</b>	<b>1109</b>	<b>101-241</b>	<b>.419</b>	<b>41-109</b>	<b>.376</b>	<b>44-58</b>	<b>.759</b>	<b>158/1.6</b>	<b>103</b>	<b>34</b>	<b>8</b>	<b>63-0</b>	<b>287/3.0</b>

### Career BIG EAST Statistics

Season	GP-GS	MP	FG-FGA	PCT.	3PT-A	PCT.	FT-FTA	PCT.	REB./AVG.	A	S	B	PF-D	PTS/AVG.
2006-07	16-0	110	9-19	.474	5-10	.500	3-4	.750	13/0.9	15	6	1	8-0	26/1.6
2007-08	18-0	175	18-33	.545	5-11	.455	13-15	.867	31/1.7	15	3	1	11-0	54/3.0
2008-09	18-2	234	23-53	.434	8-21	.381	8-12	.667	37/2.1	20	4	0	13--0	62/3.4
2009-10														
<b>TOTAL</b>	<b>52-2</b>	<b>519</b>	<b>50-105</b>	<b>.476</b>	<b>18-42</b>	<b>.429</b>	<b>24-31</b>	<b>.774</b>	<b>81/1.6</b>	<b>50</b>	<b>13</b>	<b>2</b>	<b>32-0</b>	<b>142/2.7</b>



# 21 • TIM ABROMAITIS

6-8 • 235 • FORWARD • JR.  
UNIONVILLE, CONN. (FARMINGTON)



### As a Junior (2009-10)

- Posted career highs of 13 points and four rebounds vs. North Florida while playing a career-high 21 minutes
- Set new career highs with 17 points and five rebounds in 27 minutes against Saint Francis

### 2009-10 Game-By-Game Statistics

Opponent	FG	3FG	FT	O-D-R	PF	Pts.	A	TO	B	S	Min.
North Florida	5-6	3-4	0-0	2-2-4	1	13	0	0	0	0	21
Saint Francis	6-10	3-6	2-2	2-3-5	2	17	2	1	1	0	27
Long Beach State											
Liberty											
Kennesaw State											
Northwestern											
Idaho State											
UCF											
IUPUI											
Loyola Marymount											
UCLA											
Bucknell											
Providence											
Connecticut											
USF											
West Virginia											
Cincinnati											
Syracuse											
DePaul											
Villanova											
Rutgers											
Cincinnati											
USF											
Seton Hall											
St. John's											
Louisville											
Pittsburgh											
Georgetown											
Connecticut											
Marquette											

### Career Stats vs. The BIG EAST

Opponent	GP-GS	Min.	FG-A	3PT-A	FT-A	Reb.	A	PF	B	S	Pts.
Cincinnati	0-0	0	0-0	0-0	0-0	0/0.0	0	0	0	0	0/0.0
Connecticut	0-0	0	0-0	0-0	0-0	0/0.0	0	0	0	0	0/0.0
DePaul	0-0	0	0-0	0-0	0-0	0/0.0	0	0	0	0	0/0.0
Georgetown	1-0	0	0-0	0-0	2-2	0/0.0	0	0	0	0	2/2.0
Louisville	0-0	0	0-0	0-0	0-0	0/0.0	0	0	0	0	0/0.0
Marquette	1-0	3	1-2	0-1	0-0	0/0.0	1	0	0	0	2/2.0
Pittsburgh	0-0	0	0-0	0-0	0-0	0/0.0	0	0	0	0	0/0.0
Providence	0-0	0	0-0	0-0	0-0	0/0.0	0	0	0	0	0/0.0
Rutgers	0-0	0	0-0	0-0	0-0	0/0.0	0	0	0	0	0/0.0
St. John's	0-0	0	0-0	0-0	0-0	0/0.0	0	0	0	0	0/0.0
Seton Hall	1-0	1	0-0	0-0	0-0	0/0.0	0	1	0	0	0/0.0
South Florida	0-0	0	0-0	0-0	0-0	0/0.0	0	0	0	0	0/0.0
Syracuse	0-0	0	0-0	0-0	0-0	0/0.0	0	0	0	0	0/0.0
Villanova	0-0	0	0-0	0-0	0-0	0/0.0	0	0	0	0	0/0.0
West Virginia	0-0	0	0-0	0-0	0-0	0/0.0	0	0	0	0	0/0.0

### Career Highs

Points ..... 17 vs. Saint Francis, 11/16/09  
 Field Goals ..... 6 vs. Saint Francis, 11/16/09  
 FG Att. .... 10 vs. Saint Francis, 11/16/09  
 FG Pct. .... 1.000 vs. Long Island, 11/12/07  
 3-Pt. Field Goals ..... 3, twice  
 3-Pt. FG Att. .... 6 vs. Saint Francis, 11/16/09  
 3-Pt. FG Pct. .... .750 vs. North Florida, 11/14/09  
 Free Throws ..... 2, four times  
 FT Att. .... 2, four times  
 FT Pct. .... 1.000, five times  
 Reb. .... 5 vs. Saint Francis, 11/16/09  
 Assists ..... 2 vs. Saint Francis, 11/16/09  
 Blocks ..... 1, twice  
 Steals ..... 1 vs. Colgate, 11/26/07  
 Minutes ..... 27 vs. Saint Francis, 11/16/09

### Career Statistics

Season	GP-GS	MP	FG-FGA	PCT.	3PT-A	PCT.	FT-FTA	PCT.	REB./AVG.	A	S	B	PF-D	PTS/AVG.
2007-08	12-0	40	6-21	.286	1-8	.125	7-7	1.000	12/1.0	3	1	1	5-0	20/1.7
2008-09	Did not play													
2009-10	2-0	48	11-16	.688	6-10	.600	2-2	1.000	9/4.5	2	0	1	3-0	30/15.0
<b>TOTAL</b>	<b>14-0</b>	<b>88</b>	<b>17-37</b>	<b>.459</b>	<b>7-18</b>	<b>.389</b>	<b>9-9</b>	<b>1.000</b>	<b>21/1.5</b>	<b>5</b>	<b>1</b>	<b>2</b>	<b>8-0</b>	<b>50/3.6</b>

### Career BIG EAST Statistics

Season	GP-GS	MP	FG-FGA	PCT.	3PT-A	PCT.	FT-FTA	PCT.	REB./AVG.	A	S	B	PF-D	PTS/AVG.
2007-08	3-0	5/1.7	1-2	.500	0-1	.000	2-2	1.000	0/0.0	1	0	0	0-0	4/1.3
2008-09	Did not play													
2009-10														
<b>TOTAL</b>	<b>3-0</b>	<b>5/1.7</b>	<b>1-2</b>	<b>.500</b>	<b>0-1</b>	<b>.000</b>	<b>2-2</b>	<b>1.000</b>	<b>0/0.0</b>	<b>1</b>	<b>0</b>	<b>0</b>	<b>0-0</b>	<b>4/1.3</b>



# 5 • TOM KOPKO

6-2 • 183 • GUARD • JR.  
CHICAGO, ILL. (ST. LAURENCE)



### As a Junior (2009-10)

- Third-year walk-on played in season opener against North Florida

### 2009-10 Game-By-Game Statistics

Opponent	FG	3FG	FT	O-D-R	PF	Pts.	A	TO	B	S	Min.
North Florida	0-0	0-0	0-0	0-0-0	0	0	0	1	0	0	2
Saint Francis	DNP										
Long Beach State											
Liberty											
Kennesaw State											
Northwestern											
Idaho State											
UCF											
IUPUI											
Loyola Marymount											
UCLA											
Bucknell											
Providence											
Connecticut											
USF											
West Virginia											
Cincinnati											
Syracuse											
DePaul											
Villanova											
Rutgers											
Cincinnati											
USF											
Seton Hall											
St. John's											
Louisville											
Pittsburgh											
Georgetown											
Connecticut											
Marquette											

### Career Stats vs. The BIG EAST

Opponent	GP-GS	Min.	FG-A	3PT-A	FT-A	Reb.	A	PF	B	S	Pts.
Cincinnati	0-0	0	0-0	0-0	0-0	0/0.0	0	0	0	0	0/0.0
Connecticut	0-0	0	0-0	0-0	0-0	0/0.0	0	0	0	0	0/0.0
DePaul	0-0	0	0-0	0-0	0-0	0/0.0	0	0	0	0	0/0.0
Georgetown	0-0	0	0-0	0-0	0-0	0/0.0	0	0	0	0	0/0.0
Louisville	0-0	0	0-0	0-0	0-0	0/0.0	0	0	0	0	0/0.0
Marquette	0-0	0	0-0	0-0	0-0	0/0.0	0	0	0	0	0/0.0
Pittsburgh	0-0	0	0-0	0-0	0-0	0/0.0	0	0	0	0	0/0.0
Providence	0-0	0	0-0	0-0	0-0	0/0.0	0	0	0	0	0/0.0
Rutgers	0-0	0	0-0	0-0	0-0	0/0.0	0	0	0	0	0/0.0
St. John's	0-0	0	0-0	0-0	0-0	0/0.0	0	0	0	0	0/0.0
Seton Hall	0-0	0	0-0	0-0	0-0	0/0.0	0	0	0	0	0/0.0
South Florida	0-0	0	0-0	0-0	0-0	0/0.0	0	0	0	0	0/0.0
Syracuse	0-0	0	0-0	0-0	0-0	0/0.0	0	0	0	0	0/0.0
Villanova	0-0	0	0-0	0-0	0-0	0/0.0	0	0	0	0	0/0.0
West Virginia	0-0	0	0-0	0-0	0-0	0/0.0	0	0	0	0	0/0.0

### Career Highs

Points ..... 5 vs. No. Illinois, 12/8/07  
 Field Goals ..... 2 vs. No. Illinois, 12/8/07  
 FG Att. .... 3 vs. South Dakota, 12/2/08  
 FG Pct. .... 1.000 vs. No. Illinois, 12/8/07  
 3-Pt. Field Goals 1 vs. No. Illinois, 12/8/07  
 3-Pt. FG Att. .... 1, twice  
 3-Pt. FG Pct. ....  
 1.000 vs. No. Illinois, 12/8/07  
 Free Throws ... 1 vs. Savannah St., 12/22/08  
 FT Att. .... 2 vs. Savannah St., 12/22/08  
 FT Pct. .... .500 vs. Savannah St., 12/22/08  
 Reb. .... 2 vs. Monmouth, 11/16/07  
 Assists. .... 1, twice  
 Blocks ..... -  
 Steals ..... 1 vs. USC Upstate, 11/16/08  
 Minutes ..... 5 vs. No. Illinois, 12/8/07


### Career Statistics

Season	GP-GS	MP	FG-FGA	PCT.	3PT-A	PCT.	FT-FTA	PCT.	REB./AVG.	A	S	B	PF-D	PTS/AVG.
2007-08	5-0	11	2-4	.500	1-3	.333	0-1	.000	2/0.4	0	0	0	1-0	5/1.0
2008-09	6-0	12	3-7	.429	0-3	.000	1-2	.500	0/0.0	3	2	0	0-0	7/1.2
2009-10	1-0	2	0-0	.000	0-0	.000	0-0	.000	0/0.0	0	0	0	0-0	0/0.0
<b>TOTAL</b>	<b>12-0</b>	<b>25</b>	<b>5-11</b>	<b>.455</b>	<b>1-6</b>	<b>.167</b>	<b>1-3</b>	<b>.333</b>	<b>2/0.2</b>	<b>3</b>	<b>2</b>	<b>0</b>	<b>1-0</b>	<b>12/1.0</b>

### Career BIG EAST Statistics

Season	GP-GS	MP	FG-FGA	PCT.	3PT-A	PCT.	FT-FTA	PCT.	REB./AVG.	A	S	B	PF-D	PTS/AVG.
2007-08	1-0	1	0-0	.000	0-0	.000	0-0	.000	0/0.0	0	0	0	0-0	0/0.0
2008-09	0-0	0	0-0	.000	0-0	.000	0-0	.000	0/0.0	0	0	0	0-0	0/0.0
2009-10														
<b>TOTAL</b>	<b>1-0</b>	<b>1</b>	<b>0-0</b>	<b>.000</b>	<b>0-0</b>	<b>.000</b>	<b>0-0</b>	<b>.000</b>	<b>0/0.0</b>	<b>0</b>	<b>0</b>	<b>0</b>	<b>0-0</b>	<b>0/0.0</b>





# 1 • TYRONE NASH

6-8 • 232 • FORWARD • JR.  
 QUEENS, N.Y. (LAWRENCE WOODMERE/  
 NORTHFIELD MT. HERMON)



### As a Junior (2009-10)

- Made second career start in season opener against North Florida and matched career high with three steals
- Scored a career-high 11 points against Saint Francis

### 2009-10 Game-By-Game Statistics

Opponent	FG	3FG	FT	O-D-R	PF	Pts.	A	TO	B	S	Min.
North Florida (S)	1-2	0-0	2-4	0-3-3	2	4	1	1	1	3	24
Saint Francis (S)	5-6	0-0	1-1	2-1-3	4	11	0	3	0	1	18
Long Beach State											
Liberty											
Kennesaw State											
Northwestern											
Idaho State											
UCF											
IUPUI											
Loyola Marymount											
UCLA											
Bucknell											
Providence											
Connecticut											
USF											
West Virginia											
Cincinnati											
Syracuse											
DePaul											
Villanova											
Rutgers											
Cincinnati											
USF											
Seton Hall											
St. John's											
Louisville											
Pittsburgh											
Georgetown											
Connecticut											
Marquette											

### Career Stats vs. The BIG EAST

Opponent	GP-GS	Min.	FG-A	3PT-A	FT-A	Reb.	A	PF	B	S	Pts.
Cincinnati	0-0	0	0-0	0-0	0-0	0/0	0	0	0	0	0/0
Connecticut	2-0	22	6-9	0-0	0-4	11/5.5	1	2	0	1	12/6.0
DePaul	1-0	0	0-0	0-0	0-0	0/0	0	0	0	0	0/0
Georgetown	2-0	0	0-0	0-0	0-0	0/0	0	0	0	0	0/0
Louisville	1-0	14	0-1	0-0	0-2	6/6.0	1	1	0	0	0/0
Marquette	2-0	11	1-1	0-0	0-0	2/1.0	0	2	0	0	2/1.0
Pittsburgh	1-0	12	0-1	0-0	0-0	1/1.0	0	3	1	1	0/0.0
Providence	1-0	12	4-6	0-0	0-0	2/2.0	0	5	0	0	8/8.0
Rutgers	1-0	8	3-3	0-0	1-4	2/0	0	1	0	0	7/7.0
St. John's	2-0	27	0-2	0-0	0-0	5/2.5	3	1	1	2	0/0.0
Seton Hall	1-0	4	0-1	0-1	2-4	2/2.0	0	0	0	0	2/2.0
South Florida	2-0	11	3-3	0-0	2-2	3/1.5	0	3	0	1	8/4.0
Syracuse	2-0	2	0-0	0-0	0-0	0/0.0	0	0	0	0	0/0.0
Villanova	1-1	25	1-3	0-0	2-6	11/11.0	1	4	0	1	4/4.0
West Virginia	2-0	29	0-3	0-0	1-2	11/5.5	9	3	0	0	1/0.5

### Career Highs

Points ..... 11 vs. Saint Francis, 11/16/09  
 Field Goals ..... 5 vs. Saint Francis, 11/16/09  
 FG Att. .... 7 vs. South Dakota, 12.2/08  
 FG Pct. .... 1.000, seven times  
 3-Pt. Field Goals ..... -  
 3-Pt. FG Att. .... 1 vs. Seton Hall, 2/6/08  
 3-Pt. FG Pct. .... -  
 Free Throws ... 6 vs. Delaware St., 12/20/08  
 FT Att. .... 8 vs. Delaware, St., 12/20/08  
 FT Pct. .... 1.000, three times  
 Reb. .... 11 vs. Villanova, 3/2/09  
 Assists ..... 2, five times  
 Blocks ..... 1, five times  
 Steals ..... 3, twice  
 Minutes ..... 25 vs. Villanova, 3/2/09

### Career Statistics

Season	GP-GS	MP	FG-FGA	PCT.	3PT-A	PCT.	FT-FTA	PCT.	REB./AVG.	A	S	B	PF-D	PTS/AVG.
2007-08	15-0	59	6-13	.462	0-1	.000	3-11	.273	20/1.3	5	2	1	6-0	15/1.0
2008-09	34-1	384	37-73	.507	0-0	.000	27-50	.540	121/3.6	23	15	6	52-2	101/3.0
2009-10	2-2	42	6-8	.750	0-0	.000	3-5	.600	6/3.0	1	4	1	6-0	15/7.5
<b>TOTAL</b>	<b>51-3</b>	<b>485</b>	<b>49-94</b>	<b>.521</b>	<b>0-1</b>	<b>.000</b>	<b>33-66</b>	<b>.500</b>	<b>147/2.9</b>	<b>29</b>	<b>21</b>	<b>8</b>	<b>64-2</b>	<b>131/2.6</b>

### Career BIG EAST Statistics

Season	GP-GS	MP	FG-FGA	PCT.	3PT-A	PCT.	FT-FTA	PCT.	REB./AVG.	A	S	B	PF-D	PTS/AVG.
2007-08	6-0	9	1-2	.500	0-1	.000	2-4	.500	2/0.4	0	0	0	0-0	4/0.7
2008-09	16-1	148	17-30	.567	0-0	.000	5-18	.278	47/2.9	7	6	2	25-1	39/2.4
2009-10														
<b>TOTAL</b>	<b>22-1</b>	<b>157</b>	<b>18-32</b>	<b>.563</b>	<b>0-1</b>	<b>.000</b>	<b>7-22</b>	<b>.318</b>	<b>29/2.2</b>	<b>7</b>	<b>6</b>	<b>2</b>	<b>25-1</b>	<b>43/2.0</b>



# 34 • CARLETON SCOTT

6-7 • 217 • FORWARD • JR.  
SAN ANTONIO, TEXAS (JAMES MADISON)



### As a Junior (2009-10)

- Scored four points in season opener vs. North Florida
- Totaled five points on 2-2 shooting against Saint Francis and tied a career high with four rebounds

### 2009-10 Game-By-Game Statistics

Opponent	FG	3FG	FT	O-D-R	PF	Pts.	A	TO	B	S	Min.
North Florida	2-6	0-3	0-0	0-1-1	2	4	1	3	0	0	15
Saint Francis	2-2	1-1	0-0	0-4-4	1	5	0	1	0	1	16
Long Beach State											
Liberty											
Kennesaw State											
Northwestern											
Idaho State											
UCF											
IUPUI											
Loyola Marymount											
UCLA											
Bucknell											
Providence											
Connecticut											
USF											
West Virginia											
Cincinnati											
Syracuse											
DePaul											
Villanova											
Rutgers											
Cincinnati											
USF											
Seton Hall											
St. John's											
Louisville											
Pittsburgh											
Georgetown											
Connecticut											
Marquette											

### Career Stats vs. The BIG EAST

Opponent	GP-GS	Min.	FG-A	3PT-A	FT-A	Reb.	A	PF	B	S	Pts.
Cincinnati	0-1	6	2-3	0-0	0-0	2/2.0	0	3	0	0	4/4.0
Connecticut	2-0	2	0-1	0-1	0-0	1/1.0	0	0	0	0	0/0.0
DePaul	0-0	0	0-0	0-0	0-0	0/0	0	0	0	0	0/0
Georgetown	0-0	0	0-0	0-0	0-0	0/0	0	0	0	0	0/0
Louisville	2-0	3	0-0	0-0	0-0	1/0.5	0	0	1	0	0/0.0
Marquette	0-0	0	0-0	0-0	0-0	0/0	0	0	0	0	0/0
Pittsburgh	0-0	0	0-0	0-0	0-0	0/0	0	0	0	0	0/0
Providence	1-0	0	0-0	0-0	0-0	1/1.0	0	0	0	0	0/0.0
Rutgers	0-0	0	0-0	0-0	0-0	0/0	0	0	0	0	0/0
St. John's	1-0	1	1-1	0-0	0-0	0/0	0	0	0	0	2/2.0
Seton Hall	0-0	0	0-0	0-0	0-0	0/0	0	0	0	0	0/0
South Florida	0-0	0	0-0	0-0	0-0	0/0	0	0	0	0	0/0
Syracuse	1-0	1	0-0	0-0	0-0	0/0	0	0	0	0	0/0
Villanova	1-0	2	0-0	0-0	0-0	0/0	0	0	0	0	0/0
West Virginia	1-0	1	1-1	1-1	0-0	0/0	0	0	0	0	3/3.0

### Career Highs

Points .....7, twice  
 Field Goals .....3, twice  
 FG Att. ....7 vs. UCLA, 2/7/09  
 FG Pct. ....1.000, 6 times  
 3-Pt. Field Goals .....1, three times  
 3-Pt. FG Att. ....3 vs. Furman, 11/30/08  
 3-Pt. FG Pct. ....1.000, three times  
 Free Throws .....2, three times  
 FT Att. ....3 vs. South Dakota, 12/2/08  
 FT Pct. ....1.000, three times  
 Reb. ....4, three times  
 Assists .....2, twice  
 Blocks .....2 vs. South Dakota, 12/2/08  
 Steals .....1, four times  
 Minutes .....18 vs. Furman, 11/30/08

### Career Statistics

Season	GP-GS	MP	FG-FGA	PCT.	3PT-A	PCT.	FT-FTA	PCT.	REB./AVG.	A	S	B	PF-D	PTS/AVG.
2007-08	Did not play													
2008-09	20-0	90	20-31	.645	3-7	.429	7-9	.778	23/1.2	7	5	3	10-0	50/2.5
2009-10	2-0	31	4-8	.500	1-4	.250	0-0	.000	5/2.5	1	1	0	3-0	9/4.5
<b>TOTAL</b>	<b>22-0</b>	<b>121</b>	<b>24-39</b>	<b>.615</b>	<b>4-11</b>	<b>.364</b>	<b>7-9</b>	<b>.788</b>	<b>28/1.3</b>	<b>8</b>	<b>6</b>	<b>3</b>	<b>13-0</b>	<b>59/2.7</b>

### Career BIG EAST Statistics

Season	GP-GS	MP	FG-FGA	PCT.	3PT-A	PCT.	FT-FTA	PCT.	REB./AVG.	A	S	B	PF-D	PTS/AVG.
2007-08	Did not play													
2008-09	11-0	16	4-6	.667	1-2	.500	0-0	.000	5/0.5	0	0	1	3-0	9/0.8
2009-10														
<b>TOTAL</b>	<b>11-0</b>	<b>16</b>	<b>4-6</b>	<b>.667</b>	<b>1-2</b>	<b>.500</b>	<b>0-0</b>	<b>.000</b>	<b>5/0.5</b>	<b>0</b>	<b>0</b>	<b>1</b>	<b>3-0</b>	<b>9/0.8</b>













## 2009-10 Game-By-Game Statistics

Opponent	Overall		3-Point			FT-A	Pct.	O-D-Tot.	PF	A	TO	B	S	Pts
	FG-A	Pct.	FG-A	Pct.	Pct.									
North Florida	27-55	.491	7-15	.467	4-5	.800	7-15-22	14	16	12	1	6	65	
<b>Notre Dame</b>	<b>28-50</b>	<b>.560</b>	<b>14-25</b>	<b>.560</b>	<b>16-19</b>	<b>.842</b>	<b>8-21-29</b>	<b>8</b>	<b>21</b>	<b>11</b>	<b>4</b>	<b>7</b>	<b>86</b>	
Saint Francis	26-54	.481	13-19	.684	7-10	.700	6-15-21	24	16	16	1	7	72	
<b>Notre Dame</b>	<b>34-61</b>	<b>.557</b>	<b>12-23</b>	<b>.522</b>	<b>15-22</b>	<b>.682</b>	<b>16-24-40</b>	<b>13</b>	<b>20</b>	<b>13</b>	<b>4</b>	<b>8</b>	<b>95</b>	



## 2009-10 Box Scores

### Game 1

**Notre Dame 86, North Florida 65**  
**November 14, 2009**  
**Purcell Pavilion at the Joyce Center - Notre Dame, Ind.**

North Florida	FG-A	FG-A	FT-A	REB	PF	TP	A	TO	BK	ST	MIN
Andy Diaz	5-10	0-0	0-0	2-0-2	4	10	3	1	0	1	21
David Jeune	3-5	0-1	0-0	0-2-2	1	6	1	1	0	0	19
Brad Haugabrook	2-5	0-0	0-0	1-3-4	0	4	0	2	0	0	21
Jeron Granberry	5-9	2-3	1-1	0-0-0	1	13	3	2	0	0	25
Stan Januska	5-6	4-5	0-0	0-2-2	4	14	3	1	0	0	17
William Wilson	3-4	1-1	0-0	1-2-3	0	7	3	0	0	5	26
Matt Sauey	1-3	0-0	3-4	0-1-1	3	5	2	1	1	0	14
Eni Cuka	0-6	0-4	0-0	0-1-1	1	0	0	1	0	0	16
Germaine Sparks	1-3	0-0	0-0	0-1-1	0	2	1	0	0	0	17
Zach Riggins	1-3	0-1	0-0	0-0-0	0	2	0	1	0	0	16
Kyle Groothuis	1-1	0-0	0-0	1-2-3	0	2	0	0	0	0	8
Team				2-1-3							2
<b>TOTALS</b>	<b>27-55</b>	<b>7-15</b>	<b>4-5</b>	<b>7-15-22</b>	<b>14</b>	<b>65</b>	<b>15</b>	<b>12</b>	<b>1</b>	<b>6</b>	<b>200</b>

FG%: 1st Half 7-24, .292; 2nd Half 20-31, .645; Game .491; 3-PT%: 1st Half 2-7, .286; 2nd Half 5-8, .625; Game .467; FT%: 1st Half 0-0, .00; 2nd Half 4-5, .800; Game .800; Deadball: 1.

Notre Dame	FG-A	FG-A	FT-A	REB	PF	TP	A	TO	BK	ST	MIN
Tyrone Nash	1-2	0-0	2-4	0-3-3	2	4	1	1	1	3	24
Luke Harangody	5-13	0-3	9-9	1-6-7	0	19	4	0	2	0	26
Tory Jackson	3-4	3-4	0-0	1-1-2	0	9	7	1	0	0	27
Jonathan Peoples	4-7	3-5	0-0	1-2-3	0	11	3	2	0	1	30
Ben Hansbrough	5-6	5-5	4-4	0-2-2	0	19	4	2	0	1	31
Tom Kopko	0-0	0-0	0-0	0-0-0	0	0	0	1	0	0	2
Tim Abromaitis	5-6	3-4	0-0	2-2-4	1	13	0	0	0	0	21
Joey Brooks	1-2	0-1	0-0	0-0-0	1	2	0	0	0	1	4
Mike Broghammer	2-3	0-0	1-2	2-0-2	1	5	0	0	0	0	9
Carleton Scott	2-6	0-3	0-0	0-1-1	2	4	1	3	0	0	15
Tim Andree	0-0	0-0	0-0	0-0-0	0	0	0	1	0	0	2
Jack Cooley	0-1	0-0	0-0	1-1-2	1	0	1	0	1	1	9
Team				0-3-3							
<b>TOTALS</b>	<b>28-50</b>	<b>14-25</b>	<b>16-19</b>	<b>8-21-29</b>	<b>8</b>	<b>86</b>	<b>21</b>	<b>11</b>	<b>4</b>	<b>7</b>	<b>200</b>

FG%: 1st Half 14-23, .609; 2nd Half 14-27, .519; Game .560; 3-PT%: 1st Half 8-13, .615; 2nd Half 6-12, .500; Game .560; FT%: 1st Half 11-13, .846; 2nd Half 5-6, .833; Game .842; Deadball: 2.

**SCORE BY PERIODS**

	1	2	F
North Florida	16	49	65
Notre Dame	47	39	86

**OFFICIALS:** Mike Stuart, Brent Hampton, Todd Williams

**TECHNICALS:** North Florida - None. Notre Dame - None

**ATTENDANCE:** 8,048

**Notes:** Notre Dame improved to 2-0 versus North Florida and 7-0 versus teams from the Atlantic Sun Conference ... The Irish improved to 87-18 (829) all-time in season openers and 36-6 (.857) at Purcell Pavilion at the Joyce Center ... Notre Dame is 10-0 in season openers under Mike Brey ... Ben Hansbrough tied a Purcell Pavilion record as he went 5-5 from three-point range en route to a 19-point performance in his Notre Dame debut ... Tim Abromaitis scored a career-high 13 points and registered double figures for the first time in his career ... Luke Harangody scored in double figures for the 87th time in his career ... Tory Jackson's seven assists moved him into a tie for fifth-place on the all-time career assist list with 516.

### Game 2

**Notre Dame 95, Saint Francis (PA) 72**  
**November 16, 2009**  
**Purcell Pavilion at the Joyce Center - Notre Dame, Ind.**

Saint Francis	FG-A	FG-A	FT-A	REB	PF	TP	A	TO	BK	ST	MIN
Cedric Latimer	5-7	1-3	1-1	2-0-2	5	12	2	4	0	0	18
Kurt Hoffman	0-1	0-0	2-2	1-3-4	3	2	2	4	0	1	22
Devin Sweeney	6-13	2-2	2-5	0-4-4	4	16	2	4	1	1	30
Chris Johnson	0-4	0-0	0-0	0-1-1	1	0	6	0	0	2	18
Sorena Orandi	2-4	2-3	2-2	0-1-1	0	8	1	0	0	1	18
Chris McFarland	0-0	0-0	0-0	0-0-0	0	0	0	0	0	0	1
Austin Fowler	1-2	1-1	0-0	0-0-0	0	3	1	0	0	2	10
Umar Shannon	7-11	4-6	0-0	0-0-0	1	18	0	0	0	0	25
Anthony Ervin	4-8	2-3	0-0	0-0-0	2	10	1	1	0	0	22
Tony Peters	0-1	0-0	0-0	1-1-2	3	0	0	0	0	0	13
Will Felder	1-3	1-1	0-0	1-3-4	5	3	1	3	0	0	21
Ron Johnson	0-0	0-0	0-0	0-1-1	0	0	0	0	0	0	2
Team				1-1-2							2
<b>TOTALS</b>	<b>26-54</b>	<b>13-19</b>	<b>7-10</b>	<b>6-15-21</b>	<b>24</b>	<b>72</b>	<b>16</b>	<b>16</b>	<b>1</b>	<b>7</b>	<b>200</b>

FG%: 1st Half 13-26, .500; 2nd Half 13-28, .464; Game .481; 3-PT%: 1st Half 7-11, .636; 2nd Half 6-8, .750; Game .684; FT%: 1st Half 5-8 .625; 2nd Half 2-2, 1.000; Game .700; Deadball: 1

Notre Dame	FG-A	FG-A	FT-A	REB	PF	TP	A	TO	BK	ST	MIN
Tyrone Nash	5-6	0-0	1-1	2-1-3	4	11	0	3	0	1	18
Luke Harangody	8-17	3-6	8-11	3-6-9	3	27	2	4	2	0	36
Tory Jackson	4-8	1-3	0-0	3-4-7	1	9	9	1	0	3	37
Jonathan Peoples	2-4	0-1	0-0	1-0-1	1	4	0	1	1	3	24
Ben Hansbrough	5-10	4-6	4-8	2-2-4	1	18	7	1	0	0	36
Tim Abromaitis	6-10	3-6	2-2	2-3-5	2	17	2	1	1	0	27
Joey Brooks	1-1	0-0	0-0	0-0-0	0	2	0	0	0	0	2
Mike Broghammer	1-1	0-0	0-0	0-0-0	0	2	0	0	0	0	2
Carleton Scott	2-2	1-1	0-0	0-4-4	1	5	0	1	0	1	16
Jack Cooley	0-2	0-0	0-0	1-0-1	0	0	0	0	0	0	2
Team				2-4-6							
<b>TOTALS</b>	<b>34-61</b>	<b>12-23</b>	<b>15-22</b>	<b>16-24-40</b>	<b>13</b>	<b>95</b>	<b>20</b>	<b>13</b>	<b>4</b>	<b>8</b>	<b>200</b>

FG%: 1st Half 14-26, .538; 2nd Half 20-35, .571; Game .557; 3-PT%: 1st Half 7-13, .538; 2nd Half 5-10, .500; Game .522; FT%: 1st Half 10-13, .769; 2nd Half 5-9, .556; Game .682; Deadball: 3

**SCORE BY PERIODS**

	1	2	F
Saint Francis	38	34	72
Notre Dame	45	50	95

**OFFICIALS:** Ed Corbett, Chris Beaver, Evon Burroughs

**TECHNICALS:** Saint Francis - None. Notre Dame - None

**ATTENDANCE:** 7,512

**Notes:** With the victory, Notre Dame now leads the all-time series 11-0 ... The Irish improved to 23-0 all-time versus teams from the Northeast Conference ... Notre Dame extended it non-conference win streak to 39 games ... Luke Harangody moved into seventh on the all-time career scoring list with 1,869 career points ... Harangody recorded his 47th career game with 20-plus points ... Tim Abromaitis registered his second consecutive double-figure outing (first time in his career) ... Tyrone Nash's 11 points marked a career high and was the second time in his career in double figures.



**2009-10 Notre Dame Men's Basketball**  
**Notre Dame Season Box Score (as of Nov 16, 2009)**  
**All games**

<b>RECORD:</b>	<b>OVERALL</b>	<b>HOME</b>	<b>AWAY</b>	<b>NEUTRAL</b>
ALL GAMES	2-0	2-0	0-0	0-0
CONFERENCE	0-0	0-0	0-0	0-0
NON-CONFERENCE	2-0	2-0	0-0	0-0

##	Player	gp-gs	min	avg	Total		3-Point		F-Throw		Rebounds				pf	dq	a	to	blk	stl	pts	avg
					fg-fga	fg%	3fg-fga	3fg%	ft-fa	ft%	off	def	tot	avg								
44	HARANGODY, Luke	2-2	62	31.0	13-30	.433	3-9	.333	17-20	.850	4	12	16	8.0	3	0	6	4	4	0	46	23.0
23	HANSBROUGH, Ben	2-2	67	33.5	10-16	.625	9-11	.818	8-12	.667	2	4	6	3.0	1	0	11	3	0	1	37	18.5
21	ABROMAITIS, Tim	2-0	48	24.0	11-16	.688	6-10	.600	2-2	1.000	4	5	9	4.5	3	0	2	1	1	0	30	15.0
03	JACKSON, Tory	2-2	64	32.0	7-12	.583	4-7	.571	0-0	.000	4	5	9	4.5	1	0	16	2	0	3	18	9.0
20	PEOPLES, Jonathan	2-2	54	27.0	6-11	.545	3-6	.500	0-0	.000	2	2	4	2.0	1	0	3	3	1	4	15	7.5
01	NASH, Tyrone	2-2	42	21.0	6-8	.750	0-0	.000	3-5	.600	2	4	6	3.0	6	0	1	4	1	4	15	7.5
34	SCOTT, Carleton	2-0	31	15.5	4-8	.500	1-4	.250	0-0	.000	0	5	5	2.5	3	0	1	4	0	1	9	4.5
33	BROGHAMMER, Mike	2-0	11	5.5	3-4	.750	0-0	.000	1-2	.500	2	0	2	1.0	1	0	0	0	0	0	7	3.5
32	BROOKS, Joey	2-0	6	3.0	2-3	.667	0-1	.000	0-0	.000	0	0	0	0.0	1	0	0	0	0	1	4	2.0
41	ANDREE, Tim	1-0	2	2.0	0-0	.000	0-0	.000	0-0	.000	0	0	0	0.0	0	0	0	1	0	0	0	0.0
05	KOPKO, Tom	1-0	2	2.0	0-0	.000	0-0	.000	0-0	.000	0	0	0	0.0	0	0	0	1	0	0	0	0.0
45	COOLEY, Jack	2-0	11	5.5	0-3	.000	0-0	.000	0-0	.000	2	1	3	1.5	1	0	1	0	1	1	0	0.0
Team											2	7	9					1				
Total.....		2	400		62-111	.559	26-48	.542	31-41	.756	24	45	69	34.5	21	0	41	24	8	15	181	90.5
Opponents.....		2	400		53-109	.486	20-34	.588	11-15	.733	13	30	43	21.5	38	-	32	28	2	13	137	68.5

<b>Score by Periods</b>	<b>1st</b>	<b>2nd</b>	<b>Totals</b>
Notre Dame	92	89	181
Opponents	54	83	137

**2009-10 Notre Dame Men's Basketball**  
**Notre Dame Season Schedule/Results & Leaders (as of Nov 16, 2009)**  
**All games**

<b>RECORD:</b>	<b>OVERALL</b>	<b>HOME</b>	<b>AWAY</b>	<b>NEUTRAL</b>
ALL GAMES	2-0	2-0	0-0	0-0
CONFERENCE	0-0	0-0	0-0	0-0
NON-CONFERENCE	2-0	2-0	0-0	0-0

<b>Date</b>	<b>Opponent</b>	<b>Score</b>	<b>Att.</b>	<b>High Points</b>	<b>High Rebounds</b>
11-14-09	NORTH FLORIDA	W 86-65	8048	(19)HANSBROUGH, Ben (19)HARANGODY, Luke	(7)HARANGODY, Luke
11-16-09	ST. FRANCIS (PA)	W 95-72	7512	(27)HARANGODY, Luke	(9)HARANGODY, Luke

\* - Conference game

<b>Attendance Summary</b>	<b>Games</b>	<b>Attend</b>	<b>Avg/Game</b>
Home	2	15560	7780
Away	0	0	0
Neutral	0	0	0
Total	2	15560	7780