

2005 NATIONAL INVITATION TOURNAMENT



HOLY CROSS (24- 6) at NOTRE DAME (17- 11) Tuesday, March 15 — 7:00 p.m. First Round — ESPN2 Joyce Center (11,418)

Television: ESPN2 — Dave Pasch (play-by-play analyst) and Tim McCormick (color analyst)

Radio: Notre Dame Sports Properties (Jack Lorri, Jack Nolan) originates the Notre Dame Radio Network which includes: WZOW 97.7 FM and 102.3 FM (South Bend, Ind./Michiana Region); ESPN 1000 AM (Chicagoland area); ESPN 950 AM (Indianapolis, Ind.); WGL 1250 (Fort Wayne, Ind. and Northeast Indiana); WEFM 95.9 (Michigan City and Gary, Ind.), WLUV 96.7 FM and 1520 AM (Rockford and DeKalb, Ill. and Beloit and Janesville, Wis.); ESPN 1480 AM-WRSW (Warsaw, Ind.) and WAMW 107.9 FM and 1580 AM in Washington, Ind.). Radio broadcasts also can be heard through the World Wide Web at www.und.com and SIRIUS Satellite Radio.

Real-Time Stats: Live in-game statistics are available for all home games, via the Notre Dame athletic website (www.und.com).

Tonight's Game:

Notre Dame (17-11) plays host to Holy Cross (24-6) in the opening round of the National Invitation Tournament ... Notre Dame is making its second straight appearance in the tournament and ninth overall ... The Irish are making their sixth straight postseason appearance ... Notre Dame teams own a 22-8 overall record in NIT games ... The Joyce Center has played host to the NIT on several occasions and Irish teams are 11-2 in those contests ... The two losses were both in the third round to Michigan (67-66 in a 1997) and Oregon (65-61 in 2004) ... Notre Dame finished sixth in the final BIG EAST regular-season standings with a 9-7 mark in conference play ... Holy Cross won the Patriot League regular-season championship with a 13-1 record, but lost to Bucknell 61-57 in the title game ... The Irish are coming off of a 72-65 loss to Rutgers in the first round of the BIG EAST Championships ... Notre Dame's 9-7 finish in BIG EAST play marks the fifth straight year that the Irish have finished with a winning record in conference play ... Only one other program — Syracuse - has finished above the .500 mark each of the last five seasons ... Five of Notre Dame's 11 losses this season have been by five points or less ... Also, five games have been decided by a single point and the Irish are 3-2 in those contests.

Celebrating 100 Seasons:

The 2004-05 season marks the 100th season for the Notre Dame men's basketball program ... Notre Dame is one of 13 Division I schools celebrating its 100th season of basketball this year ... The others include: Dayton, Delaware, Duke, Georgia, Howard, Illinois, Miami (Ohio), Northwestern, Oregon, Virginia, William and Mary and Wyoming.

Notre Dame played its first varsity game on January 29, 1898 (a 64-8 loss to First Regiment) ... The Irish played two other games that season and finished with a 1-2 record ... The following year, they played two games in 1899 and then did not field a team again until the 1907-08 campaign.

Record Watch:

Chris Thomas needs three three-pointers to break the career three-point field goal mark of 301 held by Matt Carroll (1999-2003) ... Thomas enters the game with 299 career three-pointers ... Jordan Cornette needs one block to break the record of 200 career blocked shots shared by he and LaPhonso Ellis (1988-92).

2004-05 University of Notre Dame Men's Basketball Schedule (17- 11, 9- 7 BIG EAST)

November

4	Thur.	ST. JOSEPH'S- IN (Ex.)	W, 80- 67
10	Wed.	QUINCY (Ex.)	W, 80- 61
19	Fri.	(20/21) HARVARD	W, 66- 59
23	Tue.	(21/21) IPFW	W, 73- 45
26	Fri.	(21/21) CHARLESTON SOUTHERN	W, 54- 38

December

4	Sat.	(20/19) at Michigan (ESPN)	L, 60-61
8	Wed.	at Indiana (ESPN)	W, 55-45
11	Sat.	DEPAUL (ESPN2)	L, 73- 84
19	Sun.	ARMY	W, 71- 52
22	Wed.	MARIST	W, 88- 73
28	Tue.	WESTERN ILLINOIS	W, 78- 61
30	Thur.	SAMFORD	W, 56- 44

January

5	Wed.	at Seton Hall* (ESPN2)	W, 66-65
8	Sat.	VILLANOVA*	W, 78- 72
10	Mon.	SYRACUSE* (7/7) (ESPN)	L, 61- 70
15	Sat.	ST. JOHN'S*	W, 67- 66
19	Wed.	at West Virginia*	W, 70-57
23	Sun.	at Georgetown*	L, 54-55
26	Wed.	at Villanova* (ESPN2)	L, 60-65
30	Sun.	CONNECTICUT* (19/16) (CBS)	W, 78- 74

February

5	Sat.	at Syracuse* (8/8) (ESPN)	L, 57-60
8	Tue.	BOSTON COLLEGE* (4/4) (ESPN2)	W, 68- 65
12	Sat.	at Pittsburgh* (18/T15) (ESPN)	L, 66-68
16	Wed.	GEORGETOWN* (ESPN Classic)	W, 70- 64
19	Sat.	at Providence*	W, 62-61
21	Mon.	at Connecticut* (17/19) (ESPN)	L, 74-88
27	Sun.	UCLA (CBS)	L, 65- 75

March

2	Wed.	RUTGERS* (ESPN Classic)	W, 66- 56
5	Sat.	PITTSBURGH* (24/24) (CBS)	L, 77- 85
9	Wed.	vs. Rutgers@	L, 65-72
15	Tue.	HOLY CROSS#	7:00 p.m.

* - indicates BIG EAST game

@ - BIG EAST Championship (First Round)

- NIT (First Round)

all times local site

() - indicates Associated Press and ESPN/USA Today rankings at time of game

**Associated Press
(Week of Mar. 7)**

	<u>Last Week</u>
1. Illinois	1
2. North Carolina	2
3. Wake Forest	4
4. Kentucky	3
5. Duke	6
6. Louisville	9
7. Boston College	5
8. Arizona	11
9. Kansas	7
10. Oklahoma State	8
11. Gonzaga	12
12. Connecticut	15
13. Michigan State	14
14. Washington	10
15. Utah	16
16. Syracuse	13
17. Oklahoma	20
18. Pacific	17
19. Villanova	19
20. Alabama	21
21. Cincinnati	22
22. Pittsburgh	24
23. Wisconsin	23
24. Nevada	25
25. Charlotte	18

bold indicates 2004- 05 opponent

**ESPN/USA TODAY
(Week of Mar. 7)**

	<u>Last Week</u>
1. Illinois	1
2. Duke	5
3. North Carolina	2
4. Louisville	6
5. Kentucky	4
6. Wake Forest	3
7. Washington	13
8. Oklahoma State	11
9. Arizona	8
10. Kansas	9
11. Gonzaga	12
12. Boston College	7
13. Syracuse	18
14. Connecticut	14
15. Michigan State	10
16. Oklahoma	17
17. Utah	15
18. Florida	25
19. Wisconsin	22
20. Pacific	16
21. Alabama	19
22. Villanova	21
23. Cincinnati	20
24. Texas Tech	NR
25. Georgia Tech	NR

bold indicates 2004- 05 opponent

Brey Gets Number 200:

Head coach Mike Brey captured his 200th career victory in Notre Dame's 62-61 defeat of Providence on February 19 ... In 10 seasons and 308 games, he has compiled a 201-107 record for a .653 winning percentage ... Brey compiled a 99-52 mark at Delaware (1995-2000) in five seasons before coming to Notre Dame ... In his first game as Notre Dame's head coach, he won his 100th career game on November 18, 2000 in a 104-58 victory over Sacred Heart.

100 And Counting:

Notre Dame's 70-64 victory against Georgetown on February 16 gave Irish head coach Mike Brey his 100th at the school ... He reached that mark coaching in his 151st game, becoming the second Notre Dame coach to reach the 100-win mark in 151 games ... He owns a 102-55 career mark (.650) at Notre Dame.

<u>Coach</u>	<u>Games Coached Until 100th Win</u>
George Keogan (1923-43)	130
John Jordan (1951-64)	151
Mike Brey (2000- present)	151
Johnny Dee (1964-71)	173
Digger Phelps (1971-91)	155

Another Unbeaten Falls At The Joyce Center:

Notre Dame's 68-65 win over fourth-ranked and previously unbeaten Boston College (20-0) on February 8 marked the third time in 25 years that an unbeaten team with 20-plus wins suffered a defeat at the Joyce Center ... Prior to that victory, the last time Notre Dame knocked off an undefeated team with 20 or more wins was on February 27, 1980 when No. DePaul brought an unblemished 25-0 record into the Joyce Center ... On that day, the Irish defeated the Blue Demons 76-74 in double overtime ... That game came three years after No. 1 ranked San Francisco come into the Joyce Center on March 1, 1977 with a 29-0 record and left with its first loss of the season (a 93-82 Irish victory).

Irish Finish 2- 4 In Stretch Against Ranked Foes:

In six of its last 11 games, the Irish have played opponents who have been ranked ... Notre Dame is 2-4 versus ranked foes this season ... In a four-game stretch, (Jan. 30-Feb. 12) against Connecticut, Syracuse, Boston College and Pittsburgh, all four opponents were ranked ... The last time a Notre Dame team played four consecutive games against ranked opponents was during the the 1977-78 campaign when that Irish team played five ranked foes during the '78 NCAA Tournament ... That squad was 3-2 in those contests and advanced to the Final Four.

Six Straight Postseason Appearances:

Since the 2000, Notre Dame has appeared in either the NCAA or NIT tournaments each of the last six years ... The Irish played in the 2000 NIT and then earned three consecutive NCAA tournament berths — 2001, 2002 and 2003 — followed by NIT appearances in 2004 and 2004 ... This is the longest stretch of postseason appearances for Irish teams since making six straight from 1983-90 — (NIT in 1983 and 1984 and NCAA from 1985-90).

Starting The Season Ranked:

For the second consecutive year and 24th time in the program's history, Notre Dame began the season ranked — 20th in the Associated Press and 21st in the ESPN/USA Today preseason rankings ... This marks the third time a Notre Dame team under head coach Mike Brey has been ranked ... His first Irish team, the 2000-01 squad, started the year tied for 15th in the AP Poll and were 17th in the ESPN/USA Today ranking ... Last season's 2003-04 squad was 21st and tied for 19th, respectively in the two polls at the start of the year ... Notre Dame climbed to 20th in the AP and 19th in the ESPN/USA Today rankings earlier this season.

Thomas Reaches 2,000- Point Milestone:

With his 16-point performance against West Virginia on January 19, Chris Thomas became the sixth player in Notre Dame history to score 2,000 points ... Thomas has 2,174 career points in 126 career outings and is third on the all-time scoring list ... He ranks behind Austin Carr (2,560) and Adrian Dantley (2,223) and ahead of Pat Garrity (2,085), David Rivers (2,058) and Troy Murphy (2,011).

BIG EAST 1,000:

With his 19-point performance against Boston College on February 8, Chris Thomas became the second player in Notre Dame

Irish On The Road Under Brey:

	<u>Away</u>	<u>Neutral</u>	<u>Overall</u>
2004-05	4-6	0-1	4-7
2003-04	6-5	2-1	8-6
2002-03	4-5	6-2	10-7
2001-02	8-4	5-3	13-7
2000-01	6-4	2-2	8-6
Totals	28- 24	15- 9	43- 33
	(.538)	(.625)	(.566)

NOTRE DAME STARTING LINEUP:

2004-05 Statistics									
No.	Player	Pos	Ht.	Wt.	Class	PPG	RPG	Other	Notes:
34	Torin Francis	F	6-11	252	Jr.	9.4	8.0	682 career rebounds	23 career double-doubles
41	Dennis Latimore	F	6-9	238	Sr.	7.3	4.4	11 games in double figures	Has been in the starting lineup in 14 games
1	Chris Thomas	G	6-1	190	Sr.	14.0	4.9	6.6 aspg.	2,174 career points and 824 career assists
2	Chris Quinn	G	6-2	185	Jr.	12.6	2.8	66 three-pointers	Suffered bruised right clavicle against Rutgers
15	Colin Falls	G	6-4	204	So.	12.4	2.1	89 three-pointers	Career-high 28 points vs. Pittsburgh

2004-05 Statistics									
No.	Player	Pos	Ht.	Wt.	Class	PPG	RPG	Other	Notes:
5	Omari Isreal	F	6-9	233	So.	1.4	1.8	19 games played	Has averaged 14.6 minutes in last four games
11	Rick Cornett	F	6-8	256	Jr.	3.6	2.5	25 games played	14 points and 14 rebounds versus Providence
12	Jordan Cornette	F	6-10	236	Sr.	4.3	4.5	200 career blocks	Needs 1 to become Irish career shot block leader
21	Ben Nickol	F	6-5	218	Jr.	0.3	0.0	6 games played	First-year walk-on
24	Chris Murphy	F	6-6	210	Jr.	0.0	0.0	2 games played	First year walk-on
31	Rob Kurz	F	6-9	219	Fr.	0.6	0.7	13 games played	Lone freshman on Irish roster
43	Russell Carter	G	6-4	223	So.	3.3	1.4	7.9 minutes per game	Career bests of 12 points and 22 minutes versus Rutgers
55	Greg Bosl	G	6-1	198	Sr.	0.0	0.1	5 games played	Second-year walk-on

history and 25th player overall to score 1,000 points in BIG EAST play (regular-season games only) ... In 64 career BIG EAST games, he scored 1,099 points for a 17.2 career average ... The only other player to score 1,000 points in league play was Pat Garrity who scored 1,107 points in 54 league contests from 1995-98 for a 20.5 scoring average.

BIG EAST 400:

Chris Thomas became the third player in BIG EAST history with 400 career assists ... He finished with 413 career assists in 64 games to rank second all-time ... Sherman Douglas (Syracuse - 1985-89) who holds the record with 426 in 61 games ... Sean Miller (Pittsburgh - 1987-92) is third on the list with 401 in 66 career contests.

Thomas Earns Third Team All-BIG EAST Honors:

Chris Thomas earned BIG EAST all-conference honors for the fourth time in his career when he was named as a third-team selection ... As a freshman in 2001-02, he also was selected as a third-team honoree ... As a sophomore and junior, he garnered second-team accolades.

Thomas In The Record Books:

Chris Thomas has made a record 127 consecutive starts and has not missed a game during his Irish career ... When he sat out the first eight minutes of the second half against St. John's on January 15 with a concussion sustained in the first half, it marked the first time in his career that he missed any part of a game due to injury ... The consecutive games started mark was formerly held by Pat Garrity (1994-98) who started all 111 contests of his career ... Thomas also holds career record for assists (824) and steals (243).

The Captains:

For the second time in school history and for the second consecutive year, Notre Dame has four captains ... Seniors Chris Thomas and Jordan Cornette are captains again along with juniors Torin Francis and Chris Quinn.

Road Warriors:

In Mike Brey's four-plus seasons, his Irish teams have compiled a road record of 43-33 (.566) ... That includes a 28-24 (.538) in true road games and a 15-9 (.625) in neutral site contests.

Scouting the Irish:

Notre Dame has struggled defensively in its last five games as the Irish have yielded 75.2 points per game ... Overall, opponents are averaging 63.6 points ... Prior to the back-to-back losses to Connecticut and UCLA, Notre Dame's previous seven losses had been by a combined 32 points and its five BIG EAST regular-season losses totalled 20 points ... The 11 losses this season are by a combined 63 points (5.7 points per game) ... Five of the 28 games this season have been decided by a single point (four of those BIG EAST contests) ... Notre Dame is 3-2 in those contests and 3-1 in conference regular-season games decided by one point ...

Notre Dame's Most- Played Rivals	
Marquette	105 games.....ND leads 75-30
Butler	101 games.....ND leads 71-30
Michigan State ..	94 games
DePaul.....	92 games
Northwestern ..	86 games
Indiana.....	67 games
Kentucky.....	58 games
Pittsburgh	50 games ...Series tied 25-25
UCLA	45 games ...UCLA leads 26-20

Series Record vs. Holy Cross

Notre Dame leads 10-2
Home: 4-0, Away: 1-0, Neutral 5-2

Date	Site	Result	Score
12-31-34	Boston, MA	W	45-19
1-5-53	Boston, MA	W	73-71
1-15-54	Boston, MA	W	83-61
12-30-54	New Orleans	W	74-69
1-8-55	Boston, MA	L	57-93
2-12-55	Boston, MA	L	84-72
2-4-57	Boston, MA	W	99-82
2-28-58	Notre Dame, IN	W	86-58
1-20-75	Notre Dame, IN	W	96-91
2-9-77	Notre Dame, IN	W	91-73
1-6-84	Worcester, MA	W	73-61
1-16-85	Notre Dame, IN	W	96-61

Scoring	Total	Average
Notre Dame	957	79.8
Holy Cross	811	67.6

Current Win Streak: Notre Dame, 6 games
Brey vs. Holy Cross: 0-0
ND Biggest Win: 35 (96-61 on 1-16-85)
Holy Cross Biggest Win: 36 (93-57 on 1-8-55)
ND Biggest Win Streak: 6 (from 1957-85)
Holy Cross Biggest Win Streak: 2 (in 1955)

Inside the Irish Numbers

By Day

On Sundays:	2-2
On Mondays:	0-2
On Tuesdays:	3-0
On Wednesdays:	6-2
On Thursdays:	1-0
On Fridays:	2-0
On Saturdays:	3-5

By Time

Night Games:	13-6
Day Games:	4-5

By Location

Home Games:	13-4
Road Games:	4-6
Neutral Games:	0-1

By Halftime Score

Lead at halftime:	12-3
Trail at halftime:	2-6
Tied at halftime:	2-2

By Rebound Margin

Outrebounding opponents:	7-3
Outrebounded by opponents:	9-7
Same number of rebounds:	1-1

By Field Goal Shooting

Shoot better from field:	9-3
Shoot worse from field:	8-8
Shoot same from field:	0-0
Shoot 50% or better:	4-0
Shoot less than 50%:	13-10
Keep opponents under 50%:	16-7
Keep opponents under 40%:	7-3

By Free Throw Margin

Hit more free throws:	15-4
Hit fewer free throws:	2-7
Same number of free throws:	0-0

By Turnovers

Commit fewer turnovers:	10-2
Commit more turnovers:	7-5
Commit same number of turnovers:	0-4

By Margin

One-point games:	3-2
Two-point games:	0-0
Three-point games:	1-2
Four-point games:	1-0
5-10 point games:	5-5
11-20 point games:	6-2
21-30 point games:	1-0
31+point games:	0-0

By Conference

BIG EAST	9-8
Ivy League	1-0
Independent	1-0
Big South	1-0
Big 10	1-1
Conference USA	0-1
Patriot League	1-0
Metro Atlantic Athletic	1-0
Mid-Continent	1-0
Ohio Valley	1-0
Pac-10	0-1

By Month

In November	3-0
In December	5-2
In January	5-3
In February	3-4
In March	1-2

Thirteen of the 17 BIG EAST contests the Irish have played have been decided by less than 10 points ... The only double-digit decisions were a 70-57 win at West Virginia, an 88-74 loss at Connecticut and a 66-56 win over Rutgers at the Joyce Center ... Notre Dame is 13-4 at the Joyce Center this season ... The 88 points the Irish gave up to Connecticut on Monday night were the most that they had given up all season ... Defensively, the Irish have held eight of their opponents to 57 points and under ... The 6.3.6 scoring average is the fewest ever allowed by the Irish during the Mike Brey era ... On eight occasions this season — DePaul (84), Marist (73), Villanova (72), Syracuse (70), Connecticut (74 and 88), UCLA (75), Pittsburgh (85) and Rutgers (72) — have Irish opponents scored more than 70 points this season ... Notre Dame is averaging 67.1 points, the lowest total during Brey's tenure ... Three players are averaging double figures — Chris Thomas (14.0), Chris Quinn (12.6), Colin Falls (12.4), while Torin Francis is averaging 9.4 ppg. and Dennis Latimore 7.3 ppg. ... Francis leads the team in rebounding with 8.0 rebounds ... Thomas also leads the team in both assists (6.6) and steals (2.1), while Jordan Cornette is the team leader in blocks (45).

Irish In The National Statistics:

Chris Thomas stands 13th in assists (6.6 aspg.), while the Irish as a team are 18th in three-point field goals made (8.6).

Series Record vs. Holy Cross:

Tonight's game will be the first meeting between the two schools since January 16, 1985 when Notre Dame defeated Holy Cross 96-61 ... This evening's matchup is the 13th all-time and the first-ever in the postseason ... The Irish lead the series 10-2 and are 3-0 versus the Crusaders at the Joyce Center ... Holy Cross' last win in the series was an 84-72 on December 12, 1955.

Notre Dame Vs. Patriot League:

Holy Cross will be the second Patriot League opponent the Irish have faced this season ... On December 19, Notre Dame defeated Army 71-52 at the Joyce Center ... Notre Dame is 39-4 (.907) all-time versus Patriot League opponents.

The Irish All-Time:

In 100 seasons, Irish teams have posted a 1565-862 mark (.645).

Thomas A Finalist Senior Class Award:

Chris Thomas is finalist for the Bayer Advantage Senior CLASS (Celebrating Loyalty and Achievement for Staying in School) Award ... The award is presented annually to the nation's senior player-of-the-year for NCAA Division I men's and women's basketball ... Irish women's basketball player Jacqueline Batteast is also a finalist on the women's side.

Special Company:

Chris Thomas reached a milestone against UCLA on February 27 that only two other players in NCAA history have accomplished ... With 2,174 points and 824 assists to his credit, Thomas is the third player in NCAA history with 2,000 points and 800 assists ... Sherman Douglas (Syracuse - 1985-89) finished his career with 2,060 points and 960 assists, while Gary Payton (Oregon State - 1986-90) had 2,172 points and 939 assists.

Home Sweet Home:

Since the inaugural season (1968-69) at the Joyce Center, Notre Dame owns a 444 -135 record all-time for a .767 winning percentage ... The Irish are 59-20 (.747) at the Joyce Center during Mike Brey's five seasons, and since the 1996-97 campaign, they own a 107-36 mark for a .748 winning percentage ... Notre Dame's 13-4 mark at home already this season marks the seventh time in eight years that the Irish have won 10 or more home games.

BIG EAST ROAD RECORDS IN LEAGUE PLAY SINCE 2000-01

<u>Team</u>	<u>Record</u>
Boston College	25-15 (.625)
Pittsburgh	24-16 (.600)
Syracuse	22-18 (.550)
Connecticut	22-18 (.550)
Notre Dame	21-19 (.525)
Georgetown	17-23 (.425)
Providence	17-23 (.425)
Villanova	16-24 (.400)
Seton Hall	11-29 (.275)
St. John's	8-32 (.200)
West Virginia	10-30 (.250)
Rutgers	3-37 (.075)

Toughest Ticket in Town:

Notre Dame's success on the hardwood has paid dividends at the box office ... For the fourth consecutive year, the number of season ticket holders increased and there have been nine sellouts ... Notre Dame students also showed their support for the Irish as the student allotment of 3,000 was a complete sellout in less than three hours ... Notre Dame had nine sellouts at home this season — the second-highest total since 1995-96.

Irish Head Coach Mike Brey

- Named the 17th head coach at the University of Notre Dame on July 14, 2000
- A 18-year veteran of the college ranks...
 - University of Notre Dame (head coach) — 2000-05 (five seasons)
 - University of Delaware (head coach) — 1995-2000 (five seasons)
 - Duke University (assistant coach) — 1987-95 (eight seasons)
- Has compiled a **102- 55 (.650)** record in four-plus seasons as the Irish head coach

	<u>Overall</u>	<u>BIG EAST (regular season)</u>
2000-01	20-10	11-5 (1st place - West Division)
2001-02	22-11	10-6 (2nd place - West Division)
2002-03	24-10	10-6 (3rd place - West Division)
2003-04	19-13	9-7 (7th place)
2004-05	17-11	9-7 (6th place)
	102- 55 (.650)	49- 31 (.613)

- Owns a 201-107 (.653) record as a head coach and has guided five of his 10 teams to NCAA tournament play; eight of those teams have advanced to the postseason (three NIT appearances)
- In his first season, led Notre Dame to the 2000-01 BIG EAST West Division championship (its first league regular-season title in school history). In 2002-03, guided the Irish to their first Sweet 16 appearance since 1987
- He is only coach in the program's history to lead his teams to three consecutive 20-win seasons and three straight NCAA tournament appearances in his first three seasons
- In 2003-04, guided Notre Dame to victories over defending national champion Syracuse ('03) and eventual national champion Connecticut ('04)
- Spent eight years as an assistant coach under Mike Krzyzewski at Duke and during that time the Blue Devils advanced to the Final Four six times and won national championships in both 1991 and '92. While there, Duke compiled a 216-65 record



- Played at DeMatha High School under legendary coach Morgan Wootten and graduated from there in 1977. Also served as an assistant coach for Wootten from 1982-87
- Received DeMatha High School's Distinguished Alumnus Award in October 2003
- Recipient of 2003 Coaches vs. Cancer Champion Award in recognition of his fund-raising efforts for the Coaches vs. Cancer Program and a member of the CVC National Council
- Signed a contract extension through 2011 on October 25, 2004

Mike Brey vs. Ranked Opponents:

Overall: 16-34
at Notre Dame: 16-28
 (2004-05: 2-5; 2003-04: 2-8; 2002-03: 5-6; 2001-02: 3-6; 2000-01: 4-3)
at Delaware: 0-6

Mike Brey in Overtime Games at Notre Dame:

Overall: 3-0
 at Georgetown (2/9/02) 116-111 (4 OT)
 at Boston College (1/25/03) 101-96
 vs. Georgetown (2/1/03) 93-92 (2OT)

Irish Medical Update:

Since March of 2004, five Irish players have had some type of surgical procedure ... Forward Torin Francis had back surgery on March 8 to repair a herniated disc ... He returned to the basketball court in June and was able to play with the team during its summer off-season conditioning program ... Point guard Chris Thomas underwent arthroscopic surgery on his left knee on April 9 for a tear on his left kneecap ... He was cleared to return to the court in August ... Rick Cornett had surgery for a stress fracture (broken left foot) on July 23 ... Rob Kurz had surgery on September 14 for a fractured jaw and walk-on Greg Bosl had surgery to remove a screw in his foot after suffering a break in August.

BIG EAST Distinction:

Notre Dame and Syracuse are the only two schools to post winning conference records in BIG EAST play each of the last five seasons ... Notre Dame has gone 11-5 (2000-01), 10-6 (2001-02), 10-6 (2002-03), 9-7 (2003-04) and 9-7 (2004-05), while Syracuse has posted marks of 10-6 (2001-01), 9-7(2001-02), 13-3 (2002-03), 11-5 (2003-04) and 11-5(2004-05).

BIG EAST Season No. 10 for Irish:

The 2004-05 campaign marks Notre Dame's 10th year as a member of the BIG EAST Conference ... In nine-plus seasons as a conference member, Notre Dame owns a 84-84 record all-time in conference regular-season play for a .500 winning percentage ... In their first five years, Irish teams were 35-53 (.398), but since Mike Brey took over the program, Notre Dame has compiled a 49-31 (.613) mark in regular-season play.

BIG EAST Formula For Success Under Brey:

Since his arrival at Notre Dame, Mike Brey has led Notre Dame to a 49-31 (.605) record in BIG EAST regular-season games and a 2-5 mark in tournament play for an overall of 51-36 (.586) against league foes ... In Brey's first season, the Irish posted their first-ever winning record in BIG EAST play and won the BIG EAST West Division title with an 11-5 mark ... Prior to Brey's arrival at Notre Dame, Irish teams had a 35-53 (.398) regular-season record since joining the league in 1995-96.

Over The Century Mark:

Notre Dame has scored 100-plus points five times during the Mike Brey era ... The last 100-point effort by an Irish team was in a 101-96 overtime decision at Boston College on January 25, 2003.

Mike Brey Among BIG EAST's Best

Since his arrival, Mike Brey has compiled a 51-36 (.593) record in BIG EAST games (49-31 in regular season and 2-5 in tournament contests). Here's how the Irish coach ranks against some of the BIG EAST's best (both past and present)...

Tom Davis (BC: 1979-92).....	21-17 (.553)
Gary Williams (BC:1982-96)	33-37 (.471)
Al Skinner (BC: 1997-)	74- 73 (.503)
Jim Calhoun (UC: 1986-) ...	234- 127 (.637)
John Thompson (GU: 1979-99).....	231-123 (.653)
Paul Evans (UP: 1986-94).....	76-70 (.524)
Ben Howland (UP: 1999-03).....	46-29 (.613)
Jamie Dixon (UP: 1997-)	25- 11 (.694)
Rick Barnes (PC: 1988-94)	52-60 (.464)
Pete Gillen (PC: 1994-98)	38-43 (.469)
Tim Welsh (PC: 1998-)	54- 68 (.443)
Lou Carnesecca (SJU: 1979-92).....	139-80 (.635)
Mike Jarvis (SJU: 1998-03)	57-36 (.613)
P.J. Carlesimo (SH: 1982-94).....	90-130 (.409)
Tommy Amaker (SH: 1997-01).....	35-39 (.473)
Louis Orr (SH: 2001-).....	30- 38 (.441)
Jim Boheim (SU: 1979-) ..	310- 166 (.643)
Rollie Massimino (VU: 1979-92).....	123-92 (.572)
Steve Lappas (VU: 1992-01).....	96-79 (.559)
Jay Wright (VU: 2001-)	36- 36 (.500)

IRISH ONE OF BIG EAST'S BEST DURING LAST FIVE SEASONS

Since Mike Brey's arrival, Notre Dame owns one of the BIG EAST's best regular-season records.

Record

Connecticut.....	56-24 (.700)
Pittsburgh	56-24 (.700)
Boston College.....	54-26 (.675)
Syracuse.....	54-26 (.675)
NOTRE DAME	49-31 (.613)
Providence	40-40 (.500)
Villanova.....	40-40 (.500)
Georgetown.....	37-43 (.463)
Seton Hall	34-46 (.418)
St. John's	28-52 (.350)
West Virginia	28-52 (.350)
Rutgers	24-56 (.300)

Shuffling The Lineup:

Irish coach Mike Brey has used three different starting lineups this season ... In 2003-04, injuries forced Brey into seven different starting rotations ... Below is list of the three different starting lineups that have been used and Notre Dame's record when starting those five players...

- Torin Francis, Jordan Cornette, Dennis Latimore, Chris Thomas and Chris Quinn (used this starting lineup through first seven games) — 5-2
- Jordan Cornette, Torin Francis, Chris Thomas, Chris Quinn and Colin Falls (Marist/St. John's/WVU/Georgetown (2)/Villanova/UConn (2)/Syracuse/BC/Pitt/ Providence/UCLA games) — 7-7
- Torin Francis, Dennis Latimore, Chris Thomas, Chris Quinn and Colin Falls (Western Illinois/Samford/Seton Hall/Villanova/Syracuse/Rutgers (2) games) — 5-2

Heart and Soul

Chris Thomas has long been regarded as the heart and soul of the Irish team by his teammates ... Thomas' performance in the win against St. John's on January 15 proved that ... Thomas suffered a concussion after colliding with a Red Storm player at the end of the first half and missed the first eight minutes of the second half ... It marked the first time that he had ever missed any portion of a game for injury ... Returning to the lineup, he played the final 12 minutes ... Thomas hit 3-4 from the free-throw line and then hit the game-winning shot — a three-pointer with six seconds remaining — that marked his only field goal attempt of the second half.

Finally...Victory In Bloomington:

Notre Dame's win against Indiana was about as good as it gets for the Irish, who had not beaten the Hoosiers in 31 years in Bloomington ... The last time a Notre Dame team defeated Indiana at Assembly Hall was on December 11, 1973 ... The win snapped a 13-game skid in Bloomington and also ended an eight-game losing streak (the longest in the series history) ... Notre Dame had not beaten Indiana since November 29, 1994, and heading into the contest, had lost 13 of the previous 14 matchups ... The 45 points allowed by Notre Dame were the fewest in the series since December 12, 1931 (a 23-12 Indiana victory) spanning 58 games ... Irish head coach Mike Brey remarked after the game that the last time Notre Dame defeated Indiana in Bloomington, he was 14 years old and listening to the Bee Gees.

Down To The Wire:

Five of Notre Dame's 28 games have been decided by a single point ... Notre Dame is 3-2 in those contests ... Irish teams are 9-4 overall during Mike Brey's tenure in one point games ... 13 of Notre Dame's 17 BIG EAST contests have been decided by less than 10 points.

Nothing But Net:

Notre Dame's 19-19 performance from the free-throw line against Villanova was the best ever for an Irish team at the Joyce Center ... Prior to that game, the record for highest free-throw percentage for an Irish team in a game at the Joyce Center was .944 on two occasions - vs. Butler (17-18) on February 14, 1977 and vs. Loyola (17-18) on February 27, 1992 ... Notre Dame also had an impressive outing from the charity stripe against Georgetown at the Joyce Center, connecting on 26-29 (.897).

All About The Threes:

Notre Dame's 14 three-pointers against Pittsburgh in the first meeting between the two teams marked a season-high ... Earlier in the campaign, the Irish registered 13 from beyond the arc in back-to-back games against St. John's and West Virginia ... The Irish shot a season-best 55.0 percent from three-point range against Boston College, hitting 11-20, including 5-8 (.625) in the second half and against Pittsburgh were 14-29 (.483), 8-16 in the second half ... Notre Dame is 84-211 (.398) in its last eight games from three-point range ... The Irish were 155-385 (.408) from three-point range in BIG EAST play and are 241-628 (.384) overall ... As a team, Notre Dame is averaging 8.7 three-point field goals made per game ... Of the 241 three-point field goals made, Chris Thomas (48), Chris Quinn (66) and Colin Falls (89) have combined for 84.2 percent of those three-pointers.

Late-Game Heroics:

Notre Dame used late-game heroics to pull out three of its BIG EAST wins ... 14 of the last 17 games have been decided by less than 10 points ...

vs. Seton Hall - Colin Falls hits game-winning three-pointer with four seconds remaining after Pirates had taken a 65-63 lead with 20 seconds remaining for the 66-65 victory.

vs. Villanova - With the game tied at 70-70 with 1:45 remaining, Dennis Latimore gives the Irish a 72-70 advantage on two free throws ... Following a missed Villanova shot, Chris Thomas gives the Irish a four-point lead (74-70) with a jumper along the baseline as the shot clock is about to expire ... Villanova pulled to within two with 41 seconds and then Colin Falls and Thomas sealed the win with two free throws each in the final 38 seconds of the game.

vs. St. John's - Chris Thomas' three-pointer with six seconds remaining — his only shot attempt of the second half — gives the Irish a 67-66 victory over St. John's ... Jordan Cornette blocks Daryll Hill's drive to the basket as time expires ... It marked the first game-winning shot of Thomas' career.

Free-Throw Shooting In Last Five Minutes:

Russell Carter	3-3 (1.000)
Rick Cornett	1-6 (.143)
Jordan Cornette	0-1 (.000)
Colin Falls	11-13 (.846)
Torin Francis	15-23 (.652)
Omari Isreal	0-1 (.000)
Rob Kurz	2-3 (.667)
Dennis Latimore	3-5 (.600)
Chris Quinn	16-22 (.727)
Chris Thomas	42-46 (.913)
Notre Dame Totals	89-119 (.748)
Opponent Totals	77-115 (.670)

Notre Dame Basketball Celebrates 100 Seasons

The 2004-05 campaign marks the 100th season for the Notre Dame basketball program. As part of the season-long celebration, a 25-man All-Century Basketball Team was announced. All-time leading Fighting Irish scorer Austin Carr headed the list of honorees. The voting was done during the past summer on Notre Dame's athletic department web site (www.und.com).

Notre Dame's centennial celebration will culminate with the Centennial Gala to be held March 5, 2005, at the University's new Performing Arts Center.


The 25 former and current Irish players named to the All-Century Basketball Team were: Bob Arnzen, Austin Carr, Matt Carroll, Adrian Dantley, LaPhonso Ellis, Pat Garrity, Tom Hawkins, Collis Jones, Leo Klier, Edward 'Moose' Krause, John Moir, Troy Murphy, Paul Nowak, Kevin O'Shea, John Paxson, Ron Reed, David Rivers, Dick Rosenthal, Walt Sahn, John Shumate, Jack Stephens, Chris Thomas, Kelly Tripucka, Bob Whitmore and Monty Williams.

A special, oversized, full-color commemorative yearbook titled "100 Seasons of Basketball: A Celebration of Irish Players and History," has been published. The book is available exclusively through the Notre Dame Bookstore (call 800-647-4641 or go to www.ndcatalogue.com). The publication contains features on the 25 members of the All-Century Team, a foreword by Austin Carr, an afterword by Chris Thomas, as well as lots of other stories and photos documenting Irish basketball history. It's a production of Notre Dame Sports Properties, PSP and the University's sports information office.

Notre Dame will hold its Centennial Gala on the night of Saturday, March 5, 2005, at the new DeBartolo Center for the Performing Arts on campus. The event follows Notre Dame's final home men's basketball game that afternoon (2:00 p.m. EST tip) at the Joyce Center against Pittsburgh (CBS Sports will nationally televise the game). The Centennial Gala will feature hors d'oeuvres and beverages at the PAC followed by a specially-produced package of video and remarks highlighting Notre Dame's 100 seasons of men's basketball. All 25 members of the All-Century Team and their families will be invited to attend and will be featured and introduced. Tickets to the Centennial Gala will be available to the general public, with details to come.

A DVD series on Notre Dame's 100 seasons of basketball is in the works through Atlas Technologies. Details of availability will be available soon.

A 100th season logo has been produced and will appear on the Irish uniforms throughout the 2004-05 season. The logo is also visible on a panel on the Joyce Center scorer's table, as well as on merchandise available through the Notre Dame Bookstore.



On The Short End:

While Notre Dame has pulled out three one-point victories, they have also suffered two losses by one point ...

vs. Michigan - Michigan converts a three-point play with 20 seconds remaining to take a 61-60 lead ... After the Wolverines miss the front end of a one-and-one with four seconds remaining, Notre Dame's three-point attempt is blocked.

vs. Georgetown - Notre Dame takes a 54-53 lead on Colin Falls three-pointer with six seconds remaining, but the Hoyas defeat the Irish 55-54 on Roy Hibbert's dunk at the buzzer.

Oh So Close:

Notre Dame's eight loss in BIG EAST games have been by a total of 49 points ... The Irish held leads in six of those contests ...

vs. Syracuse (1/10) - After trailing by four at halftime, Notre Dame leads 51-43 with 14:12 remaining, but the Orange close out the game by outscoring the Irish 27-10 for the final 71-60 count ... The nine points is the largest defeat

at Georgetown (1/23) - Colin Falls' three-pointer with six seconds remaining gives the Irish a 54-53 lead, but Roy Hibbert's dunk at the buzzer give the Hoyas a 55-54 victory.

at Villanova (1/26) - Notre Dame leads 37-30 at the break, but the Wildcats outscored the Irish 35-23 in the second half ... The Irish held a 52-46 advantage with 11:48 to play, but is held to just eight points for the remainder of the game.

at Syracuse (2/5) - Notre Dame leads by six at the break and extends the lead to 11 (50-39) with 6:05 to play in the contest before the Orange close out the game with a 21-7 run for the final 60-57 margin.

at Pittsburgh (2/12) - The Irish overcome a five-point halftime deficit to take a 49-44 lead with 12:55 remaining ... The Panthers retake the lead and jump out to a 59-50 advantage with 7:05 to play ... Notre Dame grabs a one-point lead 62-61 with 2:01 to play before the Panthers regain a three-point lead with 1:04 ... The Irish tie the game at 65-65 on a Chris Quinn three-pointer with 42 seconds ... Carl Krauser gives Pittsburgh a 67-65 lead ... Notre Dame has a chance to tie the game with three seconds remaining, but Rick Cornett misses the first of two free throws and the Panthers make one of two free throws with two seconds remaining.

vs. Rutgers (3/9) - After trailing for most of the game, Russell Carter's three-pointer gives the Irish a 65-64 lead with 1:36 to play, but the Scarlet Knights close out the game with an 8-0 run.

Stingy Defense:

Irish opponents are averaging 63.6 points per game ... Notre Dame held its first five opponents to 61 points and under with three of those opponents scoring 45 points or less ... Overall, the Irish have limited their opponents to 45 points and under on four occasions ... In the two wins prior to the loss at Michigan (60-61), the Irish held IPFW (73-45) and Charleston Southern (54-38) to under 50 points ... The last time that occurred was during the 2002-03 season when the Irish held their first three opponents — Belmont (76-48), IUPUI (89-45) and Bucknell (73-42) — to under 50 points ... The 38 points scored by Charleston Southern in Notre Dame's win on November 26 were the fewest allowed by an Irish team under head coach Mike Brey and the second fewest ever scored by an Irish opponent since the opening of the Joyce

Irish All-Time vs. 2004-05 Opponents

Team	Record
Army	7-0
Boston College.....	11-10
Charleston Southern	1-0
Connecticut.....	6-9
DePaul.....	50-42
Georgetown.....	10-9
Harvard.....	2-0
Indiana.....	20-47
IPFW	2-0
Marist.....	2-0
Michigan.....	7-13
Pittsburgh	25-25
Providence.....	9-8
Rutgers	11-11
Samford.....	1-0
Seton Hall	11-7
St. John's	17-13
Syracuse.....	15-20
UCLA	19-27
Villanova.....	12-14
Western Illinois.....	5-0
West Virginia	22-7
Total	265-262 (.503)

Poll Watching

Week	AP	ESPN/USA Today
(Preseason)	20	21
Nov. 22	21	21
Nov. 29	19	20
Dec. 6	NR	NR
Dec. 13	NR	NR
Dec. 20	NR	NR
Dec. 27	NR	NR
Jan. 3	NR	NR
Jan. 10	NR	NR
Jan. 17	NR	NR
Jan. 24	NR	NR
Jan. 31	NR	NR
Feb. 7	NR	NR
Feb. 14	NR	NR
Feb. 21	NR	NR
Feb. 28	NR	NR
Mar. 7	NR	NR

Falls Finds A Way To Get His Three Points

While Colin Falls leads the team in three-point field goals (88), he also has found another way to score three points ... Falls has been fouled 14 times this season attempting a three-point shot and has gone to the foul line 42 times and in the process has made 37 of those attempts (.881) ... Falls was fouled three times attempting a three-point shot in the Seton Hall contest on January 5, the only time this season that he has been fouled multiple-times in a game.

Game	Free Throws Pct.
Pittsburgh (3-5)	2-3 (.667)
UCLA (2-27)	3-3 (1.000)
Connecticut (2-21)	1-3 (.333)
Georgetown (2-16)	3-3 (1.000)
at Pittsburgh (2-12)	3-3 (1.000)
Connecticut (1-30)	3-3 (1.000)
at Georgetown (1-23)	3-3 (1.000)
St. John's (1-15)	3-3 (1.000)
Syracuse (1-10)	3-3 (1.000)
Villanova (1-8)	3-3 (1.000)
at Seton Hall (1-5)	8-9 (.887)
Army (2-19)	2-3 (.667)
	37-42 (.881)

Chris Thomas By The Numbers...

- 4,774 — career minutes played (of a possible 5,114)
- 2,174 — career points (third all-time)
- 824 — career assists (first all-time)
- 706 — career field goals (sixth all-time)
- 521 — career rebounds
- 340 — number of minutes (in 127 games) he hasn't been on the floor
- 299 — career three-point field goals (second all-time)
- 243 — career steals (first all-time)
- 127 — consecutive games started (first all-time)
- 123 — games playing 30-plus minutes (.969)
- 111 — number of times led team in assists (.874 - 111/127 career games)
- 49 — number of times led team in scoring (.386 - 49/127 career games)
- 43 — number of games playing 40-plus minutes (.339)

Center for the 1968-69 season ... The 44 points scored by Samford were the third-fewest allowed under Brey.

Thomas In Elite Scoring Company:

Chris Thomas has a career scoring average of 17.1 points per game and is third on the all-time Notre Dame career scoring list with 2,174 career points in 127 career outings ... Heading into this season, Thomas had scored 1,783 points in 99 career outings ... Only four other players scored more points in the first three seasons of their careers — Austin Carr (2,560 points in 75 games), Adrian Dantley (2,223 points in 86 games), Troy Murphy (2,011 points in 94 games) and Tom Hawkins (1,820 points in 79 games) .

Record-Setting Three-Point Performance:

With his eight three-pointers against Pittsburgh, Colin Falls tied the Notre Dame single-game record ... He now shares the record with Keith Friel (vs. Syracuse on Jan. 21, 1998) and Matt Carroll (vs. Syracuse on March 4, 2003) ... Also, his 89 three-pointers this season are the most ever by an Irish player in his sophomore season ... Falls is within reach of Matt Carroll's single-season mark of 99 set during the 2002-03 campaign.

Ironman:

Chris Thomas has started in a Notre Dame record 127 consecutive games and has never missed a game during his career ... His 112th consecutive start on January 10 against Syracuse set the record for consecutive games started ... The record of 111 was formerly held by Pat Garrity (1994-98) ... John Paxson (1979-83) stands third all-time with 85 consecutive starts (86 total during his career) ... Paxson started every game in his final three seasons ... Thomas has never missed a game during his Irish career and has averaged 37.6 minutes per game in those contests and been on the court 93.4 percent of the time in those 127 games having played 4,774 of a possible 5,114 minutes.

No Doubting Thomas:

In games against Marist (Dec. 22) and Western Illinois (Dec. 30), Chris Thomas flirted with recording his second and third career triple-doubles ... Against Marist, he finished with 18 points, nine assists and eight rebounds before following that up with 21 points, nine assists (all in the first half) and nine rebounds in the win over the Leathernecks.

Scoring Streak Snapped:

Chris Thomas' two-point performance against Michigan snapped a 19-game double-figure scoring streak for the Irish guard and also marked his lowest scoring output in the 103 games he had played at the time ... Thomas has netted double figures in 109 of 126 career contests.

He Keeps Going And Going And Going...:

Chris Thomas has been on the court an amazing 93.4 percent of the time during his career and has played all but 340 minutes ... Thomas has played 30-plus minutes in 123 career contests and 40-plus minutes on 43 occasions in three-plus seasons.

Lending The Assist:

Chris Thomas has led the Irish in assists in each of his four seasons (a single-season school record 252 in 2001-02, 236 in 2002-03, 150 in 2003-04 and 186 in 2004-05) ... Currently the school's career assist leader with 824, he will become just the third player in Notre Dame history to lead the Irish in assists during all four of his seasons ... Rich Branning was the first player to do so as he led Notre Dame from 1976-80 and finished his career with 466 (currently sixth on the all-time list) ... David Rivers (1984-88) also led the Irish during all four of his seasons ... Rivers finished as the school's all-time career assist leader with 586 and held that record until last season, when it was eclipsed by Thomas in February of 2004.

Francis Posts 23rd Double-Double:

Torin Francis posted his sixth of the season and second in as many contests in the loss to Rutgers when he scored a season-high 21 points and grabbed 13 rebounds ... He recorded his fifth double-double of the season and the 22nd of his career in the loss to Pittsburgh when he scored 16 points and grabbed 10 rebounds ... Francis' four other double doubles were in wins at Indiana (11 points/13 rebounds) and Seton Hall (15 points/10 rebounds) and in losses at Villanova (19 points/13 rebounds) and against Pittsburgh (15 points/11 rebounds) at the Joyce Center.

Cornett Collects First Double-Double:

Rick Cornett registered the first double-double of his Fighting Irish career with a 14-point and 14-rebound performance at Providence on Feb. 19.

Thomas Registers 14th Career Double-Double:

Chris Thomas' and 10 points and 12 assists against Rutgers (on March 2) marked his 14th career double-double and his second of the season ... He had a double-double earlier this season when he scored 10 points and dished 11 assists in the win over IPFW ... That game marked the first time he registered double figures in both points and assists since his sophomore season when he scored 21 points and dished off 13 assists against Virginia Tech on February 22, 2003 ... Thomas' lone double-double in 2003-04 season was a 23-point and 11-rebound effort in a loss to Providence on February 24, 2004 ... He has dished 10-plus assists in 18 games during his career.

Cornette Ties Blocked Shot Mark:

In four seasons spanning 125 career games, Jordan Cornette has 200 career blocked shots which ties as the all-time career leader ... Against Pittsburgh in the regular-season finale, he tied LaPhonso Ellis' (1988-2002) career mark of 200 ... Cornette's four blocks against Western Illinois moved him past Ryan Humphrey (2000-02) in Notre Dame history ... Humphrey stands third on the all-time list with 166 blocked shots ... Cornette stands third all-time with a 1.6 blocked shots average.

Transfer Of Influence:

Dennis Latimore is the third transfer to play under head coach Mike Brey ... He transferred to Notre Dame in the summer of 2003 after two seasons at the University of Arizona ... Ryan Humphrey was the first transfer to play for the Irish ... He played his first two seasons at the University of Oklahoma ... During his two-year career from 2000-02, he played in 60 games and averaged 16.6 points (997), 9.95 rebounds (597) and 2.8 blocked shots (166) ... Humphrey was a first-team all-BIG EAST selection in his senior season and earned second-team All-America honors from *Basketball Times* ... Dan Miller played one year (2002-03) after transferring from the University of Maryland and averaged 13.9 points and 5.7 rebounds.

Latimore Nets Double Figures In Three Straight Games:

Dennis Latimore's three consecutive double-figure outings against Army (15), Marist (10) and Western Illinois (18), marked the first time in his career that he has scored in double figures in three straight contests ... Latimore also recorded three straight double-figure outings against Connecticut (12), Syracuse (10) and Boston College (10) ... Contests at Michigan and Indiana earlier this season produced back-to-back double-figure scoring efforts for the first time in his career ... Heading into the season, Latimore, had only scored in double figures twice in 57 games at Arizona ... This season, he has registered 10-plus points in 11 games and played 30-plus minutes in five contests ... Latimore is averaging 21.1 mpg. ... At Arizona, he averaged 10.9 and 12.0 minutes during his freshman and sophomore seasons, respectively.

Latimore Posts Second Career Double-Double:

Dennis Latimore registered his second career double-double and first in a BIG EAST game in the win over Villanova as he scored 12 points and grabbed 11 rebounds ... He posted his first career double-double, scoring 12 points (tying a career-high) and grabbing a personal best 11 rebounds ... In two seasons at Arizona, where he played 57 games, he only twice scored in double figures (22 versus California and 10 against Arizona State) and never had 10-plus rebounds in a game.

In The Spirit Of Giving:

Chris Thomas' unselfish play is one of the reasons why the Irish have been successful while he has been in the Notre Dame backcourt ... In the 127 games he has directed Mike Brey's teams, Thomas has helped the Irish compile a 82-45 record for a .631 winning percentage ... As a freshman, he averaged 7.64 assists to rank fifth nationally ... Thomas then dished off 6.9 assists (eighth in the nation) as a sophomore ... He is the only player in Notre Dame history to record 200-plus assists in consecutive seasons ... Thomas has distributed 10-plus assists in 17 games during his career ... This season, he is averaging a 6.5 assists, after dishing off just 4.7 during the 2003-04 campaign.

Francis Returns:

Torin Francis was back in the lineup for the first time since the Connecticut game (February 9, 2004) last year in the season opener against Harvard ... Francis missed the final 12 games of the '03-'04 campaign with a herniated disc ... In the three games prior to being sidelined with his back injury last season, he scored six points versus Boston College (29 minutes), four points against Pittsburgh (nine minutes) and did not score against Connecticut (seven minutes) ... Francis has scored in double figures in 14 games overall this season, including a season-high 21 points against Rutgers ... He has started all 82 games that he has played in and has grabbed nine or more rebounds in 14 games this season.

Miscellaneous Irish Stats

Games In Double Figures:

Chris Thomas.....	110
Torin Francis	48
Chris Quinn	48
Colin Falls	18
Dennis Latimore.....	13
Jordan Cornette.....	8
Rick Cornett	3
Russell Carter.....	2

Games With 20- Plus Points:

Chris Thomas.....	45
Torin Francis	10
Chris Quinn	8
Colin Falls	4

Games With 30- Plus Points:

Chris Thomas.....	5
-------------------	---

Games With 10- Plus Rebounds:

Torin Francis	28
Jordan Cornette.....	8
Chris Thomas.....	1
Dennis Latimore.....	2
Rick Cornett	2

Games With 20- Plus Rebounds:

Torin Francis	1
---------------------	---

Games With 10- Plus Assists:

Chris Thomas.....	18
-------------------	----

Games With 10- Plus Steals:

Chris Thomas.....	1
-------------------	---

Games With 10- Plus Blocked Shots:

Jordan Cornette.....	1
----------------------	---

Irish Double-Doubles in 2004-05

Rick Cornett (1)	vs. Providence (14 pts./14 asts.)
Torin Francis (6).....	vs. Indiana (11 pts./13 rebs.)
.....	vs. Seton Hall (15 pts./10 rebs.)
.....	vs. Villanova (19 pts./13 rebs.)
.....	vs. Syracuse on 2-5 (15 pts./11 rebs.)
.....	vs. Pittsburgh on 3-5 (16 pts./10 rebs.)
.....	vs. Rutgers on 3-9 (21 pts./13 rebs.)
Dennis Latimore (2)	vs. IPFW (12 pts./11 rebs.)
.....	vs. Villanova (12 pts./11 rebs.)
Chris Thomas (2).....	vs. IPFW (10 pts./11 asts.)
.....	Rutgers (10 pts./12 asts.)

Irish Career Double- Doubles

Rick Cornett	1
Jordan Cornette.....	3
Torin Francis	23
Dennis Latimore.....	2
Chris Thomas.....	14*

*includes only triple-double in Notre Dame basketball history

**2004-05 BIG EAST STANDINGS
(through games of Mar. 12)**

	Overall Record	BIG EAST Record
Boston College	24-3	13-3
Connecticut	21-6	13-3
Syracuse	24-6	11-5
Villanova	21-6	11-5
Pittsburgh	20-7	10-6
NOTRE DAME	17-10	9-7
Georgetown	16-11	8-8
West Virginia	18-9	8-8
Providence	14-16	4-12
Seton Hall	12-15	4-12
St. John's	9-18	3-13
Rutgers	9-18	2-14

2004-05 BIG EAST WEEKLY AWARDS

Player of the Week:

Nov. 22	Hakim Warrick (SU)
Nov. 29	Quincy Douby (RU) Tyronne Sally (WVU)
Dec. 6	Chevron Troutman (UP) Hakim Warrick (SU)
Dec. 13	Carl Krauser (UP)
Dec. 20	Rashad Anderson (UC) Craig Smith (BC)
Dec. 27	Carl Krauser (UP) Ryan Gomes (PC)
Jan. 3	Mike Gansey (WVU) Daryll Hill (SJU)
Jan. 10	Chris Thomas (ND) Gerry McNamara (SU)
Jan. 17	Jared Dudley (BC)
Jan. 24	Jared Dudley (BC) Hakim Warrick (SU)
Jan. 31	Allan Ray (VU)
Feb. 7	Rashad Anderson (UC) Gerry McNamara (SU)
Feb. 14	Ryan Gomes (PC) Harkim Warrick (SU)
Feb. 21	Charlie Villanueva (UC) Curtis Sumpter (VU)
Feb. 28	Hakim Warrick (SU)
Mar. 6	Chris Taft (UP) Ryan Gomes (PC)

Rookie of the Week:

Nov. 22	Dexter Gray (SJU)
Nov. 29	Ollie Bailey (RU)
Dec. 6	Rudy Gay (UC)
Dec. 13	Jeff Green (GU)
Dec. 20	Ollie Bailey (RU)
Dec. 27	Jeff Green (GU)
Jan. 3	Rudy Gay (UC)
Jan. 10	Sean Williams (BC)
Jan. 17	Jeff Green (GU)
Jan. 24	Roy Hibbert (GU)
Jan. 31	Jeff Green (GU)
Feb. 7	Rudy Gay (UC)
Feb. 14	Jeff Green (GU)
Feb. 21	Rudy Gay (UC)
Feb. 28	Rudy Gay (UC)
Mar. 6	Kyle Lowry (VU) Randall Hanke (PC)

The Mighty Quinn:

Chris Quinn is second on the team with an 12.6 scoring average and has led or shared team-high scoring honors on nine occasions ... He achieved a first in his career by leading Notre Dame in scoring in his first three games... Quinn has scored 20-plus points in three games — a 21-point performance against Marist (seventh 20-point performance of his career) in which he finished 7-8 from the field and connected on all four of his three-point field goal attempts and a 20-point effort in the season opener against Harvard ... He tied a career-high in the Pittsburgh game scoring 25 points as he connected on 10-15 field goals and 5-6 three-pointers ... Last season, Quinn led the Irish in scoring on three occasions — in the Quinnipiac (25 points), Boston College (25 points) and Purdue (21 points) games ... While averaging 35.2 minutes per game (987 minutes played), Quinn has turned the ball over just 31 times ... In 11 games in 2003-04 (spanning 390 minutes), Quinn did not commit a turnover ... Last season he committed just 37 turnovers and dished off 104 assists and owned a BIG EAST best 2.81 assist-to-turnover ratio ... Also during the season, Quinn had a stretch of 159:00 minutes on the floor without a turnover.

Hot Shot:

Colin Falls scored a career-high 28 points in the loss to Pittsburgh on March 5, marking the fourth time this season that he scored 20-plus points in a game ... Against the Panthers, he was 8-16 from the field overall and 8-14 from three-point range ... Previously, he matched his career-high with a 23-point outing against Boston College when he connected on 8-14 shots from the field and was 7-12 from three-point range (his seven three-pointers were a career best) ... Falls also scored 23 points against St. John's as he connected on 7-16 from the field and 6-13 from beyond the arc ... Falls has been in double figures in 11 of the last 18 games and in 14 contests overall ... Before a three-point performance against Villanova on January 26, he had scored in double figures in the six previous outings (the first time that he had scored in double figures in six straight games) ... Earlier this season in contests against DePaul and Army, Falls shot 63.2 percent from the field (12-19) and 57.1 percent from three-point range (8-14) ... He also averaged 18.0 points, scoring a career-high 20 against DePaul and 16 versus Army ... Against DePaul, he connected on 7-10 shots from the field and 5-7 from three-point range, and followed that up by shooting 5-9 from the field and 3-7 from beyond the arc against Army ... In Notre Dame's defeat of Western Illinois, Falls knocked down 5-9 shots from beyond the arc to finish with 17 points, and he scored a team-high 19 on 3-6 shooting from downtown in the BIG EAST-opening victory at Seton Hall ... He buried three shots from beyond the arc en route to a 16-point effort in the Villanova contest ... His 89 three-pointers are the second most by a Notre Dame sophomore.

Threes The Key For Falls:

Eighty-nine of Colin Falls' 97 field goals have come from three-point range ... It wasn't until the DePaul game that he connected on a two-point field goal ... Prior to the contest, all eight of his field goals and all 20 of his attempts had come from three-point range ... Falls connected on three three-pointers against IPFW and Michigan as he finished with nine points in both of those games ... During his freshman season, Falls' favorite shot was from beyond the arc ... 126 of his 144 career field goals made (.875) have come from three-point range, while 309 of his 364 attempts (.849) have been from the three-point line or beyond.

In Select Company:

When Jordan Cornette recorded his 100th career steal in the Army game, he joined former Irish standout Troy Murphy as the only two players in school history with 100 career blocks and 100 career steals ... Cornette has 200 blocks and 122 steals in three-plus seasons, while Murphy ended his career with 126 and 113, respectively.

Counting On Colin:

Colin Falls' game-winning shot (from three-point range) against Seton Hall on January 5 with four seconds remaining, marked the second game-winning shot of his career (44 games) ... In the first round of the BIG EAST Championship last year, Falls' three-pointer with 15.8 seconds remaining lifted the Irish to a 65-64 victory over West Virginia.

Russell Roars:

Russell Carter turned in the top performance of his career in the loss to Rutgers as he scored a career-high 12 points in 22 minutes off the bench ... It marked the second time

Irish Record Under Brey In Games Decided By...

1 point.....	9-4
2 points	3-3
3 points	6-10
4 points	3-3
5 points	2-4
6 points	5-1
7 points	3-4
8 points	3-7
9 points	3-4
10 points	5-3
11-15 points.....	24-10
16-20 points.....	13-2
21-30 points.....	11-0
31-40 points.....	8-0
41-50 points.....	4-0
50+points.....	0-0

in his career that he reached double figures ... He also registered double figures with an 11-point and seven-rebound performance against Samford earlier this season.

Rookie Roll Call:

Sophomore Omari Isreal has seen action in 19 games, while freshman Rob Kurz has played in 13 games ... Isreal, who missed all of last season while recovering from the ACL surgery he had in February of 2003, had his best outings against Charleston Southern when he scored four points and grabbed three rebounds and in the Connecticut game on the road when he played 18 minutes and grabbed six rebounds ... Isreal has played 10-plus minutes in four games ... Kurz played a season-high 12 minutes against IPFW and a career-high three points against Marist.

Keeping It Close:

In the 55 losses suffered by Irish teams in Mike Brey's four seasons, only 15 have been by 10 or more points and have been by a combined 393 points for an average of 7.1 points ... Notre Dame's biggest losses have been on the road at Pittsburgh (72-55 on January 6, 2003) and against Arizona (88-71 on March 27, 2003) in the West Regional semifinal in Anaheim, Calif... Prior to those two setbacks, the worst defeat was a 16-point decision at Connecticut during Brey's first season ... Notre Dame's 11 losses during the 2001-02 season were by a combined 49 points for an average margin of defeat of 4.5 points ... Only one loss that season (versus Georgetown at the Joyce Center) was by double figures, while eight of those setbacks were by five or less points.

Block Party:

The Irish frontcourt provides many shot-blocking opportunities ... The 2002-03 team set the single-season mark with 189 blocked shots for a per game average of 5.59 ... The former mark of 178 was set during the 2000-01 season in which Notre Dame averaged 5.93 blocks ... The Irish finished the 2001-02 campaign with 163 blocks for an average of 4.94 per game ... Last year, the Irish had 139 blocks for an average of 4.34 per game ... Under head coach Mike Brey, Notre Dame averaged 5.17 blocks per game in his first four seasons ... The single-season totals each of the past four years are among the top five block totals in school history ... The Irish have 116 blocked shots in 28 games (4.1).

207 And Counting:

Heading into tonight's game against Holy Cross, Notre Dame has hit at least one three-pointer in 207 straight games, a mark that dates back to the the 1998-99 campaign ... The last time an Irish team failed to hit a three-pointer was in a 101-70 loss to Connecticut at the Hartford Civic Center on January 12, 1999 as Notre Dame finished 0-7 from beyond the arc in the game.

Steady As They Go:

Notre Dame's backcourt tandem of Chris Thomas and Chris Quinn has combined for 744 of the team's 1,878 points (.396) and dished off 272 of its 401 assists (.678).

All In The Family:

Freshman Rob Kurz' younger sister Laura is a freshman on the Duke women's basketball team. As a matter of fact, she played a regular-season contest on the Joyce Center floor 48 hours before her brother's home opener. The Irish women's basketball team hosted the Blue Devils in semifinal action of the Women's National Invitation Tournament on November 17 ... Notre Dame won the game 76-65.

Irish Add Four In Early Signing Period:

Mike Brey signed four players to national letters of intent during the early signing period ... Joining the Irish in the fall of 2005 will be Ryan Ayers (Blue Bell, Pa./Germantown Academy), Zach Hillesland (Toledo, Ohio/St. John's Jesuit), Kyle McAlarney (Staten Island, N.Y./Moore Catholic) and Luke Zeller (Washington, Ind./Washington) ... Ayers, a 6-7, 200-pound combination guard/forward, is the son of former Ohio State and Philadelphia 76ers head coach Randy Ayers ... His team finished this season with 24-6 record, losing in the Inter-Academic League championship game ... Ayers averaged 17.0 points, 7.0 rebounds and 3.0 assists and finished his career with 1,370 points ... He also was a three-time member of the all-Inter-AC first team ... Ayers was honored with the Markward Club Award as the top player in the Philadelphia area ... McAlarney, a 6-1, 170-pound point guard, ranks as the all-time leading scorer in Staten Island prep history with 2,528 career points and is fifth on the New York state scoring list ... He has led his team to a 15-10 record and owns a 34.8 scoring average ... Hillesland 6-8, 220-pound forward, led his team to its fourth straight Toledo City League title as he netted 20 points and grabbed 11 rebounds in the championship game ... Team won a 17-3 record and ranked fifth in the state.

Irish Find Success In The Classroom:

For the second straight semester, Irish basketball players excelled in the classroom ... Overall, the Irish earned a 3.056 semester average, the second-highest semester average since the fall semester of 1992, after earning a 3.115 cumulative grade point

Luke Zeller Named To 2005 McDonald's All-American Team

Incoming Notre Dame freshman Luke Zeller, who signed a national letter of intent in November of 2004, has been one of 24 players named to the 2005 McDonald's All-American Team. The 6-11, 245-pound power forward/center will play in the McDonald's All-American game at the Joyce Center on March 30, 2005. The game will be televised live on ESPN at 8:00 p.m. (EST).

The Washington, Ind., native was chosen to participate in this prestigious game, which showcases the top talent in the country. Selected from a pool of more than 2,500 nominees. Zeller will be a member of the West squad.

The McDonald's All-American game will be one of two all-star contests for Zeller. He recently was selected to play in the EA Roundball Classic in Chicago, Ill., on March 22.

A four-year starter, Zeller has led his Washington Hatchets to a 20-2 mark in 2004-05. He is averaging 20.0 points and 8.8 rebounds in his senior season while shooting 58.9 percent from the field (162-275) and 34.1 percent (15-44) from three-point range. Zeller owns a 74.1 percent accuracy from the free-throw line (100-135). He also has dished off 74 assists, blocked 43 shots and made 25 steals.

Earlier this season, Zeller broke the Washington school boys scoring record and has led his teams to a 70-18 record (.795) while at the school. One of the top players at his position in the country, he is an excellent student. Zeller owns a 4.00 grade point average and will graduate as his school's co-valedictorian this spring. A candidate for Mr. Indiana Basketball honors, he was an all-state, all-sectional and all-conference honoree in his first three seasons. As a junior, he averaged 19.8 points and 9.4 rebounds per game as a junior.

Fourteen Notre Dame players have been named to the McDonald's All-American Team, including current Irish standouts Chris Thomas (2001) and Torin Francis (2002). The previous 12 honorees have been Tim Andree (1979), Ken Barlow (1982), LaPhonso Ellis (1988), Ryan Humphrey (1997), Tracy Jackson (1977), Tim Kempton (1982), Dan Miller (1998), John Paxson (1979), David Rivers (1984), Keith Robinson (1986), Tom Sluby (1980) and Barry Spencer (1980).

In five seasons, Irish head coach Mike Brey has had the opportunity to coach four McDonald's All-Americans — Humphrey, Miller, Thomas and Francis.

Notre Dame Rises To Top Spot In Directors' Cup Standings

Notre Dame stands first in the final set of fall sports standings released in the 2004-05 United States Sports Academy Division I Directors' Cup all-sports competition sponsored by the National Association of Collegiate Directors of Athletics (formerly known as Sears Directors' Cup) ... This marks the first time in the 12-year history of the all-sports program that Notre Dame has ranked number one ... The previous highest ranking for the Irish was second in the 2004-05 second set of fall standings ... Fall NCAA competition earned the Irish 337 points based on their NCAA title in women's soccer (100 points), their fourth-place finish in women's cross country (80), 11th-place finish in men's cross country (57) and second-round NCAA appearances in men's soccer and volleyball (50 each) ... Michigan (333 points) stands second, followed by Stanford (332), Duke (327) and UCLA (297) ... The current standings include results from NCAA fall competition in volleyball, field hockey, men's water polo, men's and women's cross country, and men's and women's soccer and football ... In previous years in which the Directors' Cup competition has been held, Notre Dame has finished 11th in '93-'94, 30th in '94-'95, 11th in '95-'96, 14th in '96-'97, 31st in '97-'98, 25th in '98-99, 21st in '99-'00, 11th in '00-'01, 13th in '01-02 and '02-'03 and 19th in '03-'04.

Notre Dame Basketball Honored As One of Greatest College Basketball Programs

The Notre Dame men's basketball program was recognized by *Street & Smith's* as one of the top 100 basketball programs of all-time ... Notre Dame's program was rated the 39th best of all-time ... Kentucky topped the list, followed by UCLA, North Carolina, Kansas, Duke, Indiana, Louisville, Arkansas, Connecticut and Cincinnati.

average following the 2004 spring semester ... The team also boasts a 3.028 cumulative grade index, which also reflects the highest average since Notre Dame's Office of Academic Services For Student-Athletes began keeping track of semester grade point averages at the start of the 1992-93 school year ... Seven players — Greg Bosl, Rick Cornett, Dennis Latimore, Chris Murphy, Ben Nickol, Chris Quinn and Chris Thomas - earned semester grade point averages of better than 3.00.

Notre Dame Basketball On The Big Screen:

Notre Dame played a record 15 games on national television during the regular season and tonight's game on ESPN2 marks the 16th of the season ... Last year, the Irish also made 13 national appearances during the regular season and appeared on either CBS, ESPN or ESPN2 a total of 16 times ... Since the 2000-01 season under head coach Mike Brey, Notre Dame teams have appeared on national television during the regular and post-season a total of 68 times (average of 13.6 per year) - it's the most television appearances in a five-year period in the program's history.

Joyce Center Sellouts:

Since the 2000-01 campaign, there have been 38 sellouts at the Joyce Center ... Notre Dame enjoyed 10 sellouts during the 2002-03 campaign, the most since the 1985-86 season ... The 29 sellouts from 2000-04 were the most in a four-year period since the 1983-87 campaigns.

Web Site (www.und.com):

Notre Dame's official athletic department web site can be found at www.und.com ... The web site is created in partnership with College Sports Online of Carlsbad, Calif.

Facing The Defending National Champions:

Notre Dame's 78-74 victory over Connecticut on January 30 marked the third straight year that the Irish faced a team which in the previous season had won the national championship ... Notre Dame teams own a 10-25 record all-time versus teams which had won the NCAA crown in the previous season ... Last year, the Irish knocked off Syracuse 84-72 on February 16, 2004 at the Carrier Dome and defeated Maryland 79-67 on December 7, 2002 in the first round of the BB&T Classic at the MCI Center ... The 1999-2000 Irish squad beat Connecticut twice — 75-70 at the Hartford Civic Center and 68-66 at the Joyce Center — the season after the Huskies claimed the '99 NCAA title.

Irish in the Record Books

Career Scoring

1. Austin Carr (1968-71)	2,560
2. Adrian Dantley (1973-76).....	2,223
3. Chris Thomas (2001- present)	2,174
4. Pat Garrity (1994-98)	2,085
5. David Rivers (1984-88).....	2,058
6. Troy Murphy (1998-01).....	2,011

Career Scoring Average

1. Austin Carr (1968-71)	34.6
2. Adrian Dantley (1973-76).....	25.8
3. Tom Hawkins (1956-59).....	23.0
4. John Shumate (1972-74)	22.6
5. Troy Murphy (1998-01).....	21.4
6. Bob Arnzen (1966-69)	20.3
7. Ron Reed (1962-65).....	18.9
8. Pat Garrity (1994-98)	18.8
Bob Whitmore (1966-69).....	18.8
10. Larry Sheffield (1962-65)	18.7
11. Chris Thomas (2001- present)	17.1

Career Field Goals Made

1. Austin Carr (1968-71)	1,017
2. Adrian Dantley (1973-76).....	804
3. Pat Garrity (1994-98)	748
4. Tom Hawkins (1956-59).....	710
5. Chris Thomas (2001- present)	706

Career Field Goals Attempted

1. Austin Carr (1968-71)	1,925
2. Chris Thomas (2001- present)	1,848
3. Tom Hawkins (1956-59).....	1,636
4. David Rivers (1984-88).....	1,593

Career Three-Point Field Goals Made

1. Matt Carroll (1999-03).....	301
2. Chris Thomas (2001- present)	299
3. David Graves (1998-02).....	259
4. Ryan Hoover (1992-96).....	248
5. Chris Quinn (2002- present)	169
6. Martin Ingelsby (1997-01).....	167
7. Colin Falls (2003- present)	126

Career Three-Point Field Goals Attempted

1. Chris Thomas (2001- present)	826
2. Matt Carroll (1999-03).....	769
3. Ryan Hoover (1992-96).....	680
4. David Graves (1998-02).....	630
5. Chris Quinn (2002- present)	406
6. Martin Ingelsby (1997-01).....	394
7. Antoni Wyche (1995-99).....	333
8. Colin Falls (2003- present)	309
9. Pat Garrity (1994-98)	279
10. Elmer Bennett (1988-02)	259
11. Jordan Cornette (2001- present) ..	241

Career Three-Point Field Goal Percentage

1. Joe Frederick (1987-90).....	.490
2. Martin Ingelsby (1997-01).....	.424
3. Chris Quinn (2002- present)416
4. Colin Falls (2003- present)408
5. David Graves (1998-02).....	.411
6. David Rivers (1985-88).....	.406
7. Keith Friel (1996-98)397
8. Matt Carroll (1999-03).....	.389
9. Jamere Jackson (1987-90).....	.380
10. Kevin Ellery (1988-91).....	.372
11. Carl Cozen (1991-94).....	.370
12. Ryan Hoover (1992-96).....	.365
13. Chris Thomas (2001- present)362

Career Rebounding Average

1. Walter Sahn (1962-65)	16.9
2. Tom Hawkins (1956-59).....	16.7
3. Ron Reed (1962-65).....	14.3
4. Michael Graney (1957-60)	13.3
5. Robert Whitmore (1966-69).....	12.4
6. John Shumate (1972-74)	11.6
7. Bob Arnzen (1966-69)	11.5
8. LaPhonso Ellis (1988-92)	11.1
9. Collis Jones (1968-71).....	10.4
10. Ryan Humphrey (2000-02).....	9.9
14. Jay Miller (1962-65).....	8.9
15. Gary Novak (1971-74).....	8.7
16. Torin Francis (2002- present)	8.3

Career Assists

1. Chris Thomas (2001- present)	824
--	------------

Career Assist Average

1. Chris Thomas (2001- present)	6.5
2. Doug Gottlieb (1995-96)	5.7
3. Jackie Meehan (1968-71).....	5.3
4. David Rivers (1984-88).....	5.0
5. Tim Singleton (1987-91).....	4.9
6. Martin Ingelsby (1997-01).....	4.3
7. Elmer Bennett (1988-92)	4.2
8. Rich Branning (1976-80).....	4.1
9. John Paxson (1979-83).....	3.7
10. Admore White (1993-97).....	3.6
11. Joe Howard (1983-84).....	3.3
12. Jimmy Dillon (1996-00)	3.2
13. Ray Martin (1973-77).....	2.9
14. David Graves (1998-02).....	2.6
Dwight Clay (1972-75)	2.6
Chris Quinn (2002- present)	2.6
17. Matt Carroll (1999-03).....	2.4
Dan Miller (2002-03)	2.4
Ryan Hoover (1992-96).....	2.4
Lamarr Justice (1991-95)	2.4

Steals

1. Chris Thomas (2001- present)	243
--	------------

Steals Average

1. Chris Thomas (2001- present)	1.9
2. David Rivers (1984-88).....	1.7

Career Blocked Shots

1. LaPhonso Ellis (1988-92)	200
Jordan Cornette (2001- present) ..	200
3. Ryan Humphrey (2000-02).....	166
4. Troy Murphy (1998-01).....	126
5. Torin Francis (2002- present)	124

Career Blocked Shot Average

1. Ryan Humphrey (2000-02).....	2.8
2. LaPhonso Ellis (1988-92)	2.1
3. Jordan Cornette (2001- present) ..	1.6
4. Torin Francis (2002- present)	1.5

Career Free Throws Made

1. Adrian Dantley (1973-76).....	615
2. Troy Murphy (1998-01).....	587
3. David Rivers (1984-88).....	583
4. Austin Carr (1968-71)	526
5. Pat Garrity (1994-98)	489
6. Chris Thomas (2001- present)	463

Career Free Throws Attempted

1. Adrian Dantley (1973-76).....	769
2. Troy Murphy (1998-01).....	755
3. David Rivers (1984-88).....	717
4. Jack Stephens (1952-56)	686
5. Pat Garrity (1994-98)	655
6. Austin Carr (1968-71)	646
7. Tom Hawkins (1956-59).....	583
8. Kelly Tripucka (1977-81)	578
9. Donald Royal (1983-87)	576
10. Bob Whitmore (1966-69).....	543
11. Chris Thomas (2001- 04)	534

Career Free-Throw Percentage

1. Chris Thomas (2001- present)867
--	-------------

Career Games Started

1. Chris Thomas (2001- present)	127
2. Matt Carroll (1999-03).....	125
3. David Rivers (1984-88).....	116
4. Pat Garrity (1994-98)	111
5. David Graves (1998-02).....	107

Consecutive Games Started

1. Chris Thomas (2001- present)	127
--	------------

Career Games Played

1. Matt Carroll (1999-03).....	133
2. David Graves (1998-02).....	130
3. Harold Swanagan (1998-02)	127
4. Chris Thomas (2001- present)	127
5. Jordan Cornette (2001- present) ..	124

Notre Dame Highs and Lows Under Mike Brey

Notre Dame - Team Game High (1st Half)

Points.....57 vs. Sacred Heart (11/18/00)*
 Field Goals Made21 vs. Pittsburgh (1/30/02)*
 21 vs. New Hampshire (11/16/01)*
 Field Goals Attempted..... 43 vs. New Hampshire (11/16/01)*
 Field Goal Percentage.....67.7% (21-31) vs. Pittsburgh (1/30/02)*
 3 PT Field Goals Made..... 9 vs. UCLA (2/28/04)
 3 PT Field Goals Attempted..... 18 vs. UCLA (2/28/04)
 3 PT Field Goals Percentage..... 66.7% (8-12) vs. West Virginia (1/15/04)
 Free Throws Made.....11 vs. Connecticut (2/9/04)*
 Free Throws Attempted14 vs. Connecticut (2/9/04)*
 Free Throw Percentage100.0% on three occasions
 Total Rebounds27 vs. Army (12/19/04)*
 Offensive Rebounds 14 vs. Army (12/19/04)*
 14 vs. Providence (2/19/05)
 Defensive Rebounds19 vs. Georgetown (3/4/04)*
 Assists 13 vs. Western Illinois (12/28/04)*
 Steals12 vs. New Hampshire (11/16/01)*
 Blocked Shots 13 vs. Belmont (11/17/02)*
 Turnovers.....10 vs. Syracuse (1/21/01)
 Fouls 11 vs. Villanova (1/8/05)*

Notre Dame - Team Game High (2nd Half)

Points.....68 vs. Georgetown (2/9/02)
 Field Goals Made23 vs. Georgetown (2/9/02)
 Field Goals Attempted.....63 vs. Georgetown (2/9/02)
 Field Goal Percentage.....53.8% vs. Connecticut (2/21/05)*
 3 PT Field Goals Made..... 11 vs. St. John's (3/6/04)
 3 PT Field Goals Attempted..... 16 vs. Pittsburgh (3/5/05)*
 3 PT Field Goals Percentage..... 75.0% (6-8) vs. Connecticut (2/21/05)
 Free Throws Made..... 20 vs. West Virginia (1/29/03)*
 Free Throws Attempted23 vs. West Virginia (1/29/03)*
 Free Throw Percentage100.0% (13-13) vs. Villanova (1/8/05)*
 Total Rebounds 34 vs. Seton Hall (1/8/01)
 Offensive Rebounds 15 vs. Army (12/19/04)*
 Defensive Rebounds25 vs. Sacred Heart (11/18/00)*
 Assists 16 vs. Army (12/19/04)*
 Steals14 vs. New Hampshire (11/16/01)*
 Blocked Shots6 vs. Belmont (11/17/02)
 Turnovers.....10 vs. Syracuse (1/21/01)
 10 vs. Syracuse (2/5/05)
 Fouls 16 vs. Rutgers (1/31/04)

Notre Dame - Team Game High (Total)

Points.....116 vs. Georgetown (2/9/02)
 Field Goals Made 42 vs. Canisius (12/19/00)*
 Field Goals Attempted.....94 vs. Georgetown (2/9/02)
 Field Goal Percentage..... 66.7% (34-51) vs. Pittsburgh (1/30/02)*
 3 PT Field Goals Made..... 17 vs. St. John's (3/6/04)#
 3 PT Field Goals Attempted.....44 vs. Canisius (12/22/00)
 3 PT Field Goals Percentage..... 60.9% (14-23) vs. Rutgers (2/6/02)*
 Free Throws Made..... 27 vs. Georgetown (2/9/02)
 Free Throws Attempted 39 vs. Georgetown (2/9/02)
 Free Throw Percentage100% (5-5) vs. Illinois (3/22/03)
 100% (19-19) vs. Villanova (1/8/05)*#
 Total Rebounds64 vs. Georgetown (2/9/02)
 Offensive Rebounds 24 vs. Seton Hall (1/8/01)
 Defensive Rebounds40 vs. Tennessee Tech (12/17/00)*
 Assists32 vs. Canisius (12/19/00)*
 Steals26 vs. New Hampshire (11/16/01)*#
 Blocked Shots 19 vs. Belmont (12/17/02)*#
 Turnovers.....20 vs. Syracuse (1/21/01)
 Fouls26 vs. Georgetown (2/9/02)

Notre Dame - Team Game Lows (1st Half)

Points..... 19 vs. Connecticut (2/12/04)*
 Field Goals Made 6 vs. Connecticut (2/21/04)
 Field Goals Attempted..... 21 vs. Canisius College (12/22/01)
 Field Goal Percentage18.8% (6-32) vs. Connecticut (2/21/04)
 3 PT Field Goals Made..... 0 vs. West Virginia (1/7/04)
0 vs. Connecticut (1/12/99)
 3 PT Field Goals Attempted.....5 vs. Virginia Tech (1/20/04)
5 vs. IPFW (11/23/04)*
 3 PT Field Goals Percentage..... 8.3% (1-12) vs. Providence (1/21/03)
 Free Throws Made.....0 on four occasions
 Free Throws Attempted0 on three occasions
 Free Throw Percentage 0.0% on four occasions
 Total Rebounds 10 vs. Pittsburgh (2/9/03)*
 Offensive Rebounds1 vs. Pittsburgh (2/9/03)*
1 vs. Rutgers (3/2/05)*
 Defensive Rebounds8 vs. Pittsburgh (2/12/05)
 Assists3 vs. Charleston Southern (11/26/04)*
 Steals1 vs. Georgetown (1/23/05)
 Blocked Shots 0 vs. Providence (2/24/04)*
0 vs. IPFW (11/23/04)*
 0 vs. Rutgers (3/9/05)
 Turnovers.....1 vs. Georgetown (3/4/04)*
 Fouls 0 vs. Samford (12/30/04)*

Notre Dame - Team Game Lows (2nd Half)

Points.....19 vs. Valparaiso (1/5/03)
 Field Goals Made 6 vs. Purdue (3/17/04)*
6 vs. Harvard (11/19/04)*
 Field Goals Attempted..... 19 vs. Georgetown (2/16/05)*
 Field Goal Percentage21.4% (6-28) vs. Harvard (11/19/04)*
 3 PT Field Goals Made..... 1 on three occasions
 3 PT Field Goals Attempted..... 3 vs. Indiana (12/8/04)
 3 PT Field Goals Percentage.....10.0% (1-10) vs. Seton Hall (1/12/03)*
 Free Throws Made..... 0 vs. Pittsburgh (1/12/04)
 Free Throws Attempted 2 vs. Pittsburgh (1/12/04)
 Free Throw Percentage0.0% (0-2) vs. Pittsburgh (1/12/04)
 Total Rebounds7 vs. Rutgers (3/1/03)
 Offensive Rebounds2 vs. Charleston Southern (11/26/04)
 Defensive Rebounds4 vs. Rutgers (3/1/03)
 Assists0 vs. Harvard (11/19/04)
 Steals0 vs. Georgetown (3/4/04)*
 0 vs. Villanova (1/26/05)
 Blocked Shots0 on four occasions
 Turnovers.....0 vs. West Virginia (3/10/04)
 Fouls3 vs. West Virginia (1/7/04)*

Notre Dame - Team Game Lows (Total)

Points.....50 vs. Connecticut (2/21/04)
 Field Goals Made 13 vs. Rutgers (3/1/03)
 Field Goals Attempted..... 44 vs. Canisius (12/22/01)
 Field Goal Percentage 29.7% (19-64) vs. Connecticut (2/21/04)
 3 PT Field Goals Made.....1 vs. Pittsburgh (2/3/01)
 3 PT Field Goals Attempted.....8 vs. Pittsburgh (2/3/01)
 3 PT Field Goals Percentage..... 10.5% vs. Rutgers (2/14/02)
 Free Throws Made.....2 vs. Syracuse (1/14/02)
 Free Throws Attempted4 vs. Pittsburgh (3/8/01)
 Free Throw Percentage 35.6% (6-17) vs. Syracuse (2/5/05)
 Total Rebounds 21 vs. Rutgers (3/1/03)
 Offensive Rebounds3 vs. DePaul (12/14/02)*
 Defensive Rebounds14 vs. DePaul (12/11/04)*
 Assists6 vs. Mississippi (3/18/01)
 Steals 1 vs. DePaul (12/11/04)
 Blocked Shots1 on four occasions
 Turnovers.....4 vs. Connecticut (2/9/04)*
4 vs. UCLA (2/25/05)*
 Fouls 6 vs. West Virginia (1/7/04)*

* Indicates game played at the Joyce Center, Notre Dame, Ind.

Indicates school record

The Last Time It Happened...

Notre Dame recorded a

30-Point win.....was on 12/14/02 - ND 102, DePaul 71 (31 Points)*
40-Point win.....was on 11/18/02 - ND 89, IUPUI 45 (44 Points)*
50-Point win.....was on 2/22/86 - ND 126, Miami 73 (53 Points)
30-Point loss.....was on 1/7/99 - ND 62, Villanova 93 (31 Points)*

Notre Dame shot.....

60% on FGs.....was on 12/14/02 - 60.0% (30-50) vs. DePaul (ND 102, DePaul 71)
65% on FGs.....was on 1/30/02 - 66.7% (34-51) vs. Pittsburgh (ND 89, Pittsburgh 76)*
90% on FTs.....was on 1/19/05 - 91.7% (11-12) vs. West Virginia (ND 70 - West Virginia 57)

Notre Dame.....

Won 10 games in a row.....was from 1/16/01 thru 2/24/01 - 11 straight
Won 15 games in a row.....was from 12/31/53 thru 3/9/54 - 18 straight
Won 20 games in a row.....never
Lost 5 games in a row.....was from 1/15/94 thru 1/24/94 - 6 straight
Scored 100 points.....was on 1/15/03 (ND 101 - Boston College 94)
- Scored 100 points on the road.....was on 1/15/03 (ND 101 - Boston College 94)
- Scored 100 points at a neutral site.....was on 3/12/78 (ND 100 - Houston 77) (NCAA First Round, Tulsa, OK)
- Scored 100 points and lost.....was on 3/20/71 (ND 106 - Houston 119) (NCAA Regional Semi-finals at Wichita,KS)
Allowed 100 points.....was on 2/9/02 vs. Georgetown (ND 116 - Georgetown 111)
Scored less than 50 points.....was on 11/21/97 vs. Marquette (ND 48 - Marquette 72)
Allowed less than 50 points.....was on 12/8/04 vs. Indiana (ND 55 - Indiana 45)
Played an Overtime Game.....was on 2/1/03 vs. Georgetown (ND 93 - Georgetown 92)*
- Played in a Multi-Overtime Game.....was on 2/1/03 vs. Georgetown (ND 93 - Georgetown 92 - 2OT)*
Won on a "last second" shot.....was on 2/9/03 vs. Pittsburgh (ND 66 - Pittsburgh 64 - Torin Francis layup at 00:00.6)*
Had 5 double figure scorers.....was on 3/6/04 vs. St. John's (ND 89 - St. John's 62) - Chris Thomas 25 , Jordan Cornette 12, Colin Falls 11, Torrian Jones 11, Tom Timmermans 11
Had 6 double figure scorers.....was on 12/14/03 vs. DePaul (ND 82 - DePaul 69) - Jordan Cornette 17, Chris Thomas 13, Colin Falls 12, Torin Francis 12, Chris Quinn 12, Rick Cornett 10
Had 7 double figure scorers.....never
Had two double-figure rebounders.....was on 11/18/02 vs. IUPUI (ND 85 - IUPUI 45)* - Dan Miller 11, Torin Francis 10
Had two players with double-doubles.....was on 11/23/04 vs. IPFW (ND 73 - IPFW 45)* - Chris Thomas (10 pts., 11 ast.), Dennis Latimore (12 pts., 11 rebs.)
Had three players with double-doubles.....never
Had two 20-point scorers.....was on 12/11/04 vs. DePaul (ND 73 - DePaul 84) - Chris Thomas - 24, Colin Falls - 20
Had three 20-point scorers.....was on 2/28/04 vs. UCLA (ND 75 - UCLA 60) - Chris Thomas 21, Tom Timmermans 20, Chris Quinn 20
Made 10 three-point field goals.....was on 1/15/05 - 13-34 (38.2%) vs. St. John's (ND 67 - St. John's 66)*
Committed 10 turnovers or less.....was on 2/16/05 - 10 turnovers vs. Georgetown (ND 70 - Georgetown 64)*
Committed 5 turnovers or less.....was on 3/4/04 - 5 turnovers vs. Georgetown (ND 61 - Georgetown 48)
Committed 25 turnovers.....was on 2/8/00 - 26 turnovers vs. Villanova (ND 69 - Villanova 86)
Forced 25 turnovers.....was on 11/16/01 - 30 turnovers vs. New Hampshire (ND 95 - New Hampshire 53)


An Irish player had.....

25+ points.....was on 3/5/05 - Colin Falls (28) vs. Pittsburgh (ND 77 - Pittsburgh 85)*
30+ points.....was on 2/9/04 - Chris Thomas (31) vs. Connecticut (ND 80 - Connecticut 74)*
35+ points.....was on 3/22/04 - Chris Thomas (39) vs. Saint Louis (ND 77 - Saint Louis 66)
40+ points.....was on 11/28/93 - Monty Williams (42) vs. Valparaiso (ND 96 - Valparaiso 74)*
15 or more rebounds.....was on 1/20/04 - Torin Francis (16) vs. Virginia Tech (ND 74 - Virginia Tech 63)
20 rebounds.....was on 11/22/02 - Torin Francis (20) vs. Bucknell (ND 73, Bucknell 42)*
a "double-double".....was on 3/9/05 - Torin Francis (21 pts, 13 rebs) vs. Rutgers (ND 65 - Rutgers 72)
a "triple-double".....was on 11/16/01 - Chris Thomas (24 pts, 11 ast, 11 steals) vs. New Hampshire (ND 99 - New Hampshire 53)*
20 points and 10 rebounds.....was on 3/9/05 - Torin Francis (21 pts, 13 rebs) vs. Rutgers (ND 65 - Rutgers 72)
20 points and 20 rebounds.....was on 1/8/01 - Troy Murphy (25 pts, 20 rebs) vs. Seton Hall (ND 76 - Seton Hall 78)
10 assists.....was on 3/2/05 - Chris Thomas (12) vs. Rutgers (ND 66, Rutgers 56)
10 blocks.....was on 11/17/02 - Jordan Cornette (11) vs. Belmont (ND 76, Belmont 48)*#
10 steals.....was on 11/16/01 - Chris Thomas (11) vs. New Hampshire (ND 99, New Hampshire 53)*#

An opposing player had.....

25+ points.....was on 3/5/05 - Chris Taft (26), Pittsburgh (ND 77 - Pittsburgh 85)*
30+ points.....was on 1/25/03 - Troy Bell (31), Boston College (ND 101 - BC 96 OT)
35+ points.....was on 2/1/03 - Mike Sweetney (38), Georgetown (ND 93 - Georgetown 92 2OT)
40+ points.....was on 2/8/87 - Danny Manning (40), Kansas (ND 60 - Kansas 70)
15 rebounds.....was on 3/2/05 - Byron Joynes (15), Rutgers (ND 66 - Rutgers 56) *
20 rebounds.....was on 2/21/04 - Emeka Okafor (22), Connecticut(ND 50 - Connecticut 61)
a "double-double".....was on 2/27/05 - Dijon Thompson (16 pts, 10 rebs), UCLA (ND 65 - UCLA 75)
a "triple-double".....never
20 points and 10 rebounds.....was on 3/5/05 - Chris Taft (26 pts, 11 rebs), Pittsburgh (ND 77, Pittsburgh 85)*
20 points and 20 rebounds.....was on 2/9/02 - Mike Sweetney (35 pts,20 rebs), Georgetown (ND 116 - Georgetown 111 - 4OT)
10 assists.....was on 2/21/05 - Marcus Williams (12), Connecticut (ND 74 - Connecticut 88)
10 blocks.....was on 1/27/73 - Bill Walton (10), UCLA (ND 63 - UCLA 82)*
10 steals.....was on 1/29/89 - Mark Macon (11), Temple (ND 64 - Temple 60)*

*indicates Notre Dame home game; #school record; @Joyce Center record



Jordan Cornette

12

6- 10 • 236 • Senior • Center • Cincinnati, OH/St. Xavier

Two-time Irish captain ... tied with LaPhonso Ellis (1988-92) as the school's career shot-blocking leader (200) ... has scored in double figures in eight career outings and grabbed 10-plus rebounds in six career games ... three career double-doubles ... blocked a season-high six shots in win over West Virginia, in addition to scoring six points, grabbing six rebounds and dishing off three assists ... grabbed 500th rebound in the win over St. John's ... registered nine points, to go along with five rebounds and three steals against Michigan ... also finished with nine points in St. John's contest, in addition to grabbing seven rebounds, dishing off a career-high four assists and blocking three shots ... blocked shot on final play of game to preserve victory for the Irish over the Red Storm ... scored six points, grabbed four rebounds and made three steals in season opener against Harvard ... registered season-highs of three assists and seven rebounds against DePaul ... played in his 100th career game vs. Charleston Southern...scored a season-high 13 points against Army, to go with seven rebounds and two blocks...tallied the 100th steal of his career against the Black Knights ... came away with four steals against Marist ... blocked a season-high four shots in both the Western Illinois and Seton Hall games ... set a career high with five steals against Seton Hall, and also dished off the 100th assist of his career ... scored in double figures for the second time this season in loss at Pittsburgh as he scored 10 points ... scored eight points and grabbed eight rebounds in loss to Rutgers ... tied a career-high by playing 39 minutes in Notre Dame's win over Georgetown.

	Career Highs	2004-05 Season Highs
Points:	17 vs. DePaul (12-14-03)	13 vs. Army (12-19-04)
Field Goals:	6 vs. DePaul (12-14-03)	5 vs. Army (12-19-04)
Field Goals Attempted:	13 vs. Army (12-19-04)	13 vs. Army (12-19-04)
Field-Goal Pct.:	1.000 on 11 occasions	.571 vs. Michigan (12-4-04)
Three-Point Field Goals:	5 vs. DePaul (12-14-03)	3 vs. Army (12-19-04) vs. Pittsburgh (2-12-05)
Three-Point Field Goals Attempted:	9 vs. St. John's (1-15-05)	9 vs. St. John's (1-15-05)
Three-Point Field Goal Pct.:	1.000 on four occasions	.375 vs. Army (12-19-04)
Free Throws:	4 vs. Miami (1-28-04)	2 vs. Harvard (11-19-04)
Free Throws Attempted:	5 vs. Indiana (12-10-03)	2 on four occasions
Free-Throw Percentage:	1.000 on 13 occasions	1.000 vs. Harvard (11-19-04) vs. Providence (2-15-05)
Rebounds:	13 vs. Belmont (11-17-02)	9 vs. Seton Hall (1-5-05)
Assists:	4 vs. Georgetown (3-4-04) vs. St. John's (1-15-05)	4 vs. St. John's (1-15-05)
Blocked Shots:	11 vs. Belmont (11-17-02)	6 vs. West Virginia (1-19-05)
Steals:	5 vs. Seton Hall (1-5-05)	5 vs. Seton Hall (1-5-05)
Minutes:	39 vs. Seton Hall (2-14-04) vs. Georgetown (2-16-05)	39 vs. Georgetown (2-16-05)

Opp.	Min.	Total			Rebounds			PF	A	TO	BLK	Stl.	Pts.		
		FG- FGA	Pct.	3FG- FGA	Pct.	FT- FTA	Pct.							Off.	Def.
Harvard (S)	22	2-5	.400	0-2	.000	2-2	1.000	3	1	4	2	1	1	3	6
IPFW (S)	24	1-4	.250	1-4	.250	1-2	.500	0	3	3	2	1	0	2	4
Charleston Southern (S)32	29	1-5	.200	0-3	.000	0-0	.000	1	3	4	3	0	1	0	2
at Michigan (S)	32	4-7	.571	1-3	.333	0-0	.000	3	2	5	2	1	0	0	9
at Indiana (S)	25	1-4	.250	0-3	.000	0-0	.000	1	3	4	2	0	1	1	2
DePaul (S)	28	1-4	.250	0-2	.000	0-0	.000	2	5	7	1	3	0	2	2
Army (S)	30	5-13	.384	3-8	.375	0-0	.000	4	3	7	2	1	3	2	13
Marist (S)	20	2-5	.400	1-3	.333	0-0	.000	0	1	1	2	1	1	2	5
Western Illinois	19	0-3	.000	0-2	.000	1-2	.500	1	2	3	3	2	0	4	1
Samford	23	2-6	.333	1-2	.500	0-0	.000	2	1	3	0	1	2	0	5
at Seton Hall*	30	2-4	.500	1-3	.333	0-0	.000	2	7	9	2	2	2	4	5
Villanova*	33	1-7	.143	1-6	.167	0-0	.000	2	6	8	3	3	0	3	0
Syracuse*	23	1-2	.500	1-2	.500	0-0	.000	2	1	3	3	0	0	2	1
St. John's* (S)	34	3-10	.300	3-9	.333	0-0	.000	3	4	7	3	4	2	3	1
at West Virginia* (S)	32	2-5	.400	2-4	.500	0-0	.000	1	6	7	2	3	1	6	1
at Georgetown* (S)	22	1-3	.333	1-3	.333	0-0	.000	0	3	3	3	1	0	1	3
at Villanova* (S)	33	2-8	.250	0-5	.000	0-0	.000	0	3	3	4	1	1	0	4
Connecticut*(S)	25	2-6	.333	1-4	.250	0-0	.000	2	1	3	2	0	0	0	5
at Syracuse* (S)	14	0-1	.000	0-1	.000	0-0	.000	1	3	4	4	0	0	0	0
Boston College* (S)	17	0-1	.000	0-1	.000	0-1	.000	1	0	1	2	2	2	1	1
at Pittsburgh* (S)	22	3-8	.375	3-7	.429	1-2	.500	1	1	2	5	1	0	1	10
Georgetown* (S)	39	2-6	.333	2-5	.400	0-0	.000	2	2	4	3	0	0	0	6
at Providence* (S)	34	1-4	.250	1-3	.333	2-2	1.000	0	6	6	3	1	0	3	1
at Connecticut* (S)	27	0-3	.000	0-3	.000	0-0	.000	1	3	4	2	1	1	4	0
UCLA (S)	26	0-1	.000	0-1	.000	0-0	.000	1	2	3	4	1	2	0	2
Rutgers*	22	0-3	.000	0-3	.000	0-0	.000	1	4	5	1	1	2	2	0
Pittsburgh* (S)	20	2-4	.500	0-1	.000	0-0	.000	3	1	4	5	1	0	1	0
Rutgers (BET) *	33	3-9	.333	2-6	.333	0-0	.000	2	6	8	2	1	0	0	8

Cornette's Career Statistics

YEAR	G- S	MIN/AVG	FG- FGA	PCT.	3-Point		FT- FTA	PCT.	Rebounds			AST.	STL	BLK	PF- D	PTS/AVG	
					FG- FGA	PCT.			O	D	TOT						AVG.
2001-02	31-6	443/14.3	36-82	.439	3-12	.250	10-21	.476	40	62	102	3.3	16	20	17	51-2	85/2.7
BIG EAST	15-4	236/15.7	17-41	.415	3-9	.333	5-13	.385	22	39	61	4.1	10	10	7	25-1	42/2.8
2002-03	34-21	658/19.4	42-92	.457	6-19	.316	13-23	.565	45	98	143	4.2	33	34	75	81-2	103/3.0
BIG EAST	16-14	310/19.4	23-51	.451	4-10	.400	8-14	.571	29	44	73	4.6	12	17	31	39-1	58/3.6
2003-04	32-27	983/30.7	61-180	.339	39-111	.351	25-39	.641	63	130	193	6.0	38	33	63	88-5	186/5.8
BIG EAST	16-13	467/29.2	27-85	.318	20-56	.357	14-18	.778	30	65	95	5.9	22	18	26	46-4	88/5.5
2004-05	28-21	737/26.3	44-141	.321	25-99	.253	7-11	.636	42	83	125	4.5	34	35	45	72-2	120/4.3
BIG EAST	16-12	426/26.6	22-75	.293	16-60	.267	3-5	.600	22	51	73	4.6	21	14	31	47-2	63/3.9
TOTALS	125-75	2821/22.6	183-495	.370	71-241	.303	55-94	.585	190	373	563	4.5	121	122	200	292-11	494/4.0
BIG EAST	63-43	1439/22.8	89-252	.353	43-135	.319	30-50	.600	103	199	302	4.8	65	59	95	157-8	251/3.9



Chris Thomas

6- 1 • 190 • Senior • Guard • Indianapolis, IN/Pike

1

Two-time Irish captain ... Third Team All-BIG EAST selection ... joined Sherman Douglas (Syracuse) and Gary Payton (Oregon) as the only three players in NCAA history with 2,000 points and 800 assists ... dished off 800th assist in the UCLA game ... became sixth player in Notre Dame history to score 2,000 points (in West Virginia game) ... third on all-time scoring list ... all-time career assist and steals leader ... one of only three players in BIG EAST history with more than 400 assists ... his 413 career assists in BIG EAST play ranks second all-time ... ranks among the top 11 in 13 career categories ... became second Notre Dame and 25th overall to score 1,000 points in BIG EAST play ... registered fourth 20-point outing of the season in win over Georgetown, scoring 21 points ... shot 6-10 from the field and 3-5 from three-point range in scoring 19 points against Boston College ... also had nine assists and no turnovers ... has netted double figures in 110 of 127 career games (.866) ... has started in a Notre Dame record 127 consecutive games ... his 127 career starts is a Notre Dame record ... was 6-12 from the field and 4-5 from three-point range in scoring 16 points against Pittsburgh ... dished off 10-plus assists in 17 career outings ... 14 career double-doubles ... registered 14th career double-double against Rutgers scoring 10 points and dishing off a season-high 12 assists ... has logged 40-plus minutes in 43 career games ... missed first eight minutes of the second half against St. John's after suffering a concussion at the end of the first half ...


... in only attempt from the field in the second half, hit game-winning basket three-pointer with six seconds remaining ... finished the game with 11 points, three rebounds and four assists ... scored 24 points and dished off seven assists versus DePaul ... finished with 15 points, six assists, four steals and no turnovers against Charleston Southern ... his two points against Michigan marked a career-low ... grabbed 400th rebound against Michigan ... scored nine of Notre Dame's final 19 points against Indiana and finished with 13 points...passed former Irish guard David Graves for first on the school's all-time steals list with five against Army...netted 12 points and dished off seven assists against the Black Knights ... narrowly missed the feat again in Notre Dame's next outing, scoring 21 points to go along with nine assists and nine boards ... his 29 minutes against Samford marked just the second time he played less than 30 minutes ... notched 15 points, five rebounds and five points in the Seton Hall contest ... scored a team and season-high 25 points in 40 minutes in the defeat of Villanova as he scored eight of final 12 points ... scored 16 points, grabbed six rebounds and dished off five assists against West Virginia ... registered 15 points, eight assists and four rebounds in win over Connecticut ... scored 10 points and dished off seven assists against Pittsburgh ... scored 17 points, dished off five assists, grabbed four rebounds and made three steals in loss to Rutgers ... grabbed 500th career rebound against Providence ... co-BIG EAST player of the Week (week of Jan. 10) ... finalist for Bob Cousy Collegiate Point Guard of the Year Award ... finalist for Senior Class Award.

	Career Highs	2004-05 Season Highs
Points:	39 vs. Saint Louis (3-22-04)	25 vs. Villanova (1-8-05)
Field Goals:	12 vs. Marquette (12-2-02)	9 vs. DePaul (12-11-04)
Field Goals Attempted:	25 vs. Oregon (3-25-04)	19 vs. Harvard (11-19-04)
Field-Goal Pct.:	.714 (10-14) vs. Rutgers (2-6-02)	.643 vs. DePaul (12-11-04)
Three-Point Field Goals:	7 vs. Rutgers (2-6-02)	4 on two occasions
Three-Point Field Goals Attempted:	14 on two occasions	11 vs. Syracuse (1-10-05)
Three-Point Field Goal Pct.:	1.000 (3-3) vs. Villanova (1-8-05)	1.000 (4-4) vs. Rutgers (3-2-05)
Free Throws:	14 vs. Georgetown (2-1-03)	9 vs. Marist (12-22-04) vs. Georgetown (2-16-05)
Free Throws Attempted:	16 vs. Georgetown (2-1-03)	10 vs. Georgetown(2-16-05)
Free-Throw Percentage:	1.000 on 44 occasions	1.000 on 14 occasions
Rebounds:	11 vs. Providence (2-24-04)	9 vs. Western Illinois (12-28-04)
Assists:	13 on three occasions	12 vs. Rutgers (3-2-05)
Blocked Shots:	2 vs. Seton Hall (1-26-02)	2 vs. Rutgers (3-2-05)
	2 vs. Rutgers (3-2-05)	
Steals:	11 vs. New Hampshire (11-16-01)	5 vs. Army (12-19-04)
Minutes:	60 vs. Georgetown (2-9-02)	40 on seven occasions

Opp.	Min.	Total			Pct.	FT-FTA	Pct.	Off.	Rebounds			PF	A	TO	BLK	Stl.	Pts.
		FG- FGA	Pct.	3FG- FGA					Def.	Total							
Harvard (S)	39	7-19	.368	2-7	.286	1-2	.500	0	3	3	2	5	2	0	3	17	
IPFW (S)	32	3-8	.375	0-2	.000	4-4	1.000	0	2	2	1	11	1	0	2	10	
Charleston Southern (S)	37	5-14	.357	1-6	.167	4-7	.571	0	3	3	0	6	0	0	4	15	
at Michigan (S)	39	1-13	.077	0-4	.000	0-0	.000	2	6	8	1	10	3	0	2	2	
at Indiana (S)	37	4-10	.400	2-3	.667	3-3	1.000	2	4	6	1	4	5	0	3	13	
DePaul (S)	40	9-14	.642	4-5	.800	2-2	1.000	0	3	3	4	7	5	0	2	24	
Army (S)	35	4-14	.285	1-5	.200	3-4	.750	2	4	6	0	7	1	0	5	12	
Marist (S)	35	4-11	.363	1-5	.200	9-9	1.000	2	6	8	1	9	4	1	1	18	
Western Illinois (S)	35	8-15	.533	3-4	.750	2-2	1.000	1	8	9	1	9	4	0	2	21	
Samford (S)	29	4-12	.333	2-4	.500	4-4	1.000	0	3	3	0	4	3	0	4	14	
at Seton Hall* (S)	40	4-14	.285	3-5	.600	4-4	1.000	1	4	5	1	5	4	0	1	15	
Villanova* (S)	40	7-13	.538	3-3	1.000	8-8	1.000	0	3	3	2	3	4	0	2	25	
Syracuse* (S)	40	1-14	.071	1-11	.090	2-2	1.000	0	7	7	2	8	4	0	3	5	
St. John's* (S)	32	3-10	.300	2-6	.333	3-4	.750	0	3	3	2	4	3	0	1	11	
at West Virginia* (S)	38	5-11	.455	3-5	.600	3-3	1.000	0	6	6	2	5	1	0	2	16	
at Georgetown* (S)	40	3-11	.273	2-7	.286	2-2	1.000	1	5	6	2	5	6	0	0	10	
at Villanova* (S)	40	4-14	.286	1-3	.333	3-3	1.000	2	6	8	2	6	3	0	2	12	
Connecticut* (S)	40	4-14	.286	1-4	.250	6-6	1.000	2	2	4	2	8	3	0	1	15	
at Syracuse* (S)	38	2-12	.167	1-6	.167	0-3	.000	0	5	5	2	5	4	0	3	5	
Boston College* (S)	38	6-10	.600	3-5	.600	4-4	1.000	1	3	4	2	9	0	0	3	19	
at Pittsburgh* (S)	36	6-12	.500	4-5	.800	0-0	.000	1	3	4	1	7	1	0	1	16	
Georgetown* (S)	39	5-13	.385	2-4	.500	9-10	.900	0	4	4	1	5	1	0	2	21	
at Providence* (S)	40	4-15	.267	2-6	.333	0-2	.000	2	4	6	1	8	3	0	2	10	
at Connecticut* (S)	34	6-15	.400	2-4	.500	2-2	1.000	0	4	4	2	5	3	0	1	16	
UCLA (S)	37	4-17	.235	2-7	.286	0-0	.000	3	1	4	4	7	3	0	3	10	
Rutgers* (S)	38	3-9	.333	0-5	.000	4-4	1.000	1	3	4	2	12	1	2	0	10	
Pittsburgh* (S)	39	2-13	.154	0-8	.000	8-8	1.000	0	5	5	3	7	3	0	1	12	
Rutgers (BET) * (S)	39	6-17	.352	1-5	.200	4-4	1.000	1	3	4	2	5	5	0	3	17	

Thomas' Career Statistics

YEAR	G-S	MIN/AVG	FG- FGA	PCT.	3-Point			FT-FTA	PCT.	O	Rebounds			AST.	STL	BLK	PF-D	PTS/AVG
					FG- FGA	PCT.	PCT.				D	TOT	AVG.					
2001-02	33-33	1255/38.0	160-413	.387	76-206	.369	120-135	.889	26	88	114	3.5	252	72	6	71-0	516/15.6	
BIG EAST	16-16	644/40.2	74-202	.366	32-105	.305	68-78	.872	12	46	58	3.6	130	32	6	32-0	248/15.5	
2002-03	34-34	1247/36.7	211-523	.403	80-208	.385	135-155	.871	34	101	135	4.0	236	62	8	80-1	637/18.7	
BIG EAST	16-16	610/38.1	102-262	.389	38-110	.345	73-86	.849	19	57	76	4.8	108	30	1	40-1	315/19.7	
2003-04	32-32	1225/38.3	211-548	.385	94-268	.351	114-138	.826	24	111	135	4.2	150	50	3	60-1	630/19.7	
BIG EAST	16-16	620/38.8	106-281	.377	49-136	.360	57-70	.814	10	62	72	4.5	73	22	2	32-1	318/19.9	
2004-05	28-28	1047/37.4	124-364	.341	49-144	.340	94-106	.887	24	113	137	4.9	186	59	3	46-0	391/14.0	
BIG EAST	16-16	613/38.3	65-200	.325	30-87	.345	58-65	.892	11	67	78	4.9	102	25	2	29-0	218/13.6	
TOTALS	127-127	4774/37.6	706-1848	.382	299-826	.362	463-534	.867	108	413	521	4.1	824	243	20	257-2	2174/17.1	
BIG EAST	64-64	2487/38.9	347-945	.367	149-458	.325	256-299	.856	52	232	285	4.5	413	109	11	133-2	1099/17.2	



Dennis Latimore

41

6-9 • 238 • Senior • Forward • Halstead, KS/Halstead


Did not play the entire 2003-04 campaign after transferring to Notre Dame from Arizona in June of 2003 ... recorded first career double-double against IPFW with 12 points and career-high 11 rebounds ... registered career-best 18 points playing a career-high 35 minutes ... followed that with a 12-point and eight-rebound performance against Indiana playing a career-high 36 minutes ... it marked the first time in his career in which he scored in double figures in back-to-back contests ... scored 13 second-half points and finished with 15 against Army as he connected on 6-8 field goals ... matched his career high with two blocked shots against Marist ... tied his career high with 18 points in the Western Illinois game ... started the first seven games of the season and 13 games overall ... recorded second career double-double, with 12 points and 11 rebounds, in the win over Villanova ... finished with 10 points in 30 minutes off the bench against Georgetown ... career-high four steals versus Boston College ... shot a season-best 80.0 percent from the field (4-5) against UCLA ... scored four points and grabbed six rebounds in loss to Pittsburgh ... has scored in double figures in 11 games.

	Career Highs	2004-05 Season Highs
Points:	18 on two occasions	18 on two occasions
Field Goals:	9 vs. Western Illinois (12-28-04)	9 vs. Western Illinois (12-28-04)
Field Goals Attempted:	15 on two occasions	15 on two occasions
Field-Goal Pct.:	.800 (4-5) vs. UCLA (2-27-05)	.750 (4-5) vs. UCLA (2-27-05)
Three-Point Field Goals:	—	—
Three-Point Field Goals Attempted:	—	—
Three-Point Field Goal Pct.:	—	—
Free Throws:	4 on three occasions	3 vs. Army (12-19-04)
Free Throws Attempted:	6 on three occasions	6 vs. Michigan (12-4-04)
Free-Throw Percentage:	1.000 on six occasions	1.000 on three occasions
Rebounds:	11 on two occasions	11 on two occasions
Assists:	3 vs. Saint Louis (12-3-02)	2 on three occasions
Blocked Shots:	2 on six occasions	2 on four occasions
Steals:	4 vs. Boston College (2-5-05)	4 vs. Boston College (2-5-05)
Minutes:	36 vs. Indiana (12-8-04)	36 vs. Indiana (12-8-04)

Opp.	Min.	Total			Rebounds			PF	A	TO	BLK	Stl.	Pts.			
		FG- FGA	Pct.	3FG- FGA	Pct.	FT- FTA	Pct.							Off.	Def.	Total
Harvard (S)	30	2-10	.200	0-0	.000	2-2	1.000	4	4	8	4	2	2	2	1	6
IPFW (S)	28	6-11	.545	0-0	.000	0-0	.000	3	8	11	0	1	3	0	1	12
Charleston Southern (S)	31	2-8	.250	0-0	.000	2-2	1.000	0	7	7	2	1	1	2	0	6
at Michigan (S)	35	7-13	.538	0-0	.000	4-6	.667	3	2	5	1	2	1	0	0	18
at Indiana (S)	36	5-9	.556	0-0	.000	2-5	.400	2	6	8	3	1	3	1	0	12
DePaul (S)	23	1-5	.200	0-0	.000	0-0	.000	1	0	1	3	0	0	0	0	2
Army (S)	17	6-8	.750	0-0	.000	3-4	.750	1	4	5	0	2	3	0	0	15
Marist	23	4-8	.500	0-0	.000	2-3	.667	2	2	4	2	1	0	2	1	10
Western Illinois (S)	29	9-15	.600	0-0	.000	0-0	.000	1	5	6	1	1	2	1	1	18
Samford (S)	24	4-6	.667	0-0	.000	0-0	.000	1	3	4	1	0	4	0	0	8
at Seton Hall* (S)	20	2-5	.400	0-0	.000	0-3	.000	0	2	2	1	1	1	0	1	4
Villanova* (S)	29	5-15	.333	0-0	.000	2-2	1.000	3	8	11	1	1	2	1	0	12
Syracuse* (S)	25	2-5	.400	0-0	.000	0-0	.000	0	4	4	2	0	3	1	0	4
St. John's*	13	0-4	.000	0-0	.000	0-0	.000	1	0	1	1	1	1	0	0	0
at West Virginia*	8	0-2	.000	0-0	.000	1-2	.500	0	2	2	1	0	0	0	0	1
at Georgetown*	30	5-8	.625	0-0	.000	0-0	.000	1	2	3	2	2	0	0	1	10
at Villanova*	11	1-4	.250	0-0	.000	0-0	.000	1	2	3	2	1	4	0	0	2
Connecticut*	25	6-10	.600	0-0	.000	0-2	.000	5	4	9	0	0	0	0	1	12
at Syracuse*	29	5-8	.625	0-0	.000	0-0	.000	3	3	6	4	1	2	0	1	10
Boston College*	23	5-8	.625	0-0	.000	0-0	.000	0	1	1	1	1	2	1	4	10
at Pittsburgh*	19	1-4	.250	0-0	.000	0-1	.000	0	2	2	4	0	2	0	0	2
Georgetown*	3	0-2	.000	0-0	.000	0-0	.000	0	0	0	1	0	0	0	0	0
at Providence*	9	2-4	.500	0-0	.000	1-2	.500	1	1	2	0	0	2	1	0	5
at Connecticut*	12	4-8	.500	0-0	.000	0-0	.000	4	0	4	2	0	0	0	0	8
UCLA	16	4-5	.800	0-0	.000	0-3	.000	0	3	3	0	1	0	0	1	8
Rutgers*(S)	16	2-2	1.000	0-0	.000	0-1	.000	1	0	1	3	1	2	1	0	4
Pittsburgh*	19	2-5	.400	0-0	.000	0-0	.000	2	4	6	1	0	2	0	0	4
Rutgers (BET) * (S)	9	0-2	.000	0-0	.000	0-0	.000	2	2	4	0	0	1	0	0	0

Latimore's Career Statistics

YEAR	G- S	MIN/AVG	3-Point			Rebounds			O	D	TOT	AVG.	AST.	STL	BLK	PF- D	PTS/AVG
			FG- FGA	PCT.	PCT.	FT- FTA	PCT.	PCT.									
2001-02	34-0	372/10.9	26-61	.426	0-0	.000	11-28	.393	25	61	86	2.5	7	4	6	32-0	63/1.9
2002-03	23-1	277/12.0	27-52	.519	0-0	.000	20-36	.556	20	52	72	3.1	13	4	7	13-0	74/3.2
2004-05	28-14	592/21.1	92-194	.474	0-0	.000	19-38	.500	42	81	123	4.4	21	13	14	43-0	203/7.3
BIG EAST	16-4	291/18.2	42-94	.447	0-0	.000	4-13	.308	22	35	57	3.6	9	8	6	26-0	88/5.5
TOTALS	85-15	1241/14.6	145-307	.474	0-0	.000	50-102	.490	87	194	281	3.3	41	21	27	88-0	340/4.0
BIG EAST	16-4	291/18.2	42-94	.447	0-0	.000	4-13	.308	22	35	57	3.6	9	8	6	26-0	88/5.5



Rick Cornett

11

6-8 • 256 • Junior • Forward • Country Club Hills, IL/Homewood Christian Academy

Has scored in double figures in three career outings ... has played in 25 games this season ... came off the bench against Harvard in season opener and played nine minutes, scoring four points and grabbing four rebounds ... scored six points against IPFW ... finished with four points


and seven rebounds versus Michigan while playing a season-high 16 minutes ... scored four points and grabbed five rebounds against DePaul ... had five points in nine minutes against Marist ... scored two points and hauled in two rebounds versus Villanova ... played 12 minutes off the bench in win at West Virginia and scored six points and grabbed three rebounds ... hit all three of his field goal attempts and finished with six points against Connecticut in six minutes off the bench ... scored six points in loss at Syracuse ... netted a season-high 14 points, including four free-throws, and 14 rebounds in only 27 minutes of play, earning first double-double of his career against Providence ... in 11 minutes off the bench against Rutgers finished with eight points as he converted on all four of his field goals ... scored four points in five minutes off the bench in first round of BIG EAST Tournament versus Rutgers.

	Career Highs	2004-05 Season Highs
Points:	16 vs. Purdue (3-17-04)	14 vs. Providence (2-19-05)
Field Goals:	5 vs. Connecticut (3-11-04)	5 vs. Providence (2-19-05)
Field Goals Attempted:	9 vs. Providence (2-19-05)	9 vs. Providence (2-19-05)
Field-Goal Pct.:	1.000 on six occasions	1.000 on four occasions
Three-Point Field Goals:	—	—
Three-Point Field Goals Attempted:	—	—
Three-Point Field Goal Pct.:	—	—
Free Throws:	8 vs. Purdue (3-17-04)	4 vs. IPFW (11-23-04)
		4 vs. Providence (2-19-05)
Free Throws Attempted:	9 vs. Providence (2-19-05)	9 vs. Providence (2-19-05)
Free-Throw Percentage:	1.000 on 11 occasions	1.000 (2-2) vs. Connecticut (2-21-05)
Rebounds:	14 vs. Providence (2-15-05)	14 vs. Providence (2-15-05)
Assists:	2 vs. Purdue (3-17-04)	1 vs. Marist (12-22-04)
		vs. Providence (2-19-05)
Blocked Shots:	2 on three occasions	2 vs. Michigan (12-4-04)
Steals:	2 on three occasions	1 vs. West Virginia (1-19-05)
		vs. Pittsburgh (2-12-05)
Minutes:	27 vs. Providence (2-19-05)	27 vs. Providence (2-19-05)

Opp.	Min.	Total						Rebounds									
		FG- FGA	Pct.	3FG- FGA	Pct.	FT- FTA	Pct.	Off.	Def.	Total	PF	A	TO	BLK	Stl.	Pts.	
Harvard	9	2-4	.500	0-0	.000	0-3	.000	3	1	4	2	0	0	0	0	4	
IPFW	12	1-3	.333	0-0	.000	4-6	.667	1	1	2	2	0	0	0	0	6	
Charleston Southern	9	0-2	.000	0-0	.000	0-0	.000	1	0	1	1	0	1	1	0	0	
at Michigan	16	2-4	.500	0-0	.000	0-0	.000	2	5	7	2	0	3	2	0	4	
at Indiana	6	2-3	.667	0-0	.000	0-0	.000	0	0	0	3	0	2	0	0	4	
DePaul	11	2-4	.500	0-0	.000	0-0	.000	3	2	5	0	0	2	0	0	4	
Army	8	0-0	.000	0-0	.000	0-2	.000	2	1	3	1	0	1	1	0	0	
Marist	9	2-3	.667	0-0	.000	1-4	.250	1	1	2	1	1	0	0	0	5	
Western Illinois	4	0-0	.000	0-0	.000	0-0	.000	0	1	1	0	0	0	1	0	0	
Samford	4	0-2	.000	0-0	.000	0-0	.000	0	0	0	0	0	0	0	0	0	
at Seton Hall*	DNP																
Villanova*	8	1-2	.500	0-0	.000	0-0	.000	0	2	2	2	0	0	0	0	2	
Syracuse*	DNP																
St. John's*	DNP																
at West Virginia*	12	3-5	.600	0-0	.000	0-0	.000	2	1	3	1	0	2	1	1	6	
at Georgetown*	6	1-1	1.000	0-0	.000	0-0	.000	0	1	1	1	0	0	0	0	2	
at Villanova*	10	2-3	.667	0-0	.000	0-2	.000	0	3	2	0	0	0	0	0	4	
Connecticut*	6	3-3	1.000	0-0	.000	0-0	.000	1	0	1	1	0	1	1	0	6	
at Syracuse*	11	3-4	.750	0-0	.000	0-2	.000	3	0	3	1	0	2	0	0	6	
Boston College*	6	0-0	.000	0-0	.000	0-0	.000	1	1	2	1	0	2	0	0	0	
at Pittsburgh*	13	0-1	.000	0-0	.000	1-2	.500	1	2	3	3	0	3	0	1	1	
Georgetown*	9	0-0	.000	0-0	.000	1-2	.500	0	0	0	3	0	3	0	0	1	
at Providence*	27	5-9	.555	0-0	.000	4-9	.444	8	6	14	3	1	0	0	0	14	
at Connecticut*	8	1-1	1.000	0-0	.000	2-2	1.000	0	0	0	2	0	1	1	0	4	
UCLA	5	1-2	.500	0-0	.000	0-0	.000	0	1	1	0	0	1	0	0	2	
Rutgers*	11	4-4	1.000	0-0	.000	0-0	.000	0	2	2	2	0	1	0	0	8	
Pittsburgh*	4	1-2	.500	0-0	.000	0-0	.000	0	1	1	0	0	0	0	0	2	
Rutgers (BET) *	5	2-3	.667	0-0	.000	0-0	.000	2	0	2	1	0	0	0	1	4	

Cornett's Career Statistics

YEAR	G-S	MIN/AVG	FG- FGA	PCT.	3-Point		FT- FTA	PCT.	Rebounds					STL	BLK	PF-D	PTS/AVG
					FG- FGA	PCT.			O	D	TOT	AVG.	AST.				
2002-03	12-0	61/5.1	10-17	.588	0-0	.000	10-14	.714	2	11	13	1.1	2	0	3	7-0	30/2.5
BIG EAST	2-0	4/2.0	0-1	.000	0-0	.000	2-4	.500	1	0	1	0.5	0	0	0	0-0	2/1.0
2003-04	26-1	284/10.9	38-80	.475	0-0	.000	42-62	.677	38	51	89	3.4	4	11	7	32-0	118/4.5
BIG EAST	14-0	121/8.6	13-37	.400	0-0	.000	14-27	.519	19	25	44	3.1	0	5	2	14-0	40/2.0
2004-05	25-0	229/9.2	38-65	.585	0-0	.000	13-34	.382	31	32	63	2.5	2	3	8	33-0	89/3.6
BIG EAST	13-0	131/10.1	24-35	.686	0-0	.000	8-19	.421	16	19	35	2.7	1	2	3	20-0	56/4.3
TOTALS	63-1	574/9.1	86-162	.531	0-0	.000	65-110	.591	71	94	165	2.6	8	14	18	72-0	237/3.8
BIG EAST	29-0	245/8.4	37-73	.507	0-0	.000	24-50	.480	36	44	80	2.8	1	7	5	34-0	98/3.4



Torin Francis

34

6-11 • 252 • Junior • Forward • Boston, MA/Tabor Academy

Captain of 2004-05 Irish ... has registered 23 career double-doubles ... scored in double figures in 49 of 82 career games and grabbed 10-plus rebounds in 28 career outings ... registered second straight double-double in loss to


Rutgers as he scored a season-high 21 points and grabbed 13 rebounds ... posted 21st career double-double in loss at Syracuse with 15 points and 11 rebounds ... registered 20th career double-double in Notre Dame's second meeting against Villanova as he scored 19 points and grabbed 13 rebounds ... scored 19 points in win over Connecticut ... has grabbed nine or more rebounds in 14 contests ... hauled in nine rebounds versus Harvard in season opener and first game back after missing final 12 games of the 2003-04 campaign ... scored 12 points in shooting 5-6 from the field against Michigan ... scored 11 points against IPFW for only other double-figures scoring effort of the season ... registered first double-double of the season and blocked 100th career shot against Indiana ... grabbed 500th career rebound versus DePaul ... grabbed nine rebounds against Army ... netted a season-high 13 points in the win over Marist ... posted second double-double of the year in the BIG EAST-opening defeat of Seton Hall, including a 6-7 effort from the charity stripe ... finished with 15 points and nine rebounds against Syracuse playing a season-high 35 minutes ... finished with nine points and nine rebounds against St. John's ... grabbed 600th rebound in loss at Syracuse ... scored 11 points and grabbed nine rebounds in win over Georgetown ... tallied 10 points, grabbed eight rebounds and blocked a season-high three shots against UCLA ... finished with eight points and nine rebounds against Rutgers ... earned fifth double-double of the season (and 22nd of his career) with 16 points and 10 boards versus Pittsburgh.

	Career	2004-05 Season Highs
Points:	25 vs. Arizona (3-27-03)	21 vs. Rutgers (3-9-05)
Field Goals:	10 vs. Arizona (3-27-03)	7 vs. Villanova (1-26-05)
		vs. Connecticut (1-30-05)
Field Goals Attempted:	15 vs. Rutgers (1-31-04)	14 vs. Connecticut (1-30-05)
Field-Goal Pct.:	1.000 on four occasions	1.000 (1-1) vs. Charleston Southern (11-26-04)
Three-Point Field Goals:	1 vs. Arizona (3-27-03)	--
Three-Point Field Goals Attempted:	1 vs. Arizona (3-27-03)	--
Three-Point Field Goal Pct.:	1.000 (1-1) vs. Arizona (3-27-03)	--
Free Throws:	11 on two occasions	9 vs. Rutgers (3-9-05)
Free Throws Attempted:	17 vs. Syracuse (2-15-03)	11 vs. Rutgers (3-9-05)
Free-Throw Percentage:	1.000 on seven occasions	1.000 on four occasions
Rebounds:	20 vs. Bucknell (11-22-03)	14 vs. Samford (12-30-04)
Assists:	4 vs. Virginia Tech (2-22-03)	2 vs. St. John's (1-15-05)
Blocked Shots:	8 vs. Texas (12-8-02)	3 vs. Georgetown (1-23-05)
		vs. UCLA (2-27-05)
Steals:	3 vs. Seton Hall (1-12-03)	2 vs. Connecticut (2-21-05)
Minutes:	40 on two occasions	38 vs. Rutgers (3-9-05)

Opp.	Min.	Total				Rebounds											Pts.
		FG- FGA	Pct.	3FG- FGA	Pct.	FT- FTA	Pct.	Off.	Def.	Total	PF	A	TO	BLK	Stl.		
Harvard (S)	32	2-6	.333	0-0	.000	3-5	.600	3	6	9	3	0	1	2	1	7	
IPFW (S)	28	4-9	.444	0-0	.000	3-5	.600	2	5	7	1	1	2	1	0	11	
Charleston Southern (S)	14	1-1	1.000	0-0	.000	2-2	1.000	2	1	3	0	0	4	0	0	4	
at Michigan (S)	17	5-6	.833	0-0	.000	2-4	.500	2	4	6	2	0	4	1	0	12	
at Indiana (S)	33	4-11	.364	0-0	.000	3-4	.750	5	8	13	2	0	1	1	0	11	
DePaul (S)	25	4-7	.571	0-0	.000	0-0	.000	2	1	3	1	1	0	0	0	8	
Army (S)	19	1-3	.333	0-0	.000	3-4	.750	5	4	9	1	1	0	1	0	3	
Marist (S)	24	5-7	.714	0-0	.000	3-3	1.000	1	7	8	2	1	2	0	0	13	
Western Illinois (S)	27	1-5	.200	0-0	.000	0-0	.000	5	5	10	1	1	2	2	0	2	
Samford (S)	22	0-4	.000	0-0	.000	0-2	.000	5	9	14	0	0	0	1	0	0	
at Seton Hall* (S)	34	6-12	.500	0-0	.000	3-4	.750	4	6	10	2	0	1	0	0	15	
Villanova* (S)	13	2-4	.500	0-0	.000	0-0	.000	2	0	2	3	0	1	0	0	4	
Syracuse* (S)	35	5-9	.556	0-0	.000	5-8	.625	4	5	9	4	1	4	0	0	15	
St. John's* (S)	33	2-9	.222	0-0	.000	5-6	.833	5	4	9	2	2	1	1	1	9	
at West Virginia* (S)	26	3-5	.600	0-0	.000	0-0	.000	0	3	3	4	1	1	1	1	6	
at Georgetown* (S)	21	1-4	.250	0-0	.000	0-0	.000	0	3	3	1	0	2	3	0	2	
at Villanova* (S)	30	7-12	.583	0-0	.000	5-8	.625	7	6	13	3	0	1	1	0	19	
Connecticut* (S)	31	7-14	.500	0-0	.000	5-7	.714	4	3	7	3	0	1	2	0	19	
at Syracuse* (S)	26	5-9	.556	0-0	.000	5-8	.625	5	6	11	4	0	1	0	0	15	
Boston College* (S)	35	2-9	.222	0-0	.000	2-4	.500	2	6	8	3	0	1	2	0	6	
at Pittsburgh* (S)	26	0-5	.000	0-0	.000	1-2	.500	2	5	7	1	0	4	2	0	1	
Georgetown* (S)	29	4-10	.400	0-0	.000	3-3	1.000	3	6	9	5	2	3	0	1	11	
at Providence* (S)	8	0-6	.000	0-0	.000	0-0	.000	4	1	5	0	0	2	0	0	0	
at Connecticut* (S)	32	4-8	.500	0-0	.000	7-9	.778	1	4	5	2	0	2	1	2	15	
UCLA (S)	24	5-7	.714	0-0	.000	0-2	.000	2	6	8	1	1	2	3	0	10	
Rutgers*(S)	28	2-5	.400	0-0	.000	4-4	1.000	0	9	9	4	1	2	1	9	8	
Pittsburgh* (S)	33	6-13	.461	0-0	.000	4-5	.800	3	7	10	3	1	4	2	1	16	
Rutgers (BET) * (S)	38	6-9	.667	0-0	.000	9-11	.820	3	10	13	0	0	0	1	1	21	

Francis' Career Statistics

YEAR	G-S	MIN/AVG	FG- FGA	PCT.	3-Point		FT- FTA	PCT.	Rebounds							PTS/AVG	
					FG- FGA	PCT.			O	D	TOT	AVG.	AST.	STL	BLK		PF- D
2002-03	34-34	974/28.6	126-252	.500	1-1	1.000	124-181	.685	96	188	284	8.4	34	16	60	64-0	377/11.1
BIG EAST	16-16	448/28.0	48-104	.462	0-0	.000	56-83	.675	34	71	105	6.6	19	7	23	29-0	152/9.5
2003-04	20-20	632/31.6	98-181	.567	0-2	.000	88-129	.682	61	114	175	8.8	23	7	35	47-0	284/14.2
BIG EAST	10-10	275/27.5	51-90	.567	0-0	.000	26-48	.542	26	42	68	6.8	6	1	13	23-0	128/12.8
2004-05	28-28	743/26.5	94-209	.450	0-0	.000	75-110	.682	83	140	223	8.0	14	8	29	58-1	263/9.4
BIG EAST	16-16	440/27.5	56-134	.418	0-0	.000	49-68	.721	46	74	120	7.5	8	6	16	44-1	161/10.1
TOTALS	82-82	2349/28.6	318-642	.495	1-3	.333	287-420	.683	240	442	682	8.3	71	30	124	169-1	924/11.3
BIG EAST	42-42	1163/27.7	155-328	.473	0-0	.000	131-199	.658	106	187	293	7.0	33	14	52	96-1	441/10.5



Chris Quinn

6- 2 • 185 • Junior • Guard • Dublin, OH/Dublin Coffman

2

Captain of 2004-05 Irish ... 47 career games in double figures ... has played all 94 games of his career ... led the Irish in scoring in the first three games of the season (first time that he has led team in scoring in three straight contests) and in seven games over-


all ... his 15-game double-figure scoring streak was a career best ... matched his career-high 25 points for the third time in his career in loss at Pittsburgh as he connected on a career-high 10 field (on 15 attempts) and was 5-6 from three-point range ... it marked the eighth 20-plus point performance of his career ... registered 20-plus points for the sixth time in his career in season opener against Harvard as he led all scorers with 20 points ... dished off a season-high six assists against DePaul ... scored 21 points against Marist ... netted 11 points, dished off three assists and collected three rebounds vs. Western Illinois ... turned in a 16-point, 5-assist performance in the BIG EAST home opener against Villanova ... finished with 13 points, four rebounds and four assists against Syracuse ... grabbed a career-high seven rebounds against St. John's and also finished with 13 points and four assists ... played 39 minutes in win at West Virginia and finished with 13 points and dished off 20th career assist versus Mountaineers ... played all 40 minutes in win over Boston College and scored 10 points and dished off six assists while turning the ball over just once ... played 40 minutes against Georgetown and was a perfect 4-4 from the field, connecting on all four of his field goal attempts from three-point range ... led all scoring with 17 points against Providence ... also scored 17 in loss to UCLA, in addition to dishing off six assists and making four steals ... scored 14 points in win over Rutgers before leaving the game with a sprained ankle in the final six minutes of the second half ... played a season-low 23 minutes and scored five points in regular-season finale against Pittsburgh ... played only 10 minutes in Notre Dame loss to Rutgers in the first round of the BIG EAST Tournament after suffering a bruised right clavicle ... has had 0 turnovers in six contests and played 35-plus minutes in 19 contests.

	Career Highs	2004-05 Season Highs
Points:	25 on three occasions	25 vs. Pittsburgh (2-12-05)
Field Goals:	10 vs. Pittsburgh (2-12-05)	10 vs. Pittsburgh (2-12-05)
Field Goals Attempted:	19 vs. UCLA (2-27-05)	19 vs. UCLA (2-27-05)
Field-Goal Pct.:	1.000 on two occasions	1.000 (4-4) vs. Georgetown (2-16-05)
Three-Point Field Goals:	6 vs. Quinnipiac (12-23-03)	5 vs. Pittsburgh (2-12-05)
Three-Point Field Goals Attempted:	10 vs. Syracuse (1-17-04)	8 vs. Charleston Southern (11-26-04)
Three-Point Field Goal Pct.:	1.000 on seven occasions	1.000 (4-4) on two occasions
Free Throws:	8 vs. Purdue (3-17-04)	7 vs. Harvard (11-19-04)
Free Throws Attempted:	9 vs. Purdue (3-17-04)	7 vs. Harvard (11-19-04)
Free-Throw Percentage:	1.000 on 25 occasions	1.000 on 10 occasions
Rebounds:	7 vs. St. John's (1-15-05)	7 vs. St. John's (1-15-05)
Assists:	8 vs. Miami (1-28-04)	6 vs. DePaul (12-11-04) vs. UCLA (2-27-05)
Blocked Shots:	1 on 12 occasions	1 on four occasions
Steals:	6 on two occasions	6 vs. Harvard (11-19-04)
Minutes:	40 on seven occasions	40 on four occasions

Opp.	Min.	Total					Pct.	Off.	Rebounds							Stl.	Pts.
		FG- FGA	Pct.	3FG- FGA	Pct.	FT- FTA			Def.	Total	PF	A	TO	BLK			
Harvard (S)	38	6-15	.400	1-6	.167	7-7	1.000	0	4	4	1	0	0	0	6	20	
IPFW (S)	28	5-7	.714	3-4	.750	2-3	.667	0	2	2	1	3	1	0	1	15	
Charleston Southern (S)	38	7-13	.538	3-8	.375	0-0	.000	1	2	3	0	1	0	0	2	17	
at Michigan (S)	39	2-11	.182	2-5	.400	0-0	.000	0	1	1	2	1	3	0	0	6	
at Indiana (S)	34	4-9	.444	3-6	.500	2-4	.500	0	3	3	3	3	1	0	3	13	
DePaul (S)	37	1-8	.125	1-4	.250	4-4	1.000	1	0	1	3	6	1	0	1	7	
Army (S)	34	3-9	.333	2-6	.333	0-0	.000	0	3	3	1	4	1	0	1	8	
Marist (S)	34	7-8	.875	4-4	1.000	3-5	.600	1	0	1	2	3	1	0	1	21	
Western Illinois (S)	32	3-11	.272	1-7	.142	4-4	1.000	0	3	3	1	3	1	1	0	11	
Samford (S)	38	4-10	.400	1-5	.200	0-0	.000	1	0	1	0	2	1	0	3	9	
at Seton Hall* (S)	34	1-7	.143	1-6	.167	0-0	.000	1	0	1	3	3	0	0	0	3	
Villanova* (S)	36	5-11	.455	4-6	.667	2-2	1.000	1	1	2	2	5	1	1	2	16	
Syracuse* (S)	35	4-9	.444	3-7	.429	2-2	1.000	3	1	4	3	4	2	0	1	13	
St. John's* (S)	38	5-12	.417	2-5	.400	1-1	1.000	3	4	7	0	4	1	1	1	13	
at West Virginia* (S)	39	4-9	.444	2-3	.667	3-3	1.000	2	2	4	2	3	2	0	1	13	
at Georgetown* (S)	38	4-10	.400	3-6	.500	2-2	1.000	1	4	5	0	3	0	0	0	13	
at Villanova* (S)	40	4-9	.444	3-6	.500	2-3	.667	0	4	4	1	4	1	1	0	13	
Connecticut* (S)	39	5-10	.500	2-5	.400	0-2	.000	0	3	3	0	3	1	0	3	12	
at Syracuse* (S)	39	4-8	.500	3-7	.429	1-2	.500	0	2	2	3	1	2	0	1	12	
Boston College* (S)	40	4-7	.571	1-2	.500	1-3	.333	0	4	4	2	6	1	1	1	10	
at Pittsburgh* (S)	39	10-15	.667	5-6	.833	0-0	.000	1	2	3	1	3	0	0	1	25	
Georgetown* (S)	40	4-4	1.000	4-4	1.000	6-7	.857	1	1	2	1	3	1	0	1	18	
at Providence* (S)	40	6-13	.462	5-8	.625	0-0	.000	2	3	5	0	4	3	0	0	17	
at Connecticut* (S)	38	5-10	.500	2-5	.400	0-0	.000	0	1	1	1	3	1	0	1	12	
UCLA (S)	37	7-19	.368	2-7	.286	1-2	.250	2	1	3	4	6	3	0	4	17	
Rutgers* (S)	31	5-8	.625	2-3	.667	2-2	1.000	0	4	4	2	1	1	0	0	14	
Pittsburgh* (S)	23	1-4	.250	1-4	.250	2-2	1.000	0	1	1	1	4	0	0	0	5	
Rutgers (BET) * (S)	10	0-1	.000	0-0	.000	0-0	.000	0	0	0	2	0	0	0	0	0	

Quinn's Career Statistics

YEAR	G-S	MIN/AVG	FG- FGA	PCT.	3-Point		FT- FTA	PCT.	O	Rebounds			AST.	STL	BLK	PF-D	PTS/AVG
					FG- FGA	PCT.				D	TOT	AVG.					
2002-03	34-0	521/15.3	43-90	.478	29-66	.439	16-20	.800	18	35	53	1.6	51	28	3	40-0	131/3.9
BIG EAST	16-0	210/13.1	15-33	.455	10-25	.400	8-10	.800	13	7	20	1.3	22	12	1	15-0	48/3.0
2003-04	32-25	1145/35.8	153-354	.432	74-195	.379	77-96	.802	15	80	95	3.0	104	47	5	62-0	457/14.3
BIG EAST	16-14	582/36.4	76-182	.418	38-105	.362	38-52	.731	8	41	49	3.1	60	26	4	29-0	228/14.3
2004-05	27-27	977/36.2	120-266	.451	66-145	.455	47-60	.783	21	56	77	2.9	86	35	5	42-0	353/12.6
BIG EAST	17-17	598/35.2	71-146	.486	43-83	.518	24-31	.774	15	37	52	3.3	54	13	4	22-0	209/12.3
TOTALS	94-53	2653/28.2	316-710	.445	169-406	.416	140-176	.795	54	171	225	2.4	241	110	13	144-0	941/10.1
BIG EAST	48-30	1380/28.8	162-361	.450	91-213	.430	70-93	.753	36	85	121	2.5	136	51	9	66-0	483/9.9



Russell Carter

43

6- 4 • 223 • Sophomore • Guard • Paulsboro, NJ/Paulsboro

Has played in 23 games ... scored a career-high 12 points (second double-figures scoring effort of his career) against Rutgers in first round of the BIG EAST Tournament as he connected on 4-9 from the field, while playing a career-high 22 minutes ... scored


11 points (first double-digit performance of his career) and grabbed a career-high seven rebounds playing 20 minutes in the win over Samford ... finished 3-4 from the field and 4-6 from three-point range ... scored six points against DePaul as he finished 2-4 from the field ... saw his first action of the season against IPFW and scored two points... also played against Charleston Southern ... played 12 minutes, while registering personal-bests of five rebounds and two steals, against Army ... played a career-high 15 minutes and tallied seven points in the win over Marist ... had four points and four rebounds against Western Illinois ... scored five points in eight minutes against Seton Hall ... netted seven points in 10 minutes off the bench against Syracuse ... scored six points in 10 minutes versus UCLA ... had four points in six minutes against Pittsburgh in second meeting.

	Career Highs	2004-05 Season Highs
Points:	12 vs. Rutgers (3-9-05)	12 vs. Rutgers (3-9-05)
Field Goals:	4 vs. Rutgers (3-9-05)	4 vs. Rutgers (3-9-05)
Field Goals Attempted:	9 vs. Rutgers (3-9-05)	9 vs. Rutgers (3-9-05)
Field-Goal Pct:	1.000 on five occasions	1.000 on three occasions
Three-Point Field Goals:	1 on 11 occasions	1 on nine occasions
Three-Point Field Goals Attempted:	4 on two occasions	4 on two occasions
Three-Point Field Goal Pct.:	1.000 (1-1) on seven occasions	1.000 (1-1) on six occasions
Free Throws:	4 vs. Samford (12-30-04)	4 vs. Samford (12-30-04)
Free Throws Attempted:	6 vs. Samford (12-30-04)	6 vs. Samford (12-30-04)
Free-Throw Percentage:	1.000 (1-1) vs. DePaul (12-11-04)	1.000 vs. DePaul (12-11-04)
Rebounds:	7 vs. Samford (12-30-04)	7 vs. Samford (12-30-04)
Assists:	2 on two occasions	2 on two occasions
Blocked Shots:	1 on two occasions	1 vs. Marist (12-22-04)
Steals:	2 vs. Army (12-19-04)	2 vs. Army (12-19-04)
Minutes:	22 vs. Rutgers (3-9-05)	22 vs. Rutgers (3-9-05)

Opp.	Min.	Total		3FG- FGA	Pct.	FT- FTA	Pct.	Off.	Rebounds			PF	A	TO	BLK	Stl.	Pts.	
		FG- FGA	Pct.						Def.	Total								
Harvard	DNP																	
IPFW	6	1-2	.500	0-1	.000	0-0	.000	1	0	1	0	2	1	0	1	2		
Charleston Southern	2	0-0	.000	0-0	.000	0-0	.000	0	0	0	1	0	2	0	0	0		
at Michigan	DNP																	
at Indiana	DNP																	
DePaul	4	2-4	.500	1-2	.500	1-1	1.000	0	0	0	2	0	1	0	0	6		
Army	12	0-4	.000	0-2	.000	0-0	.000	4	1	5	2	0	1	0	2	0		
Marist	15	3-7	.429	1-2	.500	0-0	.000	2	1	3	1	0	1	1	0	7		
Western Illinois	15	2-6	.333	0-1	.000	0-0	.000	3	1	4	4	1	1	0	0	4		
Samford	20	3-4	.750	1-1	1.000	4-6	.667	4	3	7	3	2	3	0	1	11		
at Seton Hall*	8	2-3	.667	1-1	1.000	0-0	.000	0	0	0	0	0	0	0	0	5		
Villanova*	4	0-0	.000	0-0	.000	0-0	.000	0	1	0	2	0	0	0	0	0		
Syracuse*	10	3-4	.750	1-1	1.000	0-1	.000	2	0	2	2	0	2	0	1	7		
St. John's*	9	1-2	.500	0-1	.000	0-0	.000	0	1	1	1	1	1	0	0	2		
at West Virginia*	4	1-1	1.000	1-1	1.000	0-0	.000	0	0	0	2	0	0	0	0	3		
at Georgetown*	9	0-1	.000	0-0	.000	1-2	.000	1	0	1	1	0	1	0	0	1		
at Villanova*	2	1-1	1.000	1-1	1.000	0-0	.000	0	0	0	0	0	1	0	0	3		
Connecticut*	4	0-0	.000	0-0	.000	0-0	.000	0	1	1	2	1	1	0	0	0		
at Syracuse*	3	0-2	.000	0-1	.000	0-2	.000	1	0	1	1	0	0	0	1	0		
Boston College*	2	0-0	.000	0-0	.000	0-0	.000	0	1	1	0	0	1	0	0	0		
at Pittsburgh*	11	1-1	1.000	1-1	1.000	0-0	.000	0	1	1	1	0	1	0	0	3		
Georgetown*	2	0-0	.000	0-0	.000	0-0	.000	0	0	0	0	0	1	1	0	0		
at Providence*	DNP																	
at Connecticut*	1	0-0	.000	0-0	.000	0-0	.000	0	0	0	0	0	0	0	0	0		
UCLA	10	2-3	.667	2-2	1.000	0-0	.000	0	1	1	0	0	0	0	0	6		
Rutgers*	DNP																	
Pittsburgh*	6	2-3	.667	0-1	.000	0-0	.000	0	0	0	1	1	1	0	0	4		
Rutgers (BET) *	22	4-9	.444	1-2	.500	3-4	.765	1	1	2	3	0	0	0	1	12		

Carter's Career Statistics

YEAR	G- S	MIN/AVG	3-Point			Rebounds											PTS/AVG
			FG- FGA	PCT.	PCT.	FT- FTA	PCT.	O	D	TOT	AVG.	AST.	STL	BLK	PF- D		
2003-04	11-0	23/2.1	3-9	.333	2-5	.400	1-2	.500	1	3	4	0.4	0	1	1	5-0	9/0.8
BIG EAST	4-0	5/1.3	2-3	.667	1-2	.500	0-0	.000	0	1	1	0.3	0	0	0	2-0	5/1.3
2004-05	23-0	181/7.9	28-57	.491	11-21	.524	9-16	.563	19	13	32	1.4	8	7	2	29-0	76/3.3
BIG EAST	14-0	75/5.4	11-18	.611	5-8	.625	1-5	.200	4	5	9	0.6	3	2	1	13-0	28/2.0
TOTALS	34-0	204/6.5	31-66	.470	13-26	.500	10-18	.556	20	16	36	1.1	8	9	3	34-0	85/2.5
BIG EAST	18-0	80/4.4	13-21	.619	6-10	.600	1-5	.200	4	6	10	0.6	3	2	1	15-0	33/1.8



Colin Falls

6- 5 • 204 • Sophomore • Guard • Park Ridge, IL/Loyola Academy

15

Has played in all 28 contests, and made starts in each of the last 21 games ... scored a career-high 28 points when he connected on a career-high eight three-pointers against Pittsburgh in regular-season finale ... the eight three-pointers also tied a school


record... hit 8-16 from the field overall and 8-14 from three-point range ... has scored 20-plus points in four contests ... his six-game double-digit scoring streak earlier in the season was a career-high ... matched personal best with 23-point performance in Notre Dame's win over previously unbeaten Boston College as he connected on a personal-best 8-14 shots and was 7-12 (also a career-high) from three-point range ... scored a career-high 23 points in win over St. John's as he connected on a personal best six three-pointers ... netted first 20-point performance of his career when he registered a then career-high 20 points against DePaul ... finished 7-10 from the field and 5-7 from three-point range ... followed that with a game-high 16-point effort against Army as he finished 5-9 from the field and 3-7 from three-point range ... dished off a career-best five assists against the Cadets ... prior to the DePaul game all of his field goals (8) and attempts (20) for the season had been from three-point range ... 3-4 against IPFW and 3-7 versus Michigan from three-point range ... ripped down a season-high five rebounds against Marist ... scored 17 points on 5-9 shooting versus Western Illinois ... tallied 19 points, including the game-winning three-pointer with four seconds remaining, in the BIG EAST opener versus Seton Hall ... led Irish in scoring for the fourth time this season with 19-point effort against West Virginia ... has scored in double figures in 18 career games and on 13 occasions this season. ... hit three-pointer that gave the Irish the lead (54-53) with six seconds remaining in eventual loss at Georgetown ... played all 40 minutes for the first time in his career in Notre Dame's loss to Syracuse and finished with nine points ... had 13 points and tied a career-high with three steals against Georgetown ... hit 6-12 shots from the field and 6-10 from three-point range in scoring a team-high 19 points ... has led the Irish in scoring in nine contests.

	Career Highs	2004-05 Season Highs
Points:	28 vs. Pittsburgh (3-5-05)	28 vs. Pittsburgh (3-5-05)
Field Goals:	8 vs. Boston College (2-8-05)	8 vs. Boston College (2-8-05)
	vs. Pittsburgh (3-5-05)	vs. Pittsburgh (3-5-05)
Field Goals Attempted:	16 vs. St. John's (1-15-05)	16 vs. St. John's (1-15-05)
	vs. Pittsburgh (3-5-05)	vs. Pittsburgh (3-5-05)
Field-Goal Pct:	1.000 on four occasions	.750 vs. IPFW (11-23-04)
Three-Point Field Goals:	8 vs. Pittsburgh (3-5-05)	8 vs. Pittsburgh (3-5-05)
Three-Point Field Goals Attempted:	14 vs. Pittsburgh (3-5-05)	14 vs. Pittsburgh (3-5-05)
Three-Point Field Goal Pct.:	1.000 on three occasions	.750 vs. IPFW (11-23-04)
Free Throws:	10 vs. Seton Hall (1-5-05)	10 vs. Seton Hall (1-5-05)
Free Throws Attempted:	11 vs. Seton Hall (1-5-05)	11 vs. Seton Hall (1-5-05)
Free-Throw Percentage:	1.000 on 13 occasions	1.000 on 10 occasions
Rebounds:	5 on three occasions	5 vs. Marist (12-22-04)
Assists:	5 vs. Army (12-19-04)	5 vs. Army (12-19-04)
Blocked Shots:	1 on four occasions	1 on five occasions
Steals:	3 on three occasions	3 vs. Connecticut (1-30-05)
		vs. Georgetown (2-16-05)
Minutes:	40 vs. Syracuse (2-5-05)	40 vs. Syracuse (2-5-05)

Opp.	Min.	Total			Rebounds										Stl.	Pts.	
		FG- FGA	Pct.	3FG- FGA	Pct.	FT- FTA	Pct.	Off.	Def.	Total	PF	A	TO	BLK			
Harvard	18	1-4	.250	1-4	.250	0-0	.000	0	0	0	0	0	0	0	0	0	3
IPFW	15	3-4	.750	3-4	.750	0-0	.000	0	0	0	3	0	0	0	1	9	
Charleston Southern	18	1-3	.333	1-3	.333	2-2	1.000	0	0	0	1	1	1	0	1	5	
at Michigan	24	3-7	.429	3-7	.429	0-0	.000	2	1	3	2	2	1	0	2	9	
at Indiana	16	0-2	.000	0-2	.000	0-0	.000	1	1	2	0	1	0	0	0	0	
DePaul	23	7-10	.700	5-7	.714	1-1	1.000	1	1	2	1	1	1	0	1	20	
Army	30	5-9	.556	3-7	.429	3-4	.750	0	3	3	0	5	0	1	2	16	
Marist (S)	28	2-7	.285	2-6	.333	0-0	.000	0	5	5	0	1	2	1	1	6	
Western Illinois (S)	29	5-9	.555	5-9	.555	2-2	1.000	1	2	3	2	2	3	0	1	17	
Samford (S)	28	3-7	.429	3-6	.500	0-0	.000	1	1	2	2	1	1	1	0	9	
at Seton Hall* (S)	34	3-10	.300	3-6	.500	10-11	.909	1	3	4	2	0	0	0	1	19	
Villanova* (S)	37	3-6	.500	3-5	.600	7-7	1.000	0	2	2	3	2	0	1	0	16	
Syracuse* (S)	32	3-9	.333	3-9	.333	5-5	1.000	0	3	3	4	3	2	0	0	14	
St. John's* (S)	34	7-16	.438	6-13	.463	3-3	1.000	0	2	2	4	1	1	0	0	23	
at West Virginia* (S)	38	5-13	.385	5-12	.417	4-4	1.000	0	4	4	1	2	0	0	0	19	
at Georgetown* (S)	33	3-7	.429	3-6	.500	4-5	.800	0	0	0	4	0	0	0	1	13	
at Villanova* (S)	34	1-6	.167	1-4	.250	0-0	.000	1	3	4	5	1	2	0	0	3	
Connecticut* (S)	30	2-11	.182	2-10	.200	3-3	1.000	1	2	3	4	3	1	0	2	9	
at Syracuse* (S)	40	3-9	.333	3-8	.375	0-0	.000	1	0	1	2	4	0	1	0	9	
Boston College* (S)	39	8-14	.571	7-12	.583	0-0	.000	0	4	4	2	1	0	0	0	23	
at Pittsburgh* (S)	34	2-11	.182	1-10	.100	3-3	1.000	0	1	1	2	1	2	0	1	8	
Georgetown* (S)	39	2-8	.250	2-7	.286	7-7	1.000	1	0	1	1	1	1	0	3	13	
at Providence* (S)	36	3-12	.250	3-11	.273	0-0	.000	0	3	3	2	2	1	0	1	9	
at Connecticut* (S)	29	6-12	.500	6-10	.600	1-3	.333	0	0	0	3	0	0	0	1	19	
UCLA	29	1-6	.167	1-5	.200	4-5	.800	0	1	1	2	1	2	0	2	7	
Rutgers* (S)	39	6-11	.554	5-10	.500	1-2	.500	1	1	2	0	1	2	1	1	18	
Pittsburgh* (S)	39	8-16	.500	8-14	.571	4-5	.800	1	1	2	2	2	0	0	1	28	
Rutgers (BET) * (S)	36	1-10	.100	1-8	.125	0-0	.000	0	1	1	2	1	1	0	0	3	

Falls' Career Statistics

YEAR	G- S	MIN/AVG	FG- FGA	PCT.	3-Point			FT- FTA	PCT.	Rebounds				STL	BLK	PF- D	PTS/AVG
					FG- FGA	PCT.	PCT.			O	D	TOT	AVG.				
2003-04	32-8	499/15.6	47-115	.409	37-94	.394	16-23	.696	12	30	42	1.3	28	11	3	38-0	147/4.6
BIG EAST	16-2	196/12.3	19-45	.422	16-39	.410	11-16	.688	6	12	18	1.1	11	6	1	21-0	65/4.1
2004-05	28-21	861/30.8	97-249	.390	89-215	.414	64-72	.889	13	45	58	2.1	40	23	6	56-1	347/12.4
BIG EAST	16-16	567/35.4	65-171	.380	61-147	.415	52-58	.897	7	29	36	2.3	24	12	3	41-1	243/15.2
TOTALS	59-28	1324/22.4	143-354	.404	125-301	.415	80-95	.842	25	74	99	1.7	67	34	9	92-1	491/8.3
BIG EAST	33-19	799/24.2	85-226	.376	78-194	.402	63-74	.851	13	42	55	1.7	36	18	4	64-1	311/9.4



Omari Isreal

5

6-9 • 233 • Sophomore • Forward • Rockville, MD/Our Lady of Good Counsel

Did not play during the 2003-04 season while recovering from ACL surgery in February of 2003 ... has played in 19 games ... made appearance in first-ever BIG EAST game versus St. John's and played seven minutes ... saw action in his first collegiate game in the


season opener against Harvard and scored three points ... registered career-bests of four points and three rebounds against Charleston Southern ... grabbed three rebounds in the Indiana and Army games ... dished off three assists in seven minutes against DePaul ... scored two points and grabbed a rebound in the Western Illinois game ... grabbed two rebounds against Georgetown... saw action against Providence, scoring two points ... played a career-high 18 minutes in loss at Connecticut and grabbed a career-high six rebounds ... followed that performance by playing 16 minutes against UCLA and scoring a career-high five points, while also grabbing four rebounds ... scored four points, hitting 2-3 field goals against Rutgers ... played double-digit minutes in four consecutive outings versus Connecticut, UCLA, Rutgers, and Pittsburgh for the first time in his career ... blocked first career shot in final game of the regular season against Pittsburgh.

	Career Highs	2004-05 Season Highs
Points:	5 vs. UCLA (2-27-05)	5 vs. UCLA (2-27-05)
Field Goals:	1 on seven occasions	1 on seven occasions
Field Goals Attempted:	3 on three occasions	3 on three occasions
Field-Goal Pct.:	.500 on four occasions	.500 on four occasions
Three-Point Field Goals:	1 vs. Harvard (11-19-04)	1 vs. Harvard (11-19-04)
Three-Point Field Goals Attempted:	1 vs. Harvard (11-19-04)	1 vs. Harvard (11-19-04)
Three-Point Field Goal Pct.:	1.000 vs. Harvard (11-19-04)	1.000 vs. Harvard (11-19-04)
Free Throws:	3 vs. UCLA (2-27-05)	3 vs. UCLA (2-27-05)
Free Throws Attempted:	4 vs. UCLA (2-27-05)	4 vs. UCLA (2-27-05)
Free-Throw Percentage:	1.000 (2-2) vs. Charleston Southern (11-26-04)	1.000 (2-2) vs. Charleston Southern (11-26-04)
Rebounds:	6 vs. Connecticut (2-21-05)	6 vs. Connecticut (2-21-05)
Assists:	3 vs. Harvard (12-11-04)	3 vs. Harvard (12-11-04)
Blocked Shots:	1 on two occasions	1 on two occasions
Steals:	1 on two occasions	1 on two occasions
Minutes:	18 vs. Connecticut (2-21-05)	18 vs. Connecticut (2-21-05)

Opp.	Min.	Total			Pct.	FT-FTA	Pct.	Off.	Rebounds		PF	A	TO	BLK	Stl.	Pts.
		FG- FGA	Pct.	3FG- FGA					Def.	Total						
Harvard	7	1-3	.333	1-1	1.000	0-0	.000	1	0	1	1	1	0	0	1	3
IPFW	14	1-2	.500	0-0	.000	0-0	.000	1	0	1	1	0	1	0	0	2
Charleston Southern	13	1-2	.500	0-0	.000	2-2	.000	1	2	3	2	0	0	0	1	4
at Michigan	1	0-0	.000	0-0	.000	0-0	.000	0	0	0	0	0	0	0	0	0
at Indiana	9	0-1	.000	0-0	.000	0-2	.000	2	1	3	0	0	0	0	0	0
DePaul	7	0-0	.000	0-0	.000	0-1	.000	0	1	1	2	3	1	0	0	0
Army	10	1-3	.333	0-0	.000	0-0	.000	2	1	3	1	0	1	1	0	0
Marist	5	0-1	.000	0-0	.000	0-0	.000	0	0	0	1	0	0	0	0	0
Western Illinois	3	1-2	.500	0-0	.000	0-1	.000	0	1	1	0	0	0	0	0	2
Samford	7	0-1	.000	0-0	.000	0-0	.000	0	0	0	1	0	1	0	0	0
at Seton Hall*	DNP															
Villanova*	DNP															
Syracuse*	DNP															
St. John's*	7	0-2	.000	0-0	.000	0-0	.000	0	1	1	4	0	0	0	0	0
at West Virginia*	1	0-0	.000	0-0	.000	0-0	.000	0	1	1	0	0	1	0	0	0
at Georgetown*	1	0-0	0-0	0-0	.000	0-0	.000	1	1	2	2	0	1	0	0	0
at Villanova*	DNP															
Connecticut*	DNP															
at Syracuse*	DNP															
Boston College*	DNP															
at Pittsburgh*	DNP															
Georgetown*	DNP															
at Providence*	4	1-2	.500	0-0	.000	0-1	.000	0	1	1	3	0	0	0	0	2
at Connecticut*	18	0-1	.000	0-0	.000	0-1	.000	1	5	6	3	1	2	0	0	0
UCLA	16	1-3	.333	0-0	.000	3-4	.750	2	2	4	1	1	0	0	0	5
Rutgers*	15	2-3	.667	0-0	.000	0-1	.000	1	1	2	3	0	1	0	0	4
Pittsburgh*	16	1-2	.500	0-0	.000	0-2	.000	1	2	3	4	1	2	1	0	2
Rutgers (BET)*	8	0-1	.000	0-0	.000	0-0	.000	0	1	1	2	1	2	1	0	0

Isreal's Career Statistics

YEAR	G-S	MIN/AVG	3-Point			Rebounds			O	D	TOT	AVG.	AST.	STL	BLK	PF-D	PTS/AVG
			FG- FGA	PCT.	FG- FGA	PCT.	FT- FTA	PCT.									
2004-05	19-0	162/8.5	10-29	.345	1-1	1.000	5-15	.333	11	23	34	1.8	8	2	2	34-0	26/1.4
BIG EAST	7-0	62/8.9	4-10	.400	0-0	.000	0-5	.000	4	12	16	2.3	2	0	1	19-0	8/1.1
TOTALS	19-0	162/8.5	10-29	.345	1-1	1.000	5-15	.333	11	23	34	1.8	8	2	2	34-0	26/1.4
BIG EAST	7-0	62/8.9	4-10	.400	0-0	.000	0-5	.000	4	12	16	2.3	2	0	1	19-0	8/1.1



Rob Kurz

31

6-9 • 219 • Freshman • Forward • Lower Gwynedd, PA/Penn Charter


Lone freshman on the 2004-05 Irish roster ... has played in 13 games off the bench ... grabbed a career-high four rebounds versus IPFW ... had an assist and blocked shot against Army ... netted a career-high three points versus Marist ... scored two points against Western Illinois ... saw action in his first BIG EAST contest versus West Virginia, playing one minute ... also saw action against Georgetown, Providence and Connecticut contests ... sister Laura is a freshman on the Duke women's basketball team.

	Career Highs	2004-05 Season Highs
Points:	3 vs. Marist (12-22-04)	3 vs. Marist (12-22-04)
Field Goals:	1 on three occasions	1 on three occasions
Field Goals Attempted:	3 vs. Western Illinois (12-28-04)	3 vs. Western Illinois (12-28-04)
Field-Goal Pct:	1.000 vs IPFW (11-23-04)	1.000 vs. IPFW (11-23-04)
Three-Point Field Goals:	-	-
Three-Point Field Goals Attempted:	1 vs. Army (12-19-04) vs. Samford (12-30-04)	1 vs. Army (12-19-04) vs. Samford (12-30-04)
Three-Point Field Goal Pct.:	-	-
Free Throws:	1 on two occasions	1 on two occasions
Free Throws Attempted:	2 vs. Charleston Southern (11-26-04)	2 vs. Charleston Southern (11-26-04)
Free-Throw Percentage:	1.000 vs. Marist (12-22-04)	1.000 vs. Marist (12-22-04)
Rebounds:	4 vs. IPFW (11-23-04)	4 vs. IPFW (11-23-04)
Assists:	1 vs. Army (12-19-04)	1 vs. Army (12-19-04)
Blocked Shots:	1 on two occasions	1 on two occasions
Steals:	1 vs. Indiana (12-8-04)	1 vs. Indiana (12-8-04)
Minutes:	12 vs. IPFW (11-23-04)	12 vs. IPFW (11-23-04)

Opp.	Min.	Total			Rebounds											Pts.	
		FG- FGA	Pct.	3FG- FGA	Pct.	FT- FTA	Pct.	Off.	Def.	Total	PF	A	TO	BLK	Stl.		
Harvard	5	0-0	.000	0-0	.000	0-0	.000	0	1	1	1	0	1	1	0	0	0
IPFW	12	1-1	1.000	0-0	.000	0-0	.000	1	3	4	1	0	2	0	0	0	2
Charleston Southern	5	0-0	.000	0-0	.000	1-2	.500	1	1	2	1	0	1	0	0	0	1
at Michigan	DNP																
at Indiana	1	0-0	.000	0-0	.000	0-0	.000	0	0	0	0	0	0	0	1	0	0
DePaul	2	0-0	.000	0-0	.000	0-0	.000	0	0	0	0	0	0	0	0	0	0
Army	4	0-2	.000	0-1	.000	0-0	.000	0	1	1	1	1	0	1	0	0	0
Marist	4	1-2	.500	0-0	.000	1-1	1.000	0	0	0	0	0	0	0	0	0	3
Western Illinois	3	1-3	.333	0-0	.000	0-0	.000	1	0	1	0	0	1	0	0	0	2
Samford	4	0-1	.000	0-1	.000	0-0	.000	0	0	0	0	0	0	0	0	0	0
at Seton Hall*	DNP																
Villanova*	DNP																
Syracuse*	DNP																
St. John's*	DNP																
at West Virginia*	1	0-0	.000	0-0	.000	0-0	.000	0	0	0	0	0	0	0	0	0	0
at Georgetown*	DNP																
at Villanova*	DNP																
Connecticut*	DNP																
at Syracuse*	DNP																
Boston College*	DNP																
at Pittsburgh*	DNP																
Georgetown*	1	0-0	.000	0-0	.000	0-0	.000	0	0	0	0	0	0	0	0	0	0
at Providence*	2	0-0	.000	0-0	.000	0-0	.000	0	0	0	0	0	0	0	0	0	0
at Connecticut*	1	0-0	.000	0-0	.000	0-0	.000	0	0	0	0	0	0	0	0	0	0
UCLA	DNP																
Rutgers*	DNP																
Pittsburgh*	DNP																
Rutgers (BET)*	DNP																

Kurz' Career Statistics

YEAR	G- S	MIN/AVG	3- Point			Rebounds											PTS/AVG
			FG- FGA	PCT.	FG- FGA	PCT.	FT- FTA	PCT.	O	D	TOT	AVG.	AST.	STL	BLK	PF- D	
2004-05	13-0	47/3.6	3-9	.333	0-2	.000	2-3	.667	3	6	9	0.7	1	1	2	4-0	8/0.6
BIG EAST	4-0	4/1.0	0-0	.000	0-0	.000	0-0	.000	0	0	0	0.0	0	0	0-0	0/0.0	
TOTALS	13-0	47/3.8	3-9	.333	0-2	.000	2-3	.667	3	6	9	0.7	1	1	2	4-0	8/0.6
BIG EAST	4-0	4/1.0	0-0	.000	0-0	.000	0-0	.000	0	0	0	0.0	0	0	0-0	0/0.0	



Greg Bosl


55

6- 1 • 198 • Senior • Guard • Syosset, NY/St. Dominic

Second-year walk-on ... had surgery to remove a screw after breaking left foot in August ... played in six games during his first season ... has seen action in five games this season ... saw first action of the season against Marist and picked up his first career assist ... grabbed first career rebound and made first career steal against Western Illinois ... also saw action in the Samford, West Virginia and Pittsburgh contests.

Bosl's Career Statistics

YEAR	G- S	MIN/AVG	FG- FGA	PCT.	3- Point		FT- FTA	PCT.	Rebounds			AVG.	AST.	STL	BLK	PF- D	PTS/AVG
					FG- FGA	PCT.			O	D	TOT						
2003- 04	6-0	4/0.7	1-3	.333	1-3	.333	0-0	.000	0	0	0	0.0	0	0	0	0-0	3/0.5
BIG EAST	2-0	1/0.5	0-1	.000	0-1	.000	0-0	.000	0	0	0	0.0	0	0	0	0-0	0/0.0
2004- 05	5-0	5/1.0	0-0	.000	0-0	.000	0-0	.000	0	1	0	0.2	1	1	0	0-0	0/0.0
BIG EAST	2-0	1/0.5	0-0	.000	0-0	.000	0-0	.000	0	0	0	0.0	0	0	0	0-0	0/0.0
TOTALS	11-0	9/0.8	1-3	.333	1-3	.333	0-0	.000	0	1	0	0.1	1	1	0	0-0	3/0.3
BIG EAST	4-0	2/0.5	0-1	.000	0-1	.000	0-0	.000	0	0	0	0.0	0	0	0	0-0	0/0.0



Chris Murphy


24

6- 6 • 210 • Junior • Forward • Downers Grove, IL/Benet Academy

First-year member of team as a walk-on ... did not dress for the IPFW and Charleston Southern contests due to a foot injury ... earned first collegiate appearance in the win over Marist, playing one minute ... played one minutes in win at West Virginia, seeing action in his first BIG EAST contest.

Murphy's Career Statistics

YEAR	G- S	MIN/AVG	FG- FGA	PCT.	3- Point		FT- FTA	PCT.	Rebounds			AVG.	AST.	STL	BLK	PF- D	PTS/AVG
					FG- FGA	PCT.			O	D	TOT						
2004- 05	2-0	2/1.0	0-0	.000	0-0	.000	0-0	.000	0	0	0	0.0	0	0	0	1-0	0/0.0
BIG EAST	2-0	1/1.0	0-0	.000	0-0	.000	0-0	.000	0	0	0	0.0	0	0	0	0-0	0/0.0
TOTALS	2-0	2/1.0	0-0	.000	0-0	.000	0-0	.000	0	0	0	0.0	0	0	0	1-0	0/0.0
BIG EAST	1-0	1/1.0	0-0	.000	0-0	.000	0-0	.000	0	0	0	0.0	0	0	0	0-0	0/0.0



Ben Nickol

21

6- 5 • 218 • Junior • Forward • Coueur d'Alene, ID/Gonzaga Academy

First-year member of team as a walk-on ... has played in six games ... registered first career points when he scored two points against Army ... saw action in his first collegiate game against IPFW and played one minute ... also played one minute versus Charleston Southern ... got one minute of action against Marist ... played two minutes against Western Illinois ... saw action in his first BIG EAST contest in Notre Dame's win at West Virginia.

Nickol's Career Statistics

YEAR	G- S	MIN/AVG	FG- FGA	PCT.	3- Point		FT- FTA	PCT.	Rebounds			AVG.	AST.	STL	BLK	PF- D	PTS/AVG
					FG- FGA	PCT.			O	D	TOT						
2004- 05	6-0	7/1.2	1-3	.333	0-1	.000	0-0	.000	0	0	0	0.0	0	1	0	0-0	2/0.3
BIG EAST	1-0	1/1.0	0-0	.000	0-0	.000	0-0	.000	0	0	0	0.0	0	0	0	0-0	0/0.0
TOTALS	6-0	7/1.2	1-3	.333	0-1	.000	0-0	.000	0	0	0	0.0	0	1	0	0-0	2/0.3
BIG EAST	1-0	1/1.0	0-0	.000	0-0	.000	0-0	.000	0	0	0	0.0	0	0	0	0-0	0/0.0

2004-05 Game-By-Game Statistics

<i>Opponent</i>	<i>Overall</i>		<i>3-Point</i>		<i>FT- A</i>	<i>Pct.</i>	<i>O- D- Tot.</i>	<i>PF</i>	<i>A</i>	<i>TO</i>	<i>B</i>	<i>S</i>	<i>Pts</i>
	<i>FG- A</i>	<i>Pct.</i>	<i>FG- A</i>	<i>Pct.</i>									
Harvard	22-48	.458	3-14	.214	12-19	.632	8-33-41	19	11	19	5	6	59
Notre Dame	23-66	.348	5-20	.250	15-21	.714	14-21-35	16	9	7	6	15	65
IPFW	18-51	.348	7-21	.333	2-5	.400	8-18-26	16	11	13	2	5	45
Notre Dame	26-52	.500	7-16	.438	14-20	.700	12-27-39	12	19	11	3	7	73
Charleston Southern	17-52	.327	4-14	.286	0-0	.000	11-23-34	17	7	17	2	4	38
Notre Dame	18-48	.375	5-20	.250	13-17	.765	8-24-32	11	9	11	3	8	54
Michigan	25-55	.455	6-17	.353	5-9	.556	10-22-32	13	10	14	5	6	61
Notre Dame	24-61	.393	6-19	.316	6-10	.600	16-22-38	12	16	16	3	7	60
Indiana	16-53	.302	5-20	.250	8-12	.667	14-18-32	16	11	11	6	6	45
Notre Dame	20-49	.408	5-14	.357	10-18	.556	15-26-41	16	9	14	3	8	55
DePaul	31-52	.596	8-14	.571	14-19	.737	11-19-30	16	22	10	3	7	84
Notre Dame	27-56	.482	11-20	.550	8-9	.889	11-14-25	17	21	11	2	6	73
Army	20-49	.408	7-15	.467	5-7	.467	3-25-28	16	12	19	0	6	52
Notre Dame	26-67	.388	9-29	.310	10-18	.556	19-28-47	10	21	11	6	14	71
Marist	25-62	.403	11-21	.524	12-17	.706	14-24-38	19	15	13	2	8	73
Notre Dame	30-59	.508	9-20	.450	19-25	.760	10-26-36	13	18	12	7	8	88
Western Illinois	25-67	.373	4-19	.211	7-11	.636	11-26-37	16	15	11	5	8	61
Notre Dame	30-69	.435	9-23	.391	9-11	.818	15-32-47	13	19	14	9	6	78
Samford	18-42	.429	4-17	.235	4-6	.667	5-20-25	14	11	17	1	9	44
Notre Dame	20-53	.377	9-19	.474	8-12	.667	15-21-36	7	10	15	2	9	56
Seton Hall	24-59	.406	8-14	.571	9-11	.818	12-24-36	15	15	10	8	5	65
Notre Dame	20-55	.364	9-21	.429	17-22	.773	12-23-35	11	11	9	4	8	66
Villanova	24-62	.387	3-16	.188	21-28	.750	17-25-42	20	12	9	6	4	72
Notre Dame	24-58	.414	11-20	.550	19-19	1.000	9-24-33	18	14	10	6	4	78
Syracuse	28-56	.500	4-15	.267	10-24	.417	13-23-36	14	16	10	2	11	70
Notre Dame	19-52	.365	9-30	.300	14-18	.778	12-22-34	20	16	17	4	6	61
St. John's	25-57	.439	6-13	.462	10-22	.455	14-27-41	16	11	7	6	4	66
Notre Dame	21-65	.323	13-34	.382	12-14	.857	18-23-41	17	17	10	5	4	67
West Virginia	20-60	.333	7-23	.304	10-14	.714	15-22-37	13	14	9	2	4	57
Notre Dame	23-51	.451	13-25	.520	11-12	.917	6-27-33	16	14	10	8	6	70
Georgetown	20-51	.392	4-18	.222	11-15	.733	13-21-34	13	9	10	2	6	55
Notre Dame	18-45	.400	9-22	.409	9-11	.818	6-21-27	16	11	10	4	3	54
Villanova	22-60	.367	7-15	.467	14-20	.700	14-25-39	14	9	5	5	10	65
Notre Dame	22-57	.386	6-19	.316	10-16	.625	15-28-43	17	13	14	2	2	60
Connecticut	28-60	.467	5-13	.385	13-20	.650	15-26-41	16	23	15	5	7	74
Notre Dame	29-68	.426	6-23	.262	14-20	.700	17-19-36	14	15	8	3	7	78
Syracuse	18-40	.450	3-12	.250	21-32	.656	7-22-29	17	6	14	7	6	60
Notre Dame	22-53	.415	7-23	.304	6-17	.353	16-21-37	21	11	13	1	6	57
Boston College	25-62	.403	9-22	.409	6-10	.600	16-22-38	17	18	11	2	4	65
Notre Dame	25-49	.536	11-20	.550	7-12	.583	6-24-30	13	19	9	5	9	68
Pittsburgh	23-54	.426	8-21	.381	14-22	.636	13-25-38	9	13	13	4	8	68
Notre Dame	23-57	.404	14-29	.483	6-10	.600	11-20-31	18	2	13	3	5	66
Georgetown	25-49	.510	5-17	.294	9-12	.750	11-19-30	23	15	17	5	3	64
Notre Dame	17-43	.395	10-20	.500	26-29	.897	8-15-23	15	11	10	1	9	70
Providence	24-55	.436	5-16	.313	8-13	.615	6-26-32	14	13	10	9	7	61
Notre Dame	22-65	.338	11-28	.393	7-16	.438	20-25-45	12	16	11	4	4	62

2004- 05 Game- By- Game Statistics

<u>Opponent</u>	<u>Overall</u>		<u>3- Point</u>		<u>FT- A</u>	<u>Pct.</u>	<u>O- D- Tot.</u>	<u>PF</u>	<u>A</u>	<u>TO</u>	<u>B</u>	<u>S</u>	<u>Pts</u>
	<u>FG- A</u>	<u>Pct.</u>	<u>FG- A</u>	<u>Pct.</u>									
Connecticut	34-64	.531	4-9	.444	16-21	.762	14-29-43	17	20	7	9	5	74
Notre Dame	26- 58	.448	10- 22	.455	12- 17	.706	7- 19- 26	17	10	10	6	4	88

<u>Opponent</u>	<u>Overall</u>		<u>3- Point</u>		<u>FT- A</u>	<u>Pct.</u>	<u>O- D- Tot.</u>	<u>PF</u>	<u>A</u>	<u>TO</u>	<u>B</u>	<u>S</u>	<u>Pts</u>
	<u>FG- A</u>	<u>Pct.</u>	<u>FG- A</u>	<u>Pct.</u>									
UCLA	24-52	.462	14-23	.609	13-22	.591	13-29-42	15	20	18	4	7	75
Notre Dame	25- 63	.397	7- 23	.318	8- 16	.500	14- 20- 34	16	18	13	3	12	65

<u>Opponent</u>	<u>Overall</u>		<u>3- Point</u>		<u>FT- A</u>	<u>Pct.</u>	<u>O- D- Tot.</u>	<u>PF</u>	<u>A</u>	<u>TO</u>	<u>B</u>	<u>S</u>	<u>Pts</u>
	<u>FG- A</u>	<u>Pct.</u>	<u>FG- A</u>	<u>Pct.</u>									
Rutgers	18-61	.295	3-15	.200	17-21	.810	19-18-37	20	10	9	1	6	56
Notre Dame	24- 45	.533	7- 21	.333	11- 14	.786	5- 25- 30	17	17	12	7	1	66

<u>Opponent</u>	<u>Overall</u>		<u>3- Point</u>		<u>FT- A</u>	<u>Pct.</u>	<u>O- D- Tot.</u>	<u>PF</u>	<u>A</u>	<u>TO</u>	<u>B</u>	<u>S</u>	<u>Pts</u>
	<u>FG- A</u>	<u>Pct.</u>	<u>FG- A</u>	<u>Pct.</u>									
Pittsburgh	33-58	.569	3-10	.300	16-25	.640	8-27-35	18	23	12	6	5	85
Notre Dame	25- 62	.403	9- 28	.321	18- 22	.818	11- 23- 34	20	17	12	4	3	77

<u>Opponent</u>	<u>Overall</u>		<u>3- Point</u>		<u>FT- A</u>	<u>Pct.</u>	<u>O- D- Tot.</u>	<u>PF</u>	<u>A</u>	<u>TO</u>	<u>B</u>	<u>S</u>	<u>Pts</u>
	<u>FG- A</u>	<u>Pct.</u>	<u>FG- A</u>	<u>Pct.</u>									
Rutgers	29-63	.460	7-17	.411	7-11	.674	10-28-38	16	12	9	3	7	72
Notre Dame	22- 61	.360	5- 21	.238	16- 19	.842	12- 26- 38	14	8	9	2	6	65

2004- 05 Boxscores

Notre Dame 66, Harvard 59
November 19, 2004

Joyce Center — Notre Dame, IN

Game 1

Harvard	3-pt			REB	PF	TP	A	TO	BK	ST	MIN
	FG-A	FG-A	FT-A								
Matt Stehle	4-9	0-1	5-10	3-7-10	2	13	2	6	2	1	34
Jason Norman	1-4	0-1	0-0	1-3-4	3	2	2	2	0	0	30
Brian Cusworth	6-9	0-1	3-3	0-13-13	3	15	1	2	2	0	29
Kevin Rogus	4-9	2-7	0-0	0-0-0	3	10	1	2	0	2	32
Michael Beal	1-5	0-1	2-4	1-5-6	0	4	1	4	1	0	26
Jim Goffredo	2-3	1-2	0-0	0-1-1	3	5	0	0	0	1	15
Tyler Klunick	0-1	0-1	0-0	0-0-0	0	0	1	2	0	0	4
David Giovacchine	2-5	0-0	2-2	0-1-1	4	6	3	1	0	1	13
Luke McCrone	2-3	0-0	0-0	0-0-0	0	4	0	0	0	0	4
Graham Beatty	0-0	0-0	0-0	0-2-2	1	0	0	0	0	1	0
Team				3-1-4							
TOTALS	22-48	3-14	12-19	8-33-41	19	59	11	19	5	6	200

FG%: 1st Half 9-20, .450; 2nd Half 13-28, .464; Game .458; 3-PT%: 1st Half 2-5, .400; 2nd Half 1-9, .111; Game .214; FT%: 1st Half 7-12, .583; 2nd Half 5-7, .714; Game .632; Deadball: 4.

Notre Dame	3-pt			REB	PF	TP	A	TO	BK	ST	MIN
	FG-A	FG-A	FT-A								
Jordan Cornette	2-5	0-2	2-2	3-1-4	2	6	1	1	1	3	22
Torin Francis	2-6	0-0	3-5	3-6-9	3	7	0	1	2	1	32
Dennis Latimore	2-10	0-0	2-2	4-4-8	4	6	2	2	2	1	30
Chris Thomas	7-19	2-7	1-2	0-3-3	2	17	5	2	0	3	39
Chris Quinn	6-15	1-6	7-7	0-4-4	1	20	0	0	0	6	38
Omari Isreal	1-3	1-1	0-0	1-0-1	1	3	1	0	0	1	7
Rick Cornett	2-4	0-0	0-3	3-1-4	2	4	0	0	0	0	9
Colin Falls	1-4	1-4	0-0	0-0-0	0	3	0	0	0	0	18
Rob Kurz	0-0	0-0	0-0	0-1-1	1	0	0	1	1	0	5
Team				0-1-1							
TOTALS	23-66	5-20	15-21	14-21-35	16	66	9	7	6	15	200

FG%: 1st Half 17-38, .447; 2nd Half 6-28, .214; Game .348; 3-PT%: 1st Half 4-11, .364; 2nd Half 1-9, .111; Game .250; FT%: 1st Half 5-6, .833; 2nd Half 10-15, .667; Game .714; Deadball: 2.

SCORE BY PERIODS	1	2	F
Harvard	27	43	59
Notre Dame	43	23	66

OFFICIALS: Jim Burr, Paul Faia, Mike Roberts
TECHNICALS: None
ATTENDANCE: 11,014

Notes: Notre Dme is now 82-18 all-time in season openers ... The Irish have won all five of its season openers under head coach Mike Brey ... Since the opening of the Joyce Center in 1968-69, Urusg teens are 31-6 in home openers ... Chris Thomas played and started in his 100th career game ... Chris Quinn scored 20-plus points for the sixth time in his career.

Notre Dame 73, IPFW 45
November 23, 2004

Joyce Center — Notre Dame, IN

Game 2

IPFW	3-pt			REB	PF	TP	A	TO	BK	ST	MIN
	FG-A	FG-A	FT-A								
Justin Hawkins	2-4	0-1	0-0	2-2-4	2	4	2	2	1	1	32
Quintin Butler	2-6	0-0	0-0	1-4-5	4	4	1	2	0	2	32
Byron Malone	3-9	3-5	0-0	0-1-1	2	9	2	0	0	0	27
Quintin Carouthers	0-6	0-2	0-2	0-0-0	0	0	0	1	0	1	20
Beau Bauer	4-12	2-7	2-2	0-1-1	3	12	5	3	0	1	35
Eric Mutfefeld	0-0	0-0	0-0	0-1-1	0	0	0	0	0	0	1
Andrew Bourne	0-0	0-0	0-0	0-1-1	0	0	0	0	0	0	2
Jason Malone	1-3	1-2	0-0	0-1-1	1	3	0	4	0	0	13
Peter Campbell	4-7	1-4	0-0	0-1-1	2	9	0	0	0	0	22
Charles Campbell	2-4	0-0	0-1	3-2-5	2	4	1	0	1	0	12
Zeljko Egeric	0-0	0-0	0-0	0-0-0	0	0	0	0	0	0	4
Team				2-4-6							1
TOTALS	18-51	7-21	2-5	8-18-26	16	45	11	13	2	5	200

FG%: 1st Half 8-23, .348; 2nd Half 10-28, .357; Game .353; 3-PT%: 1st Half 2-11, .182; 2nd Half 5-10, .500; Game .333; FT%: 1st Half 0-2, .000; 2nd Half 2-3, .667; Game .400; Deadball: 1.

Notre Dame	3-pt			REB	PF	TP	A	TO	BK	ST	MIN
	FG-A	FG-A	FT-A								
Jordan Cornette	1-4	1-4	1-2	0-3-3	2	4	1	0	2	1	24
Torin Francis	4-9	0-0	3-5	2-5-7	1	11	1	2	1	0	28
Dennis Latimore	6-11	0-0	0-0	3-8-11	0	12	1	3	0	1	28
Chris Thomas	3-8	0-2	4-4	0-2-2	1	10	11	1	0	2	32
Chris Quinn	5-7	3-4	2-3	0-2-2	1	15	3	1	0	1	28
Omari Isreal	1-2	0-0	0-0	1-0-1	1	2	0	1	0	0	14
Rick Cornett	1-3	0-0	4-6	1-1-2	2	6	0	0	0	0	12
Colin Falls	3-4	3-4	0-0	0-0-0	3	9	0	0	0	1	15
Ben Nickol	0-1	0-1	0-0	0-0-0	0	0	0	0	0	0	1
Rob Kurz	1-1	0-0	0-0	1-3-4	1	2	0	2	0	0	12
Russell Carter	1-2	0-1	0-0	1-0-1	0	2	2	1	0	1	6
Team				3-3-6							
TOTALS	26-52	7-16	14-20	12-27-39	12	73	19	11	3	6	200

FG%: 1st Half 11-25, .440; 2nd Half 15-27, .556; Game .500; 3-PT%: 1st Half 1-5, .200; 2nd Half 6-11, .545; Game .438; FT%: 1st Half 7-9, .778; 2nd Half 7-11, .636; Game .700; Deadball: 2.

SCORE BY PERIODS	1	2	F
IPFW	18	27	45
Notre Dame	30	43	73

OFFICIALS: Jim Haney, Glenn Mayborg, Wally Rutecki
TECHNICALS: None
ATTENDANCE: 11,009

Notes: Dennis Latimore registered his first career double-double with career bests of 12 points and 11 rebounds ... Chris Thomas posted his 13th career double-double and his 11 assists marked the 16th time in his career with 10-plus assists in a game ... He has now scored in double figures in 87 of 101 career contests ... Chris Quinn led the Irish in scoring for the second straight game and first time in his career ... The 45 points were the second-fewest allowed by a Mike Brey-coached team ... Notre Dame also yielded 45 points to IUPUI on November 18, 2002.

Notre Dame 54, Charleston Southern 38
November 26, 2004

Joyce Center — Notre Dame, IN

Game 3

Charleston Southern	3-pt			REB	PF	TP	A	TO	BK	ST	MIN
	FG-A	FG-A	FT-A								
Ferdinand Cain	1-1	0-0	0-0	2-1-3	1	2	0	1	0	0	18
Kurtis Rice	5-13	0-2	0-0	4-7-11	2	10	2	5	1	0	32
Nathan Ball	2-12	0-0	0-0	1-2-3	1	4	1	4	0	1	22
Chris Moore	1-3	0-2	0-0	1-2-3	1	2	1	2	0	1	28
Thomas Harrison	3-9	3-6	0-0	0-1-1	4	9	1	2	0	2	31
Darius Lane	0-4	0-2	0-0	0-1-1	1	0	0	2	0	0	13
Mario Williams	3-4	1-1	0-0	1-1-2	1	7	1	0	0	0	18
Donnell Covington	0-2	0-1	0-0	0-2-2	2	0	0	2	0	0	16
Carter Stiglbauer	0-0	0-0	0-0	0-0-0	1	0	0	0	0	0	1
VJ Falls	0-0	0-0	0-0	0-0-0	0	0	0	0	0	0	1
Jovan Jegdic	2-4	0-0	0-0	1-1-2	3	4	1	2	1	0	20
Team				1-5-6							1
TOTALS	17-52	4-14	0-0	11-23-34	17	38	7	17	2	4	200

FG%: 1st Half 10-26, .385; 2nd Half 7-26, .269; Game .327; 3-PT%: 1st Half 2-8, .250; 2nd Half 2-6, .333; Game .286; FT%: 1st Half 0-0, .000; 2nd Half 0-0, .000; Game .000; Deadball: 0.

Notre Dame	3-pt			REB	PF	TP	A	TO	BK	ST	MIN
	FG-A	FG-A	FT-A								
Jordan Cornette	1-5	0-3	0-0	1-3-4	3	2	0	1	0	0	32
Torin Francis	1-4	0-0	2-2	2-1-3	0	4	0	4	0	0	14
Dennis Latimore	2-8	0-0	2-2	0-7-7	2	6	1	1	2	0	31
Chris Thomas	5-14	1-6	4-7	0-3-3	0	15	6	0	0	4	37
Chris Quinn	7-13	3-8	0-0	1-2-3	0	17	1	0	0	2	38
Omari Isreal	1-2	0-0	0-0	1-2-3	2	4	0	0	0	1	13
Rick Cornett	0-2	0-0	0-0	1-0-1	1	0	0	1	1	0	9
Colin Falls	1-3	1-3	2-2	0-0-0	1	5	1	1	0	1	18
Ben Nickol	0-0	0-0	0-0	0-0-0	0	0	0	0	0	0	1
Rob Kurz	0-0	0-0	1-2	1-1-2	1	1	0	1	0	0	5
Russell Carter	0-0	0-0	0-0	0-0-0	1	0	0	2	0	0	2
Team				1-5-6							
TOTALS	18-48	5-20	13-17	8-24-32	11	54	9	11	3	8	200

FG%: 1st Half 7-26, .269; 2nd Half 11-22, .500; Game .375; 3-PT%: 1st Half 2-10, .200; 2nd Half 3-10, .300; Game .250; FT%: 1st Half 6-7, .857; 2nd Half 7-10, .700; Game .765; Deadball: 3.

SCORE BY PERIODS	1	2	F
Charleston Southern	22	16	38
Notre Dame	22	32	54

OFFICIALS: Tim Higgins, Gary Prager, Ron Tyburski
TECHNICALS: None
ATTENDANCE: 8,871

Notes: The 38 points were the fewest allowed under head coach Mike Brey ... It also marked the second-fewest points ever allowed at the Joyce Center since its opening in 1968-69 ... Chris Quinn led the Irish in scoring for the third straight game (a first in his career) ... Jordan Cornette played in his 100th career game in an Irish uniform ... Chris Thomas moved to seventh on the all-time career scoring list with 1,825 points.

Michigan 61, Notre Dame 60
December 4, 2004

Crisler Arena — Ann Arbor, MI

Game 4

Notre Dame	3-pt			REB	PF	TP	A	TO	BK	ST	MIN
	FG-A	FG-A	FT-A								
Dennis Latimore	7-13	0-0	4-6	3-2-5	1	18	2	1	0	0	35
Torin Francis	5-6	0-0	2-4								

2004-05 Boxscores

Notre Dame 55, Indiana 45 December 8 2004 Assembly Hall — Bloomington, IN

Game 5

	3-pt			REB	PF	TP	A	TO	BK	ST	MIN
	FG-A	FG-A	FT-A								
Notre Dame	1-4	0-3	0-0	1-3-4	2	2	0	1	1	1	25
Dennis Latimore	4-11	0-0	3-4	5-8-13	2	11	0	1	1	0	33
Torin Francis	5-9	0-0	2-5	2-6-8	3	12	1	3	1	0	36
Jordan Cornette	4-10	2-3	3-3	2-4-6	1	13	4	5	0	3	37
Chris Thomas	4-9	3-6	2-4	0-3-3	3	13	3	1	0	3	34
Chris Quinn	0-1	0-0	0-2	2-1-3	2	0	0	0	0	0	9
Omari Isreal	2-3	0-0	0-0	0-0-0	3	4	0	2	0	0	6
Rick Cornett	0-2	0-2	0-0	1-1-2	0	0	1	0	0	0	16
Colin Falls	0-0	0-0	0-0	0-0-0	0	0	0	0	0	1	4
Rob Kurz											
Team				2-0-2							
TOTALS	20-49	5-14	10-18	15-26-41	16	55	9	14	3	8	200
FG%: 1st Half 9-26, .346; 2nd Half 11-23, .478; Game .408; 3-PT%: 1st Half 4-11, .364; 2nd Half 1-3, .333; Game .408; FT%: 1st Half 1-3, .333; 2nd Half 9-15, .600; Game .556; Deadball: 4.											

	3-pt			REB	PF	TP	A	TO	BK	ST	MIN
	FG-A	FG-A	FT-A								
Indiana	3-6	0-0	1-1	2-3-5	3	7	2	1	0	1	20
Pat Ewing	4-10	2-3	0-0	2-2-4	3	10	0	4	1	1	33
Robert Vaden	5-10	0-0	3-4	2-5-7	4	13	1	3	5	0	34
D.J. White	2-10	2-7	0-2	3-4-7	1	6	1	1	0	1	38
Bracey Wright	2-5	1-2	0-0	0-1-1	1	5	5	2	0	1	26
Marshall Strickland	0-1	0-1	2-3	0-1-1	0	2	0	0	0	1	6
Roderick Wilmont	0-3	0-3	2-2	1-1-2	0	2	1	0	0	0	18
Mark Johnson	0-0	0-0	0-0	0-0-0	2	0	0	0	0	0	3
Sean Kline	0-4	0-0	0-0	2-0-2	0	0	0	0	0	0	9
Mike Roberts	0-4	0-4	0-0	0-0-0	2	0	1	0	0	1	13
Ryan Tapak											
Team				2-1-3							
TOTALS	16-53	5-20	8-12	14-18-32	16	45	11	11	6	6	200
FG%: 1st Half 7-25, .280; 2nd Half 9-28, .321; Game .302; 3-PT%: 1st Half 4-10, .400; 2nd Half 1-10, .100; Game .250; FT%: 1st Half 2-4, .500; 2nd Half 6-8, .750; Game .667; Deadball: 1.											

SCORE BY PERIODS

	1	2	F
Notre Dame	23	32	55
Indiana	20	25	45

OFFICIALS: Tim Higgins, Donnee Gray, Ed Corbett
TECHNICALS: None
ATTENDANCE: 17,413

Notes: The win over the Hoosiers at Assembly Hall was the first for a Notre Dame basketball team since December 11, 1973 ... The victory snapped a 13-game skid in Bloomington ... It also ended an eight-game losing streak ... Notre Dame had not beaten Indiana since November 29, 1994, and heading into the contest, had lost 13 of the previous 14 matchups ... Torin Francis recorded his first double-double of the season and 18th of his career ... Dennis Latimore scored in double figures for the second straight game marking the first time in his career that he produced back-to-back double-digit-scoring efforts ... The 45 points allowed by Notre Dame were the fewest in the series since December 12, 1931 (a 23-12 Indiana victory) spanning 58 games.

DePaul 84, Notre Dame 73 December 8, 2004 Joyce Center — Notre Dame, IN

Game 6

	3-pt			REB	PF	TP	A	TO	BK	ST	MIN
	FG-A	FG-A	FT-A								
DePaul	2-3	0-0	1-2	4-3-7	4	5	0	0	0	0	21
Marlon Brumfield	7-11	3-3	3-5	3-11-14	1	20	2	3	1	1	38
Quemont Greer	2-8	0-2	0-0	1-2-3	3	4	8	0	0	0	38
LaVar Seals	4-6	2-2	8-9	0-1-1	3	18	3	2	0	0	28
Sammy Mejia	7-10	3-5	2-2	0-0-0	3	19	3	1	1	2	38
Drake Diener	1-1	0-0	0-0	0-0-0	0	2	0	0	0	0	2
Draelon Burns	2-6	0-2	0-0	1-1-2	1	4	5	3	0	1	14
Cliff Clinkscales	Jamal Nichols	6-7	0-0	1-1-2	1	12	1	1	1	3	21
Team				1-0-1							
TOTALS	31-52	8-14	14-19	11-19-30	16	84	22	10	3	7	200
FG%: 1st Half 15-28, .536; 2nd Half 16-24, .667; Game .596; 3-PT%: 1st Half 5-9, .556; 2nd Half 3-5, .600; Game .571; FT%: 1st Half 4-4, 1.000; 2nd Half 10-15, .667; Game .737; Deadball: 1.											

	3-pt			REB	PF	TP	A	TO	BK	ST	MIN
	FG-A	FG-A	FT-A								
Notre Dame	1-4	0-2	0-0	2-5-7	1	2	3	0	2	2	28
Jordan Cornette	4-7	0-0	0-0	2-1-3	1	8	1	0	0	0	25
Torin Francis	1-5	0-0	0-0	1-0-1	3	2	0	0	0	0	23
Dennis Latimore	9-14	4-5	2-2	0-3-3	4	24	7	5	0	2	40
Chris Thomas	1-8	1-4	4-4	1-0-1	3	7	6	1	0	1	37
Chris Quinn	0-0	0-0	0-1	0-1-1	2	0	3	1	0	0	7
Omari Isreal	2-4	0-0	0-0	3-2-5	0	4	0	2	0	0	11
Rick Cornett	7-10	5-7	1-1	1-1-2	1	20	1	1	0	1	23
Colin Falls	0-0	0-0	0-0	0-0-0	0	0	0	0	0	0	2
Rob Kurz	2-4	1-2	1-1	0-0-0	2	6	0	1	0	0	4
Russell Carter											
Team				1-1-2							
TOTALS	27-56	11-20	8-9	11-14-24	17	73	21	11	2	6	200
FG%: 1st Half 14-27, .519; 2nd Half 13-29, .448; Game .482; 3-PT%: 1st Half 4-8, .500; 2nd Half 7-12, .583; Game .550; FT%: 1st Half 3-3, 1.000; 2nd Half 5-6, .833; Game .889; Deadball: 0.											

SCORE BY PERIODS

	1	2	F
DePaul	39	45	84
Notre Dame	35	38	73

OFFICIALS: Jim Burr, Curtis Shaw, Mike Kitts
TECHNICALS: None
ATTENDANCE: 11,418

Notes: Chris Thomas' 24 points marked a season-high and also was the 42nd time in his career that he scored 20-plus points ... Colin Falls' 20 points marked a career-high ... DePaul's win snapped a three-game losing streak for the Blue Demons in the series ... The 84 points allowed were the most given up by an Irish team since Notre Dame lost to Arizona 88-71 in the West Regional semifinals on March 27, 2003 ... DePaul's 59.6 shooting performance was the third-highest by an Irish opponent during Mike Brey's four-plus seasons.

Notre Dame 71, Army 52 December 19, 2004 Joyce Center — Notre Dame, IN

Game 7

	3-pt			REB	PF	TP	A	TO	BK	ST	MIN
	FG-A	FG-A	FT-A								
Army	3-5	1-1	0-1	0-1-1	2	7	2	2	0	1	21
Cory Shinning	4-9	2-3	0-0	0-3-3	3	10	0	2	0	1	31
Colin Harris	3-9	1-3	0-0	0-1-1	2	7	0	1	0	0	29
Jimmy Sewell	4-10	0-1	0-0	0-1-1	0	8	1	2	0	2	29
Travis Owsley	2-4	0-0	2-2	0-1-1	3	6	4	5	0	1	33
Matt Bell	2-4	2-3	0-0	0-3-3	1	6	0	1	0	0	12
Steve Stoll	0-1	0-1	0-0	0-1-0	0	0	0	1	0	0	2
Ray Frederick	0-0	0-0	1-2	0-0-0	3	1	0	0	0	0	9
Marshall Jackson	0-0	0-0	0-0	0-0-0	0	0	1	0	0	1	2
Seth Sanert	0-0	0-0	0-0	0-0-0	1	0	4	1	0	0	7
Lantz Dietz	0-0	0-0	0-0	0-0-0	0	0	0	0	0	0	2
Ryan Wallace	1-1	1-1	0-0	0-1-1	1	3	0	1	0	0	2
Grant Carter	0-3	0-2	0-0	0-2-2	0	0	0	2	0	0	6
Jarell Brown	0-0	0-0	0-0	0-0-0	0	0	0	0	0	0	1
Erik Engstrom	1-3	0-0	2-2	0-1-1	0	4	0	1	0	0	14
Luke Slater											
Team				2-0-2							
TOTALS	20-49	7-15	5-7	3-25-28	16	52	12	19	0	6	200
FG%: 1st Half 11-24, .458; 2nd Half 9-25, .360; Game .408; 3-PT%: 1st Half 5-10, .500; 2nd Half 2-5, .400; Game .467; FT%: 1st Half 3-4, .750; 2nd Half 2-3, .667; Game .714; Deadball: 0.											

	3-pt			REB	PF	TP	A	TO	BK	ST	MIN	
	FG-A	FG-A	FT-A									
Notre Dame	5-13	3-8	0-0	4-3-7	2	13	1	3	2	3	30	
Jordan Cornette	1-3	0-0	1-4	5-4-9	1	3	1	0	1	0	19	
Torin Francis	6-8	0-0	3-4	1-4-5	0	15	2	3	0	0	17	
Dennis Latimore	4-14	1-5	3-4	2-4-6	0	12	7	1	0	5	35	
Chris Thomas	3-9	2-6	0-0	0-3-3	1	8	4	1	0	1	34	
Chris Quinn	1-3	0-0	0-0	0-3-3	2	2	0	1	0	0	10	
Omari Isreal	0-0	0-0	0-2	2-1-3	1	0	0	1	0	1	0	
Rick Cornett	5-9	3-7	3-4	0-3-3	0	16	5	0	1	2	30	
Colin Falls	1-2	0-0	0-0	0-0-0	0	2	0	0	0	1	1	
Ben Nickol	0-2	0-1	0-0	0-1-1	1	0	1	0	1	0	4	
Rob Kurz	0-4	0-2	0-0	4-1-5	2	0	0	1	0	2	12	
Russell Carter												
Team				1-1-2								
TOTALS	26-67	9-29	10-18	19-28	47	10	71	21	11	6	14	200
FG%: 1st Half 10-35, .286; 2nd Half 16-32, .500; Game .388; 3-PT%: 1st Half 3-16, .188; 2nd Half 6-13, .462; Game .310; FT%: 1st Half 7-12, .583; 2nd Half 3-6, .500; Game .556; Deadball: 5.												

SCORE BY PERIODS

	1	2	F
Army	30	22	52
Notre Dame	30	41	71

OFFICIALS: Ed Corbett, Bill Laubenstein, Ray Perone
TECHNICALS: None
ATTENDANCE: 9,319

Notes: Chris Thomas became Notre Dame's career steals leader ... The Irish battled back from a 21-5 first-half deficit ... Colin Falls' game-high 16 points marked the first time in his career that he registered back-to-back double-figure scoring efforts ... Notre Dame's 47-28 rebounding margin was the largest of the season ... The Irish finished with 21 assists for the second consecutive game.

2004-05 Boxscores

Notre Dame 88, Marist 73
December 22, 2004
Joyce Center — Notre Dame, IN

Game 8

	3-pt			REB	PF	TP	A	TO	BK	ST	MIN
	FG-A	FG-A	FT-A								
Marist	5-8	5-6	1-2	0-0-0	3	16	2	2	0	0	28
Will Whittington	4-9	0-1	6-8	4-4-8	0	14	2	2	0	1	24
Ryan Stilphen	3-12	0-1	0-0	2-5-7	3	6	1	0	1	0	30
Will McClurkin	0-2	0-1	0-0	1-3-4	2	0	3	2	0	2	19
Ben Farmer	7-14	2-4	1-1	1-1-2	2	17	7	2	0	3	35
Jared Jordan	1-6	1-4	0-0	0-3-3	2	3	0	2	0	1	15
Pierre Monagan	0-0	0-0	2-2	0-0-0	0	2	0	0	0	0	1
David Magarity	1-4	1-2	1-2	0-2-2	3	4	0	0	0	0	14
Miles Orman	0-0	0-0	0-0	0-0-0	0	0	0	0	0	0	1
James Sutton	0-0	0-0	0-0	0-0-0	0	0	0	0	0	0	1
Joe Keegan	0-0	0-0	0-0	0-0-0	0	0	0	0	0	0	1
Carl Hood	3-4	2-2	1-2	1-4-5	0	9	0	3	1	0	22
Shae McNamara	1-3	0-0	0-0	1-0-1	4	2	0	0	0	1	10
Team				4-2-6							
TOTALS	25-62	11-21	12-17	14-24	38	19	15	13	2	8	200
FG%: 1st Half 10-28, .357; 2nd Half 15-34, .44; Game .403; 3-PT%: 1st Half 3-8, .375; 2nd Half 8-13, .615; Game .524; FT%: 1st Half 3-4, .750; 2nd Half 9-13, .692; Game .706; Deadball: 2.											

	3-pt			REB	PF	TP	A	TO	BK	ST	MIN
	FG-A	FG-A	FT-A								
Notre Dame	2-5	1-3	0-0	0-1-1	2	5	1	1	2	4	20
Jordan Cornette	2-7	2-6	0-0	0-5-5	0	6	1	2	1	1	28
Colin Falls	5-7	0-0	3-3	1-7-8	2	13	1	2	0	0	24
Torin Francis	4-11	1-5	9-9	2-6-8	1	18	9	4	1	1	35
Chris Thomas	7-8	4-4	3-5	1-0-1	2	21	3	1	0	1	34
Chris Quinn	0-1	0-0	0-0	0-0-0	1	0	0	0	0	0	5
Omari Isreal	2-3	0-0	1-4	1-1-2	1	5	1	0	0	0	9
Rick Cornett	0-0	0-0	0-0	0-0-0	0	0	0	0	0	0	1
Ben Nickol	0-0	0-0	0-0	0-0-0	1	0	0	0	0	0	1
Chris Murphy	1-2	0-0	1-1	0-0-0	0	3	0	0	0	0	4
Rob Kurz	4-8	0-0	2-3	2-2-4	2	10	1	0	2	1	23
Dennis Latimore	3-7	1-2	0-0	2-1-3	1	7	0	1	1	0	15
Russell Carter	0-0	0-0	0-0	0-0-0	0	0	1	1	0	0	1
Greg Bosl				1-3-4							
Team				1-3-4							
TOTALS	30-59	9-20	19-25	10-26	36	13	88	18	12	7	200
FG%: 1st Half 15-27, .556; 2nd Half 15-32, .469; Game .508; 3-PT%: 1st Half 5-10, .500; 2nd Half 4-10, .400; Game .450; FT%: 1st Half 5-9, .556; 2nd Half 14-16, .875; Game .760; Deadball: 1.											

SCORE BY PERIODS	1	2	F
Marist	26	47	73
Notre Dame	40	48	88

OFFICIALS: Jim Haney, Jeff Clark, Less Jones
 TECHNICALS: None
 ATTENDANCE: 8,554

Notes: Notre Dame's 88 points are the most scored by the Irish to date ... Chris Quinn's 21 points were a season-high and marked the second time this season with 20-plus points ... Chris Thomas' eight rebounds tied a season-high ... Colin Falls made his 9th career start and first of the season ... Russell Carter scored a career-high seven points ... Four players were in double figures for the second straight game ... The seven blocked shots marked a season high.

Game 9

Notre Dame 78, Western Illinois 61
December 28, 2004
Joyce Center — Notre Dame, IN

	3-pt			REB	PF	TP	A	TO	BK	ST	MIN
	FG-A	FG-A	FT-A								
Western Illinois	4-10	0-2	0-0	2-3-5	2	8	1	1	3	0	26
Fred Oguns	5-10	0-1	3-4	3-4-7	3	13	4	1	1	3	31
Eulis Baez	2-5	0-0	3-4	1-1-2	3	7	0	1	0	2	23
NaVonta Kentle	1-8	0-2	0-0	1-4-5	1	2	2	1	0	2	29
David Jackson	3-11	2-7	0-0	0-1-1	1	8	3	3	0	1	28
T.J. Gray	0-0	0-0	0-0	0-2-2	0	0	0	1	0	0	2
Allen McFarland	2-2	1-1	0-0	0-0-0	1	5	1	0	0	0	3
Brian Schmit	2-5	1-4	0-0	0-1-1	2	5	0	1	0	0	17
Troy Okeson	0-2	0-1	0-0	1-1-2	1	0	3	1	0	0	10
Nathan Koster	0-1	0-0	0-0	0-0-0	0	0	0	0	0	0	2
David Genslinger	0-1	0-0	0-0	0-0-0	0	0	0	0	0	0	2
Sean Blalock	0-1	0-0	0-0	0-0-0	0	0	0	0	0	0	2
Will Lewis	5-11	0-1	1-3	2-2-4	2	11	0	1	0	0	24
Kyle Lasek	1-1	0-0	0-0	0-1-1	0	2	0	0	0	0	3
Team				1-5-6							
TOTALS	25-67	4-19	7-11	11-26	37	16	61	15	11	5	200
FG%: 1st Half 12-33, .364; 2nd Half 13-34, .382; Game .373; 3-PT%: 1st Half 2-7, .286; 2nd Half 2-12, .167; Game .211; FT%: 1st Half 6-9, .667; 2nd Half 1-2, .500; Game .636; Deadball: 3.											

	3-pt			REB	PF	TP	A	TO	BK	ST	MIN
	FG-A	FG-A	FT-A								
Notre Dame	1-5	0-0	0-0	5-5-10	1	2	1	2	2	0	27
Torin Francis	9-15	0-0	0-0	1-5-6	1	18	1	2	1	1	29
Dennis Latimore	8-15	3-4	2-2	1-8-9	1	21	9	4	0	2	35
Chris Thomas	3-11	1-7	4-4	0-3-3	1	11	3	1	1	0	32
Chris Quinn	5-9	5-9	2-2	1-2-3	2	17	2	3	0	1	29
Colin Falls	1-2	0-0	0-1	0-1-1	0	2	0	0	0	0	3
Omari Isreal	0-0	0-0	0-0	0-1-1	0	0	0	0	0	1	4
Rick Cornett	0-3	0-2	1-2	1-2-3	3	1	2	0	4	1	19
Jordan Cornette	0-0	0-0	0-0	0-0-0	0	0	0	0	0	0	2
Ben Nickol	1-3	0-0	0-0	1-0-1	0	2	0	1	0	0	3
Rob Kurz	2-6	0-1	0-0	3-1-4	4	4	1	1	0	0	15
Russell Carter	0-0	0-0	0-0	0-1-1	0	0	0	0	0	1	2
Greg Bosl				2-3-5							
Team				2-3-5							
TOTALS	30-69	9-23	9-11	15-32	47	13	78	19	14	9	200
FG%: 1st Half 17-38, .447; 2nd Half 13-31, .419; Game .435; 3-PT%: 1st Half 6-12, .500; 2nd Half 3-11, .273; Game .391; FT%: 1st Half 5-6, .833; 2nd Half 4-5, .800; Game .818; Deadball: 0.											

SCORE BY PERIODS	1	2	F
Western Illinois	32	29	61
Notre Dame	45	33	78

OFFICIALS: Donnee Gray, Mike Roberts, Ron Tyburski
 TECHNICALS: Western Illinois - TEAM
 ATTENDANCE: 10,228

Notes: Notre Dame had four players in double figures for the third straight game ... Chris Thomas topped the 20-point mark for the second time this season and 43 time in his career ... Colin Falls reached double figures for the third time in four games, while Dennis Latimore netted double figures for the sixth time ... The nine blocked shots marked a season-high ... Jordan Cornette's four blocked shots were a season best.

2004-05 Boxscores

Notre Dame 56, Samford 44
December 30, 2004
Joyce Center — Notre Dame, IN

Game 10

		3-pt			REB	PF	TP	A	TO	BK	ST	MIN
Samford	FG-A	FG-A	FT-A									
Robert Merritt	4-10	1-3	2-4	3-4-7	0	11	1	3	0	4	34	
Jon Mills	3-5	0-2	0-0	0-0-0	3	6	2	2	0	0	27	
Bryan Boerjan	0-3	0-2	0-0	1-3-4	1	0	0	2	0	2	20	
Jerry Smith	3-5	0-1	0-0	0-3-3	0	6	2	3	0	1	28	
Randy Gulina	4-8	1-4	0-0	0-4-4	1	9	0	4	0	1	29	
Joe Ross Merritt	2-4	1-2	0-0	0-3-3	3	5	2	1	0	0	18	
Ryan Woolsey	0-1	0-1	0-0	0-0-0	1	0	3	1	0	1	10	
Curtis West	0-2	0-1	0-0	0-0-0	0	0	1	1	0	0	11	
Travis Peterson	1-2	1-1	2-2	0-1-1	3	5	0	0	1	0	15	
Josh Hare	1-2	0-0	0-0	0-0-0	0	2	0	0	0	0	9	
Anthony LoPiano	0-0	0-0	0-0	0-0-0	0	0	0	0	0	0	1	
Team			1-2-3		1							
TOTALS	18-42	4-17	4-6	5-20-25	14	44	11	17	1	9	200	

FG%: 1st Half 8-22, .364; 2nd Half 10-20, .500; Game .429; 3-PT%: 1st Half 1-7, .143; 2nd Half 3-10, .300; Game .235; FT%: 1st Half 0-0, .000; 2nd Half 4-6, .667; Game .667; Deadball: 0.

		3-pt			REB	PF	TP	A	TO	BK	ST	MIN
Notre Dame	FG-A	FG-A	FT-A									
Torin Francis	0-4	0-0	0-2	5-9-14	0	0	0	0	1	0	22	
Dennis Latimore	4-6	0-0	0-0	1-3-4	1	8	0	4	0	0	24	
Chris Thomas	4-12	2-4	4-4	0-3-3	0	14	4	3	0	4	29	
Chris Quinn	4-10	3-6	0-0	1-0-1	0	9	2	1	0	3	38	
Colin Falls	3-7	3-6	0-0	1-1-2	2	9	1	1	1	0	28	
Omari Isreal	0-1	0-0	0-0	0-0-0	1	0	0	1	0	0	7	
Rick Cornett	0-2	0-0	0-0	0-0-0	0	0	0	0	0	0	4	
Jordan Cornette	2-6	1-2	0-0	2-1-3	0	5	1	2	0	1	23	
Rob Kurz	0-1	0-1	0-0	0-0-0	0	0	0	0	0	0	4	
Russell Carter	3-4	1-1	4-6	4-3-7	3	11	2	3	0	1	20	
Greg Bosl	0-0	0-0	0-0	0-0-0	0	0	0	0	0	0	1	
Team			1-1-2									
TOTALS	20-53	8-19	8-12	15-21-36	7	56	10	15	2	9	200	

FG%: 1st Half 11-33, .333; 2nd Half 9-20, .450; Game .377; 3-PT%: 1st Half 4-11, .364; 2nd Half 4-8, .500; Game .421; FT%: 1st Half 2-5, .400; 2nd Half 6-7, .857; Game .667; Deadball: 2.

SCORE BY PERIODS 1 2 F

Samford 17 27 44

Notre Dame 28 28 56

OFFICIALS: Ryan Perone, Glen Mayborg, Earl Walton
TECHNICALS: Samford - TEAM
ATTENDANCE: 9,031

Notes: Torin Francis' 14 rebounds were a season high and marked the second straight game with 10-plus boards ... Russell Carter's 11 points marked the first time in his career that he scored in double figures ... Carter's seven rebounds and 20 minutes also were personal bests.

Notre Dame 66, Seton Hall 65
January 5, 2005

Game 11

Continental Airlines Arena — East Rutherford, NJ

		3-pt			REB	PF	TP	A	TO	BK	ST	MIN
Notre Dame	FG-A	FG-A	FT-A									
Torin Francis	6-12	0-0	3-4	4-6-10	2	15	0	1	0	0	34	
Dennis Latimore	2-5	0-0	0-3	0-2-2	1	4	1	1	0	1	20	
Chris Thomas	4-14	3-5	4-4	1-4-5	1	15	5	4	0	1	40	
Chris Quinn	1-7	1-6	0-0	1-0-1	3	3	3	0	0	0	34	
Colin Falls	3-10	3-6	10-11	1-3-4	2	19	0	0	0	1	34	
Jordan Cornette	2-4	1-3	0-0	2-7-9	2	5	2	2	4	5	30	
Russell Carter	2-3	1-1	0-0	0-0-0	0	5	0	0	0	0	8	
Team			3-1-4		1						1	
TOTALS	20-55	9-21	17-22	12-23-35	11	66	11	9	4	8	200	

FG%: 1st Half 12-29, .414; 2nd Half 8-26, .308; Game .364; 3-PT%: 1st Half 4-9, .444; 2nd Half 5-12, .417; Game .429; FT%: 1st Half 8-12, .667; 2nd Half 9-10, .900; Game .773; Deadball: 3.

		3-pt			REB	PF	TP	A	TO	BK	ST	MIN
Seton Hall	FG-A	FG-A	FT-A									
Kelly Whitney	5-15	0-1	6-7	3-7-10	1	16	1	2	2	2	37	
John Allen	7-16	2-2	3-4	3-6-9	2	19	1	1	1	0	36	
Grant Billmeier	0-0	0-0	0-0	1-0-1	3	0	4	0	2	2	21	
J.R. Morris	2-7	1-3	0-0	1-2-3	2	5	0	1	1	0	32	
Justin Cerasoli	6-12	4-5	0-0	1-4-5	3	16	4	5	1	1	34	
Jamar Nutter	0-0	0-0	0-0	0-0-0	1	0	0	0	0	0	3	
Donald Copeland	1-3	1-3	0-0	0-2-2	1	3	2	0	0	0	13	
Brian Laing	0-1	0-0	0-0	1-0-1	0	0	0	0	0	0	2	
Andre Sweet	3-5	0-0	0-0	1-2-3	1	6	3	1	1	0	21	
Marcus Cousin	0-0	0-0	0-0	0-0-0	1	0	0	0	0	0	1	
Team			1-1-2									
TOTALS	24-59	8-14	9-11	12-24-36	15	65	15	10	8	5	200	

FG%: 1st Half 13-31, .419; 2nd Half 11-28, .393; Game .407; 3-PT%: 1st Half 5-8, .625; 2nd Half 3-6, .500; Game .571; FT%: 1st Half 3-4, .750; 2nd Half 6-7, .857; Game .818; Deadball: 3.

SCORE BY PERIODS 1 2 F

Notre Dame 36 30 66

Seton Hall 34 31 65

OFFICIALS: Mike Kitts, Bob Donato, Mike Roberts
TECHNICALS: None
ATTENDANCE: 8,529

Notes: Torin Francis registered his second double-double of the season and 19th of his career ... His 15 points were a season-high ... Colin Falls reached double figures for the fourth time in six games ... Falls' game-winning shot with 0.4 seconds remaining was the second game-winning shot of his career ... Jordan Cornette's four blocked shots tied a season-high ... Notre Dame's win at the Continental Airlines Arena was its first victory since February 3, 2002.

Notre Dame 78, Villanova 72
January 8, 2005
Joyce Center — Notre Dame, IN

Game 12

		3-pt			REB	PF	TP	A	TO	BK	ST	MIN
Villanova	FG-A	FG-A	FT-A									
Jason Frasier	2-3	0-0	1-1	2-8-10	3	5	2	4	6	0	30	
Will Sheridan	3-6	0-0	3-4	4-6-10	5	9	1	0	0	1	28	
Randy Foye	9-25	1-1	7-10	2-4-6	3	26	1	3	0	0	38	
Mike Nardi	4-14	1-6	2-3	2-2-4	2	11	6	1	0	1	38	
Allan Ray	4-8	1-3	4-4	0-2-2	4	13	0	0	0	1	28	
Chris Charles	0-0	0-0	0-0	0-0-0	0	0	0	0	0	0	1	
Marcus Austin	0-2	0-0	0-2	2-0-2	1	0	0	0	0	1	21	
Team			5-2-7									
TOTALS	24-62	3-16	21-28	17-25-42	20	72	12	9	6	4	200	

FG%: 1st Half 10-32, .313; 2nd Half 14-30, .467; Game .387; 3-PT%: 1st Half 2-10, .200; 2nd Half 1-6, .167; Game .188; FT%: 1st Half 12-16, .750; 2nd Half 9-12, .750; Game .750; Deadball: 4.

		3-pt			REB	PF	TP	A	TO	BK	ST	MIN
Notre Dame	FG-A	FG-A	FT-A									
Torin Francis	2-4	0-0	0-0	2-0-2	3	4	0	1	0	0	13	
Dennis Latimore	5-15	0-0	2-2	3-8-11	1	12	1	2	1	0	29	
Chris Thomas	7-13	3-3	8-8	0-3-3	2	25	3	4	0	2	40	
Chris Quinn	5-11	4-6	2-2	1-1-2	2	16	5	1	1	2	36	
Colin Falls	3-6	3-5	7-7	0-2-2	3	16	2	0	1	0	37	
Rick Cornett	1-2	0-0	0-0	0-2-2	2	2	0	0	0	0	8	
Jordan Cornette	1-7	1-6	0-0	2-6-8	3	3	3	0	3	0	33	
Russell Carter	0-0	0-0	0-0	0-1-1	0	0	0	1	0	0	4	
Team			1-1-2									
TOTALS	24-58	11-20	19-19	9-24-33	18	78	14	10	6	4	200	

FG%: 1st Half 14-32, .438; 2nd Half 10-26, .385; Game .414; 3-PT%: 1st Half 7-13, .538; 2nd Half 4-7, .571; Game .550; FT%: 1st Half 6-6, 1.000; 2nd Half 13-13, 1.000; Game 1.000; Deadball: 0.

SCORE BY PERIODS 1 2 F

Villanova 34 38 72

Notre Dame 41 37 78

OFFICIALS: Jim Burr, Jim Haney, John Hughes
TECHNICALS: None
ATTENDANCE: 11,014

Notes: Chris Thomas' 25 points marked a season high ... Thomas tied the school record with his 11th consecutive start ... Notre Dame is off to a 2-0 start in BIG EAST play for just the third time since becoming a conference member in 1995-96 ... The Irish beat Villanova in consecutive outings for the first time in conference play ... Colin Falls scored in double figures for the fifth time in seven games ... Dennis Latimore registered his second career double-double and first ever in BIG EAST play.

Syracuse 70, Notre Dame 61
January 10, 2005
Joyce Center — Notre Dame, IN

Game 13

		3-pt			REB	PF	TP	A	TO	BK	ST	MIN
Syracuse	FG-A	FG-A	FT-A									
Hakim Warrick	5-9	0-0	2-10	3-2-5	4	12	1	1	0	0	34	
Craig Forth	2-4	0-0	1-2	3-8-11	1	5	0	1	1	0	36	
Gerry McNamara	7-21	4-15	4-4	0-3-3	1	22	5	2	0	2	39	
Josh Pace	8-11	0-0	0-2	1-3-4	2	16	4	2	1	2	38	
Louie McCroskey	1-3	0-0	0-2	1-0-1	0	2	0	0	0	0	14	
Billy Edelin	2-3	0-0	0-0	2-1-3	2	4	5	2	0	7	24	
Terrence Roberts	3-5	0-0	3-4	3-5-8	4	9	1	2	0	0	15	
Team			0-1-1									
TOTALS	24-62	3-16	21-28	13-23-36	20	72	12	9	6	4	200	

FG%: 1st Half 15-33, .455; 2nd Half 13-23, .565; Game .500; 3-PT%: 1st Half 3-10, .300; 2nd Half 1-5, .200; Game .267; FT%: 1st Half 5-8, .625; 2nd Half 5-16, .313; Game .417; Deadball: 1.

		3-pt			REB	PF	TP	A	TO	BK	ST	MIN
Notre Dame	FG-A	FG-A	FT-A									
Torin Francis	5-9	0-0	5-8	4-5-9	4	15	1	4	0	0	35	
Dennis Latimore	2-5	0-0	0-0	0-4-4	2	4	0	3	2	0	25	
Chris Thomas	1-14	1-11	2-2	0-7-7	2	5	8	4	0	3	40	
Chris Quinn	4-9	3-7	2-2	3-1-4	3	13	4	2	0	1	35	
Colin Falls	3-9	3-9	5-5	0-3-3	4	14	3	2	0	0	32	
Jordan Cornette	1-2	1-2	0-0	2-1-3	3	3	0	0	2	1	23	
Russell Carter	3-4	1-1	0-1	2-0-2	2	7	0	2	0	1	10	
Team			1-1-2									
TOTALS	19-52	9-30	14-18	12-22-34	20	61	16	17	4	6	200	

FG%: 1st Half 12-27, .444; 2nd Half 7-25, .280; Game .365; 3-PT%: 1st Half 6-15, .400; 2nd Half 3-15, .200; Game .300; FT%: 1st Half 4-6, .667; 2nd Half 10-12, .833; Game .778; Deadball: 2.

SCORE BY PERIODS 1 2 F

Syracuse 38 32 70

Notre Dame 34 27 61

OFFICIALS: Tim Higgins, John Clougherty, Reggie Greenwood
TECHNICALS: None
ATTENDANCE: 11,418

Notes: Chris Thomas set the Notre Dame record with his 112th consecutive start ... The Irish lost to the Orange for the fourth straight time at the Joyce Center ... Thomas played 40-plus minutes for the third consecutive game ... Syracuse became just the 13th team in four-plus seasons to shoot 50 percent or better from the field against the Irish.

2004-05 Boxscores

Notre Dame 67, St. John's 66

January 15, 2005

Joyce Center — Notre Dame, IN

Game 14

	3-pt													
St. John's	FG-A	FG-A	FT-A	REB	PF	TP	A	TO	BK	ST	MIN			
Lamont Hamilton	7-16	0-0	3-6	4-4-8	3	17	1	1	1	0	35			
Daryll Hill	11-21	5-6	3-6	1-1-2	4	30	0	3	1	1	40			
Eugene Lawrence	1-4	0-3	0-2	1-3-4	3	2	6	2	1	1	38			
Cedric Jackson	0-1	0-1	0-2	0-0-0	3	0	2	0	0	0	11			
Dexter Gray	1-4	0-0	0-0	1-6-7	1	2	1	1	3	1	32			
Phil Missere	3-3	0-0	1-2	4-3-7	2	7	0	0	0	0	13			
Ryan Williams	2-8	1-3	3-4	3-7-10	0	8	1	0	0	1	31			
Team				0-3-3										
TOTALS	25-57	6-13	10-22	14-27-41	16	66	11	7	6	4	200			

FG%: 1st Half 16-28, .571; 2nd Half 9-29, .310; Game .439; 3-PT%: 1st Half 4-8, .500; 2nd Half 2-5, .400; Game .462; FT%: 1st Half 0-2, .000; 2nd Half 10-20, .500; Game .455; Deadball: 7.

	3-pt													
Notre Dame	FG-A	FG-A	FT-A	REB	PF	TP	A	TO	BK	ST	MIN			
Jordan Cornette	3-10	3-9	0-0	3-4-7	3	9	4	2	3	1	34			
Torin Francis	2-9	0-0	5-6	5-4-9	2	9	2	1	1	1	33			
Chris Thomas	3-10	2-6	3-4	0-3-3	2	11	4	3	0	1	32			
Chris Quinn	5-12	2-5	1-1	3-4-7	0	13	4	1	1	1	38			
Colin Falls	7-16	6-13	3-3	0-2-2	4	23	1	1	0	0	34			
Omari Isreal	0-2	0-0	0-0	0-1-1	4	0	0	0	0	0	7			
Dennis Latimore	0-4	0-0	0-0	1-0-1	1	0	1	1	0	0	13			
Russell Carter	1-2	0-1	0-0	0-1-1	1	2	1	1	0	0	9			
Team				6-4-10										
TOTALS	21-65	13-34	12-14	18-23-41	17	67	17	10	5	4	200			

FG%: 1st Half 13-38, .342; 2nd Half 8-27, .296; Game .323; 3-PT%: 1st Half 6-15, .400; 2nd Half 7-19, .368; Game .382; FT%: 1st Half 3-3, .667; 2nd Half 9-11, .818; Game .857; Deadball: 1.

SCORE BY PERIODS

	1	2	F
St. John's	36	30	66
Notre Dame	35	32	67

OFFICIALS: Mike Kitts, William Bush, Reggie Greenwood

TECHNICALS: None
ATTENDANCE: 11,418

Notes: Colin Falls registered double figures for the fourth straight game (a first in his career) with his career-high 23 points... Notre Dame converted just one two-point field goal in the second half... The 13 three-point field goals marked a season high... Chris Thomas missed the first eight minutes of the second half after sustaining a concussion at the conclusion of the first half... He did not attempt a shot in the second half until his game-winning three-pointer (first game-winning shot of his career) with six seconds remaining... Torin Francis' nine boards marked the ninth time this season with nine or more rebounds... Notre Dame improved to 2-1 in one-point games on the year... The 34 three-point attempts tied a school record.

Notre Dame 70, West Virginia 57

January 19, 2005

WVU Coliseum— Morgantown, W. Va.

Game 15

	3-pt													
Notre Dame	FG-A	FG-A	FT-A	REB	PF	TP	A	TO	BK	ST	MIN			
Jordan Cornette	2-5	2-4	0-0	1-6-7	2	6	3	1	6	1	31			
Torin Francis	3-5	0-0	0-0	0-3-3	4	6	1	1	1	1	26			
Chris Thomas	5-11	3-5	3-3	0-6-6	2	16	5	1	0	2	38			
Chris Quinn	4-9	2-3	3-3	2-2-4	2	13	3	3	0	1	38			
Colin Falls	5-13	5-12	4-4	0-4-4	1	19	2	0	0	0	38			
Rick Cornett	3-5	0-0	0-0	2-1-3	1	6	0	2	1	1	12			
Ben Nickol	0-0	0-0	0-0	0-0-0	0	0	0	0	0	0	1			
Chris Murphy	0-0	0-0	0-0	0-0-0	0	0	0	0	0	0	1			
Rob Kurz	0-0	0-0	0-0	0-0-0	0	0	0	0	0	0	1			
Dennis Latimore	0-2	0-0	1-2	0-2-2	1	1	0	0	0	0	8			
Russell Carter	1-1	1-1	0-0	0-0-0	2	3	0	0	0	0	4			
Omari Isreal	0-0	0-0	0-0	0-1-1	0	0	0	1	0	0	1			
Greg Bosl	0-0	0-0	0-0	0-0-0	0	0	0	0	0	0	1			
Team				1-2-3										
TOTALS	23-51	13-25	11-12	6-27-33	15	70	14	10	8	6	200			

FG%: 1st Half 14-26, .538; 2nd Half 9-25, .360; Game .451; 3-PT%: 1st Half 8-12, .667; 2nd Half 5-13, .385; Game .520; FT%: 1st Half 2-2, 1.000; 2nd Half 9-10, .900; Game .917; Deadball: 1.

	3-pt													
West Virginia	FG-A	FG-A	FT-A	REB	PF	TP	A	TO	BK	ST	MIN			
Mike Gansey	2-8	0-3	3-4	2-2-4	0	7	4	1	0	0	28			
Tyrone Sally	0-3	0-1	0-0	1-4-5	3	0	0	0	0	0	23			
Kevin Pittsnogle	3-10	0-3	2-3	0-3-3	1	8	0	1	0	0	19			
J.D. Collins	2-5	1-2	0-0	0-0-0	0	5	0	1	0	2	16			
Johannes Herber	3-9	2-5	1-2	0-7-7	3	9	3	2	0	2	33			
Duriel Price	0-0	0-0	0-0	0-0-0	0	0	0	0	0	0	1			
Darris Nichols	2-4	2-2	0-0	0-1-1	0	6	2	1	1	0	22			
Frank Young	2-6	1-3	0-0	2-1-3	0	5	2	0	0	0	16			
Patrick Beilein	1-5	1-4	2-2	1-0-1	2	5	3	2	0	0	21			
Luke Bonner	2-4	0-0	0-0	1-0-1	2	4	0	0	0	0	5			
D'or Fischer	3-6	0-0	2-3	1-4-5	1	8	0	1	1	0	16			
Team				7-0-7										
TOTALS	20-60	7-23	10-14	15-22-37	12	57	14	9	2	4	200			

FG%: 1st Half 11-30, .367; 2nd Half 9-30, .300; Game .333; 3-PT%: 1st Half 4-10, .400; 2nd Half 3-13, .231; Game .304; FT%: 1st Half 5-8, .625; 2nd Half 5-6, .833; Game .714; Deadball: 2.

SCORE BY PERIODS

	1	2	F
Notre Dame	38	32	70
West Virginia	31	26	57

OFFICIALS: John Clougherty, Donnee Gray, Karl Hess

TECHNICALS: None
ATTENDANCE: 7,848

Notes: Chris Thomas became the sixth player in Notre Dame history to score 2,000 points... Jordan Cornette's six blocks marked season high... Chris Quinn dished off his 20th career assist... Notre Dame won its 11th straight over the Mountaineers and 13 of the last 14 meetings... Notre Dame's 53.8 percent field goal percentage in the first half was a season best... Colin Falls scored in double figures for the fifth consecutive game.

Georgetown 55, Notre Dame 54

January 23, 2005

MCI Center — Washington, D.C.

Game 16

	3-pt													
Notre Dame	FG-A	FG-A	FT-A	REB	PF	TP	A	TO	BK	ST	MIN			
Jordan Cornette	1-3	1-3	0-0	0-3-3	3	3	1	0	1	1	22			
Torin Francis	1-4	0-0	0-0	0-3-3	1	2	0	2	3	0	21			
Chris Thomas	3-11	2-7	2-2	1-5-6	2	10	5	6	0	0	40			
Chris Quinn	4-10	3-6	2-2	1-4-5	0	13	3	0	0	0	38			
Colin Falls	3-7	3-6	4-5	0-0-0	4	13	0	0	0	1	33			
Omari Isreal	0-0	0-0	0-0	1-1-2	2	0	0	1	0	0	1			
Rick Cornett	1-1	0-0	0-0	0-1-1	1	2	0	0	0	0	6			
Dennis Latimore	5-8	0-0	0-0	1-2-3	2	10	2	0	0	1	30			
Russell Carter	0-1	0-0	1-2	1-0-1	1	1	0	1	0	0	9			
Team				1-2-3										
TOTALS	18-45	9-22	9-11	6-21-27	16	54	11	10	4	3	200			

FG%: 1st Half 9-22, .409; 2nd Half 9-23, .391; Game .400; 3-PT%: 1st Half 3-9, .333; 2nd Half 6-13, .462; Game .409; FT%: 1st Half 8-9, .889; 2nd Half 1-2, .500; Game .618; Deadball: 2.

	3-pt													
Georgetown	FG-A	FG-A	FT-A	REB	PF	TP	A	TO	BK	ST	MIN			
Ashanti Cook	5-10	2-4	0-0	1-3-4	0	12	3	2	0	2	38			
Brandon Bowman	5-14	1-5	2-3	0-6-6	2	13	4	2	1	0	36			
Jonathan Wallace	0-3	0-3	2-2	0-0-0	2	2	0	1	0	2	35			
Jeff Green	4-10	0-0	5-6	5-2-7	1	13	1	3	0	0	40			
Roy Hibbert	5-6	0-0	1-2	2-5-7	4	11	0	0	0	1	23			
Ray Reed	1-3	1-2	0-0	0-0-0	0	3	0	0	0	0	7			
RaMell Ross	0-1	0-0	0-0	1-0-1	1	0	0	0	0	0	2			
Darrel Owens	0-4	0-4	1-2	2-4-6	3	1	1	1	0	0	16			
Tyler Crawford	0-0	0-0	0-0	0-0-0	0	0	0	0	0	0	2			
Amado Kilkenny_Diaw	0-0	0-0	0-0	0-1-1	0	0	0	0	0	0	1			
Team				2-0-2										
TOTALS	20-51	4-18	11-15	13-21-34	13	55	9	10	2	6				

2004-05 Boxscores

Notre Dame 78, Connecticut 74
January 30, 2005
 Joyce Center, Notre Dame, IN

Game 18

	3-pt														
Connecticut	FG-A	FG-A	FT-A	REB	PF	TP	A	TO	BK	ST	MIN				
Josh Boone	3-6	0-0	0-1	1-1-2	1	6	0	2	2	0	25				
Rudy Gay	7-10	0-0	2-4	0-6-6	3	16	2	1	1	2	26				
Charlie Villanueva	2-8	0-0	2-2	2-4-6	2	6	3	3	2	1	33				
Marcus Williams	3-8	2-2	2-3	0-5-5	3	10	16	2	0	3	33				
Denham Brown	9-15	0-4	2-2	1-2-3	1	20	1	3	0	0	35				
Hilton Armstrong	1-2	0-0	3-4	2-2-4	4	5	0	1	0	0	13				
Antonio Kellogg	0-4	0-4	0-0	0-3-3	0	0	1	2	0	0	7				
Rashad Anderson	3-9	3-6	0-0	0-1-1	0	9	0	1	0	1	19				
Ed Nelson	0-1	0-0	2-4	4-1-5	2	2	0	0	0	0	9				
Team				5-1-6											
TOTALS	28-60	5-13	13-20	15-26-41	16	74	23	15	5	7	200				
FG%: 1st Half 17-32, .531; 2nd Half 11-28, .393; Game .467; 3-PT%: 1st Half 1-5, .200; 2nd Half 4-8, .500; Game .385; FT%: 1st Half 6-9, .667; 2nd Half 7-11, .636; Game .650; Deadball: 5.															

	3-pt														
Notre Dame	FG-A	FG-A	FT-A	REB	PF	TP	A	TO	BK	ST	MIN				
Jordan Cornette	2-6	1-4	0-0	2-1-3	2	5	0	0	0	0	25				
Torin Francis	7-14	0-0	5-7	4-3-7	3	19	0	1	2	0	31				
Chris Thomas	4-14	1-4	6-6	2-2-4	2	15	8	3	0	1	40				
Chris Quinn	5-10	2-5	0-2	0-3-3	0	12	3	1	0	3	39				
Colin Falls	2-11	2-10	3-3	1-2-3	4	9	3	1	0	2	30				
Rick Cornett	3-3	0-0	0-0	1-0-1	1	6	0	1	1	0	6				
Dennis Latimore	6-10	0-0	0-2	5-4-9	0	12	0	0	0	1	25				
Russell Carter	0-0	0-0	0-0	0-1-1	2	0	1	1	0	0	4				
Team				2-3-5											
TOTALS	29-68	6-23	14-20	17-19-36	14	78	15	8	3	7	200				
FG%: 1st Half 18-37, .486; 2nd Half 11-31, .355; Game .426; 3-PT%: 1st Half 3-14, .214; 2nd Half 3-9, .333; Game .261; FT%: 1st Half 0-0, .000; 2nd Half 14-20, .700; Game .700; Deadball: 2.															

SCORE BY PERIODS	1	2	F
Connecticut	41	33	74
Notre Dame	39	39	78

OFFICIALS: Mike Kitts, John Cahill, Tom Lopes
 TECHNICALS: None
 ATTENDANCE: 11,418

Notes: Notre Dame picked up its first win over a ranked opponent for the first time this season ... The Irish defeated Connecticut at the Joyce Center for the second straight year ... Torin Francis matched his season-high with 19 points for the second straight game ... Chris Thomas dished off eight-plus assists for the eighth time.

Syracuse 60, Notre Dame 57
February 5, 2005
 Carrier Dome, Syracuse, NY

Game 18

	3-pt														
Notre Dame	FG-A	FG-A	FT-A	REB	PF	TP	A	TO	BK	ST	MIN				
Jordan Cornette	0-1	0-1	0-0	1-3-4	4	0	0	0	0	0	14				
Torin Francis	5-9	0-0	5-8	5-6-11	4	15	0	1	0	0	26				
Chris Thomas	2-12	1-6	0-3	0-5-5	2	5	4	0	0	3	38				
Chris Quinn	4-8	3-7	1-2	0-2-2	3	12	1	2	0	1	39				
Colin Falls	3-9	3-8	0-0	1-0-1	2	9	4	0	1	0	40				
Rick Cornett	3-4	0-0	0-2	3-0-3	1	6	0	2	0	0	11				
Dennis Latimore	5-8	0-0	0-0	3-3-6	4	10	1	2	0	1	29				
Russell Carter	0-2	0-1	0-2	1-0-1	1	0	0	0	0	1	3				
Team				2-2-4											
TOTALS	22-53	7-23	6-17	16-21-37	21	57	11	13	1	6	200				
FG%: 1st Half 11-31, .355; 2nd Half 11-22, .500; Game .415; 3-PT%: 1st Half 4-14, .286; 2nd Half 3-9, .333; Game .304; FT%: 1st Half 0-7, .000; 2nd Half 6-10, .600; Game .353; Deadball: 4.															

	3-pt														
Syracuse	FG-A	FG-A	FT-A	REB	PF	TP	A	TO	BK	ST	MIN				
Hakim Warrick	7-12	0-1	6-11	2-4-6	1	20	0	2	2	0	40				
Josh Pace	5-8	0-0	0-0	1-5-6	4	10	3	2	2	1	39				
Craig Forth	0-0	0-0	0-0	1-5-6	2	0	0	1	1	1	20				
Gerry McNamara	4-9	3-8	11-11	0-0-0	5	22	3	4	0	0	36				
Louie McCroskey	1-6	0-3	2-4	1-1-2	1	4	0	2	0	1	23				
Demetris Nichols	0-0	0-0	0-0	0-1-1	0	0	0	1	0	0	3				
Darryl Watkins	0-0	0-0	0-0	0-0-0	1	0	0	0	0	0	7				
Billy Edelin	1-3	0-0	0-0	0-1-1	0	2	0	0	0	1	19				
Terrence Roberts	0-2	0-0	2-6	1-3-4	3	2	0	2	2	2	13				
Team				1-2-3											
TOTALS	18-40	3-12	21-32	7-22-29	17	60	6	14	7	6	200				
FG%: 1st Half 7-21, .333; 2nd Half 11-19, .579; Game .450; 3-PT%: 1st Half 0-6, .000; 2nd Half 3-6, .500; Game .250; FT%: 1st Half 6-10, .600; 2nd Half 15-22, .682; Game .656; Deadball: 5.															

SCORE BY PERIODS	1	2	F
Notre Dame	36	31	57
Syracuse	41	33	74

OFFICIALS: Mike Kitts, John Cahill, Tom Lopes
 TECHNICALS: Notre Dame - Jordan Cornette, Notre Dame Bench
 ATTENDANCE: 33,199

Notes: The crowd of the 33,199 was the largest on-campus crowd in NCAA history ... Notre Dame's 35.3 (6-17) shooting performance from the free-throw line was the lowest ever under head coach Mike Brey ... Torin Francis registered the 21st double-double of his career.

Notre Dame 68, Boston College 63
February 8, 2005
 Joyce Center, Notre Dame, IN

Game 20

	3-pt														
Boston College	FG-A	FG-A	FT-A	REB	PF	TP	A	TO	BK	ST	MIN				
Craig Smith	4-14	0-0	1-2	5-3-8	3	9	3	2	0	1	36				
Jared Dudley	5-13	2-7	4-5	2-9-11	4	16	6	4	1	1	39				
Nate Doornekamp	3-8	1-2	0-2	2-2-4	2	7	2	1	0	0	29				
Louis Hinnant	5-9	3-6	0-0	0-1-1	1	13	4	0	0	1	38				
Sean Marshall	4-9	0-2	1-1	3-1-4	1	9	1	1	0	1	24				
Jermaine Watson	4-9	3-5	0-0	2-2-4	4	11	1	3	0	0	20				
Sean Williams	0-0	0-0	0-0	1-1-2	2	0	1	0	1	0	14				
Team				1-3-4											
TOTALS	25-62	9-22	6-10	16-22-38	17	65	18	11	2	4	200				
FG%: 1st Half 13-32, .406; 2nd Half 12-30, .400; Game .403; 3-PT%: 1st Half 4-8, .500; 2nd Half 5-14, .357; Game .409; FT%: 1st Half 2-5, .400; 2nd Half 4-5, .800; Game .600; Deadball: 1.															

	3-pt														
Notre Dame	FG-A	FG-A	FT-A	REB	PF	TP	A	TO	BK	ST	MIN				
Jordan Cornette	0-1	0-1	0-1	1-0-1	2	0	2	2	1	1	17				
Torin Francis	2-9	0-0	2-4	2-6-8	3	6	0	1	2	0	35				
Chris Thomas	6-10	3-5	4-4	1-3-4	2	19	9	0	0	3	38				
Chris Quinn	4-7	1-2	1-3	0-4-4	2	10	6	1	1	1	40				
Colin Falls	8-14	7-12	0-0	0-4-4	2	23	1	0	0	0	39				
Rick Cornett	0-0	0-0	0-0	1-1-2	1	0	0	2	0	0	6				
Dennis Latimore	5-8	0-0	0-0	0-1-1	1	10	1	2	1	4	23				
Russell Carter	0-0	0-0	0-0	0-1-1	0	0	0	1	0	0	2				
Team				1-4-5											
TOTALS	22-49	11-20	7-12	6-24-30	13	68	19	9	5	9	200				
FG%: 1st Half 15-28, .536; 2nd Half 10-21, .476; Game .510; 3-PT%: 1st Half 6-12, .500; 2nd Half 5-8, .625; Game .550; FT%: 1st Half 1-2, .500; 2nd Half 6-10, .600; Game .583; Deadball: 1.															

SCORE BY PERIODS	1	2	F
Boston College	32	33	65
Notre Dame	37	31	68

OFFICIALS: Ed Corbett, Bob Donato, Tony Greene
 TECHNICALS: None
 ATTENDANCE: 11,418

Notes: Colin Falls' 23 points matched his career high as he connected on a career-best eight field goals that included a personal best seven three-pointers ... Chris Thomas' 0 turnovers marked the second time this season he did not turn the ball over in a game ... Thomas scored his 1,000th career point in BIG EAST play becoming the second Irish basketball player to reach that mark ... Notre Dame's win was the first over an unbeaten team with 20-plus wins at the Joyce Center since the Irish defeated No. 1 DePaul (25-0 heading into the contest) 76-74 in double overtime.

Pittsburgh 68, Notre Dame 66
February 12, 2005
 Petersen Events Center, Pittsburgh, PA

Game 21

	3-pt														
Notre Dame	FG-A	FG-A	FT-A	REB	PF	TP	A	TO	BK	ST	MIN				
Jordan Cornette	3-8	3-7	1-2	1-1-2	5	10	1	0	1	1	22				
Torin Francis	0-5	0-0	1-2	2-5-7	1	1	0	4	2	0	26				
Colin Falls	2-11	1-10	3-3	0-1-1	2	8	1	2	0	1	34				
Chris Thomas	6-12	4-5	0-0	1-3-4	1	16	7	1	0	1	36				
Chris Quinn	10-15	5-6	0-0	1-2-3	1	25	3	0	0	1	39				
Rick Cornett	0-1	0-0	1-2	1-2-3	3	1	0	3	0	1	13				
Dennis Latimore	1-4	0-0	0-1	0-2-2	4	2	0	2	0	0	19				
Russell Carter	1-1	1-1	0-0	0-1-1	1	3	0	1	0	0	11				
Team				5-3-8											
TOTALS	23-57	14-29	6-10	11-20-31	18	66	12	13	3	5	200				
FG%: 1st Half 12-30, .400; 2nd Half 11-27, .407; Game .404; 3-PT%: 1st Half 6-13, .462; 2nd Half 8-16, .500; Game .483; FT%: 1st Half 0-0, .000; 2nd Half 6-10, .600; Game .600; Deadball: 2.															

	3-pt														
Pittsburgh	FG-A	FG-A	FT-A	REB	PF	TP	A	TO	BK	ST	MIN				
Chevon Troutman	4-9	0-1	5-7	3-1-4	2	13	1	2	1						

2004- 05 Boxscores

Notre Dame 70, Georgetown 64 February 16, 2005 Joyce Center, Notre Dame, IN

Game 22

		3-pt																	
Georgetown	FG-A	FG-A	FT-A	REB	PF	TP	A	TO	BK	ST	MIN								
Brandon Bowman	6-12	1-3	4-5	3-4-7	4	17	0	2	1	0	34								
Jeff Green	3-6	1-2	2-2	1-6-7	3	9	6	3	2	0	38								
Roy Hibbert	6-10	0-0	3-5	2-1-3	4	15	3	5	2	0	27								
Ashanti Cook	5-8	1-4	0-0	0-2-2	0	11	2	4	0	2	36								
Jonathan Wallace	1-5	1-5	0-0	2-1-3	4	3	1	2	0	0	20								
Ray Reed	2-5	0-1	0-0	0-1-1	4	4	1	1	0	1	23								
Darrel Owens	1-2	0-1	0-0	2-4-6	2	2	2	0	0	0	19								
Tyler Crawford	1-1	1-1	0-0	0-0-0	2	3	0	0	0	0	3								
Team				1-0-1															
TOTALS	25-49	5-17	9-12	11-19-30	23	64	15	17	5	3	200								
FG%: 1st Half 6-19, .316; 2nd Half 19-30, .633; Game .510; 3-PT%: 1st Half 1-9, .111; 2nd Half 4-8, .500; Game .294; FT%: 1st Half 4-6, .667; 2nd Half 5-6, .833; Game .750; Deadball: 1.																			

		3-pt																	
Notre Dame	FG-A	FG-A	FT-A	REB	PF	TP	A	TO	BK	ST	MIN								
Jordan Cornette	2-6	2-5	0-0	2-2-4	3	6	0	0	0	2	39								
Torin Francis	4-10	0-0	3-3	3-6-9	5	11	2	3	0	1	29								
Chris Thomas	5-13	2-4	9-10	0-4-4	1	21	5	1	0	2	39								
Chris Quinn	4-4	4-4	6-7	1-1-2	1	18	3	1	0	1	40								
Colin Falls	2-8	2-7	7-7	1-0-1	1	13	1	1	0	3	39								
Rick Cornett	0-0	0-0	1-2	0-0-0	3	1	0	3	0	0	9								
Rob Kurz	0-0	0-0	0-0	0-0-0	0	0	0	0	0	0	1								
Dennis Latimore	0-2	0-0	0-0	0-0-0	1	0	0	0	0	0	3								
Russell Carter	0-0	0-0	0-0	0-0-0	0	0	0	1	1	0	2								
Team				1-2-3															
TOTALS	17-43	10-20	26-29	8-15-23	15	70	11	10	1	9	200								
FG%: 1st Half 8-24, .333; 2nd Half 9-19, .474; Game .395; 3-PT%: 1st Half 6-11, .545; 2nd Half 4-9, .444; Game .500; FT%: 1st Half 8-9, .889; 2nd Half 18-20, .900; Game .897; Deadball: 2.																			

SCORE BY PERIODS	1	2	F	
Georgetown	17	47	64	
Notre Dame	30	40	70	

OFFICIALS: Jim Burr, Curtis Shaw, Michael Stephens
 TECHNICALS: None
 ATTENDANCE: 11,418

Notes: Chris Thomas moved to third on the all-time career scoring list ... Notre Dame defeated Georgetown for the fifth time in six games ... The 17 points scored by Georgetown in the first half were the second-fewest allowed by the Irish in a BIG EAST game.

Notre Dame 62, Providence 61 February 19, 2005 Dunkin' Donuts Center, Providence, RI

Game 23

		3-pt																	
Notre Dame	FG-A	FG-A	FT-A	REB	PF	TP	A	TO	BK	ST	MIN								
Jordan Cornette	1-4	1-3	2-2	0-6-6	3	5	1	0	3	1	34								
Torin Francis	0-6	0-0	0-0	4-1-5	0	0	0	2	0	0	8								
Chris Thomas	4-15	2-6	0-2	2-4-6	1	10	8	3	0	2	40								
Chris Quinn	6-13	5-8	0-0	2-3-5	0	17	4	3	0	0	40								
Colin Falls	3-12	3-11	0-0	0-3-3	2	9	2	1	0	1	36								
Omari Isreal	1-2	0-0	0-1	0-1-1	3	2	0	0	0	0	4								
Rick Cornett	5-9	0-0	4-9	8-6-14	3	14	1	0	0	0	27								
Rob Kurz	0-0	0-0	0-0	0-0-0	0	0	0	0	0	0	2								
Dennis Latimore	2-4	0-0	1-2	1-1-2	0	5	0	2	1	0	9								
Team				3-0-3															
TOTALS	22-65	11-28	7-16	20-25-45	12	62	16	11	4	4	200								
FG%: 1st Half 11-39, .282; 2nd Half 11-26, .423; Game .338; 3-PT%: 1st Half 6-17, .353; 2nd Half 5-11, .455; Game .393; FT%: 1st Half 3-5, .600; 2nd Half 4-11, .364; Game .438; Deadball: 8.																			

		3-pt																	
Providence	FG-A	FG-A	FT-A	REB	PF	TP	A	TO	BK	ST	MIN								
Ryan Gomes	5-18	2-3	4-5	1-6-7	1	16	2	2	1	2	39								
Jeff Parmer	1-5	0-4	0-0	0-5-5	1	2	0	2	1	1	20								
Herbert Hill	1-3	0-0	0-0	1-1-2	3	2	0	1	1	2	16								
Donnie McGrath	2-6	2-6	3-3	0-2-2	1	9	4	3	1	0	40								
Tuukka Kotti	4-9	0-1	1-5	1-5-6	2	9	4	1	3	0	33								
DeSean White	3-5	0-0	0-0	2-1-3	2	6	3	1	0	2	12								
Rob McKiver	2-3	1-2	0-0	0-0-0	1	5	0	0	0	0	11								
Ray Cross	0-0	0-0	0-0	0-0-0	0	0	0	0	0	0	2								
Randall Hanke	6-6	0-0	0-0	0-3-3	3	12	0	0	2	0	24								
Charlie Burch	0-0	0-0	0-0	0-0-0	0	0	0	0	0	0	3								
Team				1-3-4															
TOTALS	24-55	5-16	8-13	6-26-32	14	61	13	10	9	7	200								
FG%: 1st Half 10-26, .385; 2nd Half 14-29, .483; Game .436; 3-PT%: 1st Half 3-8, .375; 2nd Half 2-8, .250; Game .313; FT%: 1st Half 1-5, .200; 2nd Half 7-8, .875; Game .615; Deadball: 3.																			

SCORE BY PERIODS	1	2	F	
Notre Dame	31	31	62	
Providence	24	37	61	

OFFICIALS: John Clougherty, John Cahill, Doug Shows
 TECHNICALS: None
 ATTENDANCE: 12,993

Notes: Mike Brey earned his 200th career win ... Notre Dame is now 3-2 in one-point games this season ... Rick Cornett registered his first career double-double with a season-high 14 points and career-best 14 rebounds.

Connecticut 88, Notre Dame 74 February 21, 2005 Hartford Civic Center, Hartford, CT

Game 24

		3-pt																	
Notre Dame	FG-A	FG-A	FT-A	REB	PF	TP	A	TO	BK	ST	MIN								
Jordan Cornette	0-3	0-3	0-0	1-3-4	2	0	1	1	4	0	27								
Torin Francis	4-8	0-0	7-9	1-4-5	2	15	0	2	1	2	32								
Chris Thomas	6-15	2-4	2-2	0-4-4	2	16	5	3	0	1	34								
Chris Quinn	5-10	2-5	0-0	0-1-1	1	12	3	1	0	1	38								
Colin Falls	6-12	6-10	1-3	0-0-0	3	19	0	0	0	1	29								
Omari Isreal	0-1	0-0	0-1	1-5-6	3	0	1	2	0	0	18								
Rick Cornett	1-1	0-0	2-2	0-0-0	2	4	0	1	1	0	8								
Rob Kurz	4-8	0-0	0-0	4-0-4	2	8	0	0	0	0	12								
Dennis Latimore	0-0	0-0	0-0	0-0-0	0	0	0	0	0	0	1								
Team				0-2-2															
TOTALS	26-58	10-22	12-17	7-19-26	17	74	10	10	6	5	200								
FG%: 1st Half 12-32, .375; 2nd Half 14-26, .536; Game .448; 3-PT%: 1st Half 4-14, .286; 2nd Half 6-8, .455; Game .455; FT%: 1st Half 4-5, .800; 2nd Half 8-12, .667; Game .706; Deadball: 1.																			

		3-pt																	
Connecticut	FG-A	FG-A	FT-A	REB	PF	TP	A	TO	BK	ST	MIN								
Charlie Villanueva	9-14	1-1	6-7	1-3-4	3	25	3	2	4	0	30								
Jeff Parmer	2-7	0-0	2-2	2-5-7	3	6	1	2	1	2	30								
Denham Brown	7-14	2-3	2-4	3-1-4	2	18	1	1	0	0	34								
Josh Boone	4-6	0-0	1-2	2-6-8	3	9	1	0	3	2	33								
Marcus Williams	7-16	0-3	3-4	2-7-9	1	17	12	2	0	0	36								
Hilton Armstrong	1-2	0-0	0-0	1-0-1	2	2	0	0	1	1	9								
Ryan Thompson	0-0	0-0	0-0	0-0-0	0	0	0	0	0	0	4								
Antonio Kellogg	3-4	1-2	2-2	0-3-3	1	9	2	0	0	0	16								
Ed Nelson	1-1	0-0	0-0	0-2-2	2	2	0	0	0	0	10								
Team				1-3-4															
TOTALS	34-64	4-9	16-21	14-39-43	17	88	20	7	9	5	200								
FG%: 1st Half 18-32, .563; 2nd Half 16-32, .500; Game .531; 3-PT%: 1st Half 3-6, .500; 2nd Half 1-3, .333; Game .444; FT%: 1st Half 6-9, .667; 2nd Half 10-12, .833; Game .762; Deadball: 2.																			

SCORE BY PERIODS	1	2	F	
Notre Dame	32	42	74	
Connecticut	45	43	88	

OFFICIALS: Ed Corbett, Pat Driscoll, Karl Hess
 TECHNICALS: None
 ATTENDANCE: 16,294

Notes: Notre Dame dropped its third straight at the Hartford Civic Center ... The 14-point loss was the worst for the Irish since a 73-59 setback on February 24, 2003 ... The 88 points were the most given up by Notre Dame since surrendering 95 to Rutgers in a 95-82 loss on March 1, 2002 ... Omari Isreal's six rebounds were a career best.

UCLA 75, Notre Dame 65 February 27, 2005 Joyce Center, Notre Dame, IN

Game 25

		3-pt																	
UCLA	FG-A	FG-A	FT-A	REB	PF	TP	A	TO	BK	ST	MIN								
Dijon Thompson	4-15	3-8	5-11	3-7-10	3	16	4	4	1	1	37								
Josh Shipp	2-3	2-2	0-0	0-6-6	1	6	2	3	0	2	32								

2004- 05 Boxscores

Notre Dame 66, Rutgers 56
March 2, 2005
Joyce Center, Notre Dame, IN

Game 26

3-pt												
Rutgers	FG-A	FG-A	FT-A	REB	PF	TP	A	TO	BK	ST	MIN	
Marquis Webb	3-12	1-4	3-4	0-1-1	4	10	2	0	0	1	37	
Ollie Bailey	1-6	0-0	1-2	0-0-0	2	3	0	2	0	0	15	
Byron Joynes	2-6	0-0	0-0	6-9-15	1	4	1	1	1	0	33	
Ricky Shields	1-8	0-2	0-0	2-1-3	1	2	3	1	0	1	25	
Quincy Douby	5-16	2-7	7-7	1-3-4	4	19	1	2	0	3	36	
Manny Quezada	0-1	0-0	0-0	0-0-0	2	0	0	0	0	0	6	
Juel Wiggan	3-8	0-2	0-0	3-0-3	3	6	3	1	0	1	19	
Shayle Keating	0-0	0-0	0-0	0-1-1	1	0	0	0	0	0	1	
Dan Waterstradt	0-0	0-0	0-0	1-1-2	1	0	0	1	0	0	7	
Jimmie Inglie	3-4	0-0	6-8	4-2-6	1	12	0	1	0	0	21	
Team				2-0-2								

TOTALS 18-61 3-15 17-21 19-18-37 20 56 10 9 1 6 200
 FG%: 1st Half 8-29, .276; 2nd Half 10-32, .313; Game .295; 3-PT%: 1st Half 3-9, .333; 2nd Half 0-6, .000; Game .200; FT%: 1st Half 10-13, .769; 2nd Half 7-8, .875; Game .810;
 Deadball: 3.

3-pt												
Notre Dame	FG-A	FG-A	FT-A	REB	PF	TP	A	TO	BK	ST	MIN	
Torin Fancis	2-5	0-0	4-4	0-9-9	4	8	1	2	1	0	28	
Dennis Latimore	2-2	0-0	0-1	1-0-1	3	4	1	2	1	0	16	
Chris Thomas	3-9	0-5	4-4	1-3-4	2	10	12	1	2	0	38	
Chris Quinn	5-8	2-3	2-2	0-4-4	2	14	1	1	0	0	31	
Colin Falls	6-11	5-10	1-2	1-1-2	0	18	1	2	1	1	39	
Omari Isreal	2-3	0-0	0-1	1-1-2	3	4	0	1	0	0	15	
Rick Cornett	4-4	0-0	0-0	0-2-2	2	8	0	1	0	0	11	
Jordan Cornette	0-3	0-3	0-0	1-4-5	2	0	1	2	2	0	22	
Team				0-1-1								

TOTALS 24-65 7-21 11-14 5-25-30 17 66 17 12 7 1 200
 FG%: 1st Half 11-21, .524; 2nd Half 13-24, .542; Game .533; 3-PT%: 1st Half 3-8, .375; 2nd Half 4-13, .308; Game .333; FT%: 1st Half 5-7, .714; 2nd Half 6-7, .857; Game .786;
 Deadball: 1.

SCORE BY PERIODS

	1	2	F
Rutgers	29	27	56
Notre Dame	30	36	66

OFFICIALS: Tim Higgins, Bob Danato, Karl Hess

TECHNICALS: None

ATTENDANCE: 11,418

Notes: Chris Thomas' 12 assists were a season high as he registered his 14th career double-double ... Thomas topped the 400-assist mark in BIG EAST play to become only the third BIG EAST player with 400-plus assists as he moved into second on the all-time list ... Notre Dame won its ninth conference game, assuring itself of its fifth consecutive winning season in league play.

Pittsburgh 85, Notre Dame 77
March 5, 2005
Joyce Center, Notre Dame, IN

Game 27

3-pt												
Pittsburgh	FG-A	FG-A	FT-A	REB	PF	TP	A	TO	BK	ST	MIN	
Chevon Troutman	7-14	0-1	8-12	3-6-9	4	22	2	1	1	0	36	
Mark McCarroll	2-2	0-0	0-0	2-0-2	2	4	1	0	0	0	16	
Chris Taft	12-17	0-0	2-3	3-8-11	1	26	0	2	4	0	30	
Carl Krauser	5-13	1-5	4-8	0-5-5	3	15	11	5	0	3	40	
Antonio Graves	4-6	1-1	2-2	0-3-3	3	11	5	0	0	2	26	
John DeGroat	0-0	0-0	0-0	0-0-0	0	0	1	1	1	0	9	
Ronald Ramon	3-5	1-2	0-0	0-3-3	4	7	2	0	0	0	32	
Levon Kendall	0-1	0-1	0-0	0-0-0	0	0	0	0	0	0	2	
Charles Small	0-0	0-0	0-0	0-0-0	0	0	0	0	0	0	0	
Marcus Bowman	0-0	0-0	0-0	0-0-0	0	0	0	0	0	0	0	
Aaron Gray	0-0	0-0	0-0	0-1-1	1	0	1	2	0	0	9	
Team				0-1-1								

TOTALS 33-58 3-10 16-25 8-27-35 18 85 23 12 6 5 200
 FG%: 1st Half 13-28, .464; 2nd Half 20-30, .667; Game .569; 3-PT%: 1st Half 2-8, .250; 2nd Half 1-2, .500; Game .300; FT%: 1st Half 4-6, .667; 2nd Half 12-19, .632; Game .640;
 Deadball: 3.

3-pt												
Notre Dame	FG-A	FG-A	FT-A	REB	PF	TP	A	TO	BK	ST	MIN	
Torin Fancis	6-13	0-0	4-5	3-7-10	3	16	1	4	2	1	33	
Dennis Latimore	2-5	0-0	0-0	2-4-6	1	4	0	2	0	0	19	
Chris Thomas	2-13	0-8	8-8	0-5-5	3	12	7	3	0	1	39	
Chris Quinn	1-4	1-4	2-2	0-1-1	1	5	4	0	0	0	23	
Colin Falls	8-16	8-14	4-5	1-1-2	2	28	2	0	0	1	39	
Omari Isreal	1-2	0-0	0-2	1-2-3	4	2	1	2	1	0	16	
Rick Cornett	1-2	0-0	0-0	0-1-1	0	2	0	0	0	0	4	
Jordan Cornette	2-4	0-1	0-0	3-1-4	5	4	1	0	1	0	20	
Russell Carter	2-3	0-1	0-0	0-0-0	1	4	1	1	0	0	6	
Greg Bosl	0-0	0-0	0-0	0-0-0	0	0	0	0	0	0	1	
Team				1-1-2								

TOTALS 25-62 9-28 18-22 11-23-34 20 77 17 12 4 3 200
 FG%: 1st Half 11-24, .458; 2nd Half 14-38, .368; Game .403; 3-PT%: 1st Half 6-12, .500; 2nd Half 3-16, .188; Game .321; FT%: 1st Half 7-10, .700; 2nd Half 11-12, .917; Game .818;
 Deadball: 3.

SCORE BY PERIODS

	1	2	F
Pittsburgh	32	53	85
Notre Dame	35	42	77

OFFICIALS: Jim Burr, Reggie Greenwood, William Bush

TECHNICALS: None

ATTENDANCE: 11,418

Notes: Jordan Cornett tied LaPhonso Ellis' career blocked shots record with his 200th career block ... Chris Thomas established the Notre Dame record for career starts ... The Irish were swept in both regular-season meetings by the Panthers for the second straight year.

Notre Dame 66, Rutgers 56
March 2, 2005
Madison Square Garden, New York, NY

Game 28

BIG EAST Championship (First Round)

3-pt												
Rutgers	FG-A	FG-A	FT-A	REB	PF	TP	A	TO	BK	ST	MIN	
Ollie Bailey	5-8	0-0	0-0	1-4-5	3	10	0	2	1	2	29	
Marquis Webb	2-4	1-1	1-1	2-2-4	0	6	2	0	0	0	34	
Byron Joynes	3-4	0-0	2-3	3-5-8	5	8	0	0	0	0	23	
Quincy Douby	5-16	3-7	2-3	0-3-3	1	15	5	2	0	1	35	
Ricky Shields	9-18	3-8	0-1	0-3-3	1	21	4	2	0	2	34	
Jimmie Inglis	4-7	0-0	0-1	2-1-3	3	8	0	0	0	0	14	
Juel Wiggan	0-2	0-0	2-2	0-5-5	0	2	1	1	0	0	12	
Dan Waterstradt	1-2	0-0	0-0	1-0-1	2	2	0	0	2	2	13	
Manny Quezada	0-2	0-1	0-0	0-1-1	1	0	0	1	0	0	6	
Team				1-4-5								

TOTALS 29-63 7-17 7-11 10-28-38 16 72 12 9 3 7 200
 FG%: 1st Half 15-34, .441; 2nd Half 14-29, .483; Game .460; 3-PT%: 1st Half 4-8, .500; 2nd Half 3-9, .333; Game .412; FT%: 1st Half 1-3, .333; 2nd Half 6-8, .750; Game .636; Deadball: 1.

3-pt												
Notre Dame	FG-A	FG-A	FT-A	REB	PF	TP	A	TO	BK	ST	MIN	
Torin Fancis	6-9	0-0	9-11	3-10-13	0	21	0	0	1	1	38	
Dennis Latimore	0-2	0-0	0-0	2-2-4	0	0	0	1	0	0	9	
Chris Thomas	6-17	1-5	4-4	1-3-4	2	17	5	5	0	3	39	
Chris Quinn	0-1	0-0	0-0	0-0-0	2	0	0	0	0	0	10	
Colin Falls	1-10	1-8	0-0	0-1-1	2	3	1	1	0	0	36	
Omari Isreal	0-1	0-0	0-0	0-1-1	2	0	1	2	1	0	0	
Rick Cornett	2-3	0-0	0-0	2-0-2	1	4	0	0	0	1	5	
Jordan Cornette	3-9	2-6	0-0	2-6-8	2	8	1	0	0	0	33	
Russell Carter	4-9	1-2	3-4	1-1-2	3	12	0	0	0	1	22	
Team				1-2-3								

TOTALS 22-61 5-21 16-19 12-26-38 14 65 8 9 2 6 200
 FG%: 1st Half 12-30, .400; 2nd Half 10-31, .323; Game .361; 3-PT%: 1st Half 2-6, .333; 2nd Half 3-15, .200; Game .238; FT%: 1st Half 6-8, .750; 2nd Half 10-11, .909; Game .842;
 Deadball: 3.

SCORE BY PERIODS

	1	2	F
Rutgers	35	37	72
Notre Dame	32	33	65

OFFICIALS: Tim Higgins, John Cahill, Gary Prager

TECHNICALS: None

ATTENDANCE: 19,528

Notes: Notre Dame fell to 3-10 all-time in BIG EAST Tournament games ... Torin Francis registered his second straight double-double with 21 points (a season-high) and 13 rebounds ... It marked the 23rd career double-double of his career.