



# NOTRE DAME

## HOCKEY

### FIGHTING IRISH MEDIA

Interim Director  
Athletics Communications

Dan Colleran

dcollera@nd.edu  
574-339-9810 (cell)

## GAME THREE #1/1 DENVER AT #4/6 NOTRE DAME

### GAME INFORMATION

Game 3	Friday, October 13 7:10 p.m. ET	Compton Family Ice Arena Notre Dame, Indiana
Records	Notre Dame 2-0-0, 0-0-0-0 B1G	Denver 0-0-0, 0-0-0 NCHC
TV & Streaming Coverage	NBC Sports Network & NBC Sports App	Steve Schlanger (play-by-play) & Anson Carter (analyst)
Radio/Audio Coverage	WZOC 94.3 FM (South Bend) & UND.com	Darin Pritchett (play-by-play)

### THE SERIES

All-Time	DU Leads 35-10-5	Last: DU, 6-1 (April 6, 2017 at the United Center in Chicago)
At ND	DU Leads 14-8-1	Last: DU, 3-1 (Oct. 19, 2007 at Notre Dame)

### COUNTDOWN TO PUCK DROP

<b>514</b>	Notre Dame's experienced blue line includes eight letter winners who have combined for 514 career games played as well as 235 career points.
<b>121</b>	Senior defenseman <b>Jordan Gross</b> has skated in 121 consecutive games to start his Irish career, the third-longest active consecutive games played streak in the country.
<b>97</b>	<b>Jake Evans</b> has 97 career points (30-67-97), which ranks tied for third among active DI players.
<b>68</b>	With 68 assists, <b>Jordan Gross</b> (27-68-95) ranks second among active DI players in career assists.
<b>17</b>	<b>Anders Bjork</b> become the 17th former Notre Dame player under head coach <b>Jeff Jackson</b> to reach the NHL when he played for the Boston Bruins on Oct. 5.
<b>13</b>	Head coach <b>Jeff Jackson</b> begins his 13th season behind the Notre Dame bench. He has led the Irish to eight NCAA tournament appearances and three Frozen Fours.
<b>4</b>	The Irish have made four of the last five NCAA Tournaments, one of nine teams who can make that claim.
<b>2</b>	Two Notre Dame players were named to the 2017-18 College Hockey News Preseason All-CHN Teams (12 players total), including defenseman <b>Dennis Gilbert</b> (First Team) and <b>Jordan Gross</b> (Second Team).
<b>1</b>	The Fighting Irish are playing their first season as affiliate members of the Big Ten.

### WHAT'S INSIDE

1	Overview & Schedule
2-6	Notes
2	Quick Facts
3	Numerical Roster / Pronunciations
3	Current Irish In The NHL Draft
4	Geographic Breakdown
4	2017-18 Honors & Awards
5	Major/College Breakdown

### WHAT'S INSIDE

6	National Polls
7	Series History (Denver)
8-9	Head Coach Jeff Jackson
10	2017-18 Record When ...
11-12	The Last Time
13	Final 2016-17 Combined Stats
14-17	2017-18 Stats
18-31	Player Notes & Career Stats

### 2017-18 SCHEDULE

Date	ND Rk	Opp Rk	Opponent	Location	TV	Time/Score
Oct. 1	8/8	n/a	USNTDP (exh.)	Notre Dame, IN	--	W, 4-3
Oct. 6	8/8	--/--	Alabama Huntsville	Notre Dame, IN	NBCSC+	W, 5-3
Oct. 7	8/8	--/--	Alabama Huntsville	Notre Dame, IN	NBCSC+	W, 4-0.
Oct. 13	4/6	1/1	Denver	Notre Dame, IN	NBCSN	7:10 p.m.
Oct. 14	4/-6	1/1	Denver	Notre Dame, IN	NBCSN	6:10 p.m.
Oct. 19	--/--	--/--	Sacred Heart	Notre Dame, IN	NBCSC+	7:35 p.m.
Oct. 20	--/--	--/--	Sacred Heart	Notre Dame, IN	NBCSC+	7:35 p.m.
Oct. 26	--/--	--/--	Nebraska Omaha	Notre Dame, IN	NBCSC+	7:35 p.m.
Oct. 27	--/--	--/--	Nebraska Omaha	Notre Dame, IN	NBCSC+	7:35 p.m.
Nov. 3	--/--	--/--	at Ohio State	Columbus, OH	BTN	7:00 p.m.
Nov. 4	--/--	--/--	at Ohio State	Columbus, OH	--	4:00 p.m.
Nov. 10	--/--	--/--	Penn State	Notre Dame, IN	--	7:35 p.m.
Nov. 11	--/--	--/--	Penn State	Notre Dame, IN	NBCSN	7:05 p.m.
Nov. 17	--/--	--/--	at RPI	Troy, NY	--	7:00 p.m.
Nov. 18	--/--	--/--	at RPI	Troy NY	--	7:00 p.m.
Nov. 24	--/--	--/--	Minnesota	Notre Dame, IN	NBCSN	7:35 p.m.
Nov. 25	--/--	--/--	Minnesota	Notre Dame, IN	NBCSC+	7:05 p.m.
Dec. 1	--/--	--/--	at Michigan State	East Lansing, MI	--	TBA
Dec. 2	--/--	--/--	at Michigan State	East Lansing, MI	--	TBA
Dec. 8	--/--	--/--	at Wisconsin	Madison, WI	BTN	9:05 p.m.
Dec. 9	--/--	--/--	at Wisconsin	Madison, WI	FSW+	8:05 p.m.
Jan. 5	--/--	--/--	at Michigan	Ann Arbor, MI	BTN	6:30 p.m.
Jan. 7	--/--	--/--	Michigan	Notre Dame, IN	NBCSN	3:05 p.m.
Jan. 19	--/--	--/--	Wisconsin	Notre Dame, IN	--	7:35 p.m.
Jan. 21	--/--	--/--	Wisconsin	TBA	NBCSN	3:05 p.m.
Jan. 26	--/--	--/--	at Minnesota	Minneapolis, MN	ESPN2	8:00 p.m.
Jan. 27	--/--	--/--	at Minnesota	Minneapolis, MN	FSN+	8:00 p.m.
Feb. 2	--/--	--/--	at Penn State	State College, PA	BTN	6:30 p.m.
Feb. 3.	--/--	--/--	at Penn State	State College, PA	--	4:00 p.m.
Feb. 9	--/--	--/--	Ohio State	Notre Dame, IN	NBCSN	7:35 p.m.
Feb. 10	--/--	--/--	Ohio State	Notre Dame, IN	--	7:05 p.m.
Feb. 16	--/--	--/--	Michigan	Notre Dame, IN	--	7:35 p.m.
Feb. 18	--/--	--/--	at Michigan	Ann Arbor, MI	BTN	5:30 p.m.
Feb. 23	--/--	--/--	Michigan State	Notre Dame, IN	--	7:35 p.m.
Feb. 24	--/--	--/--	Michigan State	Notre Dame, IN	--	7:05 p.m.

Rankings: USCHO.com/USA Today/USA HM; ranking listed at time of game

All times Eastern

TV: NBC Sports Network [NBCSN] | Big Ten Network [BTN] | NBC Sports Chicago Plus [NBCSC+] | Fox Sports Wisconsin Plus [FSW+] | Fox Sport Northwest Plus [FSN+]

**UNIVERSITY INFORMATION**

School	University of Notre Dame
Location	Notre Dame, IN 46556
Founded	1842
Enrollment	8,530 (undergraduate), 12,393 (total)
Nickname	Fighting Irish
Colors	Gold and Blue
Affiliation	NCAA Division I
Conference	Big Ten (B1G)
President	Rev. John I. Jenkins
Provost	Thomas Burish
NCAA Faculty Representative	Patricia Bellia (Harvard '91)
Athletics Director	Jack Swarbrick (Notre Dame '76)
Sr. Assoc. Athletic Director/Sport Admin.	Tom Nevala (Notre Dame '90)
Ticket Office Phone	(574) 631-7356
Home Ice (capacity)	Compton Family Ice Arena (5,022) Charles "Lefty" Smith Rink
Ice Surface	200 x 90

**HOCKEY STAFF INFORMATION**

Head Coach	Jeff Jackson (Michigan State '78)
Record at Notre Dame	270-167-52 (13th season)
Record Overall	452-219-77 (19th season)
Big Ten Record	0-0-0
Associate Head Coach	Paul Pooley (Ohio State '84)
Associate Head Coach	Andy Slaggert (Notre Dame '89)
Volunteer Assistant Coach	Zack Cisek (Michigan State '15)
Coordinator of Hockey Operations	Nick Seirgiej (Wisconsin-River Falls '06)
Athletic Trainer	Kevin Ricks
Equipment Specialist	Ron Grove
Strength and Conditioning Coach	Tony Rolinski
Senior Managers	Emily Hession & Jenna Sobczyk
Administrative Assistant	Sue Halasz
Hockey Office Phone	(574) 631-3630

**TEAM INFORMATION**

2016-17 Overall Record	23-12-5
2016-17 Hockey East Record/Finish	12-6-4 (4th)
2016-17 Post Season	Hockey East Quarterfinals NCAA Frozen Four
Letter Winners Returning	21 (12 forwards, 8 defensemen, 1 goaltender)
Letter Winners Lost	5 (2 forwards, 1 defenseman, 2 goaltenders)
Newcomers	7 (4 forwards, 1 defenseman, 2 goaltenders)
2017-18 Captain	Jake Evans
2017-18 Alternate Captains	Luke Ripley, Andrew Oglevie, Jordan Gross
NCAA Appearances	Nine (Last: 2017)
NCAA Frozen Four Appearances	Three (2008, 2011, 2017)
All-Americans	13 players/14 times (Last: Anders Bjork in 2017)
Academic All-Americans	Nine (Last: Peter Schneider in 2015)

**FOR STARTERS**

- The Irish are coming off a season-opening series sweep of Alabama Huntsville by scores of 5-3 and 4-0, while defending NCAA Champion Denver will open its season this weekend at Notre Dame.
- Last season after Notre Dame defeated No. 1 seed Minnesota and No. 2 seed UMass Lowell at the Northeast Regional to advance to the 2017 Frozen Four in Chicago, Denver downed the Irish 6-1 in the national semifinals.
- In the sweep over Huntsville, sophomore Cale Morris made his first career start in game one (25 saves), while freshman Dylan St. Cyr posted a shutout in his first career start in game two (34 saves).
- St. Cyr became the first Irish goaltender to record a shutout in his first career start since Mike Johnson blanked Providence 2-0 on Oct. 16, 2009 at the Joyce Center (29 saves).
- Seven players combined to score Notre Dame's nine goals in the series, while 12 players registered at least one point including freshman defenseman Matt Hellickson (2 assists) as well as freshmen forwards Colin Theisen (1 goal, 1 assist), Matt Steeves (1 goal) and Max Eisenmenger (1 assist).
- The series against Denver will mark the first games at the Compton Family Ice Arena between a pair of top-10 teams since then ninth-ranked Notre Dame split with No. 5/6 UMass Lowell on Nov. 17-18, 2016.

**THE SERIES** (COMPLETE SERIES HISTORY ON PAGE 7)

- Notre Dame and Denver will meet for the third consecutive season.
- Last year, Denver defeated Notre Dame 6-1 at the Frozen Four in the national semifinals (United Center/Chicago) en route to the 2017 NCAA Championship.
- During the 2015-16 season, the teams played to a pair of overtime ties (scores of 1-1 and 2-2) at Denver on Jan. 1-2, 2016.
- The teams were conference foes in the WCHA from 1971-81.
- This weekend's series will mark the first trip to the Compton Family Ice Arena by the Pioneers as the previous meetings took place in the Joyce Center.
- Denver head coach Jim Montgomery's first college coaching job was as Jeff Jackson's volunteer assistant coach in 2005-06 (Jackson's first season with the Irish).
- Jackson's Lake Superior State teams won NCAA titles in 1992 and 1994 but they were denied in the 1993 title game when Montgomery scored a hat trick to lead Maine past the Lakers.

**MEDIA INFORMATION**

Interim Director of Athletics Communications (Hockey Contact)	Dan Colleran
Office Phone   Cell Phone	574-631-7519   574-339-9810
Email	dcollera@nd.edu
Compton Family Ice Arena Press Box Phone	574-631-4899
Mailing Address	University of Notre Dame 100 Compton Family Ice Arena Notre Dame, IN 44629
Media Availability	Coach Jackson and requested players are generally available once per week and then after a post-game cooling off period. Please contact Dan Colleran with requests or to be added to the email distribution list regarding availability.
Credentials	Please email Dan Colleran with any credential requests at least five days prior to a game. Media will call (at the front entrance) opens one hour before puck drop.
Parking	Parking for games at the Compton Family Ice Arena is on a first come, first served basis but media are encouraged to park at nearby Innovation Park.

No.	Name	Pos.	Ht.	Wt.	Cl.	Hometown/Last Team
1	Dylan St. Cyr	G	5-9	170	Fr.	Northville, MI/USNTDP
2	Tony Bretzman	D	5-11	175	Sr.	Mendota Heights, MN/Langley (BCHL)
3	Jordan Gross	D	5-10	186	Sr.	Maple Grove, MN/Green Bay (USHL)
4	Dennis Gilbert	D	6-2	220	Jr.	Buffalo, NY/Chicago Steel (USHL)
5	Matt Hellickson	D	6-1	182	Fr.	Rogers, MN/Sioux City (USHL)
6	Tory Dello	D	6-0	190	So.	Crystal Lake, IL/Tri-City (USHL)
8	Matt Steeves	F	6-1	201	Fr.	Bedford, NH/Muskegon (USHL)
9	Dawson Cook	F	6-2	213	Sr.	Cadillac, MI/Green Bay (USHL)
11	Cal Burke	F	5-10	184	So.	Boxborough, MA/Cedar Rapids (USHL)
12	Felix Holmberg	F	5-10	175	So.	Stockholm, SWE/AIK J20
13	Colin Thiesen	F	6-0	192	Fr.	Monroe, MI/Dubuque Fighting (USHL)
14	Max Eisenmenger	F	6-4	196	Fr.	Münster, GER/ Djurgårdens IF J20
15	Andrew Oglevie	F	5-10	181	Jr.	Fullerton, CA/Cedar Rapids (USHL)
17	Pierce Crawford	F	5-10	188	Fr.	Park Ridge, IL/Youngstown (USHL)
18	Jake Evans	F	6-0	191	Sr.	Toronto, ONT/St. Michael's (USHL)
19	Mike O'Leary	F	6-1	195	So.	Halifax, NS/Dubuque (USHL)
20	Justin Wade	D	6-1	220	Sr.	Aurora, IL/Cedar Rapids (USHL)
21	Joe Wegwerth	F	6-3	230	Jr.	Brewster, NY/Cedar Rapids (USHL)
22	Andrew Peeke	D	6-2	200	So.	Parkland, FL/Green Bay (USHL)
23	Luke Novak	F	6-0	182	So.	Waukesha, WI/New Jersey (USPHL)
24	Luke Ripley	D	6-5	207	Sr.	Kitimat, BC/Powell River (BCHL)
25	Dylan Malmquist	F	5-11	185	Jr.	Edina, MN/Edina HS
26	Cam Morrison	F	6-3	212	So.	Aurora, ONT/Youngstown (USHL)
27	Bobby Nardella	D	5-9	175	Jr.	Rosemont, IL/Tri-City (USHL)
28	Jack Jenkins	F	5-11	192	Jr.	Lake Bluff, IL/Fargo (USHL)
29	Bo Brauer	F	6-3	210	Sr.	Edina, MN/Nanaimo Clippers (BCHL)
32	Cale Morris	G	6-1	190	So.	Larkspur, CO/Waterloo (USHL)
33	Nick Sanford	G	6-1	180	Fr.	Morristown, NJ/Boston (USPHL)
13	Colin Thiesen	Ty-sin				
14	Max Eisenmenger	EYES-zen-men-ger				
25	Dylan Malmquist	Mallmm-quist				
32	Cale Morris	Kale (rhymes with male)				

**COACHING STAFF**

Head Coach	Jeff Jackson (Michigan State '78)
Associate Head Coach	Paul Pooley (Ohio State '84)
Associate Head Coach	Andy Slaggert (Notre Dame '89)
Volunteer Assistant Coach	Zack Cisek (Michigan State '15)
Coordinator of Hockey Operations	Nick Seirgiej (Wisconsin-River Falls '06)
Athletic Trainer	Kevin Ricks
Equipment Specialist	Ron Grove
Strength and Conditioning Coach	Tony Rolinski

**DENVER AT A GLANCE**

- Top-ranked and defending NCAA Champion Denver will open its 2017-18 season this weekend against the Irish.
- The Pioneers played a home exhibition game against Lethbridge on Oct. 1 and won 3-1 with Tyson McLellan, Liam Finlay and Troy Terry finding the back of the net.
- Denver won the program's eighth National Championship in 2016-17, finishing with a 33-7-4 regular season record.
- The Pioneers also finished 2016-17 with the eighth-most goals per game (3.45) and fewest goals against per game (1.82) in the NCAA.
- Denver returns 15 players (8 Forwards, 6 Defensemen, 1 Goalie) from the 2016-2017 season, including four of its top five scorers.
- Sophomore forward Henrik Borgström, junior forward Dylan Gambrell, senior goal-tender Tanner Jaillet and junior forward Troy Terry were each named to the preseason All-NCHC Team.

**EVANS AND GROSS EARN BIG HONORS**

- Following a weekend sweep of Alabama Huntsville, seniors Jake Evans (Second Star) and Jordan Gross (Third Star) earned weekly Big Ten honors (Oct. 10).
- Evans totaled two goals and three assists for a five-point weekend against the Chargers.
- In the 5-3 game one win, he scored the third period game winner and also added an empty net shorthanded tally to seal the victory.
- In the 4-0 game two win, Evans - a 2014 Montreal draft pick - had a pair of assists and now has 24 multi-point games in an Irish uniform.
- Gross had a four-point weekend against Alabama Huntsville, including three assists in game one of the series and a goal in game two.

**OGLEVIE'S BUZZER BEATERS**

- Junior forward Andrew Oglevie scored a pair of buzzer beating goals in Notre Dame's 4-0 win over Alabama Huntsville (Oct. 7).
- Both of Oglevie's goals were scored with under 1.0 second remaining in the first and second periods, respectively.

**CURRENT IRISH IN THE NHL DRAFT**

	Jake Evans	2014	Seventh Round	207th Overall	Montreal Canadiens	
	Joe Wegwerth	2014	Fourth Round	92th Overall	Florida Panthers	
	Dennis Gilbert	2015	Third Round	91st Overall	Chicago Blackhawks	
	Cam Morrison	2016	Second Round	40th Overall	Colorado Avalanche	
	Andrew Peeke	2016	Second Round	34th Overall	Columbus Blue Jackets	
	Matt Hellickson	2017	Seventh Round	214th Overall	New Jersey Devils	

**WHERE THEY'RE FROM**

California (1)
Andrew Oglevie ..... Fullerton, California
Colorado (1)
Cale Morris ..... Larkspur, Colorado
Florida (1)
Andrew Peeke ..... Parkland, Florida
Illinois (5)
Tory Dello ..... Crystal Lake, Illinois
Bobby Nardella ..... Rosemont, Illinois
Jack Jenkins ..... Lake Bluff, Illinois
Pierce Crawford ..... Park Ridge, Illinois
Justin Wade ..... Aurora, Illinois
Massachusetts (1)
Cal Burke ..... Boxborough, Massachusetts
Michigan (3)
Dawson Cook ..... Cadillac, Michigan
Dylan St. Cyr ..... Northville, Michigan
Colin Theisen ..... Monroe, Michigan
Minnesota (5)
Tony Bretzman ..... Mendota Heights, Minnesota
Jordan Gross ..... Maple Grove, Minnesota
Dylan Malmquist ..... Edina, Minnesota
Bo Brauer ..... Edina, Minnesota
Matt Hellickson ..... Rogers, Minnesota
New Hampshire (1)
Matt Steeves ..... Bedford, New Hampshire
New Jersey (1)
Nick Sanford ..... Morristown, New Jersey
New York (2)
Dennis Gilbert ..... Williamsville, New York
Joe Wegwerth ..... Brewster, New York
Wisconsin (1)
Luke Novak ..... Waukesha, Wisconsin
Canada (4)
Jake Evans ..... Toronto, Ontario
Cam Morrison ..... Aurora, Ontario
Mike O'Leary ..... Halifax, Nova Scotia
Luke Ripley ..... Kitimat, British Columbia
Sweden (1)
Felix Holmberg ..... Stockholm, Sweden
Germany (1)
Max Eisenmenger ..... Münster, Germany

**APPROACHING 100**

- Seniors Jake Evans (30-67-97) and Jordan Gross (27-68-95) are each approaching the 100-career points plateau.
- The last Fighting Irish player to notch at least 100-career points was Anders Bjork, who hit the century mark during his junior season (2016-17).
- Bjork was the 51st player in program history to reach 100-career points.
- The last defenseman to reach the century mark was Bob Thebeau in 1985-86.
- **Career Points by a Notre Dame Defenseman**
  1. John Schmidt (1978-82), 28-95-123
  2. Jeff Brownschilde (1977-81), 29-92-122
  3. Jack Brownschilde (1973-77), 31-78-109
  4. Bob Thebeau (1982-86), 40-63-103
  5. Paul Clarke (1973-77), 38-62-100
  6. Bill Green (1969-73), 30-66-96
  6. Kevin Markovitz (1986-90), 24-72-96
  - 8. Jordan Gross (2014- ), 27-68-95**
  8. Robbie Russo (2011-15), 28-66-94

**UP NEXT FOR THE IRISH**

- Next weekend, the Irish continue their eight-game home stand to open the 2017-18 season with a series versus Sacred Heart (Oct. 19-20).
- Puck drop is scheduled for 7:35 p.m. for both Thursday and Friday's games.

**LEADERSHIP QUARTET**

- Senior Jake Evans will serve as the team captain in 2017-18, while seniors Jordan Gross and Luke Ripley, as well as junior Andrew Oglevie will serve as alternate captains for the year.
- Evans and Ripley were alternate captains in 2016-17.
- Evans becomes the 13th Canadian born captain of the Irish and the first since two-year captain Steve Noble (1996-98).

**MORRISON CLOSSES STRONG**

- Current sophomore forward Cam Morrison finished his freshman season with 12 goals and 12 assists for 24 points in 40 games.
- Nine of those 24 points (5-4-9) came over the final nine games of last season, a stretch that included six playoff games.
- Morrison then opened 2017-18 with an assist in the 5-3 win over Alabama Huntsville (Oct. 6).

**YEAR ONE IN THE B1G**

- Notre Dame embarks on its first season as an affiliate member of the Big Ten Conference in 2017-18.
- Coach Jackson will oversee the Fighting Irish in a third conference, having spent his first eight seasons with the Irish in the CCHA and the previous four seasons in Hockey East.

**2017-18 HONORS & AWARDS**

Player	Year	Pos.	Awards
Jake Evans	Sr.	F	<ul style="list-style-type: none"> <li>• Big Ten Second Star of the Week (Oct. 10)</li> <li>• 2017-18 Big Ten Preseason Watch List (Sept. 18)</li> </ul>
Dennis Gilbert	Jr.	D	<ul style="list-style-type: none"> <li>• 2017-18 Preseason All-CHN First Team (Sept. 20)</li> </ul>
Jordan Gross	Jr.	D	<ul style="list-style-type: none"> <li>• Big Ten Third Star of the Week (Oct. 10)</li> <li>• 2017-18 Big Ten Preseason Watch List (Sept. 18)</li> <li>• 2017-18 Preseason All-CHN Second Team (Sept. 20)</li> </ul>

## 2017-18 ROSTER BY SCHOOL AND/OR MAJOR

Marketing (Mendoza College of Business)
Bo Brauer (Sr.)
Dawson Cook (Sr.)
Finance (Mendoza College of Business)
Tony Bretzman (Sr.)
Luke Ripley (Sr.)
Jack Jenkins (Jr.)
Dylan Malmquist (Jr.)
Management Consulting (Mendoza College of Business)
Jake Evans (Sr.)
Jordan Gross (Sr.)
IT Management (Mendoza College of Business)
Justin Wade (Sr.)
Political Science (College of Arts and Letters)
Dennis Gilbert (Jr.)
Bobby Nardella (Jr.)
Andrew Oglevie (Jr.)
Joe Wegwerth (Jr.)
College of Arts and Letters
Tory Dello
Mendoza College of Business
Cal Burke (So.)
Felix Holmberg (So.)
Cale Morris (So.)
Cam Morrison (So.)
Luke Novak (So.)
Michael O'Leary (So.)
Andrew Peeke (So.)
First Year of Studies
Pierce Crawford (Fr.)
Max Eisenmenger (Fr.)
Matt Hellickson (Fr.)
Dylan St. Cyr (Fr.)
Nick Sanford (Fr.)
Matt Steeves (Fr.)
Colin Theisen (Fr.)

- Big Ten hockey features seven teams this season and each team will play 24 conference games.
- For all conference games as well as home non-conference games, the Irish will follow BIG protocol and if the game remains tied after a five minute overtime, there will be a shootout (three players per team).
- The 2018 Big Ten Tournament will feature a three-weekend format with all games taking place on the campus of the higher-seeded teams.
- The tournament will open March 2-4 with three best-of-three quarterfinal series, as the second-, third- and fourth-seeded teams will each host a series.
- The top-seeded team will have a bye to the single-elimination semifinals, which are scheduled for Saturday, March 10.
- The highest-seeded team remaining after the semifinals will host a championship game scheduled for Saturday, March 17.

### TELEVISION

- Notre Dame will once again be one of college hockey's most televised teams in 2017-18.
- The NBC Sports Group will televise and/or stream 19 Notre Dame regular-season home games, including NBCSN games against Denver (Oct. 13-14), Penn State (Nov. 11), Minnesota (Nov. 24), Michigan (Jan. 7), Wisconsin (Jan. 21) and Ohio State (Feb. 9).
- It marks the fifth consecutive season of NBC Sports coverage for the Irish.
- Additionally, NBC Sports Chicago Plus will also pick up Notre Dame home games against Alabama Huntsville (Oct. 6-7), Sacred Heart (Oct. 19-20), Nebraska Omaha (Oct. 26-27), Penn State and Minnesota (Nov. 25).
- Seven Notre Dame road games will be televised this season, including Notre Dame's first Big Ten conference game at Ohio State on Friday, Nov. 3 (BTN).
- The Big Ten Network will also televise Notre Dame games at Wisconsin (Dec. 8), at Michigan (Jan. 5) and at Penn State (Feb. 2).
- ESPN2 will carry the road game at Minnesota on Friday, Jan. 26.
- Additionally, Fox Sports Wisconsin Plus (at Wisconsin on Dec. 9) and Fox Sports North Plus (at Minnesota on Jan. 27) will also televise Fighting Irish road games.

### BIG TEN PRESEASON COACHES POLL

1. Minnesota
- 2. Notre Dame**
3. Wisconsin
4. Penn State
5. Ohio State
6. Michigan
7. Michigan State

### 2017 FROZEN FOUR RUN

- Notre Dame concluded the 2016-17 season with an appearance in the Frozen Four at the United Center in Chicago (The University of Notre Dame also served as the host institution).
- It marked Notre Dame's third ever Frozen Four appearance as well as the third in a 10-year span (Boston College and North Dakota were the only other teams to make at least three Frozen Fours in that 10-year span).
- The Irish overcame deficits against both No. 1 seed Minnesota and No. 2 seed UMass Lowell to post back-to-back 3-2 victories at the Northeast Regional in Manchester, New Hampshire.
- In the combined 12 regional semifinal and regional games in the NCAA Tournament last season, Notre Dame was the only team to trail in the second period or later and post a win - and the Irish did it twice.
- After trailing in the third period of the regional semifinal against UMass Lowell, the

### USCHO.com Division I Men's Poll (October 9, 2017)

Rk. Team (1st-place votes)	Record	Points	Last Week
1. Denver (45)	0-0-0	995	1
2. Boston University (5)	2-0-0	947	2
3. Harvard	0-0-0	849	4
<b>4. Notre Dame</b>	<b>2-0-0</b>	<b>743</b>	<b>8</b>
5. Minnesota Duluth	1-1-0	726	6
6. St. Cloud State	1-0-0	723	9
7. Minnesota	1-1-0	708	3
8. North Dakota	1-0-1	678	7
9. Providence	2-0-0	670	11
10. Wisconsin	2-1-0	424	12
11. Penn State	1-1-0	410	10
12. UMass Lowell	0-2-0	365	5
13. Boston College	0-0-1	346	13
14. Northeastern	2-0-0	291	20
15. Clarkson	2-0-0	267	NR
15. Michigan Tech	2-1-0	267	NR
17. Quinnipiac	0-1-1	257	14
18. Cornell	0-0-0	226	15
19. Air Force	1-0-1	161	17
20. New Hampshire	2-0-0	134	N

**Others receiving votes:** Ohio State 132, Minnesota State 61, Western Michigan 36, Colgate 24, Michigan 16, Union 14, Bemidji State 12, Vermont 6, Omaha 5, Army 4, Miami 2, Brown 1.

### USA Today/USA Hockey Magazine Poll (October 9, 2017)

Rk. Team	Points (1st-place votes)	Last Week	Record
1. University of Denver	510 (34)	1	0-0-0
2. Boston University	467	2	2-0-0
3. Harvard University	n/a	4	0-0-0
4. St. Cloud State University	53	6	1-0-0
5. Providence College	338	6	2-0-0
<b>6. University of Notre Dame</b>	<b>316</b>	<b>8</b>	<b>2-0-0</b>
7. University of Minnesota	312	3	1-1-0
8. University of North Dakota	246	7	1-0-1
9. University of Minnesota Duluth	233	12	1-1-0
10. University of Wisconsin	172	10	2-1-0
11. Penn State University	126	11	1-1-0
12. UMass Lowell	99	9	0-2-0
13. Michigan Tech University	98	-	2-1-0
14. Northeastern University	93	13	2-0-0
15. Clarkson University	77	-	2-0-0

**Others Receiving Votes:** Boston College 71; Quinnipiac University, 64; Cornell University, 46; Ohio State University, 39; University of New Hampshire, 28; United States Air Force Academy, 16; Army West Point, 1; Colgate University 1, Miami University, 1.

### Notre Dame in the Polls

Date	USCHO.com	USAToday
September 25 (Preseason)	8	8
October 2	n/a	8
October 9	4	6
October 16		

- Irish tied the game late in the third when Cam Morrison scored on a feed from Anders Bjork.
- Andrew Oglevie then scored the dramatic game winner just 2:44 into the overtime period.
  - The win over UMass Lowell was Notre Dame's first overtime win since defeating Miami 3-2 on December 28, 2014, in the first round of the Florida College Hockey Classic in Estero, Florida.
  - Notre Dame headed into the NCAA Tournament as a No. 4 seed and the Irish were the only team not seeded No. 1 to make it to Chicago.
  - Cam Morrison scored the lone goal for the Irish in the Frozen Four contest, with assists from Jordan Gross and Jake Evans.

### IRISH IN THE NHL

- Seven former Notre Dame players made 2017 NHL opening night rosters including, back-to-back defending Stanley Cup Champions Ian Cole and Bryan Rust (Pittsburgh), Anders Bjork (Boston), Stephen Johns (Dallas), Anders Lee (New York Islanders), Kyle Palmieri (New Jersey) and Riley Sheahan (Detroit).
- Bjork, who has skated with Boston's first and second lines, became the 17th former Irish player under Jeff Jackson to reach the NHL and the program's 31st overall when Boston opened the season with a home win against Nashville on Oct. 5 (Bjork had an assist in that win).
- During the 2016-17 season, a program-record 10 former Notre Dame hockey players played in the NHL (nine was the previous high in 2011-12).
- The 2016-17 included several stretches where eight former Irish players were in the league at the same time, marking the first time in program history eight former players were on active NHL rosters at the same time.
- Prior to Bjork, Robbie Russo (Detroit) and T.J. Tynan (Columbus) were the most recent former Irish players to make their NHL debuts when they both did so on March 7, 2017.
- Also last season, Rust became the third former Irish player to record an NHL hat trick, joining Palmieri (1) and Dave Poulin (5).
- With Pittsburgh defeating Nashville to win the 2017 Stanley Cup, Rust and Cole became the third and fourth former Irish players to win back-to-back Stanley Cup Championships, joining Bill Nyrop (Montreal '76-'77-'78) and Don Jackson (Edmonton '84-'85).
- Also in 2016-17, Lee totaled 34 goals to set the record by a former Irish player for NHL goals in a season.

### NOTRE DAME IN THE 2017 NHL DRAFT

- Freshman defenseman Matt Hellickson was chosen in the seventh round (214th overall) by the New Jersey Devils in the June 2017 NHL Draft hosted (United Center).
- Future Irish defenseman and NLI signee Nicky Leivermann was also selected in the seventh round (187th overall) of the 2017 Draft by the Colorado Avalanche.
- Leivermann and Hellickson became the 80th and 81st Irish players selected in the NHL Draft.

### FRESHMAN CLASS (7)

- Defenseman Matt Hellickson, forwards Pierce Crawford, Max Eisenmenger, Matt Steeves and Colin Theisen, as well as goaltenders Nick Sanford and Dylan St. Cyr comprise the seven member freshman class.

## DENVER

Series: Denver leads 35-10-5 (50 games)  
 At Notre Dame: Denver leads 14-8-1  
 At Denver: Denver leads 19-2-3  
 At Neutral Sites: Denver leads 2-0-1  
 Overtime Wins: Denver 2, ND 1  
 One-Goal Wins: Denver 11, ND 3  
 Last Meeting: April 6, 2017 (Denver 6-1)  
 Current Streak: Denver 1 win

### ALL-TIME SERIES RECORD

Year	Host	Site	Arena	Win	Loss	Tie	Result
1970-71	Denver	Denver, Colo.	University of Denver Arena		L		3-6
	Denver	Denver, Colo.	University of Denver Arena		L		2-4
	Notre Dame	Notre Dame, Ind.	Joyce Center		L		3-4
	Notre Dame	Notre Dame, Ind.	Joyce Center	W			4-2
1971-72	Denver	Denver, Colo.	University of Denver Arena		L (OT)		2-3
	Denver	Denver, Colo.	University of Denver Arena		L		3-4
	Notre Dame	Notre Dame, Ind.	Joyce Center		L		2-7
	Notre Dame	Notre Dame, Ind.	Joyce Center		L		3-4
1972-73	Denver	Denver, Colo.	University of Denver Arena		L		1-5
	Denver	Denver, Colo.	University of Denver Arena		L		1-3
		Chicago, Ill.	Chicago Stadium		L		2-5
	Notre Dame	Notre Dame, Ind.	Joyce Center	W			8-6
1973-74	Notre Dame	Notre Dame, Ind.	Joyce Center		L		4-6
	Notre Dame	Notre Dame, Ind.	Joyce Center	W (OT)			4-3
	Denver	Denver, Colo.	University of Denver Arena		L (OT)		5-6
	Denver	Denver, Colo.	University of Denver Arena		L		2-4
1974-75	Notre Dame	Notre Dame, Ind.	Joyce Center	W			5-3
	Notre Dame	Notre Dame, Ind.	Joyce Center		L		4-7
	Denver	Denver, Colo.	University of Denver Arena		L		3-5
	Denver	Denver, Colo.	University of Denver Arena	W			4-0
1975-76	Notre Dame	Notre Dame, Ind.	Joyce Center	W			5-2
	Notre Dame	Notre Dame, Ind.	Joyce Center		L		4-7
	Denver	Denver, Colo.	University of Denver Arena		L		2-3
	Denver	Denver, Colo.	University of Denver Arena	W			4-2
1976-77	Denver	Denver, Colo.	University of Denver Arena		L		3-6
	Denver	Denver, Colo.	University of Denver Arena		L		3-4
	Notre Dame	Notre Dame, Ind.	Joyce Center			T (OT)	4-4
	Notre Dame	Notre Dame, Ind.	Joyce Center		L		2-3
1977-78	Denver	Denver, Colo.	University of Denver Arena		L		4-8
	Denver	Denver, Colo.	University of Denver Arena		L		2-8
	Notre Dame	Notre Dame, Ind.	Joyce Center	W			5-3
	Notre Dame	Notre Dame, Ind.	Joyce Center		L		3-5
	Denver	Denver, Colo.	University of Denver Arena			T	6-6
	Denver	Denver, Colo.	University of Denver Arena		L		1-7
1978-79	Notre Dame	Notre Dame, Ind.	Joyce Center	W			6-4
	Notre Dame	Notre Dame, Ind.	Joyce Center		L		3-4
	Denver	Denver, Colo.	University of Denver Arena		L		5-6
	Denver	Denver, Colo.	University of Denver Arena		L		4-7
1979-80	Notre Dame	Notre Dame, Ind.	Joyce Center		L		4-6
	Notre Dame	Notre Dame, Ind.	Joyce Center		L		3-5
1980-81	Notre Dame	Notre Dame, Ind.	Joyce Center		L		5-6
	Notre Dame	Notre Dame, Ind.	Joyce Center		L		4-9
1982-83	Denver	Denver, Colo.	University of Denver Arena		L		1-6
1999-00	Denver	Denver, Colo.	N/A			T (OT)	3-3
2005-06	Denver	Denver, Colo.	Magness Arena		L		3-6
2007-08	Notre Dame	Notre Dame, Ind.	Joyce Center	W			4-3
	Notre Dame	Notre Dame, Ind.	Joyce Center		L		1-3
2015-16	Denver	Denver, Colo.	Magness Arena			T (OT)	1-1
	Denver	Denver, Colo.	Magness Arena			T (OT)	2-2
2016-17		Chicago, Ill.	United Center		L		1-6

### SERIES SCORING

	Total	Avg.
Notre Dame	160	3.2
Denver	229	4.58

### SERIES RECORDS

ND Most Goals (Game): 8, in 1972 (ND 8-6)  
 Denver Most Goals (Game): 9, in 1981 (Denver 9-4)  
 High-Scoring Game: 14, in 1972 (ND 8-6)  
 Low-Scoring Game: 2, in 2016 (Tie 1-1)  
 Longest ND Win Streak: 2 games (1975)  
 Longest Denver Win Streak: 8 games (1978-92)  
 Shutouts By: ND 1

**HEAD COACH**  
**JEFF JACKSON**



- The 2017-18 hockey season marks University of Notre Dame hockey coach Jeff Jackson's 13th season behind the Irish bench. The highly regarded Jackson now has over 30 years of coaching experience.
- Notre Dame's Jeff Jackson era began in 2005 when the University searched for a man who could move the program among the elite hockey schools in the country.
- During his now 13-year run, Notre Dame has become one of the nation's top teams, winning the Central Collegiate Hockey Association's (CCHA) regular-season title twice (2006-07 and 2008-09) while earning three Mason Cup championships ('07, '09 and the final one in 2013)
- Since his arrival at Notre Dame, the Irish skaters have accumulated an overall record of 268-167-52, including eight trips to the NCAA Tournament (2006-09, 2010-11, 2012-14 and 2016-17), three Frozen Four appearances (2008, 2011 and 2017) and one national championship berth (2008).
- The 2017-18 season begins Notre Dame's hockey tenure in the Big Ten Conference. Since the introduction of hockey to the Big Ten, Jackson's Irish hold a 4-7-1 record against members of the conference.
- Between 2006-09, the Irish turned in win totals of 32, 27 and 31 for three consecutive seasons of 25 or more wins and three consecutive NCAA tournament appearances, a first in program history.
- Jackson's success on the ice also has had a major impact off the ice for the Irish. With the wins came a commitment from the University that led to the new home of Irish hockey - The Compton Family Ice Arena - one of the finest college hockey facilities in the nation. The new venue opened on Oct. 21, 2011.
- The Irish have seen 34 players selected in the National Hockey League Entry Draft during Jackson's tenure, including three first round selections. Since his arrival on campus, Notre Dame has also seen 21 products from USA Hockey's National Team Development Program reach the Irish ranks.
- Jackson has coached six Irish players to All-America honors - Anders Bjork (2017) Robbie Russo (2015), Anders Lee (2013), Ian Cole (2009), Erik Condra (2009) and David Brown (2007).
- In addition, 16 of his players have gone on to play in the NHL, including most recently Robbie Russo (Detroit) and T.J. Tynan (Columbus), who each made their NHL debuts on March 7, 2017.
- Jackson's Notre Dame teams have played with poise, discipline, team speed and have also featured strong goaltending and excellent special teams play.
- Having led the Lake Superior State Lakers to an NCAA Division I title in 1992 and 1994, Jackson became the first coach to have won the championship prior to joining Notre Dame's hockey staff.
- As a head coach, Jackson has led teams to 14 NCAA Tournament appearances and seven conference championships (1991-93, '95, '07, '09 and '13).

THE JEFF JACKSON FILE   COLLEGIATE HEAD COACHING					
19th year as NCAA Div. I Head Coach					
Alma Mater: Michigan State ('78, '79)					
School	Seasons	Record			Pct.
Lake Superior State	6	182	52	25	.751
Notre Dame	13	270	167	52	.
<b>TOTALS</b>	<b>19</b>	<b>452</b>	<b>21-9</b>	<b>77</b>	

THE JEFF JACKSON FILE   ADDITIONAL HEAD COACHING					
Team	Seasons	Record			
USNTDP (USHL)	3	N/A	N/A	N/A	N/A
Guelph (OHL)	2	71	46	16	3

HONORS AND ACCOLADES	
Year	Award
1990-91	CCHA Coach of the Year
2006-07	CCHA Coach of the Year
2006-07	Spencer Penrose Award
2010-11	CCHA Coach of the Year

JACKSON AND THE FROZEN FOUR	
Year	Team
1992	Lake Superior State (NCAA Champion)
1993	Lake Superior State (NCAA Runner-Up)
1994	Lake Superior State (NCAA Champion)
2008	University of Notre Dame (NCAA Runner-Up)
2011	University of Notre Dame (NCAA Semifinalist)
2017	University of Notre Dame (NCAA Semifinalist)

- A 1978 graduate of Michigan State University with a degree in communications, Jackson followed with an education degree from Michigan State in 1979.
- In May 2003, Inside College Hockey ranked Jackson 12th on its list of the 16 greatest college coaches of all-time with only five of the 16 still active.
- He made his NHL debut as an assistant coach with the New York Islanders during the 2003 season in which they earned a spot in the 2004 Stanley Cup playoffs. The following season all games were canceled due to the unresolved 2004-05 NHL lockout, and at the end of the year Jackson left the Islanders to join the Fighting Irish as head coach for the 2005-06 season.
- Jackson is a member of the USA Hockey Coaches Achievement Program, the American Hockey Coaches Association and the National Hockey League Coaches Association.



**JEFF JACKSON RECORDS VS. DIVISION I TEAMS**

Team	W	L	T	%
Air Force	1	0	0	1.00
Alabama Huntsville	8	1	0	0.889
Alaska	21	8	1	0.696
Alaska Anchorage	1	0	0	1.00
Arizona State	2	0	0	1.00
Army	1	0	0	1.00
Bemidji State	0	1	0	0.00
Boston College	10	8	0	0.555
Boston University	10	5	1	0.656
Bowling Green	43	9	4	0.804
Brown	0	1	0	0.00
Canisius	1	0	0	1.00
Clarkson	2	3	0	0.40
Colgate	1	0	0	1.00
Colorado College	0	1	0	0.00
Connecticut	4	1	1	0.750
Cornell	2	1	0	0.667
Denver	1	4	2	0.286
Ferris State	29	11	4	0.705
Harvard	1	1	0	0.50
Holy Cross	2	0	0	1.00
Illinois-Chicago	24	2	0	0.923
Kent State	7	0	1	0.938
Lake Superior State	20	4	4	0.786
Laurentian	2	0	0	1.00
Maine	9	4	1	0.679
Massachusetts	8	4	0	0.667
Massachusetts Lowell	4	9	2	0.333
Mercyhurst	1	0	0	1
Merrimack	6	2	1	0.722
Miami	20	16	10	0.694
Michigan	27	26	8	0.508
Michigan State	23	15	8	0.587
Michigan Tech	6	2	1	0.722
Minnesota	6	5	0	0.545
Minnesota-Duluth	6	6	2	0.50
Minnesota State	2	3	0	0.40
Nebraska Omaha	11	2	2	0.80
New Hampshire	6	3	1	0.650
Niagara	2	0	0	1.00
Northeastern	6	10	2	0.389
North Dakota	1	2	2	0.30
Northern Michigan	16	7	3	0.667
Notre Dame	11	2	0	0.846
Ohio State	28	13	7	0.656
Princeton	4	1	0	0.80
Providence College	8	3	2	0.692

Rensselaer	3	1	0	0.750
Robert Morris	1	1	0	0.50
Sacred Heart	2	0	0	1.00
St. Cloud State	0	2	0	0.00
St. Lawrence	2	0	1	0.833
Toronto	1	0	0	1.00
Union College	1	1	0	0.50
Vermont	6	2	2	0.70
Western Michigan	30	14	10	0.648
Wisconsin	1	2	0	0.333
York University	1	0	0	1

**POST-SEASON RECORD VS. DIVISION I TEAMS**

Team	W	L	%
Alabama Huntsville	1	0	1.00
Alaska	2	2	0.50
Alaska Anchorage	1	0	1.00
Bemidji State	0	1	0.00
Boston College	2	2	0.50
Boston University	3	1	0.750
Bowling Green	4	0	1.00
Clarkson	2	2	0.50
Cornell	1	0	1.00
Denver	0	1	0.00
Ferris State	2	1	0.667
Harvard	1	0	1.00
Illinois-Chicago	6	0	1.00
Lake Superior State	3	1	0.750
Maine	0	1	0.00
Massachusetts	2	1	0.667
Massachusetts Lowell	2	4	0.333
Merrimack	1	0	1.00
Miami	2	2	0.50
Michigan	9	6	0.60
Michigan State	5	1	0.833
Minnesota	2	0	1.00
Minnesota-Duluth	1	1	0.50
Nebraska Omaha	2	0	1.00
New Hampshire	2	0	1.00
Northeastern	1	2	0.333
Northern Michigan	1	1	0.50
Ohio State	7	2	0.778
Providence College	2	0	1.00
St. Cloud State	0	2	0.00
Vermont	0	1	0.00
Western Michigan	3	0	1.00
Wisconsin	1	0	1.00

NOTRE DAME'S 2017-18 RECORD WHEN	
Overall	2-0-0
In Big Ten regular season games	
Non-conference games	2-0-0
Home	2-0-0
Road	
Neutral	
In overtime games	
When Notre Dame scores first	2-0-0
When opponents score first	
When Notre Dame leads after 1 period	1-0-0
When Notre Dame trails after 1 period	
When score is tied after 1 period	1-0-0
When Notre Dame leads after 2 periods	1-0-0
When Notre Dame trails after 2 periods	
When score is tied after 2 periods	1-0-0
When Notre Dame outshoots opponent	1-0-0
When opponent outshoots Notre Dame	1-0-0
When shots are even	
In Game 1 of weekend series	1-0-0
In Game 2 of weekend series	1-0-0
In Game 1 of Big Ten weekend series	
In Game 2 of Big Ten weekend series	
In one-goal games	
in two-goal games	1-0-0
When scoring 0-1 goals	
When scoring two or more goals	2-0-0
When scoring three or more goals	2-0-0

When scoring four or more goals	2-0-0
When scoring five or more goals	1-0-0
<b>Against Ranked Opponents</b>	
<b>Month-By-Month</b>	
Notre Dame in October	2-0-0
Notre Dame in November	
Notre Dame in December	
Notre Dame in January	
Notre Dame in February	
Notre Dame in March	
<b>Vs. Conferences</b>	
Atlantic Hockey	
Big Ten	
ECAC	
NCHC	
WCHA	2-0-0

## THE LAST TIME...

TEAM	
Notre Dame won in overtime	March 26, 2017 vs. UMass Lowell in NCAA Northeast Regional Final (3-2)
Notre Dame lost in overtime	October 22, 2016 vs. Penn State (2-3)
Notre Dame tied in overtime	February 18, 2017 vs. Providence (3-3)
Notre Dame scored 10 or more goals in a game	December 29, 2010 vs. Canisius (10-2)
Notre Dame allowed 10 or more goals in a game	March 12, 2005 at Michigan (10-1)
Notre Dame had a home shutout	October 7, 2017 vs. Alabama Huntsville (Dylan St. Cyr, 34 saves)
Notre Dame had a road shutout	December 3, 2016 at Massachusetts (Cal Petersen, 22 saves)
Notre Dame had a neutral site shutout	October 13, 2012 vs. Maine (Steven Summerhays, 22 saves)
Notre Dame was shutout at home	November 26, 2016 vs. Clarkson (Jake Keilley 35 saves)
Notre Dame was shutout on the road	November 13, 2016 at Northeastern (Jake Theut, 22 saves, two periods of play) November 7, 2014 at Minnesota (Adam Wilcox, 20 saves)
Notre Dame won 1-0	February 27, 2016 vs. Boston University (Cal Petersen, 39 saves)
Notre Dame had 35 or more shots in a game	October 6, 2017 vs. Alabama Huntsville (40 shots)
Notre Dame had 40 or more shots in a game	October 6, 2017 vs. Alabama Huntsville (40 shots)
Notre Dame had 50 or more shots in a game	October 7, 2016 vs. Arizona State (51 shots)
Notre Dame surrendered 35 or more shots in a game	March 17, 2017 vs. UMass Lowell (41 shots)
Notre Dame surrendered 40 or more shots in a game	March 17, 2017 vs. UMass Lowell (41 shots)
Notre Dame surrendered 50 or more shots in a game	January 1, 2016 at Denver (50 shots)
Notre Dame had three PP goals in a game	October 25, 2014 vs. Niagara (7-0 win)
Notre Dame had four PP goals in a game	October 20, 2013 vs. Michigan Tech (7-3 win)
Notre Dame had six PP goals in a game	October 7, 2016 vs. Arizona State (9-2 win) February 13, 2009 vs. Northern Michigan (9-5 win)
Notre Dame had one short-handed goal	October 6, 2017 vs. Alabama Huntsville (Jake Evans, 5-3 win)
Notre Dame had two short-handed goals	January 7, 2011 at Northern Michigan (8-1 win) November 20, 2010 vs. Michigan State (4-2 win)
Notre Dame surrendered five PP goals	December 4, 2004 vs. Michigan (8-0 loss)
Notre Dame surrendered four PP goals	February 1, 2013 at Ohio State (6-3 loss)
Notre Dame surrendered three PP goals	December 2, 2016 at UMass (5-4 loss)
Notre Dame surrendered two short-handed goals	February 8, 2013 vs. Michigan (7-4 win)

INDIVIDUAL	
Notre Dame player scored a hat trick	October 16, 2015 - Steven Fogarty at Penn State
Notre Dame defenseman scored a hat trick	January 18, 2015 - Robbie Russo at UConn
Notre Dame player scored four goals	October 19, 1995 - Brian Urick at Alaska Fairbanks
Notre Dame player scored five goals	December 29, 1971 - Ian Williams at Dartmouth
Notre Dame player had three assists	October, 6 2017 - Jordan Gross vs. Alabama Huntsville (0-3-3)
Notre Dame player had four assists	December 29, 2010 - Stephen Johns vs. Canisius (0-4-4)
Notre Dame player had five assists	October 21, 1994 - Jamie Ling vs. Waterloo (2-5-7)
Notre Dame player had four points	October 28, 2016 - Anders Bjork vs. UConn (2-2-4)
Notre Dame player had five points	February 13, 2009 - Erik Condra at Northern Michigan (2-3-5)
Notre Dame player had six points	October 21, 1994 - Jamie Ling vs. Waterloo (2-5-7)
Notre Dame player had seven points	October 21, 1994 - Jamie Ling vs. Waterloo (2-5-7)
Notre Dame goalie made 35+ saves	April 6, 2017 - Cal Petersen vs. Denver, 36 saves (6-1 loss, NCAA Frozen Four)
Notre Dame goalie made 40+ saves	March 10, 2017 - Cal Petersen vs. Providence, 43 saves (5-0 win)
Notre Dame goalie made 50+ saves	March 6, 2015 - Cal Petersen vs. UMass, 87 saves (4-3 loss)
Opposing player scored a hat trick	November 11, 2011 - Cody Kunk of Alaska
Opposing player scored four goals	March 12, 1994 - Colin Ward of Western Michigan
Opposing player scored five goals	November 10, 1973 - Tom Ross of Michigan State
Opposing player had four assists	December 2, 2011 - Ludwig Karlsson of Northeastern (0-4-4)
Opposing player had five assists	January 20, 1996 - Kevin Hilton of Michigan (0-5-5)
Opposing player had four points	March 12, 2016 - Kevin Roy of Northeastern (2-2-4)
Opposing player had five points	January 27, 2001 - Jeff Hamilton of Yale (2-3-5)
Opposing player had six points	January 11, 1994 - John Gruden of Ferris State (4-3-7)
Opposing player had seven points	January 11, 1994 - John Gruden of Ferris State (4-3-7)
Opposing goalie made 35+ saves	October 6, 2017 - Jordan Uhelski of Alabama Huntsville, 40 saves (5-3 ND win)
Opposing goalie made 40+ saves	October 6, 2017 - Jordan Uhelski of Alabama Huntsville, 40 saves (5-3 ND win)
Opposing goalie made 50+ saves	March 6, 2015 - Steve Mastalerz of UMass, 75 saves (4-3 ND loss)
Notre Dame had a penalty shot	January 21, 2017 - Joe Wegwerth (saved vs. New Hampshire)
Notre Dame scored on a penalty shot	December 6, 2013 - Jeff Costello (vs. UMass) March 16, 2013 - Bryan Rust (vs. Bowling Green)
Opponent had a penalty shot	March 10, 2017 - Shane Kavanagh, Providence (vs. Cal Petersen, missed wide, 5-0 ND win) January 29, 2016 - Colin White, Boston College (saved by Cal Petersen, 4-0 ND loss) January 22, 2016 - Ara Nazarian, New Hampshire (scored on Cal Petersen, 5-1 ND win) December 10, 2015 - Colin White, Boston College (saved by Cal Petersen, 4-3 ND win)

## Final 2016-17 Combined Stats

Date	Opponent	Score	Att.
Oct 07	ARIZONA STATE	W 9-2	3356
Oct 08	ARIZONA STATE	W 4-2	3554
Oct 14	at #4 Minnesota Duluth	L 3-4	5526
Oct 15	at #4 Minnesota Duluth	W 3-1	6014
Oct 21	PENN STATE	Tot 3-3	3411
Oct 22	PENN STATE	Lot 2-3	3518
* Oct 27	UCONN	L 2-4	2936
* Oct 28	UCONN	W 6-2	4065
* Nov 12	at Northeastern	W 5-2	3511
* Nov 13	at Northeastern	T 0-0	1444
* Nov 17	#5 UMASS LOWELL	L 1-4	3151
* Nov 18	#5 UMASS LOWELL	W 4-1	4653
Nov 25	HOLY CROSS	W 5-3	4581
Nov 26	CLARKSON	L 0-2	3865
* Dec 2	at Massachusetts	L 4-5	2481
* Dec 3	at Massachusetts	W 3-0	3039
* Dec 10	#3 BOSTON COLLEGE	W 3-2	5022
Dec 31	ALASKA	W 5-0	4149
Jan 01	ALASKA	W 4-0	4023
Jan 06	MICHIGAN TECH	W 3-1	4328
Jan 07	MICHIGAN TECH	L 2-4	4741
* Jan 13	at Merrimack	W 2-1	2251
* Jan 14	at Merrimack	L 2-4	2271
* Jan 20	NEW HAMPSHIRE	Tot 2-2	4504
* Jan 21	NEW HAMPSHIRE	W 3-0	4652
* Jan 28	at #13 Boston College	L 4-6	7884
* Feb 03	#12 VERMONT	Tot 4-4	4520
* Feb 04	#12 VERMONT	W 4-1	4744
* Feb 10	at Maine	W 3-2	4990
* Feb 11	at Maine	W 4-2	4392
* Feb 17	#10 PROVIDENCE COLLEGE	W 4-1	4509
* Feb 18	#10 PROVIDENCE COLLEGE	Tot 3-3	5022
* Feb 24	at #6 Boston University	W 3-1	4562
* Feb 25	at #5 Boston University	L 1-4	5613
Mar 10	#10 PROVIDENCE COLLEGE	W 5-0	3933
Mar 11	#10 PROVIDENCE COLLEGE	W 5-2	4239
Mar 17	vs #4 UMass Lowell	L 1-5	10979
Mar 25	vs #5 Minnesota	W 3-2	6299
Mar 26	vs UMass Lowell	Wot 3-2	4635
Apr 6	vs Denver	L 1-6	19626

	ND	OPP
<b>TEAM STATISTICS</b>		
<b>SHOT STATISTICS</b>		
Goals-Shot attempts	128-1310	93-1201
Shot pct.	.098	.077
Goals/Game	3.2	2.3
Shots/Game	32.8	30.0
<b>POWER PLAYS</b>		
Goals-Power Plays	32-171	22-151
Conversion Percent	.187	.146
Shot Attempts	266	207
Shot Percent	.120	.106
<b>GOAL BREAKDOWN</b>		
Power Play	32	22
Short-handed	4	1
Empty net	6	4
Penalty	0	0
Unassisted	6	5
Overtime	1	1
<b>PENALTIES</b>		
Number	184	208
Minutes	422	489
Penalties/Game	4.6	5.2
Pen minutes/Game	10.6	12.2

Record:	Overall	Home	Away	Neutral
ALL GAMES	23-12-5	14-5-4	7-5-1	2-2-0
CONFERENCE	12-6-4	6-2-3	6-4-1	0-0-0
NON-CONFERENCE	11-6-1	8-3-1	1-1-0	2-2-0

#	Player	gp	g	a	pts	sh	sh%	pen-min	pp	sh
10	Anders Bjork	39	21	31	52	129	.163	8-16	5	2
18	Jake Evans	40	13	29	42	110	.118	18-47	1	1
15	Andrew Oglevie	40	21	20	41	127	.165	5-10	5	1
3	Jordan Gross	40	10	22	32	160	.062	6-12	5	0
26	Cam Morrison	40	12	12	24	83	.145	6-12	5	0
25	Dylan Malmquist	40	10	14	24	68	.147	10-20	3	0
4	Dennis Gilbert	40	0	22	22	50	.000	11-22	0	0
27	Bobby Nardella	34	7	14	21	84	.083	9-26	4	0
16	Connor Hurley	21	4	12	16	26	.154	11-22	0	0
22	Andrew Peeke	40	4	10	14	56	.071	8-16	0	0
28	Jack Jenkins	36	7	5	12	88	.080	2-4	0	0
6	Tory Dello	39	1	11	12	80	.013	23-65	0	0
21	Joe Wegwerth	33	7	4	11	52	.135	7-14	3	0
11	Cal Burke	35	3	8	11	69	.043	4-8	0	0
9	Dawson Cook	39	1	5	6	39	.026	4-8	0	0
29	Bo Brauer	26	3	2	5	12	.250	3-14	1	0
19	Mike O'Leary	37	2	2	4	22	.091	16-40	0	0
40	Cal Petersen	40	0	3	3	0	.000	1-2	0	0
8	Ben Ostlie	30	1	1	2	14	.071	6-12	0	0
12	Felix Holmberg	18	1	0	1	8	.125	1-2	0	0
2	Tony Bretzman	15	0	1	1	7	.000	1-2	0	0
24	Luke Ripley	38	0	0	0	26	.000	20-40	0	0
TM	TEAM	21	0	0	0	0	.000	4-8	0	0
Total		40	128	228	356	1310	.098	184-422	32	4
Opponents		40	93	155	248	1201	.077	208-489	22	1

#	Goalie	gp	min	ga	gaavg	saves	save%	w-l-t
40	Cal Petersen	40	2374:39	88	2.22	1101	.926	23-12-5
32	Cale Morris	1	19:43	1	3.04	7	.875	0-0-0
TM	EMPTY NET	21	9:42	4	-	0	.000	0-0-0
Total		40	2404:04	93	2.32	1108	.923	23-12-5
Opponents		40	2404:04	128	3.19	1182	.902	12-23-5

<b>Attendance Summary</b>		ND	Opponent
Total		95476	53978
Dates/Avg Per Date		23/4151	13/4152
Neutral Site #/Avg		4/10385	

<b>Goals by Period</b>	1st	2nd	3rd	OT	Total
Notre Dame	29	45	53	1	128
Opponents	31	32	29	1	93

<b>Saves by Period</b>	1st	2nd	3rd	OT	Total
Notre Dame	355	378	362	13	1108
Opponents	382	439	351	10	1182

**2017-18 COMBINED STATS**

Date	Opponent	Score	Att.	Record:	Overall	Home	Away	Neutral
Oct 06	ALABAMA HUNTSVILLE	w	5-3	3885	ALL GAMES	2-0-0	2-0-0	0-0-0
Oct 07	ALABAMA HUNTSVILLE	w	4-0	3412	CONFERENCE	0-0-0	0-0-0	0-0-0
					NON-CONFERENCE	2-0-0	2-0-0	0-0-0

TEAM STATISTICS	ND	OPP
<b>SHOT STATISTICS</b>		
Goals-Shot attempts	9-71	3-62
Shot pct.	.127	.048
Goals/Game	4.5	1.5
Shots/Game	35.5	31.0
<b>POWER PLAYS</b>		
Goals-Power Plays	3-9	1-10
Conversion Percent	.333	.100
Shot Attempts	14	11
Shot Percent	.214	.091
<b>GOAL BREAKDOWN</b>		
Power Play	3	1
Short-handed	1	0
Empty net	1	0
Penalty	0	0
Unassisted	0	0
Overtime	0	0
Shootout	0	0
Delayed Penalty	0	0
<b>PENALTIES</b>		
Number	11	10
Minutes	22	20
Penalties/Game	5.5	5.0
Pen minutes/Game	11.0	10.0
SHOOTOUTS (Made-Att)	0-0	0-0

##	Player	gp	g	a	pts	sh	sh%	pen-min	pp	sh
18	Jake Evans	2	2	3	5	9	.222	0-0	1	1
15	Andrew Oglevie	2	2	2	4	6	.333	0-0	1	0
3	Jordan Gross	2	1	3	4	9	.111	1-2	0	0
27	Bobby Nardella	2	1	1	2	2	.500	3-6	1	0
13	Colin Theisen	2	1	1	2	6	.167	0-0	0	0
5	Matt Hellickson	2	0	2	2	1	.000	0-0	0	0
4	Dennis Gilbert	2	1	0	1	4	.250	1-2	0	0
8	Matt Steeves	1	1	0	1	1	1.000	1-2	0	0
29	Bo Brauer	1	0	1	1	1	.000	0-0	0	0
14	Max Eisenmenger	2	0	1	1	1	.000	1-2	0	0
26	Cam Morrison	2	0	1	1	2	.000	0-0	0	0
21	Joe Wegwerth	2	0	1	1	7	.000	0-0	0	0
11	Cal Burke	2	0	0	0	7	.000	0-0	0	0
9	Dawson Cook	2	0	0	0	3	.000	0-0	0	0
6	Tory Dello	1	0	0	0	1	.000	1-2	0	0
12	Felix Holmberg	1	0	0	0	2	.000	0-0	0	0
28	Jack Jenkins	2	0	0	0	1	.000	0-0	0	0
19	Mike O'Leary	2	0	0	0	2	.000	1-2	0	0
22	Andrew Peeke	2	0	0	0	5	.000	0-0	0	0
24	Luke Ripley	1	0	0	0	0	.000	0-0	0	0
20	Justin Wade	1	0	0	0	1	.000	2-4	0	0
Total		2	9	16	25	71	.127	11-22	3	1
Opponents		2	3	5	8	62	.048	10-20	1	0

##	Goalie	gp	min	ga	gaavg	saves	save%	w-l-t
1	Dylan St. Cyr	1	60:00	0	0.00	34	1.000	1-0-0
32	Cale Morris	1	60:00	3	3.00	25	.893	1-0-0
Total		2	120:00	3	1.50	59	.952	2-0-0
Opponents		2	120:00	9	4.50	62	.873	0-2-0

Attendance Summary	ND	Opponent
Total	7297	0
Dates/Avg Per Date	2/3648	0/0
Neutral Site #/Avg	0/0	

Goals by Period	1st	2nd	3rd	Total
Notre Dame	1	5	3	9
Opponents	0	3	0	3

Saves by Period	1st	2nd	3rd	Total
Notre Dame	24	14	21	59
Opponents	26	14	22	62

## 2017-18 LEADERS

##	Points	GP	G	A	Pts	Sh
18	Jake Evans	2	2	3	5	9
15	Andrew Oglevie	2	2	2	4	6
3	Jordan Gross	2	1	3	4	9
27	Bobby Nardella	2	1	1	2	2
13	Colin Theisen	2	1	1	2	6
5	Matt Hellickson	2	0	2	2	1
4	Dennis Gilbert	2	1	0	1	4
8	Matt Steeves	1	1	0	1	1
29	Bo Brauer	1	0	1	1	1
14	Max Eisenmenger	2	0	1	1	1

##	Goals	GP	G	A	Pts	Sh
18	Jake Evans	2	2	3	5	9
15	Andrew Oglevie	2	2	2	4	6
3	Jordan Gross	2	1	3	4	9
27	Bobby Nardella	2	1	1	2	2
13	Colin Theisen	2	1	1	2	6
4	Dennis Gilbert	2	1	0	1	4
8	Matt Steeves	1	1	0	1	1

##	Power-Play Goals	GP	PPG
15	Andrew Oglevie	2	1
27	Bobby Nardella	2	1
18	Jake Evans	2	1

##	Short-Handed Goals	GP	SHG
18	Jake Evans	2	1

##	Game-Winning Goals	GP	GWG
18	Jake Evans	2	1
15	Andrew Oglevie	2	1

##	Plus/Minus	GP	+/-
22	Andrew Peeke	2	+4
18	Jake Evans	2	+3
13	Colin Theisen	2	+3
3	Jordan Gross	2	+2
5	Matt Hellickson	2	+2
14	Max Eisenmenger	2	+2
15	Andrew Oglevie	2	+1
21	Joe Wegwerth	2	+1
8	Matt Steeves	1	+1
29	Bo Brauer	1	+1

##	Assists	GP	G	A	Pts	Sh
18	Jake Evans	2	2	3	5	9
3	Jordan Gross	2	1	3	4	9
15	Andrew Oglevie	2	2	2	4	6
5	Matt Hellickson	2	0	2	2	1
27	Bobby Nardella	2	1	1	2	2
13	Colin Theisen	2	1	1	2	6
29	Bo Brauer	1	0	1	1	1
14	Max Eisenmenger	2	0	1	1	1
26	Cam Morrison	2	0	1	1	2
21	Joe Wegwerth	2	0	1	1	7

##	Shots	GP	G	A	Pts	Sh	Sh%
18	Jake Evans	2	2	3	5	9	.222
3	Jordan Gross	2	1	3	4	9	.111
21	Joe Wegwerth	2	0	1	1	7	.000
11	Cal Burke	2	0	0	0	7	.000
15	Andrew Oglevie	2	2	2	4	6	.333
13	Colin Theisen	2	1	1	2	6	.167
22	Andrew Peeke	2	0	0	0	5	.000
4	Dennis Gilbert	2	1	0	1	4	.250
9	Dawson Cook	2	0	0	0	3	.000
27	Bobby Nardella	2	1	1	2	2	.500

##	Shot Pct.	GP	G	A	Pts	Sh	Sh%
8	Matt Steeves	1	1	0	1	1	1.000
27	Bobby Nardella	2	1	1	2	2	.500
15	Andrew Oglevie	2	2	2	4	6	.333
4	Dennis Gilbert	2	1	0	1	4	.250
18	Jake Evans	2	2	3	5	9	.222
13	Colin Theisen	2	1	1	2	6	.167
3	Jordan Gross	2	1	3	4	9	.111
5	Matt Hellickson	2	0	2	2	1	.000
29	Bo Brauer	1	0	1	1	1	.000
14	Max Eisenmenger	2	0	1	1	1	.000

##	Penalties	GP	Pen	Min
27	Bobby Nardella	2	3	6
20	Justin Wade	1	2	4
4	Dennis Gilbert	2	1	2
6	Tory Dello	1	1	2
3	Jordan Gross	2	1	2
14	Max Eisenmenger	2	1	2
19	Mike O'Leary	2	1	2
8	Matt Steeves	1	1	2

##	Penalty Minutes	GP	Pen	Min
27	Bobby Nardella	2	3	6
20	Justin Wade	1	2	4
14	Max Eisenmenger	2	1	2
6	Tory Dello	1	1	2
4	Dennis Gilbert	2	1	2
3	Jordan Gross	2	1	2
19	Mike O'Leary	2	1	2
8	Matt Steeves	1	1	2



## 2017-18 RESULTS

Date	Opponent	Score	Shots	Overall	Conf	Time	Att.	Goalie of record	
Oct 06	ALABAMA HUNTSVILLE	W	5-3	40/28	1-0-0	0-0-0	2:20	3885	Cale Morris
Oct 07	ALABAMA HUNTSVILLE	W	4-0	31/34	2-0-0	0-0-0	2:12	3412	Dylan St. Cyr

Team Record	W-L-T	Attendance	Dates	Total	Avg.
Overall:	2-0-0	Total:	2	7297	3648
Conference:	0-0-0	Home:	2	7297	3648
Home:	2-0-0	Away:	0	0	0
Away:	0-0-0	Neutral:	0	0	0
Neutral:	0-0-0				
Overtime:	0-0-0				



## 2017-18 G-A-P Game-by-Game

Opponent	Date	Score	1	3	4	5	6	8	9	11	12	13	14
UAH	Oct 06	5-3 W	CYR,DYLAN S	GROSS,JORD	GILBERT,DEN	HELLICKSON,	DELLO,TORY	STEEVES,MA	COOK,DAWS	BURKE,CAL	HOLMBERG,F	THEISEN,COL	EISENMENGE
UAH	Oct 07	4-0 W	0-0-0	1-0-1	0-0-0	0-1-1	0-0-0	DNP	0-0-0	0-0-0	DNP	1-0-1	0-1-1
UAH	Oct 07	4-0 W	0-0-0	1-0-1	0-0-0	0-1-1	DNP	1-0-1	0-0-0	0-0-0	DNP	0-1-1	0-0-0

Opponent	Date	Score	15	18	19	20	21	22	24	26	27	28	29
UAH	Oct 06	5-3 W	OGLEVIE,AND	EVANS,JAKE	O'LEARY,MIK	WADE,JUSTIN	WEGWERTH,J	PEEKE,ANDR	RIPLEY,LUKE	MORRISON,C	NARDELLA,B	JENKINS,JAC	BRAUER,BO
UAH	Oct 07	4-0 W	0-2-2	2-1-3	0-0-0	DNP	0-0-0	0-0-0	0-0-0	0-1-1	1-0-1	0-0-0	DNP
UAH	Oct 07	4-0 W	2-0-2	0-2-2	0-0-0	0-0-0	0-1-1	0-0-0	DNP	0-0-0	0-1-1	0-0-0	0-1-1

Opponent	Date	Score	32
UAH	Oct 06	5-3 W	MORRIS,CAL
UAH	Oct 07	4-0 W	DNP

<b>1</b>	<b>ST. CYR</b>	<b>FR.</b>	<b>GOALTENDER</b>
----------	----------------	------------	-------------------



Northville, Michigan  
USNTDP (USHL)

**Career Highs**

Goals: N/A  
Assists: N/A  
Points: N/A  
Multi-Point Games: N/A  
Point Streak: N/A


- St. Cyr became the first Irish goaltender to record a shutout in his first career start since Mike Johnson blanked Providence 2-0 on Oct. 16, 2009 at the Joyce Center (29 saves).

**As a Freshman**

- Made his Irish debut against Alabama Huntsville (Oct. 7) and posted a shutout in his first career start (34 saves).

ST. CYR'S CAREER STATS												
Goalie	GP-GS	Minutes	GA	GAAvg	Saves	Save%	W	L	T	Sho	PPG	SHG
2017-18	1-1	60:00	0	0.00	34	1.000	1	0	0	1.0	0	0
<b>TOTAL</b>	<b>1-1</b>	<b>60:00</b>	<b>0</b>	<b>0.00</b>	<b>34</b>	<b>1.000</b>	<b>1</b>	<b>0</b>	<b>0</b>	<b>1.0</b>	<b>0</b>	<b>0</b>

<b>2</b>	<b>TONY BRETZMAN</b>	<b>SR.</b>	<b>DEFENSEMAN</b>
----------	----------------------	------------	-------------------



Mendota Heights, Minnesota  
Langley Rivermen (BCHL)

**Career Highs**

Goals: 1 (2x - vs. UConn 11/1/15)  
Assists: 1 (2x - at UMass 12/3/16)  
Points: 1 (4x - at UMass 12/3/16)  
Multi-Point Games: N/A  
Point Streak: N/A

**As a Senior**

BRETZMAN'S CAREER STATS												
Season	GP	G	A	Points	Shots	Shot%	Pen-Min	+/-	PPG	SHG	GWG	
2014-15	17	1	1	2	8	.125	3-6	-2	0	0	1	
2015-16	8	1	0	1	5	.200	2-4	+2	0	0	0	
2016-17	15	0	1	1	7	.000	1-2	-1	0	0	0	
<b>TOTAL</b>	<b>40</b>	<b>2</b>	<b>2</b>	<b>4</b>	<b>-</b>	<b>-</b>	<b>6-12</b>	<b>-1</b>	<b>0</b>	<b>0</b>	<b>1</b>	

**3 JORDAN GROSS SR. DEFENSEMAN**



Maple Grove, Minnesota  
Green Bay Gamblers (USHL)

**Career Highs**

Goals: 2 (2x - vs. Northeastern 11/12/15)  
 Assists: 3 (2x - vs. Alabama Huntsville 10/6/17)  
 Points: 3 (3x - vs. Alabama Huntsville 10/6/17)  
 Multi-Point Games: 22  
 Point Streak: 9 games (Dec. 5, 2014 - Jan. 23, 2015; 3-8-11)

Huntsville (Oct. 6) and followed by scoring a goal in the 4-0 win over the Chargers on Oct. 7 for a four-point weekend.

- Was named the Big Ten's Third Star of the Week (Oct. 10).

**As a Senior**

- Opened the season with a three assist game against Alabama

**GROSS' CAREER STATS**

Season	GP	G	A	Points	Shots	Shot%	Pen-Min	+/-	PPG	SHG	GWG
2014-15	42	7	21	28	92	.076	7-14	+8	1	0	1
2015-16	37	9	22	31	113	.080	11-30	+15	2	0	1
2016-17	40	10	22	32	160	.062	6-12	+10	5	0	3
2017-18	2	1	3	4	9	.111	1-2	+2	0	0	0
<b>TOTAL</b>	<b>121</b>	<b>27</b>	<b>68</b>	<b>95</b>	<b>374</b>	<b>.072</b>	<b>25-58</b>	<b>+35</b>	<b>8</b>	<b>0</b>	<b>5</b>

**4 DENNIS GILBERT JR. DEFENSEMAN**



Buffalo, New York  
Chicago Steel (USHL)

**Career Highs**

Goals: 1 (3x - vs. Alabama Huntsville 10/6/17)  
 Assists: 2 (8x - vs. Providence 2/18/17)  
 Points: 2 (9x - vs. Providence 2/18/17)  
 Multi-Point Games: 9  
 Point Streak: 5 games (Feb. 4 - Feb. 18, 2017; 0-9-9)

- That goal against the Chargers was his first since he netted the game winner in Notre Dame's 4-3 comeback win at Boston College during his freshman season (Dec. 10, 2015).

**As a Junior**

- Notched a goal in Notre Dame's 5-3 season-opening win over Alabama Huntsville to tie the game at 3-3 (Oct. 6).

**GILBERT'S CAREER STATS**

Season	GP	G	A	Points	Shots	Shot%	Pen-Min	+/-	PPG	SHG	GWG
2015-16	37	2	8	10	54	.037	17-34	+5	1	0	1
2016-17	40	0	22	22	50	.000	11-22	+27	0	0	0
2017-18	2	1	0	1	4	.250	1-2	0	0	0	0
<b>TOTAL</b>	<b>79</b>	<b>3</b>	<b>30</b>	<b>33</b>	<b>108</b>	<b>.028</b>	<b>29-58</b>	<b>+32</b>	<b>1</b>	<b>0</b>	<b>1</b>

<b>5</b>	<b>MATT HELLICKSON</b>	<b>FR.</b>	<b>DEFENSEMAN</b>
----------	------------------------	------------	-------------------



Rogers, Minnesota  
Sioux City Muskateers (USHL)

**Career Highs**

Goals: N/A  
Assists: 1 (vs. Alabama Huntsville 10/6/17)  
Points: 1 (vs. Alabama Huntsville 10/6/17)  
Multi-Point Games: N/A  
Point Streak: N/A

- Added an assist in Notre Dame's 4-0 game two win over the Chargers (Oct. 7).

**As a Freshman**

- Notched an assist in his first career game, a 5-3 win over Alabama Huntsville (Oct. 6).

**HELLICKSON'S CAREER STATS**

Season	GP	G	A	Points	Shots	Shot%	Pen-Min	+/-	PPG	SHG	GWG
2017-18	2	0	2	2	1	.000	0-0	+2	0	0	0
TOTAL	2	0	2	2	1	.000	0-0	+2	0	0	0

<b>6</b>	<b>TORY DELLO</b>	<b>SO.</b>	<b>DEFENSEMAN</b>
----------	-------------------	------------	-------------------



Crystal Lake, Illinois  
Tri-City Storm (USHL)

**Career Highs**

Goals: 1 (vs. UConn 10/27/16)  
Assists: 2 (vs. Holy Cross 11/25/16)  
Points: 2 (vs. Holy Cross 11/25/16)  
Multi-Point Games: 1  
Point Streak: 3 games (Feb. 17-24, 2017; 0-3-3)

**As a Sophomore**

**DELLO'S CAREER STATS**

Season	GP	G	A	Points	Shots	Shot%	Pen-Min	+/-	PPG	SHG	GWG
2016-17	39	1	11	12	80	.013	23-65	+5	0	0	0
2017-18	1	0	0	0	1	.000	1-2	0	0	0	0
TOTAL	40	1	11	12	81	.012	24-67	+5	0	0	0

<b>8</b>	<b>MATT STEEVES</b>	<b>FR.</b>	<b>FORWARD</b>
----------	---------------------	------------	----------------



Bedford, New Hampshire  
Muskegon Lumberjacks (USHL)

**Career Highs**

Goals: N/A  
Assists: N/A  
Points: N/A  
Multi-Point Games: N/A  
Point Streak: N/A

**As a Freshman**

- Notched a goal in Notre Dame's 4-0 win over Alabama Huntsville, which was his first career game (Oct. 7).

**STEEVES' CAREER STATS**

Season	GP	G	A	Points	Shots	Shot%	Pen-Min	+/-	PPG	SHG	GWG
2017-18	1	1	0	1	1	1.000	1-2	+1	0	0	0
<b>TOTAL</b>	<b>1</b>	<b>1</b>	<b>0</b>	<b>1</b>	<b>1</b>	<b>1.000</b>	<b>1-2</b>	<b>+1</b>	<b>0</b>	<b>0</b>	<b>0</b>

<b>9</b>	<b>DAWSON COOK</b>	<b>SR</b>	<b>FORWARD</b>
----------	--------------------	-----------	----------------



Cadillac, Michigan  
Green Bay Gamblers (USHL)

**Career Highs**

Goals: 1 (5x - vs. UMass Lowell 11/18/16)  
Assists: 1 (6x - at Maine 2/11/17)  
Points: 1 (11x - at Maine 2/11/17)  
Multi-Point Games: N/A  
Point Streak: 2 games (Nov. 28 - Dec. 4, 2015)

**As a Senior**

**COOK'S CAREER STATS**

Season	GP	G	A	Points	Shots	Shot%	Pen-Min	+/-	PPG	SHG	GWG
2014-15	35	1	1	2	11	.091	4-8	-6	0	0	0
2015-16	32	3	1	4	16	.188	2-4	-2	0	0	1
2016-17	39	1	5	6	39	.026	4-8	0	0	0	0
2017-18	2	0	0	0	3	.000	0-0	0	0	0	0
<b>TOTAL</b>	<b>108</b>	<b>5</b>	<b>7</b>	<b>12</b>	<b>69</b>	<b>.072</b>	<b>10-20</b>	<b>-8</b>	<b>0</b>	<b>0</b>	<b>1</b>

<b>11</b>	<b>CAL BURKE</b>	<b>SO</b>	<b>FORWARD</b>
-----------	------------------	-----------	----------------



Boxborough, Massachusetts  
Cedar Rapids RoughRiders (USHL)

**Career Highs**

Goals: 1 (3x - vs. Providence 2/17/17)  
Assists: 2 (vs. UMass Lowell 11/18/16)  
Points: 2 (vs. UMass Lowell 11/18/16)  
Multi-Point Games: 1  
Point Streak: 5 games (Feb. 3 - present)

**As a Sophomore**

.

BURKE'S CAREER STATS											
Season	GP	G	A	Points	Shots	Shot%	Pen-Min	+/-	PPG	SHG	GWG
2016-17	35	3	8	11	69	.043	4-8	+3	0	0	1
2017-18	2	0	0	0	7	.000	0-0	-1	0	0	0
<b>TOTAL</b>	<b>37</b>	<b>3</b>	<b>8</b>	<b>11</b>	<b>76</b>	<b>.039</b>	<b>4-8</b>	<b>+2</b>	<b>0</b>	<b>0</b>	<b>1</b>

<b>12</b>	<b>FELIX HOLMBERG</b>	<b>SO</b>	<b>FORWARD</b>
-----------	-----------------------	-----------	----------------



Stockholm, Sweden  
AIK J20 (SuperElit)

**Career Highs**

Goals: 1 (at Boston College 1/28/17)  
Assists: N/A  
Points: 1 (at Boston College 1/28/17)  
Multi-Point Games: N/A  
Point Streak: N/A

**As a Sophomore**

HOLMBERG'S CAREER STATS											
Season	GP	G	A	Points	Shots	Shot%	Pen-Min	+/-	PPG	SHG	GWG
2016-17	18	1	0	1	8	.125	1-2	-1	0	0	0
2017-18	1	0	0	0	2	.000	0-0	0	0	0	0
<b>TOTAL</b>	<b>19</b>	<b>1</b>	<b>0</b>	<b>1</b>	<b>10</b>	<b>.100</b>	<b>1-2</b>	<b>-1</b>	<b>0</b>	<b>0</b>	<b>0</b>

<b>13</b>	<b>COLIN THEISEN</b>	<b>FR.</b>	<b>FORWARD</b>
-----------	----------------------	------------	----------------



Monroe, Michigan  
Dubuque Fighting Saints (USHL)

**Career Highs**

Goals: 1 (vs. Alabama Huntsville 10/6/17)  
Assists: N/A  
Points: 1 (vs. Alabama Huntsville 10/6/17)  
Multi-Point Games: N/A  
Point Streak: N/A

- Notched his first career assist in Notre Dame's game two, 4-0 win over the Chargers (Oct. 7).

**As a Freshman**

- Scored a goal in his first career game, Notre Dame's 5-3 season-opening win over Alabama Huntsville (Oct. 6).

**THEISEN'S CAREER STATS**

Season	GP	G	A	Points	Shots	Shot%	Pen-Min	+/-	PPG	SHG	GWG
2017-18	2	1	1	2	6	.167	0-0	+3	0	0	0
TOTAL	2	1	1	2	6	.167	0-0	+3	0	0	0

<b>14</b>	<b>MAX EISENMENGER</b>	<b>FR.</b>	<b>FORWARD</b>
-----------	------------------------	------------	----------------



Münster, Germany  
Djurgårdens IF J20 (SuperElit)

**Career Highs**

Goals: N/A  
Assists: N/A  
Points: N/A  
Multi-Point Games: N/A  
Point Streak: N/A

**As a Freshman**

- Notched an assist in his first career game as Notre Dame beat Alabama Huntsville 5-3 (Oct. 6).

**EISENMENGER'S CAREER STATS**

Season	GP	G	A	Points	Shots	Shot%	Pen-Min	+/-	PPG	SHG	GWG
2017-18	2	0	1	1	1	.000	1-2	+2	0	0	0
TOTAL	2	0	1	1	1	.000	1-2	+2	0	0	0

**15 ANDREW OGLEVIE JR FORWARD**



Fullerton, California  
Cedar Rapids RoughRiders (USHL)

**Career Highs**

Goals: 2 (2x - at Boston College 1/28/17)  
Assists: 3 (vs. Providence 3/11/17)  
Points: 3 (4x - vs. Providence 3/11/17)  
Multi-Point Games: 11  
Point Streak: 11 games (Jan. 7 - Feb. 17, 2017; 9-5-14)

- Scored a pair of goals, each with less than one second remaining on the clock (to end the first and second periods) in Notre Dame's 4-0 win over Alabama Huntsville (Oct. 7).

**As a Junior**

- Had a pair of assists in Notre Dame's season-opening 5-3 win over Alabama Huntsville (Oct. 6).

**OGLEVIE'S CAREER STATS**

Season	GP	G	A	Points	Shots	Shot%	Pen-Min	+/-	PPG	SHG	GWG
2015-16	31	5	4	9	59	.085	4-8	+9	0	0	2
2016-17	40	21	20	41	127	.165	5-10	+18	5	1	3
2017-18	2	2	2	4	6	.333	0-0	+1	1	0	1
TOTAL	73	28	26	54	192	.146	9-18	+28	6	1	6

**17 PIERCE CRAWFORD FR FORWARD**



Park Ridge, Illinois  
Youngstown Phantoms (USHL)

**Career Highs**

Goals: N/A  
Assists: N/A  
Points: N/A  
Multi-Point Games: N/A  
Point Streak: N/A

1) and remains out with an upper body injury.

**As a Freshman**

- Was injured in the exhibition game against the USNTDP (Oct.

**CRAWFORD'S CAREER STATS**



**18 JAKE EVANS SR. FORWARD**



Toronto, Ontario  
St. Michael's Buzzers (OJHL)

**Career Highs**

Goals: 2 (4x - vs. Alabama Huntsville 10/6/17))  
 Assists: 3 (2x - vs. Minnesota 11/6/15)  
 Points: 3 (6x - vs. Alabama Huntsville 10/6/17))  
 Multi-Point Games: 23  
 Point Streak: 7 games (Dec. 2, 2016 - Jan. 7, 2017; 4-4-8)

- against Alabama Huntsville to open the season (Oct. 6).
- Added a pair of assists in Notre Dame's 4-0 win in game two against the Chargers (Oct. 7) for a five-point weekend.
- Was named the Big Ten Conference's Second Star (Oct. 10).


**As a Senior**

- Had two goals, including the game winner and the empty net shorthanded tally, and an assist in Notre Dame's 5-3 win

**EVANS' CAREER STATS**

Season	GP	G	A	Points	Shots	Shot%	Pen-Min	+/-	PPG	SHG	GWG
2014-15	41	7	10	17	63	.111	11-22	+4	1	0	1
2015-16	37	8	25	33	55	.145	9-29	+15	4	0	1
2016-17	40	13	29	42	110	.118	18-47	+11	1	1	0
2017-18	2	2	3	5	9	.222	0-0	+3	1	1	1
TOTAL	120	30	67	97	237	.127	38-98	+33	7	2	3

**19 MIKE O'LEARY SO. FORWARD**



Halifax, Nova Scotia  
Dubuque Fighting Saints (USHL)

**Career Highs**

Goals: 1 (2x - at Boston University 2/25/17)  
 Assists: 1 (2x - at Boston University 2/24/17)  
 Points: 1 (4x - at Boston University 2/25/17)  
 Multi-Point Games: N/A  
 Point Streak: 2 games (2x - Feb. 24-25, 2017 ; 1-1-2)

**As a Sophomore**

**O'LEARY'S CAREER STATS**

Season	GP	G	A	Points	Shots	Shot%	Pen-Min	+/-	PPG	SHG	GWG
2016-17	37	2	2	4	22	.091	16-40	+1	0	0	0
2017-18	2	0	0	0	2	.000	1-2	0	0	0	0
TOTAL	39	2	2	4	24	.083	17-42	+1	0	0	0

**20 JUSTIN WADE SR. DEFENSEMAN**



Aurora, Illinois  
Cedar Rapids RoughRiders (USHL)

**Career Highs**

Goals: 1 (2x - vs. UMD 10/23/15)  
Assists: 1 (12x - vs. Northeastern 3/12/16)  
Points: 1 (14x - vs. Northeastern 3/12/16)  
Multi-point games: n/a  
Point Streak: n/a

**As A Senior**

.

WADE'S CAREER STATS											
Season	GP	G	A	Points	Shots	Shot%	Pen-Min	+/-	PPG	SHG	GWG
2013-14	6	0	0	0	-	-	0-0	-1	0	0	0
2014-15	41	1	6	7	21	.048	12-38	+7	0	0	0
2015-16	34	1	6	7	31	.032	11-22	+5	0	1	0
2017-18	1	0	0	0	1	.000	2-4	0	0	0	0
<b>TOTAL</b>	<b>82</b>	<b>2</b>	<b>12</b>	<b>14</b>	<b>-</b>	<b>-</b>	<b>25-64</b>	<b>+11</b>	<b>0</b>	<b>1</b>	<b>0</b>

**21 JOE WEGWERTH JR FORWARD**



Brewster, New York  
Cedar Rapids RoughRider (USHL)

**Career Highs**

Goals: 2 (vs. Pen State 10/22/16)  
Assists: 1 (7x - vs. Alaska 1/11/17)  
Points: 2 (vs. Penn State 10/22/16)  
Multi-Point Games: 1  
Point Streak: 2 games (Nov. 28 - Dec. 4, 2015)

**As a Junior**

WEGWERTH'S CAREER STATS											
Season	GP	G	A	Points	Shots	Shot%	Pen-Min	+/-	PPG	SHG	GWG
2015-16	30	1	3	4	29	.034	9-18	-4	0	0	0
2016-17	33	7	4	11	52	.135	7-14	+2	3	0	0
2017-18	2	0	1	1	7	.000	0-0	+1	0	0	0
<b>TOTAL</b>	<b>65</b>	<b>8</b>	<b>8</b>	<b>16</b>	<b>88</b>	<b>.091</b>	<b>16-32</b>	<b>-1</b>	<b>3</b>	<b>0</b>	<b>0</b>

<b>22</b>	<b>ANDREW PEEKE</b>	<b>SO.</b>	<b>DEFENSEMAN</b>
-----------	---------------------	------------	-------------------



Parkland, Florida  
Green Bay Gamblers (USHL)

**Career Highs**

Goals: 1 (at Northeastern 11/12/16)  
Assists: 2 (2x - vs. Vermont 2/3/17)  
Points: 2 (4x - vs. Vermont 2/3/17)  
Multi-Point Games: 4  
Point Streak: 3 games (Jan. 1 - Jan. 7, 2017)

**As a Sophomore**

.

**PEEKE'S CAREER STATS**

Season	GP	G	A	Points	Shots	Shot%	Pen-Min	+/-	PPG	SHG	GWG
2016-17	40	4	10	14	56	.071	8-16	+9	0	0	1
2017-18	2	0	0	0	5	.000	0-0	+4	0	0	0
<b>TOTAL</b>	<b>42</b>	<b>4</b>	<b>10</b>	<b>14</b>	<b>61</b>	<b>.066</b>	<b>8-16</b>	<b>+13</b>	<b>0</b>	<b>0</b>	<b>1</b>

<b>23</b>	<b>LUKE NOVAK</b>	<b>SO</b>	<b>FORWARD</b>
-----------	-------------------	-----------	----------------



Waukesha, Wisconsin  
New Jersey Hitmen (USPHL)

**Career Highs**

Goals: N/A  
Assists: N/A  
Points: N/A  
Multi-Point Games: N/A  
Point Streak: N/A

**As a Sophomore**

.

**NOVAK'S CAREER STATS**

<b>24</b>	<b>LUKE RIPLEY</b>	<b>SR.</b>	<b>DEFENSEMAN</b>
-----------	--------------------	------------	-------------------



Kitimat, British Columbia  
Powell River Kingsg (BCHL)

**Career Highs**

Goals: 1 (3x - vs. Northeastern 3/12/16)  
 Assists: 1 (12x - at Providence 2/19/16)  
 Points: 1 (15x - vs. Northeastern 3/12/16)  
 Multi-Point Games: N/A  
 Point Streak: 3 games (Jan. 31 - Feb. 7, 2015; 0-3-3)

**As a Senior**

**RIPLEY'S CAREER STATS**

Season	GP	G	A	Points	Shots	Shot%	Pen-Min	+/-	PPG	SHG	GWG
2014-15	42	2	6	8	32	.062	15-30	+4	0	0	1
2015-16	37	1	6	7	40	.025	18-47	+12	0	0	0
2016-17	38	0	0	0	26	.000	20-40	-4	0	0	0
2017-18	1	0	0	0	-	-	0-0	0	0	0	0
<b>TOTAL</b>	<b>118</b>	<b>3</b>	<b>12</b>	<b>15</b>	<b>-</b>	<b>-</b>	<b>53-117</b>	<b>+12</b>	<b>0</b>	<b>0</b>	<b>1</b>

<b>25</b>	<b>DYLAN MALMQUIST</b>	<b>JR.</b>	<b>FORWARD</b>
-----------	------------------------	------------	----------------



Edina, Minnesota  
Edina High School

**Career Highs**

Goals: 2 (4x - vs. Providence 3/11/17)  
 Assists: 2 (4x - vs. Alaska 1/1/17)  
 Points: 3 (3x - at Minnesota Duluth 10/15/16)  
 Multi-Point Games: 8  
 Point Streak: 2 games (6x - March 25-26, 2017)

**As a Junior**

- Missed the Alabama Huntsville series with a lower body injury.

**MALMQUIST'S CAREER STATS**

Season	GP	G	A	Points	Shots	Shot%	Pen-Min	+/-	PPG	SHG	GWG
2015-16	36	11	6	17	59	.186	7-25	+9	2	0	2
2016-17	40	10	14	24	68	.147	10-20	+6	3	0	3
<b>TOTAL</b>	<b>76</b>	<b>21</b>	<b>20</b>	<b>41</b>	<b>-</b>	<b>-</b>	<b>17-45</b>	<b>+15</b>	<b>5</b>	<b>0</b>	<b>5</b>

**26 CAM MORRISON** **SO** **FORWARD**



Aurora, Ontario  
Youngstown Phantoms (USHL)

**Career Highs**

Goals: 2 (vs. UMass Lowell 3/26/17)  
Assists: 2 (vs. Arizona State 10/7/16)  
Points: 2 (6x - vs. UMass Lowell 3/26/17)  
Multi-Point Games: 6  
Point Streak: 3 games (Dec. 3-31, 2016; 1-3-4)

**As a Sophomore**

- 

**MORRISON'S CAREER STATS**

Season	GP	G	A	Points	Shots	Shot%	Pen-Min	+/-	PPG	SHG	GWG
2016-17	40	12	12	24	83	.145	6-12	+5	5	0	1
2017-18	2	0	1	1	2	.000	0-0	-1	0	0	0
TOTAL	42	12	13	25	85	.141	6-12	+4	5	0	1

**27 BOBBY NARDELLA** **JR** **DEFENSEMAN**



Rosemont, Illinois  
Tri-City Storm (USHL)

**Career Highs**

Goals: 2 (vs. Arizona State 10/7/16)  
Assists: 2 (5x - at Maine 2/11/17)  
Points: 3 ((3x - at UMass 12/2/16)  
Multi-Point Games: 8  
Point Streak: 6 games (Jan 2-23, 2017; 2-10-12)

in the 4-0 game two win over the Chargers for a two-point weekend.

**As a Junior**

- Scored a power-play goal in Notre Dame's season-opening win over Alabama Huntsville (Oct. 6) and then added an assist

**NARDELLA'S CAREER STATS**

Season	GP	G	A	Points	Shots	Shot%	Pen-Min	+/-	PPG	SHG	GWG
2015-16	35	4	20	24	69	.058	9-18	+9	1	0	1
2016-17	34	7	14	21	84	.083	9-26	+5	4	0	1
2017-18	2	1	1	2	2	.500	3-6	0	1	0	0
TOTAL	71	12	35	47	155	.077	21-50	+14	6	0	2

<b>28</b>	<b>JACK JENKINS</b>	<b>JR</b>	<b>FORWARD</b>
-----------	---------------------	-----------	----------------



Lake Bluff, Illinois  
 Fargo Force (USHL)

**Career Highs**

Goals: 1 (9x - vs. UMass Lowell 3/17/17)  
 Assists: 1 (6x - vs. Providence 3/10/17)  
 Points: 2 (vs. Providence 3/10/17)  
 Multi-Point Games: 1  
 Point Streak: 3 games (March 10-26, 2017)

**As a Junior**

**JENKINS' CAREER STATS**

Season	GP	G	A	Points	Shots	Shot%	Pen-Min	+/-	PPG	SHG	GWG
2015-16	28	2	2	4	28	.071	1-2	-1	0	0	1
2016-17	36	7	5	12	88	.080	2-4	+1	0	0	2
2017-18	2	0	0	0	1	.000	0-0	+1	0	0	0
<b>TOTAL</b>	<b>66</b>	<b>9</b>	<b>7</b>	<b>16</b>	<b>117</b>	<b>.077</b>	<b>3-6</b>	<b>+1</b>	<b>0</b>	<b>0</b>	<b>3</b>

<b>29</b>	<b>BO BRAUER</b>	<b>SR</b>	<b>FORWARD</b>
-----------	------------------	-----------	----------------



Edina, Minnesota  
 Naniamo Clippers (BCHL)

**Career Highs**

Goals: 2 (vs. Arizona State 10/7/16)  
 Assists: 2 (vs. Providence 3/10/17)  
 Points: 2 (vs. Providence 3/10/17)  
 Multi-Point Games: 2  
 Point Streak: N/A

**As a Senior**

- Notched an assist in Notre Dame's 4-0 win over Alabama Huntsville (Oct. 7), which was his first game of the season.

**BRAUER'S CAREER STATS**

Season	GP	G	A	Points	Shots	Shot%	Pen-Min	+/-	PPG	SHG	GWG
2014-15	2	0	0	0	1	.000	1-2	0	0	0	0
2015-16	1	0	0	0	-	-	0-0	0	0	0	0
2016-17	26	3	2	5	12	.250	3-14	+3	1	0	0
2017-18	1	0	1	1	1	.000	0-0	+1	0	0	0
<b>TOTAL</b>	<b>30</b>	<b>3</b>	<b>3</b>	<b>6</b>	<b>-</b>	<b>-</b>	<b>4-16</b>	<b>+4</b>	<b>1</b>	<b>0</b>	<b>0</b>

<b>32</b>	<b>CALE MORRIS</b>	<b>SO</b>	<b>GOALTENDER</b>
-----------	--------------------	-----------	-------------------



Larkspur, Colorado  
Waterloo Black Hawks (USHL)

**Career Highs**

Saves: 25 (vs. Alabama Huntsville 10/6/17)  
Goals Against: 3 (vs. Alabama Huntsville 10/6/17)  
Shutouts: N/A


**As a Sophomore**

- Made 25 saves against Alabama Huntsville to earn the win in his first career start (Oct. 6).

**MORRIS'S CAREER STATS**

Goalie	GP-GS	Minutes	GA	GAAvg	Saves	Save%	W	L	T	Sho	PPG	SHG
2016-17	1-0	19:43	1	3.04	7	.875	0	0	0	0.0	0	0
2017-18	1-1	60:00	3	3.00	25	.893	1	0	0	0.0	1	0
TOTAL	2-1	79:43	4	3.01	32	.889	1	0	0	0.0	1	0

<b>33</b>	<b>NICK SANFORD</b>	<b>FR.</b>	<b>GOALTENDER</b>
-----------	---------------------	------------	-------------------



Morristown, New Jersey  
Boston Jr. Bruins (USPHL)

**Career Highs**

Goals: N/A  
Assists: N/A  
Points: N/A  
Multi-Point Games: N/A  
Point Streak: N/A

**In the USPHL**

Played in 40 games for the Jr. Bruins, recording a 16-8-0 record to go along with finishing the season with a 2.31 goals against average and a .924 save percentage.

Posted three shutouts on the season.

His 16 wins tied for third in the league, while his .924 save percentage ranked sixth and his three shutouts tied for first.

Earned USPHL Goaltender of the Week honors on December 5, 2016.

**SANFORD'S CAREER STATS**



Hockey Game Box Score (Final)
Alabama Huntsville vs #8 Notre Dame (Oct 06, 2017 at Notre Dame, Ind.)

Alabama Huntsville (0-1-0) vs. Notre Dame (1-0-0)
Date: Oct 06, 2017 • Location: Notre Dame, Ind. • Arena: Compton Family Arena
Attendance: 3885 • Start time: 7:35 PM • End time: 9:55 PM • Total time: 2:20

Table with columns: Prd, Time, Team, Scored by, Assists, Vis. on ice, Home on ice, Goals by Period, Shots by Period, Power Play Goals-Att (Sh), Penalties-Minutes by Prd, TEAM SUMMARY, GOALTENDERS, PENALTY SUMMARY.

Table with columns: Prd, Player, Team, MinOffense, Time, Prd, Player, Team, MinOffense, Time.

Win-Cale Morris (1-0-0). Loss-Jordan Uhelski (0-1-0).

Hockey Game Box Score (Final)
Alabama Huntsville vs #8 Notre Dame (Oct 07, 2017 at Notre Dame, Ind.)

Alabama Huntsville (0-2-0) vs. Notre Dame (2-0-0)
Date: Oct 07, 2017 • Location: Notre Dame, Ind. • Arena: Compton Ice Arena
Attendance: 3412 • Start time: 7:05 PM • End time: 9:17 PM • Total time: 2:12

Table with columns: Prd, Time, Team, Scored by, Assists, Vis. on ice, Home on ice, Goals by Period, Shots by Period, TEAM SUMMARY, Penalties-Minutes by Prd, GOALTENDERS, PENALTY SUMMARY.

Table with columns: Prd, Player, Team, MinOffense, Time, Prd, Player, Team, MinOffense, Time.

Win-Dylan St. Cyr (1-0-0). Loss-Mark Sinclair (0-1-0).

Referee's signature