

MOUNT ST. MARY'S MOUNTAINEERS

2017-18 Men's Basketball Game Notes



MOUNT ST. MARY'S		#14 NOTRE DAME	
Overall	NEC	Overall	ACC
0-1	0-0	Record	1-0
0-0	0-0	Home	0-0
0-1	0-0	Away	1-0
0-0	0-0	Neutral	0-0
219	-	ESPN BPI	5
270	-	KenPom	18

2017-18 Schedule/Results

Date	Opponent (TV)	Time/Result
Nov. 1	DELAWARE (Exhibition)	W, 84-82 (ot)
Nov. 4	HOOD (Exhibition)	W, 93-78
Nov. 10	^ at Marquette (FSW/MASN2)	L, 59-80
Nov. 13	^ at No. 14 Notre Dame (ACC)	7:00 p.m.
Nov. 15	at Georgetown (FOX2)	7:00 p.m.
Nov. 18	^ vs. North Florida	4:00 p.m.
Nov. 21	^ YORK (Pa.)	7:00 p.m.
Nov. 24	at Ohio	7:00 p.m.
Nov. 27	MORGAN STATE	7:00 p.m.
Dec. 2	LOYOLA (MASN)	4:00 p.m.
Dec. 5	at Pittsburgh (ACC)	7:00 p.m.
Dec. 9	at Lehigh	2:00 p.m.
Dec. 15	WASHINGTON (Md.)	7:30 p.m.
Dec. 18	at American	7:00 p.m.
Dec. 22	at Coppin State	7:00 p.m.
Dec. 29	* at Wagner	7:00 p.m.
Dec. 31	* at LIU Brooklyn	2:00 p.m.
Jan. 4	* BRYANT	7:00 p.m.
Jan. 6	* CENTRAL CONNECTICUT	4:00 p.m.
Jan. 11	* SACRED HEART	7:00 p.m.
Jan. 13	* at Saint Francis U	2:00 p.m.
Jan. 18	* at St. Francis Brooklyn	7:00 p.m.
Jan. 20	* at Fairleigh Dickinson	4:30 p.m.
Jan. 25	* LIU Brooklyn (CBSSN)	9:00 p.m.
Jan. 27	* ST. FRANCIS BROOKLYN	4:00 p.m.
Feb. 1	* at Robert Morris	7:00 p.m.
Feb. 3	* SAINT FRANCIS U	4:00 p.m.
Feb. 8	* at Central Connecticut	7:00 p.m.
Feb. 10	* at Bryant	1:00 p.m.
Feb. 15	* FAIRLEIGH DICKINSON	7:00 p.m.
Feb. 17	* at Sacred Heart	1:00 p.m.
Feb. 22	* ROBERT MORRIS (CBSSN)	7:00 p.m.
Feb. 24	* WAGNER	4:00 p.m.
Feb. 28	NEC Quarterfinals (at higher seed)	TBA
Mar. 3	NEC Semifinals (at higher seed)	TBA
Mar. 6	NEC Championship (at higher seed)	TBA

HOME GAMES IN CAPS * - Northeast Conference Game ! - NEC Tournament Game
 MASN - Mid-Atlantic Sports FSW - Fox Sports Wisconsin CBSSN - CBS Sports Network
 ACC - ACC Network Extra FOX 2 - Fox Sports 2 * - Maui Invitational

#MOUNTMAYHEM

MOUNT STORYLINES

▶ Mount St. Mary's opened the 2017-18 season with an 80-59 loss at Marquette on Friday night. Junior Robinson scored a team-high 20 points while adding six assists and four rebounds in the game. Freshman Donald Carey had 11 points in his Mountaineer debut. The Mount committed 12 first-half turnovers and shot just 7-of-28 (.250) from three-point range in the game.

▶ Mount St. Mary's was picked to finish in fourth place in the annual Northeast Conference Preseason Coaches Poll. Saint Francis U was tabbed as the preseason favorite, followed by Fairleigh Dickinson, Wagner, the Mount, Sacred Heart, LIU Brooklyn, Robert Morris, Bryant, Central Connecticut and St. Francis Brooklyn.

▶ Last season, the Mount posted a 20-16 overall record and a 14-4 mark in the Northeast Conference, winning the NEC regular season and tournament titles. The Mount defeated New Orleans, 67-66, in the NCAA First Four in Dayton before falling to top-seeded Villanova, 76-56, in the NCAA First Round in Buffalo, N.Y.






▶ Head coach Jamion Christian signed a multi-year contract extension in June. Christian, who has led the Mount to the NCAA Tournament twice in five years as head coach, is now signed through the 2026-27 season.

TRENDING

▶ Head coach Jamion Christian would like to see his team attempt 35 or more three-pointers per game this season. The Mount went 7-of-28 (.250) from beyond the arc in the season opener at Marquette after going 31-for-67 (.463) from beyond the arc in the Mount's two exhibition games.

▶ Junior Robinson, who averaged 14.1 points per game last season, scored a team-high 20 points in the Mount's season opener at Marquette. It was the 13th 20-point game of Robinson's career.

MOUNT ST. MARY'S PROBABLE STARTERS

Player	Position	Points	Rebounds	Assists	Minutes
 0 JUNIOR ROBINSON	Guard Sr. 5-5 150 Mebane, N.C. Eastern Alamance	20.0	4.0	6.0	35.0
Last Game: Finished with 20 points, six assists and four rebounds in season opening loss at Marquette Note: Named Preseason All-Northeast Conference by the league's head coaches.					
 3 JONAH ANTONIO	Guard Fr.-R1 6-5 180 Perth, Australia Sunrise Christian Acad. (Kan.)	8.0	5.0	1.0	37.0
Last Game: Had eight points in collegiate debut at Marquette. Note: Sat out the 2016-17 season as a redshirt.					
 10 DONALD CAREY	Guard Fr. 6-5 185 Upper Marlboro, Md. Frederick Douglass	11.0	3.0	2.0	29.0
Last Game: Posted 11 points and three rebounds in collegiate debut at Marquette. Note: Hit 3-of-5 overall and 2-of-4 from three-point range vs. the Golden Eagles.					
 1 BOBBY PLANUTIS	Forward Fr. 6-8 190 Hazelton, Pa. Hazelton/Bridgton Acad. (Maine)	5.0	4.0	1.0	21.0
Last Game: Tallied five points and four rebounds in collegiate debut at Marquette. Note: Scored the game-tying basket with 21 seconds left in regulation in the overtime exhibition win vs. Delaware.					
 54 RYAN GOMES	Center So. 6-10 240 Westminster, Md. Friends School	6.0	1.0	1.0	18.0
Last Game: Hit all three of his field goal attempts against Marquette. Note: Led the Mount in field goal percentage (.611) as a freshman.					

GAMEDAY INFO

Date	Monday, November 13, 2017
Tip Time	7:00 p.m.
Location	South Bend, Ind.
Arena (Capacity)	Purcell Pavilion (9,149)
Watch	ACC Network Extra
Radio	Mount Radio Network
Talent	Adam Pohl

SERIES INFO

Series	Notre Dame leads, 2-0
Last Mount Win	--
Last Notre Dame Win	ND 93, Mount 67 (12-9-14)
at Mount	0-0
at Notre Dame	0-2
at Neutral Site	0-0

THE NUMBERS

Category	Mount	Notre Dame
Record	0-1	1-0
Streak	L1	W1
Scoring Offense	59.0	72.0
Scoring Defense	80.0	58.0
Scoring Margin	-21.0	+14.0
Field Goal Pct.	.451	.472
Field Goal Pct. Defense	.509	.338
3-Point Pct.	.250	.444
3-Point Pct. Defense	.286	.227
Free Throw Pct.	.545	.625
Rebound Margin	-21.0	+4.0
Assists per Game	12.0	10.0
Turnovers per Game	16.0	19.0
Turnover Margin	-5.0	-5.0
Steals per Game	3.0	1.0
Blocks per Game	3.0	3.0

NCAA TOURNAMENT 1995, 1999, 2008, 2014, 2017

2017-18 MOUNT BASKETBALL ROSTER

No.	Name	Pos.	Ht./Wt.	Cl.	Hometown/High School
0	Junior Robinson	G	5-5/150	Sr.	Mebane, N.C./Eastern Alamance
1	Bobby Planutis	F	6-8/190	Fr.	Hazleton, Pa./Hazleton/Bridgton Academy (Maine)
2	Damon'te Moore	G	5-8/173	Fr.	Baltimore, Md./Dunbar
3	Jonah Antonio	G	6-5/180	Fr.-R	Perth, Australia/Sunrise Christian Acad. (Kan.)
4	James West IV	G	6-1/165	Fr.	Woodbridge, Va./Freedom
5	Chris Wray	F	6-8/205	Sr.	Shelby, N.C./Fishburne Military Acad.
10	Donald Carey	G	6-5/185	Fr.	Upper Marlboro, Md./Frederick Douglass
11	Ace Stallings	F	6-10/230	Fr.	Miami, Fla./Sidwell Friends School (D.C.)
12	Odri Dedolli	G	6-3/177	Fr.	Tirana, Albania/Montverde Academy (Fla.)
13	Omar Habwe	F	6-6/225	Fr.	Lexington, Va./St. James School (Md.)
14	Ross Young	F	6-7/196	Fr.	Atlanta, Ga./Sidwell Friends School (D.C.)
15	Brandon Leftwich	G	6-2/177	Fr.-R	Brooklyn, N.Y./Xaverian
22	Nana Opoku	F	6-8/186	Fr.	Woodbridge, Va./Potomac
23	Greg Alexander	G	6-5/205	Sr.	Hampton, Va./Kecoughtan
30	Jack Vukelich	F	6-9/210	Fr.-R	Mechanicsburg, Pa./Trinity
54	Ryan Gomes	C	6-10/240	So.	Westminster, Md./Friends School

COACHING STAFF

Head Coach: Jamion Christian (Mount St. Mary's '04, 6th Season)
Assistant Coach: Will Holland (Mount St. Mary's '10, 2nd Season)
Assistant Coach: Graham Bousley (Wisconsin '12, 2nd Season)
Assistant Coach: Julian Boatner (William & Mary '14, 2nd Season)
Dir. of Scouting and Analytics: Harley Fuller (Excelsior College, 1st Season)
Graduate Assistant: Mike Wolf (William Peace '15, 1st Season)
Strength & Conditioning Coach: Brendan O'Leary (3rd Season)
Athletic Trainer: Mark Myers (2nd Season)

PRONUNCIATION GUIDE

Jamion Christian	JAY-me-in Christian
Odri Dedolli	oh-dree da-dole-ee
Omar Habwe	hobb-way
Nana Opoku	oh-poe-koo
Bobby Planutis	Pla-NOO-tis
Chris Wray	Ray
Jack Vukelich	VOO-ka-litch
Ryan Gomes	Gomes (rhymes with homes)



2017-18 TV CHART



0 **Junior Robinson**
G, 5-5, 150, Senior
Mebane, N.C.



1 **Bobby Planutis**
F, 6-8, 190, Freshman
Hazleton, Pa.



2 **Damon'te Moore**
G, 5-8, 173, Freshman
Baltimore, Md.



3 **Jonah Antonio**
G, 6-5, 180, Freshman-R
Perth, Australia



4 **James West IV**
G, 6-1, 165, Freshman
Woodbridge, Va.



5 **Chris Wray**
F, 6-8, 205, Senior
Shelby, N.C.



10 **Donald Carey**
G, 6-5, 185, Freshman
Upper Marlboro, Md.



11 **Ace Stallings**
F, 6-10, 230, Freshman
Miami, Fla.



12 **Odri Dedolli**
G, 6-3, 177, Freshman
Tirana, Albania



13 **Omar Habwe**
F, 6-6, 225, Freshman
Lexington, Va.



14 **Ross Young**
F, 6-7, 195, Freshman
Atlanta, Ga.




15 **Brandon Leftwich**
G, 6-2, 177, Freshman-R
Brooklyn, N.Y.



22 **Nana Opoku**
F, 6-8, 186, Freshman
Woodbridge, Va.



23 **Greg Alexander**
G, 6-5, 205, Senior
Hampton, Va.



30 **Jack Vukelich**
F, 6-9, 210, Freshman-R
Mechanicsburg, Pa.



54 **Ryan Gomes**
C, 6-10, 240, Sophomore
Westminster, Md.



HC **Jamion Christian**
6th Season
Mount St. Mary's '04

NCAA TOURNAMENT 1995, 1999, 2008, 2014, 2017



MOUNT ST. MARY'S ATHLETIC COMMUNICATIONS

Mark Vandergriff, Assistant AD for Communications/Men's Basketball Contact
Email: vandergriff@msmary.edu O: 301.447.5384 C: 717.357.3326

16300 Old Emmitsburg Rd.
Emmitsburg, MD 21727

UNIVERSITY INFORMATION

Mount St. Mary's University
Emmitsburg, Md.

Founded.....1808
Enrollment.....2,131
Nickname.....Mountaineers, The Mount
School Colors.....Blue and White
Affiliation.....NCAA Division I
Conference.....Northeast
Interim President.....Dr. Timothy Trainor
Director of Athletics.....Lynne Robinson
Athletic Dept. Phone.....301-447-5296
Ticket Office Phone.....301-447-5700
Website.....www.mountathletics.com

HEAD COACH - JAMION CHRISTIAN

Seasons.....6th Season
Overall Record.....83-82
Record at MSM.....83-82
NEC Record.....55-33
NEC Tournament Record.....9-3

KNOTT ARENA

Opened.....Nov. 28, 1987
Season.....31st
Capacity.....3,121
Student Section.....Mount Maniacs
Record at Knott Arena.....230-147 (.610)
Christian's Record at Knott Arena.....49-16 (.754)

ALL-TIME RECORD

- ▶ 109th season of basketball
- ▶ Years: 1908 to present
- ▶ Overall Record: 1498-1086 (.580)
- ▶ NEC Record: 254-246 (.508)
- ▶ NCAA Tournament Record: 2-4
- ▶ NEC Tournament Record: 27-16

NEC REGULAR SEASON TITLES

1996, 2017

NEC TOURNAMENT TITLES

1995, 1999, 2008, 2014, 2017

NCAA TOURNAMENT HISTORY

Division I

Appearances (5): 1995, 1999, 2008, 2014, 2017

Division II

Appearances (14): 1957, 1961, 1962, 1963, 1967, 1969, 1970,

1979, 1980, 1981, 1982, 1985, 1986, 1987

Final Four (5): 1957, 1961, 1962, 1981, 1985

National Championship (1): 1962

NIT TOURNAMENT HISTORY

Appearances (1): 1996

▶ MOUNT MAYHEM IN A NUTSHELL

◆ Mount St. Mary's head coach Jamion Christian refers to his team's style of play as "Mount Mayhem". This style features a pressing defense that also focuses on limiting three-pointers while having an offense that utilizes the three-point basket.

▶ THREE-POINT OFFENSE

◆ During Christian's tenure, 41.3 percent of the Mount's shot attempts have been from three-point range while 34.1 percent of the scoring has been from three-point field goals.

◆ Each of the Mount's top four single-season marks for three-point field goal attempts have been under Jamion Christian. In addition, four of the top five single-season records for three-pointers made have been over the past four seasons, including a school-record 296 in 2013-14.

Three-Pointers the Past Four Seasons

Season	3FGM	3FGA	Pct.	Pct. of Shots
2016-17	261 (3)	730 (3)	.358	36.9
2015-16	226 (6)	713 (3)	.317	36.2
2014-15	228 (5)	691 (4)	.330	42.0
2013-14	296 (1)	834 (1)	.355	43.4
2012-13	274 (2)	811 (2)	.338	44.7

() - Mount Single-Season Rank

▶ PRESSING DEFENSE

◆ The Mountaineers have ranked in the top 25 in the nation in defensive turnover percentage in three of Christian's five seasons. The Mount forced a turnover on 21.6 percent of its defensive possessions last year, good for 23rd in the nation. The Mount was third in the country in 2015-16 in defensive turnover percentage and 18th in 2012-13.

▶ MORE ON THE THREE-POINT BASKET

◆ During Jamion Christian's coaching tenure, the Mountaineers have made 450 more three-pointers than the opponent, an average of 2.73 per game.

◆ Under Christian, Mount opponents are averaging just 5.1 three-pointers made and 14.7 three-point attempts per game.



THE ALL-TIME SERIES vs. NOTRE DAME

▶ Mount St. Mary's is 0-2 all-time against Notre Dame with both meetings coming at Purcell Pavilion.

▶ In the last meeting, the Mount fell to #25 Notre Dame, 93-67, on December 9, 2014. Zach Auguste, Steve Vasturia and Jerian Grant each scored 19 points for Notre Dame in the win. Notre Dame, the top shooting team in the nation entering the game, hit 59.0 percent from the floor in the game. Chris Martin led the Mount with 19.

SERIES QUICK FACTS

Overall.....Notre Dame leads, 2-0
at Notre Dame.....0-2
at Mount.....0-0
at Neutral Site.....0-0
First Meeting.....Notre Dame 78, Mount 64 (11/29/03)
Christian vs. Notre Dame.....0-1

Most Mount Points.....67 (12/9/14)
Most Notre Dame Points.....93 (12/9/14)
Fewest Mount Points.....64 (11/29/03)
Fewest Notre Dame Points.....78 (11/29/03)
Current Streak.....L2
Longest Mount Streak.....
Longest Notre Dame Streak.....W2
In Overtime.....0-0

GAME BY GAME

DATE	SITE	W/L	SCORE
11-29-03	A	L	64-78
12-9-14	A	L	67-93

Notre Dame leads, 1-0

Home: 0-0 * Away: 0-2 * Neutral: 0-0

► MOUNT UPDATE

◆ Mount St. Mary's opened the 2017-18 season with an 80-59 loss at Marquette on Friday night. Junior Robinson scored 20 points while dishing out six assists in the game. Freshman Donald Carey added 11 points in the loss. The Mount committed 12 first-half turnovers and trailed 48-27 at the half.

◆ The Mountaineers had three freshmen (Donald Carey, Jonah Antonio and Bobby Planutis) in the starting lineup. The last time the Mount had three freshmen in the starting lineup was when Junior Robinson, Charles Glover and Chris Wray started at Saint Francis U on Feb. 26, 2015.

► ABOUT NOTRE DAME

◆ Notre Dame opened the season with a 72-58 win at DePaul on Saturday afternoon.

◆ Sophomore T.J. Gibbs led Notre Dame with a career-high 21 points, while seniors Bonzie Colson and Matt Farrell scored 18 and 15, respectively.

◆ Notre Dame won all three of their exhibition games with victories over Holy Cross (97-57), Bethel (Ind.) (88-59) and Cardinal Stritch (90-46).

► MOUNT vs. RANKED OPPONENTS

◆ Mount St. Mary's is 1-28 all-time against ranked opponents. The Mount's last game against a ranked team was a 76-56 loss to #1 Villanova in the 2017 NCAA Tournament in March. The Mount trailed 30-29 at the half in that game.

◆ The Mount's win came at No. 21 Georgia Tech on Dec. 18, 1995. Jeff Balistrere hit a game-winning lay-up at the buzzer to send the Mount to the win.

◆ Head coach Jamion Christian is 0-10 all-time against ranked opponents, including games against No. 1 Villanova, No. 6 Indiana, No. 1 Michigan State, No. 2 Arizona and No. 3 Maryland.

The Mount vs. Ranked Opponents

Date	Opponent	Result
Mar. 16, 2017	#1 Villanova 76, Mount St. Mary's 56	
Nov. 26, 2016	#25 Michigan 64, Mount St. Mary's 47	
Nov. 14, 2016	#20 Iowa State 73, Mount St. Mary's 55	
Nov. 11, 2016	#20 West Virginia 87, Mount St. Mary's 59	
Nov. 21, 2015	#10 Gonzaga 101, Mount St. Mary's 56	
Nov. 13, 2015	#3 Maryland 80, Mount St. Mary's 56	
Dec. 9, 2014	#25 Notre Dame 93, Mount St. Mary's 67	
Nov. 14, 2014	#2 Arizona 78, Mount St. Mary's 55	
Nov. 29, 2013	#1 Michigan State 98, Mount St. Mary's 65	
Dec. 19, 2012	#6 Indiana 93, Mount St. Mary's 54	
Nov. 11, 2011	#22 Marquette 91, Mount St. Mary's 37	
Nov. 30, 2009	#18 Georgetown 83, Mount St. Mary's 62	
Nov. 14, 2009	#17 Oklahoma 95, Mount St. Mary's 71	
Dec. 20, 2008	#15 Georgetown 69, Mount St. Mary's 58	

Mar. 21, 2008	#1 North Carolina 113, Mount St. Mary's 74
Jan. 4, 2005	#22 Maryland 89, Mount St. Mary's 56
Nov. 29, 2003	#21 Notre Dame 78, Mount St. Mary's 64
Jan. 5, 2003	#7 Texas 80, Mount St. Mary's 64
Nov. 16, 2000	#18 Wake Forest 108, Mount St. Mary's 61
Dec. 29, 1999	#22 Oklahoma 94, Mount St. Mary's 41
Mar. 12, 1999	#2 Michigan State 76, Mount St. Mary's 53
Nov. 22, 1997	#23 Maryland 102, Mount St. Mary's 74
Dec. 21, 1996	#10 Villanova 91, Mount St. Mary's 66
Dec. 18, 1995	Mount St. Mary's 71, #21 Georgia Tech 69
Nov. 25, 1995	#11 Wake Forest 75, Mount St. Mary's 62
Mar. 16, 1995	#2 Kentucky 113, Mount St. Mary's 67
Dec. 20, 1993	#14 Georgia Tech 79, Mount St. Mary's 62
Dec. 1, 1961	#5 Providence 65, Mount St. Mary's 59
Dec. 19, 1951	#18 Villanova 97, Mount St. Mary's 64
Dec. 18, 1950	#18 Villanova 92, Mount St. Mary's 61

► THE MOUNT vs. THE ATLANTIC COAST CONFERENCE

◆ Mount St. Mary's is 0-18 all-time against the Big East Conference. The Mount's last meeting against a Big East opponent was a 76-56 loss to #1 Villanova in First Round of the NCAA Tournament last year.

◆ The Mount is 0-16 on the road against Big East opponents, and has face a ranked Big East squad six times (0-6). The Mount is 0-4 vs. Villanova, 0-3 vs. Georgetown, 0-3 vs. Pittsburgh, 0-2 vs. Seton Hall, 0-2 vs. Virginia Tech, 0-1 vs. Cincinnati, 0-1 vs. Marquette, 0-1 vs. Notre Dame and 0-1 vs. West Virginia.

◆ Mount St. Mary's will face another Big East team when it plays at Georgetown on Wednesday, Nov. 15.

The Mount vs. The Atlantic Coast Conference

Date	Opponent	Result
Dec. 9, 2014	at Notre Dame	L, 67-93
Nov. 26, 2014	at Wake Forest	L, 49-83
Dec. 7, 2011	at Maryland	L, 74-77
Jan. 2, 2011	at Virginia Tech	L, 34-99
Nov. 17, 2008	at Virginia Tech	L, 57-62
Mar. 21, 2008	vs. #1 North Carolina	L, 74-113
Dec. 28, 2006	at Maryland	L, 50-91
Dec. 16, 2006	at N.C. State	L, 65-80
Jan. 4, 2005	at #22 Maryland	L, 53-85
Nov. 18, 2005	at Virginia Tech	L, 62-74
Jan. 3, 2004	at Maryland	L, 56-89
Nov. 23, 2003	at Virginia	L, 71-80
Nov. 22, 2002	at N.C. State	L, 60-84
Nov. 16, 2000	at #18 Wake Forest	L, 61-108
Dec. 30, 1998	at Georgia Tech	L, 74-80
Nov. 22, 1997	at #23 Maryland	L, 74-102
Dec. 18, 1995	at #21 Georgia Tech	W, 71-69
Nov. 25, 1995	at #11 Wake Forest	L, 62-75
Dec. 22, 1993	at Florida State	L, 81-108

Dec. 20, 1993	at #14 Georgia Tech	L, 62-79
Jan. 2, 1992	at Wake Forest	L, 65-76
Dec. 8, 1990	at N.C. State	L, 104-114
Nov. 23, 1990	at Maryland	L, 53-83
Jan. 8, 1987	Maryland	L, 54-82

► NEW FACES

◆ Head coach Jamion Christian definitely has a lot of new faces in the locker room this season as the roster features three seniors, a sophomore, and 12 freshmen.

◆ The Mountaineers had three freshmen (Donald Carey, Jonah Antonio and Bobby Planutis) in the starting lineup. The last time the Mount had three freshmen in the starting lineup was when Junior Robinson, Charles Glover and Chris Wray started at Saint Francis U on Feb. 26, 2015.

◆ Ace Stallings, Omar Habwe and Brandon Leftwich also made their collegiate debut against Marquette.

► INSIDE THE NUMBERS (EXHIBITION GAMES)

◆ Mount St. Mary's averaged 88.5 points in exhibition wins over Delaware and Hood College.

◆ The Mountaineers were hot from three-point range, shooting 31-of-67 (.463) in the two games. The Mount went 14-of-36 (.389) against Delaware, and then 17-of-31 (.548) against Hood. The Mount went 15-of-23 (.652) from three-point range in the first half of the win over Hood.

◆ Junior Robinson averaged 32.5 points and 6.0 assists in the two games, shooting 50.0 percent (18-of-36) from the field, 57.1 percent (12-of-21) from three-point range, and 77.3 percent (17-of-22) at the charity stripe.

◆ Greg Alexander averaged 16.0 points and 6.5 rebounds off the bench in the two wins, hitting 7-of-14 (.500) from three-point range.

◆ Freshmen Jonah Antonio (11.5 ppg) and Donald Carey (11.0 ppg, 5.5 apg, 5.0 rpg) also averaged double figures in the two

► THE STAKES

A Mount win would...

...Give the Mount its first win over a ranked opponent since a 71-69 victory at #21 Georgia Tech on Dec. 18, 1995.

...Give the Mount a 7-26 record in November under head coach Jamion Christian.

A Mount loss would...

...Give the Mount a 1-24 record all-time against ranked opponents.

...Give the Mount an 0-2 start to the season for the fifth consecutive season.

► UP NEXT

The Mountaineers travel to Washington, D.C. to face Georgetown on Wednesday, November 15.

THE LAST TIME IT HAPPENED

LAST TIME A MOUNTAINEER PLAYER...

Scored 20+ Points	Junior Robinson (20)	11/10/17	at Marquette
Scored 25+ Points	Elijah Long (29)	2/18/17	at Fairleigh Dickinson
Scored 30+ Points	Julian Norfleer (31)	1/3/14	at Norfolk State
Scored 35+ Points	Sam Prescott (44)	2/14/13	Bryant
Scored 40+ Points	Sam Prescott (44)	2/14/13	Bryant
Led Scoring off Bench	Will Miller (16)	12/22/16	Coppin State
Grabbed 15+ Rebounds	Mawdo Sallah (15)	12/7/16	UMBC
Grabbed 10+ Rebounds	Miles Wilson (11)	3/14/17	vs. New Orleans
Had 10+ Assists	Elijah Long (12)	1/12/17	Fairleigh Dickinson
Had 15+ assists	Riley Inge (15)	1/8/94	Robert Morris
Had double-double	Miles Wilson (17/11)	3/14/17	vs. New Orleans
Had pts/rebs double-double	Miles Wilson (17/11)	3/14/17	vs. New Orleans
Had pts/ast double-double	Elijah Long (14/12)	1/12/17	Fairleigh Dickinson
Had 5+ blocks	Mawdo Sallah (6)	2/4/17	Central Connecticut
Had 10+ blocks	Garben Van Dorpe (10)	1/11/96	Rider
Had 5+ steals	Elijah Long (5)	1/12/17	Fairleigh Dickinson
Had 10+ steals	Durrelle Lewis (10)	12/28/79	Glassboro State
Played 40 mins. (reg.)	Junior Robinson (40)	3/14/17	vs. New Orleans
	Miles Wilson (40)	3/14/17	vs. New Orleans
Played 50+ mins.	Chris Vann (53)	1/4/07	at LIU Brooklyn
	Jeremy Goode (50)	1/4/07	at LIU Brooklyn
Played 55+ mins.	Landy Thompson (55)	2/2/04	at Central Connecticut
Played 60+ mins.	Dave Samuels (60)	3/9/62	vs. Albright
	Dick Talley (60)	3/9/62	vs. Albright
	John O'Reilly (60)	3/9/62	vs. Albright
	Ed Pfeiffer (60)	3/9/62	vs. Albright
	Dave Maloney (60)	3/9/62	vs. Albright

LAST TIME THE MOUNTAINEERS...

Scored 100+ points	Mount 103, Norfolk State 84	1/3/14
Scored 90+ points	Mount 95, LIU Brooklyn 92	2/1/14
Allowed 100+ points	Gonzaga 101, Mount 56	11/21/15
Allowed 90+ points	Lehigh 90, Mount St. Mary's 71	12/10/16
Allowed less than 50 points	Mount 48, Robert Morris 47	1/26/17
Shot 60 percent or better	68.1 (32-of-47) vs. Coppin State	12/22/16
Shot 50 percent or better	53.2 (25-of-47) vs. New Orleans	3/14/17
Blocked 10 shots	10 vs. Saint Francis U	1/14/17
Had 5 or fewer turnovers	4 at Bryant	1/5/17
Forced 20 turnovers	25 vs. Robert Morris	1/26/17
Won by 30+ points	Mount 82, Central Connecticut 51	1/8/15
Won by 40+ points	Mount 80, Widener 33	1/21/88
Won by 50+ points	Mount 109, Pitt-Johnstown 59	2/18/87
Won 5 in a row	Feb. 25, 2017 to Mar. 14, 2017 (5 games)	
Won 10 in a row	Jan. 28, 2010 thru Mar. 7, 2010 (11 Games)	
Won 15 in a row	Jan. 20, 1996 thru Mar. 1, 1996 (15 Games)	
Won 20 in a row	Feb. 12, 1957 thru Mar. 13, 1957 (21 games)	
Five players in double figures	at Sacred Heart	1/19/17
Two players with double-double	Rashad Whack/Julian Norfleer vs. FDU	1/30/14
Two players with 10+ ast. same game	Riley Inge/Chris McGuthrie vs. St. Francis BK	2/11/95
Two players with 10+ rebs. same game	Pat Atangana/Angel Rivera vs. FDU	1/26/02
Two players with 20+ points same game	Elijah Long/Junior Robinson vs. SFU	3/7/17

games.

- ◆ Mount opponents averaged 80.0 points in the two games, shooting 43.6 percent overall, but 50.0 percent (21-of-42) from three-point range.
- ◆ Mount St. Mary's averaged 16.5 assists per game in the two exhibitions.

▶ NEC PRESEASON POLL

- ◆ Mount St. Mary's was picked to finish in fourth place in the annual Northeast Conference Preseason Coaches Poll.
- ◆ Saint Francis U was tabbed as the preseason favorite, followed by Fairleigh Dickinson, Wagner, the Mount, Sacred Heart, LIU Brooklyn, Robert Morris, Bryant, Central Connecticut and St. Francis Brooklyn.
- ◆ The Preseason All-NEC team included the Mount's Junior Robinson along with Darian Anderson (Fairleigh Dickinson), Isaiah Blackmon (Saint Francis U), Keith Braxton (Saint Fran-

cis U) and Joseph Lopez (Sacred Heart).

2017-18 NEC Preseason Coaches Poll

1. Saint Francis U (9)
2. Fairleigh Dickinson (1)
3. Wagner
4. Mount St. Mary's
5. Sacred Heart
6. LIU Brooklyn
7. Robert Morris
8. Bryant
9. Central Connecticut
10. St. Francis Brooklyn

* First place votes in ().

▶ 2016-17 RECAP

- ◆ Mount St. Mary's posted a 20-16 overall record and a 14-4 mark in the Northeast Conference last season. After starting the season with a 1-11 record, the Mount rebounded to advance to the NCAA Division I Tournament for the fifth time in program history.
- ◆ The Mountaineers finished with a 14-4 record in NEC play, capturing the school's first NEC regular season title since 1995-96. The regular season title gave the Mount home-court advantage in the NEC Tournament, and the Mountaineers defeated Sacred Heart, Robert Morris and Saint Francis U to win the NEC Tournament title.
- ◆ The Mount defeated New Orleans, 67-66, in the NCAA First Four in Dayton, Ohio, to earn a spot in the NCAA First Round. There, the Mount gave top-seeded Villanova all it could handle in a 76-56 loss. The Mountaineers led the majority of the first half, and trailed 30-29 at the break.

▶ CHRISTIAN NAMED NEC COACH OF THE YEAR

- ◆ Head coach Jamion Christian was named the Northeast Conference Jim Phelan Coach of the Year last season. Christian guided the Mount to its first NEC regular season title in 21 seasons. After a 1-11 start, the Mount won 15 of the final 19 games to finish the regular season with a 16-15 record and a 14-4 mark in the Northeast Conference.
- ◆ It has been 21 years since the Mount has had a NEC Coach of the Year as well. Jim Phelan, the award's namesake, took home NEC Coach of the Year honors in 1995-96 after leading the Mount to a 21-7 record, the NEC regular season title (16-2 in league play) and an NIT bid.

▶ JUNIOR MOVING UP CAREER CHARTS

- ◆ Senior guard Junior Robinson continues to climb the Mount's scoring charts. The 5-5 Robinson moved into 28th on the Mount's all-time scoring list with his 20-point effort at Marquette. Robinson now has 1,189 career points, which

is good for ninth on the Mount's all-time list since moving to NCAA Division I in 1988-89.

- ◆ Robinson is also 13th all-time at the Mount with 152 three-point field goals made, and is 15th with 309 career assists.

◆ Robinson, who led the Northeast Conference in free throw percentage at 86.8 percent last year, is now second all-time at the Mount in career free throw percentage, making 83.3 percent (269-323) at the charity stripe in his career.

Mount Career Scoring Leaders

Rk.	Player	GP	Pts.	Years
25.	Sal Angelo	77	1,238	1952-55
26.	Michael Watson	110	1,226	1991-95
27.	Francis Clarke	83	1,224	1943-44; 46-49
28.	Junior Robinson	100	1,189	2014-pres.
29.	Alex Watson	108	1,182	1987-91

Mount Career Assist Leaders

Rk.	Player	GP	Ast.	Years
11.	George Young	110	369	1982-86
12.	Cliff Warren	108	354	1986-90
13.	Chris Sumner	112	348	2002-06
14.	Landy Thompson	113	322	2002-06
15.	Junior Robinson	100	309	2014-pres.

Mount Career 3-Point FGM Leaders

Rk.	Player	GP	3FGM	Years
10.	Chris Vann	99	164	2004-08
11.	Will Holland	121	162	2006-10
12.	BK Ashe	92	155	2013-16
13.	Junior Robinson	100	152	2014-pres.

Mount Career Free Throw Leaders (min. 150 att.)

Rk.	Player	Pct.	FTM-A	Years
1.	Mark Scallion	84.8	228-269	1983-87
2.	Junior Robinson	83.3	269-323	2014-pres.
3.	Jean Cajou	81.9	263-321	2007-11
4.	Jerry Savage	81.8	233-285	1957-61
5.	John Miller	80.8	185-229	1988-91

▶ HOME SWEET HOME

- ◆ Mount St. Mary's has made Knott Arena one of the toughest places to play in the Northeast conference.
- ◆ The Mountaineers finished the 2016-17 with an 11-4 record at home, and are 49-16 (75.4 percent) at home under head coach Jamion Christian. The Mount is 33-11 (75.0 percent) in NEC regular season home games during Christian's tenure.
- ◆ Over the past 10 seasons, the Mountaineers are 84-35 (70.6 percent) at home, including a 57-22 (72.2 percent) mark in NEC regular season games.

2017-18 Northeast Conference Standings

Team	NEC	Pct.	Overall	Pct.
Wagner	0-0	.000	1-0	1.000
Mount St. Mary's	0-0	.000	0-1	.000
Bryant	0-0	.000	0-1	.000
Central Connecticut	0-0	.000	0-1	.000
Fairleigh Dickinson	0-0	.000	0-1	.000
LIU Brooklyn	0-0	.000	0-1	.000
Robert Morris	0-0	.000	0-1	.000
Saint Francis U	0-0	.000	0-1	.000
St. Francis Brooklyn	0-0	.000	0-1	.000
Sacred Heart	0-0	.000	0-1	.000

Upcoming Games

Friday, November 10

Marquette 80, Mount St. Mary's 59
 Holy Cross 69, Sacred Heart 64
 #23 Seton Hall 90, Fairleigh Dickinson 68
 Tulane 102, LIU Brooklyn 96
 Ohio State 95, Robert Morris 64
 Georgia 79, Bryant 54
 Hartford 85, Central Connecticut 84 (ot)

Saturday, November 11

Wagner 60, NJIT 49
 #22 St. Mary's 85, Saint Francis U 68
 Duquesne 80, St. Francis Brooklyn 70

Sunday, November 12

Central Connecticut at Rutgers, 2:30 pm
 Fairleigh Dickinson at Penn State, 5 pm

Monday, November 13

Mount St. Mary's at #14 Notre Dame, 7 pm
 LIU Brooklyn at Fordham, 7 pm
 Wagner at Missouri, 9 pm
 Robert Morris at Grand Canyon, 9 pm
 Saint Francis U at San Francisco, 10 pm

Tuesday, November 14

Central Connecticut at St. John's, 6:30 pm
 Sacred Heart at Boston College, 7 pm
 Bryant at NC State, 7 pm

Wednesday, November 15

Mount St. Mary's at Georgetown, 7 pm
 New Rochelle at LIU Brooklyn, 7 pm
 FDU-Florham at Fairleigh Dickinson, 7 pm
 St. Francis Brooklyn at Manhattan, 7 pm
 Robert Morris at San Diego, 10 pm

- ◆ The Mount has posted a winning record at Knott Arena in 11 of the past 12 seasons. Overall, the Mount has had a .500 or better record at home in 25 of the 30 seasons played at Knott Arena.

THE MOUNT IN NOVEMBER

- ◆ The month of November has not been kind to Mount St. Mary's over the years. The Mount is just 22-90 all-time in games played in November since moving to NCAA Division I in 1988-89.
- ◆ The Mount is 12-10 at home, 8-75 on the road and 2-5 at a neutral site in November in the D1 era.
- ◆ Head coach Jamion Christian is 6-26 all-time in November games, going 3-1 at home, 3-24 on the road and 0-1 at a neutral site.
- ◆ The Mountaineers went 22-9 in November prior to the move to NCAA Division I.

THE MOUNT AND THE NCAA TOURNAMENT

- ◆ Mount St. Mary's has advanced to the NCAA Division I Tournament on five occasions, including last season. The Mountaineers have been a No. 16 seed in each of their five NCAA Appearances.
- ◆ Mount St. Mary's made 14 appearances in the NCAA Division II Tournament, advancing to the Division II Final Four five times (1957, 1961, 1962, 1981, 1985). The Mount won the College Division (now DII) title in 1962 with a 58-57 victory over Sacramento State.

Mount St. Mary's All-Time NCAA Tournament Games

Date	Opponent	Round	Score
3-16-95	vs. #1 Kentucky	First	L, 67-113
3-12-99	vs. #1 Michigan State	First	L, 53-76
3-18-08	vs. #16 Coppin State	Opening	W, 69-60
3-21-08	vs. #1 North Carolina	First	L, 74-113
3-18-14	vs. #16 Albany	Opening	L, 64-71
3-14-17	vs. #16 New Orleans	Opening	W, 67-66
3-16-17	vs. #1 Villanova	First	L, 56-76

OVERALL RECORD: 2-5

times (1955, 1959, 2006, 2014 and 2017), to earn the league's automatic bid to the NCAA Tournament. The Mount won the NEC regular season title in 2017 and 1996, advancing to the NIT in 1996.

- ◆ Mount St. Mary's is 254-246 all-time in NEC regular season games, including 152-98 at home and 102-148 on the road.

NON-CONFERENCE SCHEDULE

- ◆ The Mount has always played a difficult non-conference schedule under head Jamion Christian, and this season is no different. The Mount opens the 2017-18 season with games at Marquette, Notre Dame and Georgetown.

THE MOUNT BY POSSESSION

GAME	Offense PPP	Defense PPP
at Marquette	0.87	1.18
at Notre Dame		
at Georgetown		
vs. North Florida		
YORK		
at Ohio		
MORGAN ST.		
LOYOLA		
at Pittsburgh		
at Lehigh		
WASHINGTON (Md.)		
at American		
at Coppin State		
at Wagner		
at LIU Brooklyn		
BRYANT		
CENTRAL CONNECTICUT		
SACRED HEART		
at Saint Francis U		
at St. Francis Brooklyn		
at Fairleigh Dickinson		
LIU BROOKLYN		
ST. FRANCIS BROOKLYN		
at Robert Morris		
SAINT FRANCIS U		
at Central Connecticut		
at Bryant		
FAIRLEIGH DICKINSON		
at Sacred Heart		
ROBERT MORRIS		
WAGNER		

OVERALL

Mount offensive high - 0.87 at Marquette (11/10/17)
 Mount offensive low - 0.87 at Marquette (11/10/17)

Mount defensive high - 1.18 at Marquette (11/10/17)
 Mount defensive low - 1.18 at Marquette (11/10/17)

NEC PLAY

Mount offensive high -
 Mount offensive low -

Mount defensive high -
 Mount defensive low -

THE MOUNT'S RECORD WHEN

	Under Christian	2017-18
Ahead at the half	59-17	0-0
Behind at the half	20-61	0-1
Tied at the half	4-3	0-0
FG% of .450 or more	47-10	0-1
FG% less than .450	36-72	0-0
Better FG% than opponent	47-10	0-0
Worse/Same FG% than opp.	36-72	0-1
Opponent FG% .450 or more	41-60	0-1
Opponent FG% less than .450	42-22	0-0
3FG% of 40% or higher	37-8	0-0
3FG% less than 40%	46-74	0-1
Try 25 or more 3FGs	26-35	0-1
Try less than 25 3FGs	57-47	0-0
Make 10+ 3FGs	22-16	0-0
Make 6-10 3FGs	39-49	0-1
Make 5 or less 3FGs	22-17	0-0
Try at least 20 FTs	42-21	0-0
Try fewer than 20 FTs	41-60	0-0
Outrebound opponent	32-7	0-0
Tied or outrebounded	51-75	0-1
Same or fewer TDs than opp.	65-53	0-0
More TDs than opponent	18-29	0-1
Force 17+ turnovers	31-25	0-0
Commit 10 or less turnovers	29-22	0-0
Score fewer than 50 points	2-8	0-0
Score 50-59 points	4-28	0-1
Score 60-69 points	16-22	0-0
Score 70-79 points	37-21	0-0
Score 80-89 points	21-3	0-0
Score 90 or more points	4-0	0-0
Allow fewer than 50 points	7-1	0-0
Allow 50-59 points	15-5	0-0
Allow 60-69 points	30-13	0-0
Allow 70-79 points	23-36	0-0
Allow 80-89 points	7-15	0-1
Allow 90 or more points	1-12	0-0
Overtime	4-6	0-0
vs. AP top 25 opponents	0-10	0-0
Home games	49-16	0-0
Road games	33-63	0-1
Neutral site games	1-3	0-0
Day games	39-25	0-0
Night games	44-57	0-1
Televised games	21-35	0-0
Games Decided by...		
3 points or less	12-12	0-0
5 points or less	12-11	0-0
6-10 points	27-21	0-0
11-19 points	23-12	0-0
20 or more points	9-26	0-1

◆ In part due to the tough schedules, the Mount has struggled in non-conference play since moving to NCAA Division I, posting a record of 82-207 (.284).

◆ Playing on the road in non-conference action has been a challenge as the Mountaineers are 27-153 (.150) on the road in non-conference games since 1988. Mount St. Mary's is 48-40 (.545) at home and 7-14 (.333) on a neutral court over that time. The Mount is 7-57 (.109) over its past 64 non-conference road games.

◆ The Mount has had just one winning season in non-conference play at the Division I level. The 2002-03 team went 5-4 in non-conference action before finishing the year with an 11-16 record. Head coach Jamion Christian was a junior guard on that squad.

All-Time 20-Point Games

(Since Joining NCAA Division I)

Name	20-Point Games
Chris McGuthrie	50
Kevin Booth	33
Gregory Harris	28
Landy Thompson	28
Jeremy Goode	21
Rashad Whack	19
Julian Norfleet	19
Riley Inge	18
John Miller	16
Chris Vann	15
Junior Robinson	13
Elijah Long	10
BK Ashe	10
Michael Watson	10
Scott Murphy	8
Mike Tate	8
Gerben Van Dorpe	8
Charles Cook	7
Jean Cajou	6
Silas Cheung	6
Jamion Christian	6
Robert Balgac	5
Phil Galvin	5
Jeff Hall	5
Sam Prescott	4
Shivaughn Wiggins	4
Pat Atangana	4
Jerry Lloyd	4
Melvin Whitaker	4
Shawn Atupem	4
Miles Wilson	4
Gregory Graves	3
Lamar Trice	3
Eric Bethel	3
Kiel Butler	3
Chris Cavanaugh	3
Tony Hayden	3
Aaron Herbert	3
Keith Price	3
Alex Watson	3
Terrence Wilson	3
Kelvin Parker	2
Danny Thompson	2
Kelly Beidler	2
Will Holland	2
Mychal Kearsse	2
Irv Conwell	2
Chris Wray	1
Charles Glover	1
Will Miller	1
Chris Martin	1
Andrew Smeathers	1
Raven Barber	1
Koki Adasi	1
Mike Brown	1
Anthony Carr	1
Nick Dodson	1
Newton Gayle	1
Doug John	1
Antonio Johnson	1
Dave Kapaona	1
Angel Rivera	1
Seffron Robinson	1
Konata Springer	1
Chad Stull	1
Larry Townes	1
Cliff Warren	1

All-Time 30-Point Games

(Since Joining NCAA Division I)

Name	30-Point Games
Chris McGuthrie	13
Kevin Booth	7
Landy Thompson	6
Scott Murphy	2
Julian Norfleet	1
Rashad Whack	1
Charles Cook	1
Gregory Harris	1
Riley Inge	1

All-Time 40-Point Games

(Since Joining NCAA Division I)

Name	40-Point Games
Chris McGuthrie	1
Sam Prescott	1

Starter/Bench Scoring

Game	Total	Starters	Bench
at Marquette	59	50	9
at Notre Dame			
at Georgetown			
vs. North Florida			
YORK (Pa.)			
at Ohio			
MORGAN STATE			
LOYOLA			
at Pittsburgh			
at Lehigh			
WASHINGTON (Md.)			
at American			
at Coppin State			
at Wagner			
at LIU Brooklyn			
BRYANT			
CENTRAL CONNECTICUT			
SACRED HEART			
at Saint Francis U			
at St. Francis Brooklyn			
at Fairleigh Dickinson			
LIU BROOKLYN			
ST. FRANCIS BROOKLYN			
at Robert Morris			
SAINT FRANCIS U			
at Central Connecticut			
at Bryant			
FAIRLEIGH DICKINSON			
at Sacred Heart			
ROBERT MORRIS			
WAGNER			

SPECIALTY STATS

Charges Taken	2017-18	Career
Junior Robinson	2	40
Chris Wray	0	27
Donald Carey	2	2
Greg Alexander	0	2

Dunks	2017-18	Career
Chris Wray	0	42
Ryan Gomes	0	7
Greg Alexander	0	6
Junior Robinson	0	1

All-Time Double-Doubles

(Since Joining NCAA Division I)

Name	Double-Doubles
Michael Watson	15
Mychal Kearsse	13
Pat Atangana	13
Riley Inge	11
Alex Watson	11
Gregory Harris	9
Gregory Graves	8
Kelly Beidler	8
Gerben Van Dorpe	7
Randy Edney	6
Anthony Carr	6
Chris Cavanagh	6
Melvin Whitaker	5
Tony Hayden	5
Robert Balgac	4
Newton Gayle	4
Chad Stull	4
Danny Thompson	3
Jeremy Goode	3
Miles Wilson	2
Elijah Long	2
Julian Norfleet	2
Rashad Whack	2
Markus Mitchell	2
Nick Dodson	2
Chris McGuthrie	2
Mike Tate	2
Jeff Hall	2
Mawdo Sallah	1
Chris Wray	1
Taylor Danaher	1
BK Ashe	1
Raven Barber	1
Kelvin Parker	1
Will Holland	1
Sam Atupem	1
Kiel Butler	1
Landy Thompson	1
Jerry Lloyd	1
Angel Rivera	1
Jamion Christian	1
Aaron Herbert	1
Keith Price	1
Terrence Wilson	1
Michael Cook	1
Konata Springer	1
Mike Brown	1
Kevin Booth	1



HEAD COACH JAMION CHRISTIAN

THE CHRISTIAN FILE

at Mount St. Mary's

Year	Overall/NEC	Notes
2012-13	18-14/11-7	Advanced to NEC title game
2013-14	16-17/9-7	NCAA Tournament
2014-15	15-15/11-7	
2015-16	14-19/10-8	
2016-17	20-16/14-4	NCAA Tournament
2017-18	0-1	
TOTAL	83-82/55-33	

Assistant Coaching Experience

VCU	2011-12
William & Mary	2008-11
Bucknell	2006-08
Emory & Henry	2005-06

Playing Experience

Mount St. Mary's	2000-04
------------------	---------

Head coach Jamion Christian has established Mount St. Mary's University as one of the premier programs in the Northeast Conference since taking over as head coach on March 26, 2012. Branding his style of play as "Mount Mayhem", Christian has led the Mountaineers to a pair of NCAA Tournament appearances in his five years as head coach. He signed a contract extension through the 2026-27 season in early July.

Mount Mayhem, which features a pressing defense and an offense reliant on three-point shots, has been the building block for his team's success. Under his direction, the Mountaineers have advanced to the NCAA Tournament in 2014 and 2017, earned the Mount's first NCAA Tournament win since 2008, won Northeast Conference (NEC) Championships in 2014 and 2017, while also having the honor of being the only NEC team with a winning regular season record for five straight years. In March, Christian was named 2016-17 Jim Phelan NEC Coach of the Year after leading the Mountaineers to both the NEC regular season and tournament titles. It was the first time since 1995-96 that the Mount has captured NEC regular season honors.

"I love the Mount. I love what we are becoming as a university. I love what we are becoming as a basketball program. We've had some success here over the past five seasons, and to take the next step we all needed to define our commitment," Christian said. "I want to be here for a long time because I believe that we can be as elite a program as there is in this country. I believe with our university support, our fan support, and with the rich recruiting base we live within, that our future is limitless."

"Since Jamion's return to the Mount five years ago, the men's basketball program has flourished. In addition to leading the team to outstanding success on the court, Jamion has maintained a tireless commitment to the welfare and academic success of our student-athletes, as well as serving as a tremendous ambassador for Mount St. Mary's in the community and with our alumni," said Lynne Robinson, Mount St. Mary's Director of Athletics. "This extension demonstrates our shared commitment to continuing the basketball program's bright future. We look forward to many more years of 'Mount Mayhem' in Knott Arena!" Off the court, Christian excels in mentoring his student-athletes, as he leads by example in the way he prepares as well as embraces the Mount community.

"Coach Christian has been an outstanding role model for our student-athletes at the Mount," said Mount St. Mary's University President Timothy Trainor,

Ph.D. "He pours his heart and soul into developing our student-athletes to become ethical leaders ready to serve others in the future. The public sees his energy and enthusiasm when he's coaching during a game, but they don't see that he puts just as much, if not more effort into his responsibilities with his team, administrators, the media and the Mount community at large. We're certainly delighted about what he's been able to accomplish, but even more proud of how he's been able to positively impact our students and represent the university."

The Mountaineers had one of the best seasons in program history in 2016-17, winning the NEC regular season and postseason titles while finishing 20-16 overall and 14-4 in NEC play. After opening the year with a 1-11 record facing a daunting list of opponents including nationally ranked West Virginia, Iowa State and Michigan, the Mount went 19-5 over the final 24 games of the year. The Mount's 14-4 league record was the school's second-best NEC mark since the Mount joined the conference in 1989-90. In addition, the regular season titles was the Mount's first in 21 years, while the team hosted the NEC championship game for the first time in school history.

In the NEC Tournament, the Mount knocked off Sacred Heart and Robert Morris to advance to the NEC Championship game for the third time in five years under Christian. Hosting the NEC title before a raucous Knott Arena crowd, the Mount rallied from an eight-point halftime deficit to post a 71-61 victory over the Red Flash to earn the school's fifth NCAA Division I Tournament appearance.

The Mountaineers then collected a 67-66 victory over New Orleans in the First Four, the Mount's second NCAA Division I Tournament victory and first since 2008, to move on to face top-seeded Villanova. The Mount gave the defending champion Wildcats all they could handle, trailing by one point at the half before falling 76-56.

The Mount has qualified for the NEC Tournament in all five of Christian's seasons at the Mount, and the team is 9-3 in NEC Tournament games under his direction.

In 2014, Christian led the Mountaineers to an 88-71 victory over Robert Morris in the NEC championship game in 2014 to seal the Mount's first bid to the NCAA Tournament since 2008. Christian's team finished the regular season in fourth place, earning the school's first NEC Tournament home game since 2010. The Mount staged a historic rally in that game, coming back from a 19-point deficit with just over nine minutes left to edge St. Francis Brooklyn, 72-71, in

the NEC Quarterfinals. The Mount then downed second-seeded Wagner on the road in the semifinals to earn a spot in the championship game for the second consecutive season.

The Mountaineers faced Albany in the 2014 NCAA Tournament First Round in Dayton, Ohio. After falling behind 21-2 in the opening minutes, the Mountaineers roared back with a 21-2 run of its own to even the score. The Mountaineers, however, came up short in a 71-64 loss that saw a potential game-tying three-pointer in the final minute rattle in-and-out.

A 2004 graduate of the Mount, Christian was named the 22nd coach in Mount St. Mary's history on March 26, 2012. In his inaugural season, Christian guided the Mountaineers to an 18-14 record and a spot in the NEC Championship game.

Christian's first season definitely provided excitement as the 18 wins were the fourth-most by a Mount team since moving to NCAA Division I in 1988-89 while the team also had a nine-game win streak, the third-longest streak by a Mount team in the Division I era. It was the Mount's first winning season since 2009-10 and the Mountaineers appeared in the NEC Championship game for the first time since 2009.

One of the youngest coaches in NCAA Division I at 35 years old, Christian's first recruit at the Mount, guard Shivaughn Wiggins, was named the NEC Rookie of the Year in 2012-13. Under Christian, the Mount has had eight players earn All-NEC honors and three more named to the All-Rookie team.

Christian has also garnered national attention, winning the Ben Jobe Award in 2017, presented annually to the top minority coach in Division I basketball by CollegeInsider.com. He was a finalist for the same award in 2013. After his inaugural season at the Mount, Christian was named a finalist for the Joe B. Hall Award in 2013, given by CollegeInsider.com to the

top first-year coach in Division I college basketball.

Christian was an assistant coach at Virginia Commonwealth under Shaka Smart in 2011-12, helping guide the Rams to the Third Round of the 2012 NCAA Tournament. VCU won the Colonial Athletic Association Tournament title and finished with a school-record 29 wins this year. VCU led the NCAA in steals and steals per game. Christian worked hand-in-hand with VCU starting shooting guard Troy Daniels, who broke the school record for three-pointers made.

Prior to his time at VCU, he spent three years at William & Mary. In three seasons with the Tribe, he helped usher in a new era of basketball. The Tribe made their second postseason appearance in school history in 2010 and recorded the third most wins in school history with 22.

On the recruiting trail, he aided in the Tribe's 2010 recruiting class that was ranked among the best in "Mid-Major" classes in the country and the best in the CAA by ESPN.com and Scouts, Inc. During his time with William & Mary, Christian was responsible for recruiting in Virginia, Texas and the Washington, D.C. region.

One of the foundations for Christian's style of play came from his first collegiate job as an assistant coach at Emory & Henry. In 2005-06, Emory & Henry averaged 104.3 points and 17.6 three-point field goals made per game. Christian moved on to serve as the Director of Basketball Operations at Bucknell University the next two seasons.

As a player, Christian was a three-year captain at the Mount, scoring 581 points in 90 career games and 56 starts. He led the Mount in scoring at 11.3 points per game in 2001-02 and averaged 8.2 points the following season.

During his senior year at New Kent High School, Christian led his squad to an undefeated season and a VHSL State Championship.

JUNIOR ROBINSON

0

Guard | Jr. | 5-5 | 150
Mebane, N.C.
Eastern Alamance



2017-18 HIGHS		
Category	Opponent	Date
Pts.....20	at Marquette	11/10/17
Reb.....4	at Marquette	11/10/17
FG.....9	at Marquette	11/10/17
FGA.....20	at Marquette	11/10/17
3FG.....		
3FGA.....7	at Marquette	11/10/17
FT.....2	at Marquette	11/10/17
FTA.....2	at Marquette	11/10/17
Ast.....6	at Marquette	11/10/17
Stl.....		
Blk.....		
Min.....35	at Marquette	11/10/17

CAREER HIGHS		
Category	Opponent	Date
Pts.....28	at Robert Morris	2/9/17
Reb.....6	Saint Francis U	1/14/17
FG.....9	Sacred Heart	2/11/16
FGA.....20	at Marquette	11/10/17
3FG.....5	at Michigan	11/26/16
3FGA.....11	Bryant	1/9/16
FT.....11	Saint Francis U	3/7/17
FTA.....13	Saint Francis U	3/7/17
Ast.....9	Bucknell	2/8/15
Stl.....6	Robert Morris	1/22/15
Blk.....1	vs. eight opponents	
Min.....43	Bryant	1/9/16

MISCELLANEOUS		
Category	17-18	Career
10+ points.....	0	60
20+ points.....	1	13
5+ rebounds.....	0	7
10+ rebounds.....	0	0
2+ three-pointers.....	0	47
5+ assists.....	1	24
2+ steals.....	0	24
2+ blocks.....	0	0
Double-Doubles.....	0	0
Leading Scorer.....	1	27
Leading Rebounder.....	0	0
Assists Leader.....	1	53

SEASON NOTES

◆ Scored 20 points with six assists in season opener at Marquette.

CAREER NOTES

◆ A Second Team All-Northeast Conference Selection in each of the past two seasons...Averaged 14.1 points per game as a junior last season...Scored a game-high 23 points to lead the Mount past New Orleans in the NCAA First Round game at Dayton...Named to the NEC All-Tournament team after scoring 22 points in the NEC Championship game win over Saint Francis U last season...Has scored 20 or more points 12 times in his career

2017-18 Game-by-Game Statistics

Opponent	Date	MIN	FG-A	3FG-A	FT-A	O-R-D	PF	AST	TO	BLK	STL	PTS
at Marquette	11-10	35	9-20	0-7	2-2	1-3-4	3	6	4	0	0	20
at Notre Dame	11-13											
at Georgetown	11-15											
vs. North Florida	11-18											
YORK (Pa.)	11-21											
at Ohio	11-24											
MORGAN ST.	11-27											
LOYOLA	12-2											
at Pittsburgh	12-5											
at Lehigh	12-9											
WASHINGTON (Md.)	12-15											
at American	12-18											
at Coppin State	12-22											
at Wagner	12-29											
at LIU Brooklyn	12-31											
BRYANT	1-4											
CENTRAL CONNECTICUT	1-6											
SACRED HEART	1-11											
at Saint Francis U	1-13											
at St. Francis Brooklyn	1-18											
at Fairleigh Dickinson	1-20											
LIU BROOKLYN	1-25											
ST. FRANCIS BROOKLYN	1-27											
at Robert Morris	2-1											
SAINT FRANCIS U	2-3											
at Central Connecticut	2-8											
at Bryant	2-10											
FAIRLEIGH DICKINSON	2-15											
at Sacred Heart	2-17											
ROBERT MORRIS	2-22											
WAGNER	2-24											

CAREER STATISTICS

Year	GP-GS	Min/Avg	Total		3-Point			Rebounds					PF-FO	Ast	TO	Blk	Stl	Pts/Avg
			FG-FGA	Pct	FG-FGA	Pct	FT-FTA	Pct	Off-Def	Tot	Avg							
2014-15	30-30	734/24.5	80-221	.362	32-96	.333	55-73	.753	9-33	42	1.4	63-1	98	60	3	27	247/8.2	
2015-16	33-33	952/28.8	135-351	.385	50-146	.342	94-112	.839	13-47	60	1.8	77-0	102	83	0	38	414/12.5	
2016-17	36-35	1199/33.3	160-378	.423	70-176	.398	118-136	.868	8-50	58	1.6	75-0	103	93	4	32	508/14.1	
2017-18	1-1	35/35.0	9-20	.450	0-7	.000	2-2	1.000	1-3	4	4.0	3-0	6	4	0	0	20/20.0	
TOTAL	100-99	2920/29.2	384-970	.396	152-425	.358	269-323	.833	31-133	164	1.6	218-1	309	240	7	97	1189/11.9	

CAREER NEC STATISTICS

Year	GP-GS	Min/Avg	Total		3-Point			Rebounds					PF-FO	Ast	TO	Blk	Stl	Pts/Avg
			FG-FGA	Pct	FG-FGA	Pct	FT-FTA	Pct	Off-Def	Tot	Avg							
2014-15	18-18	426/23.7	52-135	.385	22-57	.386	37-45	.822	6-22	28	1.6	43-1	56	32	2	18	163/9.1	
2015-16	18-18	541/30.1	84-208	.404	28-83	.337	67-79	.848	6-27	33	1.8	44-0	49	46	0	21	263/14.6	
2016-17	18-18	621/34.5	77-181	.425	35-89	.393	67-78	.859	4-27	31	1.7	32-0	57	46	0	22	256/14.2	
TOTAL	54-54	1588/29.4	213-524	.406	85-229	.371	171-202	.847	16-76	92	1.7	119-1	162	124	2	61	682/12.6	

BOBBY PLANUTIS

1

Forward | Fr. | 6-8 | 190
Hazelton, Pa.
Bridgton Academy (Maine)



2017-18 HIGHS		
Category	Opponent	Date
Pts.....5	at Marquette	11/10/17
Reb.....4	at Marquette	11/10/17
FG.....2	at Marquette	11/10/17
FGA.....6	at Marquette	11/10/17
3FG.....1	at Marquette	11/10/17
3FGA.....2	at Marquette	11/10/17
FT.....		
FTA.....		
Ast.....		
Stl.....		
Blk.....1	at Marquette	11/10/17
Min.....21	at Marquette	11/10/17

CAREER HIGHS		
Category	Opponent	Date
Pts.....5	at Marquette	11/10/17
Reb.....4	at Marquette	11/10/17
FG.....2	at Marquette	11/10/17
FGA.....6	at Marquette	11/10/17
3FG.....1	at Marquette	11/10/17
3FGA.....2	at Marquette	11/10/17
FT.....		
FTA.....		
Ast.....		
Stl.....		
Blk.....1	at Marquette	11/10/17
Min.....21	at Marquette	11/10/17

MISCELLANEOUS	
Category	17-18..... Career
10+ points.....	0.....0
20+ points.....	0.....0
5+ rebounds.....	0.....0
10+ rebounds.....	0.....0
2+ three-pointers.....	0.....0
5+ assists.....	0.....0
2+ steals.....	0.....0
2+ blocks.....	0.....0
Double-Doubles.....	0.....0
Leading Scorer.....	0.....0
Leading Rebounder.....	0.....0
Assists Leader.....	0.....0

SEASON NOTES

◆ Made collegiate debut at Marquette, posting five points and four rebounds while starting at forward.

HIGH SCHOOL

◆ Averaged 23 points and eight rebounds last year at Bridgton Academy in Maine...Made 70 three-pointers on the year, shooting 41 percent from beyond the arc...As a senior at Hazleton High School in 2015-16, averaged 20.0 points, 5.6 rebounds, 1.4 assists, 1.3 steals and 1.0 blocked shots.

2017-18 Game-by-Game Statistics

Opponent	Date	MIN	FG-A	3FG-A	FT-A	O-R-D	PF	AST	TO	BLK	STL	PTS
at Marquette	11-10	21	2-6	1-2	0-0	1-3-4	1	0	5	1	0	21
at Notre Dame	11-13											
at Georgetown	11-15											
vs. North Florida	11-18											
YORK (Pa.)	11-21											
at Ohio	11-24											
MORGAN ST.	11-27											
LOYOLA	12-2											
at Pittsburgh	12-5											
at Lehigh	12-9											
WASHINGTON (Md.)	12-15											
at American	12-18											
at Coppin State	12-22											
at Wagner	12-29											
at LIU Brooklyn	12-31											
BRYANT	1-4											
CENTRAL CONNECTICUT	1-6											
SACRED HEART	1-11											
at Saint Francis U	1-13											
at St. Francis Brooklyn	1-18											
at Fairleigh Dickinson	1-20											
LIU BROOKLYN	1-25											
ST. FRANCIS BROOKLYN	1-27											
at Robert Morris	2-1											
SAINT FRANCIS U	2-3											
at Central Connecticut	2-8											
at Bryant	2-10											
FAIRLEIGH DICKINSON	2-15											
at Sacred Heart	2-17											
ROBERT MORRIS	2-22											
WAGNER	2-24											

CAREER STATISTICS

Year	GP-GS	Min/Avg	Total		3-Point		FT-FTA	Pct	Rebounds			PF-FO	Ast	TO	Blk	Stl	Pts/Avg
			FG-FGA	Pct	FG-FGA	Pct			Off-Def	Tot	Avg						
2017-18	1-1	21/21.0	2-6	.333	1-2	.500	0-0	.000	1-3	4	4.0	1-0	0	5	1	0	5/5.0
TOTAL	1-1	21/21.0	2-6	.333	1-2	.500	0-0	.000	1-3	4	4.0	1-0	0	5	1	0	5/5.0

CAREER NEC STATISTICS

Year	GP-GS	Min/Avg	Total		3-Point		FT-FTA	Pct	Rebounds			PF-FO	Ast	TO	Blk	Stl	Pts/Avg
			FG-FGA	Pct	FG-FGA	Pct			Off-Def	Tot	Avg						
2017-18																	
TOTAL																	

DAMON'TE MOORE

2

Guard | Fr. | 5-8 | 173
Baltimore, Md.
Dunbar



2017-18 HIGHS		
Category	Opponent	Date
Pts.....		
Reb.....		
FG.....		
FGA.....		
3FG.....		
3FGA.....		
FT.....		
FTA.....		
Ast.....		
Stl.....		
Blk.....		
Min.....		

CAREER HIGHS		
Category	Opponent	Date
Pts.....		
Reb.....		
FG.....		
FGA.....		
3FG.....		
3FGA.....		
FT.....		
FTA.....		
Ast.....		
Stl.....		
Blk.....		
Min.....		

MISCELLANEOUS		
Category	17-18	Career
10+ points.....	0	0
20+ points.....	0	0
5+ rebounds.....	0	0
10+ rebounds.....	0	0
2+ three-pointers.....	0	0
5+ assists.....	0	0
2+ steals.....	0	0
2+ blocks.....	0	0
Double-Doubles.....	0	0
Leading Scorer.....	0	0
Leading Rebounder.....	0	0
Assists Leader.....	0	0

SEASON NOTES

- ◆ First-year walk-on for the Mountaineers

2017-18 Game-by-Game Statistics

Opponent	Date	MIN	FG-A	3FG-A	FT-A	O-R-D	PF	AST	TO	BLK	STL	PTS
at Marquette	11-10											DNP—Coaches Decision
at Notre Dame	11-13											
at Georgetown	11-15											
vs. North Florida	11-18											
YORK (Pa.)	11-21											
at Ohio	11-24											
MORGAN ST.	11-27											
LOYOLA	12-2											
at Pittsburgh	12-5											
at Lehigh	12-9											
WASHINGTON (Md.)	12-15											
at American	12-18											
at Coppin State	12-22											
at Wagner	12-29											
at LIU Brooklyn	12-31											
BRYANT	1-4											
CENTRAL CONNECTICUT	1-6											
SACRED HEART	1-11											
at Saint Francis U	1-13											
at St. Francis Brooklyn	1-18											
at Fairleigh Dickinson	1-20											
LIU BROOKLYN	1-25											
ST. FRANCIS BROOKLYN	1-27											
at Robert Morris	2-1											
SAINT FRANCIS U	2-3											
at Central Connecticut	2-8											
at Bryant	2-10											
FAIRLEIGH DICKINSON	2-15											
at Sacred Heart	2-17											
ROBERT MORRIS	2-22											
WAGNER	2-24											

CAREER STATISTICS

Year	GP-GS	Min/Avg	Total		3-Point		FT-FTA	Pct	Rebounds			PF-FO	Ast	TO	Blk	Stl	Pts/Avg
			FG-FGA	Pct	FG-FGA	Pct			Off	Def	Tot						
2017-18																	
TOTAL																	

CAREER NEC STATISTICS

Year	GP-GS	Min/Avg	Total		3-Point		FT-FTA	Pct	Rebounds			PF-FO	Ast	TO	Blk	Stl	Pts/Avg
			FG-FGA	Pct	FG-FGA	Pct			Off	Def	Tot						
2017-18																	
TOTAL																	

JONAH ANTONIO

3

Guard | Fr. - R | 6-5 | 180
Perth, Australia
Sunrise Christian Acad. (Kan.)



2017-18 HIGHS		
Category	Opponent	Date
Pts.....8	at Marquette	11/10/17
Reb.....5	at Marquette	11/10/17
FG.....3	at Marquette	11/10/17
FGA.....10	at Marquette	11/10/17
3FG.....2	at Marquette	11/10/17
3FGA.....9	at Marquette	11/10/17
FT.....0		
FTA.....0		
Ast.....1	at Marquette	11/10/17
Stl.....3	at Marquette	11/10/17
Blk.....0		
Min.....37	at Marquette	11/10/17

CAREER HIGHS		
Category	Opponent	Date
Pts.....8	at Marquette	11/10/17
Reb.....5	at Marquette	11/10/17
FG.....3	at Marquette	11/10/17
FGA.....10	at Marquette	11/10/17
3FG.....2	at Marquette	11/10/17
3FGA.....9	at Marquette	11/10/17
FT.....0		
FTA.....0		
Ast.....1	at Marquette	11/10/17
Stl.....3	at Marquette	11/10/17
Blk.....0		
Min.....37	at Marquette	11/10/17

MISCELLANEOUS	
Category	17-18..... Career
10+ points.....	0.....0
20+ points.....	0.....0
5+ rebounds.....	1.....1
10+ rebounds.....	0.....0
2+ three-pointers.....	1.....1
5+ assists.....	0.....0
2+ steals.....	1.....1
2+ blocks.....	0.....0
Double-Doubles.....	0.....0
Leading Scorer.....	0.....0
Leading Rebounder.....	1.....1
Assists Leader.....	0.....0

SEASON NOTES

◆ Started at Marquette in first collegiate game, tallying eight points and team-high five rebounds.

HIGH SCHOOL

◆ Shot 40 percent from three-point range as a senior at Sunrise Christian Academy playing against the top high school teams in the nation...He helped guide Sunrise Christian Academy to a 27-7 record on the season, and a top four finish in the nation in the Tanager Sports National Championship...He played club basketball for the Stirling Senators in the Southern Basketball League in Australia...Antonio is the first Australian to play basketball at Mount St. Mary's.

2017-18 Game-by-Game Statistics

Opponent	Date	MIN	FG-A	3FG-A	FT-A	O-R-D	PF	AST	TO	BLK	STL	PTS
at Marquette	11-10	37	3-10	2-9	0-0	0-5-5	1	1	1	0	3	8
at Notre Dame	11-13											
at Georgetown	11-15											
vs. North Florida	11-18											
YORK (Pa.)	11-21											
at Ohio	11-24											
MORGAN ST.	11-27											
LOYOLA	12-2											
at Pittsburgh	12-5											
at Lehigh	12-9											
WASHINGTON (Md.)	12-15											
at American	12-18											
at Coppin State	12-22											
at Wagner	12-29											
at LIU Brooklyn	12-31											
BRYANT	1-4											
CENTRAL CONNECTICUT	1-6											
SACRED HEART	1-11											
at Saint Francis U	1-13											
at St. Francis Brooklyn	1-18											
at Fairleigh Dickinson	1-20											
LIU BROOKLYN	1-25											
ST. FRANCIS BROOKLYN	1-27											
at Robert Morris	2-1											
SAINT FRANCIS U	2-3											
at Central Connecticut	2-8											
at Bryant	2-10											
FAIRLEIGH DICKINSON	2-15											
at Sacred Heart	2-17											
ROBERT MORRIS	2-22											
WAGNER	2-24											

CAREER STATISTICS

Year	GP-GS	Min/Avg	Total		3-Point		FT-FTA	Pct	Rebounds			PF-FO	Ast	TO	Blk	Stl	Pts/Avg
			FG-FGA	Pct	FG-FGA	Pct			Tot	Avg	Off-Def						
2017-18	1-1	37/37.0	3-10	.300	2-9	.222	0-0	.000	0-5	5	5.0	1-0	1	1	0	3	8/8.0
TOTAL	1-1	37/37.0	3-10	.300	2-9	.222	0-0	.000	0-5	5	5.0	1-0	1	1	0	3	8/8.0

CAREER NEC STATISTICS

Year	GP-GS	Min/Avg	Total		3-Point		FT-FTA	Pct	Rebounds			PF-FO	Ast	TO	Blk	Stl	Pts/Avg
			FG-FGA	Pct	FG-FGA	Pct			Tot	Avg	Off-Def						
2017-18																	
TOTAL																	

JAMES WEST IV

4

Guard | Fr. | 6-1 | 165
Woodbridge, Va.
Freedom



2016-17 HIGHS		
Category	Opponent	Date
Pts.....		
Reb.....		
FG.....		
FGA.....		
3FG.....		
3FGA.....		
FT.....		
FTA.....		
Ast.....		
Stl.....		
Blk.....		
Min.....		

CAREER HIGHS		
Category	Opponent	Date
Pts.....		
Reb.....		
FG.....		
FGA.....		
3FG.....		
3FGA.....		
FT.....		
FTA.....		
Ast.....		
Stl.....		
Blk.....		
Min.....		

MISCELLANEOUS		
Category	17-18	Career
10+ points.....	0	0
20+ points.....	0	0
5+ rebounds.....	0	0
10+ rebounds.....	0	0
2+ three-pointers.....	0	0
5+ assists.....	0	0
2+ steals.....	0	0
2+ blocks.....	0	0
Double-Doubles.....	0	0
Leading Scorer.....	0	0
Leading Rebounder.....	0	0
Assists Leader.....	0	0

SEASON NOTES

- ◆ Plans are to redshirt for the 2017-18 season.

HIGH SCHOOL

◆ Averaged 19.8 points while shooting 43 percent from three-point range at Freedom High School as a senior...First Team All-Conference and All-Region as a senior...Also garnered Second Team All-State honors in 2017...Averaged 10.2 points and 3.2 assists as a sophomore in helping lead team to state semifinals.

2017-18 Game-by-Game Statistics

Opponent	Date	MIN	FG-A	3FG-A	FT-A	O-R-D	PF	AST	TO	BLK	STL	PTS
at Marquette	11-10											DNP--Coaches Decision
at Notre Dame	11-13											
at Georgetown	11-15											
vs. North Florida	11-18											
YORK (Pa.)	11-21											
at Ohio	11-24											
MORGAN ST.	11-27											
LOYOLA	12-2											
at Pittsburgh	12-5											
at Lehigh	12-9											
WASHINGTON (Md.)	12-15											
at American	12-18											
at Coppin State	12-22											
at Wagner	12-29											
at LIU Brooklyn	12-31											
BRYANT	1-4											
CENTRAL CONNECTICUT	1-6											
SACRED HEART	1-11											
at Saint Francis U	1-13											
at St. Francis Brooklyn	1-18											
at Fairleigh Dickinson	1-20											
LIU BROOKLYN	1-25											
ST. FRANCIS BROOKLYN	1-27											
at Robert Morris	2-1											
SAINT FRANCIS U	2-3											
at Central Connecticut	2-8											
at Bryant	2-10											
FAIRLEIGH DICKINSON	2-15											
at Sacred Heart	2-17											
ROBERT MORRIS	2-22											
WAGNER	2-24											

CAREER STATISTICS

Year	GP-GS	Min/Avg	FG-FGA	Pct	FG-FGA	Pct	FT-FTA	Pct	Off-Def	Tot	Avg	PF-FO	Ast	TO	Blk	Stl	Pts/Avg
2017-18																	
TOTAL																	

CAREER NEC STATISTICS

Year	GP-GS	Min/Avg	Total		3-Point		FT-FTA	Pct	Rebounds		PF-FO	Ast	TO	Blk	Stl	Pts/Avg
			FG-FGA	Pct	FG-FGA	Pct			Off-Def	Tot						
2017-18																
TOTAL																

CHRIS WRAY

5

Forward | S. | 6-8 | 205
 Shelby, N.C.
 Fishburne Military School (Va.)



2017-18 HIGHS		
Category	Opponent	Date
Pts.....		
Reb.....		
FG.....		
FGA.....		
3FG.....		
3FGA.....		
FT.....		
FTA.....		
Ast.....		
Stl.....		
Blk.....		
Min.....		

CAREER HIGHS		
Category	Opponent	Date
Pts.....	21 at George Mason	11/18/16
Reb.....	13 at Sacred Heart	1/19/17
FG.....	10 at George Mason	11/18/16
FGA.....	13 at George Mason	11/18/16
3FG.....	0	
3FGA.....	1 vs. two opponents	
FT.....	3 vs. four opponents	
FTA.....	8 vs. Wagner	12/31/16
Ast.....	5 at CCSU	1/7/17
Stl.....	5 at Saint Francis U	2/11/17
Blk.....	4 vs. four opponents	
Min.....	37 vs. three opponents	

MISCELLANEOUS		
Category	17-18	Career
10+ points.....	0	15
20+ points.....	0	1
5+ rebounds.....	0	32
10+ rebounds.....	0	6
2+ three-pointers.....	0	0
5+ assists.....	0	1
2+ steals.....	0	21
2+ blocks.....	0	26
Double-Doubles.....	0	1
Leading Scorer.....	2	2
Leading Rebounder.....	0	21
Assists Leader.....	0	3

CAREER NOTES

◆ Averaged 7.0 points and a team-high 5.7 rebounds per game last season...Shot 58.0 percent from the floor and led the team with 54 blocked shots...Was second on the team with 49 steals...Has six career games with double-digit rebounds.

2017-18 Game-by-Game Statistics

Opponent	Date	MIN	FG-A	3FG-A	FT-A	O-R-D	PF	AST	TO	BLK	STL	PTS
at Marquette	11-10											DNP--Injury
at Notre Dame	11-13											
at Georgetown	11-15											
vs. North Florida	11-18											
YORK (Pa.)	11-21											
at Ohio	11-24											
MORGAN ST.	11-27											
LOYOLA	12-2											
at Pittsburgh	12-5											
at Lehigh	12-9											
WASHINGTON (Md.)	12-15											
at American	12-18											
at Coppin State	12-22											
at Wagner	12-29											
at LIU Brooklyn	12-31											
BRYANT	1-4											
CENTRAL CONNECTICUT	1-6											
SACRED HEART	1-11											
at Saint Francis U	1-13											
at St. Francis Brooklyn	1-18											
at Fairleigh Dickinson	1-20											
LIU BROOKLYN	1-25											
ST. FRANCIS BROOKLYN	1-27											
at Robert Morris	2-1											
SAINT FRANCIS U	2-3											
at Central Connecticut	2-8											
at Bryant	2-10											
FAIRLEIGH DICKINSON	2-15											
at Sacred Heart	2-17											
ROBERT MORRIS	2-22											
WAGNER	2-24											

CAREER STATISTICS

Year	GP-GS	Min/Avg	Total		3-Point		FT-FTA	Pct	Rebounds			PF-FO	Ast	TO	Blk	Stl	Pts/Avg
			FG-FGA	Pct	FG-FGA	Pct			Tot	Avg	Off-Def						
2014-15	18-1	115/6.4	10-17	.588	0-0	.000	2-6	.333	11-12	23	1.3	14-0	0	3	5	8	22/1.2
2015-16	30-24	527/17.6	80-143	.559	0-1	.000	15-45	.333	70-53	123	4.1	61-0	17	27	32	32	175/5.8
2016-17	36-33	1061/29.5	112-193	.580	0-2	.000	29-93	.312	90-115	205	5.7	74-1	54	50	54	49	253/7.0
TOTAL	84-58	1703/20.3	202-353	.572	0-3	.000	46-144	.319	171-180	351	4.2	149-1	71	80	91	89	450/5.4

CAREER NEC STATISTICS

Year	GP-GS	Min/Avg	Total		3-Point		FT-FTA	Pct	Rebounds			PF-FO	Ast	TO	Blk	Stl	Pts/Avg
			FG-FGA	Pct	FG-FGA	Pct			Tot	Avg	Off-Def						
2014-15	10-1	44/4.4	3-8	.375	0-0	.000	2-2	1.000	5-2	7	0.7	6-0	0	0	1	2	8/0.8
2015-16	15-14	306/20.4	49-87	.563	0-0	.000	9-25	.360	38-37	75	5.0	32-0	14	13	19	16	107/7.1
2016-17	18-17	550/30.6	62-102	.608	0-2	.000	14-56	.250	50-72	122	6.8	29-0	30	26	35	28	138/7.7
TOTAL	43-32	900/20.9	114-197	.579	0-2	.000	25-83	.301	93-111	204	4.7	67-0	44	39	55	46	253/5.9

DONALD CAREY

10

Guard | Fr. | 6-5 | 185
Upper Marlboro, Md.
Frederick Douglass



2017-18 HIGHS		
Category	Opponent	Date
Pts.....11	at Marquette	11/10/17
Reb.....2	at Marquette	11/10/17
FG.....3	at Marquette	11/10/17
FGA.....5	at Marquette	11/10/17
3FG.....2	at Marquette	11/10/17
3FGA.....4	at Marquette	11/10/17
FT.....3	at Marquette	11/10/17
FTA.....3	at Marquette	11/10/17
Ast.....3	at Marquette	11/10/17
Stl.....		
Blk.....		
Min.....29	at Marquette	11/10/17

CAREER HIGHS		
Category	Opponent	Date
Pts.....11	at Marquette	11/10/17
Reb.....2	at Marquette	11/10/17
FG.....3	at Marquette	11/10/17
FGA.....5	at Marquette	11/10/17
3FG.....2	at Marquette	11/10/17
3FGA.....4	at Marquette	11/10/17
FT.....3	at Marquette	11/10/17
FTA.....3	at Marquette	11/10/17
Ast.....3	at Marquette	11/10/17
Stl.....		
Blk.....		
Min.....29	at Marquette	11/10/17

MISCELLANEOUS	
Category	17-18 Career
10+ points.....	1
20+ points.....	0
5+ rebounds.....	0
10+ rebounds.....	0
2+ three-pointers.....	0
5+ assists.....	0
2+ steals.....	0
2+ blocks.....	0
Double-Doubles.....	0
Leading Scorer.....	0
Leading Rebounder.....	0
Assists Leader.....	0

SEASON NOTES

◆ Started at Marquette in first collegiate game...Tallied 11 points and three assists in the game.

HIGH SCHOOL

◆ As a senior, helped lead Frederick Douglass High School to a 20-4 record and a spot in the Prince George's County Championship...Averaged 13 points, seven assists and six rebounds per game...Had three triple-doubles and scored 37 points in a win over Springbrook High School

2017-18 Game-by-Game Statistics

Opponent	Date	MIN	FG-A	3FG-A	FT-A	O-R-D	PF	AST	TO	BLK	STL	PTS
at Marquette	11-10	29	3-5	2-4	3-3	0-2-2	2	3	2	0	0	11
at Notre Dame	11-13											
at Georgetown	11-15											
vs. North Florida	11-18											
YORK (Pa.)	11-21											
at Ohio	11-24											
MORGAN ST.	11-27											
LOYOLA	12-2											
at Pittsburgh	12-5											
at Lehigh	12-9											
WASHINGTON (Md.)	12-15											
at American	12-18											
at Coppin State	12-22											
at Wagner	12-29											
at LIU Brooklyn	12-31											
BRYANT	1-4											
CENTRAL CONNECTICUT	1-6											
SACRED HEART	1-11											
at Saint Francis U	1-13											
at St. Francis Brooklyn	1-18											
at Fairleigh Dickinson	1-20											
LIU BROOKLYN	1-25											
ST. FRANCIS BROOKLYN	1-27											
at Robert Morris	2-1											
SAINT FRANCIS U	2-3											
at Central Connecticut	2-8											
at Bryant	2-10											
FAIRLEIGH DICKINSON	2-15											
at Sacred Heart	2-17											
ROBERT MORRIS	2-22											
WAGNER	2-24											

CAREER STATISTICS

Year	GP-GS	Min/Avg	Total		3-Point		FT-FTA	Pct	Rebounds			PF-FO	Ast	TO	Blk	Stl	Pts/Avg
			FG-FGA	Pct	FG-FGA	Pct			Tot	Avg	Off-Def						
2017-18	1-1	29/29.0	3-5	.600	2-4	.500	3-3	1.000	0-2	2	2.0	2-0	3	2	0	0	11/11.0
TOTAL	1-1	29/29.0	3-5	.600	2-4	.500	3-3	1.000	0-2	2	2.0	2-0	3	2	0	0	11/11.0

CAREER NEC STATISTICS

Year	GP-GS	Min/Avg	Total		3-Point		FT-FTA	Pct	Rebounds			PF-FO	Ast	TO	Blk	Stl	Pts/Avg
			FG-FGA	Pct	FG-FGA	Pct			Tot	Avg	Off-Def						
2017-18																	
TOTAL																	

ACE STALLINGS 11

Forward | Fr. | 6-10 | 230
Miami, Fla.
Sidwell Friends School (D.C.)



2017-18 HIGHS		
Category	Opponent	Date
Pts.....		
Reb.....2	at Marquette	11/10/17
FG.....		
FGA.....		
3FG.....		
3FGA.....		
FT.....		
FTA.....2	at Marquette	11/10/17
Ast.....		
Stl.....		
Blk.....1	at Marquette	11/10/17
Min.....10	at Marquette	11/10/17

CAREER HIGHS		
Category	Opponent	Date
Pts.....		
Reb.....2	at Marquette	11/10/17
FG.....		
FGA.....		
3FG.....		
3FGA.....		
FT.....		
FTA.....2	at Marquette	11/10/17
Ast.....		
Stl.....		
Blk.....1	at Marquette	11/10/17
Min.....10	at Marquette	11/10/17

MISCELLANEOUS	
Category	17-18 Career
10+ points.....	0
20+ points.....	0
5+ rebounds.....	0
10+ rebounds.....	0
2+ three-pointers.....	0
5+ assists.....	0
2+ steals.....	0
2+ blocks.....	0
Double-Doubles.....	0
Leading Scorer.....	0
Leading Rebounder.....	0
Assists Leader.....	0

SEASON NOTES

- ◆ Made collegiate debut at Marquette, playing 10 minutes.

HIGH SCHOOL

- ◆ Named honorable mention All-District as a senior...A good shot blocker and can finish above the rim...Helped lead team to 23-6 record and MAC Conference title as a senior...Averaged two blocks per game.

2017-18 Game-by-Game Statistics

Opponent	Date	MIN	FG-A	3FG-A	FT-A	O-R-D	PF	AST	TO	BLK	STL	PTS
at Marquette	11-10	10	0-0	0-0	0-2	1-1-2	2	0	0	1	0	0
at Notre Dame	11-13											
at Georgetown	11-15											
vs. North Florida	11-18											
YORK (Pa.)	11-21											
at Ohio	11-24											
MORGAN ST.	11-27											
LOYOLA	12-2											
at Pittsburgh	12-5											
at Lehigh	12-9											
WASHINGTON (Md.)	12-15											
at American	12-18											
at Coppin State	12-22											
at Wagner	12-29											
at LIU Brooklyn	12-31											
BRYANT	1-4											
CENTRAL CONNECTICUT	1-6											
SACRED HEART	1-11											
at Saint Francis U	1-13											
at St. Francis Brooklyn	1-18											
at Fairleigh Dickinson	1-20											
LIU BROOKLYN	1-25											
ST. FRANCIS BROOKLYN	1-27											
at Robert Morris	2-1											
SAINT FRANCIS U	2-3											
at Central Connecticut	2-8											
at Bryant	2-10											
FAIRLEIGH DICKINSON	2-15											
at Sacred Heart	2-17											
ROBERT MORRIS	2-22											
WAGNER	2-24											

CAREER STATISTICS

Year	GP-GS	Min/Avg	Total		3-Point		FT-FTA	Pct	Rebounds			PF-FO	Ast	TO	Blk	Stl	Pts/Avg
			FG-FGA	Pct	FG-FGA	Pct			Tot	Avg	Def						
2017-18	1-0	10/10.0	0-0	.000	0-0	.000	0-2	.000	1-1	2	2.0	2-0	0	0	1	0	0/0.0
TOTAL	1-0	10/10.0	0-0	.000	0-0	.000	0-2	.000	1-1	2	2.0	2-0	0	0	1	0	0/0.0

CAREER NEC STATISTICS

Year	GP-GS	Min/Avg	Total		3-Point		FT-FTA	Pct	Rebounds			PF-FO	Ast	TO	Blk	Stl	Pts/Avg
			FG-FGA	Pct	FG-FGA	Pct			Tot	Avg	Def						
2017-18																	
TOTAL																	

ODRI DEDOLLI

12

Guard | Fr. | 6-3 | 177
Tirana, Albania
Montverde Academy (Fla.)



2017-18 HIGHS		
Category	Opponent	Date
Pts.....		
Reb.....		
FG.....		
FGA.....		
3FG.....		
3FGA.....		
FT.....		
FTA.....		
Ast.....		
Stl.....		
Blk.....		
Min.....		

CAREER HIGHS		
Category	Opponent	Date
Pts.....		
Reb.....		
FG.....		
FGA.....		
3FG.....		
3FGA.....		
FT.....		
FTA.....		
Ast.....		
Stl.....		
Blk.....		
Min.....		

MISCELLANEOUS		
Category	17-18	Career
10+ points.....	0	0
20+ points.....	0	0
5+ rebounds.....	0	0
10+ rebounds.....	0	0
2+ three-pointers.....	0	0
5+ assists.....	0	0
2+ steals.....	0	0
2+ blocks.....	0	0
Double-Doubles.....	0	0
Leading Scorer.....	0	0
Leading Rebounder.....	0	0
Assists Leader.....	0	0

SEASON NOTES

- ◆ Is in his first season as a walk-on with the Mountaineers.

HIGH SCHOOL

◆ Played for ABC Valbona from 2013-2014, won U16 National Championship...Played for Ardhmeria Basket from 2014-2015... Horizon Huskies in Scottsdale, Arizona in 2015-2016...CBD Montverde Academy in Orlando, Florida in 2016-2017...In 2014, played on the U16 Albanian National Team...In 2015, played in European Championships in San Marin, Italy...Averaged 29.6 minutes per game, 17.2 ppg, 5.2 rpg, 1.0 apg...Led in three-pointers attempted and ranked second in 3-pointers made...In 2016, played for U18 National Team in EU Championships...In 2017 in the European Championships in Tallin, Estonia he averaged 26.3 minutes and scored 10.3 points per game

2017-18 Game-by-Game Statistics

Opponent	Date	MIN	FG-A	3FG-A	FT-A	O-R-D	PF	AST	TO	BLK	STL	PTS
at Marquette	11-10		DNP--Did Not Dress									
at Notre Dame	11-13											
at Georgetown	11-15											
vs. North Florida	11-18											
YORK (Pa.)	11-21											
at Ohio	11-24											
MORGAN ST.	11-27											
LOYOLA	12-2											
at Pittsburgh	12-5											
at Lehigh	12-9											
WASHINGTON (Md.)	12-15											
at American	12-18											
at Coppin State	12-22											
at Wagner	12-29											
at LIU Brooklyn	12-31											
BRYANT	1-4											
CENTRAL CONNECTICUT	1-6											
SACRED HEART	1-11											
at Saint Francis U	1-13											
at St. Francis Brooklyn	1-18											
at Fairleigh Dickinson	1-20											
LIU BROOKLYN	1-25											
ST. FRANCIS BROOKLYN	1-27											
at Robert Morris	2-1											
SAINT FRANCIS U	2-3											
at Central Connecticut	2-8											
at Bryant	2-10											
FAIRLEIGH DICKINSON	2-15											
at Sacred Heart	2-17											
ROBERT MORRIS	2-22											
WAGNER	2-24											

CAREER STATISTICS

Year	GP-GS	Min/Avg	Total		3-Point		Rebounds			PF-FO	Ast	TO	Blk	Stl	Pts/Avg
			FG-FGA	Pct	FG-FGA	Pct	FT-FTA	Pct	Off-Def						
2017-18															
TOTAL															

CAREER NEC STATISTICS

Year	GP-GS	Min/Avg	Total		3-Point		Rebounds			PF-FO	Ast	TO	Blk	Stl	Pts/Avg
			FG-FGA	Pct	FG-FGA	Pct	FT-FTA	Pct	Off-Def						
2017-18															
TOTAL															

OMAR HABWE 13

Forward | Fr. | 6-6 | 225
Lexington, Va.
St. James School (Md.)



2017-18 HIGHS		
Category	Opponent	Date
Pts.....		
Reb.....	1 at Marquette	11/10/17
FG.....		
FGA.....	1 at Marquette	11/10/17
3FG.....		
3FGA.....	1 at Marquette	11/10/17
FT.....		
FTA.....		
Ast.....		
Stl.....		
Blk.....		
Min.....	13 at Marquette	11/10/17

CAREER HIGHS		
Category	Opponent	Date
Pts.....		
Reb.....	1 at Marquette	11/10/17
FG.....		
FGA.....	1 at Marquette	11/10/17
3FG.....		
3FGA.....	1 at Marquette	11/10/17
FT.....		
FTA.....		
Ast.....		
Stl.....		
Blk.....		
Min.....	13 at Marquette	11/10/17

MISCELLANEOUS		
Category	17-18	Career
10+ points.....	0	0
20+ points.....	0	0
5+ rebounds.....	0	0
10+ rebounds.....	0	0
2+ three-pointers.....	0	0
5+ assists.....	0	0
2+ steals.....	0	0
2+ blocks.....	0	0
Double-Doubles.....	0	0
Leading Scorer.....	0	0
Leading Rebounder.....	0	0
Assists Leader.....	0	0

SEASON NOTES

- ◆ Made collegiate debut at Marquette, playing 13 minutes.

HIGH SCHOOL

◆ A three-year starter at St. James School in Hagerstown, Md...Averaged 13.5 points and seven rebounds per game as a senior...Named First Team All-MAC and First Team All-IPSL in each of final three years of high school...Finished with 1,158 career points in high school, eighth all-time at St. James... Averaged 16.1 points and 10.7 rebounds as a freshman at Rockbridge County High School.

2017-18 Game-by-Game Statistics

Opponent	Date	MIN	FG-A	3FG-A	FT-A	O-R-D	PF	AST	TO	BLK	STL	PTS
at Marquette	11-10	13	0-1	0-1	0-0	0-1-1	2	0	0	0	0	0
at Notre Dame	11-13											
at Georgetown	11-15											
vs. North Florida	11-18											
YORK (Pa.)	11-21											
at Ohio	11-24											
MORGAN ST.	11-27											
LOYOLA	12-2											
at Pittsburgh	12-5											
at Lehigh	12-9											
WASHINGTON (Md.)	12-15											
at American	12-18											
at Coppin State	12-22											
at Wagner	12-29											
at LIU Brooklyn	12-31											
BRYANT	1-4											
CENTRAL CONNECTICUT	1-6											
SACRED HEART	1-11											
at Saint Francis U	1-13											
at St. Francis Brooklyn	1-18											
at Fairleigh Dickinson	1-20											
LIU BROOKLYN	1-25											
ST. FRANCIS BROOKLYN	1-27											
at Robert Morris	2-1											
SAINT FRANCIS U	2-3											
at Central Connecticut	2-8											
at Bryant	2-10											
FAIRLEIGH DICKINSON	2-15											
at Sacred Heart	2-17											
ROBERT MORRIS	2-22											
WAGNER	2-24											

CAREER STATISTICS

Year	GP-GS	Min/Avg	Total		3-Point		FT-FTA	Pct	Rebounds			PF-FO	Ast	TO	Blk	Stl	Pts/Avg
			FG-FGA	Pct	FG-FGA	Pct			Off-Def	Tot	Avg						
2017-18	1-0	13/13.0	0-1	.000	0-1	.000	0-0	.000	0-1	1	1.0	2-0	0	0	0	0	0/0.0
TOTAL	1-0	13/13.0	0-1	.000	0-1	.000	0-0	.000	0-1	1	1.0	2-0	0	0	0	0	0/0.0

CAREER NEG STATISTICS

Year	GP-GS	Min/Avg	Total		3-Point		FT-FTA	Pct	Rebounds			PF-FO	Ast	TO	Blk	Stl	Pts/Avg
			FG-FGA	Pct	FG-FGA	Pct			Off-Def	Tot	Avg						
2017-18	1-0	13/13.0	0-1	.000	0-1	.000	0-0	.000	0-1	1	1.0	2-0	0	0	0	0	0/0.0
TOTAL	1-0	13/13.0	0-1	.000	0-1	.000	0-0	.000	0-1	1	1.0	2-0	0	0	0	0	0/0.0

ROSS YOUNG 14

Forward | Fr. | 6-7 | 196
Atlanta, Ga.
Sidwell Friends School (D.C.)



2017-18 HIGHS		
Category	Opponent	Date
Pts.....		
Reb.....		
FG.....		
FGA.....		
3FG.....		
3FGA.....		
FT.....		
FTA.....		
Ast.....		
Stl.....		
Blk.....		
Min.....		

CAREER HIGHS		
Category	Opponent	Date
Pts.....		
Reb.....		
FG.....		
FGA.....		
3FG.....		
3FGA.....		
FT.....		
FTA.....		
Ast.....		
Stl.....		
Blk.....		
Min.....		

MISCELLANEOUS	
Category	17-18 Career
10+ points.....	0
20+ points.....	0
5+ rebounds.....	0
10+ rebounds.....	0
2+ three-pointers.....	0
5+ assists.....	0
2+ steals.....	0
2+ blocks.....	0
Double-Doubles.....	0
Leading Scorer.....	0
Leading Rebounder.....	0
Assists Leader.....	0

SEASON NOTES

- ◆ Is in his first season as a walk-on with the Mountaineers.

HIGH SCHOOL

- ◆ Averaged 11 points and six rebounds as a senior at Sidwell Friends School

2017-18 Game-by-Game Statistics

Opponent	Date	MIN	FG-A	3FG-A	FT-A	O-R-D	PF	AST	TO	BLK	STL	PTS
at Marquette	11-10											DNP—Coaches Decision
at Notre Dame	11-13											
at Georgetown	11-15											
vs. North Florida	11-18											
YORK (Pa.)	11-21											
at Ohio	11-24											
MORGAN ST.	11-27											
LOYOLA	12-2											
at Pittsburgh	12-5											
at Lehigh	12-9											
WASHINGTON (Md.)	12-15											
at American	12-18											
at Coppin State	12-22											
at Wagner	12-29											
at LIU Brooklyn	12-31											
BRYANT	1-4											
CENTRAL CONNECTICUT	1-6											
SACRED HEART	1-11											
at Saint Francis U	1-13											
at St. Francis Brooklyn	1-18											
at Fairleigh Dickinson	1-20											
LIU BROOKLYN	1-25											
ST. FRANCIS BROOKLYN	1-27											
at Robert Morris	2-1											
SAINT FRANCIS U	2-3											
at Central Connecticut	2-8											
at Bryant	2-10											
FAIRLEIGH DICKINSON	2-15											
at Sacred Heart	2-17											
ROBERT MORRIS	2-22											
WAGNER	2-24											

CAREER STATISTICS

Year	GP-GS	Min/Avg	Total		3-Point		FT-FTA	Rebounds			PF-FO	Ast	TO	Blk	Stl	Pts/Avg
			FG-FGA	Pct	FG-FGA	Pct		Pct	Off-Def	Tot						
2017-18																
TOTAL																


CAREER NEC STATISTICS

Year	GP-GS	Min/Avg	Total		3-Point		FT-FTA	Rebounds			PF-FO	Ast	TO	Blk	Stl	Pts/Avg
			FG-FGA	Pct	FG-FGA	Pct		Pct	Off-Def	Tot						
2017-18																
TOTAL																

BRANDON LEFTWICH

15

Forward | Fr.-R | 6-2 | 177
 Brooklyn, N.Y.
 Xaverian



2017-18 HIGHS		
Category	Opponent	Date
Pts.....		
Reb.....		
FG.....		
FGA.....		
3FG.....		
3FGA.....		
FT.....		
FTA.....		
Ast.....		
Stl.....		
Blk.....		
Min.....	1 at Marquette	11/10/17

CAREER HIGHS		
Category	Opponent	Date
Pts.....		
Reb.....		
FG.....		
FGA.....		
3FG.....		
3FGA.....		
FT.....		
FTA.....		
Ast.....		
Stl.....		
Blk.....		
Min.....	1 at Marquette	11/10/17

MISCELLANEOUS	
Category	17-18 Career
10+ points.....	0
20+ points.....	0
5+ rebounds.....	0
10+ rebounds.....	0
2+ three-pointers.....	0
5+ assists.....	0
2+ steals.....	0
2+ blocks.....	0
Double-Doubles.....	0
Leading Scorer.....	0
Leading Rebounder.....	0
Assists Leader.....	0

SEASON NOTES

◆ Is in his first season as a walk-on with the Mountaineers...
 Served as a team manager last year...Made collegiate debut
 at Marquette.

HIGH SCHOOL

◆ Named honorable mention All-Brooklyn as a senior at
 Xaverian High School

2017-18 Game-by-Game Statistics

Opponent	Date	MIN	FG-A	3FG-A	FT-A	O-R-D	PF	AST	TO	BLK	STL	PTS
at Marquette	11-10	1	0-0	0-0	0-0	0-0-0	0	0	1	0	0	0
at Notre Dame	11-13											
at Georgetown	11-15											
vs. North Florida	11-18											
YORK (Pa.)	11-21											
at Ohio	11-24											
MORGAN ST.	11-27											
LOYOLA	12-2											
at Pittsburgh	12-5											
at Lehigh	12-9											
WASHINGTON (Md.)	12-15											
at American	12-18											
at Coppin State	12-22											
at Wagner	12-29											
at LIU Brooklyn	12-31											
BRYANT	1-4											
CENTRAL CONNECTICUT	1-6											
SACRED HEART	1-11											
at Saint Francis U	1-13											
at St. Francis Brooklyn	1-18											
at Fairleigh Dickinson	1-20											
LIU BROOKLYN	1-25											
ST. FRANCIS BROOKLYN	1-27											
at Robert Morris	2-1											
SAINT FRANCIS U	2-3											
at Central Connecticut	2-8											
at Bryant	2-10											
FAIRLEIGH DICKINSON	2-15											
at Sacred Heart	2-17											
ROBERT MORRIS	2-22											
WAGNER	2-24											

CAREER STATISTICS

Year	GP-GS	Min/Avg	Total		3-Point		FT-FTA	Pct	Rebounds			PF-FO	Ast	TO	Blk	Stl	Pts/Avg
			FG-FGA	Pct	FG-FGA	Pct			Tot	Avg	Off-Def						
2017-18	1-0	1/1.0	0-0	.000	0-0	.000	0-0	.000	0-0	0	0.0	0-0	0	1	0	0	0/0.0
TOTAL	1-0	1/1.0	0-0	.000	0-0	.000	0-0	.000	0-0	0	0.0	0-0	0	1	0	0	0/0.0

CAREER NEC STATISTICS

Year	GP-GS	Min/Avg	Total		3-Point		FT-FTA	Pct	Rebounds			PF-FO	Ast	TO	Blk	Stl	Pts/Avg
			FG-FGA	Pct	FG-FGA	Pct			Tot	Avg	Off-Def						
2017-18																	
TOTAL																	

NANA OPOKU 22

Forward | Fr. | 6-8 | 186
Woodbridge, Va.
Potomac



2017-18 HIGHS		
Category	Opponent	Date
Pts.....		
Reb.....		
FG.....		
FGA.....		
3FG.....		
3FGA.....		
FT.....		
FTA.....		
Ast.....		
Stl.....		
Blk.....		
Min.....		

CAREER HIGHS		
Category	Opponent	Date
Pts.....		
Reb.....		
FG.....		
FGA.....		
3FG.....		
3FGA.....		
FT.....		
FTA.....		
Ast.....		
Stl.....		
Blk.....		
Min.....		

MISCELLANEOUS	
Category	17-18..... Career
10+ points.....	0.....0
20+ points.....	0.....0
5+ rebounds.....	0.....0
10+ rebounds.....	0.....0
2+ three-pointers.....	0.....0
5+ assists.....	0.....0
2+ steals.....	0.....0
2+ blocks.....	0.....0
Double-Doubles.....	0.....0
Leading Scorer.....	0.....0
Leading Rebounder.....	0.....0
Assists Leader.....	0.....0

SEASON NOTES

- ◆ Plans are to redshirt for the 2017-18 season.

HIGH SCHOOL

◆ Averaged 11.3 points and 3.4 blocks as a senior at Potomac High School...Helped lead team to state title his junior year... Posted a triple-double of 32 points, 11 rebounds and 10 blocks against Freedom...Named Player of the Year for 5A North Region.

2017-18 Game-by-Game Statistics

Opponent	Date	MIN	FG-A	3FG-A	FT-A	O-R-D	PF	AST	TO	BLK	STL	PTS
at Marquette	11-10											DNP--Coaches Decision
at Notre Dame	11-13											
at Georgetown	11-15											
vs. North Florida	11-18											
YORK (Pa.)	11-21											
at Ohio	11-24											
MORGAN ST.	11-27											
LOYOLA	12-2											
at Pittsburgh	12-5											
at Lehigh	12-9											
WASHINGTON (Md.)	12-15											
at American	12-18											
at Coppin State	12-22											
at Wagner	12-29											
at LIU Brooklyn	12-31											
BRYANT	1-4											
CENTRAL CONNECTICUT	1-6											
SACRED HEART	1-11											
at Saint Francis U	1-13											
at St. Francis Brooklyn	1-18											
at Fairleigh Dickinson	1-20											
LIU BROOKLYN	1-25											
ST. FRANCIS BROOKLYN	1-27											
at Robert Morris	2-1											
SAINT FRANCIS U	2-3											
at Central Connecticut	2-8											
at Bryant	2-10											
FAIRLEIGH DICKINSON	2-15											
at Sacred Heart	2-17											
ROBERT MORRIS	2-22											
WAGNER	2-24											

CAREER STATISTICS

Year	GP-GS	Min/Avg	Total		3-Point		FT-FTA	Rebounds			PF-FO	Ast	TO	Blk	Stl	Pts/Avg
			FG-FGA	Pct	FG-FGA	Pct		Pct	Off-Def	Tot						
2017-18																
TOTAL																

CAREER NEC STATISTICS

Year	GP-GS	Min/Avg	Total		3-Point		FT-FTA	Rebounds			PF-FO	Ast	TO	Blk	Stl	Pts/Avg
			FG-FGA	Pct	FG-FGA	Pct		Pct	Off-Def	Tot						
2017-18																
TOTAL																

GREG ALEXANDER 23

Guard | Sr. | 6-5 | 205
Hampton, Va.
Kecoughtan



2016-17 HIGHS		
Category	Opponent	Date
Pts.....9	at Marquette	11/10/17
Reb.....4	at Marquette	11/10/17
FG.....3	at Marquette	11/10/17
FGA.....6	at Marquette	11/10/17
3FG.....2	at Marquette	11/10/17
3FGA.....5	at Marquette	11/10/17
FT.....1	at Marquette	11/10/17
FTA.....2	at Marquette	11/10/17
Ast.....1	at Marquette	11/10/17
Stl.....		
Blk.....		
Min.....36	at Marquette	11/10/17

CAREER HIGHS		
Category	Opponent	Date
Pts.....19	vs. FDU	1/12/17
Reb.....7	at Robert Morris	2/9/17
FG.....7	vs. FDU	1/12/17
FGA.....13	vs. FDU	1/12/17
3FG.....5	vs. two opponents	
3FGA.....11	vs. FDU	1/12/17
FT.....3	Chowan	11/14/13
FTA.....3	vs. four opponents	
Ast.....1	vs. 10 opponents	
Stl.....2	vs. three opponents	
Blk.....2	at West Virginia	11/11/16
Min.....38	at George Mason	11/18/16

MISCELLANEOUS	
Category	17-18 Career
10+ points.....	0.....11
20+ points.....	0.....0
5+ rebounds.....	0.....3
10+ rebounds.....	0.....0
2+ three-pointer.....	1.....23
5+ assists.....	0.....0
2+ steals.....	0.....3
2+ blocks.....	0.....1
Double-Doubles.....	0.....0
Leading Scorer.....	0.....2
Leading Rebounder.....	0.....1
Assists Leader.....	0.....0

SEASON NOTES

◆ Scored nine points with four rebounds in season opener at Marquette.

CAREER NOTES

◆ Averaged 7.7 points for the Mount in his first season last year...Transferred to the Mount from East Carolina...Led the team with 72 three-point field goals, hitting two or more in a game 21 times.

2017-18 Game-by-Game Statistics

Opponent	Date	MIN	FG-A	3FG-A	FT-A	O-R-D	PF	AST	TO	BLK	STL	PTS
at Marquette	11-10	36	3-6	2-5	1-2	1-3-4	1	1	0	0	0	9
at Notre Dame	11-13											
at Georgetown	11-15											
vs. North Florida	11-18											
YORK (Pa.)	11-21											
at Ohio	11-24											
MORGAN ST.	11-27											
LOYOLA	12-2											
at Pittsburgh	12-5											
at Lehigh	12-9											
WASHINGTON (Md.)	12-15											
at American	12-18											
at Coppin State	12-22											
at Wagner	12-29											
at LIU Brooklyn	12-31											
BRYANT	1-4											
CENTRAL CONNECTICUT	1-6											
SACRED HEART	1-11											
at Saint Francis U	1-13											
at St. Francis Brooklyn	1-18											
at Fairleigh Dickinson	1-20											
LIU BROOKLYN	1-25											
ST. FRANCIS BROOKLYN	1-27											
at Robert Morris	2-1											
SAINT FRANCIS U	2-3											
at Central Connecticut	2-8											
at Bryant	2-10											
FAIRLEIGH DICKINSON	2-15											
at Sacred Heart	2-17											
ROBERT MORRIS	2-22											
WAGNER	2-24											

CAREER STATISTICS

Year	GP-GS	Min/Avg	Total		3-Point		FT-FTA		Rebounds		PF-FO	Ast	TO	Blk	Stl	Pts/Avg	
			FG-FGA	Pct	FG-FGA	Pct	Pct	Off-Def	Tot	Avg							
2013-14*	8-0	38/4.8	6-11	.545	3-7	.429	3-5	.600	2-3	5	0.6	3-0	2	0	1	0	18/2.3
2014-15*	6-0	14/2.3	1-4	.250	0-2	.000	1-3	.333	0-0	0	0.0	2-0	1	1	1	0	3/0.5
2016-17	35-13	909/26.0	92-237	.388	72-201	.358	14-23	.609	12-71	83	2.4	54-0	10	20	11	18	270/7.7
2017-18	1-0	36/36.0	3-6	.500	2-5	.400	1-2	.500	1-3	4	4.0	1-0	1	0	0	0	9/9.0
TOTAL	36-13	945/26.3	95-243	.391	74-206	.359	15-25	.600	13-74	87	2.4	55-0	11	20	11	18	279/7.8
All*	50-13	997/19.9	102-258	.395	77-215	.358	19-33	.576	15-77	92	1.8	60-0	14	21	13	18	300/6.0

CAREER NEC STATISTICS

Year	GP-GS	Min/Avg	Total		3-Point		FT-FTA		Rebounds		PF-FO	Ast	TO	Blk	Stl	Pts/Avg	
			FG-FGA	Pct	FG-FGA	Pct	Pct	Off-Def	Tot	Avg							
2016-17	18-1	441/24.5	48-125	.384	41-110	.373	7-11	.636	4-42	46	2.6	25-0	4	10	4	6	144/8.0
TOTAL	18-1	441/24.5	48-125	.384	41-110	.373	7-11	.636	4-42	46	2.6	25-0	4	10	4	6	144/8.0

JACK VUKELICH

30

Forward | Fr. -R| 6-9 | 210
Mechanicsburg, Pa.
Trinity



2016-17 HIGHS		
Category	Opponent	Date
Pts.....		
Reb.....		
FG.....		
FGA.....		
3FG.....		
3FGA.....		
FT.....		
FTA.....		
Ast.....		
Stl.....		
Blk.....		
Min.....		

CAREER HIGHS		
Category	Opponent	Date
Pts.....		
Reb.....		
FG.....		
FGA.....		
3FG.....		
3FGA.....		
FT.....		
FTA.....		
Ast.....		
Stl.....		
Blk.....		
Min.....		

MISCELLANEOUS		
Category	17-18	Career
10+ points.....	0	0
20+ points.....	0	0
5+ rebounds.....	0	0
10+ rebounds.....	0	0
2+ three-pointers.....	0	0
5+ assists.....	0	0
2+ steals.....	0	0
2+ blocks.....	0	0
Double-Doubles.....	0	0
Leading Scorer.....	0	0
Leading Rebounder.....	0	0
Assists Leader.....	0	0

SEASON NOTES

- ◆ Was a redshirt for the Mount last year.

2017-18 Game-by-Game Statistics

Opponent	Date	MIN	FG-A	3FG-A	FT-A	O-R-D	PF	AST	TO	BLK	STL	PTS
at Marquette	11-10											DNP--Coaches Decision
at Notre Dame	11-13											
at Georgetown	11-15											
vs. North Florida	11-18											
YORK (Pa.)	11-21											
at Ohio	11-24											
MORGAN ST.	11-27											
LOYOLA	12-2											
at Pittsburgh	12-5											
at Lehigh	12-9											
WASHINGTON (Md.)	12-15											
at American	12-18											
at Coppin State	12-22											
at Wagner	12-29											
at LIU Brooklyn	12-31											
BRYANT	1-4											
CENTRAL CONNECTICUT	1-6											
SACRED HEART	1-11											
at Saint Francis U	1-13											
at St. Francis Brooklyn	1-18											
at Fairleigh Dickinson	1-20											
LIU BROOKLYN	1-25											
ST. FRANCIS BROOKLYN	1-27											
at Robert Morris	2-1											
SAINT FRANCIS U	2-3											
at Central Connecticut	2-8											
at Bryant	2-10											
FAIRLEIGH DICKINSON	2-15											
at Sacred Heart	2-17											
ROBERT MORRIS	2-22											
WAGNER	2-24											

CAREER STATISTICS

Year	GP-GS	Min/Avg	Total		3-Point		Rebounds					PF-FO	Ast	TO	Blk	Stl	Pts/Avg
			FG-FGA	Pct	FG-FGA	Pct	FT-FTA	Pct	Off-Def	Tot	Avg						
2017-18																	
TOTAL																	

CAREER NEC STATISTICS

Year	GP-GS	Min/Avg	Total		3-Point		Rebounds					PF-FO	Ast	TO	Blk	Stl	Pts/Avg
			FG-FGA	Pct	FG-FGA	Pct	FT-FTA	Pct	Off-Def	Tot	Avg						
2017-18																	
TOTAL																	

RYAN GOMES

54

Center | So. | 6-10 | 240
Westminster, Md.
Friends School



2017-18 HIGHS		
Category	Opponent	Date
Pts.....6	at Marquette	11/10/17
Reb.....1	at Marquette	11/10/17
FG.....3	at Marquette	11/10/17
FGA.....3	at Marquette	11/10/17
3FG.....		
3FGA.....		
FT.....2	at Marquette	11/10/17
FTA.....1	at Marquette	11/10/17
Ast.....		
Stl.....		
Blk.....2	at Marquette	11/10/17
Min.....18	at Marquette	11/10/17

CAREER HIGHS		
Category	Opponent	Date
Pts.....10	vs. FDU	1/12/17
Reb.....4	vs. two opponents	
FG.....5	vs. FDU	1/12/17
FGA.....6	vs. two opponents	
3FG.....0		
3FGA.....1	at Bucknell	12/19/16
FT.....1	vs. four opponents	
FTA.....2	vs. four opponents	
Ast.....1	vs. two opponents	
Stl.....1	vs. two opponents	
Blk.....2	vs. two opponents	
Min.....22	vs. Coppin State	12/22/16

MISCELLANEOUS	
Category	17-18 Career
10+ points.....	0.....1
20+ points.....	0.....0
5+ rebounds.....	0.....0
10+ rebounds.....	0.....0
2+ three-pointers.....	0.....0
5+ assists.....	0.....0
2+ steals.....	0.....0
2+ blocks.....	1.....2
Double-Doubles.....	0.....0
Leading Scorer.....	0.....0
Leading Rebounder.....	0.....0
Assists Leader.....	0.....0

SEASON NOTES

- ◆ Scored six points in season opener at Marquette.

CAREER NOTES

- ◆ Played in 32 games his freshman season...Averaged 2.2 points while shooting 61.1 percent from the floor.

2017-18 Game-by-Game Statistics

Opponent	Date	MIN	FG-A	3FG-A	FT-A	O-R-D	PF	AST	TO	BLK	STL	PTS
at Marquette	11-10	18	3-3	0-0	0-2	0-1-1	4	1	2	1	0	6
at Notre Dame	11-13											
at Georgetown	11-15											
vs. North Florida	11-18											
YORK (Pa.)	11-21											
at Ohio	11-24											
MORGAN ST.	11-27											
LOYOLA	12-2											
at Pittsburgh	12-5											
at Lehigh	12-9											
WASHINGTON (Md.)	12-15											
at American	12-18											
at Coppin State	12-22											
at Wagner	12-29											
at LIU Brooklyn	12-31											
BRYANT	1-4											
CENTRAL CONNECTICUT	1-6											
SACRED HEART	1-11											
at Saint Francis U	1-13											
at St. Francis Brooklyn	1-18											
at Fairleigh Dickinson	1-20											
LIU BROOKLYN	1-25											
ST. FRANCIS BROOKLYN	1-27											
at Robert Morris	2-1											
SAINT FRANCIS U	2-3											
at Central Connecticut	2-8											
at Bryant	2-10											
FAIRLEIGH DICKINSON	2-15											
at Sacred Heart	2-17											
ROBERT MORRIS	2-22											
WAGNER	2-24											

CAREER STATISTICS

Year	GP-GS	Min/Avg	Total		3-Point		FT-FTA	Pct	Rebounds			PF-FO	Ast	TO	Blk	Stl	Pts/Avg
			FG-FGA	Pct	FG-FGA	Pct			Tot	Avg	Off-Def						
2016-17	32-0	209/6.5	33-54	.611	0-1	.000	4-10	.400	14-18	32	1.0	43-1	1	10	7	2	70/2.2
2017-18	1-1	18/18.0	3-3	1.000	0-0	.000	0-2	.000	0-1	1	1.0	4-0	1	2	1	0	6/6.0
TOTAL	33-1	227/6.9	36-57	.632	0-1	.000	4-12	.333	14-19	33	1.0	47-1	2	12	8	2	76/2.3

CAREER NEC STATISTICS

Year	GP-GS	Min/Avg	Total		3-Point		FT-FTA	Pct	Rebounds			PF-FO	Ast	TO	Blk	Stl	Pts/Avg
			FG-FGA	Pct	FG-FGA	Pct			Tot	Avg	Off-Def						
2016-17	16-0	99/6.2	20-25	.800	0-0	.000	2-7	.286	10-8	18	1.1	16-0	0	4	4	1	42/2.6
TOTAL	16-0	99/6.2	20-25	.800	0-0	.000	2-7	.286	10-8	18	1.1	16-0	0	4	4	1	42/2.6

2017-18 OVERALL STATISTICS

Mount St. Mary's Combined Team Statistics All Games

RECORD:	OVERALL	HOME	AWAY	NEUTRAL
All Games	0-1	0-0	0-1	0-0
Conference	0-0	0-0	0-0	0-0
Non-conference	0-1	0-0	0-1	0-0

## Player	gp-gs	min	avg	Total		3-Point		F-Throw		Rebounds											
				fg-fga	fg%	3fg-fga	3fg%	ft-fa	ft%	off	def	tot	avg	pf	dq	a	to	blk	stl	pts	avg
00 Junior Robinson	1-1	35	35.0	9-20	.450	0-7	.000	2-2	1.000	1	3	4	4.0	3	0	6	4	0	0	20	20.0
10 Donald Carey	1-1	29	29.0	3-5	.600	2-4	.500	3-3	1.000	0	2	2	2.0	2	0	3	2	0	0	11	11.0
23 Greg Alexander	1-0	36	36.0	3-6	.500	2-5	.400	1-2	.500	1	3	4	4.0	1	0	1	0	0	0	9	9.0
03 Jonah Antonio	1-1	37	37.0	3-10	.300	2-9	.222	0-0	.000	0	5	5	5.0	1	0	1	1	0	3	8	8.0
54 Ryan Gomes	1-1	18	18.0	3-3	1.000	0-0	.000	0-2	.000	0	1	1	1.0	4	0	1	2	1	0	6	6.0
01 Bobby Planutis	1-1	21	21.0	2-6	.333	1-2	.500	0-0	.000	1	3	4	4.0	1	0	0	5	1	0	5	5.0
11 Ace Stallings	1-0	10	10.0	0-0	.000	0-0	.000	0-2	.000	1	1	2	2.0	2	0	0	0	1	0	0	0.0
13 Omar Habwe	1-0	13	13.0	0-1	.000	0-1	.000	0-0	.000	0	1	1	1.0	2	0	0	0	0	0	0	0.0
15 Brandon Leftwich	1-0	1	1.0	0-0	.000	0-0	.000	0-0	.000	0	0	0	0.0	0	0	0	1	0	0	0	0.0
TM TEAM												1	1				1				
Mount St. Mary's	1	200		23-51	.451	7-28	.250	6-11	.545	4	20	24	24.0	16	0	12	16	3	3	59	59.0
Opponents	1	200		29-57	.509	6-21	.286	16-21	.762	10	25	35	35.0	15	1	16	11	2	10	80	80.0

Team Statistics	Mount	OPP	Date	Opponent	Score	Att.
SCORING	59	80	11/10/17	at Marquette	L 59-80	13324
Points per game	59.0	80.0	* Conference game			
Scoring margin	-21.0	-				
FIELD GOALS-ATT	23-51	29-57				
Field goal pct	.451	.509				
3 POINT FG-ATT	7-28	6-21				
3-point FG pct	.250	.286				
3-pt FG made per game	7.0	6.0				
FREE THROW-ATT	6-11	16-21				
Free throw pct	.545	.762				
F-Throws made per game	6.0	16.0				
REBOUNDS	24	35				
Rebounds per game	24.0	35.0				
Rebounding margin	-11.0	-				
ASSISTS	12	16				
Assists per game	12.0	16.0				
TURNOVERS	16	11				
Turnovers per game	16.0	11.0				
Turnover margin	-5.0	-				
Assist/turnover ratio	0.8	1.5				
STEALS	3	10				
Steals per game	3.0	10.0				
BLOCKS	3	2				
Blocks per game	3.0	2.0				
Attendance	0	13324				
Home game-Avg/Game	0-0	1-13324				
Neutral site-Avg/game		0-0				

Score by periods	1st	2nd	Total
Mount St. Mary's	27	32	59
Opponents	48	32	80

2017-18 BOX SCORES

Official Basketball Box Score -- Game Totals -- Final Statistics

Mt. Saint Mary's vs Marquette

11/10/17 8 p.m. CT at BMO Harris Bradley Center

Mt. Saint Mary's 59 • 0-1

#	Player	Total			3-Ptr			Rebounds			PF	TP	A	TO	Blk	Stl	Min
		FG-FGA	FG-FGA	FT-FTA	FG-FGA	FG-FGA	FT-FTA	Off	Def	Tot							
01	PLANUTIS, Bobby	r	2-6	1-2	0-0	1	3	4	1	5	0	5	1	0	21		
54	GOMES, Ryan	c	3-3	0-0	0-2	0	1	1	4	6	1	2	1	0	18		
00	ROBINSON, Junior	g	9-20	0-7	2-2	1	3	4	3	20	6	4	0	0	35		
03	ANTONIO, Jonah	g	3-10	2-9	0-0	0	5	5	1	8	1	1	0	3	37		
10	CAREY, Donald	g	3-5	2-4	3-3	0	2	2	2	11	3	2	0	0	29		
11	STALLINGS, Ace	g	0-0	0-0	0-2	1	1	2	2	0	0	0	1	0	10		
13	HABWE, Omar	g	0-1	0-1	0-0	0	1	1	2	0	0	0	0	0	13		
15	LEFTWICH, Brandon	g	0-0	0-0	0-0	0	0	0	0	0	0	1	0	0	1		
23	ALEXANDER, Greg	g	3-6	2-5	1-2	1	3	4	1	9	1	0	0	0	36		
Team						0	1	1									
Totals			23-51	7-28	6-11	4	20	24	16	59	12	16	3	3	200		

FG % 1st Half: 9-22 40.9% 2nd half: 14-29 48.3% Game: 23-51 45.1% Deadball Rebounds 3
 3FG % 1st Half: 5-12 41.7% 2nd half: 2-16 12.5% Game: 7-28 25.0%
 FT % 1st Half: 4-4 100.0 2nd half: 2-7 28.6% Game: 6-11 54.5%

Marquette 80 • 1-0

#	Player	Total			3-Ptr			Rebounds			PF	TP	A	TO	Blk	Stl	Min
		FG-FGA	FG-FGA	FT-FTA	FG-FGA	FG-FGA	FT-FTA	Off	Def	Tot							
10	HAUSER, Sam	r	2-6	0-3	0-0	2	4	6	1	4	3	1	0	1	23		
12	HELDT, Matt	c	5-6	0-0	3-3	1	4	5	1	13	0	0	1	1	27		
02	ANIM, Sacar	g	2-4	0-1	3-4	1	1	2	1	7	5	0	0	1	33		
25	CHEATHAM, Haanif	g	6-8	1-2	0-0	0	5	5	2	13	1	3	0	0	22		
30	ROWSEY, Andrew	g	7-16	3-8	6-7	1	2	3	2	23	5	2	0	3	26		
00	HOWARD, Markus	g	3-8	2-5	3-3	0	3	3	1	11	0	0	1	2	25		
04	JOHN, Theo	g	2-4	0-0	0-2	3	3	6	5	4	1	3	0	0	13		
05	ELLIOTT, Greg	g	1-2	0-1	0-0	1	1	2	0	2	1	1	0	2	18		
23	CAIN, Jamal	g	1-3	0-1	1-2	0	1	1	2	3	0	0	0	0	12		
52	MAROTTA, Cam	g	0-0	0-0	0-0	0	0	0	0	0	0	0	0	0	1		
Team						1	1	2									
Totals			29-57	6-21	16-21	10	25	35	15	80	16	11	2	10	200		

FG % 1st Half: 16-27 59.3% 2nd half: 13-30 43.3% Game: 29-57 50.9% Deadball Rebounds 3.1
 3FG % 1st Half: 3-10 30.0% 2nd half: 3-11 27.3% Game: 6-21 28.6%
 FT % 1st Half: 13-17 76.5% 2nd half: 3-4 75.0% Game: 16-21 76.2%

Officials: Pat Driscoll, Ed Corbett, Nathan Farrell
 Technical fouls: Mt. Saint Mary's-None. Marquette-None.
 Attendance: 13324

Score by periods	1st	2nd	Total
Mt. Saint Mary's	27	32	59
Marquette	48	32	80

	In	Off	2nd	Fast	
Points	Paint	T/O	Chance	Break	Bench
MOUNT	24	11	2	11	9
MU	40	16	11	18	20

Last FG - MOUNT 2nd-01:42, MU 2nd-02:02.
 Largest lead - MOUNT None, MU by 37 2nd-10:20.
 MOUNT led for 00:00, MU led for 39:46, Game was tied for 00:12.

Score tied - 0 times.
 Lead changed - 0 times.