



2009 UNIVERSITY OF NOTRE DAME MEN'S SOCCER

Sports Information Office
University of Notre Dame
112 Joyce Center
Notre Dame, IN 46556

Phone: 574.631.7516 • Fax: 574.631.7941 • und.com
Men's Soccer Contact: Sean Carroll
(O) 574.631.2664 • (C) 574.340.2177
Carroll.64@nd.edu

2009 Schedule/Results Overall (11-7-4); BIG EAST (8-3-0)

AUGUST

20 Thur. at Northern Illinois (ex) W, 3-0
24 Mon. (10) NORTHWESTERN (ex) (11) W, 1-0

SEPTEMBER

1 Tue. (10) MICHIGAN (21) W, 5-0
4 Fri. (10) vs. Wake Forest! (3) T, 1-1 (2ot)
6 Sun. (10) vs. St. John's! (1) L, 0-2

MIKE BERTICELLI MEMORIAL TOURNAMENT

11 Fri. (10) SEATTLE W, 3-0
13 Sun. (10) NEW MEXICO L, 1-2 (ot)

18 Fri. (20) at DePaul* W, 2-1
20 Sun. (20) at USF* (5) L, 1-2
25 Fri. (21) LOUISVILLE* (9) W, 4-0
27 Sun. (21) CINCINNATI* L, 0-1

OCTOBER

2 Fri. (25) SETON HALL* W, 2-1
7 Wed. (24) at Marquette* W, 2-0
10 Sat. (24) at Providence* W, 1-0 (2ot)
14 Wed. (22) INDIANA (19) L, 0-3
17 Sat. (22) WEST VIRGINIA* L, 0-1
21 Wed. at Georgetown* W, 2-1 (ot)
24 Sat. at Pittsburgh* W, 1-0
28 Wed. at Michigan State L, 1-2
31 Sat. CONNECTICUT* (5) W, 2-1 (ot)

NOVEMBER

8 Sun. USF (8) T, 2-2 (2ot)
(ND wins PK shootout 5-4)
(BIG EAST Quarterfinals)

13 Fri. (25) vs. Louisville (7) T, 0-0 (2ot)
(ND wins PK shootout 4-3)
(BIG EAST Semifinals - Morgantown, W. Va.)

15 Sun. (25) vs. St. John's (14) T, 0-0 (2ot)
(SJU wins PK shootout 5-3)
(BIG EAST Final - Morgantown, W. Va.)

19 Thur. (19) GREEN BAY W, 2-1
(NCAA First Round)

22 Sun. (19) at Northwestern (18) 1:00 p.m.
(NCAA Second Round)

29 Sun. NCAA Third Round TBA
(Campus Sites)

DECEMBER

4-6 Fri.-Sun. NCAA Quarterfinals TBA
(Campus Sites)

11 Fri. NCAA Semifinals TBA
(Cary, N.C.)

13 Sun. NCAA Championship TBA
(Cary, N.C.)

home games in **BOLD CAPS**; all times local to site

! — adidas/IU Credit Union Classic (Bloomington, Ind.)

* — BIG EAST Conference game

Note: Number in parentheses to left of opponent is Notre Dame's national ranking at time of game; number to right of opponent is its national ranking at time of game.



#19 NOTRE DAME (11-7-4)
at
#18 NORTHWESTERN (10-4-4)
(#9 Seed)

NCAA Championship - Second Round

Sunday, Nov. 22 • 1:00 p.m. (CT)

Lakeside Field • Evanston, Ill.

Notre Dame leads series 12-2-1

Live Broadcast on NUsports.com

Live Stats: Gametracker on und.com



SETTING THE STAGE ...

No. 19 Notre Dame will travel to Evanston, Ill. to face No. 18 Northwestern on Sunday, Nov. 22 in the second round of the NCAA Championship. Game time is slated for 1:00 p.m. (CT) at Lakeside Field. The Fighting Irish are coming off a 2-1 victory over Green Bay in the first round on Thursday. Northwestern is the No. 9 seed in the tournament and received a first-round bye. The Wildcats topped the Irish 2-1 in the second round of last season's NCAA Championship.

GAME WATCH ...

Sunday's match can be seen live via a streaming broadcast on NUsports.com ... Gametracker is available on und.com.

FIGHTING IRISH AGAINST THE WILDCATS ...

This will be the 16th meeting all-time between Notre Dame and Northwestern ... the Irish own a 12-2-1 advantage in the series ... the last meeting came in last season's NCAA Championship ... that was the first meeting between the two schools in the NCAA Tournament ... Notre Dame is 8-1-1 in the last 10 meetings against the Wildcats ... the two schools first met in 1978 and the Irish won that encounter, 3-2 in overtime, in Evanston, Ill. ... Notre Dame is 4-1-1 all-time at Northwestern ... the last meeting in Evanston took place in 1999 ... the Irish won that match 1-0.

Notre Dame Men's Soccer Quick Facts

First Varsity Season1977
All-Time Record432-210-69 (.656)
NCAA Tourn. Appearances.....13 (1988; 1993-94; 1996; 2001-09)
Best NCAA FinishQuarterfinals (2006 & 2007)

Head CoachBobby Clark
.....(Jordanhill College '67)
Record at Notre Dame117-52-26 (.667)/ninth season
Career Record270-115-51 (.678)/23rd season
Assistant CoachBJ Craig (second season)
.....(Gordon College '93)
Assistant CoachChad Riley (fourth season)
.....(Notre Dame '04)

Conference.....BIG EAST
BIG EAST TitlesTournament (2), Reg. Season (3)
Home Field (Capacity)Alumni Stadium (2,500)

2008 Overall Record.....12-7-2
2008 BIG EAST
Record (Finish)7-2-2 (1st Blue Division)
2008 NCAA TournamentLost to Northwestern in
.....second round, 2-1
Starters Returning/Lost from '08.....8/3
Letter-Winners Returning/Lost from '08.....14/6

Fighting Irish in 2009

At home6-4-1
On the road5-2-0
At neutral sites0-1-3
Vs. BIG EAST teams.....8-4-3
In overtime3-1-4
Play during the day.....5-6-2
Play at night6-1-2
Vs. a team ranked 1-51-2-1
Vs. a team ranked 6-101-0-2
Vs. a team ranked 11-150-0-1
Vs. a team ranked 16-200-1-0
Vs. a team ranked 21-251-0-0
When ...
Scoring first9-1-0
Opponent scores first2-6-2
Leading at halftime4-0-0
Trailing at halftime1-1-2
Tied at halftime6-6-2
Outshooting opponent8-6-3
When being out shot3-0-1
In games decided by ...
One goal7-5-0
Two goals1-1-0
Three or more goals3-1-0

Probable Starters

Pos.	#	Name (Yr.)	G-A-P
F	9	Bright Dike (Sr.)	11-3-25
M	22	Dillon Powers (Fr.)	0-5-5
LM	5	Jeb Brovsky (Jr.)	4-4-12
CM	8	Michael Thomas (Sr.)	6-6-18
CM	15	Matt Armstrong (Jr.)	0-1-1
RM	6	Dave Donohue (Sr.)	0-1-1
LB	21	Justin Morrow (Sr.)	2-1-5
CD	7	John Schaefer (Sr.)	1-0-2
CD	2	Aaron Maund (So.)	1-0-2
RB	3	Bilal Duckett (Jr.)	1-0-2
GK	0	Andrew Quinn (Sr.)	1.14 GAA .755 SV% 4-4-2; 2 SO
or			
GK	1	Philip Tuttle (Sr.)	0.71 GAA .743 SV% 7-3-2; 5 SO

FAMILIAR FACES ...

Notre Dame and Northwestern did not meet in the regular season, yet the two teams did square off in an exhibition contest back on Aug. 24 at Notre Dame ... the Irish claimed a 1-0 victory behind a goal from **Steven Perry** in the 23rd minute ... the two schools also met in exhibition play last spring at Northwestern ... that match was a 1-1 draw.

IRISH IN THE NCAA CHAMPIONSHIP ...

The Irish are making their ninth straight NCAA Championship appearance and the 13th trip overall in program history ... the Irish have a 10-11-1 record all-time in the NCAA Championship ... Notre Dame's high-water mark in the NCAA Tournament were quarterfinal trips in 2006 and 2007 ... the Irish have made the tournament's Round of 16 on five occasions (1996, 2003, 2005, 2006, 2007) ... Notre Dame owns a 6-2-1 mark at home and a 4-9-0 record on the road in the NAAs.

ROUND OF 32 ...

Notre Dame is 5-5 all-time in the NCAA Championship's Round of 32 ... the Fighting Irish have won three of their last four Round-of-32 matches ... last season, Notre Dame fell to Northwestern, 2-1, at home during the second round.

WHAT'S AT STAKE ...

The winner of Sunday's NCAA Championship second-round match between Notre Dame and Northwestern will advance to play the victor of the Tulsa-Saint Louis game in the third round on Sunday, Nov. 29 ... Tulsa is the tournament's No. 8 seed, while Saint Louis is unseeded.

ABOUT THE IRISH ...

Notre Dame is 11-7-4 on the season ... the Fighting Irish defeated Green Bay 2-1 in the first round of the NCAA Championship on Thursday at Alumni Stadium ... senior forward **Bright Dike** and junior midfielder **Jeb Brovsky** tallied goals in the win over the Phoenix ... Dike, the BIG EAST Offensive Player of the Year, leads the team in goals (11) and points (25) ... senior midfielder **Michael Thomas**, a first-team all-

league honoree, has a team-best six assists ... Notre Dame posted an 8-3 record in the BIG EAST Conference to finish second in the Blue Division ... Notre Dame is averaging 1.45 goals per game, while surrendering 0.95 goals per contest ... **Philip Tuttle** and **Andrew Quinn** both have started 11 games in goal ... Tuttle is 7-3-2 with five shutouts ... the senior boasts a 0.71 goals-against average and a .743 save percentage ... Quinn, a fifth-year senior, is 4-4-2 with two shutouts ... Quinn has a 1.14 goals-against average and a .755 save percentage ... Quinn earned the victory against Green Bay ... head coach Bobby Clark is in his ninth season with the Irish ... he has a 117-52-26 (.667) record during his Notre Dame tenure.

SCOUTING NORTHWESTERN ...

Northwestern will bring a 10-4-4 record into Sunday's match ... the Wildcats are the No. 9 seed in the NCAA Championship and they received a first-round bye ... Northwestern is coming off a 2-1 setback to Michigan State in the Big Ten Tournament quarterfinals ... the Wildcats finished the Big Ten regular season with a 3-2-1 mark, which was good for third place ... the Northwestern offense is averaging 1.39 goals per game, while the defense is surrendering 1.00 per contest ... the Wildcats are 6-2-2 at home this season ... Matt Eliason leads the team in goals (13) and total points (28) ... Oliver Kupe has a team-best seven assists ... Misha Rosenthal has played the majority of the minutes in goal and carries a 0.94 goals-against average and a .820 save percentage ... Rosenthal is 9-4-3 with six shutouts ... Northwestern returned six starters and 15 letterwinners from last season's squad that went 15-5-3 and advanced to the quarterfinals of the NCAA Championship before losing to North Carolina, 1-0 ... head coach Tim Lenahan is in his ninth season at the helm of the Northwestern program.

QUOTING CLARK ...

Notre Dame head coach Bobby Clark discusses the upcoming match against Northwestern ... "It was tremendous to move on in the tournament, but we know the enormity of the task ahead of us. Northwestern is a team that put us out at this stage of the tournament last season. We are aware of the challenge ahead of us and we are looking forward to it."

NOTRE DAME VS. THE BIG TEN ...

Sunday's match against Northwestern will mark Notre Dame's fourth game this season against a Big Ten Conference opponent ... the Irish are 1-2 against Big Ten competition this season ... Notre Dame topped Michigan 5-0 in the season opener (Sept. 1) ... the Irish fell at home to Indiana, 3-0, on Oct. 14 and dropped a 2-1 decision at Michigan State on Oct. 28.

COMMON OPPONENTS ...

Notre Dame and Northwestern have five common opponents this season (Green Bay, DePaul, Indiana, Michigan, Michigan State) ...

THE NORTHWESTERN SERIES

Notre Dame leads series 12-2-1
H: 8-1-0, A: 4-1-1, N: 0-0-0

Date	Site	Result
10/26/78	Evanston, IL (ot)	W, 3-2
11/2/79	Notre Dame, IN	W, 4-0
10/23/81	Notre Dame, IN	W, 6-0
9/16/84	Evanston, IL	W, 3-0
9/29/85	Evanston, IL	L, 0-1
9/17/86	Notre Dame, IN	W, 4-1
9/20/87	Notre Dame, IN	W, 5-0
9/7/94	Notre Dame, IN	W, 5-1
11/1/95	Evanston, IL	W, 2-1
9/3/96	Notre Dame, IN	W, 4-0
9/16/97	Evanston, IL (ot)	T, 2-2
9/8/98	Notre Dame, IN	W, 1-0
9/1/99	Evanston, IL	W, 1-0
10/3/00	Notre Dame, IN	W, 2-1
11/25/08	Notre Dame, IN*	L, 1-2

* - NCAA Tournament Second Round

By the Numbers

ND		NW
11-7-4	Overall Record	10-4-4
8-3-0	Conference Record	3-2-1
3-4-4	Non-Conference Record	7-2-3
6-4-1	At Home	6-2-2
5-2-0	On the Road	2-1-2
0-1-3	At Neutral Site	2-1-0
32/21	Goals For/Against	25/28
1.45	Goals Scored Per Game	1.39
0.95	Goals Allowed Per Game	1.00
14.6/10.4	Shots Per Game For/Against	13.7/11.8
135/98	Corner Kicks For/Against	106/62
3.1/4.6	Saves Per Game For/Against	4.8/4.8
8/6	Shutouts For/Against	7/3

the Irish topped Green Bay 2-1 in the first round of the NCAA Championship on Nov. 19, while the Wildcats tied the Phoenix (3-3) in the first game of the season (Sept. 1) ... Notre Dame defeated DePaul 2-1 on Sept. 18 and Northwestern fell to the Blue Demons 2-1 on Sept. 7 ... the Fighting Irish dropped a 3-0 decision to Indiana on Oct. 14 and Northwestern bested the Hoosiers 2-0 on Oct. 25 ... Notre Dame claimed a 5-0 decision over Michigan in the season opener (Sept. 1), while the Wildcats suffered a 1-0 double-overtime setback to the Wolverines on Nov. 1 ... the Irish fell to Michigan State 2-1 on Oct. 28 and Northwestern defeated the Spartans 1-0 on Nov. 7 before losing to Michigan State 1-0 in the Big Ten Tournament quarterfinals on Nov. 12.

DÉJÀ VU ...

Notre Dame and Northwestern met in the second round of last season's NCAA Championship ... the Wildcats claimed a 2-1 victory at Notre Dame's Alumni Field ... the Fighting Irish grabbed a 1-0 lead in the 24th minute on a goal from Jack Traynor ... Northwestern's Oliver Kupe netted the equalizer in the 66th minute and Kupe then delivered the game winner in the 89th minute.

Notre Dame NCAA Championship Results

Overall: 10-11-1

Home: 6-2-1, Away: 4-9-0

Year	Date	Rnd.	Opp.	Result
1988	11/13	24	at SMU	L, 0-2
1993	11/14	32	at Wisconsin	L, 1-3
1994	11/20	32	at Indiana	L, 0-1 (2ot)
1996	11/24	32	at UNC-Greensboro	W, 1-0
	12/1	16	at UNC-Charlotte	L, 0-1
2001	11/23	48	at Maryland	L, 0-1
2002	11/22	48	Akron	W, 3-0
	11/27	32	at Indiana	L, 0-1
2003	11/24	32	UW-Milwaukee	W, 4-1
	11/30	16	Michigan	T, 1-1 (2ot)
			(Michigan advanced 4-3 on penalty kicks)	
2004	11/23	32	Ohio State	L, 1-2
2005	11/18	48	Western Illinois	W, 2-0
	11/22	32	at Indiana	W, 2-0
	11/27	16	at Clemson	L, 0-1
2006	11/15	32	Illinois-Chicago	W, 1-0
	11/18	16	at Maryland	W, 1-0 (2ot)
	11/24	8	at Virginia	L, 2-3
2007	11/28	32	Oakland	W, 2-1
	12/1	16	at Santa Clara	W, 2-0
	12/8	8	at Wake Forest	L, 0-1 (ot)
2008	11/25	32	vs. Northwestern	L, 1-2
2009	11/19	48	vs. Green Bay	W, 2-1
	11/22	32	at Northwestern	

Notre Dame NCAA Championship Bests

Individual Career

Points	15	Joseph Lapira (2004-07)
	8	Justin Detter (2000-03)
Goals	6	Joseph Lapira (2004-07)
	3	Justin Detter (2000-03)
Assists	3	Joseph Lapira (2004-07)
	3	Kevin Goldthwaite (2001-04)
	3	Greg Martin (2000-03)
Saves	31	Chris Cahill (2005-07)
	19	Chris Sawyer (2001-04)
Shutouts	4	Chris Cahill (2005-07)
Overtime Goals	1	Joseph Lapira (2004-07)

Individual Single Tournament

Points	7	Justin Detter (2003)
Goals	3	Justin Detter (2003)
Assists	2	Joseph Lapira (2007)
	2	Kevin Goldthwaite (2003)
	2	Greg Martin (2003)
Saves	17	Greg Velho (1996)
Overtime Goals	1	Joseph Lapira (2006)

Individual Game

Points	5	Justin Detter (vs. UW-Milwaukee, 2003)
Goals	2	Kurt Martin (at Virginia, 2006)
	2	Justin Detter (vs. UW-Milwaukee, 2003)
	2	Rafael Garcia (vs. Akron, 2002)
Assists	2	Kevin Goldthwaite (vs. UW-Milwaukee, 2003)
Quickest Goal	7:31	Bill Lanza (vs. Wisconsin, 1993)

Team Game

Goals	4	vs. UW-Milwaukee (2003)
Shots	24	vs. Michigan (2003)
Saves	12	vs. UNC-Charlotte (1996)
Goals in half	3	vs. UW-Milwaukee (second) (2003)
Fouls	24	vs. Indiana (1994)
Corner Kicks	11	vs. Akron (2002)

Team Single Tournament

Goals	5	2003 (2 games)
Shutouts	2	2005 (2 games)
	2	2006 (2 games)

BEEN HERE BEFORE ...

Head coach Bobby Clark has led the Fighting Irish to an NCAA Championship berth during all nine of his seasons at Notre Dame ... the Irish have advanced to the Round of 16 on four occasions and the quarterfinals twice under Clark (2006 & 2007) ... Clark carries a 9-7-1 record in the NCAA Championship during his Notre Dame tenure ... Clark steered Dartmouth to the NCAA quarterfinals on two occasions (1990 & 1992) during his nine-year stint with the Big Green ... during Clark's five seasons at Stanford, he led the Cardinal to the NCAA title game in 1998 and to the quarterfinals in 2000.

IRISH AGAINST THE NCAA FIELD ...

Notre Dame faced eight teams that made this year's NCAA Championship ... the Fighting Irish went 2-5-4 against those squads ... the Irish squared off against BIG EAST foes USF, Louisville and St. John's twice each ... a total of five BIG EAST schools received a berth to the NCAA Championship ... St. John's was the only seeded team from the league as the Red Storm earned the No. 13 seed.

SHOOTING IT OUT ...

All three of Notre Dame's BIG EAST Championship matches went to a penalty kick shootout ... the Irish bested USF in penalty kicks, 5-4, in the quarterfinals after both teams were tied 2-2 following regulation and two overtime periods ... the Irish defeated Louisville in a shootout, 4-3, in the semifinals after a scoreless draw ... in the final, Notre Dame fell to St. John's in a shootout, 5-3, following a 0-0 tie.

CLOSE ENCOUNTERS ...

Six of Notre Dame's past nine matches have been decided by one goal ... the other three games in that stretch were draws ... the Fighting Irish have played a total of 12 one-goal games this season ... the Irish are 7-5 in those contests.

ALL-TOURNAMENT TEAM ...

Jeb Brovsky, a junior midfielder, **Michael Thomas**, a senior midfielder, and sophomore **Aaron Maund**, a sophomore defender, were named to the BIG EAST Championship all-tournament team.

DIKE NAMED BIG EAST OFFENSIVE PLAYER OF THE YEAR ...

Notre Dame senior forward **Bright Dike** was named the 2009 BIG EAST Offensive Player of the Year ... Dike, who was voted the conference's preseason offensive player of the year, finished the regular season as the league's points leader with 23 ... his 10 goals tied him for the conference lead ... Dike is the second Notre Dame player ever to be tabbed as the BIG EAST Offensive Player of the Year ... Joseph Lapira took home the honor in 2006.

IRISH HONORS ...

Six Notre Dame players garnered all-BIG EAST honors at the league's annual awards banquet on Nov. 12 ... joining **Bright Dike**, the league's offensive player of the year, on the all-BIG EAST first team was Irish senior midfielder **Michael Thomas** ... fellow senior **Justin Morrow**, a defender, was a second-team pick ... junior forward **Jeb Brovsky** and sophomore defender **Aaron Maund** were selected to the third team ... freshman midfielder **Dillon Powers** was named to the BIG EAST All-Rookie Team.

TOPDRAWER ACCOLADES ...

Three Fighting Irish players have received accolades from TopDrawerSoccer.com ... seniors **Michael Thomas** (M) and **Bright Dike** (F) were named to the national first team, while freshman **Dillon Powers** (M) was a second-team All-Rookie selection.

ASSISTING THE TEAM ...

Freshman midfielder **Dillon Powers** has collected an assist on three of Notre Dame's past five goals ... the rookie is second among all Fighting Irish players with five assists.

NOTRE DAME IN BIG EAST PLAY ...

Notre Dame owns an overall record of 91-53-18 (.617) in BIG EAST regular-season play since joining the conference in 1995 ... the Irish have posted nine straight winning seasons within the conference, including this season's 8-3-0 mark ... the eight wins in BIG EAST play tied for the most ever for the Fighting Irish ... Notre Dame also won eight BIG EAST matches in 2004 (8-1-1) and 2006 (8-3) ... the Irish have three regular-season BIG EAST titles ... Notre Dame won the championship outright in 2004 and 2008 (Blue Division) and shared the Blue Division trophy with Connecticut in 2007 ... the Fighting Irish captured BIG EAST tournament crowns in 1996 and 2003.

Irish in the NCAA Championship

(career stats)

<i>Field Players</i>	<i>GM/GS</i>	<i>G</i>	<i>A</i>	<i>Pts.</i>
9-Bright Dike	7/1	1	1	3
6-Dave Donohue	5/2	1	0	2
5-Jeb Brovsky	5/2	1	0	2
8-Michael Thomas	8/8	0	1	1
21-Justin Morrow	7/5	0	1	1
22-Dillon Powers	1/1	0	1	1
13-Cory Rellas	7/4	0	0	0
15-Matt Armstrong	5/5	0	0	0
2-Aaron Maund	2/2	0	0	0
11-Steven Perry	2/1	0	0	0
18-Brendan King	2/0	0	0	0
3-Bilal Duckett	1/1	0	0	0
7-John Schaefer	1/1	0	0	0
17-Josh Thiermann	1/0	0	0	0

Goalkeepers

<i>GM/GS</i>	<i>GA</i>	<i>SV</i>	<i>SO</i>	<i>W-L-T</i>
0-Andrew Quinn	3/1	2	10	0 1-0-0
1-Philip Tuttle	1/1	2	2	0 0-1-0

THOMAS NAMED ACADEMIC ALL-AMERICAN ...

Fighting Irish senior midfielder **Michael Thomas** has earned third-team Academic All-America honors from ESPN the Magazine and the College Sports Information Directors of America (CoSIDA) ... Thomas becomes the seventh player in program history to be selected as a CoSIDA Academic All-American ... Notre Dame has produced an Academic All-American in four of the past five seasons.

IRONMAN ...

Notre Dame senior left back **Justin Morrow** has played in a team-best 67 consecutive games, including 53 straight starts.

COMING BACK ...

Despite falling behind USF by two goals, Notre Dame came back to force a 2-2 draw in their BIG EAST Championship quarterfinal match on Nov. 8 ... it was the first time Notre Dame had come back from a two-goal deficit since Oct. 13, 2007 when the Irish fell behind Connecticut 2-0 before claiming a 3-2 lead ... that match would end in a 3-3 tie.

DOUBLE DIGITS ...

Since head coach Bobby Clark took over the Fighting Irish program in 2001, he has steered the Irish to a double-digit win total in each of his nine seasons ... Notre Dame currently is 11-7-4 ... the most wins for the Irish under Clark came in 2003 as they went 16-3-4.

GOLDEN MOMENTS ...

Notre Dame has netted a golden goal three times this season ... **Bright Dike** produced a game winner in the 110th minute against Providence on Oct. 10 ... junior right back **Bilal Duckett** tallied a golden goal in the 97th minute versus Georgetown on Oct. 21 ... Dike then delivered his second golden tally of the season when he scored in the 91st minute against Connecticut on Oct. 31.

SETTING THE PACE ...

Notre Dame is 7-1-1 this season when **Bright Dike** scores a goal ... Dike leads the Irish in goals (11) and points (25) ... the Irish are 5-0-1 when **Michael Thomas** nets a goal ... Thomas is second on the Irish squad with six goals to go along with a team-high six assists.

CORNERING THE MARKET ...

The Fighting Irish have gained 37 more corner kicks (135-98) than their opponents ... Notre Dame's 135 corner kicks lead the BIG EAST.

FIRST TIMERS ...

Four Notre Dame players have scored their first career goal in recent matches ... junior right back **Bilal Duckett** tallied the golden goal in the 97th minute in a 2-1 win at Georgetown on Oct. 21 ... sophomore midfielder **Michael Rose** netted the lone goal (48th minute) in Notre Dame's 1-0 win at Pittsburgh on Oct. 24 ... sophomore midfielder **Adam Mena** scored the

only Irish goal (37th minute) in a 2-1 setback against Michigan State on Oct. 28 ... sophomore central defender **Aaron Maund** netted the equalizer in the 83rd minute in a 2-2 draw against USF in the BIG EAST Championship quarterfinals on Nov. 8.

SECOND HALF SUCCESS ...

Notre Dame has out scored its opponents 23-12 in the second half and overtime periods this season.

SHOOTING DOWN THE COMPETITION ...

Notre Dame has out shot 17 of its 22 opponents so far this season ... the Irish hold a 321-228 advantage in shots, including 134-90 in shots on goal, over their opponents ... Notre Dame's 321 shots lead the BIG EAST.

NIGHT OWLS ...

Notre Dame is 6-1-2 this season when playing at night ... last season, the Fighting Irish were 7-4-2 during night games.

ROAD WARRIORS ...

The Fighting Irish are 5-2 in true road games this season ... Notre Dame went 2-4-1 on the road in 2008.

TAKING DOWN A TOP-FIVE ...

The 2-1 overtime win against fifth-ranked Connecticut on Oct. 31 marked Notre Dame's first victory over a top-five team since they defeated No. 5 USF 5-0 last season (Sept. 7, 2008).

TOUGH SLATE ...

Notre Dame faced four teams this season that were ranked in the top-five nationally at the time of the match ... the Irish took on #3 Wake Forest (T, 1-1) and #1 St. John's (L, 0-2) at the adidas/IU Credit Union Classic (Sept. 4 & 6) ... the back-to-back games against Wake Forest and St. John's was the first time ever the Fighting Irish had faced back-to-back top-three teams ... Notre Dame fell at #5 South Florida, 2-1, on Sept. 20 ... the Fighting Irish took down #5 Connecticut, 2-1 in overtime, on Oct. 31 ... Notre Dame is 3-3-4 this season versus teams ranked in the national top-25.

IRISH EXPLOSION ...

The four goals scored in the second half against Louisville on Sept. 25 were the most goals scored in a single period by the Irish since they netted four in the first half in a 5-0 win over USF last season (Sept. 7, 2008).

OFFENSE AT ALUMNI ...

Notre Dame has scored three or more goals three times this season at the brand new Alumni Stadium ... those performances have occurred against Michigan (5-0), Seattle (3-0) and Louisville (4-0) ... Notre Dame scored the first nine goals at the stadium before surrendering a score to New Mexico in the 38th minute during the game on Sept. 13 ... the scoreless streak in the new venue reached 217:54.

MAUND AND POWERS AT U-20 WORLD CUP ...

Sophomore defender **Aaron Maund** and freshman midfielder **Dillon Powers** were members of the United States Under-20 National Team

Irish Game HIGHS In 2009

Team	
Goals.....	5, vs. Michigan (9/1)
Assists	4, three times (MR: Connecticut-10/31)
Points	14, vs. Michigan (9/1)
Saves	7, at Georgetown (10/21)
Shots	23, vs. Michigan (9/1)
Shots on Goal	12, vs. Michigan (9/1)
Corner Kicks.....	15, vs. West Virginia (10/17)
Fewest Goals Allowed.....	0, eight times (MR: vs. St. John's-11/15)
Fouls	20, vs. USF (11/8)

Individual	
Goals	3, Bright Dike vs. Michigan (9/1)
Assists.....	2, Michael Thomas vs. DePaul (9/18)
Points.....	6, Bright Dike vs. Michigan (9/1)
Saves	6, Philip Tuttle vs. Louisville (11/13)
Shots	7, Bright Dike vs. Michigan (9/1)
Shots on Goal	4, Bright Dike vs. Michigan (9/1)

Irish Game LOWS In 2009

Team	
Goals.....	0, six times (MR: vs. St. John's-11/15)
Assists	0, nine times (MR: vs. St. John's-11/15)
Points.....	0, six times (MR: vs. vs. St. John's-11/15)
Saves	0, at Michigan State (10/28)
Shots	4, at DePaul (9/18)
Shots on Goal	3, four times (MR: vs. Louisville-11/13)
Corner Kicks	2, twice (vs. St. John's-9/6 & vs. Louisville-11/13)
Fouls	4, vs. Indiana (10/14)

2009 Honors & Awards

Jeb Brovsky • Jr. • F

- All-BIG EAST Third Team
- BIG EAST Championship All-Tournament Team
- adidas/IU Credit Union Classic All-Tournament Team

Bright Dike • Sr. • F

- BIG EAST Offensive Player of the Year
- All-BIG EAST First Team
- TopDrawerSoccer.com National First Team
- BIG EAST Preseason Offensive Player of the Year
- All-BIG EAST Preseason Team
- BIG EAST Weekly Honor Roll (9/21, 10/12, 11/3)
- *College Soccer News* National Team of the Week (10/12)

Bilal Duckett • Jr. • D

- BIG EAST Weekly Honor Roll (10/26)

Aaron Maund • So. • D

- All-BIG EAST Third Team
- BIG EAST Championship All-Tournament Team

Justin Morrow • Sr. • M

- All-BIG EAST Second Team
- Hilton Garden Inn Mike Berticelli Memorial Tournament All-Tournament Team
- BIG EAST Weekly Honor Roll (10/5)

Danny O'Leary • Fr. • M/D

- *College Soccer News* '100 Freshmen To Keep An Eye On' list

Dillon Powers • Fr. • M

- All-BIG EAST All-Rookie Team
- TopDrawerSoccer.com All-Rookie Second Team
- *College Soccer News* '100 Freshmen To Keep An Eye On' list

Andrew Quinn • Sr. • GK

- BIG EAST Weekly Honor Roll (9/7)

John Schaefer • Sr. • D

- BIG EAST Weekly Honor Roll (10/12)

Michael Thomas • Sr. • M

- All-BIG EAST First Team
- BIG EAST Championship All-Tournament Team
- TopDrawerSoccer.com National First Team
- All-BIG EAST Preseason Team
- adidas/IU Credit Union Classic All-Tournament Team
- Hilton Garden Inn Mike Berticelli Memorial Tournament All-Tournament Team
- BIG EAST Weekly Honor Roll (9/28)
- Lowe's Senior CLASS Award Candidate
- TopDrawerSoccer Team of the Week (10/26)
- Academic All-America Third Team
- Academic All-District V First Team

Freshman Class

- Ranked ninth by *College Soccer News*

that recently competed at the U-20 World Cup in Egypt ... the U.S. went 1-2 and finished in 17th place, one slot shy of advancing to the Round of 16 ... Powers started the first contest of group competition, a 3-0 loss to Germany on Sept. 26, and played the entire first half ... in a 4-1 win over Cameroon on Sept. 29, he came on in the 73rd minute and completed the game for the United States ... Powers and Maund did not enter the final match of Group C play, a 3-0 loss to Korea Republic on Oct. 2 ... Maund did not see match time during the tournament ... Notre Dame and UCLA were the only two schools with multiple representatives on the team ... the duo returned to the Irish for the match at Marquette on Oct. 7 ... Notre Dame went 3-2 in their absence.

DIKE DEPOSITS HAT TRICK ...

Senior forward **Bright Dike** had a stellar start to the 2009 season as he registered the first hat trick of his career in a 5-0 win over Michigan ... the hat trick was the first for a Notre Dame player since **Dave Donohue** scored three times against Marquette last season.

OFFENSIVE OPENER ...

Notre Dame's five-goal outburst against Michigan in the season opener was the first for the Fighting Irish since a 5-0 triumph of USF on Sept. 7, 2008 ... the five tallies are the most in a season opener for Notre Dame since a 5-0 victory over Villanova in 2001, which was head coach Bobby Clark's first game with the Irish.

ALUMNI STADIUM ...

The 2009 season signifies a new era for Fighting Irish soccer as Notre Dame begins play in Alumni Stadium ... the Irish opened the facility with a 5-0 victory over Michigan on Sept. 1 ... the \$5.7 million venue resides just east of the Joyce Center on the Notre Dame campus and features a natural grass field, lights, locker rooms, restrooms, concession areas and permanent seating for over 2,000 spectators ... the lead benefactors for the facility are former Irish soccer players Tom Crotty and Rob Snyder.

ONE FOR THE RECORD BOOK ...

Jeb Brovsky's goal in the 26th minute of the season-opening 5-0 win over Michigan was the first goal scored in Alumni Stadium ... Michael Thomas collected the assist on the play.

POWERS EARNS NATIONAL HONORS ...

Freshman midfielder **Dillon Powers** was named the 2008-09 Gatorade Boys Soccer Player of the Year ... in addition, he was selected as the U.S. Soccer Development Academy Co-Player of the Year in July.

RETURNING FIREPOWER ...

Notre Dame returned 38 of 41 goals scored from last season ... leading the way was senior forward **Bright Dike**, who led all BIG EAST players in goals (12) and points (29) one year ago ... **Michael Thomas** was the top scoring midfielder in the league with 21 points on eight goals and five assists ... junior forward **Jeb Brovsky** is back after totaling five goals and six assists as a sophomore ... seniors **Dave Donohue** (5g, 5a) and **Justin Morrow** (2g, 4a) registered 15 and eight points, respectively, one season ago ... sophomore **Brendan King** and senior **Tamba Samba** chipped in two goals apiece for the Irish ... King also added three assists.

COLLEGE SOCCER NEWS WATCH LISTS ...

Two Notre Dame freshmen were named to the College Soccer News '100 Freshmen To Keep An Eye On' list for the 2009 season ... midfielder/defender **Danny O'Leary** and midfielder **Dillon Powers** were selected to the list and are part of a very talented six-man freshman class for the Irish.

FRESHMAN CLASS NATIONALLY RANKED ...

Notre Dame's freshman class was ranked ninth according to *College Soccer News* ... **Bob Novak** (M), **Danny O'Leary** (M/D), **Dillon Powers** (M), **Kyle Richard** (M/F), **Grant Van De Castele** (D) and **Eric Tilley** (M/D) make up the stellar class.

IRISH CAPTAINS ...

Senior midfielders **Dave Donohue**, **Justin Morrow** and **Michael Thomas** along with fifth-year senior midfielder/defender **Cory Rellas** were named team captains for the 2009 campaign ... this is the second straight season in which Thomas has been an Irish captain, while the other three are first-time captains.

SEASON IN REVIEW ...

Last season, Notre Dame posted a 12-7-2 mark, including a 7-2-2 record in conference play, en route to capturing its second straight BIG EAST Blue Division title ... the Fighting Irish garnered the 12th seed for the NCAA Championship ... the Irish fell to Northwestern, 2-1, in the first round of the NCAA Tournament at Alumni Field ... the Fighting Irish concluded the season ranked 16th in the final National Soccer Coaches Association of America (NSCAA) poll ... Notre Dame averaged 1.95 goals per game last season, while allowing 1.10 per contest ... **Bright Dike** led the BIG EAST in goals (12) and total points (29) ... the forward copped first team all-league and all-region honors in 2008 ... central defender **Matt Besler** was named a first-team All-American and first team Academic All-American in addition to being tabbed as the NSCAA Scholar-Athlete of the Year ... Besler became the highest MLS SuperDraft pick in program history as he was selected eighth overall by the Kansas City Wizards ... the New York Red Bulls drafted his backline mate, Jack Traynor, with the 29th overall selection.

SIGN UP FOR IRISH ALERT ...

Go to und.com and sign up for Irish ALERT, a text messaging service designed to give fans up-to-the-minute game updates for all 26 varsity sports at Notre Dame ... men's soccer fans can sign up to receive scores after each half of every game.

Notre Dame men's soccer media information:

Publicity for the 2009 Notre Dame men's soccer team is organized by Assistant Sports Information Director Sean Carroll. The Notre Dame Sports Information Office is always interested in assisting members of the media in coverage of Irish soccer.

For men's soccer interviews, please contact Carroll at 574.631.2664. All interviews of coaches and student-athletes must be arranged through the Sports Information Office.

To receive all releases, including weekly updates on the Irish team, via e-mail, please send a request to Carroll at: Carroll.64@nd.edu.

**NSCAA/adidas
Rankings**

Nov. 17

Rank	Team	Record	Last Week
1.	Akron	(20-0-0)	1
2.	Wake Forest	(14-3-3)	3
3.	Virginia	(14-3-3)	6
4.	North Carolina	(13-2-3)	2
5.	Monmouth	(18-1-1)	8
6.	Louisville	(13-2-4)	7
7.	Maryland	(12-5-2)	5
8.	UCLA	(10-3-4)	10
9.	Harvard	(13-3-1)	11
10.	UC Santa Barbara	(15-4-2)	4
11.	Tulsa	(13-4-2)	12
12.	Connecticut	(11-4-3)	9
13.	Ohio State	(12-4-4)	25
14.	St. John's	(9-2-9)	24
15.	North Carolina State	(13-6-2)	20
16.	South Florida	(13-3-3)	13
17.	UC Irvine	(15-6-0)	RV
18.	UNC Wilmington	(14-2-4)	22
19.	San Diego	(12-5-2)	14
20.	Duke	(12-6-0)	15
21.	Northwestern	(10-4-4)	16
22.	Butler	(14-2-2)	23
23.	Saint Louis	(14-6-0)	RV
24.	Drake	(13-6-2)	RV
25.	Charlotte	(11-3-5)	18

Bold indicates 2009 opponent

Poll Tracker
Notre Dame in the NSCAA rankings

Preseason.....T-12th
 Sept. 810th
 Sept. 1521st
 Sept. 22RV
 Sept. 29RV
 Oct. 6NR
 Oct. 13RV
 Oct. 20NR
 Oct. 27RV
 Nov. 3RV
 Nov. 10NR
 Nov. 17NR

**Soccer America
Rankings**

Nov. 16

Rank	Team	Record	Last Week
1.	Akron	(20-0-0)	1
2.	Virginia	(13-3-3)	8
3.	Wake Forest	(14-3-3)	3
4.	North Carolina	(13-2-3)	2
5.	UCLA	(10-3-4)	5
6.	St. John's	(9-2-9)	14
7.	Tulsa	(13-4-2)	15
8.	Ohio State	(12-4-4)	16
9.	Harvard	(13-3-1)	9
10.	Monmouth	(18-1-1)	12
11.	UC Irvine	(15-6-0)	NR
12.	UC Santa Barbara	(15-4-2)	4
13.	Maryland	(12-5-2)	6
14.	Louisville	(13-2-4)	7
15.	South Florida	(13-3-3)	10
16.	Connecticut	(11-4-3)	11
17.	North Carolina State	(12-5-1)	23
18.	UNC Wilmington	(14-2-4)	NR
19.	NOTRE DAME	(10-7-4)	25
20.	Penn State	(12-7-2)	NR
21.	Boston College	(12-8-0)	17
22.	Stanford	(10-5-2)	13
23.	Saint Louis	(14-6-0)	NR
24.	Drake	(13-6-2)	NR
25.	Brown	(10-2-5)	NR

Bold indicates 2009 opponent

Poll Tracker
Notre Dame in the Soccer America rankings

Preseason10th
 Sept. 715th
 Sept. 1423rd
 Sept. 21NR
 Sept. 28NR
 Oct. 5NR
 Oct. 1222nd
 Oct. 19NR
 Oct. 26NR
 Nov. 2NR
 Nov. 925th
 Nov. 1619th

**Soccer Times
Rankings**

Nov. 16

Rank	Team	Record	Last Week
1.	Akron	(20-0-0)	1
2.	Wake Forest	(14-3-3)	3
3.	Virginia	(14-3-3)	8
4.	North Carolina	(13-2-3)	2
5.	UCLA	(10-3-4)	7
6.	Harvard	(13-3-1)	11
7.	Maryland	(12-5-2)	7
8t.	Monmouth	(18-1-1)	9
8t.	Tulsa	(13-4-2)	12
10.	Louisville	(13-2-4)	6
11.	UC Santa Barbara	(15-4-2)	4
12.	Ohio State	(12-4-4)	23
13.	St. John's	(9-2-9)	22
14.	South Florida	(13-3-3)	10
15.	Connecticut	(11-4-3)	13
16.	North Carolina State	(13-6-2)	20
17.	Butler	(14-2-2)	16
18.	UC Irvine	(15-6-0)	NR
19.	Northwestern	(10-4-4)	14
20.	San Diego	(12-5-2)	18
21.	UNC Wilmington	(14-2-4)	24
22.	Stanford	(10-5-2)	15
23.	Duke	(12-6-0)	19
24.	Charlotte	(11-3-5)	17
25.	Penn State	(12-7-2)	NR

Bold indicates 2009 opponent

Poll Tracker
Notre Dame in the Soccer Times rankings

Preseason12th
 Sept. 712th
 Sept. 1420th
 Sept. 2121st
 Sept. 28RV
 Oct. 5RV
 Oct. 12RV
 Oct. 19RV
 Oct. 26RV
 Nov. 2RV
 Nov. 9RV
 Nov. 16RV

**College Soccer News
Rankings**

Nov. 16

Rank	Team	Record	Last Week
1.	Akron	(20-0-0)	1
2.	Virginia	(14-3-3)	8
3.	Wake Forest	(14-3-3)	3
4.	North Carolina	(13-2-3)	2
5.	UC Santa Barbara	(15-4-2)	4
6.	Louisville	(13-2-4)	5
7.	Monmouth	(18-1-1)	10
8.	Maryland	(12-5-2)	6
9.	UCLA	(10-3-4)	7
10.	Harvard	(13-3-1)	12
11.	South Florida	(13-3-3)	9
12.	Connecticut	(11-4-3)	11
13.	North Carolina State	(13-6-2)	15
14.	Tulsa	(13-4-2)	18
15.	Ohio State	(12-4-4)	20
16.	St. John's	(9-2-9)	24
17.	Butler	(14-2-2)	14
18.	Northwestern	(10-4-4)	13
19.	UNC Wilmington	(14-2-4)	22
20.	UC Irvine	(15-6-0)	26
21.	Stanford	(10-5-2)	17
22.	Penn State	(12-7-2)	25
23.	Charlotte	(11-3-5)	16
24.	Duke	(12-6-0)	19
25.	San Diego	(12-5-2)	21
26.	Green Bay	(14-2-3)	27
27.	Brown	(10-2-5)	28
28.	Missouri State	(12-4-2)	23
29.	Saint Louis	(14-6-0)	NR
30.	Boston College	(12-8-0)	30

Bold indicates 2009 opponent

Poll Tracker
Notre Dame in the College Soccer News rankings

Preseason16th
 Sept. 716th
 Sept. 1420th
 Sept. 2125th
 Sept. 2825th
 Oct. 524th
 Oct. 1222nd
 Oct. 19RV
 Oct. 2630th
 Nov. 2RV
 Nov. 9RV
 Nov. 16RV

**2009 BIG EAST
Weekly Awards**

OFFENSIVE PLAYER OF THE WEEK

Sept. 7 - Tim Ritter, Sr., F, Providence
 Sept. 14 - Steffen Vroom, Sr., F, DePaul
 Sept. 21 - Yannick Salmon, Jr., M, Rutgers
 Sept. 28 - Mike Seamon, Sr., M, Villanova
 Oct. 5 - Mark Knight, Jr., F, Louisville
 Oct. 12 - Steffen Vroom, Sr., F, DePaul
 Oct. 19 - Will Ogden, So., F, Villanova
 Oct. 26 - Colin Rolfe, So., F, Louisville
 Nov. 2 - Tim Ritter, Sr., F, Providence

DEFENSIVE PLAYER OF THE WEEK

Sept. 7 - Ben Clack, Sr., D, St. John's
 Sept. 14 - Len Coleman, Sr., D, Georgetown
 Sept. 21 - Phil Edington, Sr., D, Louisville
 Sept. 28 - Kwame Watson-Siriboe, Sr., D, UConn
 Oct. 5 - Robert Brickley, Jr., M, UConn
 Oct. 12 - Phil Edington, Sr., D, Louisville
 Oct. 19 - Kwame Watson-Siriboe, Sr., D, UConn
 Oct. 26 - Phil Edington, Sr., D, Louisville
 Nov. 2 - Connor Lade, So., D, St. John's

GOALKEEPER OF THE WEEK

Sept. 7 - Derby Carrillo, Sr., St. John's
 Sept. 14 - Jeff Attinella, Jr., USF
 Sept. 21 - Paul McHenry, Sr., Seton Hall
 Sept. 28 - Mark Wilber, So., Georgetown
 Oct. 5 - Jeff Attinella, Jr., USF
 Oct. 12 - Josh Ford, Jr., UConn
 Zach Johnson, Jr., West Virginia
 Oct. 19 - Zach Johnson, Jr., West Virginia
 Oct. 26 - Jeff Attinella, Jr., USF
 Nov. 2 - Derby Carrillo, Sr., St. John's

ROOKIE OF THE WEEK

Sept. 7 - Kit North, Fr., D, Cincinnati
 Sept. 14 - Ian Christianson, Fr., M, Georgetown
 Sept. 21 - Antonio Aguilar, Fr., M, DePaul
 Sept. 28 - Abel Sebele, Fr., F, West Virginia
 Oct. 5 - Ryan Jones, Fr., GK, Syracuse
 Oct. 12 - Carlos Alvarez, Fr., F, UConn
 Oct. 19 - Carlos Alvarez, Fr., F, UConn
 Oct. 26 - Carlos Alvarez, Fr., F, UConn
 Nov. 2 - Chris Madsen, Fr., F, Marquette



2009 BIG EAST Standings
as of Nov. 21

	BIG EAST				Overall		
Blue Division	W	L	T	Pts.	W	L	T
*^#Connecticut	8	2	1	25	11	4	4
*^NOTRE DAME	8	3	0	24	11	7	4
*West Virginia	6	3	2	20	7	5	6
*Georgetown	6	5	0	18	9	8	2
*Providence	5	4	2	17	10	7	3
*Marquette	3	5	3	12	4	11	3
Seton Hall	1	7	3	6	4	10	3
Pittsburgh	1	9	1	4	2	13	2

	BIG EAST				Overall		
Red Division	W	L	T	Pts.	W	L	T
*^#Louisville	8	2	1	25	13	3	4
*^St. John's	6	1	4	22	9	2	9
*USF	6	3	2	20	14	3	3
*Villanova	5	5	1	16	9	8	2
*Rutgers	5	6	0	15	9	10	0
*DePaul	5	6	0	15	8	9	3
Cincinnati	3	8	0	9	8	10	0
Syracuse	2	9	0	6	3	15	0

* - clinched BIG EAST Championship berth; ^ - BIG EAST Championship first-round bye; # - BIG EAST regular-season champion

2009 BIG EAST Men's Soccer Honors and Awards

(as voted on by the league's coaches)

Offensive Player of the Year
Bright Dike, Notre Dame, Sr., F

Midfielder of the Year
Toni Stahl, Connecticut, Sr.

Co-Defensive Players of the Year
Phil Edginton, Louisville, Sr.
Kwame Watson-Siriboe, Connecticut, Sr.

Goalkeeper of the Year
Jeff Attinella, USF, Jr.

Rookie of the Year
Carlos Alvarez, Connecticut, Fr., F

Coaching Staff of the Year
Louisville

BIG EAST Fair Play Award
Pittsburgh

All-BIG EAST First Team

Jeff Attinella, USF, Jr., GK
 Tony Cascio, Connecticut, So., F
***Bright Dike, Notre Dame, Sr., F**
 *Phil Edginton, Louisville, Sr., D
 *Colin Rolfe, Louisville, So., F
 Michael Seamon, Villanova, Sr., M
 *Toni Stahl, Connecticut, Sr., M
Michael Thomas, Notre Dame, Sr., M
 Steffen Vroom, DePaul, Sr., F
 Kwame Watson-Siriboe, Connecticut, Sr., D
 Sverre Wegge Gundhus, St. John's, Jr., F

* - unanimous selection

All-BIG EAST Second Team

Bernardo Anor, USF, R-So., M
 Ben Clack, St. John's, R-Sr., D
 Nelson Becerra, St. John's, Sr., M
 Joel Gustafsson, St. John's, Sr., D
 Zach Johnson, West Virginia, R-Jr., GK
 Javed Mohammed, USF, Jr., D
Justin Morrow, Notre Dame, Sr., D
 Tim Ritter, Providence, Sr., F
 Yannick Salmon, Rutgers, Jr., M
 Tadeu Terra, St. John's, R-Jr., M
 Hansen Woodruff, Syracuse, Sr., F

All-BIG EAST Third Team

Carlos Alvarez, Connecticut, Fr., F
 Francisco Aristeguieta, USF, Sr., M
Jeb Brovsky, Notre Dame, Jr., F
 Zak Boggs, USF, Sr., M
 Chris Christian, Villanova, Jr., D
 Josh Ford, Connecticut, R-Jr., GK
 Ibrahim Kamara, Rutgers, So., F
 Brayan Martinez, Seton Hall, Jr., M
Aaron Maund, Notre Dame, So., D
 Gift Mawore, West Virginia, Sr., M
 Andrew Welker, Seton Hall, Jr. F

All-Rookie Team:

Antonio Aguilar, DePaul, Fr., F; Carlos Alvarez, Connecticut, Fr., F; Ian Christianson, Georgetown, Fr, M; Paolo Del Piccolo, Louisville, Fr., M; Stephane DIOP, Connecticut, Fr., M; **Dillon Powers, Notre Dame, Fr., M**; Jossimar Sanchez, Connecticut, Fr., M; Eric Schoenle, West Virginia, Fr., D; Abel Sebele, West Virginia, Fr., M; Hasani Sinclair, USF, Fr., F; Kyle Soroka, Villanova, Fr., F

2009 NOTRE DAME MEN'S SOCCER ROSTER

No.	Name	Yr.	Pos.	Ht.	Wt.	Hometown/High School	Pronunciation
00	Will Walsh	So.	GK	6-3	190	Morristown, NJ/Delbarton	
0	Andrew Quinn***	Sr.	GK	6-3	225	Silver Spring, MD/DeMatha	
1	Philip Tuttle*	Sr.	GK	6-1	200	Hooksett, NH/Brewster Academy	
2	Aaron Maund*	So.	D	6-1	185	Dorchester, MA/The Roxbury Latin School	
3	Bilal Duckett	Jr.	D	6-2	165	Peachtree City, GA/McIntosh	
4	Sean McGrath	So.	D	5-8	145	Indianapolis, IN/Pike	
5	Jeb Brovsky**	Jr.	M/F	6-1	170	Lakewood, CO/Green Mountain	
6	Dave Donohue**(C)	Sr.	M	5-9	160	Reading, MA/Cushing Academy	
7	John Schaefer	Sr.	D	5-11	165	Troy, MI/Detroit Jesuit	
8	Michael Thomas***(C)	Sr.	M	5-10	190	Olathe, KS/St. Thomas Aquinas	
9	Bright Dike***	Sr.	F	6-1	223	Edmond, OK/Edmond North	DEE-kay
10	Tamba Samba**	Sr.	F	5-11	203	Indianapolis, IN/Ben Davis	TOM-buh SOM-buh
11	Steven Perry**	Jr.	F	6-0	175	Edmond, OK/Bishop McGuinness	
12	Craig Krzyskowski	Jr.	D	6-2	195	Western Springs, IL/Lyons Township	Kr-COW-ski
13	Cory Rellas***(C)	Sr.	M/D	6-1	165	Plano, TX/Plano West	
14	Adam Mena	So.	M	5-10	145	Holland, MI/West Ottawa	MAY-nuh
15	Matt Armstrong**	Jr.	M	5-7	155	Phoenix, AZ/North Canyon	
16	Andrew Luttrell	Jr.	M/F	5-7	145	Granger, IN/Penn	
17	Josh Thiermann**	Jr.	M	6-1	180	Stoughton, WI/Stoughton	TEER-man
18	Brendan King*	So.	M	6-0	160	Naperville, IL/Edison Academic Center (Fla.)	
19	Chris Sutton	So.	M/D	6-0	175	Apple Valley, MN/Shattuck-St. Mary's	
20	Greg Klazura	Jr.	M/D	5-10	150	Rockford, IL/Boylan Catholic	KLUH-zur-uh
21	Justin Morrow***(C)	Sr.	M/D	5-8	160	Cleveland, OH/St. Ignatius	
22	Dillon Powers	Fr.	M/F	5-11	172	Plano, TX/Plano Senior	
23	Michael Rose	So.	M/F	6-2	170	Severna Park, MD/Severna Park	
25	Danny O'Leary	Fr.	M/D	5-11	165	Naperville, IL/Neuqua Valley	
26	Michael Knapp	So.	D	6-0	145	Arlington, TX/Jesuit	
27	Grant Van De Castele	Fr.	D	6-2	165	Plano, TX/Frisco Centennial	
28	Kyle Richard	Fr.	M/F	5-10	155	Louisville, KY/Saint Xavier	
29	Bob Novak	Fr.	M	5-6	145	Homer Glen, IL/Lockport Township	
30	Eric Tilley	Fr.	M/D	6-0	160	Albuquerque, NM/Sandia	

Head Coach: Bobby Clark (Jordanhill College '67); **Assistant Coaches:** BJ Craig (Gordon College '93), Chad Riley (Notre Dame '04)

Volunteer Assistant Coach: Vern Gingerich (Tri-State University '97); **Athletic Trainer:** Bill Agnew; **Senior Manager:** Natalie Burke

* - denotes numbers of monograms won; (C) - indicates team captain

Roster Breakdown

Position

Forwards (3): Dike, Perry, Samba

Forwards/Midfielders (5): Brovsky, Luttrell, Powers, Richard, Rose

Midfielders (7): Armstrong, Donohue, King, Mena, Novak, Thiermann, Thomas

Midfielders/Defenders (6): Klazura, Morrow, O'Leary, Rellas, Sutton, Tilley

Defenders (7): Duckett, Knapp, Krzyskowski, Maund, McGrath, Schaefer, Van De Castele

Goalkeepers (3): Quinn, Tuttle, Walsh

Class

Fifth-Year Seniors (3): Dike, Quinn, Rellas

Seniors (6): Donohue, Morrow, Samba, Schaefer, Thomas, Tuttle

Juniors (8): Armstrong, Brovsky, Duckett, Klazura, Krzyskowski, Luttrell, Perry, Thiermann

Sophomores (8): King, Knapp, Maund, McGrath, Mena, Rose, Sutton, Walsh

Freshmen (6): Novak, O'Leary, Powers, Richard, Tilley, Van De Castele

Home State

Arizona (1): Armstrong

Colorado (1): Brovsky

Georgia (1): Duckett

Illinois (5): King, Klazura, Krzyskowski, Novak, O'Leary

Indiana (3): Luttrell, McGrath, Samba

Kansas (1): Thomas

Kentucky (1): Richard

Maryland (2): Quinn, Rose

Massachusetts (2): Donohue, Maund

Michigan (2): Mena, Schaefer

Minnesota (1): Sutton

New Hampshire (1): Tuttle

New Jersey (1): Walsh

New Mexico (1): Tilley

Ohio (1): Morrow

Oklahoma (2): Dike, Perry

Texas (4): Knapp, Powers, Rellas, Van De Castele

Wisconsin (1): Thiermann

Alphabetical Roster

No.	Name	Pos.
15	Matt Armstrong**	M
5	Jeb Brovsky**	M/F
9	Bright Dike***	F
6	Dave Donohue**	M
3	Bilal Duckett	D
18	Brendan King*	M
20	Greg Klazura	M/D
26	Michael Knapp	D
12	Craig Krzyskowski	D
16	Andrew Luttrell	M/F
2	Aaron Maund*	D
4	Sean McGrath	D
14	Adam Mena	M
21	Justin Morrow***	M/D
29	Bob Novak	M
25	Danny O'Leary	M/D
11	Steven Perry**	F
22	Dillon Powers	M/F
0	Andrew Quinn***	GK
13	Cory Rellas***	M/D
28	Kyle Richard	M/F
23	Michael Rose	M/F
10	Tamba Samba**	F
7	John Schaefer	D
19	Chris Sutton	M/D
17	Josh Thiermann**	M
8	Michael Thomas***	M
30	Eric Tilley	M/D
1	Philip Tuttle*	GK
27	Grant Van De Castele	D
00	Will Walsh	GK

*denotes number of monograms received

#0 Andrew Quinn • Sr. • GK

Date	Opponent	Score	GP-GS	Minutes	GA	GAAvg.	Saves	Save%	W	L	T	Shutouts
9/1	MICHIGAN	5-0	**	83:22	0	0.00	3	1.000	1	0	0	0
9/4	vs. Wake Forest (2ot)	1-1	**	110:00	1	0.47	5	.889	1	0	1	0
9/13	NEW MEXICO (ot)	1-2	**	91:48	2	0.95	5	.812	1	1	1	0
9/20	at USF	1-2	**	6:58	1	1.23	1	.778	1	1	1	0
9/27	CINCINNATI	0-1	**	90:00	1	1.18	4	.783	1	2	1	0
10/7	at Marquette	2-0	**	90:00	0	0.95	2	.800	2	2	1	1
10/14	INDIANA	0-3	**	90:00	3	1.28	3	.742	2	3	1	0
10/21	at Georgetown (ot)	2-1	**	97:00	1	1.23	7	.769	3	3	1	0
10/28	at Michigan State	1-2	**	90:00	2	1.32	0	.732	3	4	1	0
11/15	vs. St. John's (2ot)	0-0	**	110:00	0	1.15	3	.750	3	4	2	1
11/19	GREEN BAY	2-1	**	90:00	1	1.14	4	.755	4	4	2	0
Totals			11-11	949:08	12	1.14	37	.755	4	4	2	2

#1 Philip Tuttle • Sr. • GK

Date	Opponent	Score	GP-GS	Minutes	GA	GAAvg.	Saves	Save%	W	L	T	Shutouts
9/1	MICHIGAN	5-0	*	6:38	0	0.00	0	.000	0	0	0	0
9/6	vs. St. John's	0-2	**	90:00	2	1.86	3	.600	0	1	0	0
9/11	SEATTLE	3-0	**	90:00	0	0.96	2	.714	1	1	0	1
9/18	at DePaul	2-1	**	90:00	1	0.98	2	.700	2	1	0	0
9/20	at USF	1-2	*	83:02	1	1.00	3	.714	2	2	0	0
9/25	LOUISVILLE	4-0	**	90:00	0	0.80	3	.765	3	2	0	1
10/2	SETON HALL	2-1	**	90:00	1	0.83	1	.737	4	2	0	0
10/10	at Providence (2ot)	1-0	**	109:09	0	0.69	2	.762	5	2	0	1
10/17	WEST VIRGINIA	0-1	**	90:00	1	0.73	1	.739	5	3	0	0
10/24	at Pittsburgh	1-0	**	90:00	0	0.65	1	.750	6	3	0	1
10/31	CONNECTICUT (ot)	2-1	**	90:57	1	0.68	1	.731	7	3	0	0
11/8	USF (2ot)	2-2	**	110:00	2	0.79	1	.690	7	3	1	0
11/13	vs. Louisville (2ot)	0-0	**	110:00	0	0.71	6	.743	7	3	2	1
Totals			13-11	1139:46	9	0.71	26	.743	7	3	2	5

#2 Aaron Maund • So. • D

Date	Opponent	Score	GP-GS	G	A	Pts	Shots	Shot%	SOG	SOG%	GW	PK-ATT	MIN
9/1	MICHIGAN	5-0	**	0	0	0	0	.000	0	.000	0	0-0	82
9/4	vs. Wake Forest (2ot)	1-1	**	0	0	0	0	.000	0	.000	0	0-0	110
9/6	vs. St. John's	0-2	**	0	0	0	0	.000	0	.000	0	0-0	90
9/11	SEATTLE	3-0	**	0	0	0	1	.000	0	.000	0	0-0	80
9/13	NEW MEXICO (ot)	1-2	**	0	0	0	0	.000	0	.000	0	0-0	92
10/7	at Marquette	2-0	**	0	0	0	0	.000	0	.000	0	0-0	90
10/10	at Providence (2ot)	1-0	**	0	0	0	0	.000	0	.000	0	0-0	109
10/14	INDIANA	0-3	**	0	0	0	1	.000	0	.000	0	0-0	90
10/17	WEST VIRGINIA	0-1	**	0	0	0	0	.000	0	.000	0	0-0	90
10/21	at Georgetown (ot)	2-1	**	0	0	0	0	.000	0	.000	0	0-0	97
10/24	at Pittsburgh	1-0	**	0	0	0	0	.000	0	.000	0	0-0	90
10/28	at Michigan State	1-2	**	0	0	0	0	.000	0	.000	0	0-0	90
10/31	CONNECTICUT (ot)	2-1	**	0	0	0	0	.000	0	.000	0	0-0	91
11/8	USF (2ot)	2-2	**	1	0	2	1	.333	1	.333	0	0-0	110
11/13	vs. Louisville (2ot)	0-0	**	0	0	0	0	.333	0	.333	0	0-0	110
11/15	vs. St. John's (2ot)	0-0	**	0	0	0	0	.333	0	.333	0	0-0	110
11/19	GREEN BAY	2-1	**	0	0	0	0	.333	0	.333	0	0-0	90
Totals			17-17	1	0	2	3	.333	1	.333	0	0-0	1621

#3 Bilal Duckett • Jr. • D

Date	Opponent	Score	GP-GS	G	A	Pts	Shots	Shot%	SOG	SOG%	GW	PK-ATT	MIN
9/1	MICHIGAN	5-0	*	0	0	0	0	.000	0	.000	0	0-0	8
9/4	vs. Wake Forest (2ot)	1-1	*	0	0	0	0	.000	0	.000	0	0-0	46
9/6	vs. St. John's	0-2	**	0	0	0	0	.000	0	.000	0	0-0	90
9/11	SEATTLE	3-0	**	0	0	0	0	.000	0	.000	0	0-0	90
9/13	NEW MEXICO (ot)	1-2	**	0	0	0	1	.000	0	.000	0	0-0	92
9/18	at DePaul	2-1	**	0	0	0	0	.000	0	.000	0	0-0	90
9/20	at USF	1-2	**	0	0	0	0	.000	0	.000	0	0-0	90
9/25	LOUISVILLE	4-0	**	0	0	0	0	.000	0	.000	0	0-0	90
9/27	CINCINNATI	0-1	**	0	0	0	0	.000	0	.000	0	0-0	90
10/2	SETON HALL	2-1	**	0	0	0	2	.000	0	.000	0	0-0	90
10/7	at Marquette	2-0	**	0	0	0	1	.000	0	.000	0	0-0	88
10/10	at Providence (2ot)	1-0	**	0	0	0	1	.000	0	.000	0	0-0	109
10/14	INDIANA	0-3	**	0	0	0	0	.000	0	.000	0	0-0	90
10/17	WEST VIRGINIA	0-1	**	0	0	0	1	.000	1	.167	0	0-0	90
10/21	at Georgetown (ot)	2-1	**	1	0	2	1	.143	1	.286	1	0-0	97
10/24	at Pittsburgh	1-0	**	0	0	0	1	.125	0	.250	0	0-0	90
10/28	at Michigan State	1-2	**	0	0	0	0	.125	0	.250	0	0-0	90
10/31	CONNECTICUT (ot)	2-1	**	0	0	0	0	.125	0	.250	0	0-0	70
11/13	vs. Louisville (2ot)	0-0	**	0	0	0	1	.111	1	.333	0	0-0	110
11/15	vs. St. John's (2ot)	0-0	**	0	0	0	0	.111	0	.333	0	0-0	100
11/19	GREEN BAY	2-1	**	0	0	0	0	.111	0	.333	0	0-0	90
Totals			21-19	1	0	2	9	.111	3	.333	1	0-0	1800

#4 Sean McGrath • So. • D

Date	Opponent	Score	GP-GS	G	A	Pts	Shots	Shot%	SOG	SOG%	GW	PK-ATT	MIN
9/1	MICHIGAN	5-0	**	0	0	0	0	.000	0	.000	0	0-0	90
9/4	vs. Wake Forest (2ot)	1-1	**	0	0	0	0	.000	0	.000	0	0-0	110
9/6	vs. St. John's	0-2	**	0	0	0	2	.000	1	.500	0	0-0	90
9/11	SEATTLE	3-0	**	0	0	0	0	.000	0	.500	0	0-0	90
9/13	NEW MEXICO (ot)	1-2	**	0	0	0	0	.000	0	.500	0	0-0	92
9/18	at DePaul	2-1	**	0	0	0	0	.000	0	.500	0	0-0	90
Totals			6-6	0	0	0	2	.000	1	.500	0	0-0	562

#5 Jeb Brovsky • Jr. • M/F

Date	Opponent	Score	GP-GS	G	A	Pts	Shots	Shot%	SOG	SOG%	GW	PK-ATT	MIN
9/1	MICHIGAN	5-0	**	1	0	2	2	.500	1	.500	1	0-0	72
9/4	vs. Wake Forest (2ot)	1-1	**	0	0	0	3	.200	1	.400	0	0-0	76
9/6	vs. St. John's	0-2	*	0	0	0	2	.143	0	.286	0	0-0	67
9/11	SEATTLE	3-0	**	0	0	0	1	.125	0	.250	0	0-0	70
9/13	NEW MEXICO (ot)	1-2	**	0	0	0	3	.091	0	.182	0	0-0	76
9/18	at DePaul	2-1	**	1	0	2	1	.167	1	.250	0	0-0	68
9/20	at USF	1-2	**	0	0	0	2	.143	1	.286	0	0-0	59
9/25	LOUISVILLE	4-0	**	1	1	3	2	.188	1	.312	0	0-0	63
9/27	CINCINNATI	0-1	**	0	0	0	1	.176	1	.353	0	0-0	74
10/2	SETON HALL	2-1	**	0	0	0	3	.150	1	.350	0	0-0	59
10/7	at Marquette	2-0	**	0	0	0	3	.130	1	.348	0	0-0	69
10/10	at Providence (2ot)	1-0	**	0	0	0	2	.120	1	.360	0	0-0	109
10/14	INDIANA	0-3	**	0	0	0	2	.111	0	.333	0	0-0	70
10/17	WEST VIRGINIA	0-1	*	0	0	0	3	.100	1	.333	0	0-0	68
10/24	at Pittsburgh	1-0	*	0	1	1	3	.091	1	.333	0	0-0	66
10/28	at Michigan State	1-2	*	0	1	1	3	.083	1	.333	0	0-0	67
10/31	CONNECTICUT (ot)	2-1	*	0	1	1	3	.077	3	.385	0	0-0	69
11/8	USF (2ot)	2-2	*	0	0	0	4	.070	0	.349	0	0-0	87
11/13	vs. Louisville (2ot)	0-0	**	0	0	0	4	.064	0	.319	0	0-0	110
11/15	vs. St. John's (2ot)	0-0	*	0	0	0	0	.064	0	.319	0	0-0	75
11/19	GREEN BAY	2-1	**	1	0	2	3	.080	3	.360	1	0-0	90
Totals			21-14	4	4	12	50	.080	18	.360	2	0-0	1564

#6 Dave Donohue • Sr. • M

Date	Opponent	Score	GP-GS	G	A	Pts	Shots	Shot%	SOG	SOG%	GW	PK-ATT	MIN
9/1	MICHIGAN	5-0	**	0	0	0	1	.000	0	.000	0	0-0	60
9/4	vs. Wake Forest (2ot)	1-1	**	0	0	0	0	.000	0	.000	0	0-0	48
9/6	vs. St. John's	0-2	**	0	0	0	0	.000	0	.000	0	0-0	45
9/11	SEATTLE	3-0	**	0	0	0	0	.000	0	.000	0	0-0	45
9/13	NEW MEXICO (ot)	1-2	**	0	0	0	1	.000	1	.500	0	0-0	46
9/18	at DePaul	2-1	**	0	0	0	0	.000	0	.500	0	0-0	24
9/20	at USF	1-2	**	0	0	0	1	.000	1	.667	0	0-0	45
9/25	LOUISVILLE	4-0	**	0	1	1	0	.000	0	.667	0	0-0	43
9/27	CINCINNATI	0-1	**	0	0	0	0	.000	0	.667	0	0-0	47
10/2	SETON HALL	2-1	**	0	0	0	2	.000	1	.600	0	0-0	67
10/7	at Marquette	2-0	**	0	0	0	0	.000	0	.600	0	0-0	40
10/10	at Providence (2ot)	1-0	**	0	0	0	0	.000	0	.600	0	0-0	25
10/21	at Georgetown (ot)	2-1	**	0	0	0	1	.000	0	.500	0	0-0	26
10/24	at Pittsburgh	1-0	**	0	0	0	0	.000	0	.500	0	0-0	67
10/28	at Michigan State	1-2	**	0	0	0	0	.000	0	.500	0	0-0	27
10/31	CONNECTICUT (ot)	2-1	**	0	0	0	0	.000	0	.500	0	0-0	52
11/8	USF (2ot)	2-2	**	0	0	0	1	.000	0	.429	0	0-0	54
11/13	vs. Louisville (2ot)	0-0	**	0	0	0	0	.000	0	.429	0	0-0	49
11/15	vs. St. John's (2ot)	0-0	**	0	0	0	1	.000	0	.375	0	0-0	55
11/19	GREEN BAY	2-1	**	0	0	0	1	.000	0	.333	0	0-0	58
Totals			20-20	0	1	1	9	.000	3	.333	0	0-0	923

#7 John Schaefer • Sr. • D

Date	Opponent	Score	GP-GS	G	A	Pts	Shots	Shot%	SOG	SOG%	GW	PK-ATT	MIN
9/1	MICHIGAN	5-0	*	0	0	0	1	.000	1	1.000	0	0-0	76
9/4	vs. Wake Forest (2ot)	1-1	**	0	0	0	0	.000	0	1.000	0	0-0	110
9/6	vs. St. John's	0-2	**	0	0	0	1	.000	0	.500	0	0-0	90
9/11	SEATTLE	3-0	**	1	0	2	1	.333	1	.667	0	0-0	90
9/13	NEW MEXICO (ot)	1-2	**	0	0	0	0	.333	0	.667	0	0-0	92
9/18	at DePaul	2-1	**	0	0	0	0	.333	0	.667	0	0-0	90
9/20	at USF	1-2	**	0	0	0	0	.333	0	.667	0	0-0	90
9/25	LOUISVILLE	4-0	**	0	0	0	0	.333	0	.667	0	0-0	90
9/27	CINCINNATI	0-1	**	0	0	0	2	.200	1	.600	0	0-0	90
10/2	SETON HALL	2-1	**	0	0	0	0	.200	0	.600	0	0-0	90
10/7	at Marquette	2-0	**	0	0	0	0	.200	0	.600	0	0-0	90
10/10	at Providence (2ot)	1-0	**	0	0	0	0	.200	0	.600	0	0-0	109
10/14	INDIANA	0-3	**	0	0	0	1	.167	1	.667	0	0-0	90
10/17	WEST VIRGINIA	0-1	**	0	0	0	1	.143	0	.571	0	0-0	83
10/21	at Georgetown (ot)	2-1	**	0	0	0	1	.125	0	.500	0	0-0	97
10/24	at Pittsburgh	1-0	**	0	0	0	0	.125	0	.500	0	0-0	90
10/28	at Michigan State	1-2	**	0	0	0	1	.111	0	.444	0	0-0	90
10/31	CONNECTICUT (ot)	2-1	**	0	0	0	0	.111	0	.444	0	0-0	91
11/8	USF (2ot)	2-2	**	0	0	0	0	.111	0	.444	0	0-0	110
11/13	vs. Louisville (2ot)	0-0	**	0	0	0	0	.111	0	.444	0	0-0	110
11/15	vs. St. John's (2ot)	0-0	**	0	0	0	0	.111	0	.444	0	0-0	110
11/19	GREEN BAY	2-1	**	0	0	0	0	.111	0	.444	0	0-0	90
Totals			22-21	1	0	2	9	.111	4	.444	0	0-0	2068

#8 Michael Thomas • Sr. • M

Date	Opponent	Score	GP-GS	G	A	Pts	Shots	Shot%	SOG	SOG%	GW	PK-ATT	MIN
9/1	MICHIGAN	5-0	**	0	1	1	3	.000	1	.333	0	0-0	90
9/4	vs. Wake Forest (2ot)	1-1	**	1	0	2	2	.200	2	.600	0	1-1	110
9/6	vs. St. John's	0-2	**	0	0	0	1	.167	1	.667	0	0-1	90
9/11	SEATTLE	3-0	**	1	0	2	3	.222	1	.556	0	0-0	79
9/13	NEW MEXICO (ot)	1-2	**	0	0	0	2	.182	1	.545	0	0-0	92
9/18	at DePaul	2-1	**	0	2	2	0	.182	0	.545	0	0-0	90
9/20	at USF	1-2	**	0	0	0	2	.154	1	.538	0	0-0	73
9/25	LOUISVILLE	4-0	**	1	1	3	5	.167	1	.444	1	0-0	90
9/27	CINCINNATI	0-1	**	0	0	0	3	.143	2	.476	0	0-0	90
10/2	SETON HALL	2-1	**	1	0	2	3	.167	2	.500	0	1-1	90
10/7	at Marquette	2-0	**	0	0	0	2	.154	1	.500	0	0-0	90
10/10	at Providence (2ot)	1-0	**	0	0	0	3	.138	1	.483	0	0-0	109
10/14	INDIANA	0-3	**	0	0	0	0	.138	0	.483	0	0-0	90
10/17	WEST VIRGINIA	0-1	**	0	0	0	2	.129	2	.516	0	0-0	87
10/21	at Georgetown (ot)	2-1	**	1	0	2	4	.143	2	.514	0	0-0	97
10/24	at Pittsburgh	1-0	**	0	1	1	1	.139	0	.500	0	0-0	86
10/28	at Michigan State	1-2	**	0	0	0	2	.132	1	.500	0	0-0	90
10/31	CONNECTICUT (ot)	2-1	**	1	0	2	1	.154	1	.513	0	0-0	91
11/8	USF (2ot)	2-2	**	0	1	1	3	.143	0	.476	0	0-0	110
11/13	vs. Louisville (2ot)	0-0	**	0	0	0	2	.136	0	.455	0	0-0	110
11/15	vs. St. John's (2ot)	0-0	**	0	0	0	2	.130	1	.457	0	0-0	110
11/19	GREEN BAY	2-1	**	0	0	0	2	.125	1	.458	0	0-0	90
Totals			22-22	6	6	18	48	.125	21	.458	1	2-3	2054

#9 Bright Dike • Sr. • F

Date	Opponent	Score	GP-GS	G	A	Pts	Shots	Shot%	SOG	SOG%	GW	PK-ATT	MIN
9/1	MICHIGAN	5-0	**	3	0	6	7	.429	4	.571	0	0-0	55
9/4	vs. Wake Forest (2ot)	1-1	**	0	0	0	3	.300	0	.400	0	0-0	86
9/6	vs. St. John's	0-2	*	0	0	0	2	.250	1	.417	0	0-0	67
9/11	SEATTLE	3-0	**	0	1	1	3	.200	1	.400	0	0-0	57
9/13	NEW MEXICO (ot)	1-2	**	0	0	0	1	.188	1	.438	0	0-0	60
9/18	at DePaul	2-1	**	1	0	2	1	.235	1	.471	1	0-0	31
9/20	at USF	1-2	**	1	0	2	1	.278	1	.500	0	0-0	59
9/25	LOUISVILLE	4-0	**	1	1	3	1	.316	1	.526	0	0-0	63
9/27	CINCINNATI	0-1	**	0	0	0	4	.261	3	.565	0	0-0	59
10/2	SETON HALL	2-1	**	0	0	0	2	.240	2	.600	0	0-0	76
10/7	at Marquette	2-0	*	1	0	2	1	.269	1	.615	0	0-0	61
10/10	at Providence (2ot)	1-0	*	1	0	2	4	.267	2	.600	1	0-0	84
10/14	INDIANA	0-3	**	0	0	0	2	.250	0	.562	0	0-0	70
10/17	WEST VIRGINIA	0-1	**	0	0	0	4	.222	3	.583	0	0-0	75
10/21	at Georgetown (ot)	2-1	**	0	0	0	2	.211	0	.553	0	0-0	52
10/24	at Pittsburgh	1-0	*	0	0	0	1	.205	1	.564	0	0-0	60
10/28	at Michigan State	1-2	*	0	0	0	4	.186	1	.535	0	0-0	67
10/31	CONNECTICUT (ot)	2-1	*	1	1	3	5	.188	3	.542	1	0-0	66
11/8	USF (2ot)	2-2	*	1	0	2	6	.185	1	.500	0	0-0	87
11/13	vs. Louisville (2ot)	0-0	**	0	0	0	2	.179	2	.518	0	0-0	91
11/15	vs. St. John's (2ot)	0-0	*	0	0	0	6	.161	3	.516	0	0-0	81
11/19	GREEN BAY	2-1	*	1	0	2	2	.172	2	.531	0	0-0	51
Totals			22-13	11	3	25	64	.172	34	.531	3	0-0	1403

#10 Tamba Samba • Sr. • F

Date	Opponent	Score	GP-GS	G	A	Pts	Shots	Shot%	SOG	SOG%	GW	PK-ATT	MIN
9/1	MICHIGAN	5-0	*	0	1	1	1	.000	1	1.000	0	0-0	18
9/4	vs. Wake Forest (2ot)	1-1	*	0	0	0	0	.000	0	1.000	0	0-0	24
9/6	vs. St. John's	0-2	**	0	0	0	0	.000	0	1.000	0	0-0	23
9/11	SEATTLE	3-0	*	0	0	0	1	.000	0	.500	0	0-0	15
9/18	at DePaul	2-1	*	0	0	0	0	.000	0	.500	0	0-0	26
9/20	at USF	1-2	*	0	0	0	1	.000	0	.333	0	0-0	15
9/25	LOUISVILLE	4-0	*	0	0	0	0	.000	0	.333	0	0-0	27
9/27	CINCINNATI	0-1	*	0	0	0	0	.000	0	.333	0	0-0	16
10/2	SETON HALL	2-1	*	0	0	0	0	.000	0	.333	0	0-0	38
10/7	at Marquette	2-0	*	1	0	2	3	.167	2	.500	1	0-0	21
10/10	at Providence (2ot)	1-0	**	0	0	0	1	.143	1	.571	0	0-0	42
10/14	INDIANA	0-3	*	0	0	0	0	.143	0	.571	0	0-0	20
10/17	WEST VIRGINIA	0-1	**	0	0	0	2	.111	1	.556	0	0-0	32
10/21	at Georgetown (ot)	2-1	**	0	0	0	0	.111	0	.556	0	0-0	71
10/24	at Pittsburgh	1-0	**	0	0	0	3	.083	1	.500	0	0-0	24
10/28	at Michigan State	1-2	**	0	0	0	0	.083	0	.500	0	0-0	23
10/31	CONNECTICUT (ot)	2-1	**	0	0	0	0	.083	0	.500	0	0-0	22
11/8	USF (2ot)	2-2	**	0	0	0	0	.083	0	.500	0	0-0	23
11/15	vs. St. John's (2ot)	0-0	**	0	0	0	0	.083	0	.500	0	0-0	22
Totals			19-9	1	1	3	12	.083	6	.500	1	0-0	502

#11 Steven Perry • Jr. • F

Date	Opponent	Score	GP-GS	G	A	Pts	Shots	Shot%	SOG	SOG%	GW	PK-ATT	MIN
9/1	MICHIGAN	5-0	*	1	0	2	2	.500	1	.500	0	0-0	28
9/4	vs. Wake Forest (2ot)	1-1	*	0	0	0	0	.500	0	.500	0	0-0	34
9/6	vs. St. John's	0-2	**	0	0	0	2	.250	1	.500	0	0-0	44
9/11	SEATTLE	3-0	*	0	0	0	1	.200	0	.400	0	0-0	33
9/13	NEW MEXICO (ot)	1-2	*	0	0	0	0	.200	0	.400	0	0-0	32
9/18	at DePaul	2-1	*	0	0	0	1	.167	1	.500	0	0-0	33
9/20	at USF	1-2	*	0	0	0	1	.143	1	.571	0	0-0	34
9/25	LOUISVILLE	4-0	*	1	0	2	1	.250	1	.625	0	0-0	27
9/27	CINCINNATI	0-1	*	0	0	0	3	.182	0	.455	0	0-0	47
10/2	SETON HALL	2-1	*	0	0	0	0	.182	0	.455	0	0-0	31
10/7	at Marquette	2-0	**	0	0	0	0	.182	0	.455	0	0-0	29
10/10	at Providence (2ot)	1-0	**	0	0	0	1	.167	1	.500	0	0-0	50
10/14	INDIANA	0-3	*	0	0	0	1	.154	0	.462	0	0-0	35
10/17	WEST VIRGINIA	0-1	*	0	0	0	2	.133	0	.400	0	0-0	40
10/21	at Georgetown (ot)	2-1	*	0	0	0	2	.118	0	.353	0	0-0	37
10/24	at Pittsburgh	1-0	**	0	0	0	0	.118	0	.353	0	0-0	30
10/28	at Michigan State	1-2	**	0	0	0	1	.111	0	.333	0	0-0	48
10/31	CONNECTICUT (ot)	2-1	**	0	0	0	2	.100	1	.350	0	0-0	25
11/8	USF (2ot)	2-2	**	0	0	0	3	.087	2	.391	0	0-0	64
11/13	vs. Louisville (2ot)	0-0	*	0	0	0	0	.087	0	.391	0	0-0	19
11/15	vs. St. John's (2ot)	0-0	**	0	0	0	2	.080	0	.360	0	0-0	57
11/19	GREEN BAY	2-1	**	0	0	0	4	.069	0	.310	0	0-0	39
Totals			22-9	2	0	4	29	.069	9	.310	0	0-0	816

#13 Cory Rellas • Sr. • M/D

Date	Opponent	Score	GP-GS	G	A	Pts	Shots	Shot%	SOG	SOG%	GW	PK-ATT	MIN
9/1	MICHIGAN	5-0	**	0	0	0	0	.000	0	.000	0	0-0	14
Totals			1-1	0	0	0	0	.000	0	.000	0	0-0	14

#14 Adam Mena • So. • M

Date	Opponent	Score	GP-GS	G	A	Pts	Shots	Shot%	SOG	SOG%	GW	PK-ATT	MIN
9/1	MICHIGAN	5-0	*	0	0	0	1	.000	1	1.000	0	0-0	30
9/4	vs. Wake Forest (2ot)	1-1	*	0	0	0	1	.000	0	.500	0	0-0	25
9/6	vs. St. John's	0-2	*	0	0	0	2	.000	0	.250	0	0-0	15
9/11	SEATTLE	3-0	*	0	0	0	1	.000	0	.200	0	0-0	8
9/13	NEW MEXICO (ot)	1-2	*	0	0	0	0	.000	0	.200	0	0-0	2
9/18	at DePaul	2-1	*	0	0	0	0	.000	0	.200	0	0-0	22
9/20	at USF	1-2	*	0	0	0	1	.000	0	.167	0	0-0	52
9/25	LOUISVILLE	4-0	*	0	0	0	0	.000	0	.167	0	0-0	5
10/10	at Providence (2ot)	1-0	*	0	0	0	0	.000	0	.167	0	0-0	13
10/14	INDIANA	0-3	*	0	0	0	0	.000	0	.167	0	0-0	8
10/17	WEST VIRGINIA	0-1	*	0	0	0	0	.000	0	.167	0	0-0	12
10/21	at Georgetown (ot)	2-1	*	0	0	0	1	.000	0	.143	0	0-0	7
10/28	at Michigan State	1-2	*	1	0	2	1	.125	1	.250	0	0-0	36
10/31	CONNECTICUT (ot)	2-1	*	0	0	0	0	.125	0	.250	0	0-0	13
11/8	USF (2ot)	2-2	*	0	0	0	0	.125	0	.250	0	0-0	27
11/13	vs. Louisville (2ot)	0-0	*	0	0	0	0	.125	0	.250	0	0-0	24
Totals			16-0	1	0	2	8	.125	2	.250	0	0-0	299

#15 Matt Armstrong • Jr. • M

Date	Opponent	Score	GP-GS	G	A	Pts	Shots	Shot%	SOG	SOG%	GW	PK-ATT	MIN
9/1	MICHIGAN	5-0	**	0	1	1	0	.000	0	.000	0	0-0	76
9/4	vs. Wake Forest (2ot)	1-1	**	0	0	0	1	.000	0	.000	0	0-0	93
9/6	vs. St. John's	0-2	**	0	0	0	0	.000	0	.000	0	0-0	79
9/11	SEATTLE	3-0	**	0	0	0	1	.000	0	.000	0	0-0	83
9/13	NEW MEXICO (ot)	1-2	**	0	0	0	1	.000	0	.000	0	0-0	68
9/18	at DePaul	2-1	**	0	0	0	0	.000	0	.000	0	0-0	90
9/20	at USF	1-2	**	0	0	0	0	.000	0	.000	0	0-0	74
9/25	LOUISVILLE	4-0	**	0	0	0	0	.000	0	.000	0	0-0	90
9/27	CINCINNATI	0-1	**	0	0	0	0	.000	0	.000	0	0-0	75
10/2	SETON HALL	2-1	**	0	0	0	0	.000	0	.000	0	0-0	90
10/7	at Marquette	2-0	**	0	0	0	0	.000	0	.000	0	0-0	70
10/10	at Providence (2ot)	1-0	**	0	0	0	0	.000	0	.000	0	0-0	109
10/14	INDIANA	0-3	**	0	0	0	0	.000	0	.000	0	0-0	76
10/21	at Georgetown (ot)	2-1	**	0	0	0	0	.000	0	.000	0	0-0	97
10/24	at Pittsburgh	1-0	**	0	0	0	1	.000	0	.000	0	0-0	69
10/31	CONNECTICUT (ot)	2-1	**	0	0	0	1	.000	0	.000	0	0-0	91
11/8	USF (2ot)	2-2	**	0	0	0	0	.000	0	.000	0	0-0	82
11/13	vs. Louisville (2ot)	0-0	**	0	0	0	0	.000	0	.000	0	0-0	110
11/15	vs. St. John's (2ot)	0-0	**	0	0	0	0	.000	0	.000	0	0-0	82
11/19	GREEN BAY	2-1	**	0	0	0	0	.000	0	.000	0	0-0	90
Totals			20-20	0	1	1	5	.000	0	.000	0	0-0	1694

#16 Andrew Luttrell • Jr. • M/F

Date	Opponent	Score	GP-GS	G	A	Pts	Shots	Shot%	SOG	SOG%	GW	PK-ATT	MIN
9/1	MICHIGAN	5-0	*	0	0	0	0	.000	0	.000	0	0-0	7
10/17	WEST VIRGINIA	0-1	*	0	0	0	0	.000	0	.000	0	0-0	6
11/15	vs. St. John's (2ot)	0-0	*	0	0	0	0	.000	0	.000	0	0-0	10
Totals			3-0	0	0	0	0	.000	0	.000	0	0-0	23

#17 Josh Thiermann • Jr. • M

Date	Opponent	Score	GP-GS	G	A	Pts	Shots	Shot%	SOG	SOG%	GW	PK-ATT	MIN
9/1	MICHIGAN	5-0	*	0	0	0	1	.000	1	1.000	0	0-0	33
9/4	vs. Wake Forest (2ot)	1-1	*	0	0	0	0	.000	0	1.000	0	0-0	40
9/6	vs. St. John's	0-2	*	0	0	0	0	.000	0	1.000	0	0-0	8
9/11	SEATTLE	3-0	*	0	1	1	2	.000	0	.333	0	0-0	37
9/13	NEW MEXICO (ot)	1-2	*	0	0	0	1	.000	1	.500	0	0-0	38
9/18	at DePaul	2-1	*	0	0	0	1	.000	0	.400	0	0-0	66
9/20	at USF	1-2	*	0	0	0	0	.000	0	.400	0	0-0	45
9/25	LOUISVILLE	4-0	**	0	0	0	0	.000	0	.400	0	0-0	43
9/27	CINCINNATI	0-1	**	0	0	0	1	.000	0	.333	0	0-0	47
10/2	SETON HALL	2-1	*	0	0	0	0	.000	0	.333	0	0-0	10
10/7	at Marquette	2-0	**	0	0	0	1	.000	1	.429	0	0-0	56
10/10	at Providence (2ot)	1-0	**	0	0	0	0	.000	0	.429	0	0-0	17
10/14	INDIANA	0-3	**	0	0	0	0	.000	0	.429	0	0-0	31
10/21	at Georgetown (ot)	2-1	*	0	0	0	0	.000	0	.429	0	0-0	32
10/28	at Michigan State	1-2	*	0	0	0	0	.000	0	.429	0	0-0	39
11/13	vs. Louisville (2ot)	0-0	*	0	0	0	0	.000	0	.429	0	0-0	4
11/15	vs. St. John's (2ot)	0-0	*	0	0	0	0	.000	0	.333	0	0-0	45
Totals			17-4	0	1	1	9	.000	3	.333	0	0-0	591

#18 Brendan King • so. • M

Date	Opponent	Score	GP-GS	G	A	Pts	Shots	Shot%	SOG	SOG%	GW	PK-ATT	MIN
9/4	vs. Wake Forest (2ot)	1-1	*	0	0	0	1	.000	1	1.000	0	0-0	43
9/6	vs. St. John's	0-2	*	0	0	0	0	.000	0	1.000	0	0-0	40
9/11	SEATTLE	3-0	*	0	0	0	2	.000	1	.667	0	0-0	37
9/13	NEW MEXICO (ot)	1-2	*	0	0	0	0	.000	0	.667	0	0-0	46
9/18	at DePaul	2-1	*	0	0	0	0	.000	0	.667	0	0-0	66
9/20	at USF	1-2	**	0	0	0	2	.000	1	.600	0	0-0	45
9/25	LOUISVILLE	4-0	*	0	0	0	3	.000	1	.500	0	0-0	42
9/27	CINCINNATI	0-1	*	0	0	0	1	.000	0	.444	0	0-0	43
10/2	SETON HALL	2-1	**	0	0	0	1	.000	0	.400	0	0-0	45
10/7	at Marquette	2-0	*	0	1	1	0	.000	0	.400	0	0-0	35
10/10	at Providence (2ot)	1-0	*	0	0	0	0	.000	0	.400	0	0-0	36
10/14	INDIANA	0-3	**	0	0	0	1	.000	1	.455	0	0-0	67
10/17	WEST VIRGINIA	0-1	**	0	0	0	0	.000	0	.455	0	0-0	60
10/21	at Georgetown (ot)	2-1	*	0	1	1	0	.000	0	.455	0	0-0	71
10/24	at Pittsburgh	1-0	**	0	0	0	1	.000	1	.500	0	0-0	45
10/28	at Michigan State	1-2	**	0	0	0	2	.000	0	.429	0	0-0	33
10/31	CONNECTICUT (ot)	2-1	**	0	1	1	1	.000	1	.467	0	0-0	57
11/8	USF (2ot)	2-2	**	0	0	0	1	.000	0	.438	0	0-0	68
11/13	vs. Louisville (2ot)	0-0	*	0	0	0	1	.000	0	.412	0	0-0	41
11/15	vs. St. John's (2ot)	0-0	**	0	0	0	0	.000	0	.412	0	0-0	35
11/19	GREEN BAY	2-1	*	0	0	0	2	.000	1	.421	0	0-0	32
Totals			21-9	0	3	3	19	.000	8	.421	0	0-0	987

#19 Chris Sutton • so. • M/D

Date	Opponent	Score	GP-GS	G	A	Pts	Shots	Shot%	SOG	SOG%	GW	PK-ATT	MIN
9/1	MICHIGAN	5-0	**	0	0	0	0	.000	0	.000	0	0-0	90
9/4	vs. Wake Forest (2ot)	1-1	**	0	0	0	0	.000	0	.000	0	0-0	64
9/11	SEATTLE	3-0	*	0	0	0	0	.000	0	.000	0	0-0	10
9/18	at DePaul	2-1	**	0	0	0	0	.000	0	.000	0	0-0	90
9/20	at USF	1-2	**	0	0	0	0	.000	0	.000	0	0-0	45
9/25	LOUISVILLE	4-0	**	0	0	0	0	.000	0	.000	0	0-0	90
9/27	CINCINNATI	0-1	**	0	0	0	0	.000	0	.000	0	0-0	90
10/2	SETON HALL	2-1	**	0	0	0	0	.000	0	.000	0	0-0	90
10/17	WEST VIRGINIA	0-1	*	0	0	0	0	.000	0	.000	0	0-0	3
10/31	CONNECTICUT (ot)	2-1	*	0	0	0	0	.000	0	.000	0	0-0	8
Totals			10-7	0	0	0	0	.000	0	.000	0	0-0	580

#20 Greg Klazura • Jr. • M/D

Date	Opponent	Score	GP-GS	G	A	Pts	Shots	Shot%	SOG	SOG%	GW	PK-ATT	MIN
9/20	at USF	1-2	*	0	0	0	0	.000	0	.000	0	0-0	3
9/25	LOUISVILLE	4-0	*	0	0	0	0	.000	0	.000	0	0-0	5
10/7	at Marquette	2-0	*	0	0	0	0	.000	0	.000	0	0-0	2
10/31	CONNECTICUT (ot)	2-1	*	0	0	0	0	.000	0	.000	0	0-0	13
11/8	USF (2ot)	2-2	**	0	0	0	0	.000	0	.000	0	0-0	81
11/15	vs. St. John's (2ot)	0-0	*	0	0	0	1	.000	0	.000	0	0-0	10
Totals			6-1	0	0	0	1	.000	0	.000	0	0-0	114

#21 Justin Morrow • Sr. • M/D

Date	Opponent	Score	GP-GS	G	A	Pts	Shots	Shot%	SOG	SOG%	GW	PK-ATT	MIN
9/1	MICHIGAN	5-0	**	0	0	0	3	.000	1	.333	0	0-0	57
9/4	vs. Wake Forest (2ot)	1-1	**	0	0	0	3	.000	0	.167	0	0-0	64
9/6	vs. St. John's	0-2	**	0	0	0	1	.000	0	.143	0	0-0	50
9/11	SEATTLE	3-0	**	1	0	2	1	.125	1	.250	1	0-0	53
9/13	NEW MEXICO (ot)	1-2	**	0	0	0	1	.111	0	.222	0	0-0	52
9/18	at DePaul	2-1	**	0	0	0	0	.111	0	.222	0	0-0	24
9/20	at USF	1-2	**	0	0	0	1	.100	1	.300	0	0-0	87
9/25	LOUISVILLE	4-0	**	0	0	0	0	.100	0	.300	0	0-0	90
9/27	CINCINNATI	0-1	**	0	0	0	0	.100	0	.300	0	0-0	90
10/2	SETON HALL	2-1	**	1	0	2	1	.182	1	.364	1	0-0	90
10/7	at Marquette	2-0	**	0	0	0	0	.182	0	.364	0	0-0	90
10/10	at Providence (2ot)	1-0	**	0	0	0	0	.182	0	.364	0	0-0	109
10/14	INDIANA	0-3	**	0	0	0	0	.182	0	.364	0	0-0	90
10/17	WEST VIRGINIA	0-1	**	0	0	0	0	.182	0	.364	0	0-0	90
10/21	at Georgetown (ot)	2-1	**	0	0	0	0	.182	0	.364	0	0-0	97
10/24	at Pittsburgh	1-0	**	0	0	0	0	.182	0	.364	0	0-0	90
10/28	at Michigan State	1-2	**	0	0	0	0	.182	0	.364	0	0-0	90
10/31	CONNECTICUT (ot)	2-1	**	0	0	0	0	.182	0	.364	0	0-0	91
11/8	USF (2ot)	2-2	**	0	0	0	0	.182	0	.364	0	0-0	110
11/13	vs. Louisville (2ot)	0-0	**	0	0	0	0	.182	0	.364	0	0-0	110
11/15	vs. St. John's (2ot)	0-0	**	0	0	0	0	.182	0	.364	0	0-0	110
11/19	GREEN BAY	2-1	**	0	1	1	0	.182	0	.364	0	0-0	90
Totals			22-22	2	1	5	11	.182	4	.364	2	0-0	1824

#22 Dillon Powers • Fr. • M/F

Date	Opponent	Score	GP-GS	G	A	Pts	Shots	Shot%	SOG	SOG%	GW	PK-ATT	MIN
9/1	MICHIGAN	5-0	*	0	1	1	1	.000	0	.000	0	0-0	14
9/4	vs. Wake Forest (2ot)	1-1	*	0	0	0	2	.000	1	.333	0	0-0	17
9/6	vs. St. John's	0-2	*	0	0	0	0	.000	0	.333	0	0-0	11
9/11	SEATTLE	3-0	*	0	0	0	0	.000	0	.333	0	0-0	18
9/13	NEW MEXICO (ot)	1-2	*	0	0	0	1	.000	0	.250	0	0-0	24
10/7	at Marquette	2-0	*	0	0	0	2	.000	0	.167	0	0-0	20
10/10	at Providence (2ot)	1-0	*	0	1	1	4	.000	3	.400	0	0-0	38
10/14	INDIANA	0-3	*	0	0	0	0	.000	0	.400	0	0-0	25
10/17	WEST VIRGINIA	0-1	**	0	0	0	2	.000	2	.500	0	0-0	90
10/21	at Georgetown (ot)	2-1	*	0	0	0	0	.000	0	.500	0	0-0	26
10/24	at Pittsburgh	1-0	*	0	0	0	4	.000	1	.438	0	0-0	49
10/28	at Michigan State	1-2	**	0	0	0	0	.000	0	.438	0	0-0	90
10/31	CONNECTICUT (ot)	2-1	*	0	1	1	0	.000	0	.438	0	0-0	60
11/8	USF (2ot)	2-2	*	0	1	1	2	.000	0	.389	0	0-0	87
11/13	vs. Louisville (2ot)	0-0	**	0	0	0	2	.000	0	.350	0	0-0	102
11/15	vs. St. John's (2ot)	0-0	*	0	0	0	1	.000	0	.333	0	0-0	88
11/19	GREEN BAY	2-1	**	0	1	1	2	.000	1	.348	0	0-0	90
Totals			17-4	0	5	5	23	.000	8	.348	0	0-0	849

#23 Michael Rose • So. • M/F

Date	Opponent	Score	GP-GS	G	A	Pts	Shots	Shot%	SOG	SOG%	GW	PK-ATT	MIN
9/11	SEATTLE	3-0	*	0	0	0	1	.000	1	1.000	0	0-0	5
9/13	NEW MEXICO (ot)	1-2	*	0	0	0	1	.000	1	1.000	0	0-0	16
9/20	at USF	1-2	*	0	1	1	1	.000	0	.667	0	0-0	38
9/25	LOUISVILLE	4-0	*	0	0	0	0	.000	0	.667	0	0-0	42
9/27	CINCINNATI	0-1	*	0	0	0	0	.000	0	.667	0	0-0	43
10/2	SETON HALL	2-1	*	0	0	0	0	.000	0	.667	0	0-0	35
10/7	at Marquette	2-0	*	0	0	0	2	.000	1	.600	0	0-0	49
10/10	at Providence (2ot)	1-0	*	0	0	0	2	.000	1	.571	0	0-0	67
10/14	INDIANA	0-3	*	0	0	0	1	.000	1	.625	0	0-0	49
10/17	WEST VIRGINIA	0-1	**	0	0	0	1	.000	1	.667	0	0-0	74
10/21	at Georgetown (ot)	2-1	**	0	0	0	0	.000	0	.667	0	0-0	58
10/24	at Pittsburgh	1-0	*	1	0	2	1	.100	1	.700	1	0-0	45
10/28	at Michigan State	1-2	*	0	0	0	0	.100	0	.700	0	0-0	24
Totals			13-2	1	1	3	10	.100	7	.700	1	0-0	545

#26 Michael Knapp • So. • D

Date	Opponent	Score	GP-GS	G	A	Pts	Shots	Shot%	SOG	SOG%	GW	PK-ATT	MIN
9/20	at USF	1-2	*	0	0	0	0	.000	0	.000	0	0-0	45
Totals			1-0	0	0	0	0	.000	0	.000	0	0-0	45

M GAME 1 **ND**

Sept. 1, 2009
Alumni Stadium • Notre Dame, Ind.

	<u>1</u>	<u>2</u>		<u>F</u>
#21 Michigan	0	0	-	0
#10 Notre Dame	1	4	-	5

Scoring: ND: Jeb Brovsky (Michael Thomas) 25:03; ND: Steven Perry (Tamba Samba) 49:09; ND: Bright Dike (unassisted) 63:51; ND: Bright Dike (Matt Armstrong) 70:55; ND: Bright Dike (Dillon Powers) 76:02
Goalkeepers: UM: Chris Blais - 90:00 - 5 ga - 6 svs - L; ND: Andrew Quinn - 83:22 - 0 ga - 3 svs - W; Philip Tuttle - 6:38 - 0 ga - 0 svs

	<u>UM</u>	<u>ND</u>
Shots	17	23
Corner Kicks	5	8
Saves	7	4
Fouls	10	13
Offsides	1	4

WF GAME 2 **ND**

Sept. 4, 2009
Armstrong Stadium • Bloomington, Ind.
adidas/IU Credit Union Classic

	<u>1</u>	<u>2</u>	<u>OT</u>	<u>OT2</u>		<u>F</u>
#3 Wake Forest	1	0	0	0	-	1
#10 Notre Dame	0	1	0	0	-	1

Scoring: WF: Luke Norman (Corben Bone) 12:04; ND: Michael Thomas (penalty kick) 76:37
Goalkeepers: WF: Akira Fitzgerald - 110:00 - 1 ga - 4 svs - T; ND: Andrew Quinn - 110:00 - 1 ga - 5 svs - T

	<u>WF</u>	<u>ND</u>
Shots	13	16
Corner Kicks	8	6
Saves	4	5
Fouls	11	11
Offsides	4	5

SJ GAME 3 **ND**

Sept. 6, 2009
Armstrong Stadium • Bloomington, Ind.
adidas/IU Credit Union Classic

	<u>1</u>	<u>2</u>		<u>F</u>
#1 St. John's	0	2	-	2
#10 Notre Dame	0	0	-	0

Scoring: SJ: Sverre Wegge Gundhus (Nelson Becerra) 67:21; SJ: Nelson Becerra (unassisted) 89:56
Goalkeepers: SJ: Derby Carrillo - 90:00 - 0 ga - 4 svs - W; ND: Philip Tuttle - 90:00 - 2 ga - 3 svs - L

	<u>SJ</u>	<u>ND</u>
Shots	10	13
Corner Kicks	6	2
Saves	4	3
Fouls	7	9
Offsides	3	1

U GAME 4 **ND**

Sept. 11, 2009
Alumni Stadium • Notre Dame, Ind.
Hilton Garden Inn Mike Berticelli Memorial Tournament

	<u>1</u>	<u>2</u>		<u>F</u>
Seattle	0	0	-	0
#10 Notre Dame	1	2	-	3

Scoring: ND: Justin Morrow (Bright Dike) 9:00; ND: Michael Thomas (Josh Thiermann) 59:37; ND: John Schaefer (unassisted) 71:57
Goalkeepers: SU: Emerson De Oliveira - 90:00 - 3 ga - 3 svs - L; ND: Philip Tuttle - 90:00 - 0 ga - 2 svs - W

	<u>SU</u>	<u>ND</u>
Shots	7	19
Corner Kicks	2	9
Saves	3	2
Fouls	8	10
Offsides	0	4

NEW MEXICO GAME 5 **ND**

Sept. 13, 2009
Alumni Stadium • Notre Dame, Ind.
Hilton Garden Inn Mike Berticelli Memorial Tournament

	<u>1</u>	<u>2</u>	<u>OT</u>		<u>F</u>
New Mexico	1	0	1	-	2
#10 Notre Dame	1	0	0	-	1

Scoring: ND: Own Goal 3:08; NM: Justin Davis (Michael Reed) 37:54; NM: Justin Davis (Stephen Brown) 91:48
Goalkeepers: NM: Justin Fite - 91:48 - 1 ga - 5 svs - W; ND: Andrew Quinn - 91:48 - 2 ga - 5 svs - L

	<u>NM</u>	<u>ND</u>
Shots	11	13
Corner Kicks	8	5
Saves	5	5
Fouls	10	5
Offsides	1	2

ND GAME 6 **DEPAUL**

Sept. 18, 2009
Wish Field • Chicago, Ill.

	<u>1</u>	<u>2</u>		<u>F</u>
#20 Notre Dame	1	1	-	2
DePaul	1	0	-	1

Scoring: ND: Jeb Brovsky (Michael Thomas) 9:53; DP: Mark Plotkin (unassisted) 25:22; ND: Bright Dike (Michael Thomas) 59:00
Goalkeepers: ND: Philip Tuttle - 90:00 - 1 ga - 2 svs - W; DP: Joe Ferrari - 90:00 - 2 ga - 1 sv - L

	<u>ND</u>	<u>DP</u>
Shots	4	7
Corner Kicks	2	3
Saves	2	1
Fouls	5	6
Offsides	1	1

ND GAME 7 **USF**

Sept. 20, 2009
USF Soccer Stadium • Tampa, Fla.

	<u>1</u>	<u>2</u>		<u>F</u>
#20 Notre Dame	0	1	-	1
#5 USF	1	1	-	2

Scoring: USF: Hasani Sinclair (Ashani Fairclough) 4:58; ND: Bright Dike (Michael Rose) 77:04; USF: Jorge Mora (Bernardo Anor) 83:03
Goalkeepers: ND: Andrew Quinn - 6:58 - 1 ga - 1 sv; Philip Tuttle - 83:02 - 1 ga - 3 svs - L; USF: Jeff Attinella - 90:00 - 1 ga - 6 svs - W

	<u>ND</u>	<u>USF</u>
Shots	13	10
Corner Kicks	8	4
Saves	4	6
Fouls	9	8
Offsides	0	5

ND GAME 8 **ND**

Sept. 25, 2009
Alumni Stadium • Notre Dame, Ind.

	<u>1</u>	<u>2</u>		<u>F</u>
#7 Louisville	0	0	-	0
#21 Notre Dame	0	4	-	4

Scoring: ND: Michael Thomas (Dave Donohue) 48:28; ND: Steven Perry (Michael Thomas) 59:14; ND: Bright Dike (Jeb Brovsky) 74:12; ND: Jeb Brovsky (Bright Dike) 76:26
Goalkeepers: UL: Andre Boudreaux - 90:00 - 4 ga - 1 sv - L; ND: Philip Tuttle - 90:00 - 0 ga - 3 svs - W

	<u>UL</u>	<u>ND</u>
Shots	10	12
Corner Kicks	5	4
Saves	1	3
Fouls	9	17
Offsides	1	0


ND GAME 9 **ND**

Sept. 27, 2009
Alumni Stadium • Notre Dame, Ind.

	<u>1</u>	<u>2</u>		<u>F</u>
Cincinnati	0	1	-	1
#21 Notre Dame	0	0	-	0

Scoring: UC: Mark Konitsch (Nick Weightman) 49:12
Goalkeepers: UC: Matt Williams - 90:00 - 0 ga - 4 svs - W; ND: Andrew Quinn - 90:00 - 1 ga - 4 svs - L

	<u>UC</u>	<u>ND</u>
Shots	11	15
Corner Kicks	6	12
Saves	7	4
Fouls	8	10
Offsides	0	1


GAME 10 

Oct. 2, 2009
Alumni Stadium • Notre Dame, Ind.

	1	2		E
Seton Hall	1	0	-	1
#25 Notre Dame	0	2	-	2

Scoring: SH: Brayan Martinez (unassisted) 18:46; ND: Michael Thomas (penalty kick) 50:03; ND: Justin Morrow (unassisted) 70:32
Goalkeepers: SH: Paul McHenry – 90:00 – 2 ga – 5 svs - L; ND: Philip Tuttle – 90:00 – 1 ga – 1 sv – W

	SH	ND
Shots	7	14
Corner Kicks	4	6
Saves	5	1
Fouls	11	8
Offsides	4	2


GAME 11 

Oct. 7, 2009
Valley Fields • Milwaukee, Wis.

	1	2		E
#24 Notre Dame	0	2	-	2
Marquette	0	0	-	0

Scoring: ND: Tamba Samba (unassisted) 47:54; ND: Bright Dike (Brendan King) 54:37
Goalkeepers: ND: Andrew Quinn – 90:00 – 0 ga – 2 svs - W; MU: Matt Pyzdrowski – 90:00 – 2 ga – 5 svs - L

	ND	MU
Shots	15	8
Corner Kicks	5	4
Saves	2	5
Fouls	13	9
Offsides	2	0


GAME 12 

Oct. 10, 2009
Glay Field • Providence, R.I.

	1	2	OT	OT2	E
#24 Notre Dame	0	0	0	1	- 1
Providence	0	0	0	0	- 0

Scoring: ND: Bright Dike (Dillon Powers) 109:09
Goalkeepers: ND: Philip Tuttle – 109:09 – 0 ga – 2 svs - W; PC: Timothy Murray – 109:09 – 1 ga – 9 svs - L

	ND	PC
Shots	18	14
Corner Kicks	5	6
Saves	2	9
Fouls	9	9
Offsides	2	5


GAME 13 

Oct. 14, 2009
Alumni Stadium • Notre Dame, Ind.

	1	2		E
#19 Indiana	0	3	-	3
#22 Notre Dame	0	0	-	0

Scoring: IU: own goal 65:23; IU: Darren Yeagle (unassisted) 78:21; IU: Will Bruin (unassisted) 82:37
Goalkeepers: IU: Luis Soffner – 90:00 – 0 ga – 3 svs - W; ND: Andrew Quinn – 90:00 – 3 ga – 3 svs - L

	IU	ND
Shots	9	9
Corner Kicks	5	6
Saves	3	4
Fouls	6	4
Offsides	0	3


GAME 14 

Oct. 17, 2009
Alumni Stadium • Notre Dame, Ind.

	1	2		E
West Virginia	0	1	-	1
#22 Notre Dame	0	0	-	0

Scoring: WV: Alex Silva (unassisted) 47:48
Goalkeepers: WV: Zach Johnson – 90:00 – 0 ga – 8 svs - W, 3 team saves; ND: Philip Tuttle – 90:00 – 1 ga – 1 sv - L

	WV	ND
Shots	3	18
Corner Kicks	3	15
Saves	11	1
Fouls	9	10
Offsides	1	0


GAME 15 

Oct. 21, 2009
North Kehoe Field • Washington, D.C.

	1	2	OT	E
Notre Dame	1	0	1	- 2
Georgetown	0	1	0	- 1

Scoring: ND: Michael Thomas (Brendan King) 30:28; GU: Scott Larrabee (Jimmy Nealis, Mark Zeman) 50:48; ND: Bilal Duckett (unassisted) 97:00
Goalkeepers: ND: Andrew Quinn – 97:00 – 1 ga – 7 svs - W; GU: Matthew Brutto – 90:00 – 1 ga – 1 sv; Erik Garciamendez – 7:00 – 1 ga – 0 svs - L

	ND	GU
Shots	12	16
Corner Kicks	4	7
Saves	7	1
Fouls	12	10
Offsides	0	3


GAME 16 

Oct. 24, 2009
North Allegheny High School • Wexford, Pa.

	1	2		E
Notre Dame	0	1	-	1
Pittsburgh	0	0	-	0

Scoring: ND: Michael Rose (Michael Thomas, Jeb Brovsky) 47:05
Goalkeepers: ND: Philip Tuttle – 90:00 – 0 ga – 1 sv - W; UP: Zack Matthews – 90:00 – 1 ga – 5 svs - L

	ND	UP
Shots	16	8
Corner Kicks	5	0
Saves	1	5
Fouls	8	6
Offsides	0	3


GAME 17 

Oct. 28, 2009
Old College Field • East Lansing, Mich.

	1	2		E
Notre Dame	1	0	-	1
Michigan State	1	1	-	2

Scoring: MSU: Rubin Bega (Stephen Lucianke, Kevin Cope) 14:59; ND: Adam Mena (Jeb Brovsky) 36:32; MSU: Cyrus Saydee (unassisted) 56:28
Goalkeepers: ND: Andrew Quinn – 90:00 – 2 ga – 0 svs - L; MSU: Avery Steinlage – 90:00 – 1 ga – 3 svs - W

	ND	MSU
Shots	14	8
Corner Kicks	5	4
Saves	0	3
Fouls	10	4
Offsides	0	0

GAME 18 

Oct. 31, 2009
Alumni Stadium • Notre Dame, Ind.

	1	2	OT	E
#5 Connecticut	1	0	0	- 1
Notre Dame	1	0	1	- 2

Scoring: UC: Mike Pezza (Greg King, Alan Ponce) 25:05; ND: Michael Thomas (Brendan King, Bright Dike) 27:19; ND: Bright Dike (Jeb Brovsky, Dillon Powers) 90:57
Goalkeepers: UC: Josh Ford – 90:57 – 2 ga – 6 svs - L; 1 team save; ND: Philip Tuttle – 90:57 – 1 ga – 1 sv - W

	UC	ND
Shots	7	13
Corner Kicks	2	6
Saves	7	1
Fouls	6	12
Offsides	2	1



GAME 19



Nov. 8, 2009

Alumni Stadium • Notre Dame, Ind.
BIG EAST Championship Quarterfinals

	<u>1</u>	<u>2</u>	<u>OT</u>	<u>OT2</u>	<u>E</u>
#8 USF	2	0	0	0	- 2
Notre Dame	1	1	0	0	- 2

ND wins penalty kick shootout, 5-4

Scoring: **USF:** Jorge Mora (Hasani Sinclair, Sebastian Thuriere) 2:34; **USF:** Sebastian Thuriere (Hasani Sinclair, Kevin Olali) 22:41; **ND:** Bright Dike (Michael Thomas) 42:41; **ND:** Aaron Maund (Dillon Powers) 82:38

Goalkeepers: **USF:** Jeff Attinella – 110:00 – 2 ga – 2 svs – T; **ND:** Philip Tuttle – 110:00 – 2 ga – 1 sv – T; 2 team saves

	<u>USF</u>	<u>ND</u>
Shots	7	13
Corner Kicks	2	6
Saves	7	1
Fouls	6	12
Offsides	2	1



GAME 20



Nov. 13, 2009

Dick Dlesk Soccer Stadium • Morgantown, W. Va.
BIG EAST Championship Semifinals

	<u>1</u>	<u>2</u>	<u>OT</u>	<u>OT2</u>	<u>E</u>
#25 Notre Dame	0	0	0	0	- 0
#7 Louisville	0	0	0	0	- 0

ND wins penalty kick shootout 4-3

Goalkeepers: **ND:** Philip Tuttle – 110:00 – 0 ga – 6 svs – T; **UL:** Andre Boudreaux – 110:00 – 0 ga – 3 svs – T

	<u>ND</u>	<u>UL</u>
Shots	12	16
Corner Kicks	2	3
Saves	6	3
Fouls	14	15
Offsides	4	1



GAME 21



Nov. 15, 2009

Dick Dlesk Soccer Stadium • Morgantown, W. Va.
BIG EAST Championship Final

	<u>1</u>	<u>2</u>	<u>OT</u>	<u>OT2</u>	<u>E</u>
#14 St. John's	0	0	0	0	- 0
#25 Notre Dame	0	0	0	0	- 0

SJU wins penalty kick shootout 5-3

Goalkeepers: **SJ:** Derby Carrillo – 110:00 – 0 ga – 4 svs – T; **ND:** Andrew Quinn – 110:00 – 0 ga – 3 svs – T

	<u>SJ</u>	<u>ND</u>
Shots	9	15
Corner Kicks	5	7
Saves	4	3
Fouls	12	17
Offsides	1	1



GAME 22



Nov. 19, 2009

Alumni Stadium • Notre Dame, Ind.
NCAA Championship First Round

	<u>1</u>	<u>2</u>	<u>E</u>
Green Bay	0	1	- 1
#19 Notre Dame	1	1	- 2

Scoring: **ND:** Bright Dike (Dillon Powers) 28:54; **ND:** Jeb Brovsky (Justin Morrow) 66:18; **GB:** Tony Walls (JC Banks) 67:45

Goalkeepers: **GB:** Ryan Wehking – 90:00 – 2 ga – 5 svs – L; 1 team save; **ND:** Andrew Quinn – 90:00 – 1 ga – 4 svs. – W; 2 team saves

	<u>GB</u>	<u>ND</u>
Shots	18	16
Corner Kicks	5	3
Saves	6	6
Fouls	8	12
Offsides	1	4

2009 Notre Dame Men's Soccer
Notre Dame Combined Team Statistics (as of Nov 19, 2009)
All games

RECORD:	OVERALL	HOME	AWAY	NEUTRAL
ALL GAMES	11-7-4	6-4-1	5-2	0-1-3
CONFERENCE	8-3	3-2	5-1	0-0
NON-CONFERENCE	3-4-4	3-2-1	0-1	0-1-3

Date	Opponent	Score	Att.	#	Player	gp	g	a	pts	sh	sh%	sog	sog%	gw	pk-att	
Sep 1	#21 MICHIGAN	W	5-0	1818	9	DIKE, Bright	22	11	3	25	64	.172	34	.531	3	0-0
Sep 04	vs #3 Wake Forest	To2	1-1	0	8	THOMAS, Michael	22	6	6	18	48	.125	22	.458	1	2-3
Sep 06	vs #1 St. John's	L	0-2	0	5	BROVSKY, Jeb	21	4	4	12	50	.080	18	.360	2	0-0
Sep 11	SEATTLE	W	3-0	1469	21	MORROW, Justin	22	2	1	5	11	.182	4	.364	2	0-0
Sep 13	NEW MEXICO	Lot	1-2	1054	22	POWERS, Dillon	17	0	5	5	23	.000	8	.348	0	0-0
* Sep 18	at DePaul	W	2-1	520	11	PERRY, Steven	22	2	0	4	29	.069	9	.310	0	0-0
* Sep 20	at #5 USF	L	1-2	1255	10	SAMBA, Tamba	19	1	1	3	12	.083	6	.500	1	0-0
* Sep 25	#7 LOUISVILLE	W	4-0	1142	23	ROSE, Michael	13	1	1	3	10	.100	7	.700	1	0-0
* Sep 27	CINCINNATI	L	0-1	2002	18	KING, Brendan	21	0	3	3	19	.000	8	.421	0	0-0
* Oct 02	SETON HALL	W	2-1	1314	7	SCHAEFER, John	22	1	0	2	9	.111	4	.444	0	0-0
* Oct 07	atMarquette	W	2-0	850	3	DUCKETT, Bilal	21	1	0	2	9	.111	3	.333	1	0-0
* Oct 10	atProvidenceCollege	Wo2	1-0	314	14	MENA, Adam	16	1	0	2	8	.125	2	.250	0	0-0
Oct 14	#19 INDIANA	L	0-3	1430	2	MAUND, Aaron	17	1	0	2	3	.333	1	.333	0	0-0
* Oct 17	WEST VIRGINIA	L	0-1	1651	17	THIERMANN, Josh	17	0	1	1	9	.000	3	.333	0	0-0
* Oct 21	atGeorgetown	Wot	2-1	703	6	DONOHUE, Dave	20	0	1	1	9	.000	3	.333	0	0-0
* Oct 24	at Pitt	W	1-0	243	15	ARMSTRONG, Matt	20	0	1	1	5	.000	0	.000	0	0-0
Oct 28	at Michigan State	L	1-2	483	4	MCGRATH, Sean	6	0	0	0	2	.000	1	.500	0	0-0
* Oct 31	#5 CONNECTICUT	Wot	2-1	576	20	KLAZURA, Greg	6	0	0	0	1	.000	0	.000	0	0-0
Nov 08	#8 USF	To2	2-2	529	26	KNAPP, Michael	1	0	0	0	0	.000	0	.000	0	0-0
Nov 13	vs #7 Louisville	To3	0-0	482	19	SUTTON, Chris	10	0	0	0	0	.000	0	.000	0	0-0
Nov 15	vs #14 St. John's	To3	0-0	522	16	LUTTRELL, Andrew	3	0	0	0	0	.000	0	.000	0	0-0
Nov 19	GREEN BAY	W	2-1	433	13	RELLAS, Cory	1	0	0	0	0	.000	0	.000	0	0-0
					1	TUTTLE, Philip	13	0	0	0	0	.000	0	.000	0	0-0
					0	QUINN, Andrew	11	0	0	0	0	.000	0	.000	0	0-0

TEAM STATISTICS	ND	OPP
SHOT STATISTICS		
Goals-Shotattempts	32-321	21-228
Goals scored per game	1.45	0.95
Shot pct.	.100	.092
Shots on goal-Attempts	134-321	90-228
SOG pct.	.417	.395
Shots/Game	14.6	10.4
CORNER KICKS	135	98
PENALTY KICKS	2-3	0-0
PENALTIES		
Yellowcards	23	13
Red cards	0	1
ATTENDANCE		
Total	13418	4368
Dates/Avg Per Date	11/1220	7/624
Neutral Site #/Avg	4/251	

Total	22	32	27	91	321	.100	134	.417	11	2-3
Opponents	22	21	18	60	228	.092	90	.395	7	0-0

#	Goalie	GP	Min.	GA	GAAvg	Saves	Pct	W-L-T	Sho
1	TUTTLE, Philip	13	1139:46	9	0.71	26	.743	7-3-2	5
0	QUINN, Andrew	11	949:08	12	1.14	37	.755	4-4-2	2
Total		22	2088:54	21	0.90	69	.767	11-7-4	8
Opponents		22	2088:54	32	1.38	102	.761	7-11-4	6

Goals by Period	1st	2nd	OT	OT2	OT3	Total
Notre Dame	9	20	2	1	0	32
Opponents	9	11	1	0	0	21

Shots by Period	1st	2nd	OT	OT2	OT3	Total
Notre Dame	123	176	12	10	0	321
Opponents	114	107	2	5	0	228

Saves by Period	1st	2nd	OT	OT2	OT3	Total
Notre Dame	40	27	0	2	0	69
Opponents	43	53	3	3	0	102

Corners by Period	1st	2nd	OT	OT2	OT3	Total
Notre Dame	57	71	4	3	0	135
Opponents	54	41	1	2	0	98

Fouls by Period	1st	2nd	OT	OT2	OT3	Total
Notre Dame	108	113	11	6	0	238
Opponents	89	94	8	8	0	199

2009 Notre Dame Men's Soccer
Notre Dame Overall Individual Statistics (as of Nov 19, 2009)
All games

Overall: 11-7-4 Conf: 8-3-0 Home: 6-4-1 Away: 5-2-0 Neut: 0-1-3

##	Player	gp-gs	min	g	a	pts	sh	sh%	sog	sog%	yc	rc	gwg	pk-att
9	DIKE, Bright	22-13	1403	11	3	25	64	.172	34	.531	4	0	3	0-0
8	THOMAS, Michael	22-22	2054	6	6	18	48	.125	22	.458	3	0	1	2-3
5	BROVSKY, Jeb	21-14	1564	4	4	12	50	.080	18	.360	4	0	2	0-0
21	MORROW, Justin	22-22	1824	2	1	5	11	.182	4	.364	1	0	2	0-0
22	POWERS, Dillon	17-4	849	0	5	5	23	.000	8	.348	0	0	0	0-0
11	PERRY, Steven	22-9	816	2	0	4	29	.069	9	.310	0	0	0	0-0
10	SAMBA, Tamba	19-9	502	1	1	3	12	.083	6	.500	1	0	1	0-0
23	ROSE, Michael	13-2	545	1	1	3	10	.100	7	.700	0	0	1	0-0
18	KING, Brendan	21-9	987	0	3	3	19	.000	8	.421	3	0	0	0-0
7	SCHAEFER, John	22-21	2068	1	0	2	9	.111	4	.444	0	0	0	0-0
3	DUCKETT, Bilal	21-19	1800	1	0	2	9	.111	3	.333	1	0	1	0-0
14	MENA, Adam	16-0	299	1	0	2	8	.125	2	.250	0	0	0	0-0
2	MAUND, Aaron	17-17	1621	1	0	2	3	.333	1	.333	1	0	0	0-0
17	THIERMANN, Josh	17-4	591	0	1	1	9	.000	3	.333	2	0	0	0-0
6	DONOHUE, Dave	20-20	923	0	1	1	9	.000	3	.333	2	0	0	0-0
15	ARMSTRONG, Matt	20-20	1694	0	1	1	5	.000	0	.000	1	0	0	0-0
4	MCGRATH, Sean	6-6	562	0	0	0	2	.000	1	.500	0	0	0	0-0
20	KLAZURA, Greg	6-1	114	0	0	0	1	.000	0	.000	0	0	0	0-0
26	KNAPP, Michael	1-0	45	0	0	0	0	.000	0	.000	0	0	0	0-0
19	SUTTON, Chris	10-7	580	0	0	0	0	.000	0	.000	0	0	0	0-0
16	LUTTRELL, Andrew	3-0	23	0	0	0	0	.000	0	.000	0	0	0	0-0
13	RELLAS, Cory	1-1	14	0	0	0	0	.000	0	.000	0	0	0	0-0
1	TUTTLE, Philip	13-11	1140	0	0	0	0	.000	0	.000	0	0	0	0-0
0	QUINN, Andrew	11-11	949	0	0	0	0	.000	0	.000	0	0	0	0-0
Total		22	-	32	27	91	321	.100	134	.417	23	0	11	2-3
Opponents		22	-	21	18	60	228	.092	90	.395	13	1	7	0-0

##	Goalie	gp-gs	Goal Average			Saves		Record			
			min	ga	gaavg	saves	pct	w	l	t	sho
1	TUTTLE, Philip	13-11	1139:46	9	0.71	26	.743	7	3	2	5
0	QUINN, Andrew	11-11	949:08	12	1.14	37	.755	4	4	2	2
TM	TEAM	-	0:00	0	0.00	6	1.000	0	0	0	1
Total		22	2088:54	21	0.90	69	.767	11	7	4	8
Opponents		22	2088:54	32	1.38	102	.761	7	11	4	6

Team saves: 6

Goals by Period	1st	2nd	OT	OT2	OT3	Total
Notre Dame	9	20	2	1	0	32
Opponents	9	11	1	0	0	21

Corners by Period	1st	2nd	OT	OT2	OT3	Total
Notre Dame	57	71	4	3	0	135
Opponents	54	41	1	2	0	98

Shots by Period	1st	2nd	OT	OT2	OT3	Total
Notre Dame	123	176	12	10	0	321
Opponents	114	107	2	5	0	228

Fouls by Period	1st	2nd	OT	OT2	OT3	Total
Notre Dame	108	113	11	6	0	238
Opponents	89	94	8	8	0	199

Saves by Period	1st	2nd	OT	OT2	OT3	Total
Notre Dame	40	27	0	2	0	69
Opponents	43	53	3	3	0	102

Attendance Summary	ND	Opponent
Total	13418	4368
Dates/Avg Per Date	11/1220	7/624
Neutral Site #/Avg	4/251	

2009 Notre Dame Men's Soccer
Notre Dame Overall Team Statistics (as of Nov 19, 2009)
All games

Overall: 11-7-4 Conf: 8-3-0 Home: 6-4-1 Away: 5-2-0 Neut: 0-1-3

TEAM STATISTICS	ND	OPP
SHOT STATISTICS		
Goals-Shot attempts	32-321	21-228
Goals scored per game	1.45	0.95
Shot pct.	.100	.092
Shots on goal-Attempts	134-321	90-228
SOG pct.	.417	.395
Shots/Game	14.6	10.4
Assists	27	18
CORNER KICKS	135	98
PENALTY KICKS	2-3	0-0
PENALTIES		
Yellow cards	23	13
Red cards	0	1
ATTENDANCE		
Total	13418	4368
Dates/Avg Per Date	11/1220	7/624
Neutral Site #/Avg	4/251	

Goals by Period	1st	2nd	OT	OT2	OT3	Total
Notre Dame	9	20	2	1	0	32
Opponents	9	11	1	0	0	21

Corners by Period	1st	2nd	OT	OT2	OT3	Total
Notre Dame	57	71	4	3	0	135
Opponents	54	41	1	2	0	98

Shots by Period	1st	2nd	OT	OT2	OT3	Total
Notre Dame	123	176	12	10	0	321
Opponents	114	107	2	5	0	228

Fouls by Period	1st	2nd	OT	OT2	OT3	Total
Notre Dame	108	113	11	6	0	238
Opponents	89	94	8	8	0	199

Saves by Period	1st	2nd	OT	OT2	OT3	Total
Notre Dame	40	27	0	2	0	69
Opponents	43	53	3	3	0	102

2009 Notre Dame Men's Soccer
Notre Dame Category Leaders (as of Nov 19, 2009)
All games

##	Points	GP	G	A	Pts	Shots
9	DIKE, Bright	22	11	3	25	64
8	THOMAS, Michael	22	6	6	18	48
5	BROVSKY, Jeb	21	4	4	12	50
21	MORROW, Justin	22	2	1	5	11
22	POWERS, Dillon	17	0	5	5	23
11	PERRY, Steven	22	2	0	4	29
10	SAMBA, Tamba	19	1	1	3	12
23	ROSE, Michael	13	1	1	3	10
18	KING, Brendan	21	0	3	3	19
7	SCHAEFER, John	22	1	0	2	9

##	Shots	GP	G	A	Shots	Shot%
9	DIKE, Bright	22	11	3	64	.172
5	BROVSKY, Jeb	21	4	4	50	.080
8	THOMAS, Michael	22	6	6	48	.125
11	PERRY, Steven	22	2	0	29	.069
22	POWERS, Dillon	17	0	5	23	.000
18	KING, Brendan	21	0	3	19	.000
10	SAMBA, Tamba	19	1	1	12	.083
21	MORROW, Justin	22	2	1	11	.182
23	ROSE, Michael	13	1	1	10	.100
7	SCHAEFER, John	22	1	0	9	.111

##	Goals	GP	G	A	Pts	Shots
9	DIKE, Bright	22	11	3	25	64
8	THOMAS, Michael	22	6	6	18	48
5	BROVSKY, Jeb	21	4	4	12	50
21	MORROW, Justin	22	2	1	5	11
11	PERRY, Steven	22	2	0	4	29
3	DUCKETT, Bilal	21	1	0	2	9
7	SCHAEFER, John	22	1	0	2	9
14	MENA, Adam	16	1	0	2	8
23	ROSE, Michael	13	1	1	3	10
10	SAMBA, Tamba	19	1	1	3	12

##	Shots on Goal	GP	G	A	Shots	SOG	SOG%
9	DIKE, Bright	22	11	3	64	34	.531
8	THOMAS, Michael	22	6	6	48	22	.458
5	BROVSKY, Jeb	21	4	4	50	18	.360
11	PERRY, Steven	22	2	0	29	9	.310
22	POWERS, Dillon	17	0	5	23	8	.348
18	KING, Brendan	21	0	3	19	8	.421
23	ROSE, Michael	13	1	1	10	7	.700
10	SAMBA, Tamba	19	1	1	12	6	.500
21	MORROW, Justin	22	2	1	11	4	.364
7	SCHAEFER, John	22	1	0	9	4	.444

##	Assists	GP	G	A	Pts	Shots
8	THOMAS, Michael	22	6	6	18	48
22	POWERS, Dillon	17	0	5	5	23
5	BROVSKY, Jeb	21	4	4	12	50
18	KING, Brendan	21	0	3	3	19
9	DIKE, Bright	22	11	3	25	64
21	MORROW, Justin	22	2	1	5	11
10	SAMBA, Tamba	19	1	1	3	12
23	ROSE, Michael	13	1	1	3	10
15	ARMSTRONG, Matt	20	0	1	1	5
6	DONOHUE, Dave	20	0	1	1	9

##	Game-winning Goals	GP	No.
9	DIKE, Bright	22	3
5	BROVSKY, Jeb	21	2
21	MORROW, Justin	22	2
23	ROSE, Michael	13	1
10	SAMBA, Tamba	19	1
8	THOMAS, Michael	22	1
3	DUCKETT, Bilal	21	1


2009 Notre Dame Men's Soccer
Notre Dame Game Results (as of Nov 19, 2009)
All games

Date	Opponent	Score	Overall	Conf	Att.	Goals scored
Sep 1	#21 MICHIGAN	W 5-0	1-0-0	0-0-0	1818	BROVSKY, Jeb (THOMAS, Michael) PERRY, Steven (SAMBA, Tamba) DIKE, Bright (unassisted) DIKE, Bright (ARMSTRONG, Matt) DIKE, Bright (POWERS, Dillon)
Sep 04	vs #3 Wake Forest	TO2 1-1	1-0-1	0-0-0		THOMAS, Michael (penalty kick)
Sep 06	vs #1 St. John's	L 0-2	1-1-1	0-0-0		-
Sep 11	SEATTLE	W 3-0	2-1-1	0-0-0	1469	MORROW, Justin (DIKE, Bright) THOMAS, Michael (THIERMANN, Josh) SCHAEFER, John (unassisted)
Sep 13	NEW MEXICO	LOT 1-2	2-2-1	0-0-0	1054	TEAM (unassisted)
* Sep 18	at DePaul	W 2-1	3-2-1	1-0-0	520	BROVSKY, Jeb (THOMAS, Michael) DIKE, Bright (THOMAS, Michael)
* Sep 20	at #5 USF	L 1-2	3-3-1	1-1-0	1255	DIKE, Bright (ROSE, Michael)
* Sep 25	#7 LOUISVILLE	W 4-0	4-3-1	2-1-0	1142	THOMAS, Michael (DONOHUE, Dave) PERRY, Steven (THOMAS, Michael) DIKE, Bright (BROVSKY, Jeb) BROVSKY, Jeb (DIKE, Bright)
* Sep 27	CINCINNATI	L 0-1	4-4-1	2-2-0	2002	-
* Oct 02	SETON HALL	W 2-1	5-4-1	3-2-0	1314	THOMAS, Michael (penalty kick) MORROW, Justin (unassisted)
* Oct 07	at Marquette	W 2-0	6-4-1	4-2-0	850	SAMBA, Tamba (unassisted) DIKE, Bright (KING, Brendan)
* Oct 10	at Providence College	WO2 1-0	7-4-1	5-2-0	314	DIKE, Bright (POWERS, Dillon)
Oct 14	#19 INDIANA	L 0-3	7-5-1	5-2-0	1430	-
* Oct 17	WEST VIRGINIA	L 0-1	7-6-1	5-3-0	1651	-
* Oct 21	at Georgetown	WOT 2-1	8-6-1	6-3-0	703	THOMAS, Michael (KING, Brendan) DUCKETT, Bilal (unassisted)
* Oct 24	at Pitt	W 1-0	9-6-1	7-3-0	243	ROSE, Michael (THOMAS, Michael; BROVSKY, Jeb)
Oct 28	at Michigan State	L 1-2	9-7-1	7-3-0	483	MENA, Adam (BROVSKY, Jeb)
* Oct 31	#5 CONNECTICUT	WOT 2-1	10-7-1	8-3-0	576	THOMAS, Michael (KING, Brendan; DIKE, Bright) DIKE, Bright (BROVSKY, Jeb; POWERS, Dillon)
Nov 08	#8 USF	TO2 2-2	10-7-2	8-3-0	529	DIKE, Bright (THOMAS, Michael) MAUND, Aaron (POWERS, Dillon)
Nov 13	vs #7 Louisville	TO3 0-0	10-7-3	8-3-0	482	-
Nov 15	vs #14 St. John's	TO3 0-0	10-7-4	8-3-0	522	-
Nov 19	GREEN BAY	W 2-1	11-7-4	8-3-0	433	DIKE, Bright (POWERS, Dillon) BROVSKY, Jeb (MORROW, Justin)

Team Record	W-L-T	Attendance	Dates	Total	Avg.
Overall:	11-7-4	Total:	22	18790	854
Conference:	8-3	Home:	11	13418	1220
Home:	6-4-1	Away:	7	4368	624
Away:	5-2	Neutral:	4	1004	251
Neutral:	0-1-3				
Overtime:	3-1-4				



2009 NCAA Division I Men's SOCCER CHAMPIONSHIP



* Host Institution
 All times local
 Semifinal No. 1 airs live on ESPN2/ESPNU/ESPN360.com
 Semifinal No. 2 airs live on ESPNU; tape delay ESPN2 Dec. 12 at 11 a.m. ET