



NOTRE DAME

FOOTBALL



GAME THREE

BOSTON COLLEGE EAGLES

GAME INFORMATION

	Saturday, September 16 3:30 p.m. ET	Alumni Stadium Chestnut Hill, MA // FieldTurf
	ESPN (national) WatchESPN	Steve Levy (play-by-play) Brian Griese (analysis) Todd McShay (sideline) Josh Hoffman (producer) Mike Schwab (director)
	IMG College Sports (117 affiliates) SiriusXM (Channel 129) 96.1 FM, 101.5 FM & 96.0 AM (South Bend)	Don Criqui (play-by-play) Allen Pinkett (analysis) Joe Weil (pre- and post-game) Jack Nolan (interviews)
	bceagles.com	Capacity: 44,500

THE SERIES

All-Time	ND leads 14-9-0	Last: 19-16 ND (Nov. 21, 2015 at Fenway Park in Boston)
At BC	Tied 4-4-0	Last: 21-6 ND (Nov. 10, 2012)

THE COACHES

	Head Coach	At School	Overall	vs. Opponent
ND	Brian Kelly	60-32 (eighth year)	231-89-2 (27th year)	4-0
BC	Steve Addazio	25-28 (fifth year)	38-39 (seventh year)	0-2

WHAT'S INSIDE

2	Covering the Irish
3	Depth Chart
4	Alphabetical Roster
5	Numerical Roster & Pronunciations
6-10	Game Notes
11	On This Date
11	Irish in the NFL
12	Boston College Eagles
12	Irish Connections
12	Irish vs. The ACC
13	Top 25 Polls
13	Opponent Update
14	Brian Kelly
15	The Record When...
16	Player Honors & Awards
16	Starter Sheet & Career Starts
17-22	Player Mini-Bios
23-26	The Last Time
27	Team Statistics
28-30	Individual Season & Career Stats
31	Team Game-by-Game Statistics

WHAT'S INSIDE

32	Opponent Game-by-Game Statistics
33	Team Game-by-Game Comparison
34	Game Highs
35	Conversions & Time of Possession
36	Red Zone Statistics
37	Game-by-Game Participation
38	Game-by-Game All-Purpose Yards
39	Game-by-Game Passing
40	Game-by-Game Rushing & Receiving
40	Game-by-Game Returns
41	Game-by-Game Tackles & TFLs
42	Game-by-game Sacks & Fumbles
43	NCAA Team Ranking Summary
44	NCAA Individual Ranking Summary
45	Turnover Battle
45	Drive Charts
45	Third Down Conversions by Distance
46	Big Plays & Explosive Runs
47	Explosive Passes & Longest Plays
48	Scoring Drives

2017 SCHEDULE (1-1)

Date	ND Rk	Opp Rk	Opponent	Location	TV	Time/Score
Sep. 2	RV/RV	--/RV	Temple	Notre Dame, IN		W, 49-16
Sep. 9	24/25	15/15	Georgia	Notre Dame, IN		L, 19-20
Sep. 16	RV/RV		at Boston College	Chestnut Hill, MA		3:30 p.m.
Sep. 23		RV/RV	at Michigan State	East Lansing, MI		8 p.m.
Sep. 30			Miami (Ohio)	Notre Dame, IN		5 p.m.
Oct. 7			at North Carolina	Chapel Hill, NC		TBA
Oct. 21		4/4	USC	Notre Dame, IN		7:30 p.m.
Oct. 28		--/RV	NC State	Notre Dame, IN		3:30 p.m.
Nov. 4			Wake Forest	Notre Dame, IN		3:30 p.m.
Nov. 11		17/15	at Miami (Fla.)	Miami Gardens, FL		TBA
Nov. 18		--/RV	Navy	Notre Dame, IN		3:30 p.m.
Nov. 25		19/19	at Stanford	Stanford, CA		TBA

Rankings: AP/Coaches (current for upcoming opponents, at time of game for past opponents) | All times Eastern

COUNTDOWN TO KICKOFF

33	The Irish scored 33 seconds into the opener against Temple on a 37-yard TD run by Josh Adams. It marked the fastest score to begin a season since 1993 when Pete Bercich returned an interception for a TD on the first play from scrimmage against Northwestern. It marked the fastest offensive score since at least 1963.
21	Notre Dame held No. 15 Georgia and its prolific ground game to less than two yards on 21 of the Bulldogs' 43 carries.
10	With the win over Temple, the Irish improved to 10-2 since 1985 when a first-time starting quarterback made his debut start at Notre Dame Stadium. All told, the Irish have won six straight games with a first-time starter at QB and are 18-6 in starting debuts since '85.
9	Notre Dame has put points on the scoreboard in each of its nine red zone trips this season. The Irish are one of 13 FBS teams to be perfect in the red zone with at least nine trips inside the 20-yard line.
8	QB Brandon Wimbush scored his first TD of the year on an eight-yard run in the first quarter. It marked his second career touchdown following a 58-yard TD run against UMass in 2015. He went on to throw his first career TD pass later in the opening quarter.
7	Notre Dame has seven regular-season home games on the schedule for the first time since 2010. It marks the first time since the 2011 campaign without an official Shamrock Series game and the first time since 2007 Notre Dame will not play a single neutral-site game.
6	RB Josh Adams eclipsed the 100-yard mark on his sixth carry of the day against Temple. It equals the fewest rushes for the junior to reach the 100-yard plateau, matching the 2015 Wake Forest game when his sixth run was a 98-yard TD scamper.
5	The Irish ran for five of their seven touchdowns in the opener against Temple. It was part of 422 yards on the ground, the most since the UMass game in 2015 (457). The last time Notre Dame ran for over 300 yards in an opener was in 1999 (363 vs. Kansas).
4	QB Brandon Wimbush became just the fourth Irish QB since 1985 to be responsible for three or more TDs in his first start. Against Temple, Wimbush threw for two while rushing for one, becoming the first since current Notre Dame QB coach Tom Rees had three passing TDs against Utah in 2010. Matt LovVecchio and Ron Powlus are the other signal callers on the list.
3	Three Notre Dame players went for over 100 yards on the ground against Temple. RBs Josh Adams (161) and Dexter Williams (124) along with QB Brandon Wimbush (106) are believed to be the first Irish trio to reach the mark in one game. Records show the feat has not happened since at least 1950.
2	The Irish defensive line recorded two sacks against Temple (one each by Daelin Hayes and Julian Okwara). The defensive line recorded just three sacks a season ago.
1	Senior TE Nic Weishar grabbed the first TD catch of his career in the first quarter against Temple. Weishar was one of five tight ends to see action, along with Durham Smythe, Alizé Mack, Cole Kmet and Brock Wright. Weishar, Smythe and Mack were all targeted, combining for seven catches for 71 yards and a score.
0	Notre Dame has sold out every home game since 1973. The 256-game sellout streak is the second-longest in NCAA history. Upcoming home games with Miami (Ohio) and Southern Cal are already sold out. Fans looking to purchase tickets for games versus NC State, Wake Forest and Navy can visit und.com/tickets.

COACHING STAFF GAMEDAY LOCATIONS		
Coach	Position	Location
Brian Kelly	Head Coach	Sideline
Mike Elko	Defensive Coordinator	Press Box
Chip Long	Offensive Coordinator	Sideline
Mike Elston	Defensive Line	Sideline
Autry Denson	Running Backs	Sideline
Harry Hiestand	Offensive Line	Sideline
Todd Lyght	Defensive Backs	Sideline
Brian Polian	Special Teams Coordinator	Sideline
Clark Lea	Linebackers	Sideline
Del Alexander	Wide Receivers	Sideline
Tom Rees	Quarterbacks	Press Box

FIGHTING IRISH MEDIA COMMUNICATIONS STAFF			
Director of Football Media Relations	Michael Bertsch	Email	mbertsch1@nd.edu
		Office	574-631-8642
		Cell	574-532-4154
Assistant Director Secondary Football Baseball	Michael Scholl	Email	mscholl@nd.edu
		Office	574-631-4780
		Cell	574-876-6248
Assistant Director Credentialing Women's Lacrosse Swimming & Diving	Leigh Torbin	Email	ltorbin@nd.edu
		Office	574-631-9471
		Cell	407-325-5703
Director of Communications Hockey Women's Golf	Dan Colleran	Email	dcollera@nd.edu
		Office	574-631-7519
Associate Director Men's Basketball Rowing	Alan Wasielewski	Email	awasiele@nd.edu
		Office	574-631-8458
Associate Director Women's Basketball Men's Golf	Josh Bates	Email	jbates2@nd.edu
		Office	574-631-6453
Assistant Director Volleyball Men's Lacrosse Secondary Men's Basketball	Robby Hamman	Email	rhamman@nd.edu
		Office	574-631-8032
Assistant Director Women's Soccer Cross Country/Track & Field Secondary Women's Basketball	Megan Golden	Email	mgolden@nd.edu
		Office	574-631-2664
Assistant Director Football Gameday Magazine Fencing Men's & Women's Tennis	Joanne Norell	Email	jnorell@nd.edu
		Office	574-631-3397
Assistant Director Men's Soccer Softball	Tony Jones	Email	ajones25@nd.edu
		Office	574-631-1762
Senior Admin. Assistant	Carol Copley	Email	ccopley1@nd.edu
		Office	574-631-7516

UND.COM/PRESSBOX

In an effort to move toward an environmentally friendly press box, the majority of gameday media materials will be available digitally at UND.com/pressbox. This includes weekly game notes from both teams, game statistics, postgame notes, press conference transcripts from both coaches and audio recordings of postgame interviews with Notre Dame student-athletes. Flip cards will be provided to all media, but paper copies of any other material must be requested in-person at the press box copy room.

ISBAN AUDITORIUM

The Isban Auditorium is located in the Guglielmino Athletics Complex, northeast of the Joyce Center and directly north of the LaBar Practice Complex. Access to the auditorium is through the main entrance on the west side of "The Gug". Parking is available in the Baseball Lot, just south of the LaBar Practice Complex and Alumni Stadium (soccer).

BRIAN KELLY AVAILABILITY			
Sunday	Recap of previous day's game <i>(No recap after Stanford game)</i>	Time	2-2:30 p.m. ET
		Location	Teleconference
		Notes	Contact Michael Bertsch Archive transcript on UND.com
Monday	None		
Tuesday	Press conference preview of upcoming game	Time	Noon ET
		Location	Isban Auditorium Guglielmino Athletics Complex
		Notes	Video and transcript archive on UND.com . Satellite available. Coordinates: Galaxy 19 C; Transponder: 2 Slot #6, 6MHz; Symbol Rate: 3.9787; Data Rate: 5.500; FEC: 3/4; Downlink: 3755 - Horizontal (Available from 11:45 a.m.-12:45 p.m. ET)
Wednesday	ACC Teleconference <i>(ONLY if the week's opponent is an ACC member)</i>	Time	10:20 a.m. ET
		Location	Teleconference
		Notes	Contact ACC for details
Thursday	Post-Practice Press Conference	Time	Approx. 6 p.m. ET
		Location	Isban Auditorium Guglielmino Athletics Complex
		Notes	Video archive on UND.com
Friday	None		
Saturday	Post-Game Press Conference	Notes	Video and transcript archive on UND.com

STUDENT-ATHLETE AVAILABILITY			
Wednesday	Captains Press Conference	Time	11:45 a.m. ET
		Location	Isban Auditorium Guglielmino Athletics Complex
		Notes	Video archive on UND.com
Wednesday	Post-Practice Player Interviews	Time	Approx. 6:30 p.m. ET
		Location	Isban Auditorium Guglielmino Athletics Complex
		Notes	Requests submitted to Michael Bertsch by 5 p.m. Sunday
Saturday	Post-Game Press Conference	Notes	Audio archive on UND.com/pressbox

NOTRE DAME OFFENSE						
Pos.	No.	Name	Ht.	Wt.	Cl./Elg.	2017 GP-GS
WR	6	**EQUANIMEOUS ST. BROWN	6-5	203	Jr./3	2-2
	81	*Miles Boykin	6-4	225	Jr./2	1-0
WR	10	*Chris Finke	5-9 ½	181	Jr./2	2-0
	83	*Chase Claypool	6-4 ¾	228	So./2	2-0
LT	68	***MIKE MCGLINCHEY	6-8	315	Gr./4	2-2
	74	Liam Eichenberg	6-6	300	So./1	0-0
LG	56	**QUENTON NELSON	6-5	330	Sr./3	2-2
	76	Josh Lugg	6-7	300	Fr./1	0-0
C	53	**SAM MUSTIPHER	6-2 ½	305	Sr./3	2-2
	57	Trevor Ruhland	6-4	302	Jr./2	0-0
RG	71	**ALEX BARS	6-6	312	Sr./3	2-2
	70	** Hunter Bivin	6-6	315	Gr./4	2-0
RT	78	Tommy Kraemer	6-6	314	So./1	2-2
	72	Robert Hainsey	6-5	290	Fr./1	2-0
TE	80	***DURHAM SMYTHE	6-5 ½	257	Gr./4	2-2
	86	*Alizé Mack	6-4 ¾	251	Jr./3	2-1
	82	**Nic Weishar	6-4 ¾	243	Sr./3	2-0
or	89	Brock Wright	6-4 ½	254	Fr./1	2-0
or	84	Cole Kmet	6-5 ½	256	Fr./1	2-0
WR	15	Cam Smith	5-10 ½	202	Gr./4	2-2
	87	Michael Young	5-10	190	Fr./1	2-0
or	3	**C.J. Sanders	5-8	181	Jr./3	2-0
QB	7	*Brandon Wimbush	6-1 ¾	228	Jr./2	2-2
	12	Ian Book	6-0 ½	208	So./1	1-0
	4	*Montgomery VanGorder	6-1 ¾	222	Sr./3	2-0
RB	33	**JOSH ADAMS	6-2 ½	225	Jr./3	2-2
	2	*Dexter Williams	5-11	215	Jr./3	2-0
or	34	Tony Jones	5-11	225	So./1	2-0

NOTRE DAME DEFENSE						
Pos.	No.	Name	Ht.	Wt.	Cl./Elg.	2017 GP-GS
DE	9	*Daelin Hayes	6-3 ¾	258	So./2	2-2
or	98	***ANDREW TRUMBETTI	6-4	263	Sr./4	2-0
	42	Julian Okwara	6-4 ½	240	So./2	2-0
DT	55	**Jonathan Bonner	6-3 ¾	291	Sr./3	2-2
	95	Myron Tagovailoa-Amosa	6-2 ½	293	Fr./1	2-0
	97	Micah Dew-Treadway	6-4 ½	305	Jr./2	0-0
NG	99	**JERRY TILLERY	6-6 ¾	306	Jr./3	2-2
	41	Kurt Hinish	6-1 ¾	298	Fr./1	2-0
	77	Brandon Tiasum	6-4	305	Jr./2	1-0
DE	93	*Jay Hayes	6-3 ½	290	Sr./4	2-2
or	98	***ANDREW TRUMBETTI	6-4	263	Sr./4	2-0
	53	Khalid Kareem	6-4	266	So./2	2-0
	91	Adetokunbo Ogundeji	6-4 ¾	256	So./1	1-0
BUCK	48	***Greer Martini	6-3 ¾	236	Sr./4	2-2
or	4	*TE'VON CONEY	6-1 ½	240	Jr./3	2-0
MIKE	5	***NYLES MORGAN	6-1	235	Sr./4	2-2
	44	Jamir Jones	6-3 ½	240	So./1	2-0
ROV	23	***DRUE TRANQUILL	6-2	231	Sr./4	2-2
	22	*Asmar Bilal	6-2	230	Jr./2	2-0
CB	27	*JULIAN LOVE	5-11	193	So./2	2-2
	20	Shaun Crawford	5-9 ½	176	Jr./2	2-0
	18	*Troy Pride Jr.	5-11 ½	187	So./2	2-0
FS	24	**Nick Coleman	6-0 ½	192	Jr./2	2-2
	17	Isaiah Robertson	6-1 ½	195	Fr./1	2-0
SS	21	*Jalen Elliott	6-0 ½	205	So./2	2-2
or	14	*DEVIN STUDSTILL	6-0 ¼	195	So./2	2-0
CB	7	*Nick Watkins	6-1	207	Sr./3	2-2
	8	*Donte Vaughn	6-2 ¾	206	So./2	2-0

NOTRE DAME SPECIAL TEAMS						
Pos.	No.	Name	Ht.	Wt.	Cl./Elg.	2017 GP-GS
KO	19	**Justin Yoon	5-10	192	Jr./3	2-0
	39	Jonathan Doerer	6-3	193	Fr./1	0-0
PK	19	**Justin Yoon	5-10	192	Jr./3	2-0
	39	Jonathan Doerer	6-3	193	Fr./1	0-0
P	85	**Tyler Newsome	6-2 ½	210	Sr./3	2-0
	42	Jeff Riney	5-10 ¾	180	Jr./3	0-0
LS	54	John Shannon	6-2	230	So./1	2-0
	82	**Nic Weishar	6-4 ¾	243	Sr./3	2-0

NOTRE DAME SPECIAL TEAMS						
Pos.	No.	Name	Ht.	Wt.	Cl./Elg.	2017 GP-GS
HLD	4	*Montgomery VanGorder	6-1 ¾	222	Sr./3	2-0
	85	**Tyler Newsome	6-2 ½	210	Sr./3	2-0
PR	10	*Chris Finke	5-9 ½	181	Jr./2	2-0
	3	**C.J. Sanders	5-8	181	Jr./3	2-0
KR	3	**C.J. Sanders	5-8	181	Jr./3	2-0
	34	Tony Jones	5-11	225	So./1	2-0

Class (academic year)/Eligibility (athletic season)
 * Number of monograms earned
 ALL CAPS - returning starter from 2016

No.	Name	Pos.
2	*Dexter Williams	RB
3	**C.J. Sanders	WR
4	*Te'von Coney	LB
4	*Montgomery VanGorder	QB
5	***Nyles Morgan	LB
6	**Equanimeous St. Brown	WR
7	*Nick Watkins	CB
7	*Brandon Wimbush	QB
8	*Donte Vaughn	CB
9	Keenan Centlivre	WR
9	*Daelin Hayes	DL
10	*Chris Finke	WR
10	Patrick Pelini	DB
11	Freddy Canteen	WR
12	Ian Book	QB
12	Alohi Gilman	S
13	Avery Davis	QB
13	Jordan Genmark-Heath	S
14	J.D. Carney	QB
14	*Devin Studstill	S
15	John Mahoney	DB
15	Cam Smith	WR
16	C.J. Holmes	RB
17	Nolan Henry	QB
17	Isaiah Robertson	S
18	Cameron Ekanayake	QB
18	*Troy Pride Jr.	CB
19	**Justin Yoon	K
20	Shaun Crawford	CB
21	*Jalen Elliott	S
22	*Asmar Bilal	LB
23	***Drue Tranquill	LB
24	Mick Assaf	WR
24	***Nick Coleman	S
25	Jafar Armstrong	WR
26	Austin Webster	WR
27	*Julian Love	CB
28	**Nicco Fertitta	S
29	Sam Kohler	K
29	Kevin Stepherson	WR
30	Jeremiah Owusu-Koramoah	LB
31	Temitope Agoro	CB
31	Grant Hammann	WR
32	D.J. Morgan	S
33	*Josh Adams	RB
34	Tony Jones Jr.	RB
35	David Adams	LB
37	Robert Regan	LB
38	Deon McIntosh	RB
38	Christopher Schilling	S
39	Jonathan Doerer	K/P
39	Brandon Garcia	CB/WR
40	Drew White	LB
41	Kurt Hinish	DL
42	Julian Okwara	DL
42	Jeff Riney	P
43	Brian Ball	CB
44	Jamir Jones	LB

No.	Name	Pos.
45	Jonathan Jones	LB
46	Matt Bushland	LS
46	Jimmy Thompson	LB
47	Chris Bury	TE
47	Kofi Wardlow	DL
48	***Greer Martini	LB
49	Jack Henige	TE
49	Brandon Hutson	LB
51	Devyn Spruell	LB
53	Khalid Kareem	DL
53	**Sam Mustipher	OL
54	Lincoln Feist	DL
54	John Shannon	LS
55	**Jonathan Bonner	DL
56	**Quenton Nelson	OL
57	Trevor Ruhland	OL
58	Elijah Taylor	DL
59	Kier Murphy	LB
61	Colin Grunhard	OL
62	Logan Plantz	OL
63	Sam Bush	OL
64	Ryan Kilander	DL
67	Jimmy Byrne	OL
68	***Mike McGlinchey	OL
69	Aaron Banks	OL
70	**Hunter Bivin	OL
71	**Alex Bars	OL
72	Robert Hainsey	OL
74	Liam Eichenberg	OL
75	Josh Lugg	OL
76	Dillan Gibbons	OL
77	Brandon Tiassum	DL
78	Tommy Kraemer	OL
80	**Durham Smythe	TE
81	*Miles Boykin	WR
82	**Nic Weishar	TE
83	*Chase Claypool	WR
84	Cole Kmet	TE
85	**Tyler Newsome	P
85	Arion Shinaver	WR
86	*Alizé Mack	TE
87	Michael Young	WR
88	Javon McKinley	WR
89	Brock Wright	TE
91	Adetokunbo Ogundeji	DL
92	Jonathon MacCollister	DL
93	*Jay Hayes	DL
94	Darnell Ewell	DL
95	Myron Tagovailoa-Amosa	DL
96	Pete Mokwuah	DL
97	Micah Dew-Treadway	DL
98	***Andrew Trumbetti	DL
99	**Jerry Tillery	DL

Temitope Agoro	Tee-mo-tep Uh-go-row
Jafar Armstrong	Juh-far
Mick Assaf	Ace-saf
Asmar Bilal	az-MAR bill-LAWL
Hunter Bivin	biv-un
Keenan Centlivre	CENT-liver
Te'von Coney	tay-von
Jonathan Doerer	Door-er
Liam Eichenberg	lke-n-burg
Cameron Ekanayake	Eck-uh-ny-uh-kuh
Darnell Ewell	Youll
Lincoln Feist	fyst
Nicco Fertitta	KNEE-coh fur-TEE-tah
Chris Finke	fink
Jordan Genmark-Heath	Jen-mark Heath
Dillan Gibbons	Dillon
Alohi Gillman	Uh-low-hee
Grant Hammann	ham-in
Daelin Hayes	DAY-lun
Kurt Hinish	High-nish
Jamir Jones	Juh-mear
Khalid Kareem	Kah-lid
Cole Kmet	Kuh-met
Alizé Mack	al-Lih-zaye
Mike McGlinchey	muh-GLINCH-ee
Javon McKinley	Juh-vonn
Peter Mokwuah	mock-wuh
Kier Murphy	keer
Sam Mustipher	Mus-tuh-fur
Adetokunbo Ogundeji	Ah-duh-kun-bo O-kin-dee-gee
Julian Okwara	Oak-wara
Jeremiah Owusu-Koramoah	O-woo-sue Cora-moe-uhh
Robert Regan	ray-gan
Jeff Riney	ryenee
Arion Shinaver	R-E-on Shin-uh-ver
Equanimeous St. Brown	eck-wah-nihm-ee-ous
Devyn Spruell	spru-well
Myron Tagovailoa-Amosa	Toung-oh-vie-oh-la Uh-moe-suh
Brandon Tiassum	tee-ah-sum
Donte Vaughn	Don-tay
Kofi Wardlow	Ko-fee Ward-low
Nic Weishar	wish-err

LEAHY BOWL & OTHER TROPHY GAMES

- The Boston College series is one of five Notre Dame opponents for which a competitive trophy is contested.
- The Irish and Eagles, the only Catholic institutions in FBS, play for the Frank Leahy Memorial Bowl. The trophy is named for Notre Dame graduate Frank Leahy, who coached Boston College from 1939-40 before taking the Notre Dame job in 1941. He coached the Irish through the '53 season, minus time serving in the Navy in '44 and '45. Leahy went 20-2 with the Eagles, before posting an 87-11-9 record with Notre Dame and capturing consensus national championships in 1943, '46 and '47.
- The Irish have maintained the Leahy Bowl since 2009 with five straight victories in the series. The five-game Notre Dame winning streak has included two wins at Notre Dame Stadium, two wins in Chestnut Hill and a victory at Boston's Fenway Park in the most recent game between the sides in 2015.
- In addition to the Leahy Bowl, the Irish play for trophies with Michigan State, Purdue, Stanford and Southern Cal. This marks the first of two straight weeks with a trophy at stake, as the Irish travel to Michigan State next weekend to play for the oldest prize of the five, the Megaphone Trophy. The Irish will also have chances to win back the Jeweled Shillelagh (USC) and Legends Trophy (Stanford) later this year.
- Notre Dame and Navy share the "Rip" Miller Trophy, which consists two sides that permanently reside with each institution and are reunited for games. The series with the Midshipmen is the longest uninterrupted intersectional rivalry in college football. Edgar "Rip" Miller played on Notre Dame's 1924 national championship team before serving as a coach and administrator at the Naval Academy for 48 years.

NOTRE DAME'S COMPETITIVE TROPHY GAMES

Opponent	Trophy	Debut	Holder	Since	Next Game
Boston College	Frank Leahy Bowl	1975	ND	2009	Nov. 23, 2019
Michigan State	Megaphone Trophy	1949	MSU	2016	Sept. 23, 2017
Purdue	Shillelagh Trophy	1957	ND	2008	TBA
Stanford	Legends Trophy	1989	Stanford	2015	Nov. 25, 2017
USC	Jeweled Shillelagh	1952	USC	2016	Oct. 21, 2017

DEFENSE ON THE RISE

- Under first year defensive coordinator Mike Elko, the Notre Dame defense is showing steady improvement after two weeks of the season.
- After two games, the Irish defense has allowed 36 points and 656 yards. While those numbers rank just slightly better than average nationally, they are ahead of last year's pace. Following the first two games of 2016, Notre Dame had conceded 817 total yards and 60 points.
- Even compared to the entirety of 2016, the defense is showing signs of progress. The Irish allowed 27.8 points per game last season and have that number down to 18.0. In total defense, Notre Dame allowed 378.8 yards per game a season ago, while the mark is 328.0 this season.
- The trademark of Elko's defense has been the ability to get to the quarterback. The Irish have recorded five sacks and rank 36th nationally. Last year, Notre Dame recorded just 14 sacks and ranked 117th in the country.

FINISH THE JOB

- Notre Dame has scored on all nine red zone trips this season after scoring on all six trips against Temple and all three visits inside the 20-yard line against Georgia.
- There are 35 teams who are still perfect inside the red zone in FBS. Of that group, Louisiana and Washington lead the way at 11-for-11, while five more schools can boast a 10-for-10 mark (Stanford, Ohio State, Army, Central Michigan and UCLA). Notre Dame

is tied at nine-for-nine with Purdue, Ohio, Iowa State, Wake Forest and Alabama.

- The area was a point of emphasis for the Irish after scoring at an 83.3 clip last season to rank 72nd in FBS.

RUNNING IT DOWN

- Notre Dame relied on its strengths in the season-opening win over Temple, rushing for 422 yards in the contest. It marked the first time the Irish went over 400 in a game since 2015 against UMass.
- Three Notre Dame players eclipsed 100 yards on the ground for what is believed to be the first time in school history (confirmed since at least 1954). Josh Adams led the charge with 161 yards, followed by Dexter Williams at 124 and Brandon Wimbush at 106.
- Adams hit the 100-yard mark on just his sixth carry of the day, matching the fewest carries in his career to reach that plateau. It was the first time over 100 yards for both Williams and Wimbush.
- The group did this behind an offensive line anchored on the left side by captains Mike McGlinchey (LT) and Quenton Nelson (LG), as well as center Sam Mustipher and right guard Alex Bars. Those four entered the season with a combined 75 starts, allowing the line to welcome newcomers Tommy Kraemer and Robert Hainsey, who split time at right tackle in the opener.

YOON HITS FOR FOUR

- K Justin Yoon made all four of his field goal attempts against No. 15 Georgia, connecting from 39, 42, 37 and 28 yards.
- It was the career-best performance by Yoon, who is a career 32-for-40 on field goals and 102-for-106 on PATs.
- It was the first time an Irish kicker connected for four field goals in a game since 2008 when Brandon Walker hit four in a four-overtime loss to Pittsburgh. Walker was 4-for-5, making his first four kicks before missing a 38-yarder in the fourth extra frame.

IRISH OPEN 2017 WITH QUICK STRIKE

- The Irish recorded their quickest offensive touchdown to open the season since at least 1963 (when records consistently show times of scores).
- Josh Adams broke a 37-yard run to the endzone just 33 seconds into the opener against Temple.
- It marked the quickest points of any kind by Notre Dame to open a season since 1993 when Pete Bercich returned an interception for a touchdown on the first play from scrimmage against Northwestern. That score occurred in just eight seconds.

WIMBUSH WINS IN STARTING DEBUT

- Junior Brandon Wimbush became the sixth-straight Notre Dame signal caller to win in his first career start, joining Dayne Crist (2010 vs. Purdue), Tommy Rees (2010 vs. No. 15 Utah), Everett Golson (2012 vs. Navy), Malik Zaire (2014 vs. No. 22 LSU) and DeShone Kizer (2015 vs. No. 14 Georgia Tech).
- Including his tenure at Cincinnati, head coach Brian Kelly has now seen each of the last nine quarterbacks he has started emerge victorious from their debut starts.
- Wimbush not only completed 17 of 30 passes for 184 yards and two TDs, but the signal caller rushed for 106 yards on 12 carries and one TD. Wimbush became the first Irish quarterback responsible for three or more touchdowns (two passing, one rushing) in his first career start since Rees (three passing) against No. 15 Utah in 2010. Since 1985, only Wimbush, Rees, Matt LoVecchio (two passing, one rushing against Stanford in 2000) and Ron Powlus (four passing against Northwestern in 1994) can claim that distinction in their first career start.
- Wimbush was Notre Dame's 24th different starting quarterback since 1985. The Irish

are 18-6 (.750) in those games featuring a first-time starter under center. Notre Dame improved to 10-2 (.833) in such games at Notre Dame Stadium.

- From 1985-98, Notre Dame was victorious in nine straight games in which an Irish quarterback was making his first career start, including four coming in a season opener. Those openers were won by Rick Mirer (No. 1 Notre Dame def. No. 4 Michigan 28-24 in '90), Kevin McDougal (No. 7 Notre Dame def. Northwestern 27-12 in '93), Powlus (No. 3 Notre Dame def. Northwestern 42-12 in '95) and Jarious Jackson (No. 22 Notre Dame def. No. 5 Michigan 36-20 in '98).
- Notre Dame's nine-game, first-start streak ended in the 10-0 loss at USC on Nov. 28, 1998, when Eric Chappell started in place of the injured starter Jackson (then-freshman Arnaz Battle also played a large chunk of that game).
- Following the 1998 meeting with USC, the Irish won three consecutive games under first-time signal callers. In fact, all three came during the same season, 2000, and occurred over the year's first five contests. Battle (Notre Dame def. No. 24 Texas A&M, 24-10), Gary Godsey (Notre Dame def. Purdue, 23-21) and Matt LoVecchio (No. 25 Notre Dame def. Stanford, 20-14).
- The Irish then dropped five straight contests with a first-time starting quarterback under center.
- Notre Dame used a trio of first-time signal callers in 2007, including one in each of the first two games of the season. Demetrius Jones (Georgia Tech def. Notre Dame, 33-3), Jimmy Clausen (No. 14 Penn State def. Notre Dame, 31-10) and Evan Sharpley (No. 13 USC def. Notre Dame, 38-0) all failed to walk away with a victory.
- Dayne Crist snapped that five-game skid with a victorious debut against Purdue on Sept. 4, 2010.

LAST 24 NOTRE DAME QUARTERBACK STARTING DEBUTS

Name, Cl.	Date	Opp.	Score	C-A-I	Yds	TD	Rush-Yds	TD
Terry Andrtysiak, So.	11/9/85	Mississippi	W, 37-14	4-8-0	60	1	2-(-7)	0
Tony Rice, So.	10/17/87	at Air Force	W, 35-14	1-5-1	10	0	9-70	2
Kent Graham, Fr.	11/7/87	Boston College	W, 32-25	6-8-1	11	0	3-7	0
Rick Mirer, So.	9/15/90	Michigan	W, 28-24	14-23-1	165	1	10-12	1
Paul Failla, Fr.	9/28/91	at Purdue	W, 45-20	1-1-0	10	0	2-11	0
Kevin McDougal, Sr.	9/4/93	Northwestern	W, 27-12	6-8-0	135	0	5-(-16)	0
Ron Powlus, So.	9/3/94	Northwestern*	W, 42-15	18-24-0	291	4	2-6	0
Tom Krug, Jr.	11/18/95	at Air Force	W, 44-14	8-13-1	96	0	3-13	0
Jarious Jackson, Sr.	9/5/98	Michigan	W, 36-20	4-10-1	96	2	16-62	0
Eric Chappell, Jr.	11/28/98	at USC	L, 0-10	0-3-2	0	0	7-33	0
Arnaz Battle, Jr.	9/2/00	Texas A&M	W, 24-10	10-16-0	133	0	12-50	0
Gary Godsey, So.	9/16/00	Purdue	W, 23-21	14-25-1	158	0	7-3	1
Matt LoVecchio, Fr.	10/7/00	Stanford	W, 20-14	10-18-0	100	2	13-36	1
Carlyle Holiday, So.	9/29/01	at Texas A&M	L, 3-24	6-13-2	73	0	12-23	0
Brady Quinn, Fr.	9/27/03	at Purdue	L, 10-23	29-59-4	297	1	8-25	0
Demetrius Jones, So.	9/1/07	Georgia Tech	L, 3-33	1-3-0	4	0	12-28	0
Jimmy Clausen, Fr.	9/8/07	at Penn State	L, 10-31	17-32-1	144	0	10-(-25)	0
Evan Sharpley, So.	10/20/07	USC	L, 0-38	17-33-1	117	0	8-(-31)	0
Dayne Crist, Jr.	9/4/10	Purdue	W, 23-12	19-26-0	205	1	9-6	0
Tommy Rees, Fr.	11/13/10	Utah	W, 28-3	13-20-0	129	3	2-(-7)	0
Everett Golson, Fr.	9/1/12	Navy#	W, 50-10	12-18-1	144	1	1-(-8)	0
Malik Zaire, So.	12/30/14	LSU&	W, 31-28	12-15-0	96	1	22-96	1
DeShone Kizer, So.	9/19/15	Georgia Tech	W, 30-22	21-30-1	242	1	5-6	0
Brandon Wimbush, Jr.	9/2/17	Temple	W, 49-16	17-30-1	184	2	12-106	1

* - Soldier Field, Chicago, Illinois
 # - Aviva Stadium, Dublin, Ireland
 & - Music City Bowl, Nashville, Tennessee

WIMBUSH WINS BY LAND AND AIR

- In passing for 184 yards and rushing for 114, Irish QB Brandon Wimbush proved his potential as a dual threat quarterback.
- Wimbush is believed to be the first Irish QB since at least 1942 to break 100 yards in both passing and rushing in his first career start.
- He is just the sixth different Notre Dame quarterback to hit the century mark in both categories.
- Paul Hornung, Joe Theismann and Tony Rice were the first three to accomplish the feat, while Jarious Jackson and DeShone Kizer each hit the mark twice.
- Kizer's first such performance also came against Temple in 2015.
- Wimbush scored Notre Dame's only TD in the one-point loss to No. 15 Georgia on a one-yard run.

STELLAR ST. BROWN

- Equanimeous St. Brown proved to be a reliable target for Brandon Wimbush in the season opener. The junior led the Irish with four catches and 80 yards, including a five-yard TD grab which broke the game open early in the second quarter, putting Notre Dame up 28-3.
- St. Brown led Irish receivers with nine TD grabs last season, sixth in the nation among freshmen and sophomores. He totaled 961 receiving yards on the season.
- Backing up St. Brown's spot will be sophomore Chase Claypool and junior Miles Boykin.
- Claypool, just the eighth Canadian to play football at Notre Dame, saw the field in all 12 games as a true freshman, making five catches for 81 yards while totaling 11 special teams tackles. He had one catch for 16 yards in the opener.
- Boykin saw the field in all 12 games as a sophomore in 2016, the first action of his collegiate career. He played in all 12 games with six catches for 81 yards and a TD catch against Virginia Tech.
- The trio gives Notre Dame a true height advantage at the position, as St. Brown stands 6-5, while Claypool stands 6-4 ¾ and Boykin is the "shortest" of the group at 6-4.

OTHER AERIAL THREATS

- Wimbush's next two options at receiver are a pair of transfers expected to start in Freddy Canteen and Cam Smith.
- Canteen comes to Notre Dame as a graduate transfer from Michigan. He appeared in 17 games up north while battling injuries, making six catches for 22 yards and a TD against Ohio State in 2014. Canteen made his first catch as a Notre Dame player in the opener against Temple.
- Smith transfers to Notre Dame from Arizona State where he caught 60 passes for 908 yards and six TDs over three seasons. He averaged 16.6 yards per catch as a senior in 2016 after missing all of 2015 due to injury.
- Junior Chris Finke will also see heavy time, potentially splitting reps with Canteen. Finke joined the Irish as a walk-on, but became a scholarship player during 2016 fall camp. He saw his first action last season, playing in 10 games while making 10 catches for 122 yards and two scores.
- Junior C.J. Sanders will see plenty of action. He led the Irish in all-purpose yards a season ago with 1,165. He made 24 catches for 293 yards and two TDs in addition to 850 return yards and two kick returns for scores.
- Beyond that, look for a pair of freshmen to see playing time in Jafar Armstrong and Michael Young.

TIGHT END U

- Notre Dame will continue its legacy as the nation's top school for tight ends in 2017.

- Durham Smythe leads the group, returning with 15 career starts. Smythe has just 13 career catches, but was a favorite target in the end zone as five of those have gone for six points.
- Alizé Mack returns to the mix after not seeing the field for games in 2016. As a freshman the year prior, Mack played in all 13 games while catching 13 passes for 190 yards.
- Senior Nic Weishar was the surprise star in the Temple game, catching three passes for 20 yards, including his first career TD grab.
- In addition, the Irish welcome two of the top tight ends in the 2017 signing class, both expected to play as rookies.
- Brock Wright was rated the No. 1 tight end by ESPN and Rivals. While playing at run-heavy Cy-Fair High School, Wright had 30 receptions for 491 yards and four TDs while earning Under Armour All-American Honors. Wright enrolled in January and is listed by Sports Illustrated as one of 11 early enrollees to have a significant role this season.
- Cole Kmet was ranked the No. 3 tight end by ESPN and Rivals. He caught 48 passes for 773 yards and four TDs as a senior while earning a spot in the U.S. Army All-American Bowl.
- Wright and Kmet both saw action in the opener against Temple, with Wright lining up at fullback in addition to his regular spot at tight end.

right tackle Alex Bars. Mustipher will return as the starting center, while Bars will slide in to right guard. Sophomore Tommy Kraemer and freshman Robert Hainsey have been splitting time at right tackle.

D-LINE BLENDS EXPERIENCE & YOUTH

- Under the tutelage of assistant head coach Mike Elston, the defensive line will have a new look this season. Jerry Tillery, Jay Hayes, Jonathan Bonner and Daelin Hayes got the starting nod against Temple, while Andrew Trumbetti, Julian Okwara, Myron Tagovailoa-Amosa and Kurt Hinich saw heavy action, as well.
- Daelin Hayes and Okwara recorded sacks in the opener against Temple, while Jay Hayes, Tagovailoa-Amosa, Trumbetti and Khalid Kareem all had tackles for loss. Trumbetti and linebacker Te’von Coney paced the Irish with 1.5 TFLs each.
- In addition, the defensive line held Temple to 85 rushing yards while helping the defense rack-up three sacks.
- Against No. 15 Georgia, the group three TFLs and a sack while holding the Bulldogs to two or fewer yards rushing on 21 of their 43 rushing attempts.

ADAMS LEADS THE MARCH

- The Irish offense will also lean on the ground attack, led by junior running back Josh Adams. The team captain opened up by going for 161 yards and two touchdowns in the opener against Temple.
- Adams is looking to follow a sophomore campaign which saw him rush for 933 yards and five TDs. He became the only back in school history to eclipse 800 yards in each of his first two seasons.
- On the Doak Walker Award Watch List for the second year in a row, Adams is 366 yards shy of cracking Notre Dame’s career top-10 list for rushing yards. Additionally, he will be looking for 71 yards against the Bulldogs to hit 2,000 for his career.
- Adams paced the Notre Dame offense against No. 15 Georgia, totaling 113 all-purpose yards. He ran for 53 while he was the team’s leading receiver with six catches for 60 yards.
- Joining Adams in the backfield are junior classmate Dexter Williams and sophomore Tony Jones Jr.
- Williams joined Adams and QB Brandon Wimbrush to become the first trio to go for over 100 yards in one game against Temple. Williams totaled 124 yards and a touchdown, highlighted by a 66-yard run.
- Jones carried it six times for 19 yards in the opener, including a seven-yard rush for his first career touchdown. Jones did not see action as a freshman in 2016.

BACK AT LINEBACKER

- The new look Irish linebackers saw Greer Martini (buck), Nyles Morgan (mike) and Drué Tranquill (rover) start the opener against Temple.
- Morgan has at least shared the team lead in tackles for both games this season. He had seven tackles, a sack, 1.5 TFLs and a quarterback hurry against No. 15 Georgia.
- Martini and Te’von Coney contributed six tackles apiece in the one-point loss to the Bulldogs.
- Tranquill, moving from safety to the rover position in Mike Elko’s defense, has nine tackles in the first two games and is tied with Morgan for the team lead at 2.5 TFLs.

SECONDARY MATTERS

- The secondary was perhaps the team’s least experienced group entering the season, as Devin Studstill and Julian Love were the only players with at least seven career starts in the group.
- Nick Coleman and Jalen Elliot started the opener at safety, while Nick Watkins and Love got the nod at corner.
- The group limited Temple to 245 passing yards, while no one Temple receiver had more than four catches. Love and Shaun Crawford each registered pass break-ups.
- They went on to hold Georgia QB Jake Fromm to 141 passing yards (16-for-29).

PAVING THE WAY

- Experience is the key for the Notre Dame offensive line, which paved the way for three 100-yard rushers and conceded just two sacks in the opener against Temple.
- The group returns four of five starters, highlighted by preseason All-Americans Mike McGlinchey at left tackle and Quenton Nelson at left guard.
- McGlinchey, just the 22nd two-time captain in team history, is a second team preseason selection by the Associated Press and Sports Illustrated. He made his.
- Nelson, also a captain, was the team’s offensive lineman of the year in 2016 and has started 23 of the last 24 games. Pro Football Focus ranked him eighth in FBS among offensive guards in 2016. He did not allow a sack and conceded just one quarterback hit last year on 439 pass block snaps. In his career, Nelson has allowed just three sacks and three QB hits in 850 pass block snaps.
- McGlinchey and Nelson are the only teammates from the same offensive position group to earn AP first or second team preseason All-America honors.
- In addition to McGlinchey and Nelson on the left side, the Irish return two more linemen who started all 12 games last year in senior center Sam Mustipher and senior

KICKIN’ IT

- Justin Yoon and Tyler Newsome return to anchor Notre Dame’s kicking game.
- Yoon has made 101-of-105 extra-point attempts in his career and 32-of-40 field goal attempts. He owns a career long of 52 yards (Navy in 2015) and enters the season ninth in career points by a kicker at Notre Dame with 178.
- Yoon had his first career four-for-four field goal game against Georgia, making all four attempts from 39, 42, 37 and 28 yards in the one-point defeat.
- Newsome enters his senior year having been the Irish punter since his sophomore campaign. He’s second all-time at Notre Dame in career punt average at 44.3 yards per punt and he owns the school record for single-game punting average (52.4 versus UMass in 2015). He is battling to catch Geoff Price’s average of 43.6 yards per punt while staying ahead of Craig Hentrich’s clip of 44.1.
- Newsome punted nine times in the defensive struggle with No. 15 Georgia, averaging 47.1 per kick with a long of 59 yards and dropping a pair inside the UGA 20-yard line.
- In addition, the Irish return Montgomery VanGorder as holder for the second straight

season.

- At long snapper, John Shannon the heir to Scott Daly. Shannon was the No. 1 long snapper in the 2015 signing class according to Scout and 247 Sports. His grandfather, Dan, was an All-American linebacker for Notre Dame from 1951-54.

COIN TOSS CAPTAINS

Head coach Brian Kelly has named seven team captains for the 2017 campaign, but NCAA rules limit teams to sending four student-athletes to the middle of the field for the coin toss.

The captains include:

- RB Josh Adams
- LB Greer Martini
- OL Mike McGlinchey
- LB Nyles Morgan
- OL Quenton Nelson
- LB Drue Tranquill
- WR Austin Webster

Here’s a look at which players have represented the Irish at midfield for each game and the result of the toss.

NOTRE DAME’S COIN TOSS CAPTAINS

Game	Captains	W/L Toss	Election
Temple	Martini, McGlinchey, Morgan	Won	Received opening kick
Georgia	Adams, Nelson, Tranquill	Loss	UGA deferred

BIGGER THAN BRICK

Notre Dame Stadium enters a new era in 2017 with renovations and the additions of Corbett Family Hall, O’Neill Hall and Duncan Student Center.

STADIUM UPGRADES

- Renovated home and visitor locker room space and Schivarelli Lounge
- New videoboard boasting the highest resolution at any NCAA outdoor venue
- Upgraded concessions and restrooms
- 1930’s art deco look to main concourse
- Addition 150 television monitors on the concourse
- Improved wifi and cell service

CORBETT FAMILY HALL

- Martin Media Center & Notre Dame Studios
- Departments of Anthropology and Psychology
- Downes Club hospitality space
- Press box and radio broadcast locations

DUNCAN STUDENT CENTER

- Restaurants, including Hagerty Family Cafe, Midfield Commons and Innovation Lounge
- Grojean Family Loft, student media center and climbing wall
- Smith Center for RecSports
- 1842 Club
- Dahnke Ballroom & Rasmus Family Club
- New NBC Sports broadcast position, game management locations and coaches booths

O’NEILL HALL

- LaBar Family Recital & Performance Halls
- Michuda Family Rehearsal Hall & music library
- Music department offices and practice rooms

- South Club hospitality space

For a full look at the upgrades in and around Notre Dame Stadium, visit: und.com/biggerthanbrick.

SIZE IT UP

Prior to the Temple game, Notre Dame Stadium’s capacity was officially announced as 77,622. This becomes the sixth official capacity in Stadium history.

PAST NOTRE DAME STADIUM CAPACITIES

- 1930-96 59,075
- 1997 80,225
- 1998-99 80,012
- 2000 80,232
- 2001-16 80,795

FRESH LOOK FOR STAFF

- The Dick Corbett Head Football Coach Brian Kelly welcomes six new staff members to the fold in 2017.
- The group includes new coordinators for all three phases (OC Chip Long, DC Mike Elko and ST Brian Polian), with new position group coaches for the wide receivers (Del Alexander), quarterbacks (Tom Rees) and linebackers (Clark Lea).
- As part of the staff changes, Mike Elston has shifted to coaching the defensive line while also being promoted to assistant head coach.
- Polian has taken over the role of recruiting coordinator in addition to his special teams responsibilities.
- Holdovers on Kelly’s staff include Elston, running backs coach Autry Denson, offensive line coach Harry Hiestand and the Pat and Jana Eilers Family Defensive Backs Coach, Todd Lyght.
- With the addition of Rees, Kelly’s staff now includes three former Notre Dame football players, as he joins Denson and Lyght.
- Read on for some notes on the new assistant coaches, while full bios on all staff members can be found in the Notre Dame Football Media Guide from pages 16-35.

Coach	Position	Notes
Del Alexander	Wide Receivers	<ul style="list-style-type: none"> • Helped Arizona State passing game average 299.1 yds/ game in 2015 • Contributed to school-record 3,280 passing yards at Wisconsin in 2011
Mike Elko	Defensive Coordinator	<ul style="list-style-type: none"> • One of two DCs in the nation to rank in the top-40 of total defense in FBS each of the last five years • In 2017, Wake was one of just four schools in FBS among the top-20 in turnovers forced, sacks and scoring defense, with the other three (Alabama, Clemson & Washington) all making the College Football Playoff.
Clark Lea	Linebackers	<ul style="list-style-type: none"> • Coached All-American Akeem Ayers at UCLA • Mentored Marquel Lee at Wake Forest, the only FBS linebacker with at least 100 tackles, 20 TFLs and 7.5 sacks last season
Chip Long	Offensive Coordinator	<ul style="list-style-type: none"> • Had Memphis ranked among the FBS top-20 in passing offense, scoring offense, completion percentage, passing efficiency and first downs gained last year • As TE coach and recruiting coordinator at Arizona State in 2013 and 2014, helped Sun Devils post consecutive 10-win seasons while averaging 37.0 points per game.



Coach	Position	Notes
Brian Polian	Special Teams Coordinator & Recruiting Coordinator	<ul style="list-style-type: none"> • Second stint at Notre Dame (2005-09) • Head coach at Nevada (2013-16) • Led Wolfpack to consecutive bowl games in 2014 & 2015, including school's fifth bowl win in 2015 • Helped 2008 Irish lead nation in kick return defense
Tom Rees	Quarterbacks	<ul style="list-style-type: none"> • Played QB at Notre Dame from 2010-13 • Posted a 23-8 record as a starting QB for Irish • Second all-time at Notre Dame in touchdown passes, third all-time in yards • Spent 2016 as an offensive assistant with the San Diego Chargers, helping Phillip Rivers rank fourth in the NFL in passing yards and third in touchdowns

Market	Station	Replay	INDFB
South Bend	WNDU-TV 16		Yes
South Bend	CW25	Yes	
Jasper, Indiana	WJTS TV27	Yes	Yes
Binghamton, NY	WBPN TV My 8	Yes	Yes
Clarksburg/Mannington, WV	TKMI Broadcasting		Yes
St. Croix, U.S. Virgin Islands	WCVI-TV 23	Yes	
METV	25 Middle East Countries	Yes	
Family Entertainment Television	United States	Yes	
On Demand from Xfinity			Yes
UND.com			Yes

FOLLOWING THE IRISH

- Fans can follow Notre Dame football via multiple outlets and around the world.
- NBC Sports has been the exclusive home to Notre Dame football since 1991. All seven home games in 2017 can be seen on NBC or NBCSN, as well as on the NBC Sports Live Extra App.
- Irish football games are available internationally via NBC Sports Gold. For \$49.99, fans in 13 countries (Austria, Canada, Denmark, Germany, Ireland, Italy, Japan, Luxembourg, Netherlands, Spain, Sweden, Switzerland and the United Kingdom) can purchase access to all seven home games at NBCSportsGold.com.
- Weekly replays and Inside Notre Dame Football with Brian Kelly are available nation-wide.

Market	Station	Replay	INDFB
NY/NJ/PA/CT	SNY	Yes	Yes
Chicago/L/IN/IA/WI	Comcast SportsNet Chicago	Yes	Yes
Florida	Sun Sports		Yes
Washington, D.C./NC/PA/MD/DE/VA/WV	Comcast SportsNet Washington	Yes	Yes
Saint Louis/L/IN/MO/NE/KA/IA	FOX Sports Midwest		Yes
Houston/TX/LA/AR/NM	Root Sports Southwest	Yes	Yes
Boston/Providence/New England	NESN	Yes	Yes
San Francisco/Bay Area	Comcast SportsNet California	Yes	Yes
Philadelphia	Comcast SportsNet Philadelphia	Yes	Yes
Philadelphia/Harrisburg/Pittsburgh	The Comcast Network	Yes	Yes
Detroit/MI/NW Ohio/No. Indina	FOX Sports Detroit		Yes
Oregon	Comcast SportsNet Northwest	Yes	Yes
Colorado	Comcast Entertainment TV	Yes	
New Orleans/LA/TX/GA/MS/VA/AR/FL	Cox Sports TV New Orleans	Yes	Yes
Denver	KETD-TV 53.2 Digital	Yes	Yes
Cleveland	SportsTime Ohio		Yes
Pittsburgh/PA/WV/NY/MD/OH	Root Sports Pitt		Yes
Indianapolis	WHMB-TV 40	Yes	Yes
Indianapolis	Xfinity Channel 81		Yes
Las Vegas	KEEN-TV 17	Yes	Yes
New Orleans	WHNO-TV 20	Yes	Yes
Wilkes Barre/Scranton	WQMY-TV MyTV	Yes	Yes
Tulsa	KWHB-TV 47	Yes	Yes
Wichita-Hutchinson	KGPT 49 & KSMT T 41	Yes	Yes
Honolulu	KWHW-TV 14	Yes	Yes
Toledo	WMNT-TV	Yes	Yes
Toledo	Buckeye SportsNetwork	Yes	
Huntsville	WYAM TV51	Yes	Yes
Madison, Wisconsin	CW57 Sports	Yes	Yes
Colorado Springs-Pueblo	KWHS-TV 51	Yes	Yes

IN-DEPTH STATS

- For an updated Notre Dame football statistical supplement and Brian Kelly Era Record Book, visit UND.com/pressbox.

SEPTEMBER 16							
Year	ND Rank	Team	Opp Rank	W/L/T	Score (ND-Opp.)		Site
1989	1	Michigan	2	W	24	19	A
1995	24	Vanderbilt		W	41	0	H
2000	21	Purdue	13	W	23	21	H
2006	2	Michigan	11	L	21	47	H

ON THIS DATE

- Notre Dame holds an all-time record of 3-1 on Sept. 16, including a 1-0 record on the road.
- The first game in program history on Sept. 16 saw the top ranked Irish play their second game of the season at No. 2 Michigan and leave Ann Arbor, Michigan, with a 24-19 victory.
- The game became known for a pair of kickoff returns by Raghib "Rocket" Ismail, as he returned kicks 88 yards and 92 yards for touchdowns in the Notre Dame victory. The win extended the winning streak for Lou Holtz's squad to 14 while ending a 10-game Wolverine winning streak.
- On Sept. 16, 1995, Vanderbilt was shutout at Notre Dame Stadium, 41-0. Future Irish coach Bob Davie was the defensive coordinator for the Irish at the time, but served as interim coach as Holtz missed the game recovering from surgery. In pitching the shutout, the Irish held the Commodores to 94 total yards.
- In 2000, No. 13 Purdue traveled to take on No. 21 Notre Dame, but Nick Setta drilled a 38-yard field goal as time expired to give the Irish a 23-21 victory over QB Drew Brees and the Boilermakers.
- The most recent Sept. 16 game in 2006 saw No. 11 Michigan hand second-ranked Notre Dame its only loss on this date. The Irish rebounded from the 47-21 loss to win the next eight games and earn a Sugar Bowl berth.

IRISH IN THE NFL (Through Week One)			
Player	Team	Pos.	Notes
Sheldon Day	Jacksonville	DT	Assisted tackle in opener
Tyler Eifert	Cincinnati	TE	One reception in opener
Matthias Farley	Indianapolis	S	Eight tackles in opener
Anthony Fasano	Miami	TE	DNP in opener
Michael Floyd	Minnesota	WR	37 catches for 488 and 5 TDs in 2016
Will Fuller V	Houston	WR	Out until November (broken collar bone)
J.J. Jansen	Carolina	LS	Played in every game since 2009
T.J. Jones	Detroit	WR	Two catches for 32 yards in opener
DeShone Kizer	Cleveland	QB	20-30 (222 yds); 1 rush TD; 1 pass TD
Ben Koyack	Jacksonville	TE	Played in opener
Cole Luke	Carolina	CB	Missed opener (ankle)
Zack Martin	Dallas	OG	Opener marked 49th straight game
Nick Martin	Houston	C	Missed opener (ankle)
Troy Niklas	Arizona	TE	Saw action in opener
Romeo Okwara	NY Giants	DE	Assisted tackle in opener
James Onwualu	LA Chargers	LB	Made NFL debut in opener
C.J. Prosise	Seattle	RB	Four rushes in opener
Theo Riddick	Detroit	RB	Six receptions and a TD in opener
Isaac Rochell	LA Chargers	DE	One tackle in NFL debut
Kyle Rudolph	Minnesota	TE	Three catches with TD in opener
KeiVaré Russell	Cincinnati	CB	Played in opener
Harrison Smith	Minnesota	S	Three tackles in opener
Jaylon Smith	Dallas	LB	Four tackles in NFL debut
Ronnie Stanley	Baltimore	OT	Started opener
John Sullivan	LA Rams	C	Started opener in 9th NFL season
Golden Tate	Detroit	WR	10 catches for 107 yards in opener
Manti Te'o	New Orleans	LB	Four tackles in opener
Stephon Tuitt	Pittsburgh	DE	Out (bicep)
Ishaq Williams	NY Giants	DE	Injured Reserve (knee)

LAST 10 MEETINGS

Year	Month	Date	ND Rank	Opp Rank	W/L/T	Score (ND-Opp.)	Site
2002	November	2	4		L	7 14	H
2003	October	25			L	25 27	A
2004	October	23			L	23 24	H
2007	October	13		4	L	14 27	H
2008	November	8			L	0 17	A
2009	October	24			W	20 16	H
2010	October	2			W	31 13	A
2011	November	19	24		W	16 14	H
2012	November	10	4		W	21 6	A
2015	November	21			W	16 13	N

For complete series history versus all opponents, see pages 182-194 of the 2017 Notre Dame football media guide

2017 BOSTON COLLEGE FOOTBALL SCHEDULE (1-1, 0-1 ACC Atlantic)

Date	Opponent	Site	Time-TV/Result-Score
Fri. Sept. 1	at Northern Ill.	DeKalb, IL	W 23-20
Sept. 9	Wake Forest	Chestnut Hill, MA	L 34-10
Sept. 16	Notre Dame	Chestnut Hill, MA	3:30 p.m. ESPN
Sept. 23	at Clemson	Clemson, SC	
Sept. 30	Central Michigan	Chestnut Hill, MA	
Oct. 7	Virginia Tech	Chestnut Hill, MA	
Oct. 14	at Louisville	Louisville, KY	
Oct. 21	at Virginia	Charlottesville, VA	
Fri. Oct. 27	Florida State	Chestnut Hill, MA	8 p.m. ESPN
Nov. 11	NC State	Chestnut Hill, MA	
Nov. 18	vs. UConn	Fenway Park	7 p.m. CBSSN
Nov. 25	at Syracuse	Syracuse, NY	

THE IRISH CONNECTIONS

ND Student-Athlete	Hometown/High School	BC Student-Athlete
OL Sam Bush	Newport Beach, CA/Mater Dei Newport Beach, CA	WR Sandrew Strader QB Matt McDonald
QB J.D. Carney S Jordan Genmark-Heath	San Diego, CA/Cathedral Catholic	QB/DB Tate Haynes
RB C.J. Holmes	Hamden, CT/Cheshire Academy Cheshire Academy	WR CJ Lewis DB Brandon Sebastian
LB Drew White	Boca Raton, FL/St. Thomas Aquinas	DE Wyatt Ray
RB Tony Jones Jr.	St. Petersburg, FL	WR Jeff Smith
WR Mick Assaf	Atlanta, GA	OL Sam Schmal
CB Brian Ball LB Asmar Bilal DL Brandon Triassum	Indianapolis, IN	DB Ben Stewart
OL Sam Mustipher	Olney, MD	RB Travis Levy
LB Greer Martini	Cary, NC	LB Ryan Whittelsey
QB Brandon Wimbush	St. Peter's Prep (NJ)	OL Ben Petruła RB Jon Hillman WR Charlie Callinan
DL Jay Hayes	Poly Prep Country Day (NY)	TE Ray Marten
OL Tommy Kraemer DL Elijah Taylor	Cincinnati, OH	WR Ben Glines
P Jeff Riney	Katy, TX	WR Christian McStravick

THE BOSTON COLLEGE SERIES

- Notre Dame leads the all-time series with the only other Catholic institution in FBS football by a count of 14-9. The teams have split eight contests in Chestnut Hill.
- The most recent meeting was in 2015, when Notre Dame hosted the Eagles in a Shamrock Series game at Boston's Fenway Park. The No. 5 Irish took a 19-16 victory behind a 20-38 passing performance from DeShone Kizer who threw for a pair of TDs.
- The last meeting on BC's Chestnut Hill campus came during Notre Dame's 2012 run to the national title game. The Irish took a 21-6 victory behind QB Everett Golson, who threw for a pair of TDs while rushing for a third. Theo Riddick ran for 104 yards in the win.
- The series began in 1975 when No. 9 Notre Dame won a 17-3 contest at Schaefer Stadium in Foxboro, Massachusetts.
- Notre Dame won nine of the first 12 meetings in the series before a six-game Boston College winning streak. The Irish have rebounded to take the last five straight contests dating back to a 20-16 win at Notre Dame Stadium in 2009.
- The teams have met once in the postseason, with unranked Notre Dame knocking off No. 13 Boston College, 19-18, in the Liberty Bowl in 1983. BC had a failed two-point conversion attempt on the game's final score midway through the third, as linebacker Tony Furjanic batted down Doug Flutie's pass.
- BC head coach Steve Addazio served as an assistant coach at Notre Dame from 1999-2001, spending time working with the offensive line (tackles and tight ends), as well as special teams.

IRISH VS. THE ATLANTIC COAST CONFERENCE





Team	Home				Away				Neutral				Overall			
	W	L	T	%	W	L	T	%	W	L	T	%	W	L	T	%
Boston College	7	5	0	.583	4	4	0	.500	3	0	0	1.000	14	9	0	.609
Clemson	0	1	0	.000	1	1	0	.500	0	0	0	--	1	2	0	.333
Duke	3	1	0	.750	0	1	0	.000	0	0	0	--	3	2	0	.600
Florida State	1	2	0	.333	1	1	0	.500	0	3	0	.000	2	6	0	.250
Georgia Tech	16	3	0	.842	12	2	1	.833	0	1	0	.000	28	6	1	.814
Louisville	0	1	0	.000	0	0	0	--	0	0	0	--	0	1	0	.000
Miami, Fla.	9	1	0	.900	6	6	1	.500	3	0	0	1.000	18	7	1	.712
North Carolina	12	0	0	1.000	4	2	0	.667	1	0	0	1.000	17	2	0	.895
N.C. State	0	0	0	--	0	1	0	.000	0	1	0	.000	0	2	0	.000
Pittsburgh	21	10	0	.677	27	11	1	.705	0	0	0	--	48	21	1	.693
Syracuse	2	1	0	.667	1	1	0	.500	2	1	0	.667	5	3	0	.625
Virginia	0	0	0	--	1	0	0	1.000	1	0	0	1.000	2	0	0	1.000
Virginia Tech	0	1	0	.000	0	0	0	--	0	0	0	--	0	1	0	.000
Wake Forest	2	0	0	1.000	1	0	0	1.000	0	0	0	--	3	0	0	1.000
TOTAL	73	26	0	.737	58	30	3	.654	10	6	0	.625	141	62	3	.692


ASSOCIATED PRESS TOP 25 (Sept. 10)				
Rk	Team (1st Place Votes)	Record	Points	Trend
1	Alabama(58)	2-0	1522	—
2	Oklahoma(2)	2-0	1447	+ 3
3	Clemson(1)	2-0	1380	—
4	USC	2-0	1324	+ 2
5	Penn State	2-0	1299	- 1
6	Washington	2-0	1124	+ 1
7	Michigan	2-0	1107	+ 1
8	Ohio State	1-1	1003	- 6
9	Oklahoma State	2-0	1002	+ 2
10	Wisconsin	2-0	993	- 1
11	Florida State	0-1	944	- 1
12	LSU	2-0	935	—
13	Georgia	2-0	882	+ 2
14	Louisville	2-0	658	+ 3
15	Auburn	1-1	591	- 2
16	Virginia Tech	2-0	559	+ 2
17	Miami	1-0	542	- 1
18	Kansas State	2-0	475	+ 1
19	Stanford	1-1	364	- 5
20	TCU	2-0	352	+ 3
21	Washington State	2-0	233	- 1
22	South Florida	2-0	188	- 1
23	Tennessee	2-0	159	+ 2
24	Florida	0-1	146	- 2
25	UCLA	2-0	119	NR

COACHES POLL (Week 2)				
Rk	Team (1st Place Votes)	Record	Points	Trend
1	Alabama(58)	2-0	1497	—
2	Clemson(2)	2-0	1386	1
3	Oklahoma	2-0	1385	3
4	USC	2-0	1308	1
5	Penn State	2-0	1256	1
6	Washington	2-0	1173	1
7	Michigan	2-0	1082	1
8	Oklahoma State	2-0	1026	2
9	Ohio State	1-1	962	7
10	Florida State	0-1	926	1
11	LSU	2-0	920	1
12	Wisconsin	2-0	919	1
13	Georgia	2-0	830	2
14	Louisville	2-0	658	2
15	Miami	1-0	551	2
16	Virginia Tech	2-0	509	2
17	Auburn	1-1	488	4
18	Kansas State	2-0	487	1
19	Stanford	1-1	372	5
20	TCU	2-0	271	NR
21	South Florida	2-0	249	1
22	Washington State	2-0	244	—
23	Tennessee	2-0	219	2
24	Utah	2-0	182	1
25	Florida	0-1	134	1

Others receiving votes: Utah 101, South Carolina 72, Colorado 66, West Virginia 63, Oregon 61, Maryland 42, **Notre Dame 31**, San Diego State 16, Houston 10, Mississippi State 3, Boise State 3, California 2, Vanderbilt 2, Iowa 2, Texas Tech 2, **Michigan State 1**

Others receiving votes: West Virginia 74, Colorado 70, Oregon 68, UCLA 57, Mississippi State 37, South Carolina 27, Maryland 26, **Notre Dame 24**, San Diego State 19, Memphis 11, **NC State 10**, Minnesota 9, Houston 7, **Navy 6**, Vanderbilt 5, Iowa 4, Duke 3, Army 2, **Michigan State 2**, UCF 2, Kentucky 1, Boise State 1, Appalachian State 1

2017 NOTRE DAME OPPONENT UPDATE					
Rk	Team	Record	Last Week	This Week	Next Week
		1-1 0-0 American	Win, 16-14 vs. Villanova	vs. UMass 7 p.m. (Fri.)	at USF 7:30 p.m. (Thu.)
13/ 13		2-0 0-0 SEC East	Win, 20-19 at Notre Dame	vs. Samford 7:30 p.m.	vs. Mississippi St.
		1-1 0-1 ACC Atlantic	Loss, 10-34 vs. Wake Forest	vs. Notre Dame 3:30 p.m.	at Clemson
RV/ RV		2-0 0-0 B1G East	Win, 28-14 vs. Western Mich.	Idle	vs. Notre Dame 8 p.m.
		1-1 0-0 MAC East	Win, 31-10 vs. Austin Peay	vs. Cincinnati 8 p.m.	at Central Michigan
		0-2 0-1 ACC Coastal	Loss, 35-47 at Louisville	at Old Dominion 3:30 p.m.	vs. Duke

2017 NOTRE DAME OPPONENT UPDATE					
Rk	Team	Record	Last Week	This Week	Next Week
4/ 4		2-0 1-0 Pac 12 South	Win, 42-24 vs. Stanford	vs. Texas 8:30 p.m.	at California
—/ RV		1-1 0-0 ACC Atlantic	Win, 37-20 vs. Marshall	vs. Furman 12:20 p.m.	at Florida State
		2-0 1-0 ACC Atlantic	Win, 34-10 at Boston College	vs. Utah State 3 p.m.	at Appalachian State
17/ 15		1-0 0-0 ACC Coastal	at Arkansas State Cancelled	at Florida State Postponed	vs. Toledo
—/ RV		2-0 1-0 American West	Win, 23-21 vs. Tulane	Idle	vs. Cincinnati 3:30 p.m.
19/ 19		1-1 0-1 Pac 12 North	Loss, 24-42 at Southern Cal	at San Diego St. 10:30 p.m.	vs. UCLA

THE BRIAN KELLY FILE					
35th year in coaching // 27th year as head coach // Eighth year at Notre Dame					
Alma Mater: Assumption College (1983)					
School	Seasons	Record			Pct.
Grand Valley State	13	118	35	2	.768
Central Michigan	3	19	16	0	.543
Cincinnati	3	34	6	0	.850
Notre Dame	8	60	32	0	.652
TOTALS	27	231	89	2	.720

HONORS AND ACCOLADES	
Year	Award
2012	AP National Coach of the Year
2012	Walter Camp National Coach of the Year
2012	Sporting News National Coach of the Year
2012	Home Depot National Coach of the Year
2012	Liberty Mutual National Coach of the Year
2012	AFCA National Coach of the Year
2009	Home Depot National Coach of the Year

BRIAN KELLY - THE DICK CORBETT HEAD FOOTBALL COACH

- Active winningest coach in FBS (231 wins)
- Fifth in wins at Notre Dame with 60
- Only two-time winner of The Home Depot Coach of the Year Award
- First coach in Notre Dame history to take Irish to a bowl game in each of his first six seasons
- Fourth among active FBS coaches in wins since 2001 (154), trailing only Urban Meyer, Nick Saban and Mark Richt
- Second-youngest coach to reach 200 career victories at a major school
- Only coach since 1994 to lead Notre Dame to any four-year span with a winning percentage of at least .700, which he has done three times
- Only coach in school history with at least eight wins in his first six seasons at the school, and just the 20th at a major school (ND+Power Five)
- First coach at Notre Dame to take Irish to six straight bowl games since Lou Holtz (1987-95)
- Joins Knute Rockne, Ara Parseghian and Holtz as the only coaches to twice reach double-digit wins at Notre Dame
- Led Notre Dame to its first undefeated season in 24 years in 2012
- That team finished the year ranked No. 4/3, the highest for an Irish squad since 1993 (No. 2/2)
- Oversaw the first football program to ever be ranked No. 1 in the AP & Coaches polls, first in NCAA Graduation Success Rate and reach the national title game
- Only the second coach in school history to win 12 games in a season (Lou Holtz in 1988)
- Has led his team to a bowl game in 10 of the last 11 seasons (first six at Notre Dame, all three at Cincinnati and final team at Central Michigan)
- Has finished .500 or better in 24 of 26 seasons as a head coach
- Boasts a 16-8 record in postseason as a head coach

WINNINGEST ACTIVE FBS COACHES (By victories)							
Rk.	Coach	School	Years	Record			Pct.
1.	Brian Kelly	Notre Dame	27	231	89	2	.720
2.	Nick Saban	Alabama	22	207	61	1	.771
3.	Bill Snyder	Kansas State	26	204	105	1	.660
4.	Paul Johnson	Georgia Tech	21	178	88	0	.669
5.	Urban Meyer	Ohio State	16	166	30	0	.847
6.	Terry Bowden	Akron	24	164	101	2	.618
7.	Rich Rodriguez	Arizona	23	157	114	2	.579
8.	Mark Richt	Miami (Fla.)	17	155	55	0	.738
9.	Gary Patterson	TCU	18	151	54	0	.737
10.	Kirk Ferentz	Iowa	22	149	113	0	.569

WINNINGEST ACTIVE FBS COACHES SINCE 2001					
Rk.	Coach	School	Record		Pct.
1.	Urban Meyer	Ohio State	166	30	.847
2.	Mark Richt	Miami (Fla.)	155	55	.738
3.	Nick Saban	Alabama	156	31	.834
4.	Gary Patterson	TCU	151	53	.740
5.	Brian Kelly	Notre Dame	154	56	.733
6.	Kirk Ferentz	Iowa	133	73	.646
7.	Paul Johnson	Georgia Tech	129	80	.617
8.	Chris Petersen	Washington	121	26	.823
9.	Frank Solich	Ohio	116	80	.592
10.	Rich Rodriguez	Arizona	112	78	.589

WINNINGEST ACTIVE FBS COACHES (By percentage)							
Rk.	Coach	School	Years	Record			Pct.
1.	Urban Meyer	Ohio State	16	166	30	0	.847
2.	Jimbo Fisher	Florida State	8	78	18	0	.813
3.	Chris Petersen	Washington	12	121	26	0	.823
4.	David Shaw	Stanford	7	65	18	0	.783
5.	Nick Saban	Alabama	22	207	61	1	.771
6.	Dabo Swinney	Clemson	10	91	28	0	.765
7.	Mark Richt	Miami (Fla.)	17	155	55	0	.738
8.	Gary Patterson	TCU	18	151	54	0	.737
9.	Bobby Petrino	Louisville	13	111	43	0	.721
10.	Brian Kelly	Notre Dame	27	231	89	2	.720

RECORD vs. AP TOP 25 (Min. 10 Games)					
Rk.	Coach	School	Record		Pct.
1.	Urban Myer	Ohio State	35	15	.700
2.	Nick Saban	Alabama	73	38	.658
3.	David Shaw	Stanford	20	11	.645
4.	Jimbo Fisher	Florida State	17	11	.607
5.	Matt Rhule	Baylor	3	2	.600
6.	Jim Mora	UCLA	13	11	.542
7.	Gary Patterson	TCU	22	19	.537
8.	Dabo Swinney	Clemson	19	17	.528
9.	Brian Kelly	Notre Dame	21	19	.525
10.	Jim Harbaugh	Michigan	11	10	.524

THE RECORD WHEN...								
Stat	Kelly's Career			Kelly at ND		2017		
	Record (W-L-T)			Record (W-L)		Record (W-L)		
Home	125	33	1	32	14	1	1	
Away	90	48	1	15	15	0	0	
Neutral	16	6	0	13	4	0	0	
In overtime	6	5	0	2	3	0	0	
Coming off a loss	51	29	0	17	13	1	0	
Coming off a win	165	49	1	41	19	0	1	
Coming off an open date	19	2	0	8	1	0	0	
vs. AP Top 25	21	19	0	11	15	0	1	
Both teams are in the AP Top 25	11	14	0	7	12	0	1	
Neither team is in the AP Top 25	52	28	0	20	12	1	0	
Team is ranked higher	55	13	0	33	10	0	0	
Opponent is ranked higher	8	14	0	5	10	0	1	
vs. In-State Opponents	75	22	2	5	0	0	0	
In August	5	2	0	2	0	0	0	
In September	70	34	0	18	11	1	1	
In October	80	24	2	20	7	0	0	
In November	65	24	0	17	11	0	0	
In December	11	2	0	3	1	0	0	
In January	0	3	0	0	2	0	0	
On TV (except GVSU regular season)	90	39	0	60	31	1	1	
On NBC	38	13	0	38	13	1	1	
On NBCSN	1	0	0	1	0	0	0	
On ABC	14	9	0	12	9	0	0	
On ESPN	12	7	0	4	5	0	0	
On ESPN2	8	2	0	1	0	0	0	
On CBS	3	2	0	3	2	0	0	
On FOX	0	3	0	0	3	0	0	
On CBS Sports Network	1	0	0	1	0	0	0	
Afternoon Games	155	61	2	37	17	1	0	
Night Games (6 p.m. or later)	76	28	0	23	15	0	1	
Decided by three points or fewer	43	23	2	10	11	0	1	
Decided by seven points or fewer	76	38	2	21	15	0	1	
Scoring first	159	36	0	45	18	1	1	
Opponent scores first	70	53	2	15	14	0	0	
Leading at halftime	182	20	0	49	10	1	1	
Tied at halftime	15	3	0	4	1	0	0	
Trailing at halftime	32	66	2	7	21	0	0	
Leading after three quarters	193	16	0	48	8	1	0	
Tied after three quarters	12	6	1	4	5	0	0	
Trailing after three quarters	23	68	1	8	19	0	1	

THE RECORD WHEN...								
Stat	Kelly's Career			Kelly at ND		2017		
	Record (W-L-T)			Record (W-L)		Record (W-L)		
Scoring 40+ points	85	3	0	17	2	1	0	
Scoring 30-39 points	64	11	0	18	7	0	0	
Scoring 20-29 points	59	35	1	17	13	0	0	
Scoring 0-19 points	23	40	1	8	10	0	1	
Allowing 40+ points	7	22	0	1	8	0	0	
Allowing 30-39 points	17	34	0	6	13	0	0	
Allowing 20-29 points	59	26	1	11	9	0	1	
Allowing 0-19 Points	147	8	1	41	3	1	0	
Outrushing opponent	182	28	1	44	7	1	0	
Getting outrushed	45	59	1	14	25	0	1	
Passing for more yards	153	59	1	40	26	0	1	
Passing for fewer yards	77	29	1	20	6	1	0	
Outgaining opponent	194	30	1	49	13	1	0	
Outgained by opponent	35	56	1	11	19	0	1	
Winning time of possession battle	125	28	0	36	6	0	0	
Losing time of possession battle	104	59	2	24	26	1	1	
Scoring a DEF or ST touchdown	70	9	0	11	5	0	0	
Allowing a DEF or ST touchdown	21	29	0	7	10	0	0	
Fewer penalty yards	70	42	1	31	17	1	1	
More penalty yards	152	44	1	27	14	0	0	
Winning turnover battle	133	15	0	30	4	1	0	
Losing turnover battle	59	50	1	18	22	0	0	
Having indiv. 100-yd rusher	105	26	1	22	9	1	0	
Having indiv. 100-yd receiver	89	32	0	19	15	0	0	
Having indiv. 200-yd passer	155	48	1	41	23	0	1	
Allowing indiv. 100-yd rusher	43	48	1	11	20	0	0	
Allowing indiv. 100-yd receiver	65	38	0	9	13	0	0	
Allowing indiv. 200-yd passer	89	47	1	22	23	1	0	

2017 HONORS & AWARDS			
Player	Year	Pos.	Awards
Josh Adams	Jr.	RB	Team Captain Maxwell Award Watch List Game Ball - Temple
Alizé Mack	Jr.	TE	Mackey Award Watch List
Green Martini	Sr.	LB	Team Captain
Mike McGlinchey	Sr.	OL	Team Captain College Football News Preseason 1st Team All-American Associated Press Preseason 2nd Team All-American Sports Illustrated Preseason 2nd Team All-American Maxwell Award Watch List Outland Trophy Watch List
Nyles Morgan	Sr.	LB	Team Captain Bednarik Award Watch List Nagurski Award Watch List Butkus Award Watch list
Sam Mustipher	Sr.	OL	Rimington Trophy Watch List
Quenton Nelson	Sr.	OL	Team Captain Associated Press Preseason 1st Team All-American Sports Illustrated Preseason 1st Team All-American College Football News Preseason 1st Team All-American Outland Trophy Watch List
Tyler Newsome	Sr.	P	Wuerffel Trophy Watch List
Durham Smythe	Gr.	TE	Mackey Award Watch List
Equanimeous St. Brown	Jr.	WR	Biletnikoff Award Watch List
Drue Tranquill	Sr.	S	Team Captain Lott Trophy Watch List Wuerffel Trophy Watch List
Austin Webster	Sr.	WR	Team Captain
Nic Wieshar	Sr.	TE	Wuerffel Trophy Watch List

STARTER SHEET				
OFFENSE	Pos.	2017	Streak	Career
Mike McGlinchey	RT/LT	2	28	28
Quenton Nelson	LG	2	20	25
Durham Smythe	TE	2	15	17
Alex Bars	LG/RT	2	14	16
Equanimeous St. Brown	WR	2	14	14
Sam Mustipher	C	2	14	14
Josh Adams	RB	2	10	14
Colin McGovern	RG	0		8
C.J. Sanders	WR	1		6
Alizé Mack	TE	0	0	4
C.J. Holmes	WR	0		3
Nic Weishar	TE	0	0	3
Kevin Stepherson	WR	0		1
Hunter Bivin	RG	2	2	2
Brandon Wimbush	QB	2	2	2
Cam Smith	WR	2	2	2
Tommy Kraemer	RT	1	1	1

DEFENSE	Pos.	2017	Streak	Career
Drue Tranquill	S	2	14	18
Nyles Morgan	LB	2	14	18
Jerry Tillery	DL	2	14	16
Andrew Trumbetti	DL	0		11
Greer Martini	LB	2	2	12
Devin Studstill	S	0		10
Te'von Coney	LB	0		9
Julian Love	CB	2	10	10
Donte Vaughn	CB	0		4
Troy Pride Jr.	CB	0		3
Shaun Crawford	CB	0		2
Nick Coleman	CB	2	2	4
Nick Watkins	CB	2	2	3
Jonathan Bonner	DL	2	3	3
Daelin Hayes	DL	2	2	2
Jalen Elliott	S	2	2	2
Jay Hayes	DL	2	2	2

CAREER STARTS BY POSITION										
WR	LT	LG	C	RG	RT	TE	WR	QB	WR	RB
Holmes (3)	McGlinchey (14)	Nelson (25)	Mustipher (14)	Bars (2)	McGlinchey (14)	Smythe (17)	St. Brown (14)	Wimbush (2)	Sanders (8)	Adams (14)
Stepherson (3)		Bars (2)		Bivin (1)	Bars (12)	Mack (6)			Smith (2)	
Canteen (1)					Kraemer (2)	Luatua (4)				
						Wieshar (3)				
DL	DL	DL	DL	LB	LB	LB	CB	S	S	CB
Trumbetti (11)	Bonner (3)	Tillery (13)	Daelin Hayes (2)	Martini (12)	Morgan (18)	Coney (9)	Pride (3)	Tranquill (23)	Studstill (9)	Love (9)
Jay Hayes (2)						Tranquill (2)	Crawford (2)	Love (1)	Elliott (2)	Watkins (4)
								Coleman (2)		Coleman (2)

2	DEXTER WILLIAMS	JR	RB
<ul style="list-style-type: none"> • Had first career 100-yard rushing game against Temple • Ran for 124 yards and a TD on six attempts versus the Owls 			
3	C.J. SANDERS	JR	WR
<ul style="list-style-type: none"> • Had a 30-yard kick return in opener • Led team with 1,165 all-purpose yards in 2016 • Actor as a child, played a young Ray Charles in movie "Ray" while also appearing on TV shows "Grey's Anatomy," "Cold Case," and "Judging Amy," • Father played football at Ohio State while mother played basketball at Michigan 			
4	TE'VON CONEY	JR	LB
<ul style="list-style-type: none"> • First career sack against Temple • Was fourth on the team in 2016 with 62 tackles, including at least seven tackles in five different games 			
4	MONTGOMERY VANGORDER	SR	QB
<ul style="list-style-type: none"> • Serves as the primary holder on field goals and extra points • Older siblings all played collegiate athletics (brother Malloy football at Georgia, sister Morgan ran at Georgia, brother Mack played football at Auburn) 			
5	NYLES MORGAN	SR	LB
<ul style="list-style-type: none"> • Team captain • Led Irish with eight tackles in season opener against Temple • Recorded first sack of the season against Georgia • Led 2016 team with 94 tackles • Named to Butkus, Bednarik and Nagurski watch lists in 2017 			
6	EQUANIMEOUS ST. BROWN	JR	WR
<ul style="list-style-type: none"> • Had four catches for 80 yards and a score in the opener • Led team in catches (58), receiving yards (961) and receiving touchdowns (nine) a season ago • Was sixth in the nation among freshman and sophomores in touchdown catches • Biletnikoff Watch List in 2017 			
7	NICK WATKINS	SR	CB
<ul style="list-style-type: none"> • Had one tackle against Temple in first action since Fiesta Bowl • Made first career start at Fiesta Bowl following 2015 season 			
7	BRANDON WIMBUSH	JR	QB
<ul style="list-style-type: none"> • Passed for 184 and two TDs while rushing for 114 and a TD in first career start against Temple • Believed to be the first ND QB to ever eclipse 100 passing AND rushing in first start 			

8	DONTE VAUGHN	SO	CB
<ul style="list-style-type: none"> • Played in 10 games as a true freshman in 2016, one of 10 true freshmen on the team to play in at least eight games • Recorded 22 tackles and seven pass break-ups • Made season-best seven tackles against Navy 			
9	KEENAN CENTLIVRE	SR	WR
<ul style="list-style-type: none"> • Scout team member attended same high school as former Irish players John Goodman & Tyler Eifert 			
9	DAELIN HAYES	SO	DL
<ul style="list-style-type: none"> • Played in all 12 games as a rookie in 2016 • Had first career fumble recovery against Georgia 			
10	CHRIS FINKE	JR	WR
<ul style="list-style-type: none"> • Played in 10 games last year after not seeing the field as a freshman • Scored a touchdown in each of the final two games of the season against Virginia Tech and USC 			
10	PATRICK PELINI	FR	DB
<ul style="list-style-type: none"> • Son of former Nebraska and current Youngstown St. coach Bo Pelini 			
11	FREDDY CANTEEN	GR	WR
<ul style="list-style-type: none"> • Transfer from Michigan made first catch at Notre Dame in opener • Had a touchdown reception against Ohio State in 2014 			
12	IAN BOOK	SO	QB
<ul style="list-style-type: none"> • Made debut against Georgia, running for two yards on only play while spelling Brandon Wimbush (contact lens) 			
12	ALOHI GILMAN	SO	S
<ul style="list-style-type: none"> • Transfer from Naval Academy will sit 2017 campaign • Had a career-best 12 tackles for the Mids against the Irish in 2016 			
13	AVERY DAVIS	FR	QB
<ul style="list-style-type: none"> • 2016 UnderArmour All-American • Rated the No. 7 dual-threat quarterback by ESPN.com 			
13	JORDAN GENMARK-HEATH	FR	S
<ul style="list-style-type: none"> • Had a tackle in his collegiate debut against Temple • Rated No. 39 safety by 247Sports.com 			
14	J.D. CARNEY	FR	QB
<ul style="list-style-type: none"> • Son of former Notre Dame kicker John Carney, the fifth-leading point-scorer in Irish football history 			
14	DEVIN STUDSTILL	SO	S
<ul style="list-style-type: none"> • Recorded four tackles in the opener against Temple • Posted 37 tackles, including 28 solo stops last season • Snared an interception against Michigan State 			

15	JOHN MAHONEY	FR	DB
<ul style="list-style-type: none"> • Father, Craig, played football at Iowa State 			
15	CAM SMITH	GR	WR
<ul style="list-style-type: none"> • Graduate transfer from Arizona State had three catches in Irish debut against Temple • Has 908 receiving yards and six touchdowns in three years of playing time (missed 2015 season due to injury) • Led Sun Devils with 67 receiving yards and a TD against Notre Dame in 2015 			
15	C.J. HOLMES	FR	RB
<ul style="list-style-type: none"> • Early enrollee joined program in January 2017 • Rated nation's No. 5 all-purpose back by Scout as well as No. 2 player in Connecticut by Scout, 247 Sports, ESPN and Rivals 			
17	NOLAN HENRY	JR	QB
<ul style="list-style-type: none"> • Scout team quarterback yet to see the field • Established the Titans Youth Foundation Food Drive to "Tackle Hunger," which is now the second-largest one-day food drive in the Pacific Northwest 			
17	ISAIAH ROBERTSON	FR	S
<ul style="list-style-type: none"> • Made collegiate debut against Temple with one tackle • Early enrollee joined the team in January 2017 			
18	CAMERON EKANAYAKE	FR	QB
<ul style="list-style-type: none"> • Walk-on helped Edwardsburg High School to 12-1-1 record in 2016 			
18	TROY PRIDE JR.	SO	CB
<ul style="list-style-type: none"> • Had one tackle in opener against Temple • Made 12 tackles last year, highlighted by five in win over Miami (FL) • Recovered a fumble in season finale at Southern Cal 			
19	JUSTIN YOON	JR	K
<ul style="list-style-type: none"> • Has been primary place kicker since freshman year • Went 7-for-7 on PATs in opener against Temple • Hit a career long field goal of 52 yards against Navy in 2015, the third-longest in school history and longest by any freshman kicker that season • Had first career 4-for-4 field goal game of career against Georgia 			
20	SHAUN CRAWFORD	JR	CB
<ul style="list-style-type: none"> • Had one tackle in opener against Temple • Played in just two games during first two season at Notre Dame • Recorded five tackles in 2016 opener at Texas, while also returning a blocked PAT for two points • Tore Achilles in second game of 2016 against Nevada after tearing his ACL in 2015 fall camp 			

21	JALEN ELLIOTT	SO	S
<ul style="list-style-type: none"> • Made first career start in opener against Temple • Played in all 12 games as a freshman in 2016 • Made 14 tackles, including four each against Army and Syracuse 			
22	ASMAR BILAL	JR	LB
<ul style="list-style-type: none"> • Recorded 1.5 TFLs in season opening win over Temple • Played in all 12 games in 2016, mostly on special teams 			
23	DRUE TRANQUILL	SR	S
<ul style="list-style-type: none"> • Team Captain • Wuerffel Trophy Watch List in 2017 • Recorded interception and TFL against Georgia • First Team CoSIDA Academic All-American in 2016 			
24	MICK ASSAF	SO	WR
<ul style="list-style-type: none"> • Scout team member did not see the field as a freshman 			
24	NICK COLEMAN	JR	S
<ul style="list-style-type: none"> • Saw the field in all but one game in 2016 with a pair of starts • Made five tackles against Temple in the season opener 			
25	JAFAR ARMSTRONG	FR	WR
<ul style="list-style-type: none"> • Rated the No. 68 wide receiver by 247 Sports • Helped Bishop Miege to three consecutive Kansas state titles 			
26	AUSTIN WEBSTER	SR	WR
<ul style="list-style-type: none"> • Team captain • As a walk-on at captaincy selection, was the first walk-on to be named a captain at Notre Dame • Awarded a scholarship during 2017 fall camp • Saw action against UMass in 2015 			
27	JULIAN LOVE	SO	CB
<ul style="list-style-type: none"> • 247 Sports Freshman All-American in 2016 • Had four tackles and a pass break-up in the opener versus Temple 			
28	NICCO FERTITTA	JR	S
<ul style="list-style-type: none"> • Played in 23 career games, primarily on special teams • Made 17 tackles last season, including a career-best four against Syracuse • Attended same high school as Alizé Mack 			
29	SAM KOHLER	SR	K
<ul style="list-style-type: none"> • Reserve place kicker yet to see game action • Scored 29 on the ACT as 7th grader (with high score of 36 as junior) 			

29	KEVIN STEPHERSON	SO	WR
<ul style="list-style-type: none"> • Played in all 12 games as a true freshman in 2016, starting three • Was third on team in both receptions (25) and yards (462) • Five receiving TDs were the second-most by a freshman in school history 			
30	JEREMIAH OWUSU-KORAMOAH	FR	LB
<ul style="list-style-type: none"> • Rated No. 28 safety by ESPN.com • First team Virginia High School League All-State 			
31	TEMITOPE AGORO	SO	CB
<ul style="list-style-type: none"> • Walk-on joined team in fall 2016 			
31	GRANT HAMMAN	SR	WR
<ul style="list-style-type: none"> • Walk-on who's father, Gregg, played for Hayden Fry at Iowa 			
32	D.J. MORGAN	SO	S
<ul style="list-style-type: none"> • One of nine scholarship freshmen who did not see action in 2016 • Was his the No. 23 ranked safety by Rivals in his class 			
33	JOSH ADAMS	JR	RB
<ul style="list-style-type: none"> • Team captain • Ran for 161 yards and two TDs in the opener against Temple • Hit the 100-yard mark on just his sixth carry against the Owls • 313 yards shy of program's career top-10 in rushing yards • Owns Notre Dame record for rushing yards by a freshman at 835 • Had career-high six receptions (60 yards) against Georgia 			
34	TONY JONES JR.	SO	RB
<ul style="list-style-type: none"> • Ran for 19 yards and a touchdown in his collegiate debut against Temple after not playing in 2016 • Added three special teams tackles in the Temple win • 2015 U.S. Army All-American 			
35	DAVID ADAMS	FR	LB
<ul style="list-style-type: none"> • Rated No. 4 inside linebacker by Scout • Named the 2016 PA Football News 6-A Defensive Player of the Year 			
37	ROBERT REGAN	JR	LB
<ul style="list-style-type: none"> • Walk-on linebacker 			
38	DEON MCINTOSH	SO	RB
<ul style="list-style-type: none"> • One of nine scholarship freshmen who did not see the field in 2016 • Second all-time in scoring and rushing at Cardinal Gibbons • No. 18 running back in class by Rivals 			
38	CHRISTOPHER SCHILLING	SO	S
<ul style="list-style-type: none"> • Did not see action in 2016 			

39	JONATHAN DOERER	FR	K/P
<ul style="list-style-type: none"> • Registered a touch back on 92% of kickoffs • Rated the No. 6 kicker in his class by Scout 			
39	BRANDON GARCIA	SO	CB/WR
<ul style="list-style-type: none"> • Walk-on was the running back for Stanford Hall, men's interhall football champion in 2016 			
40	DREW WHITE	FR	LB
<ul style="list-style-type: none"> • Rated the No. 17 inside linebacker by ESPN.com • Helped St. Thomas Aquinas to five shutouts during senior season 			
41	KURT HINISH	FR	DL
<ul style="list-style-type: none"> • No. 26 defensive tackle by ESPN.com • Helped Pittsburgh Central Catholic to 14-2 record as a senior 			
42	JULIAN OKWARA	SO	DL
<ul style="list-style-type: none"> • Recorded his first career sack in the win over Temple • Moved to the U.S. from Nigeria in third grade 			
42	JEFF RINEY	JR	P
<ul style="list-style-type: none"> • Punter has yet to see game action 			
43	BRIAN BALL	JR	CB
<ul style="list-style-type: none"> • Class valedictorian at Indianapolis Bishop Chatard yet to play 			
44	JAMIR JONES	SO	LB
<ul style="list-style-type: none"> • Played in 10 games during rookie campaign • Led team with eight kickoff return tackles 			
45	JONATHAN JONES	SO	LB
<ul style="list-style-type: none"> • One of nine scholarship freshman to not see the field in 2016 • Second Team AP All-Florida selection in 2015 • Played on U.S. U-19 team versus Canada in 2016 International Bowl 			
46	MATT BUSHLAND	SO	LS
<ul style="list-style-type: none"> • One of two long snappers on the Irish roster 			
46	JIMMY THOMPSON	JR	LB
<ul style="list-style-type: none"> • Has not seen the field during first two seasons at Notre Dame • Led Hinsdale Central High School with 116 tackles as senior in 2014 			
47	CHRIS BURY	JR	TE
<ul style="list-style-type: none"> • Transfer from Stonehill College (Mass.) joined team as walk-on in spring 2017 • Stonehill offers dual-degree engineer program which allows student to earn a science degree in three years, then transfer to Notre Dame for two years to complete bachelor's in engineering 			

47	KOFI WARDLOW	FR	DL
<ul style="list-style-type: none"> • Has only played football for two years • Had 84 taackles, 28.5 TFLs and 9.5 sacks as a senior 			
48	GREER MARTINI	SR	LB
<ul style="list-style-type: none"> • Had six tackles, one for loss, a hurry and a forced fumble in the season opener against Temple • Considered one of the team's best against the option, recorded a career-best 11 tackles against Navy while adding nine versus Army 			
49	JACK HENIGE	FR	TE
<ul style="list-style-type: none"> • All-Illinois performer on 11-2 Fenwick High team • Attended same high school as 1953 Notre Dame Heisman winner John Lattner 			
49	BRANDON HUTSON	JR	LB
<ul style="list-style-type: none"> • Has not seen the field while playing for defensive scout team 			
51	DEVYN SPRUELL	JR	LB
<ul style="list-style-type: none"> • Has not had game action while member of defensive scout team 			
53	KHALID KAREEM	SO	DL
<ul style="list-style-type: none"> • Had a tackle in the 2017 opener against Temple 			
53	SAM MUSTIPHER	SR	OL
<ul style="list-style-type: none"> • Rimington Award Watch List in 2017 • Has started 13 straight games • Helped pave the way for Irish to rush for 422 yards in season opener against Temple 			
54	LINCOLN FEIST	JR	DL
<ul style="list-style-type: none"> • Yet to see action while playing on the scout team 			
54	JOHN SHANNON	SO	LS
<ul style="list-style-type: none"> • Saw first career action against Temple in season opener • Considered the top long snapper in the 2015 recruiting class 			
55	JONATHAN BONNER	SR	DL
<ul style="list-style-type: none"> • Made second career start against Temple in opener, making four tackles • Had first sack of the season against Georgia 			
56	QUENTON NELSON	SR	OL
<ul style="list-style-type: none"> • Team captain • Started 19th straight game in opener against Temple, helping Irish run for 422 yards • Outland Trophy Watch List and Preseason All-American (AP & Sports Illustrated) in 2017 			

57	TREVOR RUHLAND	JR	OL
<ul style="list-style-type: none"> • Saw action as a reserve offensive lineman in nine contests in 2016 			
58	ELIJAH TAYLOR	JR	DL
<ul style="list-style-type: none"> • Played in four games on the year, making three tackles at USC 			
59	KIER MURPHY	JR	LB
<ul style="list-style-type: none"> • Yet to see action while playing on defensive scout team 			
61	COLIN GRUNHARD	FR	OL
<ul style="list-style-type: none"> • Made 50 consecutive starts at Bishop Miege High School • Father, Tim, played for Irish from 1986-89 and was starting guard for 1988 national championship team before playing center for the Kansas City Chiefs • Twin sister, Cailey, is on the Notre Dame swimming team 			
62	LOGAN PLANTZ	JR	OL
<ul style="list-style-type: none"> • Walk-on transferred to Notre Dame from Holy Cross College in January 2016 			
63	SAM BUSH	SR	DL
<ul style="list-style-type: none"> • Yet to see game action while playing on the scout team 			
64	RYAN KILANDER	SR	DL
<ul style="list-style-type: none"> • Has not seen the field while playing on the scout team 			
67	JIMMY BYRNE	SR	OL
<ul style="list-style-type: none"> • Has not seen game action 			
68	MIKE McGLINCHEY	SR	OL
<ul style="list-style-type: none"> • 22nd two-time captain in Notre Dame history • AP Second Team All-American in 2016 • Outland and Maxwell Trophy Watch Lists in 2017 • Made 27th straight start against Temple, helping the Irish offense go for 422 yards on the ground 			
69	AARON BANKS	FR	OL
<ul style="list-style-type: none"> • Early enrollee joined team in January 2017 • Rated No. 9 offensive guard by Scout • Named First Team All-NorCal by MaxPreps 			
70	HUNTER BIVIN	GS	OL
<ul style="list-style-type: none"> • Has appeared in all but one game over the past three seasons as a reserve offensive lineman and special teams player • Won the 2012 Kentucky 3-A state title in shot put 			
71	ALEX BARS	SR	OL
<ul style="list-style-type: none"> • Has started 13 straight games • Helped the Irish run for 422 yards in opener against Temple while starting at right guard for the first time 			

72	ROBERT HAINSEY	FR	OL
<ul style="list-style-type: none"> • Early enrollee joined Irish program in January 2017 • Earned paying time at right tackle in the season opener, helping the Irish run for 422 yards against Temple • Rated No. 1 offensive guard by ESPN.com 			
74	LIAM EICHENBERG	SO	OL
<ul style="list-style-type: none"> • One of nine scholarship freshmen to not see the field in 2016 • AP All-Ohio First Team in 2015 and the No. 6 rated offensive tackle according to ESPN.com 			
75	JOSH LUGG	FR	OL
<ul style="list-style-type: none"> • Helped North Allegheny go 9-3 while rushing for 3,303 yards and 50 touchdowns in 2015 • Recorded 18 tackles, four TFL and three sacks while playing both ways 			
76	DILLAN GIBBONS	FR	OL
<ul style="list-style-type: none"> • Was the first commitment of Notre Dame's 2017 freshman class • No. 26 offensive guard according to Scout 			
77	BRANDON TIASSUM	JR	DL
<ul style="list-style-type: none"> • Has not seen the field in two seasons with the Irish 			
78	TOMMY KRAEMER	SO	OL
<ul style="list-style-type: none"> • Made first collegiate start against Temple in the opener, slotting at right tackle to help the Irish run for 422 yards • Was the first commitment of Notre Dame's 2016 freshman class • 2015 Gatorade Ohio Player of the year, the first offensive lineman to win the award since 2006 • 2015 U.S. Army All-American • Attended Cincinnati Elder, the same school as former Irish TE and Minnesota Viking Kyle Rudolph 			
80	DURHAM SMYTHE	GS	TE
<ul style="list-style-type: none"> • Mackey Award Watch List in 2017 • Made his 14th consecutive start against Temple, catching two passes for 34 yards • Father, Roy, won the 1980 Southwest Conference title at Baylor as an offensive lineman 			
81	MILES BOYKIN	JR	WR
<ul style="list-style-type: none"> • Played in all 12 games as a sophomore with six catches for 81 yards • Had a touchdown grab against Virginia Tech 			
82	NIC WEISHAR	SR	TE
<ul style="list-style-type: none"> • Wuerffel Trophy Watch List in 2017 • Had first career touchdown catch in win over Temple 			

83	CHASE CLAYPOOL	SO	WR
<ul style="list-style-type: none"> • Eighth Canadian to play football at Notre Dame • Had one catch in the opener against Temple • Led team in 2016 with 11 special teams tackles 			
84	COLE KMET	FR	TE
<ul style="list-style-type: none"> • No. 2 tight end in signing class by Tom Lemming • U.S. Army All-American • Made collegiate debut in win over Temple 			
85	TYLER NEWSOME	SR	P
<ul style="list-style-type: none"> • Wuerffel Trophy Watch List and Allstate AFCA Good Works Team Nominee in 2017 • Has been the Irish punter since start of the 2015 season • Owns program record for single-game punt average (52.4 yards per punt against UMass in 2015) • Punted twice in opener for average of 52.0 yards 			
85	ARION SHINAVER	SO	WR
<ul style="list-style-type: none"> • Did not see game action as a freshman while on scout team 			
86	ALIZÉ MACK	JR	TE
<ul style="list-style-type: none"> • Had two receptions in return to action for opener against Temple • Did not play in games for the Irish last season • Saw action in all 13 games as a freshman in 2015, making 13 catches for 190 yards 			
87	MICHAEL YOUNG	FR	WR
<ul style="list-style-type: none"> • Helped Destrehan to an 11-1 record in 2016, making 34 catches for 507 yards and six touchdowns • Made collegiate debut against Temple 			
88	JAVON MCKINLEY	SO	WR
<ul style="list-style-type: none"> • Saw action in six games during freshman season in 2016 • Had the third-most receiving yards in CIF Southern Section history during prep career, totaling 3,752 over four years 			
89	BROCK WRIGHT	FR	TE
<ul style="list-style-type: none"> • Early enrollee joined program in January 2017 • Rated the No. 1 tight end in signing class by Rivals, ESPN and Tom Lemming • Made collegiate debut against Temple while lining up at both tight end and full back 			
91	ADETOKUNBO OGUNDEJI	SO	DL
<ul style="list-style-type: none"> • One of nine scholarship freshmen who did not see the field in 2016 • Enrolled at Notre Dame as a 17-year-old • Played in just four games as a senior due to injury after making 68 tackles and nine sacks as a junior in 2014 			

92	JONATHON MACCOLLISTER	FR	DL
<ul style="list-style-type: none"> • Helped Bishop Moore to a 25-3 record over the last two years, including a Florida Class 5-A state title in 2015 • Rated the No. 37 defensive end in class by ESPN 			
93	JAY HAYES	SR	DL
<ul style="list-style-type: none"> • Started the opener against Temple, making five tackles, one for loss, with a QB hurry 			
94	DARNELL EWELL	FR	DL
<ul style="list-style-type: none"> • Rated the No. 7 offensive guard by Scout • Helped Lake Taylor to an 11-2 record as a senior 			
95	MYRON TAGOVAIOLA-AMOSA	FR	DL
<ul style="list-style-type: none"> • Made collegiate debut against Temple, recording three tackles and one for loss • Had 34 TFLs and 18 sacks as a senior, helping Kapolei to a 10-3 record and earning Honolulu Star-Advertiser All-State honors 			
96	PETE MOKWUAH	SR	DL
<ul style="list-style-type: none"> • Saw the field in four games as a junior, making his first career tackle against Miami (Fla.) 			
97	MICAH DEW-TREADWAY	JR	DL
<ul style="list-style-type: none"> • Has yet to play at Notre Dame • Was one of 10 scholarship freshmen to not play in 2015 before suffering a broken foot that held him out in 2016 • Made 50 tackles, 12 for loss and eight sacks, as a senior at Bolingbrook High School 			
98	ANDREW TRUMBETTI	SR	DL
<ul style="list-style-type: none"> • Had 1.5 TFLs in opener against Temple while backing-up both defensive end spots • Was fourth among defensive linemen in 2016 with 26 tackles • Made a career-high six tackles against Navy 			
99	JERRY TILLERY	JR	DL
<ul style="list-style-type: none"> • Made four tackles in the season opener against Temple • Has played in all but one game during his first two seasons at Notre Dame, starting 14 of those contests • Has 49 career tackles, five for loss 			

NOTRE DAME

Rushing

Had 450 or more yards:	vs. Massachusetts, 2015 (457)
Had 400 or more yards:	vs. Temple, 2017 (422)
Had 300-399 or more yards:	vs. Miami (Fla.), 2012 (376)
Had 70 or more rushing attempts:	vs. Michigan State, 1991 (76)
Had 60 or more rushing attempts:	vs. Navy, 2007 (63)
Had 50 or more rushing attempts:	vs. Massachusetts, 2015 (51)
Had eight or more rush TDs:	vs. Pittsburgh, 1965 (9)
Had seven rush TDs:	vs. Navy, 2011 (7)
Had six rush TDs:	vs. Massachusetts, 2015 (6)
Had five rush TDs:	vs. Temple, 2017 (5)
Had four rush TDs:	vs. Navy, 2015 (4)
Had three players with 100 rush yards in a game:	vs. Temple, 2017 (Josh Adams 161, Dexter Williams 124, Brandon Wimbush 106)
Had two players with 100 rush yards in a game:	at Stanford, 2015 (Josh Adams 168, DeShone Kizer 128)

Passing

Had 500 or more yards:	at USC, 1970 (526)
Had 400-499 yards:	vs. Syracuse, 2016 (471)
Had 300-399 yards:	vs. Duke, 2016 (381)
Had 50 or more pass attempts:	at Florida State, 2014 (52)
Had 40-49 pass attempts:	vs. Northwestern, 2014 (40)
Had 30-39 pass attempts:	vs. Syracuse, 2016 (35)
Had 35-39 pass completions:	at Clemson, 2015 (35)
Had 30-34 pass completions:	at Florida State, 2014 (31)
Had 25-29 pass completions:	vs. Purdue, 2014 (25)
Had six or more passing TDs:	vs. BYU, 2005 (6)
Had five or more passing TDs:	at Texas, 2016 (5)
Had four or more passing TDs:	vs. Syracuse, 2014 (4)
Had three or more passing TDs:	vs. Syracuse, 2016 (3)
Had five or more passes intercepted:	vs. USC, 1967 (7)
Had four or more passes intercepted:	at Arizona State, 2014 (4)
Had three or more passes intercepted:	vs. Boston College, 2015 (3)

Receiving

Had two players with 100 receiving yards in a game:	vs. Boston College, 2015 (Chris Brown - 104, Amir Carlisle - 101)
Had a player with over 150 receiving yards in a game:	vs. Syracuse, 2016 (Equanimeous St. Brown - 182)
Had two players with 10 catches in a game:	vs. BYU, 2005 (Maurice Stovall - 14, Jeff Samardzija - 10)

Combination Offense

Had a 400-yard passer and 100-yard rusher in a game:	vs. Syracuse, 2016 (DeShone Kizer - 471, Josh Adams - 102)
Had a 300-yard passer and 100-yard rusher in a game:	vs. Syracuse, 2016 (DeShone Kizer - 471, Josh Adams - 102)
Had a 400-yard passer and 100-yard receiver in a game:	vs. Syracuse, 2016 (DeShone Kizer - 471, Equanimeous St. Brown - 182)
Had a 300-yard passer and 100-yard receiver in a game:	vs. Syracuse, 2016 (DeShone Kizer - 471, Equanimeous St. Brown - 182)
Had a 400-yard passer, 100-yard rusher and 100-yard receiver in a game:	vs. Syracuse, 2016 (DeShone Kizer - 471, Josh Adams - 102, Equanimeous St. Brown - 182)
Had a 300-yard passer, 100-yard rusher and 100-yard receiver in a game:	vs. Syracuse, 2016 (DeShone Kizer - 471, Josh Adams - 102, Equanimeous St. Brown - 182)
Had a 200-yard passer, 100-yard rusher and 100-yard receiver in a game:	vs. Syracuse, 2016 (DeShone Kizer - 471, Josh Adams - 102, Equanimeous St. Brown - 182)
Had a 400-yard passer and 100-yard rusher in a game:	vs. Syracuse, 2016 (DeShone Kizer - 471, Josh Adams - 102)
Had a 300-yard passer and 100-yard rusher in a game:	vs. Syracuse, 2016 (DeShone Kizer - 471, Josh Adams - 102)

Had a 200-yard passer and 100-yard rusher in a game:	at USC, 2016 (DeShone Kizer - 220, Josh Adams - 180)
Had a 100-yard receiver and 100-yard rusher in a game:	vs. Syracuse, 2016 (Equanimeous St. Brown - 182, Josh Adams - 102)

Total Offense

Had 650 or more yards total offense:	vs. Syracuse, 2016 (654)
Had 600 or more yards total offense:	vs. Temple, 2017 (606)
Had 500-599 yards total offense:	vs. Duke, 2016 (534)
Had 400-499 yards total offense:	at USC, 2016 (408)
Had 100 or more plays total offense:	vs. Pittsburgh, 2012 (104)
Had 85-99 plays total offense:	at Florida State, 2014 (87)
Had 75-84 plays total offense:	vs. Georgia, 2017 (77)

Scoring

Scored 60 or more points:	vs. Massachusetts, 2015 (62)
Scored 50-59 points:	vs. Syracuse, 2016 (50)
Scored 40-49 points:	vs. Temple, 2017 (49)
Scored 30-39 points:	vs. Duke, 2016 (35)
Scored a two-point conversion:	at Virginia, 2015
Allowed 60 or more points:	Never
Allowed 50-59 points:	at Texas, 2016 (50)
Allowed 40-49 points:	at USC, 2016 (45)
Allowed 30-39 points:	vs. Syracuse, 2016 (33)
Was held scoreless:	at Boston College, 2008 (17-0)
Was held scoreless at home:	USC, 2007 (38-0)
Was held scoreless on the road:	at Boston College, 2008 (17-0)
Was held without offensive touchdown:	at NC State, 2016 (10-3)
Was held without offensive touchdown on the road:	at NC State, 2016 (10-3)
Was held without offensive touchdown at home:	vs. USC, 2007 (38-0)
Held opponent scoreless:	vs. Michigan, 2014 (31-0)
Held opponent scoreless at home:	vs. Michigan, 2014 (31-0)
Held opponent scoreless on the road:	at Purdue, 1993 (17-0)
Held opponent without offensive touchdown:	at NC State, 2016 (10-3)
Held opponent without offensive touchdown on the road:	at NC State, 2016 (10-3)
Held opponent without offensive touchdown at home:	vs. Texas, 2015 (38-3)
Held opponent scoreless at neutral site:	vs. Maryland (Giants Stadium - East Rutherford, NJ), 2002 (22-0)
Had two or more opponents scoreless in a season:	2002 vs. Maryland (22-0) vs. Rutgers (42-0)
Had three or more opponents scoreless in a season:	1976 vs. Purdue (23-0) at Northwestern (49-0), vs. Oregon (41-0)
Had four or more opponents scoreless in a season:	1966 vs. Army (35-0) vs. North Carolina (32-0), at Oklahoma (38-0), vs. Pittsburgh (40-0) vs. Duke (64-0), at USC (51-0)
Had five or more opponents scoreless in a season:	1966 vs. Army (35-0) vs. North Carolina (32-0), at Oklahoma (38-0), vs. Pittsburgh (40-0) vs. Duke (64-0), at USC (51-0)
Had six or more opponents scoreless in a season:	1966 vs. Army (35-0) vs. North Carolina (32-0), at Oklahoma (38-0), vs. Pittsburgh (40-0) vs. Duke (64-0), at USC (51-0)
Had multiple players with multiple TDs in a game:	vs. Texas, 2015 (Josh Adams - 2, Will Fuller - 2)

Turnovers

Did not commit a turnover:	at Texas, 2016
Committed six or more turnovers:	vs. Navy, 1984 (6)
Committed five turnovers:	vs. Boston College, 2015 (5)
Lost four or more fumbles:	vs. Michigan State, 1999 (4)
Lost three fumbles:	at Clemson, 2015 (3)
Recorded six or more takeaways:	vs. Michigan, 2012 (6)
Recorded five takeaways:	vs. Boston College, 2009 (5)
Returned two or more interceptions for TDs:	vs. Stanford, 2002 (2) (Shane Walton - 18 yards, Courtney Watson - 34 yards)

Returned an interception for a TD:	vs. Wake Forest, 2015 (1) (Andrew Trumbetti - 28 yards)
Returned a fumble for a TD:	vs. Northwestern, 2012 (1) (Austin Collinworth - 32 yards)

Defense

Held opponent to 50 or fewer rushing yards:	at Florida State, 2014 (50)
Held opponent to 100 or fewer passing yards:	at NC State, 2016 (41)
Held opponent to 101-200 passing yards:	vs. Georgia, 2017 (141)
Held opponent to 201-300 yards total offense:	vs. Stanford, 2016 (296)
Held opponent to 200 or fewer yards total offense:	at NC State, 2016 (198)
Intercepted five or more passes:	vs. Michigan, 2012 (5)
Intercepted four passes:	vs. Rutgers (Pinstripe Bowl), 2013 (4)
Intercepted three passes:	vs. Michigan, 2014 (3)
Forced five or more fumbles:	vs. Washington, 2004 (5)
Forced four fumbles:	at UCLA, 2007 (4)
Forced three fumbles:	at NC State, 2016 (3)
Scored a safety:	vs. Nevada, 2016
Recorded nine or more sacks:	vs. Rutgers, 1996 (9)
Recorded eight sacks:	vs. Hawai'i (Hawai'i Bowl), 2008 (8)
Recorded seven sacks:	at Stanford, 2005 (7)
Recorded six sacks:	vs. Arizona State, 2013 (6)
Recorded five sacks:	at Boston College, 2012 (5)
Held opponent to 10 or fewer first downs:	vs. Texas, 2015 (8)

Special Teams

Returned a punt for a TD:	vs. Massachusetts, 2015 (C.J. Sanders, 50 yards)
Returned a blocked punt for a TD:	vs. USC, 2015 (Amir Carlisle, 5 yards)
Returned a kickoff for a TD:	vs. Syracuse, 2016 (C.J. Sanders, 93 yards)
Returned a blocked FG for a TD:	at Air Force, 2006 (Terrail Lambert, 76 yards)
Blocked a punt:	vs. USC, 2015 (Equanimeous St. Brown)
Punted 10 or more times:	USC, 2007 (10)
Did not punt:	vs. Navy, 2013
Blocked a field goal:	vs. LSU (Music City Bowl), 2014 (Isaac Rochell)
Had a field goal blocked:	at Texas, 2016
Blocked a PAT kick:	vs. Syracuse, 2016 (Jarron Jones)
Scored on a blocked PAT attempt:	vs. Syracuse, 2016 (Cole Luke)
Missed a kicking PAT:	vs. Nevada, 2016
Had a kicking PAT blocked:	vs. Northwestern, 2014
Opponent scored on a blocked PAT attempt:	vs. Northwestern, 2014
Had a punt blocked:	at NC State, 2016

Miscellaneous

Had 30 or more first downs:	vs. Massachusetts, 2015 (30)
Had 25-29 first downs:	vs. Temple, 2017 (26)
Had 20-24 first downs:	at USC, 2016 (23)
Was not penalized:	at LSU, 1997
Had 10 or more penalties:	North Carolina, 2014 (10)
Had 120 or more yards in penalties:	at Rutgers, 2000 (120)
Had 40 minutes or more of possession time:	vs. Washington State, 2009 (40:54)
Had 35-40 minutes of possession time:	vs. Texas, 2015 (39:10)
Was involved in a tie game:	at USC, 1994 (17-17)
Was involved in an overtime game:	at Texas, 2016 (47-50)
Was involved in a double overtime game:	at Texas, 2016 (47-50)
Was involved in a triple overtime game:	vs. Pittsburgh, 2012 (29-26)
Was involved in a quadruple overtime game:	vs. Pittsburgh, 2008 (33-36)

A NOTRE DAME PLAYER

Rushing

Rushed for 250-299 yards:	Julius Jones at Pittsburgh, 2003 (262)
Rushed for 200-249 yards:	Julius Jones at Stanford, 2003 (218)
Rushed for 175-199 yards:	Josh Adams at USC, 2016 (180)
Rushed for 150-174 yards:	Josh Adams vs. Temple, 2017 (161)
Rushed for 125-149 yards:	DeShone Kizer at Stanford, 2015 (128)

Rushed for 100-124 yards:	Dexter Williams vs. Temple, 2017 (124) Brandon Wimbush vs. Temple, 2017 (106)
Quarterback rushed for 100 or more yards:	Brandon Wimbush vs. Temple, 2017 (106)
Rushed 40 or more times:	Allen Pinkett at LSU, 1984 (40)
Rushed 35-39 times:	Julius Jones vs. BYU, 2003 (35)
Rushed 30-34 times:	James Aldridge vs. Navy, 2007 (32)
Rushed 25-29 times:	Cierre Wood vs. Boston College, 2011 (26)
Rushed for four or more TDs:	Emmett Mosley vs. Navy, 1994 (4)
Rushed for three TDs:	C.J. Prorise vs. Navy, 2015 (3)
Rushed for two TDs:	Josh Adams vs. Temple, 2017 (2)
Had a run of 90 yards or more:	Josh Adams vs. Wake Forest, 2015 (98)
Had a run of 80-89 yards:	Robert Farmer vs. Boston College, 1996 (91)
Had a run of 70-79 yards:	DeShone Kizer at Temple, 2015 (79)
Had a run of 60-69 yards:	Dexter Williams vs. Temple, 2017 (66) Josh Adams vs. Temple, 2017 (60)
Had a run of 50-59 yards:	Dexter Williams vs. Syracuse, 2016 (59)

Passing

Passed for 500 or more yards:	Joe Theismann at USC, 1970 (526)
Passed for 400-499 yards:	DeShone Kizer vs. Syracuse, 2016 (471)
Passed for 300-399 yards:	DeShone Kizer vs. Duke, 2016 (381)
Attempted 50 or more passes:	Everett Golson at Florida State, 2014 (52)
Attempted 40-49 passes:	Everett Golson vs. Northwestern, 2014 (40)
Attempted 30-39 passes:	DeShone Kizer at USC, 2016 (32)
Completed 30 or more passes:	Everett Golson at Florida State, 2014 (31)
Completed 20-29 passes:	DeShone Kizer vs. Syracuse, 2016 (23)
Threw six TDs:	Brady Quinn vs. BYU, 2005 (6)
Threw five or more TDs:	DeShone Kizer at Texas, 2016 (5)
Threw four or more TDs:	Everett Golson vs. Syracuse, 2014 (4)
Threw three or more TDs:	DeShone Kizer vs. Syracuse, 2016 (3)
Threw five or more interceptions:	Terry Hanratty vs. USC, 1967 (5)
Threw four interceptions:	Everett Golson at Arizona State, 2014 (4)
Threw three interceptions:	Tommy Rees vs. Boston College, 2015 (3)
Completed a pass of 90 yards or more:	Dayne Crist vs. Michigan, 2010 (95)
Completed a pass of 80-89 yards:	DeShone Kizer vs. Ohio State (Fiesta Bowl), 2015 (81)
Completed a pass of 70-79 yards:	DeShone Kizer vs. Syracuse, 2016 (79)
Completed a pass of 60-69 yards:	DeShone Kizer vs. Syracuse, 2016 (67)
Completed a pass of 50-59 yards:	DeShone Kizer vs. Syracuse, 2016 (54)

Receiving

Caught 15 or more passes:	Never
Caught 10-14 passes:	Michael Floyd vs. Boston College, 2011 (10)
Caught seven to nine passes:	Amir Carlisle vs. Boston College, 2015 (7)
Had 200 or more yards receiving:	Golden Tate at Stanford, 2009 (201)
Had 175-199 yards receiving:	Equanimeous St. Brown vs. Syracuse, 2016 (182)
Had 150-174 yards receiving:	Will Fuller at Pittsburgh, 2015 (152)
Had 100-149 yards receiving:	Equanimeous St. Brown vs. Duke, 2016 (116)
Caught four or more TDs:	Maurice Stovall vs. BYU, 2005 (4)
Caught three TDs:	Will Fuller at Pittsburgh, 2015 (3)
Caught two TDs:	Equanimeous St. Brown vs. Syracuse, 2016 (2)

Total Offense

Had 500 or more yards total offense:	Joe Theismann at USC, 1970 (512)
Had 400-499 yards total offense:	DeShone Kizer vs. Syracuse, 2016 (472)
Had 100 yards both passing and rushing:	Brandon Wimbush vs. Temple, 2017 (184 passing, 106 rushing)

Scoring

Accounted for six or more touchdowns:	DeShone Kizer at Texas, 2016 (1 rushing, 5 passing)
Accounted for five touchdowns:	Everett Golson vs. Rice, 2014 (3 rushing, 2 passing)
Accounted for four touchdowns:	DeShone Kizer vs. Syracuse, 2016 (1 rushing, 3 passing)
Accounted for three touchdowns:	Brandon Wimbush vs. Temple, 2017 (1 rushing, 2 passing)

Defense

Intercepted three or more passes:	Harrison Smith vs. Miami (Fla.), 2010 (3)
Intercepted two passes:	Cole Luke vs. Stanford, 2014 (2)
Recovered three or more fumbles:	Never
Forced two fumbles:	Maurice Crum, Jr. at UCLA, 2007 (2)
Recovered two fumbles:	Brian Smith vs. Michigan, 2008 (2)
Recorded 20 or more tackles:	Manti Te'o vs. Stanford, 2010 (21)
Recorded 15-20 tackles:	Dan Fox at Stanford, 2013 (15)
Recorded 10-14 tackles:	Drue Tranquill vs. Syracuse, 2016 (13)
Recorded 4.0 or more sacks:	Victor Abiamiri at Stanford, 2005 (4.0)
Recorded 3.0-3.5 sacks:	Romeo Okwara vs. Wake Forest, 2015 (3.0)
Recorded 2.0-2.5 sacks:	Greer Martini vs. Stanford, 2016 (2.0)

Special Teams

Scored 17 or more points kicking:	Kyle Brindza vs. Rutgers (Pinstripe Bowl), 2013 (17)
Scored 15-16 points kicking:	Kyle Brindza at USC, 2012 (16)
Scored 10-14 points kicking:	Justin Yoon vs. Syracuse, 2016 (12)
Kicked five or more field goals:	Kyle Brindza vs. Rutgers (Pinstripe Bowl), 2013 (5)
Kicked four field goals:	Justin Yoon vs. Georgia, 2017 (4)
Kicked two field goals of 50 or more yards:	Never
Kicked a field goal of 50 or more yards:	Justin Yoon vs. Navy, 2015 (52)
Kicked a punt 70 or more yards:	Tyler Newsome vs. Michigan State, 2016 (71)
Kicked a punt 60-69 yards:	Tyler Newsome at USC, 2016 (62)
Punted 10 or more times:	Geoff Price vs. USC, 2007 (10)
Totaled 175 or more kickoff return yards:	C.J. Sanders at Stanford, 2015 (182)
Totaled 100 or more punt return yards:	Golden Tate at Pittsburgh, 2009 (101)

AN OPPOSING TEAM

Rushing

Had 400 or more yards:	Pittsburgh, 1975 (411)
Had 300-399 yards:	Navy, 2015 (318)
Had 200-299 yards:	at USC, 2016 (207)
Had 50 or more rushing attempts:	at NC State, 2016 (51)
Had five or more rush TDs:	Texas, 2016 (5)
Had four rush TDs:	Ohio State (Fiesta Bowl), 2015 (4)
Had two or more players with 100 rush yards in a game:	BYU, 2013 (Taysom Hill - 101, Paul Lasike - 101)

Passing

Had 400 or more yards:	USC, 2015 (440)
Had 300-399 yards:	Syracuse, 2016 (363)
Had 60 or more pass attempts:	Tennessee, 1990 (60)
Had 50-59 pass attempts:	Syracuse, 2016 (51)
Had 40-49 pass attempts:	USC, 2015 (47)
Had 30 or more pass completions:	Syracuse, 2016 (31)
Had five or more passing TDs:	USC, 2014 (6)
Had four passing TDs:	Stanford, 2015 (4)
Had three passing TDs:	Duke, 2016 (3)

Receiving

Had two players with 100 receiving yards in a game:	USC, 2009 (Anthony McCoy 153, Damien Williams 108)
-----------------------------------------------------	-------------------------------------------------------

Total Offense

Had 600 or more yards total offense:	Ohio State, 2006 Fiesta Bowl (617)
Had 500-599 yards total offense:	Michigan State, 2016 (501)
Had 400-499 yards total offense:	at USC, 2016 (412)
Had 90 or more plays:	USC, 2014 (93)
Had 80-89 plays:	Syracuse, 2016 (88)
Had 75-79 plays:	Michigan State, 2016 (78)

Scoring

Scored 60 or more points:	Never
Scored 50-59 points:	Texas, 2016 (50)
Scored 40-49 points:	Ohio State (Fiesta Bowl), 2015 (44)

Scored 30-39 points:	Syracuse, 2016 (33)
Scored a two-point conversion:	Georgia Tech, 2015

Turnovers

Did not commit a turnover:	Stanford, 2015
Had three or more fumbles lost:	Navy, 2012 (3)
Intercepted five or more passes:	USC, 1967 (7)
Intercepted four passes:	Arizona State, 2014 (4)
Intercepted three passes:	Boston College, 2015
Returned an interception for a TD:	at USC, 2016 (Ajene Harris - 33 yards)
Returned a fumble for a TD:	Pittsburgh, 2015 (Ejuan Price - 32 yards)

Defense

Held ND to 10 or fewer first downs:	at NC State, 2016 (10)
Scored a safety:	Stanford, 2016
Held ND to 50 or fewer rushing yards:	Arizona State, 2014 (41)
Held ND to 101-200 passing yards:	Temple, 2017 (184)
Held ND to 100 or fewer passing yards:	at NC State, 2016 (54)
Held ND to 201-300 yards total offense:	Georgia, 2017 (265)
Held ND to 200 or fewer yards total offense:	at NC State, 2016 (113)

Special Teams

Returned a punt for a TD:	at USC, 2016 (Adore Jackson - 55 yards)
Returned a blocked punt for a TD:	Michigan State, 2004 (Jerramy Scott - 0 yards)
Returned a kickoff for a TD:	at USC, 2016 (Adore Jackson - 97 yards)
Returns a punt for TD and kickoff for TD in same game:	at USC, 2016 (Adore Jackson - 55 yd PR; 97 yd TD)
Punted 10 or more times:	Boston College, 2010 (11)
Did not punt:	Miami (Fla.), 1985
Missed a kicking PAT:	Massachusetts, 2015

Miscellaneous

Had 30 or more first downs:	USC, 2014 (35)
Had 20-29 first downs:	at USC, 2016 (23)
Had 10 or more penalties:	Nevada, 2016 (11)
Had 100 or more yards in penalties:	Texas, 2016 (104)
Had 35 minutes or more of possession time:	Michigan State, 2016 (37:57)
Had one 100-yard receiver and one 100-yard rusher:	Texas, 2016 (Jela Duncan, 121 rushing; Anthony Nash, 123 receiving)

AN OPPOSING PLAYER

Rushing

Rushed for 300 or more yards:	Tony Dorsett, Pittsburgh, 1975 (303)
Rushed for 200-299 yards:	Alexander Teich, Navy, 2010 (210)
Rushed for 150-199 yards:	Tyler Gaffney, Stanford, 2013 (189)
Rushed for 100-149 yards:	Ronald Jones, at USC, 2016 (134)
Rushed 40 or more times:	Craig Heyward, Pittsburgh, 1987 (42)
Rushed 30-39 times:	Tyler Gaffney, Stanford, 2013 (33)
Rushed 25-29 times:	Ezekiel Elliott, Ohio State (Fiesta Bowl), 2015 (27)
Rushed for five or more TDs:	Walter Reyes, Syracuse, 2003 (5)
Rushed for four TDs:	Ezekiel Elliott, Ohio State (Fiesta Bowl), 2015 (4)
Rushed for three TDs:	Tyrone Swoopes, Texas, 2016 (3)
Rushed for two TDs:	Gerald Holmes, Michigan State, 2016 (2)
Had a run of 80 yards or more:	Jeff Smith, Boston College, 2015 (80)
Had a run of 70-79 yards:	Gerald Holmes, Michigan State, 2016 (73)
Had a run of 60-69 yards:	Ronald Jones II, USC, 2015 (65)
Had a run of 50-59 yards:	Ronald Jones II, at USC, 2016 (51)

Passing

Passed for 500 or more yards:	Never
Passed for 400-499 yards:	Matt Leinart, USC, 2004 (400)
Passed for 300-399 yards:	Eric Dungey, Syracuse, 2016 (363)
Attempted 60 or more passes:	Andy Kelly, Tennessee, 1990 (60)
Attempted 50-59 passes:	Eric Dungey, Syracuse, 2016 (51)
Attempted 40-49 passes:	Cody Kessler, USC, 2015 (46)
Completed 30 or more passes:	Eric Dungey, Syracuse, 2016 (31)
Completed 20-29 passes:	Daniel Jones, Duke, 2016 (24)
Threw six or more TDs:	Cody Kessler, USC, 2014 (6)
Threw five TDs:	Matt Leinart, USC, 2004 (5)
Threw four TDs:	Kevin Hogan, Stanford, 2015 (4)
Threw three TDs:	Daniel Jones, Duke, 2016 (3)
Completed a pass of 90 yards or more:	Kyle Orton, Purdue, 2004 (97)
Completed a pass of 80-89 yards:	Cody Kessler, USC, 2015 (83)
Completed a pass of 70-79 yards:	Eric Dungey, Syracuse, 2016 (72)
Completed a pass of 60-69 yards:	Daniel Jones, Duke, 2016 (64)
Completed a pass of 50-59 yards:	Sam Darnold, at USC, 2016 (52)

Receiving

Caught 15 or more passes:	Jalen Saunders, Oklahoma, 2012 (15)
Caught 10-14 passes:	Canaan Severin, Virginia, 2015 (11)
Caught seven to nine passes:	Amba Etta-Tawo, Syracuse, 2016 (7)
Had 200 or more yards receiving:	Selwyn Lymon, Purdue, 2006 (238)
Had 150-199 yards receiving:	Canaan Severin, Virginia, 2015 (153)
Had 100-149 yards receiving:	Amba Etta-Tawo, Syracuse, 2016 (134)
Caught three or more TD passes:	Jeremy Gallon, Michigan, 2013 (3)
Caught two TD passes:	Anthony Nash, Duke, 2016 (2)

Scoring

Accounted for six or more touchdowns:	Cody Kessler, USC, 2014 (6 passing, 0 rushing)
Accounted for five touchdowns:	Eric Dungey, Syracuse, 2016 (2 passing, 3 rushing)
Accounted for four touchdowns:	Kevin Hogan, Stanford, 2015 (4 passing, 0 rushing)
Accounted for three touchdowns:	Adore Jackson, at USC, 2016 (1 receiving, 1 PR, 1 KR)

Defense

Intercepted three or more passes:	Rod Johnson, North Carolina State, 2003 (3)
Intercepted two passes:	Justin Simmons, Boston College, 2015 (2)
Recorded three or more sacks:	Bradley Chubb, NC State, 2016 (3.0)
Recorded two sacks:	Darron Lee, Ohio State (Fiesta Bowl), 2015 (2.0)

Special Teams

Kicked four or more field goals:	Jack Mitchell, Northwestern, 2014 (4)
Kicked a field goal 50 or more yards:	Matt Payne, BYU, 2004 (53)
Kicked a punt of 65 or more yards:	Jared Armstrong, Purdue, 2006 (69)
Totaled 100 or more kick return yards:	Adore Jackson, at USC, 2016 (161)

Team Statistics	ND	OPP
SCORING	68	36
Points Per Game	34.0	18.0
Points Off Turnovers	42	0
FIRST DOWNS	44	34
Rushing	19	13
Passing	15	16
Penalty	10	5
RUSHING YARDAGE	477	270
Yards gained rushing	523	331
Yards lost rushing	46	61
Rushing Attempts	81	80
Average Per Rush	5.9	3.4
Average Per Game	238.5	135.0
TDs Rushing	6	1
PASSING YARDAGE	394	386
Comp-Att-Int	37-70-1	35-64-1
Average Per Pass	5.6	6.0
Average Per Catch	10.6	11.0
Average Per Game	197.0	193.0
TDs Passing	2	3
TOTAL OFFENSE	871	656
Total Plays	151	144
Average Per Play	5.8	4.6
Average Per Game	435.5	328.0
KICK RETURNS: #-Yards	6-132	10-253
PUNT RETURNS: #-Yards	4--3	5-23
INT RETURNS: #-Yards	1-0	1-43
KICK RETURN AVERAGE	22.0	25.3
PUNT RETURN AVERAGE	-0.8	4.6
INT RETURN AVERAGE	0.0	43.0
FUMBLES-LOST	3-2	2-2
PENALTIES-Yards	12-83	18-169
Average Per Game	41.5	84.5
PUNTS-Yards	11-528	14-578
Average Per Punt	48.0	41.3
Net punt average	44.1	41.5
KICKOFFS-Yards	14-884	9-545
Average Per Kick	63.1	60.6
Net kick average	37.9	40.3
TIME OF POSSESSION/Game	26:45	33:16
3RD-DOWN Conversions	9/30	9/34
3rd-Down Pct	30%	26%
4TH-DOWN Conversions	2/3	0/2
4th-Down Pct	67%	0%
SACKS BY-Yards	5-28	5-31
MISC YARDS	0	0
TOUCHDOWNS SCORED	8	4
FIELD GOALS-ATTEMPTS	4-6	3-5
ON-SIDE KICKS	0-0	0-0
RED-ZONE SCORES	(9-9) 100%	(7-8) 88%
RED-ZONE TOUCHDOWNS	(7-9) 78%	(4-8) 50%
PAT-ATTEMPTS	(8-8) 100%	(3-3) 100%
ATTENDANCE	155244	0
Games/Avg Per Game	2/77622	0/0
Neutral Site Games		0/0

Score by Quarters	1st	2nd	3rd	4th	OT	Total
Notre Dame	24	17	10	17	0	68
Opponents	6	14	7	9	0	36

SEASON

CAREER

Rushing	gp	att	gain	loss	net	avg	td	lg	avg/g	gp	att	gain	loss	net	avg	td	lg	avg/g
ADAMS, Josh	2	38	220	6	214	5.6	2	60	107.0	27	313	2044	62	1982	6.3	13	98	73.4
WILLIAMS, Dexter	2	6	124	0	124	20.7	1	66	62.0	21	66	420	15	405	6.1	5	66	19.3
WIMBUSH, Brandon	2	28	146	39	107	3.8	2	24	53.5	4	35	255	52	203	5.8	3	58	50.8
JONES JR, Tony	2	7	19	1	18	2.6	1	7	9.0	2	7	19	1	18	2.6	1	7	9.0
SMITH, Cam	2	1	12	0	12	12.0	0	12	6.0	2	1	12	0	12	12.0	0	12	6.0
BOOK, Ian	1	1	2	0	2	2.0	0	2	2.0	1	1	2	0	2	2.0	0	2	2.0
Total	2	81	523	46	477	5.9	6	66	238.5									
Opponents	2	80	331	61	270	3.4	1	40	135.0									

Passing	gp	effic	comp-att-int	pct	yds	td	lg	avg/g	gp	effic	comp-att-int	pct	yds	td	lg	avg/g
WIMBUSH, Brandon	2	106.71	37-70-1	52.9	394	2	34	197.0	4	105.50	40-75-1	53.3	411	2	34	102.8
Total	2	106.71	37-70-1	52.9	394	2	34	197.0								
Opponents	2	117.69	35-64-1	54.7	386	3	31	193.0								

Receiving	gp	no.	yds	avg	td	lg	avg/g	gp	no.	yds	avg	td	lg	avg/g
SMITH, Cam	2	7	54	7.7	0	29	27.0	2	7	54	7.7	0	29	27.0
ST. BROWN, E.	2	6	96	16.0	1	34	48.0	21	65	1065	16.4	10	79	50.7
ADAMS, Josh	2	6	60	10.0	0	32	30.0	27	34	295	8.7	2	44	10.9
MACK, Alize	2	4	58	14.5	0	32	29.0	15	17	248	14.6	0	45	16.5
FINKE, Chris	2	3	36	12.0	0	17	18.0	12	13	158	12.2	2	31	13.2
WEISHAR, Nic	2	3	20	6.7	1	12	10.0	26	9	86	9.6	1	18	3.3
JONES JR, Tony	2	3	9	3.0	0	8	4.5	2	3	9	3.0	0	8	4.5
SMYTHE, Durham	2	2	34	17.0	0	25	17.0	30	15	171	11.4	5	31	5.7
CLAYPOOL, Chase	2	1	16	16.0	0	16	8.0	14	6	97	16.2	0	33	6.9
CANTEEN, Freddy	2	1	7	7.0	0	7	3.5	2	1	7	7.0	0	7	3.5
YOUNG, Michael	2	1	4	4.0	0	4	2.0	2	1	4	4.0	0	4	2.0
Total	2	37	394	10.6	2	34	197.0							
Opponents	2	35	386	11.0	3	31	193.0							

Total Offense	g	plays	rush	pass	total	avg/g	g	plays	rush	pass	total	avg/g
WIMBUSH, Brandon	2	98	107	394	501	250.5	4	110	203	411	614	153.5
ADAMS, Josh	2	38	214	0	214	107.0	27	313	1982	0	1982	73.4
WILLIAMS, Dexter	2	6	124	0	124	62.0	21	66	405	0	405	19.3
JONES JR, Tony	2	7	18	0	18	9.0	2	7	18	0	18	9.0
SMITH, Cam	2	1	12	0	12	6.0	2	1	12	0	12	6.0
BOOK, Ian	1	1	2	0	2	2.0	1	1	2	0	2	2.0
Total	2	151	477	394	871	435.5						
Opponents	2	144	270	386	656	328.0						

Scoring	td	fg	PAT						td	fg	PAT								
			kick	rush	rcv	pass	dxp	saf			pts	kick	rush	rcv	pass	dxp	saf	pts	
YOON, Justin	-	4-6	8-8	-	-	-	-	-	-	32-40	102-106	-	-	-	-	-	-	-	198
WIMBUSH, Brandon	2	-	-	-	-	-	-	-	3	-	-	-	-	-	-	-	-	-	18
ADAMS, Josh	2	-	-	-	-	-	-	-	15	-	-	-	-	-	-	-	-	-	90
ST. BROWN, E.	1	-	-	-	-	-	-	-	10	-	-	-	-	-	-	-	-	-	60
JONES JR, Tony	1	-	-	-	-	-	-	-	1	-	-	-	-	-	-	-	-	-	6
WILLIAMS, Dexter	1	-	-	-	-	-	-	-	5	-	-	0-1	-	-	-	-	-	-	30
WEISHAR, Nic	1	-	-	-	-	-	-	-	1	-	-	-	-	-	-	-	-	-	6
Total	8	4-6	8-8	-	-	-	-	-	-	-	-	-	-	-	-	-	-	-	68
Opponents	4	3-5	3-3	-	-	0-1	-	-	-	-	-	-	-	-	-	-	-	-	36

Punt Returns	no.	yds	avg	td	lg	no.	yds	avg	td	lg
FINKE, Chris	4	-3	-0.8	0	1	13	67	5.2	0	23
Total	4	-3	-0.8	0	1					
Opponents	5	23	4.6	0	28					

Kick Returns	no.	yds	avg	td	lg	no.	yds	avg	td	lg
SANDERS, C.J.	6	132	22.0	0	36	63	1497	23.8	3	93
Total	6	132	22.0	0	36					
Opponents	10	253	25.3	0	38					

SEASON

CAREER

Interceptions	no.	yds	avg	td	lg	no.	yds	avg	td	lg
TRANQUILL, Drue	1	0	0.0	0	0	3	-2	-0.7	0	0
Total	1	0	0.0	0	0					
Opponents	1	43	43.0	0	43					

Fumble Returns	no.	yds	avg	td	lg	no.	yds	avg	td	lg
TRANQUILL, Drue	1	15	15.0	0	15	2	20	10.0	0	15
Total	1	15	15.0	0	15					
Opponents	0	0	0.0	0	0					

All Purpose	g	rush	rcv	pr	kr	ir	total	avg/g	g	rush	rcv	pr	kr	ir	total	avg/g
ADAMS, Josh	2	214	60	0	0	0	274	137.0	27	1982	295	0	0	0	2277	84.3
SANDERS, C.J.	2	0	0	0	132	0	132	66.0	27	22	293	307	1497	0	2119	78.5
WILLIAMS, Dext	2	124	0	0	0	0	124	62.0	21	405	16	0	87	0	508	24.2
WIMBUSH, Bran	2	107	0	0	0	0	107	53.5	4	203	0	0	0	0	203	50.8
ST. BROWN, E.	2	0	96	0	0	0	96	48.0	21	0	1065	18	0	0	1083	51.6
SMITH, Cam	2	12	54	0	0	0	66	33.0	2	12	54	0	0	0	66	33.0
MACK, Alize	2	0	58	0	0	0	58	29.0	15	0	248	0	0	0	248	16.5
SMYTHE, Durha	2	0	34	0	0	0	34	17.0	30	0	171	0	0	0	171	5.7
FINKE, Chris	2	0	36	-3	0	0	33	16.5	12	0	158	67	85	0	310	25.8
JONES JR, Tony	2	18	9	0	0	0	27	13.5	2	18	9	0	0	0	27	13.5
WEISHAR, Nic	2	0	20	0	0	0	20	10.0	26	0	86	0	0	0	86	3.3
CLAYPOOL, Cha	2	0	16	0	0	0	16	8.0	14	9	97	0	0	0	106	7.6
CANTEEN, Fred	2	0	7	0	0	0	7	3.5	2	0	7	0	0	0	7	3.5
YOUNG, Michael	2	0	4	0	0	0	4	2.0	2	0	4	0	0	0	4	2.0
BOOK, Ian	1	2	0	0	0	0	2	2.0	1	2	0	0	0	0	2	2.0
Total	2	477	394	-3	132	0	1000	500.0								
Opponents	2	270	386	23	253	43	975	487.5								

Field Goals	att	good	long	blkd	att	good	long	blkd
YOON, Justin	6	4	42	0	40	32	52	1
Total	6	4	42	0				
Opponents	5	3	36	0				

Punting	no.	yds	avg	lg	blk	no.	yds	avg	lg	blk
NEWSOME, Tyler	11	528	48.0	59	0	120	5321	44.3	71	2
Total	11	528	48.0	59	0					
Opponents	14	578	41.3	56	0					

Kickoffs	no.	yds	avg	tb	ob	no.	yds	avg	tb	ob
YOON, Justin	14	884	63.1	4	0	69	4289	62.2	28	1
Total	14	884	63.1	4	0					
Opponents	9	545	60.6	2	0					

#	Defensive Leaders	SEASON									CAREER											
		gp	ua	a	total	tfl	sack	int	pbu	fr	ff	blk	gp	ua	a	total	tfl	sack	int	pbu	fr	ff
5	MORGAN, Nyles	2	7	8	15	2.5	1.0	39	88	85	173	12.0	5.5	.	4	1	1	.
48	MARTINI, Greer	2	5	7	12	1.0	.	.	.	1	.	40	70	58	128	12.5	5.0	.	1	.	1	.
93	HAYES, Jay	2	6	6	12	1.0	15	9	15	24	1.5
4	CONEY, Te'von	2	7	5	12	1.5	1.0	26	46	41	87	3.5	1.0
27	LOVE, Julian	2	8	2	10	0.0	.	.	1	.	.	14	40	15	55	2.0	.	1	4	1	1	.
24	COLEMAN, Nick	2	7	2	9	0.0	26	22	9	31	1.0	.	.	3	.	.	.
23	TRANQUILL, Drue	2	2	7	9	2.5	.	1	.	1	.	28	76	54	130	8.0	0.5	3	4	2	.	1
99	TILLERY, Jerry	2	4	5	9	0.5	26	30	28	58	5.5	1.0
7A	WATKINS, Nick	2	6	2	8	0.0	.	.	2	.	.	25	11	5	16	0.0	.	.	3	.	.	.
55	BONNER, Jonathan	2	4	4	8	1.5	1.0	24	8	14	22	2.5	2.0	2
14	STUDSTILL, Devin	2	2	5	7	0.0	14	30	15	45	1.0	.	1	.	.	.	1
98	TRUMBETTI, Andrew	2	3	4	7	2.0	38	39	31	70	10.5	2.0	1
34	JONES JR, Tony	2	3	2	5	0.0	2	3	2	5	0.0
9	HAYES, Daelin	2	4	1	5	1.0	1.0	.	1	1	.	14	9	7	16	1.0	1.0	.	2	1	1	.
95	TAGOVAILOA-AMOS	2	2	2	4	1.5	2	2	2	4	1.5
21	ELLIOTT, Jalen	2	2	2	4	0.0	14	9	9	18	0.0
13	GENMARK-HEATH, J.	2	2	1	3	0.0	2	2	1	3	0.0
41	HINISH, Kurt	2	.	2	2	0.0	2	.	2	2	0.0
22	BILAL, Asmar	2	2	.	2	0.0	14	14	17	31	3.0	1.0
2	WILLIAMS, Dexter	2	1	1	2	0.0	21	3	3	6	0.0
42	OKWARA, Julian	2	1	.	1	1.0	1.0	13	3	2	5	1.0	1.0
20	CRAWFORD, Shaun	2	1	.	1	0.0	.	.	1	.	.	4	6	1	7	0.0	.	1	1	.	.	.
18	PRIDE JR, Troy	1	1	.	1	0.0	9	11	2	13	0.0	.	.	.	1	.	.
5A	KAREEM, Khalid	1	1	.	1	1.0	5	1	.	1	1.0
17	ROBERTSON, Isaiah	2	.	1	1	0.0	2	.	1	1	0.0
8	VAUGHN, Donte	1	1	.	1	0.0	11	14	9	23	0.0	.	1	6	.	.	.
72	HAINSEY, Robert	2	1	.	1	0.0	2	1	.	1	0.0
83	CLAYPOOL, Chase	2	1	.	1	0.0	14	8	4	12	0.0
77	TIASSUM, Brandon	1	.	1	1	0.0	1	.	1	1	0.0
Total		2	84	70	154	17	5	1	5	2	1											
Opponents		2	79	66	145	13	5	1	6	2	3											

Date	Opponent	Rushing				Receiving				Passing				Kick Returns				Punt Returns				tot off
		no.	yds	td	lg	no.	yds	td	lg	cmp-att-int	yds	td	lg	no.	yds	td	lg	no.	yds	td	lg	
Sep 02	TEMPLE	44	422	5	66	17	184	2	34	17-30-1	184	2	34	2	48	0	30	1	0	0	0	606
Sep 09	GEORGIA	37	55	1	8	20	210	0	32	20-40-0	210	0	32	4	84	0	36	3	-3	0	1	265
Notre Dame		81	477	6	66	37	394	2	34	37-70-1	394	2	34	6	132	0	36	4	-3	0	1	871
		80	270	1	40	35	386	3	31	35-64-1	386	3	31	10	253	0	38	5	23	0	28	656

Games played: 2
 Avg per rush: 5.9
 Avg per catch: 10.6
 Pass efficiency: 106.71
 Kick ret avg: 22.0
 Punt ret avg: -0.8
 All purpose avg/game: 500.0
 Total offense avg/gm: 435.5

Date	Opponent	Tackles				Sacks	Fumble		Pass Defense			blkd	PAT Attempts			off			
		ua	a	total	tfl-yds	no-yds	ff	fr-yds	int-yds	qbh	brup	kick	kick	rush	rcv	saf	t/o	pts	
Sep 02	TEMPLE	44	36	80	11.0-39	3.0-20	1	1-15	0-0	4	3	0	7-7	0	0	0	0	28	49
Sep 09	GEORGIA	40	34	74	6.0-17	2.0-8	0	1-0	1-0	5	2	0	1-1	0	0	0	0	14	19
Notre Dame		84	70	154	17.0-56	5.0-28	1	2-15	1-0	9	5	0	8-8	0	0	0	0	42	68
		79	66	145	13.0-45	5.0-31	3	2-0	1-43	13	6	0	3-3	0	0	0	0	0	36

Date	Opponent	Punting								Field Goals			Kickoffs					
		no.	yds	avg	long	blkd	tb	fc	50+	i20	md-att	long	blkd	no.	yds	avg	tb	ob
Sep 02	TEMPLE	2	104	52.0	54	0	0	0	2	0	0-2	0	0	8	505	63.1	2	0
Sep 09	GEORGIA	9	424	47.1	59	0	1	3	4	2	4-4	42	0	6	379	63.2	2	0
Notre Dame		11	528	48.0	59	0	1	3	6	2	4-6	42	0	14	884	63.1	4	0
		14	578	41.3	56	0	0	7	1	6	3-5	36	0	9	545	60.6	2	0

Date	Opponent	Rushing				Receiving				Passing				Kick Returns				Punt Returns				tot off
		no.	yds	td	lg	no.	yds	td	lg	cmp-att-int	yds	td	lg	no.	yds	td	lg	no.	yds	td	lg	
Sep 02	TEMPLE	37	85	0	17	19	245	2	29	19-35-0	245	2	29	6	142	0	30	2	2	0	2	330
Sep 09	GEORGIA	43	185	1	40	16	141	1	31	16-29-1	141	1	31	4	111	0	38	3	21	0	28	326
Opponents		80	270	1	40	35	386	3	31	35-64-1	386	3	31	10	253	0	38	5	23	0	28	656
		81	477	6	66	37	394	2	34	37-70-1	394	2	34	6	132	0	36	4	-3	0	1	871

Games played: 2
 Avg per rush: 3.4
 Avg per catch: 11.0
 Pass efficiency: 117.69
 Kick ret avg: 25.3
 Punt ret avg: 4.6
 All purpose avg/game: 487.5
 Total offense avg/gm: 328.0

Date	Opponent	Tackles				Sacks		Fumble		Pass Defense			blkd	PAT Attempts			off		
		ua	a	total	tfl-yds	no-yds	ff	fr-yds	int-yds	qbh	brup	kick	kick	rush	rcv	saf	t/o	pts	
Sep 02	TEMPLE	37	32	69	4.0-12	2.0-7	0	0-0	1-43	6	3	0	1-1	0	0	0	0	16	
Sep 09	GEORGIA	42	34	76	9.0-33	3.0-24	3	2-0	0-0	7	3	0	2-2	0	0	0	0	20	
Opponents		79	66	145	13.0-45	5.0-31	3	2-0	1-43	13	6	0	3-3	0	0	0	0	36	
		84	70	154	17.0-56	5.0-28	1	2-15	1-0	9	5	0	8-8	0	0	0	42	68	

Date	Opponent	Punting							Field Goals			Kickoffs						
		no.	yds	avg	long	blkd	tb	fc	50+	i20	md-att	long	blkd	no.	yds	avg	tb	ob
Sep 02	TEMPLE	6	226	37.7	46	0	0	3	0	2	1-2	36	0	4	232	58.0	1	0
Sep 09	GEORGIA	8	352	44.0	56	0	0	4	1	4	2-3	30	0	5	313	62.6	1	0
Opponents		14	578	41.3	56	0	0	7	1	6	3-5	36	0	9	545	60.6	2	0
		11	528	48.0	59	0	1	3	6	2	4-6	42	0	14	884	63.1	4	0

Opponent	Score	First Downs				Rushing Number-Yards	Passing		Total Offense Plays-Yards	Return Yards	Turn- Overs
		Total	Rush	Pass	Pen		Comp-Att-Int	Yards			
TEMPLE	49 - 16	26 / 18	16 / 4	7 / 13	3 / 1	44-422 / 37-85	17-30-1 / 19-35-0	184 / 245	74-606 / 72-330	63 / 187	1 / 1
GEORGIA	19 - 20	18 / 16	3 / 9	8 / 3	7 / 4	37-55 / 43-185	20-40-0 / 16-29-1	210 / 141	77-265 / 72-326	81 / 132	2 / 2
Totals	68 - 36	44 / 34	19 / 13	15 / 16	10 / 5	81-477 / 80-270	37-70-1 / 35-64-1	394 / 386	151-871 / 144-656	144 / 319	3 / 3

Opponent	3rd Down	4th Down	Time of	TOP	Avg	Avg	Avg	Punting	Penalties	Sacks
	Conversions	Conversions	Possession	Margin	Yds/Rush	Yds/Pass	Yds/Play	Number-Avg	Number-Yards	
TEMPLE	6-13 / 5-17	1-2 / 0-2	26:11 / 33:49	-7:38	9.6 / 2.3	6.1 / 7.0	8.2 / 4.6	2-52.0 / 6-37.7	4-20 / 6-42	3 / 2
GEORGIA	3-17 / 4-17	1-1 / 0-0	27:18 / 32:42	-5:24	1.5 / 4.3	5.2 / 4.9	3.4 / 4.5	9-47.1 / 8-44.0	8-63 / 12-127	2 / 3
Totals	9-30 / 9-34	2-3 / 0-2	53:29 / 66:31	-13:02	5.9 / 3.4	5.6 / 6.0	5.8 / 4.6	11-48.0 / 14-41.3	12-83 / 18-169	5 / 5

Note: Game totals are displayed in the format TEAM/OPPONENT for each category

NOTRE DAME INDIVIDUAL GAME HIGHS

Rushes	19	ADAMS, Josh vs Temple (Sep 02, 2017)
	19	ADAMS, Josh vs Georgia (Sep 09, 2017)
Yards Rushing	161	ADAMS, Josh vs Temple (Sep 02, 2017)
TD Rushes	2	ADAMS, Josh vs Temple (Sep 02, 2017)
Long Rush	66	WILLIAMS, Dexter vs Temple (Sep 02, 2017)
Pass attempts	40	WIMBUSH, Brandon vs Georgia (Sep 09, 2017)
Pass completions	20	WIMBUSH, Brandon vs Georgia (Sep 09, 2017)
Yards Passing	210	WIMBUSH, Brandon vs Georgia (Sep 09, 2017)
TD Passes	2	WIMBUSH, Brandon vs Temple (Sep 02, 2017)
Long Pass	34	WIMBUSH, Brandon vs Temple (Sep 02, 2017)
Receptions	6	ADAMS, Josh vs Georgia (Sep 09, 2017)
Yards Receiving	80	ST. BROWN, E. vs Temple (Sep 02, 2017)
TD Receptions	1	ST. BROWN, E. vs Temple (Sep 02, 2017)
	1	WEISHAR, Nic vs Temple (Sep 02, 2017)
Long Reception	34	ST. BROWN, E. vs Temple (Sep 02, 2017)
Field Goals	4	YOON, Justin vs Georgia (Sep 09, 2017)
Long Field Goal	42	YOON, Justin vs Georgia (Sep 09, 2017)
Punts	9	NEWSOME, Tyler vs Georgia (Sep 09, 2017)
Punting Avg	52.0	NEWSOME, Tyler vs Temple (Sep 02, 2017)
Long Punt	59	NEWSOME, Tyler vs Georgia (Sep 09, 2017)
Punts inside 20	2	NEWSOME, Tyler vs Georgia (Sep 09, 2017)
Long Punt Return	1	FINKE, Chris vs Georgia (Sep 09, 2017)
Long Kickoff Return	36	SANDERS, C.J. vs Georgia (Sep 09, 2017)
Tackles	8	MORGAN, Nyles vs Temple (Sep 02, 2017)
Sacks	1.0	CONEY, Te'von vs Temple (Sep 02, 2017)
	1.0	HAYES, Daelin vs Temple (Sep 02, 2017)
	1.0	OKWARA, Julian vs Temple (Sep 02, 2017)
	1.0	MORGAN, Nyles vs Georgia (Sep 09, 2017)
	1.0	BONNER, Jonathan vs Georgia (Sep 09, 2017)
Tackles For Loss	1.5	CONEY, Te'von vs Temple (Sep 02, 2017)
	1.5	TRUMBETTI, Andrew vs Temple (Sep 02, 2017)
	1.5	MORGAN, Nyles vs Georgia (Sep 09, 2017)
	1.5	TRANQUILL, Drue vs Georgia (Sep 09, 2017)
	1.5	BONNER, Jonathan vs Georgia (Sep 09, 2017)
Interceptions	1	TRANQUILL, Drue vs Georgia (Sep 09, 2017)

OPPONENT INDIVIDUAL GAME HIGHS

Rushes	19	ARMSTEAD,R., vs Temple (Sep 02, 2017)
Yards Rushing	73	Sony Michel, vs Georgia (Sep 09, 2017)
TD Rushes	1	Sony Michel, vs Georgia (Sep 09, 2017)
Long Rush	40	D'Andre Swift, vs Georgia (Sep 09, 2017)
Pass attempts	35	MARCHI, Logan, vs Temple (Sep 02, 2017)
Pass completions	19	MARCHI, Logan, vs Temple (Sep 02, 2017)
Yards Passing	245	MARCHI, Logan, vs Temple (Sep 02, 2017)
TD Passes	2	MARCHI, Logan, vs Temple (Sep 02, 2017)
Long Pass	31	Jake Fromm, vs Georgia (Sep 09, 2017)
Receptions	4	WRIGHT, Isaiah, vs Temple (Sep 02, 2017)
	4	KIRKWOOD, Keith, vs Temple (Sep 02, 2017)
	4	Mecole Hardman, vs Georgia (Sep 09, 2017)
Yards Receiving	79	WRIGHT, Isaiah, vs Temple (Sep 02, 2017)
TD Receptions	1	KIRKWOOD, Keith, vs Temple (Sep 02, 2017)
	1	YANCY, Brodrick, vs Temple (Sep 02, 2017)
	1	Terry Godwin, vs Georgia (Sep 09, 2017)
Long Reception	31	Terry Godwin, vs Georgia (Sep 09, 2017)
	31	Javon Wims, vs Georgia (Sep 09, 2017)
Field Goals	2	R. Blankenship, vs Georgia (Sep 09, 2017)
Long Field Goal	36	JONES, Austin, vs Temple (Sep 02, 2017)
Punts	8	C. Nizialek, vs Georgia (Sep 09, 2017)
Punting Avg	44.0	C. Nizialek, vs Georgia (Sep 09, 2017)
Long Punt	56	C. Nizialek, vs Georgia (Sep 09, 2017)
Punts inside 20	4	C. Nizialek, vs Georgia (Sep 09, 2017)
Long Punt Return	28	Mecole Hardman, vs Georgia (Sep 09, 2017)
Long Kickoff Return	38	Mecole Hardman, vs Georgia (Sep 09, 2017)
Tackles	11	RANDALL, Delvon, vs Temple (Sep 02, 2017)
Sacks	1.0	RANDALL, Delvon, vs Temple (Sep 02, 2017)
	1.0	ROCHE, Quincy, vs Temple (Sep 02, 2017)
	1.0	Roquan Smith, vs Georgia (Sep 09, 2017)
	1.0	Lorenzo Carter, vs Georgia (Sep 09, 2017)
	1.0	Davin Bellamy, vs Georgia (Sep 09, 2017)
Tackles For Loss	2.0	RANDALL, Delvon, vs Temple (Sep 02, 2017)
	2.0	D'Andre Walker, vs Georgia (Sep 09, 2017)
Interceptions	1	JONES, Mike, vs Temple (Sep 02, 2017)

NOTRE DAME TEAM GAME HIGHS

Rushes	44	vs Temple (Sep 02, 2017)
Yards Rushing	422	vs Temple (Sep 02, 2017)
Yards Per Rush	9.6	vs Temple (Sep 02, 2017)
TD Rushes	5	vs Temple (Sep 02, 2017)
Pass attempts	40	vs Georgia (Sep 09, 2017)
Pass completions	20	vs Georgia (Sep 09, 2017)
Yards Passing	210	vs Georgia (Sep 09, 2017)
Yards Per Pass	6.1	vs Temple (Sep 02, 2017)
TD Passes	2	vs Temple (Sep 02, 2017)
Total Plays	77	vs Georgia (Sep 09, 2017)
Total Offense	606	vs Temple (Sep 02, 2017)
Yards Per Play	8.2	vs Temple (Sep 02, 2017)
Points	49	vs Temple (Sep 02, 2017)
Sacks By	3	vs Temple (Sep 02, 2017)
First Downs	26	vs Temple (Sep 02, 2017)
Penalties	8	vs Georgia (Sep 09, 2017)
Penalty Yards	63	vs Georgia (Sep 09, 2017)
Turnovers	2	vs Georgia (Sep 09, 2017)
Interceptions By	1	vs Georgia (Sep 09, 2017)
Punts	9	vs Georgia (Sep 09, 2017)
Punting Avg	52.0	vs Temple (Sep 02, 2017)
Long Punt	59	vs Georgia (Sep 09, 2017)
Punts inside 20	2	vs Georgia (Sep 09, 2017)
Long Punt Return	1	vs Georgia (Sep 09, 2017)

OPPONENT TEAM GAME HIGHS

Rushes	43	vs Georgia (Sep 09, 2017)
Yards Rushing	185	vs Georgia (Sep 09, 2017)
Yards Per Rush	4.3	vs Georgia (Sep 09, 2017)
TD Rushes	1	vs Georgia (Sep 09, 2017)
Pass attempts	35	vs Temple (Sep 02, 2017)
Pass completions	19	vs Temple (Sep 02, 2017)
Yards Passing	245	vs Temple (Sep 02, 2017)
Yards Per Pass	7.0	vs Temple (Sep 02, 2017)
TD Passes	2	vs Temple (Sep 02, 2017)
Total Plays	72	vs Temple (Sep 02, 2017)
	72	vs Georgia (Sep 09, 2017)
Total Offense	330	vs Temple (Sep 02, 2017)
Yards Per Play	4.6	vs Temple (Sep 02, 2017)
Points	20	vs Georgia (Sep 09, 2017)
Sacks By	3	vs Georgia (Sep 09, 2017)
First Downs	18	vs Temple (Sep 02, 2017)
Penalties	12	vs Georgia (Sep 09, 2017)
Penalty Yards	127	vs Georgia (Sep 09, 2017)
Turnovers	2	vs Georgia (Sep 09, 2017)
Interceptions By	1	vs Temple (Sep 02, 2017)
Punts	8	vs Georgia (Sep 09, 2017)
Punting Avg	44.0	vs Georgia (Sep 09, 2017)
Long Punt	56	vs Georgia (Sep 09, 2017)
Punts inside 20	4	vs Georgia (Sep 09, 2017)
Long Punt Return	28	vs Georgia (Sep 09, 2017)

3rd-Down Conversions

Date	Opponent	Score	Overall	1st Qtr	2nd Qtr	3rd Qtr	4th Qtr	Overtime
Sep 02, 2017	TEMPLE	W 49-16	6-13 46.2	1-2 50.0	2-4 50.0	2-4 50.0	1-3 33.3	
Sep 09, 2017	GEORGIA	L 19-20	3-17 17.6	0-4 0.0	0-4 0.0	1-4 25.0	2-5 40.0	
	Notre Dame		9-30 30.0	1-6 16.7	2-8 25.0	3-8 37.5	3-8 37.5	0-0 0.0
	Opponents		9-34 26.5	1-7 14.3	6-11 54.5	0-6 0.0	2-10 20.0	0-0 0.0

4th-Down Conversions

Date	Opponent	Score	Overall	1st Qtr	2nd Qtr	3rd Qtr	4th Qtr	Overtime
Sep 02, 2017	TEMPLE	W 49-16	1-2 50.0	0-0 0.0	0-0 0.0	0-0 0.0	1-2 50.0	
Sep 09, 2017	GEORGIA	L 19-20	1-1 100.0	0-0 0.0	0-0 0.0	1-1 100.0	0-0 0.0	
	Notre Dame		2-3 66.7	0-0 0.0	0-0 0.0	1-1 100.0	1-2 50.0	0-0 0.0
	Opponents		0-2 0.0	0-0 0.0	0-0 0.0	0-0 0.0	0-2 0.0	0-0 0.0

Time of Possession

Date	Opponent	Score	Overall	1st Qtr	2nd Qtr	3rd Qtr	4th Qtr	Overtime
Sep 02, 2017	TEMPLE	W 49-16	26:11	5:39	7:09	7:34	5:49	
Sep 09, 2017	GEORGIA	L 19-20	27:18	7:52	6:29	5:39	7:18	
	Notre Dame	Total	53:29	13:31	13:38	13:13	13:07	0:00
		Avg.	26:44	6:45	6:49	6:36	6:33	0:00
	Opponents	Total	66:31	16:29	16:22	16:47	16:53	0:00
		Avg.	33:15	8:14	8:11	8:23	8:26	0:00

Notre Dame Inside Opponent Red-Zone

Date	Opponent	Score	Times In RZ	Times Scored	Total Pts	TDs	Rush TDs	Pass TDs	FGs Made	Failed to score inside RZ					
										FGA	Down	Int	Fumb	Half	Game
Sep 02, 2017	TEMPLE	W 49-16	6	6	42	6	4	2	0	0	0	0	0	0	0
Sep 09, 2017	GEORGIA	L 19-20	3	3	13	1	1	0	2	0	0	0	0	0	0
Totals			9	9	55	7	5	2	2	0	0	0	0	0	0
9 of 9 (100.0%)															

Opponents Inside Notre Dame Red-Zone

Date	Opponent	Score	Times In RZ	Times Scored	Total Pts	TDs	Rush TDs	Pass TDs	FGs Made	Failed to score inside RZ					
										FGA	Down	Int	Fumb	Half	Game
Sep 02, 2017	TEMPLE	W 49-16	4	3	16	2	0	2	1	1	0	0	0	0	0
Sep 09, 2017	GEORGIA	L 19-20	4	4	20	2	1	1	2	0	0	0	0	0	0
Totals			8	7	36	4	1	3	3	1	0	0	0	0	0
7 of 8 (87.5%)															

##	PLAYER	GP-GS	TEM	UGA
33	ADAMS, Josh	2/2	START	START
71	BARS	2/2	START	START
22	BILAL	2/-	XXX	XXX
70	BIVIN	2/-	XXX	XXX
55	BONNER	2/2	START	START
12	BOOK	1/-	...	XXX
81	BOYKIN	1/-	...	XXX
6	ST. BROWN	2/2	START	START
11	CANTEEN	2/1	XXX	START
83	CLAYPOOL	2/-	XXX	XXX
24	COLEMAN	2/2	START	START
4	CONEY	2/-	XXX	XXX
20	CRAWFORD	2/-	XXX	XXX
21	ELLIOTT	2/2	START	START
10	FINKE	2/-	XXX	XXX
13	GENMARK-HEATH	2/-	XXX	XXX
72	HAINSEY	2/-	XXX	XXX
9	HAYES, Daelin	2/2	START	START
93	HAYES, Jay	2/2	START	START
41	HINISH	2/-	XXX	XXX
44	JONES, Jamir	2/-	XXX	XXX
45	JONES, Jonathan	2/-	XXX	XXX
34	JONES, T.	2/-	XXX	XXX
5A	KAREEM	2/-	XXX	XXX
84	KMET	2/-	XXX	XXX
78	KRAEMER	2/2	START	START
27	LOVE	2/2	START	START
86	MACK, Alize	2/1	START	XXX
48	MARTINI	2/2	START	START
68	McGLINCHEY	2/2	START	START
5	MORGAN, Nyles	2/2	START	START
53	MUSTIPHER	2/2	START	START
56	NELSON	2/2	START	START
85	NEWSOME	2/-	XXX	XXX
91	OGUNDEJI	1/-	XXX	...
42	OKWARA, J.	2/-	XXX	XXX
18	PRIDE	2/-	XXX	XXX
37	REGAN	2/-	XXX	XXX
17	ROBERTSON, I.	2/-	XXX	XXX
3	SANDERS	2/-	XXX	XXX
54	SHANNON	2/-	XXX	XXX
15	SMITH, Cam	2/2	START	START
80	SMYTHE	2/2	START	START
14	STUDSTILL	2/-	XXX	XXX
95	TAGOVAILOA-AMOS	2/-	XXX	XXX
58	TAYLOR, Elijah	1/-	...	XXX
77	TIASSUM	1/-	XXX	...
99	TILLERY	2/2	START	START
23	TRANQUILL	2/2	START	START
98	TRUMBETTI	2/-	XXX	XXX
4A	VANGORDER	2/-	XXX	XXX
8	VAUGHN	2/-	XXX	XXX
7A	WATKINS	2/2	START	START
26	WEBSTER	2/-	XXX	XXX
82	WEISHAR	2/-	XXX	XXX
2	WILLIAMS, D.	2/-	XXX	XXX
7	WIMBUSH	2/2	START	START
89	WRIGHT	2/-	XXX	XXX
19	YOON	2/-	XXX	XXX
87	YOUNG, Michael	2/-	XXX	XXX

ALL-PURPOSE YARDS	Total	TEM	UGA
ADAMS, Josh	274	161	113
SANDERS	132	48	84
WILLIAMS, D.	124	124	-
WIMBUSH	107	106	1
ST. BROWN	96	80	16
SMITH, Cam	66	22	44
MACK, Alize	58	17	41
SMYTHE	34	34	-
FINKE	33	-	33
JONES, T.	27	19	8
WEISHAR	20	20	-
CLAYPOOL	16	16	-
CANTEEN	7	7	-
YOUNG, Michael	4	-	4
BOOK	2	DNP	2

#7 WIMBUSH	Comp	Att	Int	Pct	Yards	TD	Long	Sacked	Effic
Temple	17	30	1	56.7	184	2	34	2-7	123.52
Georgia	20	40	0	50.0	210	0	32	3-24	94.10
TOTALS	37	70	1	52.9	394	2	34	5-31	106.71

RUSHING	No-Yds/TD	TEM	UGA
ADAMS, Josh	38-214/2	19-161/2	19-53/0
WILLIAMS, D.	6-124/1	6-124/1	-
WIMBUSH	28-107/2	12-106/1	16-1/1
JONES, T.	7-18/1	6-19/1	1--1/0
SMITH, Cam	1-12/0	1-12/0	-
BOOK	1-2/0	DNP	1-2/0

RECEIVING	No-Yds/TD	TEM	UGA
ST. BROWN	6-96/1	4-80/1	2-16/0
ADAMS, Josh	6-60/0	-	6-60/0
MACK, Alize	4-58/0	2-17/0	2-41/0
SMITH, Cam	7-54/0	3-10/0	4-44/0
FINKE	3-36/0	-	3-36/0
SMYTHE	2-34/0	2-34/0	-
WEISHAR	3-20/1	3-20/1	-
CLAYPOOL	1-16/0	1-16/0	-
JONES, T.	3-9/0	1-0/0	2-9/0
CANTEEN	1-7/0	1-7/0	-
YOUNG, Michael	1-4/0	-	1-4/0

GAME-BY-GAME RETURNS

PUNT RETURNS	No-Yds	TEM	UGA
FINKE	4--3	1-0	3--3

KICK RETURNS	No-Yds	TEM	UGA
SANDERS	6-132	2-48	4-84

INT. RETURNS	No-Yds	TEM	UGA
TRANQUILL	1-0	-	1-0

FUMBLE RETURNS	No-Yds	TEM	UGA
TRANQUILL	1-15	1-15	-

Total Tackles	UA-A	Total	TEM	UGA
MORGAN, Nyles	7-8	15	4-4	3-4
MARTINI	5-7	12	1-5	4-2
HAYES, Jay	6-6	12	1-4	5-2
CONEY	7-5	12	3-3	4-2
LOVE	8-2	10	4-0	4-2
TILLERY	4-5	9	3-1	1-4
TRANQUILL	2-7	9	1-3	1-4
COLEMAN	7-2	9	4-1	3-1
WATKINS	6-2	8	1-0	5-2
BONNER	4-4	8	2-2	2-2
STUDSTILL	2-5	7	0-4	2-1
TRUMBETTI	3-4	7	1-1	2-3
JONES, T.	3-2	5	2-1	1-1
HAYES, Daelin	4-1	5	3-1	1-0
TAGOVAILOA-AMOS	2-2	4	2-1	0-1
ELLIOTT	2-2	4	2-1	0-1
GENMARK-HEATH	2-1	3	1-0	1-1
WILLIAMS, D.	1-1	2	0-1	1-0
HINISH	0-2	2	0-1	0-1
BILAL	2-0	2	2-0	-
KAREEM	1-0	1	1-0	DNP
VAUGHN	1-0	1	1-0	DNP
CLAYPOOL	1-0	1	1-0	-
ROBERTSON, I.	0-1	1	0-1	-
HAINSEY	1-0	1	1-0	-
TIASSUM	0-1	1	0-1	DNP
PRIDE	1-0	1	1-0	DNP
CRAWFORD	1-0	1	1-0	-
OKWARA, J.	1-0	1	1-0	-

GAME-BY-GAME TACKLES FOR LOSS

TACKLES FOR LOSS	UA-A	Total	TEM	UGA
MORGAN, Nyles	2-1	2.5	1.0-1	1.5-3
TRANQUILL	1-3	2.5	1.0-1	1.5-5
TRUMBETTI	1-2	2.0	1.5-6	0.5-1
BONNER	1-1	1.5	-	1.5-6
TAGOVAILOA-AMOS	1-1	1.5	1.0-5	0.5-1
CONEY	1-1	1.5	1.5-11	-
OKWARA, J.	1-0	1.0	1.0-4	-
HAYES, Jay	0-2	1.0	1.0-2	-
KAREEM	1-0	1.0	1.0-2	DNP
HAYES, Daelin	1-0	1.0	1.0-6	-
MARTINI	1-0	1.0	1.0-1	-
TILLERY	0-1	0.5	-	0.5-1

SACKS	UA-A	Total	TEM	UGA
OKWARA, J.	1-0	1.0	1.0-4	-
HAYES, Daelin	1-0	1.0	1.0-6	-
CONEY	1-0	1.0	1.0-10	-
BONNER	1-0	1.0	-	1.0-6
MORGAN, Nyles	1-0	1.0	-	1.0-2

GAME-BY-GAME FUMBLES

FUMBLES	No-Lost	TEM	UGA
WIMBUSH	3-2	-	3-2

FUMBLES FORCED	Number	TEM	UGA
MARTINI	1	1	-

FUMBLES RECOVERED	Number	TEM	UGA
TRANQUILL	1	1	-
HAYES, Daelin	1	-	1

Statistic	National Rank	Conference Rank	Value	National Leader	Value	Conference Leader	Value
3rd Down Conversion Pct (129 ranked)	111	4	0.300	Southern California	0.739	Army West Point	0.524
3rd Down Conversion Pct Defense (129 ranked)	29	1	0.265	Vanderbilt	0.077	Notre Dame	0.265
4th Down Conversion Pct (96 ranked)	39	3	0.667	25 teams tied	1.000	Army West Point	0.750
4th Down Conversion Pct Defense (115 ranked)	1	1	0.000	33 teams tied	0.000	Notre Dame	0.000
Blocked Kicks (8 ranked)				Hawaii	3	Army West Point	2
Blocked Kicks Allowed (123 ranked)	1	1	0	100 teams tied	0	BYU Massachusetts Notre Dame	0 0 0
Blocked Punts (1 ranked)				13 teams tied	1		
Blocked Punts Allowed (129 ranked)	1	1	0	120 teams tied	0	4 teams tied	0
Completion Percentage (129 ranked)	110	3	0.529	Texas Tech	0.886	Massachusetts	0.612
Defensive TDs (3 ranked)				Texas Michigan	3 3		
Fewest Penalties (129 ranked)	66	2	12	Navy	2	Army West Point	8
Fewest Penalties Per Game (128 ranked)	60	4	6.00	Navy	1.00	Army West Point	4.00
Fewest Penalty Yards (129 ranked)	42	2	83	Navy	20	Army West Point	74
Fewest Penalty Yards Per Game (129 ranked)	35	2	41.50	Navy	10.00	Army West Point	37.00
First Downs Defense (129 ranked)	55	2	34	Air Force	6	Army West Point	31
First Downs Offense (129 ranked)	50	2	44	Colorado St.	84	Massachusetts	63
Fumbles Lost (129 ranked)	74	3	2	39 teams tied	0	BYU	0
Fumbles Recovered (50 ranked)	23	1	2	Purdue	5	BYU Notre Dame Army West Point	2 2 2
Kickoff Return Defense (129 ranked)	109	4	25.30	Florida Virginia Tech Rice	0.00 0.00 0.00	BYU	13.50
Kickoff Returns (126 ranked)	51	3	22.00	Memphis	55.33	Army West Point	24.00
Net Punting (129 ranked)	20	1	44.09	Miami (FL)	49.00	Notre Dame	44.09
Passes Had Intercepted (128 ranked)	32	2	1	31 teams tied	0	Army West Point	0
Passes Intercepted (67 ranked)	67	1	1	Central Mich.	8	4 teams tied	1
Passing Offense (129 ranked)	95	2	197.0	Ole Miss	459.0	Massachusetts	304.3
Passing Yards Allowed (129 ranked)	56	1	193.0	Air Force Clemson	40.0 40.0	Notre Dame	193.0
Passing Yards per Completion (129 ranked)	96	2	10.65	Navy	34.57	Massachusetts	12.86
Punt Return Defense (129 ranked)	63	2	4.60	Air Force	-2.00	Army West Point	0.00
Punt Returns (129 ranked)	124	3	-0.75	Arkansas St.	63.00	Massachusetts	1.00
Red Zone Defense (94 ranked)	81	4	0.875	4 teams tied	0.000	Army West Point	0.400
Red Zone Offense (129 ranked)	1	1	1.000	35 teams tied	1.000	Army West Point Notre Dame	1.000 1.000
Rushing Defense (129 ranked)	62	2	135.0	LSU	31.5	Army West Point	92.5
Rushing Offense (129 ranked)	27	2	238.5	Air Force	473.0	Army West Point	417.5
Sacks Allowed (129 ranked)	90	3	2.50	8 teams tied	0.00	Army West Point	0.00
Scoring Defense (129 ranked)	41	3	18.0	Air Force	0.0	Army West Point	11.5
Scoring Offense (128 ranked)	53	2	34.0	Air Force	62.0	Army West Point	42.5
Tackles for Loss Allowed (129 ranked)	82	3	6.50	8 teams tied	2.00	Army West Point	2.00
Team Passing Efficiency (129 ranked)	110	2	106.71	Texas Tech	234.05	Massachusetts	136.98
Team Passing Efficiency Defense (129 ranked)	55	1	117.69	Air Force	59.79	Notre Dame	117.69
Team Sacks (117 ranked)	36	1	2.50	Old Dominion	7.50	Army West Point Notre Dame	2.50 2.50
Team Tackles for Loss (127 ranked)	19	1	8.5	Penn St.	11.5	Notre Dame	8.5
Time of Possession (129 ranked)	100	3	26:44	UTSA	38:52	Army West Point	29:52
Total Defense (129 ranked)	48	2	328.0	Air Force	95.0	Army West Point	309.0
Total Offense (129 ranked)	56	1	435.5	Air Force	663.0	Notre Dame	435.5
Turnover Margin (129 ranked)	63	2	0.00	Texas Tech Kansas St.	3.00 3.00	Army West Point	1.00
Turnovers Gained (106 ranked)	52	1	3	Colorado St.	9	BYU Notre Dame Army West Point	3 3 3
Turnovers Lost (129 ranked)	61	2	3	11 teams tied	0	Army West Point	1
Winning Percentage (111 ranked)	54	2	0.500	51 teams tied	1.000	Army West Point	1.000

Statistic	Player	National		Conference		National Leader	Conference Leader	
		Rank	Rank	Value	Value		Value	Value
All Purpose (198 ranked)	Josh Adams	41	2	137.00	Rashaad Penny, San Diego St.	284.00	Ahmad Bradshaw, Army West Point	162.00
Blocked Kicks (1 ranked)					Mefy Koloamatangi, Hawaii Jeffery Simmons, Mississippi St.	2 2		
Combined Kick Returns (197 ranked)	C.J. Sanders	35	3	132	Darius Phillips, Western Mich.	349	Isaiah Rodgers, Massachusetts	211
Completion Percentage (124 ranked)	Brandon Wimbush	106	3	0.529	Nic Shimonek, Texas Tech	0.867	Andrew Ford, Massachusetts	0.650
Completions Per Game (98 ranked)	Brandon Wimbush	50	2	18.50	Justice Hansen, Arkansas St.	46.00	Andrew Ford, Massachusetts	22.33
Field Goal Percentage (96 ranked)	Justin Yoon	56	1	0.667	34 players tied	1.000	Justin Yoon, Notre Dame	0.667
Field Goals Per Game (108 ranked)	Justin Yoon	10	1	2.00	Matt Gay, Utah Evan Pantels, UNLV Jameson Vest, Toledo	3.50 3.50 3.50	Justin Yoon, Notre Dame	2.00
Forced Fumbles (24 ranked)	Greer Martini	24	1	0.50	Curtis Akins, Memphis	2.00	Greer Martini, Notre Dame Jaylon McClinton, Army West Point	0.50 0.50
Fumbles Recovered (4 ranked)	Daelin Hayes Drue Tranquill	4 4	1 1	1 1	Lorenzo Carter, Georgia Danny Ezechukwu, Purdue Denzil Ware, Kentucky	2 2 2	6 players tied	1
Interceptions Per Game (32 ranked)	Drue Tranquill	32	1	0.5	Josh Cox, Central Mich. Demetrius Flannigan-Fowles, Arizona	1.5 1.5	Jaylon McClinton, Army West Point Drue Tranquill, Notre Dame	0.5 0.5
Kickoff Return TDs (5 ranked)					4 players tied	2		
Kickoff Returns (97 ranked)	C.J. Sanders	48	3	22.0	Tony Pollard, Memphis	72.0	Jonah Trinnaman, BYU	23.5
Passes Defended (34 ranked)					6 players tied	3.0		
Passing Efficiency (124 ranked)	Brandon Wimbush	106	2	106.7	Mckenzie Milton, UCF	273.5	Andrew Ford, Massachusetts	143.4
Passing TDs (24 ranked)					Shea Patterson, Ole Miss Josh Rosen, UCLA	9 9	Andrew Ford, Massachusetts	4
Passing Yards (130 ranked)	Brandon Wimbush	78	3	394	Nick Stevens, Colorado St.	985	Andrew Ford, Massachusetts	827
Passing Yards Per Game (130 ranked)	Brandon Wimbush	82	2	197.0	Shea Patterson, Ole Miss	459.0	Andrew Ford, Massachusetts	275.7
Passing Yards per Completion (124 ranked)	Brandon Wimbush	90	2	10.65	Mckenzie Milton, UCF	22.50	Andrew Ford, Massachusetts	12.34
Points Responsible For (198 ranked)	Brandon Wimbush Justin Yoon	54 105	2 5	24 20	Taquon Marshall, Georgia Tech Shea Patterson, Ole Miss Josh Rosen, UCLA	54 54 54	Andrew Ford, Massachusetts	30
Points Responsible For Per Game (189 ranked)	Brandon Wimbush Justin Yoon	57 112	1 2	12.0 10.0	Taquon Marshall, Georgia Tech Shea Patterson, Ole Miss Josh Rosen, UCLA	27.0 27.0 27.0	Brandon Wimbush, Notre Dame	12.0
Punt Return TDs (2 ranked)					Dante Pettis, Washington	2		
Punt Returns (74 ranked)	Chris Finke	74	2	-0.8	Dante Pettis, Washington	49.0	Isaiah Rodgers, Massachusetts	0.4
Punting (87 ranked)	Tyler Newsome	7	1	48.0	Johnny Townsend, Florida	54.7	Tyler Newsome, Notre Dame	48.0
Receiving TDs (20 ranked)					Darren Andrews, UCLA David Sills, West Virginia Courtland Sutton, SMU	5 5 5	Andy Isabella, Massachusetts	3
Receiving Yards (199 ranked)	Equanimeous St. Brown	186	5	96	A.J. Brown, Ole Miss	389	Adam Breneman, Massachusetts	323
Receiving Yards Per Game (200 ranked)	Equanimeous St. Brown	200	4	48.0	A.J. Brown, Ole Miss	194.5	Adam Breneman, Massachusetts	107.7
Receptions Per Game (185 ranked)	Cam Smith	185	5	3.5	Steve Ishmael, Syracuse	13.0	Adam Breneman, Massachusetts	7.0
Rush Yards Per Carry (176 ranked)	Josh Adams Brandon Wimbush	51 121	3 4	5.63 3.82	Darrell Henderson, Memphis	14.08	Ahmad Bradshaw, Army West Point	9.53
Rushing TDs (15 ranked)					Royce Freeman, Oregon Taqun Marshall, Georgia Tech	6 6	Marquis Young, Massachusetts	4
Rushing Yards (198 ranked)	Josh Adams Dexter Williams Brandon Wimbush	25 105 138	2 5 7	214 124 107	Diocemy Saint Juste, Hawaii	434	Ahmad Bradshaw, Army West Point	324
Rushing Yards Per Game (199 ranked)	Josh Adams Dexter Williams Brandon Wimbush	29 107 141	2 4 5	107.0 62.0 53.5	Rashaad Penny, San Diego St.	206.5	Ahmad Bradshaw, Army West Point	162.0
Sacks (109 ranked)					Anthony Winbush, Ball St.	2.25	Alex Aukerman, Army West Point	1.00
Scoring (147 ranked)	Justin Yoon Josh Adams Brandon Wimbush	44 147 147	1 6 6	10.0 6.0 6.0	Royce Freeman, Oregon Nate Hopkins, UConn Taqun Marshall, Georgia Tech	18.0 18.0 18.0	Justin Yoon, Notre Dame	10.0
Solo Tackles (98 ranked)					Joe Dineen Jr., Kansas	10.0	Fred Warner, BYU	5.3
Tackles For Loss (60 ranked)					Anthony Winbush, Ball St.	3.5		
Total Interceptions (21 ranked)	Drue Tranquill	21	1	1	Josh Cox, Central Mich. Demetrius Flannigan-Fowles, Arizona	3 3	4 players tied	1
Total Offense (200 ranked)	Brandon Wimbush Josh Adams	52 154	2 5	250.5 107.0	Lamar Jackson, Louisville	505.0	Andrew Ford, Massachusetts	261.7
Total Points Scored (141 ranked)	Justin Yoon Josh Adams Brandon Wimbush	39 141 141	3 6 6	20 12 12	Royce Freeman, Oregon Taqun Marshall, Georgia Tech	36 36	Andy Isabella, Massachusetts Marquis Young, Massachusetts	24 24
Total Tackles (141 ranked)	Nyles Morgan	141	3	7.5	Khall Hodge, Buffalo	15.5	Bryton Barr, Massachusetts	10.7
Total Touchdowns (74 ranked)	Josh Adams Brandon Wimbush	74 74	5 5	2 2	Royce Freeman, Oregon Taqun Marshall, Georgia Tech	6 6	Andy Isabella, Massachusetts Marquis Young, Massachusetts	4 4
Yards per Pass Attempt (124 ranked)	Brandon Wimbush	105	2	5.63	Mckenzie Milton, UCF	17.14	Andrew Ford, Massachusetts	8.03
Yards per Reception (200 ranked)	Equanimeous St. Brown Alize Mack	111 150	1 4	16.00 14.50	Steven Sims Jr., Kansas	35.50	Equanimeous St. Brown, Notre Dame	16.00

THE TURNOVER BATTLE									
NOTRE DAME					OPPONENT				
Game	FUM (lost)	INT	TOTAL	Opp. Pts Off	Game	FUM	INT	TOT	ND Pts Off
Temple	0	2	2	0	Temple	1	0	1	7
Georgia	2	0	2	0	Georgia	1	1	2	7
at Boston College					at Boston College				
at Michigan State					at Michigan State				
Miami (OH)					Miami (OH)				
at North Carolina					at North Carolina				
USC					USC				
NC State					NC State				
Wake Forest					Wake Forest				
at Miami (FL)					at Miami (FL)				
Navy					Navy				
at Stanford					at Stanford				
TOTALS	2	2	4	0	TOTALS	2	1	3	14

DRIVE CHARTS															
NOTRE DAME								OPPONENT							
Game	No.	3&Out	Pct.	Score	Pct.	TD	Pct.	Game	No.	3&Out	Pct.	Score	Pct.	TD	Pct.
Temple	13	1	7.7	7	53.8	7	53.8	Temple	14	4	28.6	3	21.4	2	14.3
Georgia	16	7	43.8	5	31.3	1	6.3	Georgia	17	7	41.2	4	23.5	2	11.7
at Boston College								at Boston College							
at Michigan State								at Michigan State							
Miami (OH)								Miami (OH)							
at North Carolina								at North Carolina							
USC								USC							
NC State								NC State							
Wake Forest								Wake Forest							
at Miami (FL)								at Miami (FL)							
Navy								Navy							
at Stanford								at Stanford							
TOTALS	29	8	27.6	12	41.4	8	27.6	TOTALS	31	11	35.5	7	22.6	4	12.9

THIRD DOWN CONVERSIONS																	
NOTRE DAME									OPPONENT								
Game	1-3	4-6	7-9	10-14	15-19	20+	Tot	Pct.	Game	1-3	4-6	7-9	10-14	15-19	20+	Tot	Pct.
Temple	4-6	1-1	1-2	0-4			6-13	46.2	Temple	3-4	0-4	0-1	2-6	0-2		5-17	29.4
Georgia	0-2	1-4	2-6	0-5			3-17	17.6	Georgia	3-5	1-4	0-4	0-4			4-17	23.5
at Boston College									at Boston College								
at Michigan State									at Michigan State								
Miami (OH)									Miami (OH)								
at North Carolina									at North Carolina								
USC									USC								
NC State									NC State								
Wake Forest									Wake Forest								
at Miami (FL)									at Miami (FL)								
Navy									Navy								
at Stanford									at Stanford								
TOTALS	4-8	2-5	3-8	0-9			9-30	30.0	TOTALS	6-9	1-8	0-5	2-10	0-2		9-34	26.5

NOTRE DAME'S BIG PLAYS (35+ Yards)				
Yards	Type	TD	Player(s)	Opponent
66	Rush		Dexter Williams	Temple
60	Rush		Josh Adams	Temple
40	Rush		Dexter Williams	Temple
37	Rush	Yes	Josh Adams	Temple

NOTRE DAME'S EXPLOSIVE RUNS (15+ Yards)			
Yards	TD	Player(s)	Opponent
66		Dexter Williams	Temple
60		Josh Adams	Temple
40		Dexter Williams	Temple
37	Yes	Josh Adams	Temple
24		Brandon Wimbush	Temple
22		Josh Adams	Temple
17		Brandon Wimbush	Temple
16		Brandon Wimbush	Temple

OPPONENT BIG PLAYS (35+ Yards)				
Yards	Type	TD	Player(s)	Opponent
40	Rush		D'Andre Swift	Georgia

OPPONENT EXPLOSIVE RUNS (15+ Yards)			
Yards	TD	Player(s)	Opponent
17		R. Armstead	Temple
30		Nick Chubb	Georgia
17		Sony Michel	Georgia
40		D'Andre Swift	Georgia

NOTRE DAME'S EXPLOSIVE PASSING PLAYS (20+ Yards)			
Yards	Score	Player(s)	Opponent
34		Brandon Wimbush to Equanimeous St. Brown	Temple
33		Brandon Wimbush to Equanimeous St. Brown	Temple
32		Brandon Wimbush to Josh Adams	Georgia
32		Brandon Wimbush to Alize Mack	Georgia
25		Brandon Wimbush to Durham Smythe	Temple
29		Brandon Wimbush to Cam Smith	Georgia
21		Brandon Wimbush to Josh Adams	Georgia

NOTRE DAME'S LONGEST PLAYS OF THE SEASON			
Type	Yards	Player	Opponent
Rushing	66	Dexter Williams	Temple
Rushing Touchdown	37	Josh Adams	Temple
Passing	34	Brandon Wimbush to Equanimeous St. Brown	Temple
Passing Touchdown	12	Brandon Wimbush to Nic Weishar	Temple
Punt Return	1	Chris Finke	Georgia
Kick Return	36	C.J. Sanders	Georgia
Interception Return	0	Drue Tranquill	Georgia
Fumble Return	15	Drue Tranquill	Temple
Punt	59	Tyler Newsome	Georgia
Field Goal	42	Justin Yoon	Georgia

OPPONENT EXPLOSIVE PASSING PLAYS (20+ Yards)			
Yards	Score	Player(s)	Opponent
31		Jake Fromm to Terry Godwin	Georgia
31		Jake Fromm to Javon Wims	Georgia
29		Logan Marchi to Isaiah Wright	Temple
25		Logan Marchi to Isaiah Wright	Temple
20		Logan Marchi to Adonis Jennings	Temple

OPPONENT LONGEST PLAYS OF THE SEASON			
Type	Yards	Player	Opponent
Rushing	40	D'Andrew Swift	Georgia
Rushing Touchdown	6	Sony Michel	Georgia
Passing	31	Twice	Georgia
Passing Touchdown	6	Jake Fromm to Terry Godwin	Georgia
Punt Return	28	Mecole Hardman	Georgia
Kick Return	38	Mecole Hardman	Georgia
Interception Return	43	Mike Jones	Temple
Fumble Return	--		
Punt	56	Cameron Nizialek	Georgia
Field Goal	44	Rodrigo Blankenship	Georgia

NOTRE DAME SCORING DRIVES						
Game	Qtr	Pts	Plays	Yds	TOP	Scoring Play
TEM	1	7	2	70	0:33	Josh Adams 37-yard rush
TEM	1	7	7	59	2:44	Brandon Wimbush eight-yard rush
TEM	1	7	3	72	1:10	Nic Weishar 12-yard pass from Brandon Wimbush
TEM	2	7	8	76	3:40	Equanimeous St. Brown 5-yard pass from Brandon Wimbush
TEM	3	7	8	80	3:03	Tony Jones Jr. seven-yard rush
TEM	4	7	6	34	2:27	Josh Adams one-yard rush
TEM	4	7	3	69	0:53	Dexter Williams one-yard rush
UGA	1	3	7	53	2:12	Justin Yoon 39-yard field goal
UGA	2	7	4	32	0:53	Brandon Wimbush one-yard rush
UGA	2	3	6	40	2:31	Justin Yoon 42-yard field goal
UGA	3	3	9	33	2:16	Justin Yoon 37-yard field goal
UGA	3	3	17	73	4:43	Justin Yoon 28-yard field goal

OPPONENT SCORING DRIVES						
Game	Qtr	Pts	Plays	Yds	TOP	Scoring Play
TEM	1	3	9	57	3:27	Austin Jones 36-yard field goal
TEM	2	7	11	75	5:00	Keith Kirkwood 12-yard pass from Logan Marchi
TEM	3	7	11	70	4:17	Brodrick Yancy 11-yard pass from Logan Marchi
UGA	1	3	6	71	2:33	Rodrigo Blankenship 27-yard field goal
UGA	2	7	12	62	5:39	Terry Godwin five-yard pass from Jake Fromm
UGA	3	7	7	75	1:48	Sony Michel six-yard rush
UGA	4	3	9	63	3:13	Rodrigo Blankenship 30-yard field goal