



2010-11 NOTRE DAME MEN'S BASKETBALL



ATHLETIC MEDIA RELATIONS: Joyce Center Room 112 Notre Dame, IN 46556 Fax: (574) 631-7941
 MEDIA RELATIONS CONTACTS: Bernadette Cafarelli o: (574) 631-8458 c: (574) 532-0249 cafarelli.1@nd.edu
 Sean Carroll o: (574) 631-2664 c: (574) 340-2177 carroll.64@nd.edu

2010-11 Schedule

Date	Opponent	Time
11/1	MARIAN UNIVERSITY [^]	W, 85-52
11/6	CATHOLIC UNIVERSITY [^]	W, 72-47
11/12	GEORGIA SOUTHERN	W, 98-61
11/14	LIBERTY	W, 72-51
11/17	CHICAGO STATE	W, 102-62
11/22	MAINE	W, 97-72
<i>Old Spice Classic (Orlando, Fla.)</i>		
11/25	vs. Georgia (ESPN2)	W, 89-83 (2ot)
11/26	vs. California (ESPN2)	W, 57-44
11/28	vs. Wisconsin (ESPN2)	W, 58-51
11/30	(25/-) INDIANA STATE	W, 81-72
12/8	(23/23) vs. Kentucky! (ESPN) (17/16)	L, 58-72
12/11	(23/23) GONZAGA (ESPN2)	W, 83-79
12/19	(24/23) STONY BROOK (ESPNU)	W, 88-62
12/22	(22/20) UMBC	W, 93-53
12/29	(15/15) GEORGETOWN* (9/9) (ESPN2)	W, 69-55
1/1	(15/15) at Syracuse* (5/5) (ESPNU)	L, 58-70
1/4	(14/15) CONNECTICUT* (8/9) (BEN)	W, 73-70
1/8	(14/15) ST. JOHN'S* (ESPNU)	W, 76-61
1/10	(9/11) at Marquette* (ESPN2)	L, 57-79
1/16	(9/11) at St. John's* (BEN)	L, 54-72
1/19	(16/16) CINCINNATI* (25/-) (ESPN2)	W, 66-58
1/22	(16/16) MARQUETTE* (BEN)	W, 80-75
1/24	(15/14) at Pittsburgh* (2/2) (ESPN)	W, 56-51
2/3	(9/8) at DePaul* (ESPN)	W, 83-58
2/6	(9/8) RUTGERS* (BEN)	W, 76-69
2/9	(8/7) LOUISVILLE* (16/15) (ESPNU)	7:00p.m.
2/12	at USF* (BEN)	Noon
2/19	at West Virginia* (CBS)	1:00 p.m.
2/23	at Providence*	7:00 p.m.
2/26	SETON HALL* (ESPNU)	7:00 p.m.
2/28	VILLANOVA* (ESPN)	7:00 p.m.
3/5	at Connecticut* (ESPN/ESPN2)	2:00 p.m.
3/8-12	BIG EAST Championship (ESPN) (Madison Square Garden; New York City)	
3/15-20	NCAA First-Third Rounds	
3/24-27	NCAA Championship Regionals	
4/2	NCAA Final Four-Semifinals (Houston, Texas)	
4/4	NCAA Final Four-Final (Houston, Texas)	

[^] - Exhibition Game
 ! - BIG EAST/SEC Invitational (Louisville, Ky.)
 * - BIG EAST Conference Game
 Home events in **BOLD CAPS**
 All times Eastern

Game 24 • Wednesday, February 9 • 7:00 p.m. (EST) Purcell Pavilion at the Joyce Center (9,149) Notre Dame, Ind.



Vs.



TV: **ESPNU**

Rece Davis (play-by-play)
 Bob Knight (analyst); Digger Phelps (analyst)

Radio: **Affiliate listings on page 7; Broadcast also on UND.com**

Jack Nolan (play-by-play)
 Jordan Cornette (analyst)

#8/7 Notre Dame Fighting Irish
Record: 19-4, 8-3
H: 14-0; A: 2-3; N: 3-1

Louisville Leads Series 16-9

#16/15 Louisville Cardinals
Record: 18-5, 7-3
H: 15-2; A: 3-3; N: 0-0

NOTRE DAME PROBABLE STARTING LINEUP

2010-11 Statistics

No.	Player	Pos	Ht.	Wt.	Yr.	PPG	RPG	APG
1	Tyrone Nash	F	6-8	232	Sr.	9.7	5.8	2.7
21	Tim Abromaitis	F	6-8	235	Sr.	14.0	6.4	1.7
34	Carleton Scott	F	6-8	218	Sr.	11.5	6.6	2.2
14	Scott Martin	G	6-8	219	Sr.	10.3	4.9	1.7
23	Ben Hansbrough	G	6-3	206	Sr.	17.2	3.7	4.0

#8/7 IRISH WELCOME IN #16/15 LOUISVILLE ON WEDNESDAY

- #8/7 Notre Dame (19-4, 8-3) will play host to #16/15 Louisville (18-5, 7-3) on Wednesday in a key BIG EAST showdown. Tip-off is slated for 7:00 p.m. (ET) inside Purcell Pavilion at the Joyce Center. This is the only regular-season meeting between the two schools this season.
- The Fighting Irish will bring a five-game win streak into the contest with the Cardinals. Notre Dame currently is in second place in the BIG EAST, while Louisville is tied for third.
- A win on Wednesday night would give Notre Dame 20 wins by the earliest calendar date in program history. It also would secure Notre Dame's fifth straight 20-win campaign and the eighth under head coach Mike Brey.
- This will be the 26th meeting all-time between Notre Dame and Louisville. The Cardinals lead the series 16-9, which includes a 91-89 double-overtime victory over the Irish last season in Louisville. Notre Dame won the last meeting at Purcell Pavilion, 90-57, during the 2008-09 season. Louisville is 6-5 all-time at Notre Dame.
- Six of the meetings between the Irish and Cardinals have occurred since Louisville joined the BIG EAST in 2005. Notre Dame is 2-4 in those contests.

IRISH MATCH TOP START UNDER BREY

- Notre Dame's 19-4 start this season matches the best 23-game record for the Irish under head coach Mike Brey. The Irish also opened the 2002-03 campaign 19-4. A win on Wednesday night would give Notre Dame its best 24-game start under Brey (see page 11 for additional information on top starts for the Irish).



NOTRE DAME 2010-11 ROSTER

2010-11 Statistics

No.	Player	Pos	Ht.	Wt.	Yr.	PPG.	RPG	Hometown/High School
0	Eric Atkins	G	6-2	173	Fr.	7.1	2.3	Columbia, Md./Mount Saint Joseph
1	Tyrone Nash	F	6-8	232	Sr.	9.7	5.8	Queens, N.Y./Lawrence Woodmere Academy & Northfield Mt. Hermon
5	Tom Kopko	G	6-2	187	Sr.	0.4	0.3	Chicago, Ill./St. Laurence
12	Alex Dragicevich	G	6-8	215	Fr.	1.9	0.9	Northbrook, Ill./Glenbrook North
14	Scott Martin	G	6-8	219	Sr.	10.3	4.9	Valparaiso, Ind./Valparaiso
21	Tim Abromaitis	F	6-8	235	GS	14.0	6.4	Unionville, Conn./Farmington
22	Jerian Grant	G	6-5	185	Fr.	--	--	Bowie, Md./DeMatha
23	Ben Hansbrough	G	6-3	203	Sr.	17.2	3.7	Poplar Bluff, Mo./Poplar Bluff
25	Tom Knight	F	6-10	253	So.	1.8	1.4	Dixfield, Maine/Dirigo
32	Joey Brooks	G	6-6	215	So.	1.9	1.4	Houston, Texas/Strake Jesuit College Prep
33	Mike Broghammer	F	6-9	248	So.	1.8	1.0	Orono, Minn./Hopkins
34	Carleton Scott	F	6-8	218	Sr.	11.5	6.6	San Antonio, Texas/James Madison
45	Jack Cooley	F	6-9	244	So.	3.5	2.8	Glenview, Ill./Glenbrook South

Head Coach: Mike Brey (George Washington '82)

Assistant Coach: Anthony Solomon (Virginia '87)

Assistant Coach: Rod Balanis (Georgia Tech '93)

Assistant Coach: Martin Ingelsby (Notre Dame '01)

Coordinator of Basketball Operations: Harold Swanagan (Notre Dame '02)

Athletic Trainer: Skip Meyer (Central Connecticut State '74)

Pronunciation Guide

Tim Abromaitis	ab-row-MY-tis
Jack Cooley	COOL-ee
Mike Broghammer.....	BROGE-ham-mer
Alex Dragicevich	Drag-ee-vich
Jerian Grant.....	JARE-in
Ben Hansbrough.....	HANDS-bro
Tom Kopko	cop-COE

National Polls (Feb. 7)

AP Top 25

1. Ohio State
2. Kansas
3. Texas
- 4. Pittsburgh**
5. Duke
6. San Diego State
7. BYU
- 8. NOTRE DAME**
- 9. Villanova**
- 10. Connecticut**
- 11. Georgetown**
- 12. Syracuse**
- 13. Wisconsin**
14. Purdue
15. Arizona
- 16. Louisville**
17. Florida
- 18. Kentucky**
19. Missouri
20. North Carolina
21. Utah State
22. Texas A&M
23. Vanderbilt
24. Temple
- 25. West Virginia**

ESPN/USA Today Coaches Poll

1. Ohio State
2. Kansas
3. Texas
- 4. Pittsburgh**
5. Duke
6. San Diego State
- 7. NOTRE DAME**
8. BYU
- 9. Connecticut**
- 10. Villanova**
- 11. Georgetown**
12. Purdue
- 13. Syracuse**
- 14. Wisconsin**
- 15. Louisville**
16. Arizona
17. Utah State
- 18. Kentucky**
19. Florida
20. Missouri
21. North Carolina
22. Texas A&M
23. Saint Mary's
24. Vanderbilt
25. Minnesota

Bold indicates 2010-11 Irish opponent

IRISH OFF TO BIG START IN LEAGUE PLAY

• Notre Dame's 8-3 BIG EAST record is its best 11-game start to league play since going 8-3 in 2007-08 (finished 14-4). The best 11-game BIG EAST start ever for the Irish was 9-2 in 2000-01 (finished 11-5).

IN THE POLLS

• Notre Dame is ranked eighth in this week's Associated Press poll and the Irish are No. 7 according to the ESPN/USA Today coaches' poll. It's the highest the Fighting Irish have been in either poll this season. The No. 7 ranking is the highest the Irish have been in either poll since they were seventh on both lists during the first half of the 2008-09 campaign.

SOLID SHOWING FOR IRISH ATHLETICS IN THE POLLS

• Notre Dame is the only school in the country that fields men's and women's basketball and hockey teams and has all three squads currently appearing in the top 10 in their respective national rankings. The women's basketball team is ranked 8th in both polls (AP & ESPN/USA Today coaches' poll), while hockey is 10th in the latest USA Today and USCHO.com polls.

• Notre Dame is one of only three schools in the country to have both basketball teams currently in the AP Top 10, along with Connecticut (No. 2 women/No. 10 men) and Duke (No. 5 women/No. 5 men).

IRISH TAKE SHOT AT FIFTH STRAIGHT 20-WIN CAMPAIGN

• A win on Wednesday would give Notre Dame its fifth consecutive 20-win campaign and eighth in the last 11 seasons under head coach **Mike Brey**. The last time Irish teams reached the 20-win mark in five straight campaigns was from 1983-89 when those Notre Dame squads under Digger Phelps strung together six consecutive 20-win seasons.

ICING THE GAME

• Clutch free throw shooting has been key in three recent Notre Dame victories.
 • On Sunday, Rutgers trimmed the Irish lead to three (70-67) with 59 seconds left to play, yet **Ben Hansbrough** went 6-for-6 from the charity stripe down the stretch to help the Irish produce the 76-69 victory. Hansbrough is 44-51 (.863) from the free throw line in the final five minutes of regulation and overtime this season (see box on page 8).

• After Marquette trimmed Notre Dame's lead to four (69-65) with 3:21 left in the game on Jan. 22, the Irish went 9-10 from the charity stripe en route to the 80-75 victory. **Tyrone Nash** went 4-4 during that stretch, while Hansbrough was 2-2 and **Scott Martin** connected on three of his four attempts.



Series vs. Louisville

Louisville Leads 16-9

Home: 5-6, Away: 1-9, Neutral: 3-1

Date	Site	Result
1-5-52	Louisville, KY	L, 59-65
2-11-53	Notre Dame, IN	W, 73-62
1-6-54	Notre Dame, IN	W, 72-53
1-3-55	Notre Dame, IN	L, 69-73
1-11-56	Notre Dame, IN (ot)	L, 75-80
12-22-56	Notre Dame, IN	L, 75-85
1-18-58	Louisville, KY	L, 83-94
1-29-58	Notre Dame, IN	W, 73-53
12-20-58	Louisville, KY	W, 61-53
2-27-60	Chicago, IL*	W, 65-54
3-20-73	New York, NY#	W, 79-71
12-5-87	Indianapolis, IN&	W, 69-54
3-4-89	Notre Dame, IN	L, 77-87
12-2-89	Indianapolis, IN&	L, 73-84
3-2-91	Louisville, KY	L, 59-65
12-5-91	Notre Dame, IN	L, 81-84
3-7-93	Louisville, KY	L, 68-83
2-26-94	Notre Dame, IN (ot)	L, 82-85
1-7-95	Louisville, KY	L, 72-80
2-4-06	Louisville, KY (ot)	L, 86-89
1-3-07	Notre Dame, IN	W, 78-62
2-28-08	Louisville, KY	L, 85-90
1-12-09	Louisville, KY (ot)	L, 73-87
2-12-09	Notre Dame, IN	W, 90-57
2-17-10	Louisville, KY (2ot)	L, 89-91

*-Game played at Chicago Stadium

#-Postseason NIT

&-Big Four Classic

TALE OF THE TAPE

ND	2010-11 Statistic	UL
75.0	Scoring Average	77.4
64.3	Scoring Defense	64.7
+10.6	Scoring Margin	+12.7
.456	FG%	.465
.409	FG% Defense	.396
.376	3-FG%	.367
.349	3-FG% Defense	.309
.736	FT%	.662
36.9	Rebound Average	36.7
32.0	Rebound Against Average	35.1
+4.9	Rebound Margin	+1.6
11.0	Turnovers Per Game	14.1
11.1	Turnovers Forced Per Game	17.0
+0.1	Turnover Margin	+3.0
1.5	Assist-to-Turnover Ratio	1.3

• Versus Cincinnati (Jan. 19), the Irish led by five (57-52) with 1:18 remaining. Notre Dame went 9-10 from the free throw line down the stretch to secure the 66-58 victory. Hansbrough went 5-6, while **Tim Abromaitis** and **Eric Atkins** both were 2-2.

A NEW ADDITION TO THE SWANAGAN FAMILY

• Current Notre Dame coordinator of men's basketball operations, **Harold Swanagan**, who played for the Irish from 1998-2002, and his wife Andrea (also a 2002 Notre Dame graduate), welcomed their first child, a daughter, on Super Sunday (Feb. 6). Elena Marie Swanagan was born at 10:30 p.m. and weighed seven pounds and 11 ounces. Swanagan was not present on the bench earlier that day when Notre Dame defeated Rutgers 76-69 at home.

ABROMAITIS EARNS ACADEMIC ALL-DISTRICT HONORS

• Senior forward **Tim Abromaitis** has been named to the Capital One Academic All-District V men's basketball first team. Abromaitis boasts a 3.72 GPA in Notre Dame's intensified one-year MBA program. He now will be placed on the national ballot for a chance to earn Academic All-America honors. He was a first-team Academic All-American last season.

TAKING DOWN A TOP-10 FOE

• Notre Dame has defeated three top-10 teams this season. Most recently, the Irish won at No. 2/2 Pittsburgh, 56-51, on Jan. 24. Notre Dame opened BIG EAST play with a 69-55 triumph of No. 9/9 Georgetown (Dec. 29) and the Irish produced a 73-70 victory over No. 8/9 Connecticut (Jan. 4).

• Prior to this season, the last time Notre Dame defeated three top-10 teams in the same season was during the 2008-09 campaign. That season, the Irish took down No. 6/7 Texas (81-80), No. 9/10 Georgetown (73-67) and No. 5/7 Louisville (90-57).

• This season's wins over Georgetown and Connecticut marked the first time since the 2002-03 campaign that Notre Dame defeated two top-10 teams in a three-game span.

• Prior to the wins over Georgetown and Connecticut, the last time Notre Dame recorded back-to-back home wins over top-10 teams was during the 1960-61 season when the Irish knocked off No. 7 DePaul (61-58 on Jan. 17, 1961) and No. 7 St. John's (64-63 on Feb. 2, 1961).

BEATING THE BEST

• Four of Notre Dame's eight BIG EAST wins have come against a ranked opponent. The Irish defeated No. 9/9 Georgetown 69-55 in the league opener. Notre Dame topped No. 8/9 Connecticut 73-70 and downed No. 25/- Cincinnati 66-58. Most recently, the Irish upended No. 2/2 Pittsburgh 56-51.

STOUT SCHEDULE

• There currently are nine Irish opponents ranked in the AP top-25 poll. The Irish are 4-2 against those squads so far this season.

LEAGUE HONORS FOR HANSBROUGH

• **Ben Hansbrough** was named to the BIG EAST Weekly Honor Roll on Monday. That marked the third straight week - and fourth time this season - he has received that honor. He also was named the BIG EAST Player of the Week on Jan. 10.

HANSBROUGH STAYING HOT

• Senior guard **Ben Hansbrough** is averaging 24.0 points, 4.5 rebounds and 5.3 assists over the past four games. For the season, Hansbrough is averaging a career-best and team-high 17.2 points per game. Hansbrough has a team-best 93 assists (4.0 apg) and a team-high 28 steals (1.2 spg).

• His 19.3 ppg. average in BIG EAST games ranks second in the league. His 37.36 minutes played per game in BIG EAST contests ranks third in the league.

• Hansbrough has led the Irish in scoring in the past six games and in eight of the past nine contests.

• Versus Rutgers on Sunday, Hansbrough deposited a game-high 25 points. He was 11-13 from the free throw line and also dished out five assists.

• Hansbrough has notched at least five assists in a game nine times this season, including in four of the last five contests.

• He is shooting 82.4% (103-125) from the free throw line overall this season and boasts an 87.5% (63-72) average in BIG EAST play.

• Hansbrough scored a career-high 28 points on Jan. 22 versus Marquette.

• Hansbrough has reached double-digits in 44 of his 57 career games with the Irish.



2010-11 BIG EAST STANDINGS

(as of games played on Feb. 7)

	Overall Record	BIG EAST Record
Pittsburgh	22-2	10-1
NOTRE DAME	19-4	8-3
Villanova	19-4	7-3
Louisville	18-5	7-3
Syracuse	20-4	7-4
Georgetown	18-5	7-4
Connecticut	18-4	6-4
West Virginia	15-8	6-5
Cincinnati	18-5	5-5
Marquette	14-9	5-5
St. John's	13-9	5-5
Seton Hall	10-14	4-8
Providence	14-10	3-8
Rutgers	12-11	3-8
USF	8-16	2-9
DePaul	6-17	0-10

Players of the Week

Ashton Gibbs, Jr., G, Pittsburgh (Nov. 22)
Kemba Walker, Jr., G, Connecticut (Nov. 29)
Chris Wright, Sr., G, Georgetown (Dec. 6)
Marshon Brooks, Sr., G, Providence (Dec. 13)
Gilbert Brown, Sr., F, Pittsburgh (Dec. 20)
Peyton Siva, So., G, Louisville (Dec. 27)
Dwight Hardy, Sr., G, St. John's (Jan. 3)

Ben Hansbrough, Sr., G, Notre Dame (Jan. 10)

Kemba Walker, Jr., G, Connecticut (Jan. 17)
Austin Freeman, Sr., G, Georgetown (Jan. 24)
Peyton Siva, So., G, Louisville (Jan. 31)
Marshon Brooks, Sr., G, Providence (Feb. 7)

Rookies of the Week

Sean Kilpatrick, Fr., G, Cincinnati (Nov. 22)
Gerard Coleman, Fr., G, Providence (Nov. 29)
Brandon Young, Fr., G, DePaul (Dec. 6)
Vander Blue, Fr., G, Marquette (Dec. 13)
Fuquan Edwin, Fr., F, Seton Hall (Dec. 20)
Cleveland Melvin, Fr., F, DePaul (Dec. 27)
Cleveland Melvin, Fr., F, DePaul (Jan. 3)
Shabazz Napier, Fr., G, Connecticut (Jan. 10)
Cleveland Melvin, Fr., F, DePaul (Jan. 17)
Gerard Coleman, Fr., G, Providence (Jan. 24)
Jeremy Lamb, Fr., G, Connecticut (Jan. 31)
Jeremy Lamb, Fr., G, Connecticut (Feb. 7)

Notre Dame Weekly Honor Roll Honorees

Ben Hansbrough (Nov. 22, Jan. 24, Jan. 31, Feb. 7)
Tim Abromaitis (Nov. 29 & Dec. 27)
Carleton Scott (Dec. 20)

CHASING THE MARK

• Coming off the most successful four-year run in program history (2006-10), Notre Dame's current four-year stretch may produce a couple of record-breaking numbers. From 2006-10, Irish teams produced an overall record of 93-43 for an overall winning percentage of .684, while finishing with a 43-27 mark (.614) in BIG EAST regular-season play. Both the 93 overall victories and 43 BIG EAST wins are both the most in program history. Since 2007, Notre Dame has produced an 88-39 mark (.693) and is 40-25 (.615) in conference regular-season contests.

BALANCED ATTACK

• Five different Notre Dame players have led the team in scoring during a game this season. **Ben Hansbrough** has led the Irish in scoring a team-best 13 times, which included one tie with **Tyrone Nash**. **Tim Abromaitis** has led the Irish in points on six occasions. **Carleton Scott** has done so three times, including one tie with **Eric Atkins**, who has posted a team-high point total twice this season.

• Notre Dame has had at least five players reach double-digits in the same contest five times.

• Six Notre Dame players (Abromaitis, Nash, Scott, Hansbrough, Cooley, Martin) reached double-figures in points against Maine. It marked the first time the Irish had six double-digit scorers since Jan. 14, 2003 (vs. DePaul).

• Three Notre Dame players (Abromaitis, Hansbrough and Scott) all have scored 20-plus points in a game this season. Hansbrough has accomplished the feat a team-best nine times. Abromaitis has scored 20-plus points seven times, while Scott has done it twice.

SCOTT PROVIDES A SPARK

• Notre Dame is 16-2 this season when **Carleton Scott** is in the starting lineup.
• Scott had to leave the Syracuse contest (Jan. 1), a 70-58 loss, in the second half after suffering a hamstring injury. Notre Dame went 2-2 in the next four contests without his services. Scott returned to game action on Jan. 19 versus Cincinnati. After checking into that game at the 14:32 mark of the first half, the Irish proceeded to go on a 16-3 run to break open the tied contest.

• Scott returned to the starting lineup on Jan. 22 versus Marquette and notched his team-high fourth double-double of the season with 11 points and 10 rebounds. Scott then posted 16 points and nine rebounds in a 56-51 win at Pittsburgh.

CLAMPING DOWN

• Notre Dame has held 11 of its opponents to 40% or below shooting from the field. The Irish held California under 30% on Nov. 26.

• Notre Dame held Cincinnati to 19 first-half points on Jan. 19. That marked the third time this season that the Irish have held an opponent to fewer than 20 points in the opening stanza. Notre Dame held California to five points and Wisconsin to 19 in the first half of play in consecutive contests at the Old Spice Classic (Nov. 26 & 28).

PROTECTING THE BASKETBALL

• The Irish have had fewer than 10 turnovers in a game eight times this season (four times in BIG EAST play), including in each of the past two games (nine each vs. DePaul and Rutgers). Notre Dame had a season-low seven turnovers versus Marquette on Jan. 22.

• Notre Dame boasts a 1.51 assist-to-turnover ratio. The Fighting Irish rank seventh nationally in that category. The Irish have registered 380 assists on its 555 made field goals this season (.685). The Fighting Irish average just 11.0 turnovers per game, which is the 10th-best mark in the country.

• Notre Dame has notched at least 20 assists in a game six times this season. The Irish had a season-high 29 assists (on 34 made field goals) versus Chicago State (Nov. 17). Notre Dame is 19th nationally in assists per game (16.6).

• Senior guard **Ben Hansbrough** leads the Irish with 93 assists (4.0 apg). Freshman point guard **Eric Atkins** is second with 81 (3.5 apg). Atkins has a team-best 2.79 assist-to-turnover ratio, which ranks 13th nationally and first in the BIG EAST.

DYNAMIC DUO

• **Ben Hansbrough** has reached double-figures in points a team-high 21 times this season (out of 23 games), while **Tim Abromaitis** has netted double-digits 19 times.

• Hansbrough has led the Irish in scoring a team-best 13 times this season, while Abromaitis has done so on six occasions.

• Hansbrough has scored 20-plus points a team-best nine times this season, while Abromaitis has done so on seven occasions.



Number of Games Led Irish in This Season ...
(Career figure in parenthesis)

Tim Abromaitis

Points 6 (13)
Rebounds 9 (12)
Assists 2 (4)
Blocks 2 (7)
Steals 7 (11)

Eric Atkins

Points 2 (2)
Assists 7 (7)
Steals 7 (7)

Mike Broghammer

Blocks 2 (2)
Steals 0 (1)

Joey Brooks

Rebounds 1 (1)
Steals 2 (4)

Jack Cooley

Blocks 8 (9)
Steals 2 (2)

Ben Hansbrough

Points 13 (18)
Rebounds 1 (4)
Assists 8 (22)
Blocks 1 (5)
Steals 10 (23)

Scott Martin

Rebounds 4 (4)
Assists 1 (1)
Blocks 2 (2)
Steals 1 (1)

Tyrone Nash

Points 1 (1)
Rebounds 5 (10)
Assists 6 (13)
Blocks 8 (23)
Steals 3 (14)

Carleton Scott

Points 3 (3)
Rebounds 8 (14)
Assists 4 (5)
Blocks 15 (37)
Steals 5 (9)

Number of Games This Season With ...
(Career figure in parenthesis)

Six Double-Figure Scorers 1
Five Double-Figure Scorers 4
Four Double-Figure Scorers 9

Double-Figure Points

Ben Hansbrough 21 (70, 44 at ND)
Tim Abromaitis 19 (47)
Scott Martin 14 (27, 14 at ND)
Carleton Scott 13 (17)
Tyrone Nash 11 (25)
Eric Atkins 7 (7)
Jack Cooley 2 (2)
Joey Brooks 0 (1)

30-Plus Points

Tim Abromaitis 0 (2)

20-Plus Points

Ben Hansbrough 9 (16, 12 at ND)
Tim Abromaitis 7 (16)
Carleton Scott 2 (2)

10-Plus Rebounds

Carleton Scott 5 (9)
Tyrone Nash 3 (6)
Tim Abromaitis 3 (4)
Scott Martin 1 (1, 1 at ND)
Ben Hansbrough 0 (1, 1 at ND)

10-Plus Assists

Ben Hansbrough 0 (2, 2 at ND)

Double-Doubles

Carleton Scott 5 (8)
Tyrone Nash 3 (4)
Tim Abromaitis 2 (3)
Scott Martin 1 (1, 1 at ND)
Ben Hansbrough 0 (2, 2 at ND)

CONSISTENCY FROM CARLETON

- Senior forward **Carleton Scott** notched his team-high fifth double-double of the season on Sunday versus Rutgers with 12 points and 11 rebounds. He also blocked three shots.
- Despite missing four games with a hamstring injury, Scott has been one of Notre Dame's top performers this season. Scott has scored in double-figures 13 times this season (out of 19 games played).
- Scott is 13-for-13 from the free throw line in BIG EAST play. Overall this season, he is shooting 90.7% (39-43) from the charity stripe, which ranks second among all BIG EAST players.
- Scott's five made three-pointers at Pittsburgh (Jan. 24) were a career-high total. He dished out a career-high six assists versus UMBC (Dec. 22).
- His 20-point effort against Stony Brook (Dec. 19) was Scott's second straight game - and second of his career - with 20 or more points. He netted a career-high 23 points versus Gonzaga on Dec. 11.
- His perfect 8-8 performance from the field against Stony Brook ranks in a tie for third all-time in program history for most made field goals in a game without a miss. He was 4-4 from three-point range versus the Seawolves.

BLOCK PARTY

- Senior forward **Carleton Scott** has a team-best 33 blocked shots this season (1.7 per game).
- Scott has blocked two or more shots in a game 11 times this season. Scott tied a career-high total with a season-high four blocked shots against Indiana State (Nov. 30).

MARTIN MAKING AN IMPACT

- **Scott Martin** has reached double-figures in points in five straight games and in 11 of the last 12 games overall. He has registered double-figures 14 times overall this season.
- Martin notched his first career double-double versus Marquette (Jan. 10) as he tallied 10 points and a career-high 11 rebounds. He has led the Irish in rebounding four times this season.
- He has netted a season-high 15 points three times (Maine, Indiana State, UMBC). Those were his highest point outputs since he netted a career-high 17 points against Missouri State during his freshman season at Purdue.
- Martin did not play in 2008-09 due to NCAA transfer rules and he missed all of last season with an ACL injury.

A IS FOR ABROMAITIS

- **Tim Abromaitis** has scored in double figures in 19 of 23 games this season. He has reached double-figures in the past two games after not doing so in the two games before that.
- Abromaitis' point (14.0) and rebound (6.4) averages rank second on the team.
- He has scored in double-figures in 25 out of 29 BIG EAST regular-season games over the past two seasons.
- Abromaitis has two double-doubles this season. He has grabbed a career-high 11 rebounds twice this season (California and UMBC).

PERFORMING IN THE POST

- Notre Dame is 11-0 this season when senior forward **Tyrone Nash** scores at least 10 points.
- Nash has scored in double-figures in three of the last five games.
- Nash has led the Irish in assists six times this season. He has registered five or more assists in a game four times this season, including a career-high seven versus Chicago State (Nov. 17).
- Nash's 61 assists (2.7 apg) rank third among all Notre Dame players. His 133 rebounds (5.8 rpg) rank second on the team, while he has a team-best 54 offensive rebounds.
- Nash has produced three double-doubles this season.

VETERAN PRESENCE

- Seniors **Tim Abromaitis** (F), **Ben Hansbrough** (G), **Scott Martin** (G), **Tyrone Nash** (F) and **Carleton Scott** (F) have combined for 109 of a possible 115 starts this season. Notre Dame is 15-2 when that quintet starts. Nash, Abromaitis and Hansbrough have started all 23 games this season, while Martin has 22 starts. Scott started the first 14 contests of the season before suffering a hamstring injury versus Syracuse (Jan. 1). He returned to the starting lineup on Jan. 22 versus Marquette. Scott has 18 starts this season. Notre Dame's game-by-game starters are listed on page 11 of this notes packet.



Spreading the Wealth

Notre Dame has had at least five players score in double-figures in the same game five times this season. The Irish are 5-0 in those contests. Here's the breakdown of those performances:

Six Double-Digit Scorers

Maine - W, 97-72 (Nov. 22)

Abromaitis (26), Martin (15), Nash (13), Cooley (13), Scott (11), Hansbrough (11)

Five Double-Digit Scorers

Chicago State - W, 102-62 (Nov. 17)

Hansbrough (22), Abromaitis (21), Scott (17), Atkins (12), Nash (11)

Indiana State - W, 81-72 (Nov. 30)

Hansbrough (24), Nash (16), Martin (15), Abromaitis (13), Scott (11)

Cincinnati - W, 66-58 (Jan. 19)

Nash (13), Hansbrough (13), Abromaitis (12), Atkins (11), Martin (11)

Marquette - W, 80-75 (Jan. 22)

Hansbrough (28), Nash (13), Atkins (12), Scott (11), Martin (10)

Taking Care Of The Basketball

Under Irish head coach Mike Brey, Notre Dame always has been a team that has had a high number of assists and very few turnovers. Here's a look at the Irish under Brey:

	FGs	Assts	TOs	Asst/Bskt	Asst/TO
2000-01	814	527	434	.647	1.21
2001-02	934	629	435	.673	1.45
2002-03	917	558	446	.609	1.25
2003-04	766	434	329	.567	1.32
2004-05	671	415	341	.618	1.22
2005-06	772	468	364	.606	1.29
2006-07	869	552	414	.635	1.33
2007-08	914	608	429	.665	1.42
2008-09	988	601	343	.608	1.75
2009-10	918	585	362	.637	1.62
2010-11	555	380	252	.685	1.51

Irish On The Road Under Brey

	Away	Neutral	Overall
2010-11	2-3	3-1	5-4
2009-10	3-6	3-3	6-9
2008-09	3-8	3-4	6-12
2007-08	5-4	3-4	8-8
2006-07	3-5	3-3	6-8
2005-06	4-7	0-2	4-9
2004-05	4-6	0-1	4-7
2003-04	6-5	2-1	8-6
2002-03	4-5	6-3	10-8
2001-02	8-4	5-3	13-7
2000-01	6-4	2-2	8-6
Totals	48-57	30-27	78-84
	(.457)	(.526)	(.481)

IRONMEN

• **Tim Abromaitis**, **Ben Hansbrough** and **Tyrone Nash** all have played in the past 58 contests. Nash and Hansbrough both have started all 58 of those contests. Overall, Nash has played in a team-best 73 straight contests. The last game he did not play in was at Cincinnati on Feb. 4, 2009.

JACK ATTACK

• Sophomore forward **Jack Cooley** is an efficient 33-54 (.611) from the field this season.
 • Cooley scored a career-high 13 points on 6-7 shooting from the field against Maine on Nov. 22. It was the second double-digit scoring output this season for Cooley, who netted a then career-high 11 points versus Georgia Southern in the season opener.

ROOKIE ON A ROLL

• Freshman point guard **Eric Atkins** boasts a team-best 2.79 assist-to-turnover ratio, which ranks 13th nationally and first in the BIG EAST. He is second on the team with 81 assists (3.5 apg).
 • Over the past four games, Atkins has compiled 12 assists and just two turnovers in 88 minutes of play.
 • The rookie has dished out five-plus assists in a game seven times this season, including a six-assist effort on Sunday versus Rutgers. He dished out a career-high seven assists versus St. John's on Jan. 16. Atkins has led the Irish in assists seven times this season.
 • He has scored in double-figures seven times this season. Versus Marquette on Jan. 10, Atkins scored a career-high - and team-best - 15 points.

HOME COURT ADVANTAGE

• The Fighting Irish are 14-0 at Purcell Pavilion at the Joyce Center this season. The Irish have won 16 straight games at home. Notre Dame has won 83 of its last 89 (.933) home games and is 37-5 (.881) in its last 42 BIG EAST home contests.
 • Notre Dame is averaging 82.4 points per game in its 14 home games this season, while the Irish average 61.6 points in their five true road games, all BIG EAST contests. Notre Dame is averaging 73.3 points per game in its six BIG EAST home games.

ROLLING TO VICTORY ON THE ROAD

• Thursday's 25-point victory (83-58) at DePaul was Notre Dame's first win of 20 or more points in BIG EAST play since a 33-point home victory (90-57) over Louisville during the 2008-09 campaign. It was Notre Dame's second-largest road victory in BIG EAST play. The Irish won by 26 points (95-69) at Seton Hall during the 2007-08 season.

PITT-STOPPED

Notre Dame's win over then second-ranked Pittsburgh on Jan. 24, produced several noteworthy items as the Irish recorded their third win over a top-10 foe this season:

- The win was the highest-ranked opponent a Notre Dame team under **Mike Brey** had beaten on the road in a true road game.
- The victory was the first in a true road game over a top-five team for a Notre Dame team since a 75-70 win over No. 2 Connecticut on Jan. 2, 2000.
- The win matched the highest-ranked opponent an Irish squad had beaten during the Brey era. On Dec. 8, 2002, Notre Dame defeated No. 2 Texas in the championship game of the BB&T Classic in Washington, D.C., 98-92.
- Notre Dame had been winless (0-5) at the Petersen Events Center prior to victory and it marked just the 12th loss ever for a Pittsburgh team in 157 games at the PEC. The victory also snapped the Panthers' 20-game home win streak as Pittsburgh suffered just its 11th loss ever at the PEC in BIG EAST play.
- It was the first win for an Irish team at Pittsburgh since a 56-53 victory on Jan. 12, 2002. It was Notre Dame's third straight victory over the Panthers, its longest win streak since the Irish joined the BIG EAST Conference in 1995-96.
- The Irish held the Panthers to their lowest scoring output of the season (51 points) in their first BIG EAST loss of the 2010-11 campaign.
- **Ben Hansbrough** outscored the Pittsburgh 13-12 in the final 9:22 of the contest as he netted 15 of his game-high 19 points in the second half.

COMING BACK

• The Irish have had to use comebacks in their recent wins over Pittsburgh (Jan. 24) and Marquette (Jan. 22). The Fighting Irish were down by nine points (45-36) at halftime to Marquette and came back to win 80-75. Against Pittsburgh, the Irish trailed by five points (28-23) at the intermission and prevailed 56-51.



2010-11 Mike Brey Radio Show

The Mike Brey Radio Show is broadcast live from Legends on the campus of the University of Notre Dame. on Thursday nights at 7:00 pm during the basketball season. Irish fans can join head coach Mike Brey as well as Irish players for an in-depth look inside Notre Dame basketball. Notre Dame Men's Basketball Network play-by-play announcer Jack Nolan hosts the show which can be heard locally on NewsTalk 960 WSBT- AM and worldwide on www.und.com. The show will re-air on Friday nights on College Sports Nation on Sirius Radio (122) and XM (143).

Schedule

Show #1	Thursday, December 2
Show #2	Thursday, December 9
Show #3	Thursday, December 16
Show #4	Thursday, December 30
Show #5	Thursday, January 6
Show #6	Thursday, January 13
Show #7	Thursday, January 20
Show #8	Thursday, January 27
Show #9	Monday, February 7
Show #10	Thursday, February 17
Show #11	Thursday, February 24
Show #12	Thursday, March 3

2010-11 BIG EAST Teleconferences

(Contact the BIG EAST Conference for teleconference number information)

Jan. 6, Jan. 20, Feb. 3 and Feb. 17

11:00 a.m.	Buzz Williams, Marquette
11:08 a.m.	Bob Huggins, West Virginia
11:16 a.m.	Keno Davis, Providence
11:24 a.m.	Jim Calhoun, Connecticut
11:32 a.m.	Steve Lavin, St. John's
11:40 a.m.	Jamie Dixon, Pittsburgh
11:48 a.m.	Kevin Willard, Seton Hall
11:56 a.m.	John Thompson III, Georgetown

Jan. 13, Jan. 27, Feb. 10 and Feb. 24

11:00 a.m.	Jay Wright, Villanova
11:08 a.m.	Stan Heath, USF
11:16 a.m.	Mike Brey, Notre Dame
11:24 a.m.	Mike Rice, Rutgers
11:32 a.m.	Oliver Purnell, DePaul
11:40 a.m.	Mick Cronin, Cincinnati
11:48 a.m.	Jim Boeheim, Syracuse
11:56 a.m.	Rick Pitino, Louisville

2010-11 Notre Dame Basketball Radio Affiliates

Notre Dame Sports Properties originates the Notre Dame Radio Network which includes: WSBT AM 960 (South Bend, Ind.); WLS AM 890 (Chicago, Ill.); WXNT-AM 1430 in Indianapolis, Ind.; WNUY-FM 100.1 (Fort Wayne, Ind.); WRSW ESPN 1480 AM (Warsaw, Ind.); WEFM FM 95.9 (Michigan City, Ind.); WLUV-AM 1520 (Rockford, Ill.); WVIL-FM 101.3 (Jacksonville/Peoria, Ill.); WJLS-AM 560 (Beckley, W.Va.); WKKX-AM 1600 (Wheeling, W.Va.); SIRIUS Satellite (159) and XM Radio (117); and worldwide on www.und.com.

- Notre Dame is 3-3 this season when trailing at halftime. The Fighting Irish overcame 12-point halftime deficit (37-25) to defeat Georgia in double-overtime, 89-83, at the Old Spice Classic (Nov. 25).
- Arguably Notre Dame's top comeback of the season occurred during the title game of the Old Spice Classic. Notre Dame trailed Wisconsin 43-32 with 9:21 left in regulation, yet the Fighting Irish finished the game on a 26-8 run to claim the 58-51 victory. Included in that stretch was a 15-0 run for the Irish.

LOOKING AT THE NUMBERS

- Notre Dame has scored less than 60 points in its four losses this season. The Irish are 3-4 this season when scoring fewer than 60 points. The Irish are averaging 56.8 points per game in the four setbacks and 78.8 points in their 19 victories.
- The Irish are surrendering 62.5 points per game in their wins and they are allowing 73.2 points per game in their losses.

WINNING WAYS

- Notre Dame is 25-6 (.806) in its last 31 games dating back to last season. Following a double-overtime loss to Louisville (91-89) in Freedom Hall on Feb. 17, 2010, the Irish won their final four regular-season games in 2009-10 (Pittsburgh, Georgetown, Connecticut and Marquette) and won two games in the BIG EAST Tournament (Seton Hall and Pittsburgh) before losing to West Virginia in the conference championship semifinals and to Old Dominion in the first round of the 2010 NCAA Tournament.

BREY REACHES BIG EAST MILESTONE

- Notre Dame head coach **Mike Brey** notched his 100th BIG EAST regular-season victory with the 73-70 win over Connecticut on Jan. 4. Brey is the sixth coach in BIG EAST Conference history with 100 regular-season league wins. Brey's Irish teams are 106-71 (.599) all-time in regular-season BIG EAST play.

ELDER STATESMAN

- **Mike Brey** is in his 11th season along the Irish sidelines. He is the third-longest tenured coach in the BIG EAST, behind only Jim Boeheim of Syracuse and Jim Calhoun of Connecticut. Brey stands sixth all-time in career BIG EAST victories (both regular-season and tournament) with his 112-81 (.580) mark. He is one of eight coaches in BIG EAST history to record 100 conference wins.

BIG EAST All-Time Winningest Coaches By Victories

(Includes conference regular-season and championship games)

1. Jim Boeheim, Syracuse	378-208 (.645)
2. Jim Calhoun, Connecticut	295-167 (.639)
3. John Thompson, Georgetown	231-123 (.653)
4. Lou Carnesecca, St. John's	139-80 (.635)
5. Rollie Massimino, Villanova	123-92 (.572)
6. Mike Brey, Notre Dame	112-81 (.580)
7. Jay Wright, Villanova	105-72 (.593)
8. Jamie Dixon, Pittsburgh	104-42 (.712)

FIRST HALF FLURRY

- Notre Dame opponents are averaging just 28.7 points in the first half of play this season, while the Irish are averaging 36.8 points during the first stanza.
- The Fighting Irish have scored 40-plus points in the first half of play nine times this season (once in BIG EAST play).
- Notre Dame is 16-0 this season when leading at the intermission.
- In the first half of their four losses, the Irish have been outscored by just 13 points combined (133-120). Notre Dame has been outscored by 53 points (160-107) in the second half of its four setbacks.

LIVING LARGE AT THE LINE

- The Fighting Irish have 98 more made free throws than their opponents have attempts from the charity stripe. The Fighting Irish are 443-602 (.736) from the free throw line this season, which ranks third among all BIG EAST teams. Irish opponents are 247-345 (.716) from the line.
- The Irish are 17-0 this season when making more free throws than their opponent.
- The Irish have made 20 or more free throws 11 times this season. Notre Dame made a season-high 30 free throws, on 43 attempts, versus Georgia, a double-overtime Irish victory.
- Against Maine, Notre Dame shot a season-best 92.6% from the free throw line (25-27). The Fighting Irish also shot above 90% from the charity stripe against Stony Brook as they connected on 11 of 12 shots (91.7%).



2010-11 BIG EAST Preseason Coaches' Poll

	Pts.
1. Pittsburgh (12)	222
2. Villanova (1)	208
3. Syracuse (2)	187
4. Georgetown	173
5. West Virginia	164
6. St. John's (1)	145
7. NOTRE DAME	123
8. Louisville	121
Marquette	121
10. Connecticut	113
11. Seton Hall	104
12. Cincinnati	91
13. USF	54
14. Providence	36
15. Rutgers	32
16. DePaul	26

*First-place votes in parentheses

BIG EAST Preseason Player of the Year

Austin Freeman, Georgetown, Sr., G

BIG EAST Preseason Rookie of the Year

Fab Melo, Syracuse

Preseason All-BIG EAST First Team

Austin Freeman, Georgetown, Sr., G
Kemba Walker, Connecticut, Jr., G
Ashton Gibbs, Pittsburgh, Jr., G
Jeremy Hazell, Seton Hall, Sr., G
Corey Fisher, Villanova, Sr., G
Kevin Jones, West Virginia, Jr., F

Preseason All-BIG EAST Second Team

Chris Wright, Georgetown, Sr., G
Jimmy Butler, Marquette, Sr., F
Tim Abromaitis, Notre Dame, Sr., F
D.J. Kennedy, St. John's, Sr., G/F
Kris Joseph, Syracuse, Jr., F

Preseason All-BIG EAST Honorable Mention

Yancy Gates, Cincinnati, Sr., F
Darius Johnson-Odom, Marquette, Jr., G
Rick Jackson, Syracuse, Sr., F

Free-Throw Shooting in Final Five Minutes and Overtime:

Tim Abromaitis	13-17 (.765)
Eric Atkins	15-21 (.714)
Mike Broghammer	0-0 (.000)
Joey Brooks	4-8 (.500)
Jack Cooley	1-4 (.250)
Alex Dragicevich	4-4 (1.000)
Jerian Grant	0-0 (.000)
Ben Hansbrough	44-51 (.863)
Tom Knight	1-1 (1.000)
Tom Kopko	0-0 (.000)
Scott Martin	16-28 (.571)
Tyrone Nash	17-26 (.654)
Carleton Scott	7-8 (.875)
Total	122-168 (.726)
Opponents	79-103 (.767)

HITTING THE GLASS

• Notre Dame boasts a +4.9 rebound margin this season. The Irish have a +7.5 margin in their 19 wins, while they are -7.2 in their four losses. The Fighting Irish have held the advantage on the glass in 16 of their 19 wins. Notre Dame has been out-rebounded in all four of its losses.

• **Tim Abromaitis** has a team-best 148 rebounds (6.4 rpg), while **Carleton Scott** is averaging a team-high 6.6 rebounds per game. **Tyrone Nash** leads the team with 54 offensive rebounds.

DRAINING FROM DEEP

• The Fighting Irish are 171-455 (.376) from three-point range this season. That mark ranks third among all BIG EAST teams. Notre Dame has hit 10 or more three pointers in a game five times this season, all wins. The Irish are 152-380 (.400) from three-point range in their 19 wins and they are 19-75 (.253) in the four losses.

• Notre Dame's season-high mark for made three-pointers was 12 versus both Chicago State (Nov. 17) and Maine (Nov. 22).

• **Ben Hansbrough** is shooting at a team-best 41.4% clip (103-125) from beyond the arc this season.

397 AND COUNTING

• Heading into the Louisville contest, Notre Dame has made at least one three-pointer in 397 straight contests dating back to the 1998-99 campaign. The Fighting Irish have made at least one three pointer during every game of the Mike Brey era. The last time an Irish team failed to hit a three-pointer in a game was in a 101-70 loss to Connecticut at the Hartford Civic Center on Jan. 12, 1999. Notre Dame finished 0-7 from beyond the arc in that contest. In 2008-09, the Irish set a single-season three-point record with 319.

IRISH FUN FACT UNDER BREY

• Notre Dame teams under **Mike Brey** have always ranked among the best teams in the nation and BIG EAST in assists and three-point shooting. In 11 seasons with Brey on the sidelines, Notre Dame is 70-9 when Irish teams have 20 or more assists and are 71-28 when making 10 or more three-pointers.

PASSING THE TEST

• Notre Dame has recorded a perfect score of 100 percent in each of the last three Graduation Success Rate (GSR) figures released in 2008, 2009 and 2010 and is one of just 12 schools to earn a perfect 100 percent score in each of the last three years. The 11 other schools include Binghamton, Charleston Southern, Coastal Carolina, Colgate, Holy Cross, Davidson, Loyola of Maryland, North Carolina-Wilmington, Utah State, Wake Forest and Western Kentucky.

• In the recent set of GSR scores released in the fall, Notre Dame had the highest percentage of sports with 100 percent scores (for the fifth time in six years) among the 120 Football Bowl Subdivision institutions, with a .863 figure (19 of 22).

STARTING STRONG

• This season and the 2006-07 campaign are the only two seasons during Notre Dame's BIG EAST era that the Irish suffered just one regular-season non-conference loss.

• Notre Dame's loss to Kentucky on Dec. 8 was the latest calendar date the Irish had suffered their first setback of the season since the 1979-80 campaign. Notre Dame started that season 7-0 before suffering its first loss to Kentucky (86-80) on Dec. 29, 1979.

• Notre Dame's 8-0 start this season was the fifth in program history and the best ever for the Irish under head coach Mike Brey. It also matched the longest win streak for an Irish team coached by Brey. Notre Dame's last eight-game win streak came during Brey's first season when his 2000-01 squad rattled off eight straight BIG EAST conference regular-season victories.

OLD SPICE CHAMPIONS

• Notre Dame won the Old Spice Classic in Orlando, Fla. (Nov. 25-28) by capturing wins over Georgia (89-83 in 2ot), California (57-44) and Wisconsin (58-51). It marked the first three-game in-season tournament victory for the Fighting Irish since winning the 2001 Hawaii-Pacific Thanksgiving Classic in Honolulu, Hawaii as the Irish defeated Hawaii-Pacific (98-58), Tennessee-Chattanooga (97-84) and Monmouth (85-48). Notre Dame also won the 2002 BB&T Classic in Washington, DC with wins over Maryland (79-67) and Texas (98-92).

• Notre Dame has played in an in-season tournament in each of the past five seasons and eight times during the Mike Brey era. Notre Dame is 18-6 all-time under Brey in in-season tournaments.



Irish In The NCAA Rankings
(as of Feb. 6)

TEAM

Assist-To-Turnover Ratio

7. 1.51
(National Leader: Wisconsin, 1.78)

Turnovers Per Game

10. 11.0
(National Leader: Wisconsin, 7.8)

Winning Percentage

16. .826
(National Leader: Ohio State, 1.000)

Assists Per Game

19. 16.5
(National Leader: Duquesne, 18.9)

Scoring Margin

30. +10.6
(National Leader: Duke, +20.0)

INDIVIDUAL

Assist-To-Turnover Ratio

13. Eric Atkins, 2.79
(National Leader:
Jordan Taylor, Wisconsin, 3.88)

Hitting The Century Mark

Notre Dame has scored at least 100 points 13 times during the Mike Brey era. Most recently, the Fighting Irish deposited 102 points on Nov. 17 versus Chicago State. Here are Notre Dame's 100-point outputs during Brey's tenure.

Date	Opponent	Result
11/18/00	Sacred Heart	W, 104-58
11/22/00	Loyola (Chicago)	W, 107-68
2/9/02	at Georgetown (4ot)	W, 116-111
12/14/02	DePaul	W, 102-71
1/25/03	at Boston College (ot)	W, 101-96
2/18/06	at Seton Hall	W, 102-91
12/28/06	Rider	W, 101-51
1/30/07	at Syracuse	W, 103-91
12/8/07	Northern Illinois	W, 108-62
12/2/08	South Dakota	W, 102-76
2/21/09	at Providence	W, 103-84
12/22/09	Bucknell	W, 101-69
11/17/10	Chicago State	W, 102-62

- In the Old Spice Classic, the Irish held California and Wisconsin to five and 19 points, respectively, in the first half of play.
- Notre Dame held California (16-61) and Wisconsin (20-57) to a combined 36-118 (.305) from the field during the final two games of the Old Spice Classic.
- Notre Dame out-rebounded Wisconsin 43-28 in the title game of the tournament.
- Notre Dame held a decisive free throw advantage in all three games of the tournament. The Irish made 20 more free throws than both Georgia (30-10) and California (26-6). Notre Dame made 16 more free throws (20-4) than Wisconsin in the title game.
- Senior forward **Tim Abromaitis** was named the MVP of the Old Spice Classic as he averaged 14.0 ppg. and 8.7 rpg. during the three-game run. Fellow senior forward **Carleton Scott** also was named to the all-tournament team. Scott was the only Irish player to reach double figures in points during every game of the event.

BIG EAST TEAMS FIND SUCCESS IN PRESEASON TOURNAMENTS

- Notre Dame won the Old Spice Classic and was one of six BIG EAST teams to come away with an in-season tournament title during the month of November.

Champions

Notre Dame – Old Spice Classic

Connecticut – EA Sports Maui Invitational

Pittsburgh – 2K Sports Classic

Syracuse – Legends Classic

Georgetown – Charleston Classic

St. John's – Great Alaska Shootout

Runner-Up

Villanova – Preseason NIT Tip-Off

West Virginia – Puerto Rico Tip-Off

HANSBROUGH HITS 1,000 CAREER POINTS

- Senior guard **Ben Hansbrough** posted 20 points in the season opener against Georgia Southern (Nov. 12). With his 12th point of the contest, Hansbrough reached the 1,000th point mark for his career that spans two playing seasons at Mississippi State (2006-08) and one at Notre Dame (2009-10).

POSTSEASON STRETCH

- Notre Dame has earned appearances in the postseason in each of the last 11 years, which marks the longest stretch in school history. The Irish have been to the NCAA Tournament on six occasions and the National Invitation Tournament (NIT) five times during this current stretch. Under head coach **Mike Brey**, Notre Dame has played in the NCAAs six times and NIT four times.

BIG EAST FORMULA FOR SUCCESS

- Since his arrival at Notre Dame, head coach **Mike Brey** has led the Irish to a 106-71 (.599) record in BIG EAST regular-season games and a 6-10 mark in tournament play for an overall record of 112-81 (.580) against league foes. Brey's Irish teams have won 10 or more conference regular-season games in six of his 10 seasons. Prior to his arrival at Notre Dame, Irish teams had just a 35-53 (.398) regular-season record from 1995-2000.

BIG EAST TURNAROUND

- During head coach **Mike Brey's** tenure, Irish teams have only had two losing seasons in BIG EAST play — 6-10 in 2005-06 and 8-10 in 2008-09. Since the 2005-06 campaign when the Irish finished 6-10 after beginning the BIG EAST regular-season with a 1-8 record, Notre Dame has gone 56-32 (.636) over the last 88 regular-season contests. In addition to Notre Dame, only four other BIG EAST teams have had records of .500 or better eight or more times — Pittsburgh and Syracuse (nine times) and Notre Dame, Connecticut and Villanova (eight times).

LIGHTS, CAMERA, ACTION

- More than half of the 144 regular-season BIG EAST Conference men's basketball games will be seen on national television during the 2010-11 season, once again giving BIG EAST teams unprecedented exposure on the nation's leading television outlets. In total, 73 of the regular-season contests will be on national television — either on CBS Sports, ESPN, ESPN2 or ESPNU. This will mark the fourth straight season in which all 144 regular-season league games will be televised.



Notre Dame's Record in 2010-11 when ...

Played at the Purcell Pavilion.....	14-0
Played on the road.....	2-3
Played at a neutral site.....	3-1
BIG EAST Conference record (all games).....	8-3
Non-conference record.....	11-1
Leading at halftime.....	16-0
Trailing at halftime.....	3-3
Tied at halftime.....	0-1
Playing an overtime game.....	1-0
Shoots .500 or better.....	7-0
Shoots .500 or less.....	12-4
Opponents shoots .500 or less.....	18-3
Shoots better than opponent.....	16-0
Shoots worse than opponent.....	3-4
Shoots same as opponent.....	0-0
Makes more free throws than opponent.....	17-0
Makes less free throws than opponent.....	1-4
Same number of free throws.....	1-0
Outrebounded opponents.....	16-0
Outrebounded by opponent.....	2-4
Same number of rebounds.....	1-0
Has more turnovers than opponent.....	8-4
Has fewer turnovers than opponent.....	9-0
Has same number of turnovers.....	2-0
Bench outcores opponent's bench.....	4-1
Outscored by opponent's bench.....	14-3
Bench points are the same.....	1-0
Plays a ranked opponent.....	4-2
Makes 10 or more three-pointers.....	5-0
No Notre Dame player fouls out.....	16-3
One Notre Dame player fouls out.....	3-1
Two or more Notre Dame players foul out.....	0-0
Wears White Uniforms.....	11-0
Wears Blue Uniforms.....	3-4
Wears Gold Uniforms.....	5-0
Wears Black Uniforms.....	0-0
Plays in an In-Season Tournament.....	3-0
Plays on Television.....	13-4
Plays in November.....	8-0
Plays in December.....	4-1
Plays in January.....	5-3
Plays in February.....	2-0
Plays in March.....	0-0
Plays in Day Games.....	3-2
Plays in Night Games.....	16-2
Plays on Sundays.....	4-1
Plays on Mondays.....	2-1
Plays on Tuesdays.....	2-0
Plays on Wednesdays.....	4-1
Plays on Thursdays.....	2-0
Plays on Fridays.....	2-0
Plays on Saturdays.....	3-1
Final Margin is 5 points or less.....	4-0
Final Margin is 6-10 points.....	5-0
Final Margin is 11-20 points.....	3-4
Final Margin is 20-plus points.....	7-0
Has a player score 20-plus points.....	14-1
Has a player score 30-plus points.....	0-0
Scores 59 points or less.....	3-4
Scores 60-69 points.....	2-0
Scores 70-79 points.....	4-0
Scores 80-89 points.....	6-0
Scores 90-plus points.....	4-0

106 YEARS AND STRONG

• The 2010-11 campaign marks the 106th season of basketball at Notre Dame and the 16th season as a member of the BIG EAST Conference. Notre Dame teams have posted a 1693-924 record for a .647 winning percentage. In 15 seasons as a member of the BIG EAST, the Irish own a 141-124 (.532) record all-time in conference regular-season play.

THE CAPTAINS

• Seniors **Tim Abromaitis**, **Ben Hansbrough**, **Tyrone Nash** and **Carleton Scott** will serve as captains during the 2010-11 season. All four are captains for the first time in their careers.

BASKETBALL BLOODLINES

• This year's Notre Dame roster features several players with some strong basketball bloodlines:

• **Tim Abromaitis** - His father, Jim, played basketball at the University of Connecticut (1975-80) and was drafted by the New Jersey Nets. His brother, Jason, played basketball at Yale (2003-07).

• **Mike Broghammer** - His uncle, Christian Laettner, played professional basketball for 13 seasons and was a member of the 1992 gold medal Dream Team. He played for Duke University (1988-92) and led the Blue Devils to national championships in 1991 and 1992.

• **Joey Brooks** - His father, Lott J. Brooks, III, played college basketball at Eckerd College (1974-78).

• **Jerian Grant** - His father, Harvey, played basketball at the University of Oklahoma (1986-88), and was the 12th pick overall in the 1988 NBA Draft and played from 1988-99 in the NBA. His uncle, Horace Grant, played at Clemson, and was the 10th overall pick in the NBA Draft by the Chicago Bulls. He is the owner of four NBA championship rings. His older brother, Jerai, is a senior on the Clemson basketball team, while a younger brother, Jerami is a junior on the DeMatha basketball team.

• **Ben Hansbrough** - His brother, Tyler, played basketball at the University of North Carolina (2005-09). A three-time All-American, he was the 2008 National Player of the Year and led the Tar Heels to the 2009 national championship. Currently, he is in his second season with the Indiana Pacers, and was the 13th pick overall in the 2009 NBA Draft.

• **Tom Knight** - His father, Karl, played basketball at Bowdoin (1976-80).

DEMATHA CONNECTION

• **Jerian Grant** is the first Irish basketball player from DeMatha High School to attend Notre Dame during the Mike Brey era. Brey played and coached at DeMatha and also is the alma mater of assistant coach Rod Balanis. Former Irish players who also played at DeMatha include Bob Whitmore (1967-69), Sid Catlett (1969-71) and Adrian Dantley (1974-76).

IRISH INK ONE FOR 2011

• **Pat Connaughton**, a 6-5, 195-pound swingman from Arlington, Mass., was the lone early-November 2011 signee for head coach Mike Brey. He is ranked 73rd nationally by Scout.com and 100th by ESPNU.

• A four-year starter at St. John's Prep in Danvers, Mass., Connaughton averaged 24.0 points and 17.9 rebounds in 2009-10 as he led St. John's to one of the best seasons in program history as the squad finished with a 21-3 mark. In addition, his squad won the Catholic Conference championship. His team was ranked seventh in the final Massachusetts state poll after making the school's first appearance since 1974 in the Division 1 state finals.

BREY SERVING AS CHAIRMAN OF THE NCAA MEN'S BASKETBALL RULES COMMITTEE

• **Mike Brey** was elected chair of the 2010-11 NCAA Men's Basketball Rules Committee in May 2010 and is serving his fourth year on the rules committee.

ADIDAS AND NOTRE DAME UNVEIL LIGHTEST, MOST TECHNOLOGICALLY ADVANCED COLLEGE BASKETBALL UNIFORMS

• This season Notre Dame is wearing the lightest and most technologically advanced college basketball uniforms ever. Designed and developed by adidas, the uniforms are 30 percent lighter and dry twice as fast as previous uniforms to help enhance the Fighting Irish's performance by keeping players cooler, drier and more comfortable on the court.

• Along with Notre Dame, 10 other schools will debut the new uniforms this season, including Cincinnati, Indiana, Kansas, Louisville, Michigan, Nebraska, North Carolina State, Tennessee, UCLA and Wisconsin.

• In addition to the NCAA teams wearing the new uniforms, all 30 NBA teams will wear Revolution 30 jerseys this season featuring similar adidas technology.



GAME-BY-GAME STARTING LINEUPS

Date	Opponent (Result)	Starting Lineup	No. of Times	Record With Lineup
11/12	Georgia Southern (W, 98-61)	Abromaitis-Hansbrough-Martin-Nash-Scott ^	1	1-0
11/14	Liberty (W, 72-51)	Abromaitis-Hansbrough-Martin-Nash-Scott	2	2-0
11/17	Chicago State (W, 102-62)	Abromaitis-Atkins-Hansbrough-Nash-Scott ^	1	1-0
11/22	Maine (W, 97-72)	Abromaitis-Hansbrough-Martin-Nash-Scott	3	3-0
11/25	Georgia (W, 89-83 2ot)	Abromaitis-Hansbrough-Martin-Nash-Scott	4	4-0
11/26	California (W, 57-44)	Abromaitis-Hansbrough-Martin-Nash-Scott	5	5-0
11/28	Wisconsin (W, 58-51)	Abromaitis-Hansbrough-Martin-Nash-Scott	6	6-0
11/30	Indiana State (W, 81-72)	Abromaitis-Hansbrough-Martin-Nash-Scott	7	7-0
12/8	Kentucky (L, 58-72)	Abromaitis-Hansbrough-Martin-Nash-Scott	8	7-1
12/11	Gonzaga (W, 83-79)	Abromaitis-Hansbrough-Martin-Nash-Scott	9	8-1
12/19	Stony Brook (W, 88-62)	Abromaitis-Hansbrough-Martin-Nash-Scott	10	9-1
12/22	UMBC (W, 93-53)	Abromaitis-Hansbrough-Martin-Nash-Scott	11	10-1
12/29	Georgetown (W, 69-55)	Abromaitis-Hansbrough-Martin-Nash-Scott	12	11-1
1/1	Syracuse (L, 58-70)	Abromaitis-Hansbrough-Martin-Nash-Scott	13	11-2
1/4	Connecticut (W, 73-70)	Abromaitis-Atkins-Hansbrough-Martin-Nash ^	1	1-0
1/8	St. John's (W, 76-61)	Abromaitis-Atkins-Hansbrough-Martin-Nash	2	2-0
1/10	Marquette (L, 57-79)	Abromaitis-Atkins-Hansbrough-Martin-Nash	3	2-1
1/16	St. John's (L, 54-72)	Abromaitis-Atkins-Hansbrough-Martin-Nash	4	2-2
1/19	Cincinnati (W, 66-58)	Abromaitis-Atkins-Hansbrough-Martin-Nash	5	3-2
1/22	Marquette (W, 80-75)	Abromaitis-Hansbrough-Martin-Nash-Scott	14	12-2
1/24	Pittsburgh (W, 56-51)	Abromaitis-Hansbrough-Martin-Nash-Scott	15	13-2
2/3	DePaul (W, 83-58)	Abromaitis-Hansbrough-Martin-Nash-Scott	16	14-2
2/6	Rutgers (W, 76-69)	Abromaitis-Hansbrough-Martin-Nash-Scott	17	15-2

^ - Indicates first time that lineup was used

IRISH THROUGH 23

Notre Dame's 19-4 start this season matches the best 23-game record for the Irish under head coach Mike Brey. The Irish also opened the 2002-03 campaign 19-4. Here are the top 23-game starts in Notre Dame history ...

Season	23-Game Record	Next Game	Final Record
1973-74	22-1	W	26-3
1935-36	20-2-1	W	22-2-1
1908-09	21-2	W	33-7
1933-34	20-3	L	20-4
1953-54	21-2	W	22-3
1936-37	20-3	(full season)	
1937-38	20-3	(full season)	
1978-79	20-3	W	24-6
1946-47	19-4	W	20-4
1952-53	19-4	L	19-5
1957-58	19-4	W	24-5
1975-76	19-4	W	23-6
1979-80	19-4	W	22-6
1980-81	19-4	W	23-6
2002-03	19-4	L	24-10
2010-11	19-4	???	???



Head Coach Mike Brey

2007 & 2008 BIG EAST Coach of the Year
Third Longest Tenured Coach in BIG EAST
Record at Notre Dame: 230-117 (.663)
Overall Record: 329-169 (.661)

- 24-year veteran of the college ranks...
 - University of Notre Dame (head coach)
2000-10 (11th season)
 - University of Delaware (head coach)
1995-2000 (five seasons)
 - Duke University (assistant coach)
1987-95 (nine seasons)

	Overall	BIG EAST (regular season)
2000-01	20-10	11-5 (1st place-West Division)
2001-02	22-11	10-6 (2nd place-West Division)
2002-03	24-10	10-6 (3rd place-West Division)
2003-04	19-13	9-7 (7th place)
2004-05	17-12	9-7 (6th place)
2005-06	16-14	6-10 (t11th place)
2006-07	24-8	11-5 (4th place)
2007-08	25-8	14-4 (t2nd place)
2008-09	21-15	8-10 (t9th place)
2009-10	23-12	10-8 (t7th place)
2010-11	19-4	8-3
	230-117 (.663)	106-71 (.599)

- Has guided eight of his 15 teams to NCAA tournament play; has led a team to postseason play 13 times (five NIT appearances)
- Has mentored two BIG EAST Player of the Year honorees — Troy Murphy (2001) and Luke Harangody (2008) — and nine first-team all-BIG EAST honorees
- Spent eight years as an assistant coach under Mike Krzyzewski at Duke and during that time the Blue Devils advanced to the Final Four six times and won national championships in both 1991 and '92
- Played at DeMatha High School under legendary coach Morgan Wootten and graduated from there in 1977. Also served as an assistant coach for Wootten from 1982-87
- Received DeMatha High School's Distinguished Alumnus Award in October 2003
- Awarded an honorary monogram by the Notre Dame Monogram Club in December of 2006 and inducted in University of Delaware Athletic Hall of Fame in November of 2007
- Recipient of 2003 Coaches vs. Cancer Champion Award in recognition of his fund-raising efforts for the Coaches vs. Cancer Program and a member of the CVC National Council
- Along with wife Tish received the Distinguished Service Award and the 2007 March of Dimes Franklin D. Roosevelt Award. The couple has raised nearly \$2 million for the South Bend/Michiana area



Mike Brey vs. Ranked Opponents:

Overall: 34-64

at Notre Dame: 34-58

(2010-11: 4-2; 2009-10: 4-4; 2008-09: 3-9; 2007-08: 2-6;
2006-07: 4-2; 2005-06: 1-7; 2004-05: 2-5; 2003-04: 2-8;
2002-03: 5-6; 2001-02: 3-6; 2000-01: 4-3)
at Delaware: 0-6

Mike Brey in Overtime Games at Notre Dame:

Overall: 6-7

at Georgetown (2/9/02)W, 116-111 (4 OT)
at Boston College (1/25/03) W, 101-96
vs. Georgetown (2/1/03) W, 93-92 (2OT)
at Pittsburgh (1/4/06) L, 97-100 (2OT)
vs. Georgetown (1/24/06) L, 82-85 (2OT)
at Louisville (2/4/06) L, 86-89
at Connecticut (2/21/06) L, 74-75
at Michigan (3/20/06) L, 84-87 (2OT)
vs. Providence (1/31/08)W, 81-74
at Louisville (1/12/09) L, 73-87
at Louisville (2/17/10) L, 89-91 (2OT)
at Marquette (3/6/10) W, 63-60
vs. Georgia (11/25/10)..... W, 89-83 (2OT)

Irish Record Under Brey In Games Decided By ...

1 point	11-11
2 points	6-11
3 points	15-16
4 points	4-6
5 points	7-7
6 points	11-5
7 points	17-7
8 points	6-10
9 points	7-4
10 points	12-6
11-15 points	46-22
16-20 points	27-9
21-30 points	26-3
31-40 points	25-0
41-50 points	10-0
50+points	0-0
Total	230-117



BIG EAST Coaching Percentage

Regular Season and BIG EAST Tournament

	W-L	Pct.	Yrs.	Tour.	Pct.
1. Jamie Dixon, Pittsburgh	104-42	.712	8	11-6	.647
2. John Thompson, Georgetown	231-123	.653	20	33-13	.717
3. Jim Boeheim, Syracuse	378-208	.645	32	45-26	.634
4. Jim Calhoun, Connecticut	295-167	.639	25	28-18	.609
5. Bob Huggins, West Virginia	47-27	.635	4	7-2	.778
Lou Carnesecca, St. John's	139-80	.635	13	12-11	.522
7. Rick Pitino, Providence/Louisville	88-51	.633	8	5-6	.455
8. John Thompson III, Georgetown	81-48	.628	7	11-5	.688
9. Mike Jarvis, St. John's	57-36	.613	5	7-4	.636
10. Buzz Williams, Marquette	31-20	.608	3	3-2	.600
11. Tom Crean, Marquette	34-22	.607	3	3-3	.500
12. Ben Howland, Pittsburgh	43-29	.597	4	8-3	.727
13. Jay Wright, Villanova	105-72	.593	10	8-9	.471
14. Mike Brey, Notre Dame	112-81	.580	11	6-10	.375
15. Rollie Massimino, Villanova	123-92	.572	12	13-12	.520

BIG EAST Coaching Wins

Regular Season and BIG EAST Tournament

	W-L	Pct.	Yrs.	Tour.	Pct.
1. Jim Boeheim, Syracuse	378-208	.645	32	45-26	.634
2. Jim Calhoun, Connecticut	295-167	.639	25	28-18	.609
3. John Thompson, Georgetown	231-123	.653	20	33-13	.717
4. Lou Carnesecca, St. John's	139-80	.635	13	12-11	.522
5. Rollie Massimino, Villanova	123-92	.572	12	13-12	.520
6. Mike Brey, Notre Dame	112-81	.580	11	6-10	.375
7. Jay Wright, Villanova	105-72	.593	10	8-9	.471
8. Jamie Dixon, Pittsburgh	104-42	.712	8	11-6	.647
9. Steve Lappas, Villanova	97-79	.551	9	10-8	.556
10. P.J. Carlesimo, Seton Hall	90-130	.409	9	13-10	.565

Bold indicates active BIG EAST head coach



**Notre Dame Last Time Win/Loss Versus Ranked
Opponent in Associated Press Poll**

	Date	Opponent (Location)	Score				
Win vs. #1	2-1-87	North Carolina (H)	60-58	Win vs. #20	1-15-98	West Virginia (A)	74-72
Loss vs. #1	11-26-08	(8) North Carolina (LC)!	87-102	Loss vs. #20	1-12-09	(12) Louisville (A)	73-87
Win vs. #2	1-24-11	Pittsburgh (A)	56-51	Win vs. #21	1-9-07	(22) West Virginia (H)	61-58
Loss vs. #2	2-28-09	Connecticut (A)	65-72	Loss vs. #21	3-22-08	(15) Washington St. (PC)\$	41-61
Win vs. #3	3-3-90	Missouri (H)	98-67	Win vs. #22	12-7-05	Alabama (A)	78-71
Loss vs. #3	1-27-10	Villanova (A)	90-72	Loss vs. #22	3-16-07	Winthrop (SA)\$	64-74
Win vs. #4	12-7-06	Alabama (H)	99-85	Win vs. #23	12-3-06	Maryland (VC)@	81-74
Loss vs. #4	2-7-04	Pittsburgh (H)	58-66	Loss vs. #23	3-8-06	Georgetown (MSG)*	63-67
Win vs. #5	2-12-09	Louisville (H)	90-57	Win vs. #24	NA		
Loss vs. #5	1-1-11	(15) Syracuse (A)	58-70	Loss vs. #24	3-5-05	Pittsburgh (H)	77-85
Win vs. #6	11-25-08	(8) Texas (LC)!	81-80	Win vs. #25	1-19-11	Cincinnati (H)	66-58
Loss vs. #6	1-6-03	(5) Pittsburgh (A)	55-72	Loss vs. #25	3-13-08	Marquette (MSG)*	79-89
Win vs. #7	2-2-82	San Francisco (H)	75-66	<i>Event/Location Notes</i>			
Loss vs. #7	3-12-10	West Virginia (MSG)*	51-53	\$ - NCAA Tournament			
Win vs. #8	1-4-11	(14) Connecticut (H)	73-70	* - BIG EAST Tournament			
Loss vs. #8	1-17-09	(12) Syracuse (A)	74-93	! - Maui Invitational			
Win vs. #9	12-29-10	(15) Georgetown (H)	69-55	^ - SEC/BIG EAST Invitational			
Loss vs. #9	3-9-07	(20) Georgetown (MSG)*	82-84	@ - BB&T Classic			
Win vs. #10	2-21-01	(18) Boston College (H)	76-75	(H) - Home			
Loss vs. #10	1-2-10	Connecticut (A)	70-82	(A) - Away			
Win vs. #11	2-27-10	Georgetown (A)	78-64	(LC) - Lahaina Civic Center (Maui)			
Loss vs. #11	3-2-09	Villanova (H)	60-77	(MCI) - MCI Center (Washington, D.C.)			
Win vs. #12	2-24-10	Pittsburgh (H)	68-53	(MSG) - Madison Square Garden (New York, N.Y.)			
Loss vs. #12	3-4-03	Syracuse (A)	88-92	(KC) - Kansas City, Mo.			
Win vs. #13	12-2-02	Marquette (H)	92-71	(D) - Dayton, Ohio			
Loss vs. #13	2-28-08	(17) Louisville (A)	85-90	(BFC) - Big Four Classic (Indianapolis, Ind.)			
Win vs. #14	12-5-87	Louisville (BFC)	69-54	(FH) - Freedom Hall (Louisville, Ky.)			
Loss vs. #14	3-18-01	(19) Mississippi (KC)\$	56-59	(PC) - Pepsi Center (Denver, Colo.)			
Win vs. #15	1-21-98	Syracuse (H)	83-63	(SA) - Spokane Arena (Spokane, Wash.)			
Loss vs. #15	2-7-09	UCLA (A)	63-89	(VC) - Verizon Center (Washington, D.C.)			
Win vs. #16	3-11-10	Pittsburgh (MSG)*	50-45	<i>Note - Number before opponent indicates Notre Dame's AP ranking at the time of the game</i>			
Loss vs. #16	1-18-03	(10) Kentucky (A)	73-88	<i>Bold italics</i> indicates result from this season			
Win vs. #17	3-7-70	(15) Ohio U. (D)\$	112-82				
Loss vs. #17	12-8-10	(23) Kentucky (FH)^	58-72				
Win vs. #18	1-26-08	Villanova (A)	90-80				
Loss vs. #18	2-12-05	Pittsburgh (A)	66-68				
Win vs. #19	1-30-05	Connecticut (H)	78-74				
Loss vs. #19	3-8-02	Connecticut (MSG)*	77-82				



NOTRE DAME RECORD BOOK WATCH LIST

CAREER

Three-Point Field Goals Made

1.	Colin Falls	2003-07	331
2.	Chris Thomas	2001-05	302
3.	Matt Carroll	1999-03	301
4.	Kyle McAlarney	2005-09	298
5.	David Graves	1998-02	259
6.	Ryan Hoover	1992-96	248
7.	Chris Quinn	2002-05	239
8.	Ryan Ayers	2005-09	170
9.	Martin Ingelsby	1997-01	167
10.	Russell Carter	2003-07	139
11.	Tim Abromaitis	2007-11	126
12.	Ben Hansbrough	2009-11	120
13.	Luke Zeller	2005-09	107
14.	Tory Jackson	2006-10	103
15.	Pat Garrity	1994-98	100
16.	Antoni Wyche	1995-99	93
17.	Elmer Bennett	1988-92	91
18.	Jordan Cornette	2001-05	74
19.	Joe Fredrick	1986-90	73
20.	Rob Kurz	2004-08	72

Three-Point Field Goals Attempted

1.	Chris Thomas	2001-05	833
2.	Colin Falls	2003-07	826
3.	Matt Carroll	2002-03	762
4.	Kyle McAlarney	2005-09	687
5.	Ryan Hoover	1992-96	680
6.	David Graves	1998-02	630
7.	Chris Quinn	2002-06	573
8.	Ryan Ayers	2005-09	401
9.	Martin Ingelsby	1997-01	394
10.	Russell Carter	2003-07	342
11.	Antoni Wyche	1995-99	333
12.	Tory Jackson	2006-10	320
13.	Tim Abromaitis	2007-11	310
14.	Luke Zeller	2005-09	297
15.	Ben Hansbrough	2009-11	290
16.	Pat Garrity	1994-98	279
17.	Elmer Bennett	1988-92	259
18.	Jordan Cornette	2001-05	245
19.	Troy Murphy	1998-01	191
20.	Pete Miller	1993-97	190

Three-Point Field Goal Percentage

Percentage (Min. 120 Attempted)

1.	Joe Fredrick	1986-90	.490
2.	Kyle McAlarney	2005-09	.434
3.	Ryan Ayers	2005-09	.424
	Martin Ingelsby	1997-01	.424
5.	Chris Quinn	2002-06	.417
6.	Ben Hansbrough	2009-11	.414
7.	David Graves	1998-02	.411
8.	Rob Kurz	2004-08	.409
9.	Tim Abromaitis	2007-11	.406
	David Rivers	1984-88	.406
	Russell Carter	2003-07	.406
12.	Colin Falls	2003-07	.401
13.	Keith Friel	1996-98	.397
14.	Matt Carroll	1999-03	.395
15.	Jamere Jackson	1987-90	.380
	Jonathan Peoples	2006-10	.377
	Carleton Scott	2008-11	.377
18.	Kevin Ellery	1988-91	.372
19.	Carl Cozen	1991-94	.370
20.	Ryan Hoover	1993-96	.365

Assists

1.	Chris Thomas	2001-05	833
2.	Tory Jackson	2006-10	694
3.	David Rivers	1984-88	586
4.	Tim Singleton	1987-91	549
5.	Martin Ingelsby	1997-01	526
6.	Elmer Bennett	1988-92	516
7.	Rich Branning	1976-80	466
8.	Chris Quinn	2002-06	428
9.	John Paxson	1979-83	411
10.	Jackie Meehan	1969-71	395
11.	Admore White	1993-97	390
12.	Jimmy Dillon	1996-00	387
13.	Kyle McAlarney	2005-09	376
14.	David Graves	1998-02	340
15.	Matt Carroll	1999-03	314
16.	Ryan Hoover	1992-96	264
17.	Ray Martin	1973-77	261
18.	Ben Hansbrough	2009-11	246
19.	Zach Hillesland	2005-09	234
20.	Dwight Clay	1972-75	229

Assist Average

1.	Chris Thomas	2001-05	6.5
2.	Doug Gottlieb	1995-96	5.7
3.	Jackie Meehan	1968-71	5.3
4.	Tory Jackson	2006-10	5.1
5.	David Rivers	1984-88	5.0
6.	Tim Singleton	1987-91	4.9
7.	Martin Ingelsby	1997-01	4.3
8.	Ben Hansbrough	2009-11	4.2
	Elmer Bennett	1988-92	4.2
10.	Rich Branning	1976-80	4.1
11.	John Paxson	1979-83	3.7
12.	Admore White	1993-97	3.6
13.	Chris Quinn	2002-06	3.5
	Eric Atkins	2010-11	3.5
15.	Kyle McAlarney	2005-09	3.4
16.	Joe Howard	1983-84	3.3
17.	Jimmy Dillon	1996-00	3.2
18.	Ray Martin	1973-77	2.9
19.	David Graves	1998-02	2.6
	Dwight Clay	1972-75	2.6
21.	Matt Carroll	1999-03	2.4
	Dan Miller	2002-03	2.4
	Ryan Hoover	1992-96	2.4
	Lamarr Justice	1991-95	2.4

Blocked Shots

1.	Jordan Cornette	2001-05	201
2.	LaPhonso Ellis	1988-92	200
3.	Ryan Humphrey	2000-02	166
4.	Torin Francis	2002-06	157
5.	Troy Murphy	1998-01	126
6.	Rob Kurz	2004-08	122
7.	Matt Gotsch	1993-97	97
8.	Luke Harangody	2006-10	95
9.	Phil Hickey	1995-99	84
10.	Tracy Jackson	1977-81	75
11.	Carleton Scott	2008-11	73
12.	Keith Tower	1988-92	65
	Ken Barlow	1982-86	65
14.	Pat Garrity	1994-98	64
15.	Marcus Young	1993-97	61
16.	Orlando Woolridge	1977-81	54
17.	Monty Williams	1989-94	50
18.	Harold Swanagan	1998-02	49
	Torrian Jones	2000-03	49
20.	Ryan Ayers	2005-09	47
--	Tyrone Nash	2007-11	37



Blocked Shots Average

1.	Ryan Humphrey	2000-02	2.8
2.	LaPhonso Ellis	1988-92	2.1
3.	Jordan Cornette	2001-04	1.6
4.	Torin Francis	2002-05	1.4
5.	Troy Murphy	1998-01	1.3
6.	Rob Kurz	2004-08	1.1
7.	Matt Gotsch	1993-97	1.0
	Carleton Scott	2008-11	1.0
9.	Phil Hickey	1995-99	0.8
10.	Tracy Jackson	1977-81	0.7
	Luke Harangody	2006-10	0.7
12.	Pat Garrity	1994-98	0.6
	Marcus Young	1993-97	0.6
	Monty Williams	1989-94	0.6
	Keith Tower	1988-92	0.6
16.	Ivan Kartelo	1999-01	0.5
	Malik Russell	1991-93	0.5
	Ken Barlow	1982-86	0.5
	Orlando Woolridge	1977-81	0.5
	Dennis Latimore	2004-05	0.5

Steals Average

1.	Chris Thomas	2001-04	1.9
2.	David Rivers	1984-88	1.7
3.	Tory Jackson	2006-10	1.6
	David Graves	1998-02	1.6
5.	Chris Quinn	2002-05	1.3
	Doug Gottlieb	1995-96	1.3
	Ryan Hoover	1992-96	1.3
	Tim Singleton	1987-91	1.3
	Bill Hanzlik	1976-80	1.3
10.	Troy Murphy	1998-01	1.2
	Elmer Bennett	1988-92	1.2
	John Paxson	1979-83	1.2
13.	Russell Carter	2003-07	1.1
	Martin Ingelsby	1997-01	1.1
	Jimmy Dillon	1996-00	1.1
	Derek Manner	1994-98	1.1
	Admore White	1993-97	1.1
	Joe Howard	1983-84	1.1
	Ben Hansbrough	2009-11	1.1
20.	Jordan Cornette	2001-05	1.0
	Adin McCann	1996-97	1.0
	Lamarr Justice	1991-95	1.0
	Monty Williams	1989-94	1.0
	Scott Hicks	1983-87	1.0

Games Played

20.	David Rivers	1984-88	118
--	Tyrone Nash	2007-11	107

SEASON

Three-Point Field Goal Percentage

(Min. 75 Attempted)

20.	David Rivers	.419
--	Ben Hansbrough	.414
--	Carleton Scott	.390
--	Tim Abromaitis	.389

Assists

20.	Martin Ingelsby	150
--	Ben Hansbrough	93
--	Eric Atkins	81

Blocked Shots

1.	Ryan Humphrey	2001-02	87
2.	LaPhonso Ellis	1991-92	86
3.	Ryan Humphrey	2000-01	79
4.	Jordan Cornette	2002-03	75
5.	Jordan Cornette	2003-04	63
6.	Torin Francis	2002-03	60
7.	Tracy Jackson	1980-81	59

8.	LaPhonso Ellis	1988-89	53
9.	Troy Murphy	2000-01	50
10.	Rob Kurz	2007-08	48
11.	Rob Kurz	2006-07	46
	Jordan Cornette	2004-05	46
13.	Matt Gotsch	1996-97	41
14.	Troy Murphy	1999-00	38
	Troy Murphy	1998-99	38
16.	Carleton Scott	2009-10	37
	LaPhonso Ellis	1989-90	37
18.	Torin Francis	2003-04	35
19.	Carleton Scott	2010-11	33
20.	Four tied		31

Blocked Shots Average

1.	Ryan Humphrey	2001-02	2.8
2.	Ryan Humphrey	2000-01	2.7
3.	LaPhonso Ellis	1991-92	2.6
4.	Jordan Cornette	2002-02	2.2
5.	Tracy Jackson	1980-81	2.1
6.	Jordan Cornette	2003-04	2.0
	LaPhonso Ellis	1989-90	2.0
8.	Torin Francis	2003-04	1.8
	Torin Francis	2002-03	1.8
10.	Troy Murphy	2000-01	1.7
	LaPhonso Ellis	1989-90	1.7
	Carleton Scott	2010-11	1.7
13.	Jordan Cornette	2004-05	1.6
	LaPhonso Ellis	1990-91	1.6
15.	Rob Kurz	2007-08	1.5
	Rob Kurz	2006-07	1.5
	Matt Gotsch	1996-97	1.5
18.	Rob Kurz	2006-07	1.4
	Troy Murphy	1998-99	1.4
20.	Orlando Woolridge	1979-80	1.2

Steal Average

20.	Tim Singleton	1.6
--	Ben Hansbrough	1.2

Free Throw Percentage

(Min. 75 Attempted)

19.	Chris Thomas	2003-04	.826
	Matt Carroll	2001-02	.826
	Adrian Dantley	1973-74	.826
	Austin Carr	1969-70	.826
	George Restovich	1965-66	.826
--	Ben Hansbrough	2010-11	.824

INDIVIDUAL RECORDS BY CLASS

Highest Free Throw Percentage

(Minimum 75 Attempted)

As a Senior

Name	Season	FTM-A	Pct.	
1.	Chris Thomas	2004-05	98-110	.891
2.	Chris Quinn	2005-06	95-109	.872
3.	Rob Kurz	2007-08	122-143	.853
4.	John McCarthy	1957-58	132-156	.846
5.	Matt Carroll	2002-03	135-160	.844
--	Ben Hansbrough	2010-11	103-125	.824

Highest Block Average%

As a Senior

Name	Season	BPG	
1.	Ryan Humphrey	2001-02	2.8
2.	LaPhonso Ellis	1991-92	2.6
3.	Tracy Jackson	1980-81	2.1
4.	Carleton Scott	2010-11	1.7
5.	Jordan Cornette	2004-05	1.6
6.	Matt Gotsch	1996-97	1.5
	Rob Kurz	2007-08	1.5

Bold indicates current player



Notre Dame Highs and Lows Under Mike Brey

Notre Dame – Team Game Highs (1st Half)

Points 62 vs. Loyola-Chicago (11/22/00)
..... 62 vs. Georgia Southern (11/12/10)*
Field Goals Made 24 vs. IPFW (11/10/06)*
..... 24 vs. Syracuse (1/30/07)
Field Goals Attempted 43 vs. New Hampshire (11/16/01)*
..... 43 vs. Syracuse (1/30/07)
Field Goal Percentage 75.0% (18-24) vs. West Virginia (1/9/10)*
3 PT Field Goals Made 14 vs. South Dakota (12/2/08)*
3 PT Field Goals Attempted 23 vs. South Dakota (12/2/08)*
3 PT Field Goals Percentage ..85.7% (6-7) vs. West Virginia (1/9/10)*
Free Throws Made 18 vs. Liberty (11/22/09)*
..... 18 vs. Maine (11/22/10)*
Free Throws Attempted 24 vs. Liberty (11/22/09)*
Free Throw Percentage 100.0% on 18 occasions
Total Rebounds 32 vs. Chicago State (11/17/10)*
Offensive Rebounds 15 vs. Savannah State (12/22/08)*
Defensive Rebounds 24 vs. Northern Illinois (12/8/07)*
Assists 19 vs. Canisius (12/19/00)*
Steals 12 vs. New Hampshire (11/16/01)*
Blocked Shots 13 vs. Belmont (11/17/02)*
Turnovers 14 vs. Monmouth (11/16/07)
..... 14 vs. St. John's (1/16/11)
Fouls 13 vs. St. John's (1/16/11)

Notre Dame – Team Game Highs (2nd Half)

Points 68 vs. Georgetown (4OT) (2/9/02)
Field Goals Made 24 vs. Pittsburgh (1/4/06)
Field Goals Attempted 63 vs. Georgetown (4OT) (2/9/02)
Field Goal Percentage 72.0% vs. Lafayette (11/14/06)
3 PT Field Goals Made 11 vs. St. John's (3/6/04)
..... 11 vs. North Carolina (11/26/08)
3 PT Field Goals Attempted 24 vs. Pittsburgh (1/4/06)
3 PT Field Goals Percentage . 75.0% (6-8) vs. Connecticut (2/21/05)
Free Throws Made 27 vs. Seton Hall (2/18/06)
Free Throws Attempted 32 vs. California (11/26/10)
Free Throw Percentage 100.0% on six occasions
Total Rebounds 34 vs. Seton Hall (1/8/01)
Offensive Rebounds 15 vs. Army (12/19/04)*
Defensive Rebounds 25 vs. Sacred Heart (11/18/00)*
Assists 16 vs. Army (12/19/04)*
..... 16 vs. Maine (11/22/10)*
Steals 14 vs. New Hampshire (11/16/01)*
Blocked Shots 6 vs. Belmont (11/17/02)*
..... 6 vs. IUPUI (12/9/09)*
Turnovers 13 vs. Niagara (12/21/05)*
..... 13 vs. Marquette (1/12/08)
Fouls 26 vs. Pittsburgh (1/4/06)

Notre Dame – Team Game Highs (Total)

Points 116 vs. Georgetown (4OT) (2/9/02)
Field Goals Made 42 vs. Canisius (12/19/00)*
Field Goals Attempted 94 vs. Georgetown (4OT) (2/9/02)
Field Goal Percentage 66.7% (34-51) vs. Pittsburgh (1/30/02)*
3 PT Field Goals Made 19 vs. South Dakota (12/2/08)*#
3 PT Field Goals Attempted 44 vs. Canisius (12/22/00)
3 PT Field Goals Percentage 72.7% (16-22) vs. Loyola Chicago
(11/22/00)*#
Free Throws Made 33 vs. Seton Hall (2/18/06)
Free Throws Attempted 45 vs. Columbia (12/23/05)*
Free Throw Percentage 100% (5-5) vs. Illinois (3/22/03)
..... 100% (19-19) vs. Villanova (1/8/05)*#
Total Rebounds 64 vs. Georgetown (4OT) (2/9/02)
Offensive Rebounds 24 vs. Seton Hall (1/8/01)
Defensive Rebounds 41 vs. Northern Illinois (12/8/07)*
Assists 32 vs. Canisius (12/19/00)*#
Steals 26 vs. New Hampshire (11/16/01)*#
Blocked Shots 19 vs. Belmont (12/17/02)*#
Turnovers 24 vs. Marquette (1/12/08)
Fouls 32 vs. Pittsburgh (1/4/06)

Notre Dame – Team Game Lows (1st Half)

Points 17 vs. Connecticut (3/3/10)*
Field Goals Made 4 vs. St. John's (1/16/11)
Field Goals Attempted 14 vs. St. John's (1/16/11)
Field Goal Percentage 18.8% (6-32) vs. Connecticut (2/21/04)
3 PT Field Goals Made 0 vs. West Virginia (1/7/04)
..... 0 vs. California (11/26/10)
3 PT Field Goals Attempted 4 vs. St. Louis (11/28/09)
3 PT Field Goals Percentage 0.0% on three occasions
Free Throws Made 0 on ten occasions
Free Throws Attempted 0 on seven occasions
Free Throw Percentage 0.0% on ten occasions
Total Rebounds 9 vs. UCF (12/6/09)*
..... 9 vs. Pittsburgh (3/11/10)
Offensive Rebounds 0 vs. West Virginia (1/9/10)*
Defensive Rebounds 6 vs. Louisville (2/17/10)
Assists 1 vs. Villanova (1/27/07)*
Steals 0 on seven occasions
Blocked Shots 0 on 32 occasions
Turnovers 0 vs. DePaul (1/23/10)*
Fouls 0 vs. Samford (12/30/04)*

Notre Dame – Team Game Lows (2nd Half)

Points 18 vs. Pittsburgh (3/11/10)
Field Goals Made 5 vs. West Virginia (1/9/10)*
..... 5 vs. Pittsburgh (3/11/10)
Field Goals Attempted 13 vs. Pittsburgh (3/11/10)
Field Goal Percentage 21.4% (6-28) vs. Harvard (11/19/04)*
3 PT Field Goals Made 0 on four occasions
3 PT Field Goals Attempted 2 vs. Rutgers (2/6/11)*
3 PT Field Goals Percentage ... 0.0% (0-6) vs. Providence (1/31/08)*
..... 0.0% (0-2) vs. Rutgers (2/6/11)*
Free Throws Made 0 vs. Pittsburgh (1/12/04)
..... 0 vs. Indiana (11/24/08)
..... 0 vs. Old Dominion (3/18/10)
Free Throws Attempted 0 vs. Old Dominion (11/24/08)
..... 0 vs. Old Dominion (3/18/10)
Free Throw Percentage 0.0% on four occasions
Total Rebounds 7 vs. Rutgers (3/1/03)
Offensive Rebounds 2 on four occasions
Defensive Rebounds 4 vs. Rutgers (3/1/03)
Assists 0 vs. Harvard (11/19/04)
Steals 0 on 10 occasions
Blocked Shots 0 on 27 occasions
Turnovers 0 vs. West Virginia (3/10/04)
Fouls 3 on three occasions

Notre Dame – Team Game Lows (Total)

Points 41 vs. Washington State (3/22/08)
Field Goals Made 13 vs. Rutgers (3/1/03)
..... 13 vs. Washington State (3/22/08)
Field Goals Attempted 34 vs. Pittsburgh (3/11/10)
Field Goal Percentage 24.5% (13-53) vs. Washington State (3/22/08)
3 PT Field Goals Made 1 vs. Pittsburgh (2/3/01)
..... 1 vs. California (11/26/10)
3 PT Field Goals Attempted 8 vs. Pittsburgh (2/3/01)
3 PT Field Goals Percentage ... 5.0% (1-20) vs. California (11/26/10)
Free Throws Made 1 vs. Connecticut (2/28/09)
Free Throws Attempted 3 vs. Old Dominion (3/18/10)
Free Throw Percentage 20.0% (1-5) vs. Connecticut (2/28/09)
Total Rebounds 21 vs. Rutgers (3/1/03)
Offensive Rebounds 3 vs. DePaul (12/14/02)*
Defensive Rebounds 14 vs. DePaul (12/11/04)*
Assists 6 vs. Mississippi (3/18/01)
Steals 1 on four occasions
Blocked Shots 0 on seven occasions
Turnovers 2 vs. DePaul (1/23/10)*
Fouls 6 on three occasions

* Indicates game played at the Purcell Pavilion, Notre Dame, Ind.

Indicates school record



Opponent Highs and Lows Under Mike Brey

Opponent – Team Game Highs (1st Half)

Points	53, Arizona (3/27/03)
Field Goals Made	23, Arizona (3/27/03)
Field Goals Attempted	44, Georgetown (3/4/01)*
Field Goal Percentage	61.5% (16-26), UCF (12/6/09)*
3 PT Field Goals Made	9, Syracuse (1/22/11)*
3 PT Field Goals Attempted	9, Lehigh (11/27/06)*
3 PT Field Goal Percentage	19, Syracuse (1/11/06)*
Free Throws Made	81.8% (9-11), Lehigh (11/26/06)*
Free Throws Attempted	14, Sacred Heart (11/18/00)*
Free Throw Percentage	19, Sacred Heart (11/18/00)*
Total Rebounds	100.0%, on 21 occasions
Offensive Rebounds	33, Connecticut (2/21/04)
Defensive Rebounds	16, Northern Illinois (11/24/03)*
Assists	21, on six occasions
Steals	15, Seton Hall (2/11/10)
Blocked Shots	9, Miami (Fla.) (2/23/02)
Turnovers	9, Marquette (1/12/08)
Fouls	10, Connecticut (2/21/04)
	16, Loyola (Chicago) (11/22/00)*
	16, on four occasions

Opponent – Team Game Highs (2nd Half)

Points	68, Georgetown (4 OT) (2/9/02)
Field Goals Made	21, Syracuse (2/24/08)*
Field Goals Attempted	49, Syracuse (2/24/08)*
Field Goal Percentage	68.2% (15-22), American (12/21/03)*
3 PT Field Goals Made	9, Texas (12/8/02)
3 PT Field Goals Attempted	9, West Virginia (1/9/10)*
3 PT Field Goal Percentage	22, Tennessee Tech (12/17/00)*
Free Throws Made	100.0% (3-3), Seton Hall (2/5/03)
Free Throws Attempted	24, Pittsburgh (2 OT) (1/4/06)
Free Throw Percentage	39, Pittsburgh (2 OT) (1/4/06)
Total Rebounds	100.0% on seven occasions
Offensive Rebounds	38, Georgetown (4 OT) (2/9/02)
Defensive Rebounds	16, Syracuse (2/24/08)*
Assists	27, Georgetown (4 OT) (2/9/02)
Steals	19, Pittsburgh (2 OT) (1/4/06)
Blocked Shots	9, on two occasions
Turnovers	11, Georgetown (4 OT) (2/9/02)
Fouls	15, New Hampshire (11/16/01)*
	20, Seton Hall (2/18/06)
	20, Rutgers (2/6/11)

Opponent – Team Game Highs (Total)

Points	111, Georgetown (4 OT) (2/9/02)
Field Goals Made	41, Syracuse (3/4/03)*
Field Goals Attempted	82, Syracuse (2/24/08)*
Field Goal Percentage	63.0% (29-46), American (12/21/03)*
3 PT Field Goals Made	14, Texas (12/7/02)
3 PT Field Goals Attempted	14, Lehigh (11/27/06)*
3 PT Field Goal Percentage	37, West Virginia (1/9/10)*
Free Throws Made	73.7% (14-19), Lehigh (11/27/06)*
Free Throws Attempted	35, Louisville (2OT) (2/17/10)
Free Throw Percentage (min. 8 att.)	46, Pittsburgh (2 OT) (1/4/06)
Total Rebounds	100%, Savannah State (8-8) (12/22/08)*
Offensive Rebounds	59, Connecticut (2/21/04)
Defensive Rebounds	27, Loyola (Chicago) (11/22/00)*
Assists	42, Connecticut (1/24/09)*
Steals	30, Pittsburgh (2 OT) (1/4/06)
Blocked Shots	13, Niagara (12/21/05)*
Turnovers	19, Connecticut (OT) (2/21/06)
Fouls	30, New Hampshire (11/16/01)*
	31, Columbia (12/23/05)*

Opponent – Team Game Lows (1st Half)

Points	5, California (11/26/10)
Field Goals Made	2, California (11/26/10)
Field Goals Attempted	18, Georgetown (2/27/10)
Field Goal Percentage	8.0% (2-25), California (11/26/10)
3 PT Field Goals Made	0, on 12 occasions
3 PT Field Goals Attempted	2, Georgetown (2/9/02)
3 PT Field Goal Percentage	0.0%, on 12 occasions
Free Throws Made	0, on 28 occasions
Free Throws Attempted	0, on 15 occasions
Free Throw Percentage	0.0%, on 28 occasions
Total Rebounds	7, Georgetown (2/27/10)
Offensive Rebounds	7, Maine (11/22/10)*
Defensive Rebounds	0, Lafayette (11/14/06)
Assists	5, on three occasions
Steals	1, California (11/26/10)
Blocked Shots	0, on 12 occasions
Turnovers	0, on 32 occasions
Fouls	1, on four occasions
	1, Pittsburgh (2/12/05)
	1, DePaul (12/31/08)
	1, West Virginia (3/12/10)

Opponent – Team Game Lows (2nd Half)

Points	8, Monmouth (11/16/07)
Field Goals Made	3, Monmouth (11/16/07)
Field Goals Attempted	19, Old Dominion (3/18/10)
Field Goal Percentage	13.0% (3-23), Monmouth (11/16/07)
3 PT Field Goals Made	0, on 11 occasions
3 PT Field Goals Attempted	3, on seven occasions
3 PT Field Goal Percentage	0.0% on 11 occasions
Free Throws Made	0, Monmouth (1/25/01)
Free Throws Attempted	0, West Virginia (1/9/10)*
Free Throw Percentage	1, Monmouth (1/25/01)
Total Rebounds	1, West Virginia (1/9/10)*
Offensive Rebounds	0, Kentucky (3/25/09)*
Defensive Rebounds	0, Marquette (3/6/10)
Assists	3, Virginia Tech (2/22/03)*
Steals	3, Marquette (1/22/11)*
Blocked Shots	1, UAB (3/17/09)*
Turnovers	1, Pittsburgh (3/11/10)
Fouls	0, on seven occasions
	0, on 23 occasions
	0, West Virginia (3/10/04)
	0, Pittsburgh (1/31/09)
	4, on four occasions

Opponent – Team Game Lows (Total)

Points	33, Monmouth (11/16/07)
Field Goals Made	12, Bucknell (11/22/02)*
Field Goals Attempted	35, Rutgers (3/1/03)
Field Goal Percentage	21.1% (12-57), Bucknell (11/22/02)*
3 PT Field Goals Made	1, on five occasions
3 PT Field Goals Attempted	7, Seton Hall (2/5/03)
3 PT Field Goal Percentage	5.9% (1-17), Cincinnati (1/24/00)
Free Throws Made	0, Charleston Southern (11/26/04)*
Free Throws Attempted	0, Charleston Southern (11/26/04)*
Free Throw Percentage	0.0% (0-0), Charleston Southern (11/26/04)*
Total Rebounds	19, Winston-Salem St. (11/29/06)*
Offensive Rebounds	3, Army (12/19/04)*
Defensive Rebounds	3, West Virginia (2/1/06)
Assists	12, Georgetown (2/27/10)
Steals	12, Marquette (1/22/11)*
Blocked Shots	5, Bucknell (11/22/02)*
Turnovers	1, on three occasions
Fouls	0, on 11 occasions
	3, Marquette, (1/26/09)*
	7, Connecticut (1/24/09)*
	7, Connecticut (2/28/09)

* - Indicates games played at Purcell Pavilion, Notre Dame, Ind.



Notre Dame Highs and Lows in a BIG EAST Game

Notre Dame – BIG EAST Team Game Highs (1st Half)

Points	61 vs. Syracuse (1/30/07)
Field Goals Made	24 vs. Syracuse (1/30/07)
Field Goals Attempted	43 vs. Syracuse (1/30/07)
Field Goal Percentage	75.0% (18-24) vs. West Virginia (1/9/10)*
3 PT Field Goals Made	11 vs. Pittsburgh (1/31/09)
3 PT Field Goals Attempted	11 vs. Providence (2/21/09)
3 PT Field Goals Percentage	85.7% (6-7) vs. West Virginia (1/9/10)*
Free Throws Made	13 vs. Seton Hall (2/11/10)
Free Throws Attempted	19 vs. Villanova (1/27/10)
Free Throw Percentage	100.0% on 12 occasions
Total Rebounds	29 vs. Connecticut (1/5/08)
Offensive Rebounds	14 vs. Providence (2/19/05)
Defensive Rebounds	23 vs. Louisville (2/12/09)*
Assists	17 vs. West Virginia (1/9/10)*
Steals	7 on four occasions
Blocked Shots	7 vs. Connecticut (2/9/04)*
	7 vs. West Virginia (1/19/05)
Turnovers	14 vs. St. John's (1/16/11)
Fouls	13 vs. St. John's (1/16/11)

Notre Dame – BIG EAST Team Game Highs (2nd Half)

Points	68 vs. Georgetown (4OT) (2/9/02)
Field Goals Made	24 vs. Pittsburgh (1/4/06)
Field Goals Attempted	63 vs. Georgetown (4OT) (2/9/02)
Field Goal Percentage	71.4% vs. Georgetown (2/27/10)
3 PT Field Goals Made	11 vs. St. John's (3/6/04)
3 PT Field Goals Attempted	24 vs. Pittsburgh (1/4/06)
3 PT Field Goals Percentage	71.4% (6-8) vs. Connecticut (2/21/05)
Free Throws Made	27 vs. Seton Hall (2/18/06)
Free Throws Attempted	30 vs. Seton Hall (2/18/06)
Free Throw Percentage	100.0% on three occasions
Total Rebounds	34 vs. Seton Hall (1/8/01)
Offensive Rebounds	18 vs. Seton Hall (1/8/01)
Defensive Rebounds	27 vs. Georgetown (3/4/04)*
Assists	14 vs. Cincinnati (1/15/08)*
Steals	6 vs. Villanova (1/17/07)
Blocked Shots	5 vs. Georgetown (2/27/10)
Turnovers	13 vs. Marquette (1/12/08)
Fouls	26 vs. Pittsburgh (1/4/06)

Notre Dame – BIG EAST Team Game Highs (Total)

Points	116 vs. Georgetown (4OT) (2/9/02)
Field Goals Made	41 vs. Georgetown (4OT) (2/9/02)
Field Goals Attempted	94 vs. Georgetown (4OT) (2/9/02)
Field Goal Percentage	66.7% (34-51) vs. Pittsburgh (1/30/02)*
3 PT Field Goals Made	17 vs. St. John's (3/6/04)#
	17 vs. Louisville (2/4/06)#
3 PT Field Goals Attempted	36 vs. Pittsburgh (1/4/06)
3 PT Field Goals Percentage	61.9% (13-21) vs. Providence (1/14/06)*
Free Throws Made	34 vs. Cincinnati (1/15/08)*
Free Throws Attempted	42 vs. Cincinnati (1/15/08)*
Free Throw Percentage	100.0% (19-19) vs. Villanova (1/14/03)#*
Total Rebounds	64 vs. Georgetown (4OT) (2/9/02)
Offensive Rebounds	24 vs. Seton Hall (1/8/01)
Defensive Rebounds	35 vs. Louisville (2/12/09)*
Assists	25 vs. Cincinnati (2/4/10)*
Steals	10 on six occasions
Blocked Shots	9 vs. Connecticut (2/9/04)*
Turnovers	26 vs. Pittsburgh (2/8/00)
Fouls	32 vs. Pittsburgh (1/4/06)

*Indicates game played at the Purcell Pavilion, Notre Dame, Ind.

#Indicates school record

Notre Dame – BIG EAST Team Game Lows (1st Half)

Points	17 vs. Connecticut (3/3/10)*
Field Goals Made	4 vs. St. John's (1/16/11)
Field Goals Attempted	14 vs. St. John's (1/16/11)
Field Goal Percentage	18.8% (6-32) vs. Connecticut (2/21/04)
3 PT Field Goals Made	0 vs. West Virginia (1/7/04)
	0 vs. Connecticut (1/12/99)
3 PT Field Goals Attempted	5 on three occasions
3 PT Field Goals Percentage	8.3% (1-12) vs. Providence (1/21/03)
Free Throws Made	0 on nine occasions
Free Throws Attempted	0 on seven occasions
Free Throw Percentage	0.0% on nine occasions
Total Rebounds	9 vs. Pittsburgh (3/11/10)
Offensive Rebounds	0 on four occasions
Defensive Rebounds	6 vs. Louisville (2/17/10)
Assists	1 vs. Villanova (1/27/07)*
Steals	0 on six occasions
Blocked Shots	0 on 20 occasions
Turnovers	0 vs. DePaul (1/23/10)*
Fouls	2 vs. West Virginia (2/18/09)
	2 vs. Georgetown (2/27/10)

Notre Dame – BIG EAST Team Game Lows (2nd Half)

Points	18 vs. Pittsburgh (3/11/10)
Field Goals Made	5 vs. West Virginia (1/9/10)*
	5 vs. Pittsburgh (3/11/10)
Field Goals Attempted	13 vs. Pittsburgh (3/11/10)*
Field Goal Percentage	26.3% (5-19) vs. West Virginia (1/9/10)*
3 PT Field Goals Made	0 vs. Connecticut (1/12/99)
	0 vs. Providence (1/31/08)*
	0 vs. Rutgers (2/6/11)*
3 PT Field Goals Attempted	2 vs. Rutgers (2/6/11)*
3 PT Field Goals Percentage	0.0% (0-6) vs. Providence (1/31/08)*
	0.0% (0-2) vs. Rutgers (2/6/11)*
Free Throws Made	0 vs. Pittsburgh (1/12/04)
Free Throws Attempted	2 on four occasions
Free Throw Percentage	0.0% (0-2) vs. Pittsburgh (1/12/04)
Total Rebounds	7 vs. Rutgers (3/1/03)
Offensive Rebounds	2 vs. Connecticut (3/3/10)*
	2 vs. St. John's (1/8/11)*
Defensive Rebounds	4 vs. Rutgers (3/1/03)
Assists	2 on three occasions
Steals	0 on nine occasions
Blocked Shots	0 on 19 occasions
Turnovers	0 vs. West Virginia (3/10/04)
Fouls	3 vs. West Virginia (1/7/04)*
	3 vs. Pittsburgh (2/24/10)*

Notre Dame – BIG EAST Team Game Lows (Total)

Points	48 vs. Georgetown (1/7/06)
Field Goals Made	13 vs. Rutgers (3/1/03)
Field Goals Attempted	34 vs. Pittsburgh (3/11/10)
Field Goal Percentage	29.7% (19-64) vs. Connecticut (2/21/04)
3 PT Field Goals Made	0 vs. Connecticut (1/12/99)
3 PT Field Goals Attempted	6 vs. Seton Hall (2/6/99)
3 PT Field Goals Percentage	10.5% vs. Rutgers (2/14/02)
Free Throws Made	1 vs. Connecticut (2/28/09)
Free Throws Attempted	4 vs. Pittsburgh (3/8/01)
Free Throw Percentage	4 vs. Connecticut (1/24/09)*
Free Throw Percentage	20.0% (1-5) vs. Connecticut (2/28/09)
Total Rebounds	21 vs. Rutgers (3/1/03)
Offensive Rebounds	4 on three occasions
Defensive Rebounds	16 vs. Pittsburgh (1/24/11)
Assists	7 vs. Rutgers (3/1/03)
	7 vs. Pittsburgh (3/8/01)
Steals	1 vs. Marquette (1/26/09)*
	1 vs. Cincinnati (2/4/09)
Blocked Shots	0 on three occasions
Turnovers	2 vs. DePaul (1/23/10)*
Fouls	6 vs. West Virginia (1/7/04)*

*Indicates game played at the Purcell Pavilion, Notre Dame, Ind.

#Indicates school record



Opponent Highs and Lows in a BIG EAST Game

Opponent – BIG EAST Team Game High (1st Half)

Points	54, Connecticut (1/12/99)
Field Goals Made	22, Syracuse (3/4/03)*
Field Goals Attempted	44, Georgetown (3/4/01)*
Field Goal Percentage	65.2% (15-23), Providence (2/21/96)*
3 PT Field Goals Made	9 on three occasions
3 PT Field Goals Attempted	19, West Virginia (2/2/00)*
	19, Syracuse (1/11/06)*
3 PT Field Goals Percentage	100.0% (5-5), Connecticut (2/8/97)*
Free Throws Made	21, Connecticut (1/12/99)
Free Throws Attempted	23, Connecticut (1/12/99)
Free Throw Percentage	100.0% on 10 occasions
Total Rebounds	33, Connecticut (2/21/04)
Offensive Rebounds	14, Georgetown (3/8/03)
Defensive Rebounds	21, on three occasions
Assists	15, Seton Hall (2/11/10)
Steals	9, Marquette (1/12/08)
Blocked Shots	10, Connecticut (2/21/04)
Turnovers	14, Pittsburgh (1/6/03)
Fouls	15, Villanova (1/27/10)

Opponent – BIG EAST Team Game High (2nd Half)

Points	68, Georgetown (4OT) (2/9/02)
Field Goals Made	23, Georgetown (4OT) (2/9/02)
Field Goals Attempted	60, Georgetown (4OT) (2/9/02)
Field Goal Percentage	66.7% (20-30), Pittsburgh (3/5/05)*
3 PT Field Goals Made	9, Pittsburgh (1/29/97)
3 PT Field Goals Attempted	9, West Virginia (1/9/10)*
3 PT Field Goals Percentage	20, Miami (2/23/02)
3 PT Field Goals Percentage	83.3% (5-6), Boston College (3/1/97)
Free Throws Made	24, Pittsburgh (1/4/06)
Free Throws Attempted	39, Pittsburgh (1/4/06)
Free Throw Percentage	100.0% on three occasions
Total Rebounds	31, Syracuse (2/24/08)*
Offensive Rebounds	16, Syracuse (2/24/08)*
Defensive Rebounds	26, Connecticut (2/21/04)
Assists	19, Pittsburgh (1/4/06)
Steals	8, Marquette (1/12/08)
Blocked Shots	11, Georgetown (4 OT) (2/9/02)
Turnovers	10, Rutgers (1/31/04)
Fouls	20, Seton Hall (2/18/06)
	20, Rutgers (2/6/11)*

Opponent – BIG EAST Team Game High (Total)

Points	111, Georgetown (2/9/02)
Field Goals Made	41, Syracuse (3/4/03)*
Field Goals Attempted	87, Georgetown (1/7/97)
Field Goal Percentage	56.5% (34-60), Syracuse (1/17/04)*
3 PT Field Goals Made	14, Syracuse (1/16/00)
3 PT Field Goals Attempted	37, West Virginia (1/9/10)*
3 PT Field Goals Percentage	71.4% (5-7), Seton Hall (2/5/03)
Free Throws Made	35, Louisville (2OT) (2/10/10)
Free Throws Attempted	46, Pittsburgh (1/4/06)
Free Throw Percentage	94.4% (17-18), Miami (1/25/00)*
Total Rebounds	59, Connecticut (2/21/04)
Offensive Rebounds	32, Georgetown (1/7/97)
Defensive Rebounds	42, Connecticut (1/24/09)*
Assists	30, Pittsburgh (1/4/06)
Steals	24, Georgetown (2/10/99)*
Blocked Shots	19, Connecticut (OT) (2/21/06)
Turnovers	23, Villanova (1/6/02)*
Fouls	33, West Virginia (2/11/97)*

Opponent – BIG EAST Team Game Lows (1st Half)

Points	16, Georgetown (3/4/04)*
Field Goals Made	6, Georgetown (2/16/05)*
Field Goals Attempted	18, Georgetown (2/27/10)
Field Goal Percentage	20.7% (6-29), Pittsburgh (1/12/02)
3 PT Field Goals Made	0 on nine occasions
3 PT Field Goals Attempted	2, Georgetown (2/1/03)*
3 PT Field Goals Percentage	0.0% on nine occasions
Free Throws Made	0 on nine occasions
Free Throws Attempted	0, on five occasions
Free Throw Percentage	0.0% on nine occasions
Total Rebounds	7, Georgetown (2/27/10)
Offensive Rebounds	0, Virginia Tech (1/20/04)
Defensive Rebounds	5, Pittsburgh (2/24/10)*
Assists	2, USF (2/15/06)*
	2, Seton Hall (3/10/10)
Steals	0 on seven occasions
Blocked Shots	0 on 12 occasions
Turnovers	1 on three occasions*
Fouls	1, DePaul (12/31/08)
	1, West Virginia (3/12/10)

Opponent – BIG EAST Team Game Lows (2nd Half)

Points	16, Pittsburgh (3/11/10)*
Field Goals Made	5, West Virginia (1/9/02)
Field Goals Attempted	17, Boston College (1/9/96)
Field Goal Percentage	22.7%, West Virginia (1/9/02)
3 PT Field Goals Made	0, on three occasions
3 PT Field Goals Attempted	2, Connecticut (2/28/09)
3 PT Field Goals Percentage	0.0%, on three occasions
Free Throws Made	0, on three occasions
Free Throws Attempted	0, Pittsburgh (1/29/97)
	0, St. John's (1/23/07)
Free Throw Percentage	0.0% on three occasions
Total Rebounds	6, Marquette (3/6/10)
Offensive Rebounds	0, Marquette (3/6/10)
Defensive Rebounds	3, Virginia Tech (2/22/03)*
	3, Marquette (1/22/11)*
Assists	1, Pittsburgh (3/11/10)
Steals	0, on five occasions
Blocked Shots	0, on 12 occasions
Turnovers	0, West Virginia (3/10/04)
	0, Pittsburgh (1/31/09)
Fouls	2, Connecticut (2/21/05)

Opponent – BIG EAST Team Game Lows (Total)

Points	45, Pittsburgh (3/11/10)*
Field Goals Made	17 on three occasions
Field Goals Attempted	40, Syracuse (2/5/05)
Field Goal Percentage	28.1% (18-64), Georgetown (3/4/04)*
3 PT Field Goals Made	1, Georgetown (2/7/98)
	1, South Florida (2/15/06)*
3 PT Field Goals Attempted	7, Seton Hall (2/5/03)
3 PT Field Goals Percentage	9.5% (2-21), Seton Hall (2/6/99)
Free Throws Made	1, DePaul (2/2/08)*
	1, Rutgers (2/25/09)*
Free Throws Attempted	3, Connecticut (2/12/00)*
	3, DePaul (2/2/08)*
Free Throw Percentage	20.0% (1-5), Rutgers (2/25/09)*
Total Rebounds	20, Georgetown (2/27/10)
Offensive Rebounds	4, West Virginia (2/18/03)
Defensive Rebounds	12, Georgetown (2/27/10)
	12, Marquette (1/22/11)
Assists	6, Syracuse (2/5/05)
	6, Seton Hall (3/10/10)
Steals	1, Connecticut (3/11/04)
Blocked Shots	0 on four occasions
Turnovers	3, Marquette (1/26/09)*
Fouls	7, Connecticut (1/24/09)*
	7, Connecticut (2/28/09)

* Indicates game played at the Purcell Pavilion, Notre Dame, Ind.



The Last Time ...

Notre Dame recorded a ...

30-Point win was on 11/12/10 - ND 98, Georgia Southern 61 (37 points)*
40-Point win was on 12/22/10 - ND 93, UMBC 53 (40 points)*
50-Point win was on 12/28/06 - ND 101, Rider 51 (50 points)
30-Point loss was on 1/7/99 - ND 62, Villanova 93 (31 points)*

Notre Dame shot ...

60% on FGs was on 12/22/09 - 60.7% (37-61) vs. Bucknell (ND 101 - Bucknell 69)*
65% on FGs was on 1/30/02 - 66.7% (34-51) vs. Pittsburgh (ND 89 - Pittsburgh 76)*
90% on FTs was on 12/19/10 - 91.7% (11-12) vs. Stony Brook (ND 88 - Stony Brook 62)*

Notre Dame ...

Won 10 games in a row was from 11/24/07 thru 1/5/08 (10 straight)
Won 15 games in a row was from 12/31/53 thru 3/9/54 (18 straight)
Won 20 games in a row never
Lost 5 games in a row was from 1/12/09 thru 2/7/09 (7 straight)
Scored 100 points was on 11/17/10 (ND 102 - Chicago State 62)*
- Scored 100 points on the road was on 2/21/09 (ND 103 - Providence 84)
- Scored 100 points at a neutral site was on 3/12/78 (ND 100 - Houston 77) (NCAA First Round, Tulsa, OK)
- Scored 100 points and lost was on 3/20/71 (ND 106 - Houston 119) (NCAA Regional Semi-finals at Wichita, KS)
Allowed 100 points was on 11/26/08 vs. North Carolina (ND 87 - North Carolina 102)
Scored less than 50 points was on 3/22/08 vs. Washington State (ND 41 - Washington State 61)
Allowed less than 50 points was on 11/26/10 vs. California (ND 57 - California 44)
Played an Overtime Game was on 11/28/10 (2OT) vs. Georgia (ND 89 - Georgia 83)
- Played in a Multi-Overtime Game was on 11/28/10 (2OT) vs. Georgia (ND 89 - Georgia 83)
Won on a "last second" shot was on 3/19/09 vs. New Mexico (ND 70 - Pittsburgh 68 - Tory Jackson layup at 00:02)*
Had 5 double figure scorers was on 1/22/11 vs. Marquette (ND 80 - Marquette 75) Ben Hansbrough 28, Ty Nash 13, Eric Atkins 12, Carleton Scott 11, Scott Martin 10*
Had 6 double figure scorers was on 11/22/10 vs. Maine (ND 97 - Maine 72) Tim Abromaitis 26, Scott Martin 15, Ty Nash 13, Ben Hansbrough 11, Carleton Scott 11, Jack Cooley 13*
Had 7 double figure scorers never
Had two double-figure rebounders was on 11/26/10 vs. California (ND 57 - California 44) Carleton Scott 10, Tim Abromaitis 11
Had two players with double-doubles was on 1/23/10 vs. DePaul (ND 87 - DePaul 77) Luke Harangody (24 pts, 11 rebs), Ben Hansbrough (15 pts, 10 rebs), Tyrone Nash (13 pts, 10 rebs)*
Had three players with double-doubles ... was on 11/17/10 vs. Chicago State (ND 102 - Chicago State 62) Tim Abromaitis (21 pts, 10 rebs), Carleton Scott (17 pts, 11 rebs), Tyrone Nash (11 pts, 10 rebs)*
Had two 30-point scorers was on 2/18/06 vs. Seton Hall (ND 102 - Seton Hall 91) Chris Quinn - 34, Colin Falls - 32
Had two 20-point scorers was on 12/19/10 vs. Stony Brook (ND 88 - Stony Brook 62) Tim Abromaitis 22, Carleton Scott 20
Had three 20-point scorers was on 3/8/07 vs. Syracuse (ND 89 - Syracuse 83) Russell Carter 24, Luke Harangody 20, Colin Falls 23
Made 10 three-point field goals was on 12/22/10 vs. UMBC - 10-29 (34.5%) (ND 93 - UMBC 53)*
Committed 10 turnovers or less was on 2/6/11 - 9 turnovers vs. Rutgers (ND 76 - Rutgers 69)*
Committed 5 turnovers or less was on 1/23/10 - 2 turnovers vs. DePaul (ND 87 - DePaul 77)*
Committed 25 turnovers was on 2/8/00 - 26 turnovers vs. Villanova (ND 69 - Villanova 86)
Forced 25 turnovers was on 11/16/01 - 30 turnovers vs. New Hampshire (ND 95 - New Hampshire 53)

An Irish player had ...

25+ points was on 2/6/11 - Ben Hansbrough (25) vs. Rutgers (ND 76 - Rutgers 69)*
30+ points was on 2/4/10 - Luke Harangody (37) vs. Cincinnati (ND 83 - Cincinnati 65)*
35+ points was on 2/4/10 - Luke Harangody (37) vs. Cincinnati (ND 83 - Cincinnati 65)*
40+ points was on 2/28/08 - Luke Harangody (40) vs. Louisville (ND 85 - Louisville 90)
15 or more rebounds was on 2/7/10 - Luke Harangody (15) vs. USF (ND 65 - USF 62)*
20 rebounds was on 3/22/08 - Luke Harangody (22) vs. Washington State (ND 41 - Washington State 61)
a "double-double" was on 2/6/11 - Carleton Scott (12 pts., 11 rebs.) vs. Rutgers (ND 76 - Rutgers 69)*
a "triple-double" was on 11/16/01 - Chris Thomas (24 pts, 11 ast, 11 steals) vs. New Hampshire (ND 99 - New Hampshire 53)*
20 points and 10 rebounds was on 12/22/10 - Tim Abromaitis (21 pts., 11 rebs.) vs. UMBC (ND 93 - UMBC 62)*
20 points and 20 rebounds was on 1/8/01 - Troy Murphy (25 pts, 20 rebs) vs. Seton Hall (ND 76 - Seton Hall 78)
10 assists was on 1/18/10 - Tory Jackson (15) vs. Syracuse (ND 71 - Syracuse 84)*
10 blocks was on 11/17/02 - Jordan Cornette (11) vs. Belmont (ND 76 - Belmont 48)*#
10 steals was on 11/16/01 - Chris Thomas (11) vs. New Hampshire (ND 99, New Hampshire 53)*#

An opposing player had ...

25+ points was on 1/22/11 - Darius Johnson-Odom (25), Marquette (ND 80 - Marquette 75)*
30+ points was on 2/17/10 - Samardo Samuels (36), Louisville (2OT) (ND 89 - Louisville 91)
35+ points was on 2/17/10 - Samardo Samuels (36), Louisville (2OT) (ND 89 - Louisville 91)
40+ points was on 2/8/87 - Danny Manning (40), Kansas (ND 60 - Kansas 70)
15 rebounds was on 1/2/10 - Stanley Robinson (16), Connecticut (ND 70 - Connecticut 82)
20 rebounds was on 1/31/09 - DeJuan Blair (22), Pittsburgh (ND 80 - Pittsburgh 93)
a "double-double" was on 11/26/10 - Allen Crabbe (10 pts., 10 rebs.), California (ND 57 - California 44)
a "triple-double" was on 2/21/06 - Marcus Williams (18 pts, 10 rebs, 13 asts) Connecticut (ND 74 - Connecticut 75 - OT)
20 points and 10 rebounds was on 1/2/10 - Stanley Robinson (22 pts., 16 rebs.), Connecticut (ND 70 - Connecticut 82)
20 points and 20 rebounds was on 1/31/09 - DeJuan Blair (23 pts., 22 rebs.), Pittsburgh (ND 80 - Pittsburgh 93)
10 assists was on 2/11/10 - Eugene Harvey (10), Seton Hall (ND 87 - Seton Hall 90)
10 blocks was on 1/5/08 - Hasheem Thabeet (10), Connecticut (ND 73 - Connecticut 67)*
10 steals was on 1/29/89 - Mark Macon (11), Temple (ND 64 - Temple 60)*

*indicates Notre Dame home game; #school record; @Purcell Pavilion record



The Last Time In A BIG EAST Game...

Notre Dame Recorded a ...

30-Point win was on 2/12/09 - ND 90, Louisville 57 (33 points)*
 40-Point win never
 50-Point win never
 30-Point loss was on 1/7/99 - ND 62, Villanova 93 (31 points)

Notre Dame Shot ...

60% on FGs was on 1/6/01 - 60.8% (31-51) vs. Rutgers (ND 87 - Rutgers 80)*
 65% on FGs was on 1/30/02 - 66.7% (34-51) vs. Pittsburgh (ND 89 - Pittsburgh 76)*
 90% on FTs was on 1/30/10 - 90.0% (9-10) vs. Rutgers (ND 73 - Rutgers 74)

Notre Dame ...

Won 5 BIG EAST games in a row was from 1/19/11 thru Present (5 straight)
 Won 10 BIG EAST games in a row never
 Lost 5 BIG EAST games in a row was from 1/12/09 thru 2/4/09 - (6 straight)
 Scored 100 points was on 2/21/09 (ND 103 - Providence 84)
 - Scored 100 points on the road was on 2/21/09 (ND 103 - Providence 84)
 - Scored 100 points on the neutral site never
 - Scored 100 points and lost never
 Allowed 100 points was on 1/17/07 vs. Villanova (ND 87 - Villanova 102)
 Scored less than 50 points was on 1/6/07 vs. Georgetown (ND 48 - Georgetown 66)
 Allowed less than 50 points was on 3/11/10 vs. Pittsburgh (ND 50 - Pittsburgh 45)*
 Played an Overtime Game was on 3/6/10 (OT) at Marquette (ND 63 - Marquette 60)
 - Played in a Multi-Overtime Game was on 2/17/10 (2OT) at Louisville (ND 89 - Louisville 91)
 Won on a "last second" shot was on 2/9/03 vs. Pittsburgh (ND 66 - Pittsburgh 64 - Torin Francis layup at 00:00.6)*
 Had 5 double figure scorers was on 1/22/11 vs. Marquette (ND 80 - Marquette 75) Ben Hansbrough 28, Ty Nash 13, Eric Atkins 12, Carleton Scott 11, Scott Martin 10*
 Had 6 double figure scorers never
 Had 7 double figure scorers never
 Had two double-figure rebounders was on 1/23/10 vs. DePaul (ND 87 - DePaul 77) Luke Harangody 11, Tyrone Nash 10, Ben Hansbrough 10*
 Had two players with double-doubles was on 1/23/10 vs. DePaul (ND 87 - DePaul 77) Luke Harangody (24 pts, 11 rebs), Ben Hansbrough (15 pts, 10 rebs), Tyrone Nash (13 pts, 10 rebs)*
 Had three players with double-doubles was on 1/23/10 vs. DePaul (ND 87 - DePaul 77) Luke Harangody (24 pts, 11 rebs), Ben Hansbrough (15 pts, 10 rebs), Tyrone Nash (13 pts, 10 rebs)*
 Had four players with double-doubles was on 2/9/02 vs. Georgetown (Notre Dame 116, Georgetown 111 - 4OT) - Matt Carroll (30 pts, 10 rebs), Ryan Humphrey (23 pts, 14 rebs), Chris Thomas (22 pts, 12 asts.), Harold Swanagan (11 pts, 10 reb.)
 Had two 30-point scorers was on 2/18/06 vs. Seton Hall (ND 102 - Seton Hall 91) - Chris Quinn - 34, Colin Falls - 32
 Had two 20-point scorers was on 2/17/10 vs. Louisville (2OT) (ND 89 - Louisville 91) Tim Abromaitis 29, Ben Hansbrough 21
 Had three 20-point scorers was on 3/8/07 vs. Syracuse (ND 89 - Syracuse 83) - Russell Carter 24, Luke Harangody 20, Colin Falls 23
 Made 10 three-point field goals was on 2/24/10 - 10-18 (.556) vs. Pittsburgh (ND 68 - Pitt 53)*
 Committed 10 turnovers or less was on 2/6/11 - 9 turnovers vs. Rutgers (ND 76 - Rutgers 69)*
 Committed 5 turnovers or less was on 1/23/10 - 2 turnovers vs. DePaul (ND 87 - DePaul 77)*
 Committed 25 turnovers was on 2/8/00 - 26 turnovers vs. Villanova (ND 69 - Villanova 86)
 Forced 25 turnovers never

An Irish player had ...

25+ points was on 2/6/11 - Ben Hansbrough (25) vs. Rutgers (ND 76 - Rutgers 69)*
 30+ points was on 2/4/10 - Luke Harangody (37) vs. Cincinnati (ND 83 - Cincinnati 65)*
 35+ points was on 2/4/10 - Luke Harangody (37) vs. Cincinnati (ND 83 - Cincinnati 65)*
 40+ points was on 2/28/08 - Luke Harangody (40) vs. Louisville (ND 85 - Louisville 90)
 15 or more rebounds was on 2/7/10 - Luke Harangody (15) vs. USF (ND 65 - USF 62)*
 20 rebounds was on 1/8/01 - Troy Murphy (20) vs. Seton Hall (ND 76 - Seton Hall 78)
 a "double-double" was on 2/6/11 - Carleton Scott (12 pts., 11 rebs.) vs. Rutgers (ND 76 - Rutgers 69)*
 a "triple-double" never
 20 points and 10 rebounds was on 2/4/10 - Luke Harangody (37 pts., 14 rebs.) vs. Cincinnati (ND 83 - Cincinnati 65)*
 20 points and 10 rebounds was on 3/10/10 - Luke Harangody (20 pts., 10 rebs.) vs. Seton Hall (ND 68 - Seton Hall 56)
 10 assists was on 1/18/10 - Tory Jackson (15) vs. Syracuse (ND 71 - Syracuse 84)*
 10 blocks never
 10 steals never

An opposing player had ...

25+ points was on 1/22/11 - Darius Johnson-Odom (25), Marquette (ND 80 - Marquette 75)*
 30+ points was on 2/17/10 - Samardo Samuels (36), Louisville (2OT) (ND 89 - Louisville 91)
 35+ points was on 2/17/10 - Samardo Samuels (36), Louisville (2OT) (ND 89 - Louisville 91)
 40+ points never
 15 rebounds was on 1/2/10 - Stanley Robinson (16), Connecticut (ND 70 - Connecticut 82)
 20 rebounds was on 1/31/09 - DeJuan Blair (22), Pittsburgh (ND 80 - Pittsburgh 93)
 a "double-double" was on 3/3/10 - Gavin Edwards (10 pts., 11 rebs.), Connecticut (ND 58 - Connecticut 50)*
 a "triple-double" was on 2/21/06 - Marcus Williams (18 pts, 10 rebs, 13 asts), Connecticut (ND 74 - Connecticut 75 - OT)
 20 points and 10 rebounds was on 1/2/10 - Stanley Robinson (22 pts., 16 rebs.), Connecticut (ND 70 - Connecticut 82)
 20 points and 20 rebounds was on 1/31/09 - DeJuan Blair (23 pts., 22 rebs.), Pittsburgh (ND 80 - Pittsburgh 93)
 10 assists was on 2/11/10 - Eugene Harvey (10), Seton Hall (ND 87 - Seton Hall 90)
 10 blocks was on 1/5/08 - Hasheem Thabeet (10), Connecticut (ND 73 - Connecticut 67)*
 10 steals never

Note: Notre Dame began playing as a member of the BIG EAST Conference in 1995-96.

* indicates Notre Dame home game; @ indicates Purcell Pavilion record; # indicates school record





0 Eric Atkins

Freshman • 6-2 • 173
Columbia, Md. • Mount Saint Joseph

Career Games With:

Double Figure Points	7
20-Plus Points	N/A
30-Plus Points	N/A
10-Plus Rebounds	N/A
10-Plus Assists	N/A
Double-Double	N/A

QUICK HITS:

- Played 20 or more minutes in 21 games this season and 30+ minutes in nine contests
- Has started six games on the season
- Registered first points in an Irish uniform against Georgia Southern, posting 9 points on 4-4 shooting, including 1-1 from three-point range
- Reached double figures for the first time with the Irish, recording 10 points against Liberty
- Posted a couple more firsts against Chicago State, notching his first start with the Irish while also becoming first freshman to reach double figures in two straight games since Luke Harangody in 2006-07
- Recorded first block of career against Maine
- Scored 12 points against the Wisconsin Badgers in the championship game of Old Spice Classic
- Registered first steal of career against Indiana State
- Pulled down then-career best 5 rebounds against Kentucky in 31 minutes of play
- Broke career high in rebounds against Gonzaga, bringing down 7 boards, while also matching career high in points with 12 in 34 minutes
- Scored first career points in BIG EAST play against Syracuse, hitting a three-pointer and also set a then-career high with two steals against the Orange
- Played most minutes of career (39) along with turning in his most steals (3) during his first BIG EAST start with the Irish against Connecticut
- Led team in scoring and set new career high in points against Marquette, dropping 15 points
- Canned a career high eight free throws and dished off career best seven assists against St. John's (Jan. 16)

Season and Career Bests

Points		FG's	
Season	15 (vs. Marquette 1/10/11)	Season	5 (vs. Marquette 1/10/11)
Career	15 (vs. Marquette 1/10/11)	Career	5 (vs. Marquette 1/10/11)
Rebounds		3PT FG's	
Season	7 (vs. Gonzaga 12/11/10)	Season	2 (on four occasions)
Career	7 (vs. Gonzaga 12/11/10)	Career	2 (on four occasions)
Assists		FT's	
Season	7 (vs. St. John's 1/16/11)	Season	8 (vs. St. John's 1/16/11)
Career	7 (vs. St. John's 1/16/11)	Career	8 (vs. St. John's 1/16/11)
Steals		Minutes	
Season	3 (on two occasions)	Season	39 (on two occasions)
Career	3 (on two occasions)	Career	39 (on two occasions)
Blocks			
Season	1 (vs. Maine 11/22/10)		
Career	1 (vs. Maine 11/22/10)		

Game-By-Game Stats

	Start	FG-A	3P-A	FT-A	Reb	PF	TP	A	TO	BK	S	Min
Georgia Southern		4-4	1-1	0-0	3	1	9	3	2	0	0	22
Liberty		4-7	2-3	0-0	1	0	10	4	1	0	0	22
Chicago State	*	4-7	2-4	2-2	3	3	12	5	1	0	0	32
Maine		1-7	1-3	0-0	3	2	3	5	0	1	0	22
Georgia		3-6	1-2	2-2	4	1	9	1	1	0	0	38
California		1-2	0-1	2-4	0	2	4	2	1	0	0	26
Wisconsin		3-6	1-3	5-6	3	0	12	2	2	0	0	28
Indiana State		0-3	0-1	0-0	3	2	0	4	3	0	1	23
Kentucky		0-4	0-2	4-6	5	2	4	4	1	0	0	31
Gonzaga		3-9	1-4	5-10	7	2	12	3	0	0	1	34
Stony Brook		1-3	0-1	0-0	3	2	2	5	2	0	0	29
UMBC		4-8	1-3	0-0	5	0	9	4	0	0	1	22
Georgetown		0-2	0-1	0-0	1	4	0	2	1	0	0	19
Syracuse		1-5	1-3	0-0	1	2	3	2	2	0	2	16
Connecticut	*	2-6	1-2	2-5	1	2	7	5	0	0	3	39
St. John's	*	3-6	2-4	0-0	0	4	8	4	3	0	0	39
Marquette	*	5-10	1-6	4-5	0	3	15	2	0	0	1	35
St. John's	*	0-2	0-1	8-10	1	2	8	7	4	0	3	38
Cincinnati	*	3-3	1-1	4-4	3	3	11	5	3	0	0	36
Marquette		4-5	2-2	2-2	1	1	12	2	1	0	2	22
Pittsburgh		1-1	0-0	0-0	0	0	2	1	0	0	1	22
DePaul		2-3	1-2	1-1	2	0	6	3	0	0	0	21
Rutgers		2-4	0-0	1-2	2	3	5	6	1	0	2	23
Louisville												
USF												
West Virginia												
Providence												
Seton Hall												
Villanova												
Connecticut												

Career Stats vs. BIG EAST

Opponent	GP-GS	Min.	FG-A	3PT-A	FT-A	Reb.	A	PF	B	S	Pts.
Cincinnati	1-1	36	3-3	1-1	4-4	3/3.0	5	3	0	0	11/11.0
Connecticut	1-1	39	2-6	1-2	2-5	1/1.0	5	2	0	3	7/7.0
DePaul	1-0	21	2-3	1-2	1-1	2/2.0	3	0	0	0	6/6.0
Georgetown	1-0	19	0-2	0-1	0-0	1/1.0	2	4	0	0	0/0.0
Louisville	0-0	0	0-0	0-0	0-0	0/0.0	0	0	0	0	0/0.0
Marquette	2-1	57	9-15	3-8	6-7	1/0.5	4	4	0	3	27/13.5
Pittsburgh	1-0	22	1-1	0-0	0-0	0/0.0	1	0	0	1	2/2.0
Providence	0-0	0	0-0	0-0	0-0	0/0.0	0	0	0	0	0/0.0
Rutgers	1-0	23	2-4	0-0	1-2	2/2.0	6	3	0	2	5/5.0
St. John's	2-2	77	3-8	2-5	8-10	1/0.5	11	6	0	3	16/8.0
Seton Hall	0-0	0	0-0	0-0	0-0	0/0.0	0	0	0	0	0/0.0
USF	0-0	0	0-0	0-0	0-0	0/0.0	0	0	0	0	0/0.0
Syracuse	1-0	16	1-5	1-3	0-0	1/1.0	2	2	0	2	3/3.0
Villanova	0-0	0	0-0	0-0	0-0	0/0.0	0	0	0	0	0/0.0
West Virginia	0-0	0	0-0	0-0	0-0	0/0.0	0	0	0	0	0/0.0


Career Statistics

Season	GP-GS	Min	Avg	FG-A	Pct	3FG-A	Pct	FT-A	Pct	O-D-TOT	Avg	PF-FO	Ast	TO	Blk	Stl	Pts	Avg
2010-11	23-6	639	27.8	51-113	.451	19-50	.380	42-59	.712	12-40-52	2.3	41-0	81	29	1	17	163	7.1
TOTAL	23-6	639	27.8	51-113	.451	19-50	.380	42-59	.712	12-40-52	2.3	41-0	81	29	1	17	163	7.1

Career BIG EAST Statistics

Season	GP-GS	Min	Avg	FG-A	Pct	3FG-A	Pct	FT-A	Pct	O-D-TOT	Avg	PF-FO	Ast	TO	Blk	Stl	Pts	Avg
2010-11	11-5	310	28.2	23-47	.489	9-22	.409	22-29	.759	3-9-12	1.1	24-0	39	15	0	14	77	7.0
TOTAL	11-5	310	28.2	23-47	.489	9-22	.409	22-29	.759	3-9-12	1.1	24-0	39	15	0	14	77	7.0





1 Tyrone Nash | Senior • 6-8 • 232

Queens, N.Y. • Lawrence Woodmere Academy & Northfield Mt. Hermon

Career Games With:

Double Figure Points	25
20-Plus Points	N/A
30-Plus Points	N/A
10-Plus Rebounds	6
10-Plus Assists	N/A
Double-Double	4

QUICK HITS:

- Has started in 59 contests over career for the Irish, including a string of 58 consecutive games, both leading the current roster
- Reached double-figures in 11 contests on the season
- Played 30+ minutes in 10 contests on the year
- Set a career high in free throws, knocking down 12 against Liberty (on 15 attempts), also tying his then-career high in points with 16 against the Flames
- Posted first double-double of season against Chicago State, going for 11 points and 10 rebounds and set career high for assists with 7
- Matched career high in rebounds, pulling down 11 against Maine, en route to second straight double double (13 points, 11 rebounds)
- Set career high in points with 18 against the Georgia Bulldogs in opening round of Old Spice Classic, playing a season-best 37 minutes
- Recorded third double-double of season in BIG EAST opener against Georgetown with 15 points and 10 rebounds
- Stuffed three shots against Connecticut to tie a career high
- Tied a career high with six field goals against Cincinnati
- Hit first three-point field goal of career against DePaul, finishing the game with 10 pts. and 8 rebs.

Season and Career Bests

Points	Season 18 (vs. Georgia 11/25/10)	FG's	Season 6 (vs. Cincinnati 1/19/11)
Career 18 (vs. Georgia 11/25/10)	Career 6 (on two occasions)	3PT FG's	Season 1 (vs. DePaul 2/3/11)
Rebounds	Season 11 (vs. Maine 11/22/10)	Career 1 (vs. DePaul 2/3/11)	FT's
Career 11 (on two occasions)	Career 12 (vs. Liberty 11/14/10)	Season 12 (vs. Liberty 11/14/10)	Career 12 (vs. Liberty 11/14/10)
Assists	Season 7 (vs. Chicago State 11/17/10)	Minutes	Season 37 (vs. Georgia 11/25/10)
Career 7 (vs. Chicago State 11/17/10)	Career 38 (vs. St. John's 2/14/10)	Season 38 (vs. St. John's 2/14/10)	Career 38 (vs. St. John's 2/14/10)
Steals	Season 1 (on seven occasions)	Blocks	Season 3 (vs. Connecticut 1/4/11)
Career 3 (on three occasions)	Career 3 (on two occasions)	Career 3 (on two occasions)	Career 3 (on two occasions)

Game-By-Game Stats

	Start	FG-A	3P-A	FT-A	Reb	PF	TP	A	TO	BK	S	Min
Georgia Southern	*	2-3	0-0	3-4	2	2	7	1	1	0	1	22
Liberty	*	2-4	0-0	12-15	9	0	16	1	1	0	0	28
Chicago State	*	4-6	0-0	3-4	10	2	11	7	1	0	0	26
Maine	*	1-4	0-0	11-12	11	2	13	5	1	0	0	29
Georgia	*	5-11	0-0	8-12	6	1	18	2	1	1	1	37
California	*	4-11	0-0	3-6	5	4	11	3	4	1	1	33
Wisconsin	*	2-9	0-0	4-7	6	1	8	3	2	0	0	26
Indiana State	*	5-7	0-0	6-9	7	1	16	4	2	1	1	35
Kentucky	*	3-7	0-0	2-4	2	2	8	1	4	0	1	25
Gonzaga	*	1-2	0-0	1-1	1	4	3	5	1	0	1	24
Stony Brook	*	1-4	0-0	2-2	6	2	4	2	2	2	0	26
UMBC	*	1-3	0-0	5-6	7	1	7	1	0	0	0	22
Georgetown	*	5-11	0-0	5-6	10	2	15	3	2	1	0	33
Syracuse	*	2-4	0-0	1-2	6	1	5	1	1	1	0	36
Connecticut	*	3-8	0-0	5-6	7	4	11	3	1	3	0	26
St. John's	*	3-5	0-0	2-2	2	5	8	1	5	1	1	23
Marquette	*	2-5	0-0	2-4	5	4	6	5	2	0	0	26
St. John's	*	3-4	0-0	1-4	3	5	7	2	2	0	0	23
Cincinnati	*	6-11	0-0	1-2	7	2	13	3	1	1	1	30
Marquette	*	3-4	0-0	7-10	4	4	13	2	0	1	0	36
Pittsburgh	*	1-2	0-0	3-5	4	2	5	2	2	1	0	30
DePaul	*	3-6	1-1	3-4	8	1	10	4	3	0	1	32
Rutgers	*	2-6	0-0	4-6	5	5	8	0	1	0	0	31
Louisville												
USF												
West Virginia												
Providence												
Seton Hall												
Villanova												
Connecticut												

Career Stats vs. BIG EAST

Opponent	GP-GS	Min.	FG-A	3PT-A	FT-A	Reb.	A	PF	B	S	Pts.
Cincinnati	3-3	69	7-13	0-0	3-7	13/4.3	5	11	1	2	17/5.7
Connecticut	5-3	103	16-36	0-0	7-14	29/5.8	8	10	3	3	39/7.8
DePaul	3-2	66	7-12	1-1	8-11	18/6.0	6	3	0	1	23/7.7
Georgetown	4-2	66	7-14	0-0	9-11	16/4.0	6	4	2	0	23/5.8
Louisville	2-1	42	2-6	0-0	0-2	10/5.0	4	6	1	1	4/2.0
Marquette	5-3	110	9-15	0-0	16-24	20/4.0	10	14	1	2	34/6.8
Pittsburgh	4-2	111	7-13	0-0	12-19	18/4.5	11	6	3	4	26/6.5
Providence	2-1	38	8-13	0-0	0-0	10/5.0	0	6	1	1	16/8.0
Rutgers	3-2	65	8-14	0-0	5-10	8/2.7	2	10	0	3	21/7.0
St. John's	5-3	111	11-19	0-0	9-15	13/2.6	10	15	3	4	31/6.2
Seton Hall	3-2	66	8-14	0-1	6-12	13/4.3	2	6	0	1	22/7.3
USF	4-2	66	7-16	0-0	10-12	18/4.5	3	9	3	2	24/6.0
Syracuse	4-2	57	2-7	0-0	2-4	8/2.0	1	5	1	1	6/1.5
Villanova	2-2	48	5-8	0-0	6-13	17/8.5	3	8	0	1	16/8.0
West Virginia	4-2	86	7-11	0-0	5-11	18/4.5	4	11	1	0	19/4.8


Career Statistics

Season	GP-GS	Min	Avg	FG-A	Pct	3FG-A	Pct	FT-A	Pct	O-D-TOT	Avg	PF-FO	Ast	TO	Blk	Stl	Pts	Avg
2007-08	15-0	59	3.9	6-13	.462	0-1	.000	3-11	.273	8-12-20	1.3	6-0	5	3	1	2	15	1.0
2008-09	34-1	384	11.3	37-73	.507	0-0	.000	27-50	.540	51-70-121	3.6	52-2	23	13	6	15	101	3.0
2009-10	35-35	923	26.4	96-177	.542	0-0	.000	80-133	.602	79-104-183	5.2	101-3	59	48	16	24	272	7.8
2010-11	23-23	659	28.7	64-137	.467	1-1	1.000	94-133	.707	54-79-133	5.8	57-3	61	40	14	9	223	9.7
TOTAL	107-59	2025	18.9	203-400	.508	1-2	.500	204-327	.624	192-265-457	4.3	216-8	148	104	37	50	611	5.7

Career BIG EAST Statistics

Season	GP-GS	Min	Avg	FG-A	Pct	3FG-A	Pct	FT-A	Pct	O-D-TOT	Avg	PF-FO	Ast	TO	Blk	Stl	Pts	Avg
2007-08	6-0	9	1.5	1-2	.500	0-1	.000	2-4	.500	1-1-2	0.3	0-0	0	0	0	0	4	0.7
2008-09	16-1	148	9.3	17-30	.567	0-0	.000	5-18	.278	21-26-47	2.9	25-1	7	2	0	6	39	2.4
2009-10	18-18	508	28.2	52-100	.520	0-0	.000	52-77	.675	45-55-100	5.6	59-3	33	21	8	14	156	8.7
2010-11	11-11	326	29.6	33-66	.500	1-1	1.000	34-51	.667	27-34-61	5.5	35-3	26	20	9	3	101	9.2
TOTAL	51-30	991	19.4	103-198	.520	1-2	.500	93-150	.620	94-116-210	4.1	119-7	66	43	19	23	300	5.9





5 Tom Kopko | Senior • 6-2 • 187 Chicago, Ill. • St. Laurence

Career Games With:

Double Figure Points.....	N/A
20-Plus Points.....	N/A
30-Plus Points.....	N/A
10-Plus Rebounds.....	N/A
10-Plus Assists.....	N/A
Double-Double.....	N/A

QUICK HITS:

- Played in eight contests on the season
- Matched most career minutes against Chicago State, playing 5 minutes
- Posted first points of the season against Maine, connecting on a three pointer
- Recorded first assist of season against Stony Brook, matching career high
- Made it back-to-back games with an assist against UMBC
- Appeared in first BIG EAST game of the season against St. John's (Jan. 16)
- Dished out first BIG EAST assist of the year against DePaul

Season and Career Bests

Points	Season 3 (vs. Maine 11/22/10) Career 5 (vs. Northern Illinois 12/8/07)	FG's	Season 1 (vs. Maine 11/22/10) Career 2 (vs. Northern Illinois 12/8/07)
Rebounds	Season 1 (on two occasions) Career 2 (vs. Monmouth 11/16/07)	3PT FG's	Season 1 (vs. Maine 11/22/10) Career 1 (on three occasions)
Assists	Season 1 (on two occasions) Career 1 (on four occasions)	FT's	Season -- Career 1 (vs. Savannah State 12/22/08)
Steals	Season -- Career 1 (vs. USC Upstate 11/16/08)	Minutes	Season 5 (vs. Chicago State 11/17/10) Career 5 (on two occasions)
Blocks	Season -- Career --		

Game-By-Game Stats

	Start	FG-A	3P-A	FT-A	Reb	PF	TP	A	TO	BK	S	Min
Georgia Southern		0-2	0-1	0-0	1	0	0	0	0	0	0	3
Liberty		0-0	0-0	0-0	0	0	0	0	0	0	0	1
Chicago State		0-2	0-1	0-0	1	0	0	0	0	0	0	5
Maine		1-1	1-1	0-0	0	0	3	0	0	0	0	3
Georgia					DNP							
California					DNP							
Wisconsin					DNP							
Indiana State					DNP							
Kentucky					DNP							
Gonzaga					DNP							
Stony Brook		0-0	0-0	0-0	0	0	0	1	0	0	0	2
UMBC		0-1	0-1	0-0	0	0	0	1	0	0	0	3
Georgetown					DNP							
Syracuse					DNP							
Connecticut					DNP							
St. John's					DNP							
Marquette					DNP							
St. John's		0-0	0-0	0-0	0	0	0	0	0	0	0	1
Cincinnati					DNP							
Marquette					DNP							
Pittsburgh					DNP							
DePaul		0-0	0-0	0-0	0	0	0	1	0	0	0	1
Rutgers					DNP							
Louisville												
USF												
West Virginia												
Providence												
Seton Hall												
Villanova												
Connecticut												

Career Stats vs. BIG EAST

Opponent	GP-GS	Min.	FG-A	3PT-A	FT-A	Reb.	A	PF	B	S	Pts.
Cincinnati	0-0	0	0-0	0-0	0-0	0/0.0	0	0	0	0	0/0.0
Connecticut	0-0	0	0-0	0-0	0-0	0/0.0	0	0	0	0	0/0.0
DePaul	1-0	1	0-0	0-0	0-0	0/0.0	1	0	0	0	0/0.0
Georgetown	0-0	0	0-0	0-0	0-0	0/0.0	0	0	0	0	0/0.0
Louisville	0-0	0	0-0	0-0	0-0	0/0.0	0	0	0	0	0/0.0
Marquette	0-0	0	0-0	0-0	0-0	0/0.0	0	0	0	0	0/0.0
Pittsburgh	0-0	0	0-0	0-0	0-0	0/0.0	0	0	0	0	0/0.0
Providence	0-0	0	0-0	0-0	0-0	0/0.0	0	0	0	0	0/0.0
Rutgers	0-0	0	0-0	0-0	0-0	0/0.0	0	0	0	0	0/0.0
St. John's	1-0	1	0-0	0-0	0-0	0/0.0	0	0	0	0	0/0.0
Seton Hall	1-0	1	0-0	0-0	0-0	0/0.0	0	0	0	0	0/0.0
South Florida	0-0	0	0-0	0-0	0-0	0/0.0	0	0	0	0	0/0.0
Syracuse	0-0	0	0-0	0-0	0-0	0/0.0	0	0	0	0	0/0.0
Villanova	0-0	0	0-0	0-0	0-0	0/0.0	0	0	0	0	0/0.0
West Virginia	0-0	0	0-0	0-0	0-0	0/0.0	0	0	0	0	0/0.0

Career Statistics

Season	GP-GS	Min	Avg	FG-A	Pct	3FG-A	Pct	FT-A	Pct	O-D-TOT	Avg	PF-FO	Ast	TO	Blk	Stl	Pts	Avg
2007-08	5-0	11	2.2	2-4	.500	1-3	.333	0-1	.000	1-1-2	0.4	1-0	0	0	0	0	5	1.0
2008-09	6-0	12	2.0	3-7	.429	0-3	.000	1-2	.500	0-0-0	0.0	0-0	3	1	0	2	7	1.2
2009-10	8-0	13	1.6	3-6	.500	2-4	.500	0-0	.000	0-0-0	0.0	2-0	0	1	0	0	8	1.0
2010-11	8-0	19	2.4	1-6	.167	1-4	.250	0-0	.000	2-0-2	0.3	0-0	3	0	0	0	3	0.4
TOTAL	27-0	55	2.0	9-23	.391	4-14	.286	1-3	.333	3-1-4	0.1	3-0	6	2	0	2	23	0.9

Career BIG EAST Statistics

Season	GP-GS	Min	Avg	FG-A	Pct	3FG-A	Pct	FT-A	Pct	O-D-TOT	Avg	PF-FO	Ast	TO	Blk	Stl	Pts	Avg
2007-08	1-0	0	0.0	0-0	.000	0-0	.000	0-0	.000	0-0-0	0.0	0-0	0	0	0	0	0	0.0
2008-09										Did Not Play								
2009-10										Did Not Play								
2010-11	2-0	2	1.0	0-0	.000	0-0	.000	0-0	.000	0-0-0	0.0	0-0	1	0	0	0	0	0.0
TOTAL	3-0	2	0.7	0-0	.000	0-0	.000	0-0	.000	0-0-0	0.0	0-0	1	0	0	0	0	0.0





12 Alex Dragicevich | Freshman • 6-8 • 215 Northbrook, Ill. • Glenbrook North

Career Games With:

Double Figure Points.....	N/A
20-Plus Points.....	N/A
30-Plus Points.....	N/A
10-Plus Rebounds.....	N/A
10-Plus Assists.....	N/A
Double-Double.....	N/A

QUICK HITS:

- Played in nine games on the season
- Scored first points with the Irish against Georgia Southern, recording 9 points on 2-5 shooting, including a perfect 4-4 from the free throw line
- Also grabbed first rebounds of career against Georgia Southern, pulling down 3 boards in the contest
- Dished out first assist of Irish career against UMBC in a personal-best 11 minutes of play
- Scored first BIG EAST points of career against Marquette, going 1-1 for 2 points in four minutes of play
- Grabbed first career BIG EAST rebound against DePaul

Season and Career Bests

Points		FG's	
Season	9 (vs. Georgia Southern 11/12/10)	Season	2 (vs. Georgia Southern 11/12/10)
Career	9 (vs. Georgia Southern 11/12/10)	Career	2 (vs. Georgia Southern 11/12/10)
Rebounds		3PT FG's	
Season	3 (vs. Georgia Southern 11/12/10)	Season	1 (vs. Georgia Southern 11/12/10)
Career	3 (vs. Georgia Southern 11/12/10)	Career	1 (vs. Georgia Southern 11/12/10)
Assists		FT's	
Season	1 (on two occasions)	Season	4 (vs. Georgia Southern 11/12/10)
Career	1 (on two occasions)	Career	4 (vs. Georgia Southern 11/12/10)
Steals		Minutes	
Season	--	Season	11 (vs. UMBC 12/22/10)
Career	--	Career	11 (vs. UMBC 12/22/10)
Blocks			
Season	--		
Career	--		

Game-By-Game Stats

	Start	FG-A	3P-A	FT-A	Reb	PF	TP	A	TO	BK	S	Min
Georgia Southern		2-5	1-2	4-4	3	1	9	0	0	0	0	10
Liberty		0-0	0-0	0-0	0	0	0	0	0	0	0	1
Chicago State		1-2	0-0	2-2	1	0	4	0	0	0	0	7
Maine		0-0	0-0	0-0	1	0	0	0	0	0	0	4
Georgia												DNP
California												DNP
Wisconsin												DNP
Indiana State												DNP
Kentucky												DNP
Gonzaga												DNP
Stony Brook		0-0	0-0	0-0	0	0	0	0	0	0	0	4
UMBC		0-3	0-2	1-2	2	0	1	1	0	0	0	11
Georgetown												DNP
Syracuse												DNP
Connecticut												DNP
St. John's												DNP
Marquette		1-1	0-0	0-0	0	0	2	1	0	0	0	4
St. John's		0-2	0-2	1-2	0	0	1	0	1	0	0	3
Cincinnati												DNP
Marquette												DNP
Pittsburgh												DNP
DePaul		0-0	0-0	0-0	1	0	0	0	0	0	0	3
Rutgers												DNP
Louisville												
USF												
West Virginia												
Providence												
Seton Hall												
Villanova												
Connecticut												

Career Stats vs. BIG EAST

Opponent	GP-GS	Min.	FG-A	3PT-A	FT-A	Reb.	A	PF	B	S	Pts.
Cincinnati	0-0	0	0-0	0-0	0-0	0/0.0	0	0	0	0	0/0.0
Connecticut	0-0	0	0-0	0-0	0-0	0/0.0	0	0	0	0	0/0.0
DePaul	1-0	3	0-0	0-0	0-0	1/1.0	0	0	0	0	0/0.0
Georgetown	0-0	0	0-0	0-0	0-0	0/0.0	0	0	0	0	0/0.0
Louisville	0-0	0	0-0	0-0	0-0	0/0.0	0	0	0	0	0/0.0
Marquette	1-0	4	1-1	0-0	0-0	0/0.0	1	0	0	0	2/2.0
Pittsburgh	0-0	0	0-0	0-0	0-0	0/0.0	0	0	0	0	0/0.0
Providence	0-0	0	0-0	0-0	0-0	0/0.0	0	0	0	0	0/0.0
Rutgers	0-0	0	0-0	0-0	0-0	0/0.0	0	0	0	0	0/0.0
St. John's	1-0	3	0-2	0-2	1-2	0/0.0	0	0	0	0	1/1.0
Seton Hall	0-0	0	0-0	0-0	0-0	0/0.0	0	0	0	0	0/0.0
USF	0-0	0	0-0	0-0	0-0	0/0.0	0	0	0	0	0/0.0
Syracuse	0-0	0	0-0	0-0	0-0	0/0.0	0	0	0	0	0/0.0
Villanova	0-0	0	0-0	0-0	0-0	0/0.0	0	0	0	0	0/0.0
West Virginia	0-0	0	0-0	0-0	0-0	0/0.0	0	0	0	0	0/0.0

Career Statistics

Season	GP-GS	Min	Avg	FG-A	Pct	3FG-A	Pct	FT-A	Pct	O-D-TOT	Avg	PF-FO	Ast	TO	Blk	Stl	Pts	Avg
2010-11	9-0	47	5.2	4-13	.308	1-6	.167	8-10	.800	3-5-8	0.9	1-0	2	1	0	0	17	1.9
TOTAL	9-0	47	5.2	4-13	.308	1-6	.167	8-10	.800	3-5-8	0.9	1-0	2	1	0	0	17	1.9

Career BIG EAST Statistics

Season	GP-GS	Min	Avg	FG-A	Pct	3FG-A	Pct	FT-A	Pct	O-D-TOT	Avg	PF-FO	Ast	TO	Blk	Stl	Pts	Avg
2010-11	3-0	10	3.3	1-3	.333	0-2	.000	1-2	.500	0-1-1	0.3	0-0	1	1	0	0	3	1.0
TOTAL	3-0	10	3.3	1-3	.333	0-2	.000	1-2	.500	0-1-1	0.3	0-0	1	1	0	0	3	1.0





14 Scott Martin | Senior • 6-8 • 219 Valparaiso, Ind. • Valparaiso

Career Games With:

Double Figure Points ...27 (14 with ND)
 20-Plus Points..... N/A
 30-Plus Points..... N/A
 10-Plus Rebounds..... 1 (1 with ND)
 10-Plus Assists N/A
 Double-Double 1 (1 with ND)

QUICK HITS:

- Reached double figures 14 times on the season
- Took to the court for first time since '07-08 season against Georgia Southern, scoring 7 points along with 5 rebounds in 22 minutes of play
- Missed contest against Chicago State due to back spasms
- Returned to starting lineup against Maine, recording first game in double figures with the Irish after scoring 15 points
- Reached double figures for second time on season, scoring 11 points against California in Old Spice Classic second round matchup
- Connected on career-high seven field goals (7-12) against Indiana State en route to a 15-point performance
- Played most minutes of career against Gonzaga, logging 35 minutes of action
- Competed in first BIG EAST game with Irish against Georgetown, scoring 11 points in 30 minutes of play
- Dished out a career best 6 assists against Syracuse in the the first road test of the BIG EAST schedule for the Irish
- Pulled down season-best 8 rebounds in win over St. John's (Jan. 8)
- Pulled down career high 11 rebounds against Marquette (Jan. 10), en route to first career double-double (10 pts, 11 rebs.)
- Tied career best with eight free throw makes against Marquette (Jan. 22), (8-10)
- Set career high for points in a BIG EAST game with 15 against DePaul on 6-10 shooting

Season and Career Bests

Points	15 (on four occasions) 17 (vs. Missouri St. 12/23/07)	FG's	7 (vs. Indiana State 11/30/10) 7 (vs. Indiana State 11/30/10)
Rebounds	11 (vs. Marquette 1/10/11) 11 (vs. Marquette 1/10/11)	3PT FG's	3 (vs. UMBC 12/22/10) 3 (vs. UMBC 12/22/10)
Assists	6 (vs. Syracuse 1/1/11) 6 (vs. Syracuse 1/1/11)	FT's	8 (on two occasions) 8 (on three occasions)
Steals	2 (on two occasions) 4 (vs. Clemson 11/27/07)	Minutes	36 (on two occasions) 36 (on two occasions)
Blocks	1 (on five occasions) 3 (on two occasions)		

Game-By-Game Stats

	Start	FG-A	3P-A	FT-A	Reb	PF	TP	A	TO	BK	S	Min
Georgia Southern	*	2-7	0-3	3-3	5	4	7	2	2	0	0	22
Liberty	*	2-9	1-5	1-4	3	0	6	3	2	1	1	29
Chicago State		DNP - Injured										
Maine	*	6-8	2-3	1-2	5	2	15	3	2	0	0	28
Georgia	*	2-3	0-1	2-4	2	1	6	0	2	0	0	26
California	*	2-8	0-3	7-8	6	1	11	1	0	1	0	26
Wisconsin	*	1-4	0-0	4-5	7	0	6	1	0	0	0	27
Indiana State	*	7-12	1-4	0-1	5	2	15	2	1	0	0	29
Kentucky	*	3-8	1-4	0-0	5	4	7	1	0	0	0	27
Gonzaga	*	3-6	2-3	1-2	3	4	9	2	3	0	0	35
Stony Brook	*	4-6	1-1	0-0	6	1	9	3	0	0	2	21
UMBC	*	6-10	3-5	0-0	3	1	15	0	1	0	0	21
Georgetown	*	5-9	1-1	0-4	3	1	11	1	1	0	1	30
Syracuse	*	3-9	0-2	4-4	7	2	10	6	5	1	1	34
Connecticut	*	4-12	2-6	3-4	3	4	13	2	2	1	0	31
St. John's	*	5-11	0-4	2-3	8	1	12	3	0	0	0	35
Marquette	*	4-15	1-6	1-2	11	4	10	1	3	0	0	36
St. John's	*	2-7	0-2	0-1	4	4	4	0	2	0	0	29
Cincinnati	*	4-8	2-2	1-3	8	1	11	1	2	0	0	34
Marquette	*	1-5	0-1	8-10	3	2	10	2	2	1	0	33
Pittsburgh	*	3-10	3-6	1-2	1	2	10	1	1	0	0	36
DePaul	*	6-10	1-2	2-2	7	2	15	1	0	0	2	30
Rutgers	*	3-6	0-1	8-9	2	2	14	3	1	0	0	34
Louisville												
USF												
West Virginia												
Providence												
Seton Hall												
Villanova												
Connecticut												

Career Stats vs. BIG EAST

Opponent	GP-GS	Min.	FG-A	3PT-A	FT-A	Reb.	A	PF	B	S	Pts.
Cincinnati	1-1	34	4-8	2-2	1-3	8/8.0	1	1	0	0	11/11.0
Connecticut	1-1	31	4-12	2-6	3-4	3/3.0	2	4	1	0	13/13.0
DePaul	2-2	66	9-20	4-8	3-4	8/4.0	2	4	0	2	25/12.5
Georgetown	1-1	30	5-9	1-1	0-4	3/3.0	1	1	0	1	11/11.0
Louisville	1-1	22	3-6	0-1	5-8	3/3.0	0	4	0	1	11/11.0
Marquette	2-2	69	5-20	1-7	9-12	14/7.0	3	6	1	0	20/10.0
Pittsburgh	0-0	0	0-0	0-0	0-0	0/0.0	0	0	0	0	0/0.0
Providence	0-0	0	0-0	0-0	0-0	0/0.0	0	0	0	0	0/0.0
Rutgers	1-1	34	3-6	0-1	8-9	2/2.0	3	2	0	0	14/14.0
St. John's	2-2	64	7-18	0-6	2-4	12/6.0	3	5	0	0	16/8.0
Seton Hall	0-0	0	0-0	0-0	0-0	0/0.0	0	0	0	0	0/0.0
USF	0-0	0	0-0	0-0	0-0	0/0.0	0	0	0	0	0/0.0
Syracuse	1-1	34	3-9	0-2	4-4	7/7.0	6	2	1	1	10/10.0
Villanova	0-0	0	0-0	0-0	0-0	0/0.0	0	0	0	0	0/0.0
West Virginia	0-0	0	0-0	0-0	0-0	0/0.0	0	0	0	0	0/0.0

Career Statistics

Season	GP-GS	Min	Avg	FG-A	Pct	3FG-A	Pct	FT-A	Pct	O-D-TOT	Avg	PF-FO	Ast	TO	Blk	Stl	Pts	Avg
2007-08	32-8	700	21.9	84-225	.373	26-83	.313	78-112	.696	42-79-121	3.8	78-3	44	48	21	31	272	8.5
2008-09										Sat Out Due To NCAA Transfer Rules								
2009-10										Did Not Play Due To Injury								
2010-11	22-22	653	29.7	78-183	.426	21-65	.323	49-73	.671	25-82-107	4.9	45-0	39	32	5	7	226	10.3
TOTAL	54-30	1353	25.1	162-408	.397	47-148	.318	127-185	.686	67-161-228	4.2	123-3	83	80	26	38	498	9.2

Career BIG EAST Statistics

Season	GP-GS	Min	Avg	FG-A	Pct	3FG-A	Pct	FT-A	Pct	O-D-TOT	Avg	PF-FO	Ast	TO	Blk	Stl	Pts	Avg
2008-09										Sat Out Due To NCAA Transfer Rules								
2009-10										Did Not Play Due To Injury								
2010-11	11-11	362	32.9	40-102	.392	10-33	.303	30-44	.682	12-45-57	5.2	25-0	21	19	3	4	120	10.9
TOTAL	11-11	362	32.9	40-102	.392	10-33	.303	30-44	.682	12-45-57	5.2	25-0	21	19	3	4	120	10.9





21 Tim Abromaitis | Graduate Student • 6-8 • 235 Unionville, Conn. • Farmington

Career Games With:

Double Figure Points.....	47
20-Plus Points.....	16
30-Plus Points.....	2
10-Plus Rebounds.....	4
10-Plus Assists.....	N/A
Double-Double.....	3

QUICK HITS:

- Has started 49 of the last 50 contests for the Irish
- Reached double-figure points 19 times this season
- Eclipsed 20 points in a game seven times this season
- Posted 30+ minutes of action in 18 games this season
- Posted first double-double of the season against Chicago State, notching 21 points along with 10 rebounds
- Set career high in assists against Chicago State, dishing out 7 assists
- Had best scoring game of young season, posting 26 points (8-9 FG's, 4-5 3FG's) against Maine
- Named Old Spice Classic tournament MVP along with All-Tournament team member, averaging 14.0 PPG, including a 25-point outburst against Georgia in a career best 46 minutes of play
- Recorded a career best in rebounds, pulling down 11 boards against California in second round of Old Spice Classic
- Selected to the BIG EAST Weekly Honor Roll (Nov. 29 and Dec. 27)
- Posted third double-double of career and second of the season with his 21-point, 11-rebound performance against UMBC
- Tied career-best with five three pointers (5-7) in BIG EAST opener against Georgetown, finishing with a team-best 20 points
- Set a career high with three steals against DePaul
- Named Capital One Academic All-District V First Team

Opponent	GP-GS	Min.	FG-A	3PT-A	FT-A	Reb.	A	PF	B	S	Pts.
Cincinnati	3-3	98	15-30	6-10	14-17	17/5.7	5	9	1	3	50/16.7
Connecticut	3-2	109	13-30	5-14	6-12	15/5.0	3	6	1	4	37/12.3
DePaul	2-2	62	13-25	6-12	11-12	10/5.0	4	3	0	4	43/21.5
Georgetown	3-2	75	13-31	6-16	9-9	8/2.7	4	3	2	2	41/13.7
Louisville	1-1	45	11-18	2-4	5-6	5/5.0	0	4	1	0	29/29.0
Marquette	4-3	110	12-32	3-14	9-11	17/4.3	4	6	0	1	36/9.0
Pittsburgh	3-3	102	7-15	3-6	9-10	9/3.0	1	3	3	0	26/8.7
Providence	1-1	30	8-14	5-8	1-2	7/7.0	1	2	0	0	22/22.0
Rutgers	2-2	72	10-21	4-11	3-4	18/9.0	3	5	0	0	27/13.5
St. John's	3-3	113	15-31	7-15	9-11	18/6.0	5	8	0	3	46/15.3
Seton Hall	3-2	66	5-13	3-7	14-14	14/4.7	2	5	0	0	27/9.0
USF	2-2	63	7-16	3-8	1-1	8/4.0	5	3	0	1	18/9.0
Syracuse	2-2	76	16-32	8-17	1-3	9/4.5	5	7	1	1	41/20.5
Villanova	1-1	37	3-13	2-8	8-10	5/5.0	2	3	0	0	16/16.0
West Virginia	2-2	64	6-14	3-7	9-11	11/5.5	2	6	0	2	24/12.0

Career Stats vs. BIG EAST

Points		FG's	
Season	26 (vs. Maine 11/22/10)	Season	8 (vs. Maine 11/22/10)
Career	31 (vs. UCF 12/6/09)	Career	11 (vs. Louisville 2/17/10)
Rebounds		3PT FG's	
Season	11 (on two occasions)	Season	5 (vs. Georgetown 12/29/10)
Career	11 (on two occasions)	Career	5 (on four occasions)
Assists		FT's	
Season	7 (vs. Chicago State 11/17/10)	Season	9 (vs. Georgia 11/25/10)
Career	7 (vs. Chicago State 11/17/10)	Career	12 (vs. Seton Hall 2/11/10)
Steals		Minutes	
Season	3 (vs. DePaul 2/3/11)	Season	46 (vs. Georgia 11/25/10)
Career	3 (vs. DePaul 2/3/11)	Career	46 (vs. Georgia 11/25/10)
Blocks			
Season	2 (on two occasions)		
Career	2 (on three occasions)		

Game-By-Game Stats

	Start	FG-A	3P-A	FT-A	Reb	PF	TP	A	TO	BK	S	Min
Georgia Southern	*	2-13	1-7	5-6	5	1	10	3	1	0	0	22
Liberty	*	4-12	2-9	3-4	7	2	13	0	2	1	2	34
Chicago State	*	6-15	1-8	8-9	10	0	21	7	0	1	1	30
Maine	*	8-9	4-5	6-6	3	2	26	3	0	0	1	27
Georgia	*	6-11	4-5	9-12	6	4	25	0	2	0	1	46
California	*	2-10	0-4	3-5	11	1	7	2	1	2	0	37
Wisconsin	*	3-11	0-2	4-4	9	2	10	0	2	0	0	36
Indiana State	*	4-11	3-7	2-2	4	3	13	3	1	0	1	33
Kentucky	*	1-7	0-4	2-2	8	1	4	2	1	1	0	31
Gonzaga	*	7-13	4-6	3-3	8	1	21	4	1	0	0	39
Stony Brook	*	8-13	2-5	4-5	8	0	22	3	2	2	1	31
UMBC	*	7-12	3-7	4-5	11	0	21	2	3	2	2	26
Georgetown	*	6-12	5-7	3-3	4	1	20	1	3	0	1	39
Syracuse	*	6-15	3-6	0-1	7	3	15	2	4	0	1	38
Connecticut	*	6-9	3-5	4-10	7	2	19	1	3	1	2	39
St. John's	*	4-9	2-5	2-2	9	3	12	4	2	0	1	39
Marquette	*	4-8	1-3	1-1	4	4	10	0	3	0	1	33
St. John's	*	4-11	1-4	1-1	3	4	10	0	5	0	1	35
Cincinnati	*	4-10	2-5	2-2	6	3	12	1	0	0	0	32
Marquette	*	2-6	1-2	1-2	4	2	6	0	2	0	0	33
Pittsburgh	*	0-0	0-0	2-2	2	1	2	0	0	1	0	29
DePaul	*	4-9	1-3	4-4	4	3	13	1	2	0	3	29
Rutgers	*	4-8	1-4	1-2	8	1	10	1	2	0	0	33
Louisville												
USF												
West Virginia												
Providence												
Seton Hall												
Villanova												
Connecticut												

Career Statistics

Season	GP-GS	Min	Avg	FG-A	Pct	3FG-A	Pct	FT-A	Pct	O-D-TOT	Avg	PF-FO	Ast	TO	Blk	Stl	Pts	Avg
2007-08	12-0	40	3.3	6-21	.286	1-8	.125	7-7	1.000	5-7-12	1.0	5-0	3	4	1	1	20	1.7
2008-09										Did Not Play								
2009-10	35-26	1104	31.5	183-370	.495	81-189	.429	117-134	.873	43-123-166	4.7	76-1	52	42	11	17	564	16.1
2010-11	23-23	771	33.5	102-234	.436	44-113	.389	74-93	.796	31-117-148	6.4	44-0	40	42	11	19	322	14.0
TOTAL	70-49	1915	27.4	291-625	.466	126-310	.406	198-234	.846	79-247-326	4.7	125-1	95	88	23	37	906	12.9

Career BIG EAST Statistics

Season	GP-GS	Min	Avg	FG-A	Pct	3FG-A	Pct	FT-A	Pct	O-D-TOT	Avg	PF-FO	Ast	TO	Blk	Stl	Pts	Avg
2007-08	3-0	5	1.7	1-2	.500	0-1	.000	2-2	1.000	0-0-0	0.0	1-0	1	1	0	0	4	1.3
2008-09										Did Not Play								
2009-10	18-17	647	35.9	102-217	.470	45-109	.413	78-90	.867	28-74-102	5.7	37-1	34	25	6	9	327	18.2
2010-11	11-11	379	34.5	44-97	.454	20-44	.455	21-30	.700	13-45-58	5.3	27-0	11	26	2	10	129	11.7
TOTAL	32-28	1031	32.2	147-316	.465	65-154	.422	101-122	.828	41-119-160	5.0	65-1	46	52	8	19	460	14.4





22 Jerian Grant | Freshman • 6-5 • 185 Bowie, Md. • DeMatha

Career Games With:

Double Figure Points.....	N/A
20-Plus Points.....	N/A
30-Plus Points.....	N/A
10-Plus Rebounds.....	N/A
10-Plus Assists.....	N/A
Double-Double.....	N/A

QUICK HITS:

- Has not played during the 2010-11 season
- Missed first four game of the season while recovering from injury

Season and Career Bests

Points		FG's	
Season	--	Season	--
Career	--	Career	--
Rebounds		3PT FG's	
Season	--	Season	--
Career	--	Career	--
Assists		FT's	
Season	--	Season	--
Career	--	Career	--
Steals		Minutes	
Season	--	Season	--
Career	--	Career	--
Blocks			
Season	--		
Career	--		

Game-By-Game Stats

	Start	FG-A	3P-A	FT-A	Reb	PF	TP	A	TO	BK	S	Min
Georgia Southern												DNP - Injured
Liberty												DNP - Injured
Chicago State												DNP - Injured
Maine												DNP - Injured
Georgia												DNP
California												DNP
Wisconsin												DNP
Indiana State												DNP
Kentucky												DNP
Gonzaga												DNP
Stony Brook												DNP
UMBC												DNP
Georgetown												DNP
Syracuse												DNP
Connecticut												DNP
St. John's												DNP
Marquette												DNP
St. John's												DNP
Cincinnati												DNP
Marquette												DNP
Pittsburgh												DNP
DePaul												DNP
Rutgers												DNP
Louisville												
USF												
West Virginia												
Providence												
Seton Hall												
Villanova												
Connecticut												

Career Stats vs. BIG EAST

Opponent	GP-GS	Min.	FG-A	3PT-A	FT-A	Reb.	A	PF	B	S	Pts.
Cincinnati	0-0	0	0-0	0-0	0-0	0/0.0	0	0	0	0	0/0.0
Connecticut	0-0	0	0-0	0-0	0-0	0/0.0	0	0	0	0	0/0.0
DePaul	0-0	0	0-0	0-0	0-0	0/0.0	0	0	0	0	0/0.0
Georgetown	0-0	0	0-0	0-0	0-0	0/0.0	0	0	0	0	0/0.0
Louisville	0-0	0	0-0	0-0	0-0	0/0.0	0	0	0	0	0/0.0
Marquette	0-0	0	0-0	0-0	0-0	0/0.0	0	0	0	0	0/0.0
Pittsburgh	0-0	0	0-0	0-0	0-0	0/0.0	0	0	0	0	0/0.0
Providence	0-0	0	0-0	0-0	0-0	0/0.0	0	0	0	0	0/0.0
Rutgers	0-0	0	0-0	0-0	0-0	0/0.0	0	0	0	0	0/0.0
St. John's	0-0	0	0-0	0-0	0-0	0/0.0	0	0	0	0	0/0.0
Seton Hall	0-0	0	0-0	0-0	0-0	0/0.0	0	0	0	0	0/0.0
USF	0-0	0	0-0	0-0	0-0	0/0.0	0	0	0	0	0/0.0
Syracuse	0-0	0	0-0	0-0	0-0	0/0.0	0	0	0	0	0/0.0
Villanova	0-0	0	0-0	0-0	0-0	0/0.0	0	0	0	0	0/0.0
West Virginia	0-0	0	0-0	0-0	0-0	0/0.0	0	0	0	0	0/0.0

Career Statistics

Season	GP-GS	Min	Avg	FG-A	Pct	3FG-A	Pct	FT-A	Pct	O-D-TOT	Avg	PF-FO	Ast	TO	Blk	Stl	Pts	Avg	
2010-11																			
TOTAL																			

Career BIG EAST Statistics

Season	GP-GS	Min	Avg	FG-A	Pct	3FG-A	Pct	FT-A	Pct	O-D-TOT	Avg	PF-FO	Ast	TO	Blk	Stl	Pts	Avg	
2010-11																			
TOTAL																			





23 Ben Hansbrough | Senior • 6-3 • 203 Poplar Bluff, Mo. • Poplar Bluff

Career Games With:

Double Figure Points70 (44 at ND)
 20-Plus Points.....16 (12 at ND)
 30-Plus Points.....N/A
 10-Plus Rebounds.....1 (1 at ND)
 10-Plus Assists2 (2 at ND)
 Double-Double2 (2 at ND)

QUICK HITS:

- Has started all 58 contests since putting on an Irish uniform
- Recorded his eighth career 20-point game in the season-opener against Georgia Southern
- Has reached double figures in points in 21 contests this season, including nine times reaching the 20-point mark
- Has led the team in scoring in 13 games this season
- Tied a then-career high with 5 three pointers against Liberty, marking the fourth time he had hit that many three's
- Set a new career high in three pointers against Chicago State, drilling 6-10 from beyond the arc
- Set a season high for assists on the season when he dished out 9 against Maine
- Posted best rebounding total of the season, recording an identical 6 boards in back-to-back games at the Old Spice Classic against California and Wisconsin
- Recorded then-career best 24 points against Indiana State, aided by knocking down a career high 8 field goals (8-12)
- Selected to the BIG EAST Weekly Honor Roll (Nov. 22, Jan. 24, Jan. 31, Feb. 7)
- Tied a then-career high with 10 FT's against Georgetown in the BIG EAST opener, going 10-10 en route to a 17-point performance
- Scored then-career high 26 points against St. John's (Jan. 8) on 8-15 shooting, including a perfect 6-6 from the FT line
- Named BIG EAST Player of The Week (Jan. 10)
- Reached double figures in 10 straight games (Wisconsin through St. John's) marking a personal best streak
- Connected on a career-best 11 free throws (11-12) against Cincinnati, scoring 13 points
- Scored career best 28 points against Marquette (Jan. 22) on 10-15 shooting, which also set a career high in made FG's
- Matched career high in free throws made (11) against Rutgers, en route to scoring 25 points

Season and Career Bests

Points	Season 28 (vs. Marquette 1/22/11) Career 28 (vs. Marquette 1/22/11)	FG's	Season 10 (vs. Marquette 1/22/11) Career 10 (vs. Marquette 1/22/11)
Rebounds	Season 6 (on three occasions) Career 10 (vs. DePaul 1/23/10)	3PT FG's	Season 6 (vs. Chicago State 11/17/10) Career 6 (vs. Chicago State 11/17/10)
Assists	Season 9 (vs. Maine 11/22/10) Career 10 (on two occasions)	FT's	Season 11 (on two occasions) Career 11 (on two occasions)
Steals	Season 4 (vs. St. John's 1/8/11) Career 4 (on five occasions)	Minutes	Season 45 (vs. Georgia 11/25/10) Career 48 (vs. Louisville 2/17/10)
Blocks	Season 1 (vs. Marquette 1/22/11) Career 1 (on six occasions)		

Game-By-Game Stats

	Start	FG-A	3P-A	FT-A	Reb	PF	TP	A	TO	BK	S	Min
Georgia Southern	*	7-10	4-7	2-2	3	3	20	4	2	0	2	24
Liberty	*	7-13	5-8	0-0	2	3	19	4	1	0	1	34
Chicago State	*	7-13	6-10	2-5	5	2	22	6	2	0	0	30
Maine	*	2-7	1-2	6-6	2	2	11	9	3	0	0	30
Georgia	*	3-9	1-3	6-9	5	4	13	2	5	0	0	45
California	*	1-3	1-3	4-6	6	3	7	1	2	0	1	30
Wisconsin	*	4-10	1-4	1-1	6	2	10	1	1	0	1	38
Indiana State	*	8-12	4-5	4-4	2	2	24	5	4	0	1	33
Kentucky	*	7-15	5-9	2-3	0	4	21	2	3	0	1	38
Gonzaga	*	3-7	1-2	6-9	3	2	13	3	2	0	1	36
Stony Brook	*	4-14	2-7	4-4	4	2	14	8	0	0	1	28
UMBC	*	3-9	1-6	3-4	3	1	10	3	2	0	2	23
Georgetown	*	3-11	1-3	10-10	6	3	17	3	2	0	2	37
Syracuse	*	5-13	2-8	0-0	3	2	12	5	0	0	2	37
Connecticut	*	7-16	2-6	5-6	5	2	21	4	2	0	1	40
St. John's	*	8-15	4-9	6-6	4	4	26	3	2	0	4	37
Marquette	*	3-9	0-1	3-3	2	2	9	2	4	0	3	36
St. John's	*	6-10	2-6	4-4	4	4	18	2	3	0	0	34
Cincinnati	*	1-8	0-2	11-12	3	2	13	5	2	0	2	39
Marquette	*	10-15	2-5	6-6	5	3	28	6	0	1	0	39
Pittsburgh	*	8-14	1-6	2-3	4	3	19	7	5	0	1	39
DePaul	*	7-12	5-8	5-9	3	1	24	3	1	0	1	34
Rutgers	*	6-15	2-8	11-13	6	0	25	5	4	0	1	39
Louisville												
USF												
West Virginia												
Providence												
Seton Hall												
Villanova												
Connecticut												

Career Stats vs. BIG EAST

Opponent	GP-GS	Min.	FG-A	3PT-A	FTA	Reb.	A	PF	B	S	Pts.
Cincinnati	3-3	117	8-25	3-14	14-18	12/4.0	19	8	0	4	33/11.0
Connecticut	3-3	118	11-35	5-16	14-18	12/4.0	7	11	0	7	41/13.7
DePaul	2-2	68	11-21	7-12	10-16	13/6.5	10	2	0	1	39/19.5
Georgetown	2-2	76	10-21	4-8	14-15	9/4.5	7	6	1	3	38/19.0
Louisville	1-1	48	4-14	3-10	10-12	8/8.0	3	1	0	2	21/21.0
Marquette	3-3	117	14-30	2-11	11-11	9/3.0	11	9	1	4	41/13.7
Pittsburgh	3-3	113	16-30	3-13	4-6	16/5.3	14	8	1	2	39/13.0
Providence	1-1	39	3-8	1-5	3-5	8/8.0	10	2	1	0	10/10.0
Rutgers	2-2	76	12-27	5-12	14-16	11/5.5	10	3	0	5	43/21.5
St. John's	3-3	113	19-33	9-19	10-10	12/4.0	8	11	0	4	57/19.0
Seton Hall	2-2	72	6-16	3-9	2-3	6/3.0	5	5	1	1	17/8.5
USF	2-2	75	5-15	3-8	3-6	8/4.0	5	5	0	0	16/8.0
Syracuse	2-2	68	7-20	4-15	3-3	4/2.0	7	6	0	2	21/10.5
Villanova	1-1	19	2-3	1-2	2-2	1/1.0	2	5	0	1	7/7.0
West Virginia	2-2	79	7-16	5-9	4-8	11/5.5	13	3	0	2	23/11.5


Career Statistics

Season	GP-GS	Min	Avg	FG-A	Pct	3FG-A	Pct	FT-A	Pct	O-D-TOT	Avg	PF-FO	Ast	TO	Blk	Stl	Pts	Avg
2006-07	35-9	827	23.6	75-175	.429	47-114	.440	58-74	.784	15-83-98	2.8	60-1	112	65	0	35	255	7.3
2007-08	30-28	1005	33.5	98-236	.415	62-173	.358	56-71	.789	20-95-115	3.8	68-2	77	48	2	31	314	10.5
2008-09																		
Did Not Play Due To Transfer Rules																		
2009-10	35-35	1241	35.5	129-284	.454	67-162	.414	94-129	.729	29-107-136	3.9	82-2	153	63	5	37	419	12.0
2010-11	23-23	800	34.8	120-260	.462	53-128	.414	103-125	.824	20-66-86	3.7	56-0	93	52	1	28	396	17.2
TOTAL	123-95	3873	31.5	422-955	.442	229-577	.397	311-399	.779	84-351-435	3.5	266-5	435	228	8	131	1384	11.3

Career BIG EAST Statistics

Season	GP-GS	Min	Avg	FG-A	Pct	3FG-A	Pct	FT-A	Pct	O-D-TOT	Avg	PF-FO	Ast	TO	Blk	Stl	Pts	Avg
2009-10	18-18	670	37.2	62-149	.416	31-86	.360	50-70	.714	18-69-87	4.8	52-2	76	36	3	19	205	11.4
2010-11	11-11	411	37.4	64-138	.464	21-62	.339	63-72	.875	10-35-45	4.1	26-0	45	25	1	17	212	19.3
TOTAL	29-29	1081	37.3	126-287	.439	52-148	.351	113-142	.796	28-104-132	4.6	78-2	121	61	4	36	417	14.4





25 Tom Knight | Sophomore • 6-10 • 253 Dixfield, Maine • Dirigo

Career Games With:

Double Figure Points.....	N/A
20-Plus Points.....	N/A
30-Plus Points.....	N/A
10-Plus Rebounds.....	N/A
10-Plus Assists.....	N/A
Double-Double.....	N/A

QUICK HITS:

- After sitting out last season, scored first points of Irish career against Georgia Southern in a 7-point, 4-rebound performance over his 9 minutes of game time
- Has seen playing time in 10 games on the year
- Recorded first block of Irish career against Chicago State
- Tied career bests in points (7), field goals (3), blocks (1) along with minutes (9), while also setting a new best with 5 rebounds against UMBC
- Saw time in first BIG EAST game of career against Syracuse
- Pulled down first BIG EAST rebound against Marquette (Jan. 10)
- Scored first career BIG EAST points, recording 2 pts. against DePaul on 1-1 shooting

Season and Career Bests

Points		FG's	
Season	7 (on two occasions)	Season	3 (on two occasions)
Career	7 (on two occasions)	Career	3 (on two occasions)
Rebounds		3PT FG's	
Season	5 (vs. UMBC 12/22/10)	Season	--
Career	5 (vs. UMBC 12/22/10)	Career	--
Assists		FT's	
Season	1 (on two occasions)	Season	1 (on two occasions)
Career	1 (on two occasions)	Career	1 (on two occasions)
Steals		Minutes	
Season	--	Season	9 (on two occasions)
Career	--	Career	9 (on two occasions)
Blocks			
Season	1 (on two occasions)		
Career	1 (on two occasions)		

Game-By-Game Stats

	Start	FG-A	3P-A	FT-A	Reb	PF	TP	A	TO	BK	S	Min
Georgia Southern		3-3	0-0	1-1	4	1	7	1	1	0	0	9
Liberty		0-1	0-0	0-0	1	0	0	1	0	0	0	1
Chicago State		0-2	0-0	0-0	2	0	0	0	0	1	0	7
Maine		1-2	0-0	0-0	0	0	2	0	0	0	0	6
Georgia												DNP
California												DNP
Wisconsin												DNP
Indiana State												DNP
Kentucky												DNP
Gonzaga												DNP
Stony Brook		0-2	0-0	0-0	1	0	0	0	0	0	0	4
UMBC		3-5	0-0	1-1	5	0	7	0	0	1	0	9
Georgetown												DNP
Syracuse		0-0	0-0	0-0	0	0	0	0	0	0	0	0+
Connecticut												DNP
St. John's												DNP
Marquette		0-0	0-0	0-0	1	0	0	0	0	0	0	2
St. John's		0-0	0-0	0-0	0	0	0	0	0	0	0	1
Cincinnati												DNP
Marquette												DNP
Pittsburgh												DNP
DePaul		1-1	0-0	0-0	0	0	2	0	0	0	0	2
Rutgers												DNP
Louisville												
USF												
West Virginia												
Providence												
Seton Hall												
Villanova												
Connecticut												

Career Stats vs. BIG EAST

Opponent	GP-GS	Min.	FG-A	3PT-A	FT-A	Reb.	A	PF	B	S	Pts.
Cincinnati	0-0	0	0-0	0-0	0-0	0/0.0	0	0	0	0	0/0.0
Connecticut	0-0	0	0-0	0-0	0-0	0/0.0	0	0	0	0	0/0.0
DePaul	1-0	2	1-1	0-0	0-0	0/0.0	0	0	0	0	2/2.0
Georgetown	0-0	0	0-0	0-0	0-0	0/0.0	0	0	0	0	0/0.0
Louisville	0-0	0	0-0	0-0	0-0	0/0.0	0	0	0	0	0/0.0
Marquette	1-0	2	0-0	0-0	0-0	1/1.0	0	0	0	0	0/0.0
Pittsburgh	0-0	0	0-0	0-0	0-0	0/0.0	0	0	0	0	0/0.0
Providence	0-0	0	0-0	0-0	0-0	0/0.0	0	0	0	0	0/0.0
Rutgers	0-0	0	0-0	0-0	0-0	0/0.0	0	0	0	0	0/0.0
St. John's	1-0	0	0-0	0-0	0-0	0/0.0	0	0	0	0	0/0.0
Seton Hall	0-0	0	0-0	0-0	0-0	0/0.0	0	0	0	0	0/0.0
USF	0-0	0	0-0	0-0	0-0	0/0.0	0	0	0	0	0/0.0
Syracuse	1-0	0+	0-0	0-0	0-0	0/0.0	0	0	0	0	0/0.0
Villanova	0-0	0	0-0	0-0	0-0	0/0.0	0	0	0	0	0/0.0
West Virginia	0-0	0	0-0	0-0	0-0	0/0.0	0	0	0	0	0/0.0

Career Statistics

Season	GP-GS	Min	Avg	FG-A	Pct	3FG-A	Pct	FT-A	Pct	O-D-TOT	Avg	PF-FO	Ast	TO	Blk	Stl	Pts	Avg	
2009-10										Did Not Play									
2010-11	10-0	41	4.1	8-16	.500	0-0	.000	2-2	1.000	7-7-14	1.4	1-0	2	1	2	0	18	1.8	
TOTAL	10-0	41	4.1	8-16	.500	0-0	.000	2-2	1.000	7-7-14	1.4	1-0	2	1	2	0	18	1.8	

Career BIG EAST Statistics

Season	GP-GS	Min	Avg	FG-A	Pct	3FG-A	Pct	FT-A	Pct	O-D-TOT	Avg	PF-FO	Ast	TO	Blk	Stl	Pts	Avg	
2009-10										Did Not Play									
2010-11	4-0	5	1.3	1-1	1.000	0-0	.000	0-0	.000	1-0-1	0.3	0-0	0	0	0	0	2	0.5	
TOTAL	4-0	5	1.3	1-1	1.000	0-0	.000	0-0	.000	1-0-1	0.3	0-0	0	0	0	0	2	0.5	





32 Joey Brooks | Sophomore • 6-6 • 215 Houston, Texas • Strake Jesuit Prep School

Career Games With:

Double Figure Points.....	1
20-Plus Points.....	N/A
30-Plus Points.....	N/A
10-Plus Rebounds.....	N/A
10-Plus Assists.....	N/A
Double-Double.....	N/A

QUICK HITS:

- Has played in 20 games on season
- Recorded double-digit minutes of action in eight contests this season
- Played then-career high in minutes in the season opener against Georgia Southern, seeing 19 minutes of action (7 points, 3 rebounds)
- Also set career high in steals against Georgia Southern with 3
- Matched his career high of four rebounds against Chicago State
- Pulled down personal best four rebounds for second time on the season and third time of career, while setting passing off a career-high three assists against UMBC
- Made a season-best 5 free throws against St. John's (Jan. 8) in nine minutes of action
- Posted most minutes in career and in a BIG EAST game (24) against St. John's (Jan. 16)

Opponent	GP-GS	Min.	FG-A	3PT-A	FT-A	Reb.	A	PF	B	S	Pts.
Cincinnati	3-0	8	1-3	1-3	0-1	3/1.0	0	0	0	0	3/1.0
Connecticut	3-0	8	0-0	0-0	0-0	1/0.3	1	2	0	0	0/0.0
DePaul	2-0	11	0-0	0-0	2-2	1/0.5	0	0	0	0	2/1.0
Georgetown	0-0	0	0-0	0-0	0-0	0/0.0	0	0	0	0	0/0.0
Louisville	1-0	2	0-0	0-0	0-0	0/0.0	0	1	0	0	0/0.0
Marquette	2-0	18	1-2	0-0	1-4	1/0.5	0	3	0	2	3/1.5
Pittsburgh	0-0	0	0-0	0-0	0-0	0/0.0	0	0	0	0	0/0.0
Providence	0-0	0	0-0	0-0	0-0	0/0.0	0	0	0	0	0/0.0
Rutgers	2-0	5	0-1	0-0	0-0	0/0.0	0	0	0	1	0/0.0
St. John's	3-0	38	1-1	0-0	9-16	5/1.7	0	4	0	2	11/3.7
Seton Hall	2-0	8	1-1	0-0	1-2	0/0.0	0	2	0	1	3/1.5
USF	0-0	0	0-0	0-0	0-0	0/0.0	0	0	0	0	0/0.0
Syracuse	1-0	1	0-0	0-0	0-0	0/0.0	0	0	0	0	0/0.0
Villanova	1-0	7	1-2	0-0	0-0	0/0.0	1	0	0	1	2/2.0
West Virginia	1-0	9	2-3	1-1	0-0	0/0.0	0	1	0	0	5/5.0

Career Stats vs. BIG EAST

Season and Career Bests

Points	Season 7 (vs. Georgia Southern 11/12/10)	FG's	Season 3 (vs. Georgia Southern 11/12/10)
Career 12 (vs. Bucknell 12/22/09)	Career 3 (on two occasions)	3PT FG's	Season 1 (vs. Georgia Southern 11/12/10)
Rebounds	Season 4 (on three occasions)	Career 1 (on five occasions)	FT's
Career 4 (on four occasions)	Career 3 (vs. St. John's 1/8/11)	Career 6 (vs. Bucknell 12/22/09)	Season 5 (vs. St. John's 1/8/11)
Assists	Season 3 (vs. UMBC 12/22/10)	Career 6 (vs. Bucknell 12/22/09)	Minutes
Career 3 (vs. UMBC 12/22/10)	Season 24 (vs. St. John's 1/16/11)	Career 24 (vs. St. John's 1/16/11)	Season 24 (vs. St. John's 1/16/11)
Steals	Season 3 (vs. Georgia Southern 11/12/10)	Career 24 (vs. St. John's 1/16/11)	
Career 3 (vs. Georgia Southern 11/12/10)			
Blocks	Season --		
Career --			

Game-By-Game Stats

	Start	FG-A	3P-A	FT-A	Reb	PF	TP	A	TO	BK	S	Min
Georgia Southern	3-7	1-4	0-0	0-0	3	2	7	2	1	0	3	19
Liberty	2-2	0-0	0-0	0-0	3	1	4	1	0	0	0	12
Chicago State	1-6	0-4	3-6	4	0	5	1	2	0	1	17	
Maine	0-0	0-0	0-0	0	2	0	1	1	0	0	9	
Georgia	0-0	0-0	0-0	0	0	0	0	1	0	0	2	
California	0-0	0-0	0-0	0	1	0	0	0	0	0	5	
Wisconsin												DNP
Indiana State	0-0	0-0	2-4	3	1	2	1	0	0	0	11	
Kentucky	0-0	0-0	0-0	0	0	0	0	0	0	0	4	
Gonzaga	0-0	0-0	0-2	0	0	0	0	0	0	1	1	
Stony Brook	3-5	0-0	0-0	2	2	6	1	2	0	0	10	
UMBC	0-4	0-1	0-0	4	1	0	3	3	0	0	17	
Georgetown												DNP
Syracuse	0-0	0-0	0-0	0	0	0	0	0	0	0	1	
Connecticut	0-0	0-0	0-0	0	0	0	0	0	0	0	7	
St. John's	0-0	0-0	5-8	1	1	5	0	1	0	0	9	
Marquette	1-2	0-0	1-2	1	3	3	0	0	0	2	17	
St. John's	1-1	0-0	2-6	4	3	4	0	2	0	2	24	
Cincinnati	0-2	0-2	0-1	2	0	0	0	0	0	0	5	
Marquette	0-0	0-0	0-2	0	0	0	0	0	0	0	1	
Pittsburgh												DNP
DePaul	0-0	0-0	2-2	0	0	2	0	1	0	0	9	
Rutgers	0-0	0-0	0-0	0	0	0	0	0	0	0	2	
Louisville												
USF												
West Virginia												
Providence												
Seton Hall												
Villanova												
Connecticut												


Career Statistics

Season	GP-GS	Min	Avg	FG-A	Pct	3FG-A	Pct	FT-A	Pct	O-D-TOT	Avg	PF-FO	Ast	TO	Blk	Stl	Pts	Avg
2009-10	22-0	86	3.9	15-31	.484	4-7	.571	11-16	.688	5-4-9	0.4	12-0	4	5	0	9	45	2.0
2010-11	20-0	182	9.1	11-29	.379	1-11	.091	15-33	.455	6-21-27	1.4	18-0	10	14	0	9	38	1.9
TOTAL	42-0	268	6.4	26-60	.433	5-18	.278	26-49	.531	11-25-36	0.9	30-0	14	19	0	18	83	2.0

Career BIG EAST Statistics

Season	GP-GS	Min	Avg	FG-A	Pct	3FG-A	Pct	FT-A	Pct	O-D-TOT	Avg	PF-FO	Ast	TO	Blk	Stl	Pts	Avg
2009-10	11-0	39	3.5	5-8	.625	2-2	1.000	3-4	.750	0-3-3	0.3	5-0	2	1	0	3	15	1.4
2010-11	9-0	75	8.3	2-5	.400	0-2	.000	10-21	.476	1-7-8	0.9	8-0	0	4	0	4	14	1.6
TOTAL	20-0	114	5.7	7-13	.538	2-4	.500	13-25	.520	1-10-11	0.6	13-0	2	5	0	7	29	1.5





33 Mike Broghammer | Sophomore • 6-9 • 248 Orono, Minn. • Hopkins

Career Games With:

Double Figure Points.....	N/A
20-Plus Points.....	N/A
30-Plus Points.....	N/A
10-Plus Rebounds.....	N/A
10-Plus Assists.....	N/A
Double-Double.....	N/A

QUICK HITS:

- Matched career high in points and minutes in season opener against Georgia Southern, recording 5 points in 11 minutes of action
- Set career high in rebounds against Chicago State, pulling down four boards in the contest
- Recorded first assist of season in a career-tying 11 minutes of action against UMBC
- Scored first points of BIG EAST season against Marquette (Jan. 10)
- Picked up first career BIG EAST block against St. John's (Jan. 16)

Season and Career Bests

Points	Season 5 (vs. Georgia Southern 11/12/10) Career 5 (on three occasions)	FG's	Season 2 (on two occasions) Career 2 (on five occasions)
Rebounds	Season 4 (vs. Chicago State 11/17/10) Career 4 (vs. Chicago State 11/17/10)	3PT FG's	Season -- Career 1 (vs. Bucknell 12/22/09)
Assists	Season 1 (vs. UMBC 12/22/10) Career 1 (on three occasions)	FT's	Season 1 (on two occasions) Career 1 (on six occasions)
Steals	Season -- Career 2 (vs. Louisville 2/17/10)	Minutes	Season 11 (on two occasions) Career 11 (on three occasions)
Blocks	Season 1 (on two occasions) Career 1 (on three occasions)		

Game-By-Game Stats

	Start	FG-A	3P-A	FT-A	Reb	PF	TP	A	TO	BK	S	Min
Georgia Southern		2-6	0-0	1-2	2	4	5	0	0	1	0	11
Liberty		0-1	0-0	0-0	1	0	0	0	0	0	0	1
Chicago State		2-4	0-0	0-2	4	3	4	0	1	0	0	10
Maine		0-0	0-0	0-0	0	0	0	0	1	0	0	4
Georgia												DNP
California												DNP
Wisconsin												DNP
Indiana State												DNP
Kentucky												DNP
Gonzaga		0-0	0-0	0-0	0	0	0	0	0	0	0	1
Stony Brook		2-4	0-0	0-0	0	0	4	0	0	0	0	9
UMBC		1-4	0-0	1-2	3	1	3	1	0	0	0	11
Georgetown												DNP
Syracuse		0-0	0-0	0-0	0	0	0	0	0	0	0	1
Connecticut												DNP
St. John's												DNP
Marquette		1-1	0-0	0-0	0	0	2	0	0	0	0	2
St. John's		0-0	0-0	0-0	0	0	0	0	0	1	0	2
Cincinnati												DNP
Marquette												DNP
Pittsburgh												DNP
DePaul												DNP
Rutgers												DNP
Louisville												
USF												
West Virginia												
Providence												
Seton Hall												
Villanova												
Connecticut												

Career Stats vs. BIG EAST

Opponent	GP-GS	Min.	FG-A	3PT-A	FT-A	Reb.	A	PF	B	S	Pts.
Cincinnati	0-0	0	0-0	0-0	0-0	0/0.0	0	0	0	0	0/0.0
Connecticut	1-0	1	0-0	0-0	0-0	0/0.0	0	0	0	0	0/0.0
DePaul	0-0	0	0-0	0-0	0-0	0/0.0	0	0	0	0	0/0.0
Georgetown	0-0	0	0-0	0-0	0-0	0/0.0	0	0	0	0	0/0.0
Louisville	1-0	10	1-2	0-0	0-0	1/1.0	0	5	0	2	2/2.0
Marquette	1-0	2	1-1	0-0	0-0	0/0.0	0	0	0	0	2/2.0
Pittsburgh	1-0	3	0-1	0-0	0-0	0/0.0	0	0	0	0	0/0.0
Providence	0-0	0	0-0	0-0	0-0	0/0.0	0	0	0	0	0/0.0
Rutgers	0-0	0	0-0	0-0	0-0	0/0.0	0	0	0	0	0/0.0
St. John's	1-0	2	0-0	0-0	0-0	0/0.0	0	0	1	0	0/0.0
Seton Hall	0-0	0	0-0	0-0	0-0	0/0.0	0	0	0	0	0/0.0
USF	0-0	0	0-0	0-0	0-0	0/0.0	0	0	0	0	0/0.0
Syracuse	1-0	1	0-0	0-0	0-0	0/0.0	0	0	0	0	0/0.0
Villanova	0-0	0	0-0	0-0	0-0	0/0.0	0	0	0	0	0/0.0
West Virginia	0-0	0	0-0	0-0	0-0	0/0.0	0	0	0	0	0/0.0


Career Statistics

Season	GP-GS	Min	Avg	FG-A	Pct	3FG-A	Pct	FT-A	Pct	O-D-TOT	Avg	PF-FO	Ast	TO	Blk	Stl	Pts	Avg
2009-10	13-0	71	5.5	10-22	.455	1-4	.250	3-7	.429	8-6-14	1.1	13-1	2	4	1	4	24	1.8
2010-11	10-0	52	5.2	8-20	.400	0-0	.000	2-6	.333	6-4-10	1.0	8-0	1	2	2	0	18	1.8
TOTAL	23-0	123	5.3	18-42	.429	1-4	.250	5-13	.385	14-10-24	1.0	21-1	3	6	3	4	42	1.8

Career BIG EAST Statistics

Season	GP-GS	Min	Avg	FG-A	Pct	3FG-A	Pct	FT-A	Pct	O-D-TOT	Avg	PF-FO	Ast	TO	Blk	Stl	Pts	Avg
2009-10	3-0	14	4.7	1-3	.333	0-0	.000	0-0	.000	1-0-1	0.3	5-1	0	1	0	2	2	0.7
2010-11	3-0	5	1.7	1-1	1.000	0-0	.000	0-0	.000	0-0-0	0.0	0-0	0	0	0	0	2	0.7
TOTAL	6-0	19	3.2	2-4	.500	0-0	.000	0-0	.000	1-0-1	0.2	5-1	0	1	0	2	4	0.7





34 Carleton Scott | Senior • 6-8 • 218 San Antonio, Texas • James Madison

Career Games With:

Double Figure Points.....	17
20-Plus Points.....	2
30-Plus Points.....	N/A
10-Plus Rebounds.....	9
10-Plus Assists.....	N/A
Double-Double.....	8

QUICK HITS:

- Has started 27 contests for the Irish
- Has reached double figures in points 13 times this season, including a string of 10 consecutive (Chicago State through UMBC)
- Recorded first double-double of the season against Chicago State, posting 17 points (matched then-career high) along with a team-leading 11 rebounds
- Also matched then-career high in three-point field goals with three against the Cougars
- Tied career high in three pointers the following game against Maine, netting three more
- Posted back-to-back double-doubles at the Old Spice Classic against Georgia (11 pts., 11 rebs.) and California (16 pts., 10 rebs.) and finished tourney with 12 points against Wisconsin, earning a spot on All-Tournament Team
- Tied career high with 4 blocks against Indiana State, while also reaching double figures in the sixth-straight contest
- Set career high in points against Gonzaga with 23, aided by a career best 8 free throws
- Was a perfect 8-8 from the field and 4-4 from three-point range (20 points) while recording a then career-high five assists against Stony Brook
- Selected to the BIG EAST Weekly Honor Roll (Dec. 20)
- Dished out a career-best 6 assists against UMBC
- Missed four straight games (Connecticut-St. John's) with hamstring injury
- Returned to action in reserve role against Cincinnati, scoring six points
- Returned to starting lineup against Marquette (Jan. 22), recording third double-double of season (11 pts., 10 rebs.)
- Connected on career-high five three pointers (5-6) against Pittsburgh, finishing with 16 points and nine rebounds
- Recorded fifth double-double of season with 12 point, 11 rebound performance versus Rutgers

Opponent	GP-GS	Min.	Career Stats vs. BIG EAST										
			FG-A	3PT-A	FT-A	Reb.	A	PF	B	S	Pts.		
Cincinnati	4-0	50	7-12	3-6	0-1	9/2.3	1	8	3	2	17/4.3		
Connecticut	4-1	55	4-12	2-6	2-4	16/4.0	4	3	4	1	12/3.0		
DePaul	2-1	40	3-12	0-6	2-2	6/3.0	3	2	2	0	8/4.0		
Georgetown	2-2	72	7-14	3-8	4-4	16/8.0	7	5	5	4	21/10.5		
Louisville	3-1	37	2-5	1-2	4-4	7/2.3	1	5	4	1	9/3.0		
Marquette	2-2	76	8-18	2-7	7-8	23/11.5	2	5	1	2	25/12.5		
Pittsburgh	3-2	87	10-18	7-9	1-1	14/4.7	2	10	2	1	28/9.3		
Providence	2-0	3	0-0	0-0	0-0	1/0.5	0	2	0	0	0/0.0		
Rutgers	2-1	34	4-6	2-2	2-2	11/5.5	0	2	3	1	12/6.0		
St. John's	2-0	28	3-6	1-2	0-0	6/3.0	3	4	1	0	7/3.5		
Seton Hall	2-1	31	6-11	1-4	0-0	11/5.5	1	5	1	1	13/6.5		
USF	2-0	17	1-1	1-1	0-0	6/3.0	1	2	2	0	3/1.5		
Syracuse	3-1	45	5-10	1-3	0-0	9/3.0	4	6	0	0	11/3.7		
Villanova	2-0	13	0-1	0-1	0-0	2/1.0	1	3	3	1	0/0.0		
West Virginia	2-1	35	3-7	2-5	0-0	5/2.5	2	2	1	0	8/4.0		

Season and Career Bests

Points	Season: 23 (vs. Gonzaga 12/11/10)	Career: 23 (vs. Gonzaga 12/11/10)	FG's	Season: 6 (on two occasions)	Career: 7 (vs. Georgetown 2/27/10)
Rebounds	Season: 11 (on three occasions)	Career: 14 (vs. Connecticut 3/3/10)	3PT FG's	Season: 5 (vs. Pittsburgh 1/24/11)	Career: 5 (vs. Pittsburgh 1/24/11)
Assists	Season: 6 (vs. UMBC 12/22/10)	Career: 6 (vs. UMBC 12/22/10)	FT's	Season: 8 (vs. Gonzaga 12/11/10)	Career: 8 (vs. Gonzaga 12/11/10)
Steals	Season: 2 (on two occasions)	Career: 2 (on three occasions)	Minutes	Season: 38 (on two occasions)	Career: 42 (at Marquette 3/6/10)
Blocks	Season: 4 (vs. Indiana State 11/30/10)	Career: 4 (on two occasions)			

Game-By-Game Stats

	Start	FG-A	3P-A	FT-A	Reb	PF	TP	A	TO	BK	S	Min
Georgia Southern	*	2-3	0-1	2-2	7	4	6	4	0	0	1	20
Liberty	*	2-6	0-3	0-2	6	3	4	2	3	2	0	25
Chicago State	*	6-8	3-4	2-2	11	4	17	3	2	3	1	23
Maine	*	4-7	3-4	0-0	2	1	11	0	0	2	1	24
Georgia	*	5-12	1-6	0-0	11	5	11	3	4	0	0	38
California	*	5-17	0-9	6-6	10	1	16	2	1	3	2	35
Wisconsin	*	4-8	2-5	2-2	7	3	12	0	2	3	0	38
Indiana State	*	4-7	1-3	2-2	8	4	11	2	1	4	0	35
Kentucky	*	4-11	0-4	2-3	8	3	10	1	0	2	0	31
Gonzaga	*	6-9	3-5	8-9	4	1	23	2	1	1	0	21
Stony Brook	*	8-8	4-4	0-0	4	0	20	5	1	0	0	26
UMBC	*	4-7	2-4	2-2	4	0	12	6	1	3	1	22
Georgetown	*	0-6	0-4	4-4	7	2	4	4	1	2	2	37
Syracuse	*	4-5	1-2	0-0	0	3	9	2	2	0	0	25
Connecticut												DNP-injured
St. John's												DNP-injured
Marquette												DNP-injured
St. John's												DNP-injured
Cincinnati		2-2	2-2	0-0	2	2	6	1	1	1	1	15
Marquette	*	3-8	1-4	4-4	10	3	11	1	1	1	2	34
Pittsburgh	*	5-11	5-6	1-1	9	2	16	0	0	1	0	34
DePaul	*	3-10	0-5	2-2	5	2	8	3	2	2	0	32
Rutgers	*	4-6	2-2	2-2	11	2	12	0	0	3	1	34
Louisville												
USF												
West Virginia												
Providence												
Seton Hall												
Villanova												
Connecticut												

Career Statistics

Season	GP-GS	Min	Avg	FG-A	Pct	3FG-A	Pct	FT-A	Pct	O-D-TOT	Avg	PF-FO	Ast	TO	Blk	Stl	Pts	Avg	
2007-08										Did Not Play									
2008-09	20-0	90	4.5	20-31	.645	3-7	.429	7-9	.778	6-17-23	1.2	10-0	7	2	3	5	50	2.5	
2009-10	34-9	641	18.9	68-138	.493	19-54	.352	16-21	.762	45-112-157	4.6	63-3	37	29	37	16	171	5.0	
2010-11	19-18	549	28.9	75-151	.497	30-77	.390	39-43	.907	25-101-126	6.6	45-1	41	23	33	12	219	11.5	
TOTAL	73-27	1280	17.5	163-320	.509	52-138	.377	62-73	.849	76-230-306	4.2	118-4	85	54	73	33	440	6.0	

Career BIG EAST Statistics

Season	GP-GS	Min	Avg	FG-A	Pct	3FG-A	Pct	FT-A	Pct	O-D-TOT	Avg	PF-FO	Ast	TO	Blk	Stl	Pts	Avg	
2007-08										Did Not Play									
2008-09	11-0	16	1.5	4-6	.667	1-2	.500	0-0	.000	0-5-5	0.5	3-0	0	0	1	0	9	0.8	
2009-10	17-5	317	18.6	29-65	.446	13-30	.433	9-13	.692	20-60-80	4.7	32-1	18	11	19	7	80	4.7	
2010-11	7-6	211	30.1	21-48	.438	11-25	.440	13-13	1.000	10-34-44	6.3	16-0	11	7	10	6	66	9.4	
TOTAL	35-11	544	15.5	54-119	.454	25-57	.439	22-26	.846	30-99-129	3.7	51-1	29	18	30	13	155	4.4	





45 Jack Cooley | Sophomore • 6-9 • 244 Glenview, Ill. • Glenbrook South

Career Games With:

Double Figure Points.....	2
20-Plus Points.....	N/A
30-Plus Points.....	N/A
10-Plus Rebounds.....	N/A
10-Plus Assists.....	N/A
Double-Double.....	N/A

QUICK HITS:

- Played in all 23 games on the season
- Played 10+ minutes in 13 games on the season
- Recorded double figure points for the first time in Irish career against Georgia Southern, netting 11 points
- Set career high in points (13) and field goals (6) against Maine, along with matching his career high in blocks with two
- Recorded season-best 18 minutes against Georgia in opening round of Old Spice Classic
- Matched career high with 2 steals against Gonzaga in 9 minutes of play

Season and Career Bests

Points		FG's	
Season	13 (vs. Maine 11/22/10)	Season	6 (vs. Maine 11/22/10)
Career	13 (vs. Maine 11/22/10)	Career	6 (vs. Maine 11/22/10)
Rebounds		3PT FG's	
Season	6 (on three occasions)	Season	--
Career	8 (vs. Bucknell 12/22/09)	Career	--
Assists		FT's	
Season	2 (on two occasions)	Season	3 (on two occasions)
Career	2 (on two occasions)	Career	3 (on two occasions)
Steals		Minutes	
Season	2 (vs. Gonzaga 12/11/10)	Season	18 (on three occasions)
Career	2 (on two occasions)	Career	19 (vs. Louisville 2/17/10)
Blocks			
Season	2 (vs. Maine 11/22/10)		
Career	2 (vs. Bucknell 12/22/09)		

Game-By-Game Stats

	Start	FG-A	3P-A	FT-A	Reb	PF	TP	A	TO	BK	S	Min
Georgia Southern	4-5	0-0	3-3	3-3	6	2	11	1	0	1	0	16
Liberty	0-0	0-0	0-0	0-0	4	2	0	0	2	0	0	12
Chicago State	3-4	0-0	0-2	5	1	6	0	0	1	0	0	13
Maine	6-7	0-0	1-1	5	2	13	0	2	2	0	0	14
Georgia	2-5	0-0	3-4	4	0	7	2	0	0	0	0	18
California	0-3	0-0	1-2	2	2	1	1	0	1	0	0	8
Wisconsin	0-0	0-0	0-0	2	0	0	0	0	0	0	0	7
Indiana State	0-0	0-0	0-0	0	1	0	0	0	0	0	0	1
Kentucky	2-3	0-0	0-2	5	3	4	2	1	0	0	0	13
Gonzaga	1-2	0-0	0-0	1	3	2	0	0	1	2	9	
Stony Brook	3-4	0-0	1-1	3	1	7	0	0	1	0	0	10
UMBC	3-3	0-0	2-2	4	3	8	0	0	0	0	0	13
Georgetown	1-1	0-0	0-0	1	0	2	0	0	0	0	0	5
Syracuse	2-3	0-0	0-0	2	2	4	0	0	1	0	0	12
Connecticut	1-2	0-0	0-0	6	2	2	0	0	0	1	18	
St. John's	2-3	0-0	1-2	6	2	5	0	1	1	1	18	
Marquette	0-2	0-0	0-0	3	0	0	0	0	0	0	9	
St. John's	0-2	0-0	2-4	2	2	2	0	0	1	0	10	
Cincinnati	0-0	0-0	0-0	0	1	0	0	1	1	0	9	
Marquette	0-0	0-0	0-0	0	2	0	0	1	0	0	2	
Pittsburgh	1-1	0-0	0-0	1	2	2	0	0	1	0	10	
DePaul	1-2	0-0	1-2	1	3	3	1	0	0	0	7	
Rutgers	1-2	0-0	0-0	1	0	2	0	0	1	0	4	
Louisville												
USF												
West Virginia												
Providence												
Seton Hall												
Villanova												
Connecticut												

Career Stats vs. BIG EAST

Opponent	GP-GS	Min.	FG-A	3PT-A	FT-A	Reb.	A	PF	B	S	Pts.
Cincinnati	2-0	10	0-0	0-0	0-0	0/0.0	0	1	1	0	0/0.0
Connecticut	3-0	27	2-4	0-0	1-2	9/3.0	0	4	0	1	5/1.7
DePaul	1-0	7	1-2	0-0	1-2	1/1.0	1	3	0	0	3/3.0
Georgetown	2-0	17	3-3	0-0	0-0	4/2.0	0	0	0	0	6/3.0
Louisville	1-0	19	1-1	0-0	0-1	5/5.0	0	5	1	2	2/2.0
Marquette	2-0	11	0-2	0-0	0-0	3/1.5	0	2	0	0	0/0.0
Pittsburgh	2-0	23	1-2	0-0	0-1	5/2.5	0	5	2	0	2/1.0
Providence	0-0	0	0-0	0-0	0-0	0/0.0	0	0	0	0	0/0.0
Rutgers	1-0	4	1-2	0-0	0-0	1/1.0	0	0	1	0	2/2.0
St. John's	3-0	29	2-5	0-0	3-6	8/2.7	0	4	2	1	7/2.3
Seton Hall	0-0	2	0-0	0-0	0-0	0/0.0	0	0	0	0	0/0.0
USF	1-0	0	0-0	0-0	0-0	0/0.0	0	1	0	0	0/0.0
Syracuse	1-0	12	2-3	0-0	0-0	2/2.0	0	2	1	0	4/4.0
Villanova	1-0	3	0-0	0-0	0-0	0/0.0	0	0	0	0	0/0.0
West Virginia	0-0	0	0-0	0-0	0-0	0/0.0	0	0	0	0	0/0.0

Career Statistics

Season	GP-GS	Min	Avg	FG-A	Pct	3FG-A	Pct	FT-A	Pct	O-D-TOT	Avg	PF-FO	Ast	TO	Blk	Stl	Pts	Avg
2009-10	21-0	111	5.3	8-20	.400	0-0	.000	4-12	.333	22-15-37	1.8	19-1	1	4	5	3	20	1.0
2010-11	23-0	238	10.3	33-54	.611	0-0	.000	15-25	.600	29-35-64	2.8	36-0	7	8	13	5	81	3.5
TOTAL	44-0	349	7.9	41-74	.554	0-0	.000	19-37	.514	51-50-101	2.3	55-1	8	12	18	8	101	2.3

Career BIG EAST Statistics

Season	GP-GS	Min	Avg	FG-A	Pct	3FG-A	Pct	FT-A	Pct	O-D-TOT	Avg	PF-FO	Ast	TO	Blk	Stl	Pts	Avg
2009-10	9-0	59	6.6	4-6	.667	0-0	.000	1-4	.250	7-8-15	1.7	14-1	0	1	2	2	9	1.0
2010-11	11-0	104	9.5	9-18	.500	0-0	.000	4-8	.500	8-15-23	2.1	16-0	1	3	6	2	22	2.0
TOTAL	20-0	163	8.2	13-24	.542	0-0	.000	5-12	.417	15-23-38	1.9	30-1	1	4	8	4	31	1.6





Notre Dame Fighting Irish

Game 24 • Feb. 9, 2011

19-4	Overall	18-5
8-3	BIG EAST	7-3
8th	AP	16th
7th	ESPN	15th
9	RPI	26

Louisville Cardinals

Purcell Pavilion • Notre Dame, Ind.



	0	<p>Eric Atkins</p> <ul style="list-style-type: none"> Started a total of six games on the year Ranked first in BIG EAST in overall assist/turnover ratio (2.8) Passed off career-high seven assists against St. John's (Jan. 16) 	<p>Guard • 6-2 • Freshman • Columbia, Md. • Mt. St. Joseph</p> <table border="1"> <thead> <tr> <th></th> <th>MIN</th> <th>PTS</th> <th>REB</th> <th>APG</th> <th>FG%</th> <th>3FG%</th> <th>FT%</th> </tr> </thead> <tbody> <tr> <td>2010-11</td> <td>27.8</td> <td>7.1</td> <td>2.3</td> <td>3.5</td> <td>45.1</td> <td>38.0</td> <td>71.2</td> </tr> <tr> <td>CAREER</td> <td>27.8</td> <td>7.1</td> <td>2.3</td> <td>3.5</td> <td>45.1</td> <td>38.0</td> <td>71.2</td> </tr> </tbody> </table>		MIN	PTS	REB	APG	FG%	3FG%	FT%	2010-11	27.8	7.1	2.3	3.5	45.1	38.0	71.2	CAREER	27.8	7.1	2.3	3.5	45.1	38.0	71.2
	MIN	PTS	REB	APG	FG%	3FG%	FT%																				
2010-11	27.8	7.1	2.3	3.5	45.1	38.0	71.2																				
CAREER	27.8	7.1	2.3	3.5	45.1	38.0	71.2																				
	1	<p>Tyrone Nash</p> <ul style="list-style-type: none"> Averaging 2.5 offensive rebounds per game in BIG EAST play (14th) Started 58 consecutive contests Registered three double-doubles on season 	<p>Forward • 6-8 • Senior • Queens, N.Y. • Northfield Mt. Hermon</p> <table border="1"> <thead> <tr> <th></th> <th>MIN</th> <th>PTS</th> <th>REB</th> <th>APG</th> <th>FG%</th> <th>3FG%</th> <th>FT%</th> </tr> </thead> <tbody> <tr> <td>2010-11</td> <td>28.7</td> <td>9.7</td> <td>5.8</td> <td>2.7</td> <td>46.7</td> <td>100.0</td> <td>70.7</td> </tr> <tr> <td>CAREER</td> <td>18.9</td> <td>5.7</td> <td>4.3</td> <td>1.4</td> <td>50.8</td> <td>50.0</td> <td>62.4</td> </tr> </tbody> </table>		MIN	PTS	REB	APG	FG%	3FG%	FT%	2010-11	28.7	9.7	5.8	2.7	46.7	100.0	70.7	CAREER	18.9	5.7	4.3	1.4	50.8	50.0	62.4
	MIN	PTS	REB	APG	FG%	3FG%	FT%																				
2010-11	28.7	9.7	5.8	2.7	46.7	100.0	70.7																				
CAREER	18.9	5.7	4.3	1.4	50.8	50.0	62.4																				
	5	<p>Tom Kopko</p> <ul style="list-style-type: none"> Seen action in eight games this season Notched three points against Maine (Nov. 22) Played career best five minutes against Chicago State (Nov. 17) 	<p>Guard • 6-2 • Senior • Chicago, Ill. • Lawrence</p> <table border="1"> <thead> <tr> <th></th> <th>MIN</th> <th>PTS</th> <th>REB</th> <th>APG</th> <th>FG%</th> <th>3FG%</th> <th>FT%</th> </tr> </thead> <tbody> <tr> <td>2010-11</td> <td>2.4</td> <td>0.4</td> <td>0.3</td> <td>0.4</td> <td>16.7</td> <td>25.0</td> <td>--</td> </tr> <tr> <td>CAREER</td> <td>2.0</td> <td>0.9</td> <td>0.1</td> <td>0.2</td> <td>39.1</td> <td>28.6</td> <td>33.3</td> </tr> </tbody> </table>		MIN	PTS	REB	APG	FG%	3FG%	FT%	2010-11	2.4	0.4	0.3	0.4	16.7	25.0	--	CAREER	2.0	0.9	0.1	0.2	39.1	28.6	33.3
	MIN	PTS	REB	APG	FG%	3FG%	FT%																				
2010-11	2.4	0.4	0.3	0.4	16.7	25.0	--																				
CAREER	2.0	0.9	0.1	0.2	39.1	28.6	33.3																				
	12	<p>Alex Dragicevich</p> <ul style="list-style-type: none"> Appeared in nine games for the Irish Scored career-high nine points against Georgia Southern (Nov. 12) Recorded first career points in BIG EAST play vs. Marquette (Jan. 11) 	<p>Guard • 6-8 • Freshman • Northbrook, Ill. • Glenbrook North</p> <table border="1"> <thead> <tr> <th></th> <th>MIN</th> <th>PTS</th> <th>REB</th> <th>APG</th> <th>FG%</th> <th>3FG%</th> <th>FT%</th> </tr> </thead> <tbody> <tr> <td>2010-11</td> <td>5.2</td> <td>1.9</td> <td>0.9</td> <td>0.2</td> <td>30.8</td> <td>16.7</td> <td>80.0</td> </tr> <tr> <td>CAREER</td> <td>5.2</td> <td>1.9</td> <td>0.9</td> <td>0.2</td> <td>30.8</td> <td>16.7</td> <td>80.0</td> </tr> </tbody> </table>		MIN	PTS	REB	APG	FG%	3FG%	FT%	2010-11	5.2	1.9	0.9	0.2	30.8	16.7	80.0	CAREER	5.2	1.9	0.9	0.2	30.8	16.7	80.0
	MIN	PTS	REB	APG	FG%	3FG%	FT%																				
2010-11	5.2	1.9	0.9	0.2	30.8	16.7	80.0																				
CAREER	5.2	1.9	0.9	0.2	30.8	16.7	80.0																				
	14	<p>Scott Martin</p> <ul style="list-style-type: none"> Got first career double-double vs. Marquette (10 pts., 11 reb.) First season playing with Irish since coming back from ACL injury T-12th in BIG EAST game for defensive rebounds per game (4.1) 	<p>Guard • 6-8 • Senior • Valparaiso, Ind. • Valparaiso</p> <table border="1"> <thead> <tr> <th></th> <th>MIN</th> <th>PTS</th> <th>REB</th> <th>APG</th> <th>FG%</th> <th>3FG%</th> <th>FT%</th> </tr> </thead> <tbody> <tr> <td>2010-11</td> <td>29.7</td> <td>10.3</td> <td>4.9</td> <td>1.8</td> <td>42.6</td> <td>32.3</td> <td>67.1</td> </tr> <tr> <td>CAREER</td> <td>25.1</td> <td>9.2</td> <td>4.2</td> <td>1.5</td> <td>39.7</td> <td>31.8</td> <td>68.6</td> </tr> </tbody> </table>		MIN	PTS	REB	APG	FG%	3FG%	FT%	2010-11	29.7	10.3	4.9	1.8	42.6	32.3	67.1	CAREER	25.1	9.2	4.2	1.5	39.7	31.8	68.6
	MIN	PTS	REB	APG	FG%	3FG%	FT%																				
2010-11	29.7	10.3	4.9	1.8	42.6	32.3	67.1																				
CAREER	25.1	9.2	4.2	1.5	39.7	31.8	68.6																				
	21	<p>Tim Abromaitis</p> <ul style="list-style-type: none"> Ranks T-15th in BIG EAST in scoring (14.0 ppg) Ranks ninth in BIG EAST in minutes played (33.5 mpg) Named Old Spice Classic tournament MVP and all-tournament team 	<p>Guard • 6-8 • Graduate • Unionville, Conn. • Farmington</p> <table border="1"> <thead> <tr> <th></th> <th>MIN</th> <th>PTS</th> <th>REB</th> <th>APG</th> <th>FG%</th> <th>3FG%</th> <th>FT%</th> </tr> </thead> <tbody> <tr> <td>2010-11</td> <td>33.5</td> <td>14.0</td> <td>6.4</td> <td>1.7</td> <td>43.6</td> <td>38.9</td> <td>79.6</td> </tr> <tr> <td>CAREER</td> <td>27.4</td> <td>12.9</td> <td>4.7</td> <td>1.4</td> <td>46.6</td> <td>40.6</td> <td>84.6</td> </tr> </tbody> </table>		MIN	PTS	REB	APG	FG%	3FG%	FT%	2010-11	33.5	14.0	6.4	1.7	43.6	38.9	79.6	CAREER	27.4	12.9	4.7	1.4	46.6	40.6	84.6
	MIN	PTS	REB	APG	FG%	3FG%	FT%																				
2010-11	33.5	14.0	6.4	1.7	43.6	38.9	79.6																				
CAREER	27.4	12.9	4.7	1.4	46.6	40.6	84.6																				
	22	<p>Jerian Grant</p> <ul style="list-style-type: none"> Missed first four games of season due to injury Has not played on the season 	<p>Guard • 6-5 • Freshman • Bowie, Md. • DeMatha</p> <table border="1"> <thead> <tr> <th></th> <th>MIN</th> <th>PTS</th> <th>REB</th> <th>APG</th> <th>FG%</th> <th>3FG%</th> <th>FT%</th> </tr> </thead> <tbody> <tr> <td>2010-11</td> <td>--</td> <td>--</td> <td>--</td> <td>--</td> <td>--</td> <td>--</td> <td>--</td> </tr> <tr> <td>CAREER</td> <td>--</td> <td>--</td> <td>--</td> <td>--</td> <td>--</td> <td>--</td> <td>--</td> </tr> </tbody> </table>		MIN	PTS	REB	APG	FG%	3FG%	FT%	2010-11	--	--	--	--	--	--	--	CAREER	--	--	--	--	--	--	--
	MIN	PTS	REB	APG	FG%	3FG%	FT%																				
2010-11	--	--	--	--	--	--	--																				
CAREER	--	--	--	--	--	--	--																				
	23	<p>Ben Hansbrough</p> <ul style="list-style-type: none"> Fourth in scoring in BIG EAST games (19.3 ppg) Shooting 87.5% from FT line in BIG EAST play (fourth in conference) BIG EAST Player of the Week (Jan. 10) 	<p>Guard • 6-3 • Senior • Poplar Bluff, Mo. • Poplar Bluff</p> <table border="1"> <thead> <tr> <th></th> <th>MIN</th> <th>PTS</th> <th>REB</th> <th>APG</th> <th>FG%</th> <th>3FG%</th> <th>FT%</th> </tr> </thead> <tbody> <tr> <td>2010-11</td> <td>34.8</td> <td>17.2</td> <td>3.7</td> <td>4.0</td> <td>46.2</td> <td>41.4</td> <td>82.4</td> </tr> <tr> <td>CAREER</td> <td>31.5</td> <td>11.3</td> <td>3.5</td> <td>3.5</td> <td>44.2</td> <td>39.7</td> <td>77.9</td> </tr> </tbody> </table>		MIN	PTS	REB	APG	FG%	3FG%	FT%	2010-11	34.8	17.2	3.7	4.0	46.2	41.4	82.4	CAREER	31.5	11.3	3.5	3.5	44.2	39.7	77.9
	MIN	PTS	REB	APG	FG%	3FG%	FT%																				
2010-11	34.8	17.2	3.7	4.0	46.2	41.4	82.4																				
CAREER	31.5	11.3	3.5	3.5	44.2	39.7	77.9																				
	25	<p>Tom Knight</p> <ul style="list-style-type: none"> Has played in 10 games on season, including three in BIG EAST Has twice scored career-best seven points this season Pulled down career-best five rebounds against UMBC (Dec. 22) 	<p>Forward • 6-10 • Sophomore • Dixfield, Maine • Dirigo</p> <table border="1"> <thead> <tr> <th></th> <th>MIN</th> <th>PTS</th> <th>REB</th> <th>APG</th> <th>FG%</th> <th>3FG%</th> <th>FT%</th> </tr> </thead> <tbody> <tr> <td>2010-11</td> <td>4.1</td> <td>1.8</td> <td>1.4</td> <td>0.2</td> <td>50.0</td> <td>--</td> <td>1.000</td> </tr> <tr> <td>CAREER</td> <td>4.1</td> <td>1.8</td> <td>1.4</td> <td>0.2</td> <td>50.0</td> <td>--</td> <td>1.000</td> </tr> </tbody> </table>		MIN	PTS	REB	APG	FG%	3FG%	FT%	2010-11	4.1	1.8	1.4	0.2	50.0	--	1.000	CAREER	4.1	1.8	1.4	0.2	50.0	--	1.000
	MIN	PTS	REB	APG	FG%	3FG%	FT%																				
2010-11	4.1	1.8	1.4	0.2	50.0	--	1.000																				
CAREER	4.1	1.8	1.4	0.2	50.0	--	1.000																				
	32	<p>Joey Brooks</p> <ul style="list-style-type: none"> Played in 20 contests this season Posted career-high 24 minutes of action against St. John's (Jan. 16) Dished out career-best three assists against UMBC (Dec. 22) 	<p>Guard • 6-6 • Sophomore • Houston, Texas • Strake Jesuit</p> <table border="1"> <thead> <tr> <th></th> <th>MIN</th> <th>PTS</th> <th>REB</th> <th>APG</th> <th>FG%</th> <th>3FG%</th> <th>FT%</th> </tr> </thead> <tbody> <tr> <td>2010-11</td> <td>9.1</td> <td>1.9</td> <td>1.4</td> <td>0.5</td> <td>37.9</td> <td>9.1</td> <td>45.5</td> </tr> <tr> <td>CAREER</td> <td>6.4</td> <td>2.0</td> <td>0.9</td> <td>0.3</td> <td>43.3</td> <td>27.8</td> <td>53.1</td> </tr> </tbody> </table>		MIN	PTS	REB	APG	FG%	3FG%	FT%	2010-11	9.1	1.9	1.4	0.5	37.9	9.1	45.5	CAREER	6.4	2.0	0.9	0.3	43.3	27.8	53.1
	MIN	PTS	REB	APG	FG%	3FG%	FT%																				
2010-11	9.1	1.9	1.4	0.5	37.9	9.1	45.5																				
CAREER	6.4	2.0	0.9	0.3	43.3	27.8	53.1																				
	33	<p>Mike Broghammer</p> <ul style="list-style-type: none"> Tied career high points (5) in season opener vs. Ga. Southern Played in 10 games on the season Pulled down career best four boards against Chicago St. (Nov. 17) 	<p>Forward • 6-9 • Sophomore • Orono, Minn. • Hopkins</p> <table border="1"> <thead> <tr> <th></th> <th>MIN</th> <th>PTS</th> <th>REB</th> <th>APG</th> <th>FG%</th> <th>3FG%</th> <th>FT%</th> </tr> </thead> <tbody> <tr> <td>2010-11</td> <td>5.2</td> <td>1.8</td> <td>1.0</td> <td>0.1</td> <td>40.0</td> <td>--</td> <td>33.3</td> </tr> <tr> <td>CAREER</td> <td>5.3</td> <td>1.8</td> <td>1.0</td> <td>0.1</td> <td>42.9</td> <td>25.0</td> <td>38.5</td> </tr> </tbody> </table>		MIN	PTS	REB	APG	FG%	3FG%	FT%	2010-11	5.2	1.8	1.0	0.1	40.0	--	33.3	CAREER	5.3	1.8	1.0	0.1	42.9	25.0	38.5
	MIN	PTS	REB	APG	FG%	3FG%	FT%																				
2010-11	5.2	1.8	1.0	0.1	40.0	--	33.3																				
CAREER	5.3	1.8	1.0	0.1	42.9	25.0	38.5																				
	34	<p>Carleton Scott</p> <ul style="list-style-type: none"> Ninth in BIG EAST for overall blocks per game (1.7 pg) Named to Old Spice Classic all-tournament team Recorded team-best five double-doubles on the season 	<p>Forward • 6-8 • Senior • San Antonio, Texas • James Madison</p> <table border="1"> <thead> <tr> <th></th> <th>MIN</th> <th>PTS</th> <th>REB</th> <th>APG</th> <th>FG%</th> <th>3FG%</th> <th>FT%</th> </tr> </thead> <tbody> <tr> <td>2010-11</td> <td>28.9</td> <td>11.5</td> <td>6.6</td> <td>2.2</td> <td>49.7</td> <td>39.0</td> <td>90.7</td> </tr> <tr> <td>CAREER</td> <td>17.5</td> <td>6.0</td> <td>4.2</td> <td>1.2</td> <td>50.9</td> <td>37.7</td> <td>84.9</td> </tr> </tbody> </table>		MIN	PTS	REB	APG	FG%	3FG%	FT%	2010-11	28.9	11.5	6.6	2.2	49.7	39.0	90.7	CAREER	17.5	6.0	4.2	1.2	50.9	37.7	84.9
	MIN	PTS	REB	APG	FG%	3FG%	FT%																				
2010-11	28.9	11.5	6.6	2.2	49.7	39.0	90.7																				
CAREER	17.5	6.0	4.2	1.2	50.9	37.7	84.9																				
	45	<p>Jack Cooley</p> <ul style="list-style-type: none"> Played in all 23 games on the season Scored career best 13 points vs. Maine (Nov. 22) Leads team in field goal percentage (33-54, 61.1%) 	<p>Forward • 6-9 • Sophomore • Glenview, Ill. • Glenbrook South</p> <table border="1"> <thead> <tr> <th></th> <th>MIN</th> <th>PTS</th> <th>REB</th> <th>APG</th> <th>FG%</th> <th>3FG%</th> <th>FT%</th> </tr> </thead> <tbody> <tr> <td>2010-11</td> <td>10.3</td> <td>3.5</td> <td>2.8</td> <td>0.3</td> <td>61.1</td> <td>--</td> <td>60.0</td> </tr> <tr> <td>CAREER</td> <td>7.9</td> <td>2.3</td> <td>2.3</td> <td>0.2</td> <td>55.4</td> <td>--</td> <td>51.4</td> </tr> </tbody> </table>		MIN	PTS	REB	APG	FG%	3FG%	FT%	2010-11	10.3	3.5	2.8	0.3	61.1	--	60.0	CAREER	7.9	2.3	2.3	0.2	55.4	--	51.4
	MIN	PTS	REB	APG	FG%	3FG%	FT%																				
2010-11	10.3	3.5	2.8	0.3	61.1	--	60.0																				
CAREER	7.9	2.3	2.3	0.2	55.4	--	51.4																				

2010-11 Notre Dame Men's Basketball
 Notre Dame Combined Team Statistics (as of Feb 06, 2011)
 All games

RECORD:	OVERALL	HOME	AWAY	NEUTRAL
ALL GAMES	19-4	14-0	2-3	3-1
CONFERENCE	8-3	6-0	2-3	0-0
NON-CONFERENCE	11-1	8-0	0-0	3-1

##	Player	gp-gs	min	avg	Total		3-Point		F-Throw		Rebounds				pf	dq	a	to	blk	stl	pts	avg	
					fg-fga	fg%	3fg-fga	3fg%	ft-fta	ft%	off	def	tot	avg									
23	HANSBROUGH, Ben	23-23	800	34.8	120-260	.462	53-128	.414	103-125	.824	20	66	86	3.7	56	0	93	52	1	28	396	17.2	
21	ABROMAITIS, Tim	23-23	771	33.5	102-234	.436	44-113	.389	74-93	.796	31	117	148	6.4	44	0	40	42	11	19	322	14.0	
34	SCOTT, Carleton	19-18	549	28.9	75-151	.497	30-77	.390	39-43	.907	25	101	126	6.6	45	1	41	23	33	12	219	11.5	
14	MARTIN, Scott	22-22	653	29.7	78-183	.426	21-65	.323	49-73	.671	25	82	107	4.9	45	0	39	32	5	7	226	10.3	
01	NASH, Tyrone	23-23	659	28.7	64-137	.467	1-1	1.000	94-133	.707	54	79	133	5.8	57	3	61	40	14	9	223	9.7	
00	ATKINS, Eric	23-6	639	27.8	51-113	.451	19-50	.380	42-59	.712	12	40	52	2.3	41	0	81	29	1	17	163	7.1	
45	COOLEY, Jack	23-0	238	10.3	33-54	.611	0-0	.000	15-25	.600	29	35	64	2.8	36	0	7	8	13	5	81	3.5	
32	BROOKS, Joey	20-0	182	9.1	11-29	.379	1-11	.091	15-33	.455	6	21	27	1.4	18	0	10	14	0	9	38	1.9	
12	DRAGICEVICH, Alex	9-0	47	5.2	4-13	.308	1-6	.167	8-10	.800	3	5	8	0.9	1	0	2	1	0	0	17	1.9	
25	KNIGHT, Tom	10-0	41	4.1	8-16	.500	0-0	.000	2-2	1.000	7	7	14	1.4	1	0	2	1	2	0	18	1.8	
33	BROGHAMMER, Mike	10-0	52	5.2	8-20	.400	0-0	.000	2-6	.333	6	4	10	1.0	8	0	1	2	2	0	18	1.8	
05	KOPKO, Tom	8-0	19	2.4	1-6	.167	1-4	.250	0-0	.000	2	0	2	0.3	0	0	3	0	0	0	3	0.4	
Team											31	40	71		1		8						
Total.....		23	4650		555-1216	.456	171-455	.376	443-602	.736	251	597	848	36.9	353	4	380	252	82	106	1724	75.0	
Opponents.....		23	4650		541-1324	.409	151-433	.349	247-345	.716	237	498	735	32.0	501	-	318	255	77	122	1480	64.3	

TEAM STATISTICS	ND	OPP	Date	Opponent	Score	Att.
SCORING	1724	1480	11-12-10	GEORGIA SOUTHERN	w 98-61	8165
Points per game	75.0	64.3	11-14-10	LIBERTY	w 72-51	6478
Scoring margin	+10.6	-	11-17-10	CHICAGO STATE	w 102-62	6252
FIELD GOALS-ATT	555-1216	541-1324	11-22-10	MAINE	w 97-72	6303
Field goal pct	.456	.409	^ 11-25-10	vs Georgia	wo2 89-83	2973
3 POINT FG-ATT	171-455	151-433	^ 11-26-10	vs California	w 57-44	2932
3-point FG pct	.376	.349	^ 11-28-10	vs Wisconsin	w 58-51	3428
3-pt FG made per game	7.4	6.6	11-30-10	INDIANA STATE	w 81-72	7080
FREE THROWS-ATT	443-602	247-345	@ 12-8-10	vs Kentucky	L 58-72	17404
Free throw pct	.736	.716	12-11-10	GONZAGA	w 83-79	8570
F-Throws made per game	19.3	10.7	12-19-10	STONY BROOK	w 88-62	6211
REBOUNDS	848	735	12-22-10	UMBC	w 93-53	6265
Rebounds per game	36.9	32.0	* 12-29-10	GEORGETOWN	w 69-55	9149
Rebounding margin	+4.9	-	* 1-1-11	at Syracuse	L 58-70	23058
ASSISTS	380	318	* 1-4-11	CONNECTICUT	w 73-70	7291
Assists per game	16.5	13.8	* 1-8-11	ST. JOHN'S	w 76-61	8032
TURNOVERS	252	255	* 1-10-11	at Marquette	L 57-79	16951
Turnovers per game	11.0	11.1	* 1-16-11	at ST. JOHN'S	L 54-72	8550
Turnover margin	+0.1	-	* 1-19-11	CINCINNATI	w 66-58	8309
Assist/turnover ratio	1.5	1.2	* 1-22-11	MARQUETTE	w 80-75	9149
STEALS	106	122	* 1-24-11	at PITT	w 56-51	12591
Steals per game	4.6	5.3	* 2-3-11	at DePaul	w 83-58	10982
BLOCKS	82	77	* 2-6-11	RUTGERS	w 76-69	8139
Blocks per game	3.6	3.3				
ATTENDANCE	105393	98869				
Home games-Avg/Game	14-7528	5-14426				
Neutral site-Avg/Game	-	4-6684				

* = Conference game
 ^ = Old Spice Classic (Orlando, Fla.)
 @ = SEC/BIG EAST Invitational (Louisville, Ky.)

Score by Periods	1st	2nd	OT	OT2	Totals
Notre Dame	847	850	7	20	1724
Opponents	661	798	7	14	1480

2010-11 Notre Dame Men's Basketball
 Notre Dame Season Box Score (as of Feb 06, 2011)
 All games

RECORD:	OVERALL	HOME	AWAY	NEUTRAL
ALL GAMES	19-4	14-0	2-3	3-1
CONFERENCE	8-3	6-0	2-3	0-0
NON-CONFERENCE	11-1	8-0	0-0	3-1

##	Player	gp-gs	min	avg	Total		3-Point		F-Throw		Rebounds					a	to	blk	stl	pts	avg	
					fg-fga	fg%	3fg-fga	3fg%	ft-fa	ft%	off	def	tot	avg	pf							dq
23	HANSBROUGH, Ben	23-23	800	34.8	120-260	.462	53-128	.414	103-125	.824	20	66	86	3.7	56	0	93	52	1	28	396	17.2
21	ABROMAITIS, Tim	23-23	771	33.5	102-234	.436	44-113	.389	74-93	.796	31	117	148	6.4	44	0	40	42	11	19	322	14.0
34	SCOTT, Carleton	19-18	549	28.9	75-151	.497	30-77	.390	39-43	.907	25	101	126	6.6	45	1	41	23	33	12	219	11.5
14	MARTIN, Scott	22-22	653	29.7	78-183	.426	21-65	.323	49-73	.671	25	82	107	4.9	45	0	39	32	5	7	226	10.3
01	NASH, Tyrone	23-23	659	28.7	64-137	.467	1-1	1.000	94-133	.707	54	79	133	5.8	57	3	61	40	14	9	223	9.7
00	ATKINS, Eric	23-6	639	27.8	51-113	.451	19-50	.380	42-59	.712	12	40	52	2.3	41	0	81	29	1	17	163	7.1
45	COOLEY, Jack	23-0	238	10.3	33-54	.611	0-0	.000	15-25	.600	29	35	64	2.8	36	0	7	8	13	5	81	3.5
32	BROOKS, Joey	20-0	182	9.1	11-29	.379	1-11	.091	15-33	.455	6	21	27	1.4	18	0	10	14	0	9	38	1.9
12	DRAGICEVICH, Alex	9-0	47	5.2	4-13	.308	1-6	.167	8-10	.800	3	5	8	0.9	1	0	2	1	0	0	17	1.9
25	KNIGHT, Tom	10-0	41	4.1	8-16	.500	0-0	.000	2-2	1.000	7	7	14	1.4	1	0	2	1	2	0	18	1.8
33	BROGHAMMER, Mike	10-0	52	5.2	8-20	.400	0-0	.000	2-6	.333	6	4	10	1.0	8	0	1	2	2	0	18	1.8
05	KOPKO, Tom	8-0	19	2.4	1-6	.167	1-4	.250	0-0	.000	2	0	2	0.3	0	0	3	0	0	0	3	0.4
Team											31	40	71		1		8					
Total.....		23	4650		555-1216	.456	171-455	.376	443-602	.736	251	597	848	36.9	353	4	380	252	82	106	1724	75.0
Opponents.....		23	4650		541-1324	.409	151-433	.349	247-345	.716	237	498	735	32.0	501	-	318	255	77	122	1480	64.3

Score by Periods	1st	2nd	OT	OT2	Totals
Notre Dame	847	850	7	20	1724
Opponents	661	798	7	14	1480

2010-11 Notre Dame Men's Basketball
 Notre Dame Combined Team Statistics (as of Feb 06, 2011)
 Conference games

RECORD:	OVERALL	HOME	AWAY	NEUTRAL
ALL GAMES	8-3	6-0	2-3	0-0
CONFERENCE	8-3	6-0	2-3	0-0
NON-CONFERENCE	0-0	0-0	0-0	0-0

#	Player	gp-gs	min	avg	Total		3-Point		F-Throw		Rebounds				pf	dq	a	to	blk	stl	pts	avg
					fg-fga	fg%	3fg-fga	3fg%	ft-fta	ft%	off	def	tot	avg								
23	HANSBROUGH, Ben	11-11	411	37.4	64-138	.464	21-62	.339	63-72	.875	10	35	45	4.1	26	0	45	25	1	17	212	19.3
21	ABROMAITIS, Tim	11-11	379	34.5	44-97	.454	20-44	.455	21-30	.700	13	45	58	5.3	27	0	11	26	2	10	129	11.7
14	MARTIN, Scott	11-11	362	32.9	40-102	.392	10-33	.303	30-44	.682	12	45	57	5.2	25	0	21	19	3	4	120	10.9
34	SCOTT, Carleton	7-6	211	30.1	21-48	.438	11-25	.440	13-13	1.000	10	34	44	6.3	16	0	11	7	10	6	66	9.4
01	NASH, Tyrone	11-11	326	29.6	33-66	.500	1-1	1.000	34-51	.667	27	34	61	5.5	35	3	26	20	9	3	101	9.2
00	ATKINS, Eric	11-5	310	28.2	23-47	.489	9-22	.409	22-29	.759	3	9	12	1.1	24	0	39	15	0	14	77	7.0
45	COOLEY, Jack	11-0	104	9.5	9-18	.500	0-0	.000	4-8	.500	8	15	23	2.1	16	0	1	3	6	2	22	2.0
32	BROOKS, Joey	9-0	75	8.3	2-5	.400	0-2	.000	10-21	.476	1	7	8	0.9	8	0	0	4	0	4	14	1.6
12	DRAGICEVICH, Alex	3-0	10	3.3	1-3	.333	0-2	.000	1-2	.500	0	1	1	0.3	0	0	1	1	0	0	3	1.0
33	BROGHAMMER, Mike	3-0	5	1.7	1-1	1.000	0-0	.000	0-0	.000	0	0	0	0.0	0	0	0	0	1	0	2	0.7
25	KNIGHT, Tom	4-0	5	1.3	1-1	1.000	0-0	.000	0-0	.000	1	0	1	0.3	0	0	0	0	0	0	2	0.5
05	KOPKO, Tom	2-0	2	1.0	0-0	.000	0-0	.000	0-0	.000	0	0	0	0.0	0	0	1	0	0	0	0	0.0
Team											14	18	32		1		7					
Total.....		11	2200		239-526	.454	72-191	.377	198-270	.733	99	243	342	31.1	178	3	156	127	32	60	748	68.0
Opponents.....		11	2200		258-596	.433	73-190	.384	129-174	.741	120	231	351	31.9	231	-	150	129	41	62	718	65.3

TEAM STATISTICS	ND	OPP	Date	Opponent	Score	Att.
SCORING	748	718	* 12-29-10	GEORGETOWN	w 69-55	9149
Points per game	68.0	65.3	* 1-1-11	at Syracuse	L 58-70	23058
Scoring margin	+2.7	-	* 1-4-11	CONNECTICUT	w 73-70	7291
FIELD GOALS-ATT	239-526	258-596	* 1-8-11	ST. JOHN'S	w 76-61	8032
Field goal pct	.454	.433	* 1-10-11	at Marquette	L 57-79	16951
3 POINT FG-ATT	72-191	73-190	* 1-16-11	at ST. JOHN'S	L 54-72	8550
3-point FG pct	.377	.384	* 1-19-11	CINCINNATI	w 66-58	8309
3-pt FG made per game	6.5	6.6	* 1-22-11	MARQUETTE	w 80-75	9149
FREE THROWS-ATT	198-270	129-174	* 1-24-11	at PITT	w 56-51	12591
Free throw pct	.733	.741	* 2-3-11	at DePaul	w 83-58	10982
F-Throws made per game	18.0	11.7	* 2-6-11	RUTGERS	w 76-69	8139
REBOUNDS	342	351				
Rebounds per game	31.1	31.9				
Rebounding margin	-0.8	-				
ASSISTS	156	150				
Assists per game	14.2	13.6				
TURNOVERS	127	129				
Turnovers per game	11.5	11.7				
Turnover margin	+0.2	-				
Assist/turnover ratio	1.2	1.2				
STEALS	60	62				
Steals per game	5.5	5.6				
BLOCKS	32	41				
Blocks per game	2.9	3.7				
ATTENDANCE	50069	72132				
Home games-Avg/Game	6-8345	5-14426				
Neutral site-Avg/Game	-	0-0				

* = Conference game
 ^ = Old Spice Classic (Orlando, Fla.)
 @ = SEC/BIG EAST Invitational (Louisville, Ky.)

Score by Periods	1st	2nd	Totals
Notre Dame	362	386	748
Opponents	323	395	718

2010-11 Notre Dame Men's Basketball
 Notre Dame Season Schedule/Results & Leaders (as of Feb 06, 2011)
 All games

RECORD:	OVERALL	HOME	AWAY	NEUTRAL
ALL GAMES	19-4	14-0	2-3	3-1
CONFERENCE	8-3	6-0	2-3	0-0
NON-CONFERENCE	11-1	8-0	0-0	3-1

Date	Opponent	Score	Att.	High Points	High Rebounds
11-12-10	GEORGIA SOUTHERN	w 98-61	8165	(20)HANSBROUGH, Ben	(7)SCOTT, Carleton
11-14-10	LIBERTY	w 72-51	6478	(19)HANSBROUGH, Ben	(9)NASH, Tyrone
11-17-10	CHICAGO STATE	w 102-62	6252	(22)HANSBROUGH, Ben	(11)SCOTT, Carleton
11-22-10	MAINE	w 97-72	6303	(26)ABROMAITIS, Tim	(11)NASH, Tyrone
11-25-10	^vs Georgia	wo2 89-83	2973	(25)ABROMAITIS, Tim	(11)SCOTT, Carleton
11-26-10	^vs California	w 57-44	2932	(16)SCOTT, Carleton	(11)ABROMAITIS, Tim
11-28-10	^vs Wisconsin	w 58-51	3428	(12)SCOTT, Carleton (12)ATKINS, Eric	(9)ABROMAITIS, Tim
11-30-10	INDIANA STATE	w 81-72	7080	(24)HANSBROUGH, Ben	(8)SCOTT, Carleton
12-8-10	@vs Kentucky	58-72 L	17404	(21)HANSBROUGH, Ben	(8)SCOTT, Carleton (8)ABROMAITIS, Tim
12-11-10	GONZAGA	w 83-79	8570	(23)SCOTT, Carleton	(8)ABROMAITIS, Tim
12-19-10	STONY BROOK	w 88-62	6211	(22)ABROMAITIS, Tim	(8)ABROMAITIS, Tim
12-22-10	UMBC	w 93-53	6265	(21)ABROMAITIS, Tim	(11)ABROMAITIS, Tim
12-29-10	*GEORGETOWN	w 69-55	9149	(20)ABROMAITIS, Tim	(10)NASH, Tyrone
1-1-11	*at Syracuse	58-70 L	23058	(15)ABROMAITIS, Tim	(7)ABROMAITIS, Tim (7)MARTIN, Scott
1-4-11	*CONNECTICUT	w 73-70	7291	(21)HANSBROUGH, Ben	(7)NASH, Tyrone (7)ABROMAITIS, Tim
1-8-11	*ST. JOHN'S	w 76-61	8032	(26)HANSBROUGH, Ben	(9)ABROMAITIS, Tim
1-10-11	*at Marquette	57-79 L	16951	(15)ATKINS, Eric	(11)MARTIN, Scott
1-16-11	*at ST. JOHN'S	54-72 L	8550	(18)HANSBROUGH, Ben	(4)HANSBROUGH, Ben (4)BROOKS, Joey (4)MARTIN, Scott
1-19-11	*CINCINNATI	w 66-58	8309	(13)HANSBROUGH, Ben (13)NASH, Tyrone	(8)MARTIN, Scott
1-22-11	*MARQUETTE	w 80-75	9149	(28)HANSBROUGH, Ben	(10)SCOTT, Carleton
1-24-11	*at PITT	w 56-51	12591	(19)HANSBROUGH, Ben	(9)SCOTT, Carleton
2-3-11	*at DePaul	w 83-58	10982	(24)HANSBROUGH, Ben	(8)NASH, Tyrone
2-6-11	*RUTGERS	w 76-69	8139	(25)HANSBROUGH, Ben	(11)SCOTT, Carleton

* = Conference game

^ = Old Spice Classic (Orlando, Fla.)

@ = SEC/BIG EAST Invitational (Louisville, Ky.)

Attendance Summary	Games	Attend	Avg/Game
Home	14	105393	7528
Away	5	72132	14426
Neutral	4	26737	6684
Total	23	204262	8881

2010-11 Notre Dame Men's Basketball
 Notre Dame Extended Season Box Score (as of Feb 06, 2011)
 All games

RECORD:	OVERALL	HOME	AWAY	NEUTRAL
ALL GAMES	19-4	14-0	2-3	3-1
CONFERENCE	8-3	6-0	2-3	0-0
NON-CONFERENCE	11-1	8-0	0-0	3-1

##	Player	gp-gs	min	avg	Total		3-Point		F-Throw		Rebounds				pf	dq	a	a/g	to	to/g	a/to	blk	blk/g	stl	stl/g	pts	avg
					fg-fga	fg%	3fg-fga	3fg%	ft-fa	ft%	off	def	tot	avg													
23	HANSBROUGH, Ben	23-23	800	34.8	120-260	.462	53-128	.414	103-125	.824	20	66	86	3.7	56	0	93	4.04	52	2.26	1.79	1	0.04	28	1.22	396	17.2
21	ABROMAITIS, Tim	23-23	771	33.5	102-234	.436	44-113	.389	74-93	.796	31	117	148	6.4	44	0	40	1.74	42	1.83	0.95	11	0.48	19	0.83	322	14.0
34	SCOTT, Carleton	19-18	549	28.9	75-151	.497	30-77	.390	39-43	.907	25	101	126	6.6	45	1	41	2.16	23	1.21	1.78	33	1.74	12	0.63	219	11.5
14	MARTIN, Scott	22-22	653	29.7	78-183	.426	21-65	.323	49-73	.671	25	82	107	4.9	45	0	39	1.77	32	1.45	1.22	5	0.23	7	0.32	226	10.3
01	NASH, Tyrone	23-23	659	28.7	64-137	.467	1-1	1.000	94-133	.707	54	79	133	5.8	57	3	61	2.65	40	1.74	1.53	14	0.61	9	0.39	223	9.7
00	ATKINS, Eric	23-6	639	27.8	51-113	.451	19-50	.380	42-59	.712	12	40	52	2.3	41	0	81	3.52	29	1.26	2.79	1	0.04	17	0.74	163	7.1
45	COOLEY, Jack	23-0	238	10.3	33-54	.611	0-0	.000	15-25	.600	29	35	64	2.8	36	0	7	0.30	8	0.35	0.88	13	0.57	5	0.22	81	3.5
32	BROOKS, Joey	20-0	182	9.1	11-29	.379	1-11	.091	15-33	.455	6	21	27	1.4	18	0	10	0.50	14	0.70	0.71	0	0.00	9	0.45	38	1.9
12	DRAGICEVICH, Alex	9-0	47	5.2	4-13	.308	1-6	.167	8-10	.800	3	5	8	0.9	1	0	2	0.22	1	0.11	2.00	0	0.00	0	0.00	17	1.9
25	KNIGHT, Tom	10-0	41	4.1	8-16	.500	0-0	.000	2-2	1.000	7	7	14	1.4	1	0	2	0.20	1	0.10	2.00	2	0.20	0	0.00	18	1.8
33	BROGHAMMER, Mike	10-0	52	5.2	8-20	.400	0-0	.000	2-6	.333	6	4	10	1.0	8	0	1	0.10	2	0.20	0.50	2	0.20	0	0.00	18	1.8
05	KOPKO, Tom	8-0	19	2.4	1-6	.167	1-4	.250	0-0	.000	2	0	2	0.3	0	0	3	0.38	0	0.00	99.00	0	0.00	0	0.00	3	0.4
Total.....		23	4650		555-1216	.456	171-455	.376	443-602	.736	251	597	848	36.9	353	4	380	16.52	252	10.96	1.51	82	3.57	106	4.61	1724	75.0
Opponents.....		23	4650		541-1324	.409	151-433	.349	247-345	.716	237	498	735	32.0	501	-	318	13.83	255	11.09	1.25	77	3.35	122	5.30	1480	64.3

Score by Periods	1st	2nd	OT	OT2	Totals
Notre Dame	847	850	7	20	1724
Opponents	661	798	7	14	1480

2010-11 Notre Dame Men's Basketball
 Notre Dame Overall Team Statistics (as of Feb 06, 2011)
 All games

TEAM STATISTICS	ND	OPP
SCORING	1724	1480
Points per game	75.0	64.3
Scoring margin	+10.6	-
FIELD GOALS-ATT	555-1216	541-1324
Field goal pct	.456	.409
3 POINT FG-ATT	171-455	151-433
3-point FG pct	.376	.349
3-pt FG made per game	7.4	6.6
FREE THROWS-ATT	443-602	247-345
Free throw pct	.736	.716
F-Throws made per game	19.3	10.7
REBOUNDS	848	735
Rebounds per game	36.9	32.0
Rebounding margin	+4.9	-
ASSISTS	380	318
Assists per game	16.5	13.8
TURNOVERS	252	255
Turnovers per game	11.0	11.1
Turnover margin	+0.1	-
Assist/turnover ratio	1.5	1.2
STEALS	106	122
Steals per game	4.6	5.3
BLOCKS	82	77
Blocks per game	3.6	3.3
WINNING STREAK	5	-
Home win streak	14	-
ATTENDANCE	105393	98869
Home games-Avg/Game	14-7528	5-14426
Neutral site-Avg/Game	-	4-6684

Score by Periods	1st	2nd	OT	OT2	Totals
Notre Dame	847	850	7	20	1724
Opponents	661	798	7	14	1480

2010-11 Notre Dame Men's Basketball
 Notre Dame Team Game-by-Game Comparison (as of Feb 06, 2011)
 All games

Opponent	1st	2nd	Score	Mar	Total FG	FG Pct	3-Pointers	3FG Pct	Free Throws	FT Pct	Rebounds	Assist	T/Over	Block	Steal	Fouls
GEORGIA SOUTHERN	62/23	36/38	98-61	+37	33-68/16-48	.485/.333	8-26/3-15	.308/.200	24-27/26-34	.889/.765	46/27 +19	21/11	10/17	2/3	8/4	25/24
LIBERTY	41/22	31/29	72-51	+21	23-55/21-59	.418/.356	10-28/5-17	.357/.294	16-25/4-7	.640/.571	42/36 +6	16/14	12/15	4/2	4/3	11/26
CHICAGO STATE	52/31	50/31	102-62	+40	34-69/21-61	.493/.344	12-31/7-20	.387/.350	22-34/13-20	.647/.650	59/28 +31	29/17	9/11	6/1	3/5	15/25
MAINE	52/34	45/38	97-72	+25	30-52/30-62	.577/.484	12-18/7-16	.667/.438	25-27/5-9	.926/.556	36/21 +15	26/16	10/6	5/3	2/3	15/19
Georgia	25/37	37/25	89-83	+6	26-57/32-73	.456/.438	7-17/9-34	.412/.265	30-43/10-20	.698/.500	42/39 +3	10/19	16/12	1/4	2/9	16/27
California	21/5	36/39	57-44	+13	15-54/16-61	.278/.262	1-20/6-21	.050/.286	26-37/6-9	.703/.667	45/44 +1	12/8	10/15	8/6	4/4	15/28
Wisconsin	22/19	36/32	58-51	+7	17-48/20-57	.354/.351	4-14/7-23	.286/.304	20-25/4-4	.800/1000	43/28 +15	7/14	9/4	3/5	1/5	8/22
INDIANA STATE	38/33	43/39	81-72	+9	28-52/27-61	.538/.443	9-20/4-15	.450/.267	16-22/14-18	.727/.778	36/27 +9	21/14	12/7	5/4	4/7	16/22
Kentucky	40/40	18/32	58-72	(14)	20-55/23-57	.364/.404	6-23/9-24	.261/.375	12-20/17-22	.600/.773	34/42 (8)	13/11	10/9	3/2	2/4	19/16
GONZAGA	43/37	40/42	83-79	+4	24-48/29-55	.500/.527	11-20/11-20	.550/.550	24-36/10-12	.667/.833	28/27 +1	19/20	8/9	2/3	6/3	17/27
STONY BROOK	41/28	47/34	88-62	+26	34-63/26-69	.540/.377	9-18/6-16	.500/.375	11-12/4-8	.917/.500	42/33 +9	28/11	9/8	5/2	4/5	10/17
UMBC	48/29	45/24	93-53	+40	32-69/22-65	.464/.338	10-29/4-22	.345/.182	19-24/5-8	.792/.625	53/32 +21	22/13	10/13	6/1	6/8	8/17
GEORGETOWN	34/26	35/29	69-55	+14	20-52/23-54	.385/.426	7-16/4-22	.438/.182	22-27/5-9	.815/.556	35/33 +2	14/16	11/15	3/6	6/6	13/24
Syracuse	33/34	25/36	58-70	(12)	23-54/28-57	.426/.491	7-21/5-17	.333/.294	5-7/9-15	.714/.600	28/36 (8)	18/15	15/11	3/7	6/10	15/12
CONNECTICUT	38/30	35/40	73-70	+3	23-53/26-59	.434/.441	8-19/7-18	.421/.389	19-31/11-12	.613/.917	36/33 +3	15/16	8/12	5/6	7/6	17/23
ST. JOHN'S	44/25	32/36	76-61	+15	25-49/21-55	.510/.382	8-22/2-11	.364/.182	18-23/17-19	.783/.895	33/31 +2	15/9	15/15	2/3	7/6	20/22
Marquette	28/33	29/46	57-79	(22)	21-53/26-49	.396/.531	3-16/12-17	.188/.706	12-17/15-21	.706/.714	28/33 (5)	11/17	13/12	0/2	7/4	20/16
ST. JOHN'S	19/26	35/46	54-72	(18)	16-39/22-45	.410/.489	3-15/4-9	.200/.444	19-32/24-29	.594/.828	24/32 (8)	11/10	20/16	2/3	6/5	25/25
CINCINNATI	33/19	33/39	66-58	+8	20-44/23-60	.455/.383	7-14/7-16	.500/.438	19-24/5-8	.792/.625	32/32 -	16/14	10/8	3/2	4/4	14/22
MARQUETTE	36/45	44/30	80-75	+5	23-43/25-56	.535/.446	6-14/10-20	.429/.500	28-36/15-17	.778/.882	32/25 +7	13/17	7/7	4/3	4/4	17/25
PITT	23/28	33/23	56-51	+5	19-39/18-45	.487/.400	9-18/6-15	.500/.400	9-13/9-16	.692/.563	23/29 (6)	11/9	10/8	4/3	2/4	12/14
DePaul	37/24	46/34	83-58	+25	27-53/19-54	.509/.352	9-21/9-25	.429/.360	20-26/11-16	.769/.688	35/36 (1)	17/11	9/18	2/4	7/4	12/22
RUTGERS	37/33	39/36	76-69	+7	22-47/27-62	.468/.435	5-15/7-20	.333/.350	27-34/8-12	.794/.667	36/31 +5	15/16	9/7	4/2	4/9	13/26

Note: Game totals are displayed in the format TEAM/OPPONENT for each category

2010-11 Notre Dame Men's Basketball
 Notre Dame Points-Rebounds-Assists (as of Feb 06, 2011)
 All games

Opponent	Date	Score		00	01	05	12	14	21	23
				ATKINS,ERI	NASH,TYRON	KOPKO,TOM	DRAGICEVIC	MARTIN,SCO	ABROMAITIS	HANSBROUGH
GEORGIA SOUTHERN	11-12-10	98-61	w	9-3-3	7-2-1	0-1-0	9-3-0	7-5-2	10-5-3	20-3-4
LIBERTY	11-14-10	72-51	w	10-1-4	16-9-1	0-0-0	0-0-0	6-3-3	13-7-0	19-2-4
CHICAGO STATE	11-17-10	102-62	w	12-3-5	11-10-7	0-1-0	4-1-0	DNP	21-10-7	22-5-6
MAINE	11-22-10	97-72	w	3-3-5	13-11-5	3-0-0	0-1-0	15-5-3	26-3-3	11-2-9
vs Georgia	11-25-10	89-83	w	9-4-1	18-6-2	DNP	DNP	6-2-0	25-6-0	13-5-2
vs California	11-26-10	57-44	w	4-0-2	11-5-3	DNP	DNP	11-6-1	7-11-2	7-6-1
vs Wisconsin	11-28-10	58-51	w	12-3-2	8-6-3	DNP	DNP	6-7-1	10-9-0	10-6-1
INDIANA STATE	11-30-10	81-72	w	0-3-4	16-7-4	DNP	DNP	15-5-2	13-4-3	24-2-5
vs Kentucky	12-8-10	58-72	L	4-5-4	8-2-1	DNP	DNP	7-5-1	4-8-2	21-0-2
GONZAGA	12-11-10	83-79	w	12-7-3	3-1-5	DNP	DNP	9-3-2	21-8-4	13-3-3
STONY BROOK	12-19-10	88-62	w	2-3-5	4-6-2	0-0-1	0-0-0	9-6-3	22-8-3	14-4-8
UMBC	12-22-10	93-53	w	9-5-4	7-7-1	0-0-1	1-2-1	15-3-0	21-11-2	10-3-3
GEORGETOWN	12-29-10	69-55	w	0-1-2	15-10-3	DNP	DNP	11-3-1	20-4-1	17-6-3
at Syracuse	1-1-11	58-70	L	3-1-2	5-6-1	DNP	DNP	10-7-6	15-7-2	12-3-5
CONNECTICUT	1-4-11	73-70	w	7-1-5	11-7-3	DNP	DNP	13-3-2	19-7-1	21-5-4
ST. JOHN'S	1-8-11	76-61	w	8-0-4	8-2-1	DNP	DNP	12-8-3	12-9-4	26-4-3
at Marquette	1-10-11	57-79	L	15-0-2	6-5-5	DNP	2-0-1	10-11-1	10-4-0	9-2-2
at ST. JOHN'S	1-16-11	54-72	L	8-1-7	7-3-2	0-0-0	1-0-0	4-4-0	10-3-0	18-4-2
CINCINNATI	1-19-11	66-58	w	11-3-5	13-7-3	DNP	DNP	11-8-1	12-6-1	13-3-5
MARQUETTE	1-22-11	80-75	w	12-1-2	13-4-2	DNP	DNP	10-3-2	6-4-0	28-5-6
at PITT	1-24-11	56-51	w	2-0-1	5-4-2	DNP	DNP	10-1-1	2-2-0	19-4-7
at DePaul	2-3-11	83-58	w	6-2-3	10-8-4	0-0-1	0-1-0	15-7-1	13-4-1	24-3-3
RUTGERS	2-6-11	76-69	w	5-2-6	8-5-0	DNP	DNP	14-2-3	10-8-1	25-6-5

Opponent	Date	Score		25	32	33	34	45
				KNIGHT,TOM	BROOKS,JOE	BROGHAMME	SCOTT,CARL	COOLEY,JAC
GEORGIA SOUTHERN	11-12-10	98-61	w	7-4-1	7-3-2	5-2-0	6-7-4	11-6-1
LIBERTY	11-14-10	72-51	w	0-1-1	4-3-1	0-1-0	4-6-2	0-4-0
CHICAGO STATE	11-17-10	102-62	w	0-2-0	5-4-1	4-4-0	17-11-3	6-5-0
MAINE	11-22-10	97-72	w	2-0-0	0-0-1	0-0-0	11-2-0	13-5-0
vs Georgia	11-25-10	89-83	w	DNP	0-0-0	DNP	11-11-3	7-4-2
vs California	11-26-10	57-44	w	DNP	0-0-0	DNP	16-10-2	1-2-1
vs Wisconsin	11-28-10	58-51	w	DNP	DNP	DNP	12-7-0	0-2-0
INDIANA STATE	11-30-10	81-72	w	DNP	2-3-1	DNP	11-8-2	0-0-0
vs Kentucky	12-8-10	58-72	L	DNP	0-0-0	DNP	10-8-1	4-5-2
GONZAGA	12-11-10	83-79	w	DNP	0-0-0	0-0-0	23-4-2	2-1-0
STONY BROOK	12-19-10	88-62	w	0-1-0	6-2-1	4-0-0	20-4-5	7-3-0
UMBC	12-22-10	93-53	w	7-5-0	0-4-3	3-3-1	12-4-6	8-4-0
GEORGETOWN	12-29-10	69-55	w	DNP	DNP	DNP	4-7-4	2-1-0
at Syracuse	1-1-11	58-70	L	0-0-0	0-0-0	0-0-0	9-0-2	4-2-0
CONNECTICUT	1-4-11	73-70	w	DNP	0-0-0	DNP	DNP	2-6-0
ST. JOHN'S	1-8-11	76-61	w	DNP	5-1-0	DNP	DNP	5-6-0
at Marquette	1-10-11	57-79	L	0-1-0	3-1-0	2-0-0	DNP	0-3-0
at ST. JOHN'S	1-16-11	54-72	L	0-0-0	4-4-0	0-0-0	DNP	2-2-0
CINCINNATI	1-19-11	66-58	w	DNP	0-2-0	DNP	6-2-1	0-0-0
MARQUETTE	1-22-11	80-75	w	DNP	0-0-0	DNP	11-10-1	0-0-0
at PITT	1-24-11	56-51	w	DNP	DNP	DNP	16-9-0	2-1-0
at DePaul	2-3-11	83-58	w	2-0-0	2-0-0	DNP	8-5-3	3-1-1
RUTGERS	2-6-11	76-69	w	DNP	0-0-0	DNP	12-11-0	2-1-0

2010-11 Notre Dame Men's Basketball
 Notre Dame Team High/Low Analysis (as of Feb 06, 2011)
 All games

Notre Dame - TEAM GAME HIGHS

POINTS	102	CHICAGO STATE (11-17-10)
	98	GEORGIA SOUTHERN (11-12-10)
	97	MAINE (11-22-10)
	93	UMBC (12-22-10)
	89	vs Georgia (11-25-10)
FIELD GOALS MADE	34	STONY BROOK (12-19-10)
	34	CHICAGO STATE (11-17-10)
FIELD GOAL ATTEMPTS	69	UMBC (12-22-10)
	69	CHICAGO STATE (11-17-10)
FIELD GOAL PERCENTAGE	.577 (30-52)	MAINE (11-22-10)
	.540 (34-63)	STONY BROOK (12-19-10)
3 PT FIELD GOALS MADE	12	MAINE (11-22-10)
	12	CHICAGO STATE (11-17-10)
3 PT FG ATTEMPTS	31	CHICAGO STATE (11-17-10)
	29	UMBC (12-22-10)
3 PT FG PERCENTAGE	.667 (12-18)	MAINE (11-22-10)
	.550 (11-20)	GONZAGA (12-11-10)
FREE THROWS MADE	30	vs Georgia (11-25-10)
	28	MARQUETTE (1-22-11)
FREE THROW ATTEMPTS	43	vs Georgia (11-25-10)
	37	vs California (11-26-10)
FREE THROW PERCENTAGE	.926 (25-27)	MAINE (11-22-10)
	.917 (11-12)	STONY BROOK (12-19-10)
REBOUNDS	59	CHICAGO STATE (11-17-10)
	53	UMBC (12-22-10)
ASSISTS	29	CHICAGO STATE (11-17-10)
	28	STONY BROOK (12-19-10)
STEALS	8	GEORGIA SOUTHERN (11-12-10)
	7	at DePaul (2-3-11)
	7	at Marquette (1-10-11)
	7	ST. JOHN'S (1-8-11)
	7	CONNECTICUT (1-4-11)
BLOCKED SHOTS	8	vs California (11-26-10)
	6	UMBC (12-22-10)
	6	CHICAGO STATE (11-17-10)
TURNOVERS	20	at ST. JOHN'S (1-16-11)
	16	vs Georgia (11-25-10)
FOULS	25	at ST. JOHN'S (1-16-11)
	25	GEORGIA SOUTHERN (11-12-10)

2010-11 Notre Dame Men's Basketball
 Notre Dame High/Low Analysis (as of Feb 06, 2011)
 All games

Opponent - GAME HIGHS

POINTS	83		vs Georgia (11-25-10)
	79		at Marquette (1-10-11)
	79		GONZAGA (12-11-10)
	75		MARQUETTE (1-22-11)
	72		at ST. JOHN'S (1-16-11)
	72		vs Kentucky (12-8-10)
	72		INDIANA STATE (11-30-10)
	72		MAINE (11-22-10)
FIELD GOALS MADE	32		vs Georgia (11-25-10)
	30		MAINE (11-22-10)
FIELD GOAL ATTEMPTS	73		vs Georgia (11-25-10)
	69		STONY BROOK (12-19-10)
FIELD GOAL PERCENTAGE	.531	(26-49)	at Marquette (1-10-11)
	.527	(29-55)	GONZAGA (12-11-10)
3 PT FIELD GOALS MADE	12		at Marquette (1-10-11)
	11		GONZAGA (12-11-10)
3 PT FG ATTEMPTS	34		vs Georgia (11-25-10)
	25		at DePaul (2-3-11)
3 PT FG PERCENTAGE	.706	(12-17)	at Marquette (1-10-11)
	.550	(11-20)	GONZAGA (12-11-10)
FREE THROWS MADE	26		GEORGIA SOUTHERN (11-12-10)
	24		at ST. JOHN'S (1-16-11)
FREE THROW ATTEMPTS	34		GEORGIA SOUTHERN (11-12-10)
	29		at ST. JOHN'S (1-16-11)
FREE THROW PERCENTAGE	1.000	(4-4)	vs Wisconsin (11-28-10)
	.917	(11-12)	CONNECTICUT (1-4-11)
REBOUNDS	44		vs California (11-26-10)
	42		vs Kentucky (12-8-10)
ASSISTS	20		GONZAGA (12-11-10)
	19		vs Georgia (11-25-10)
STEALS	10		at Syracuse (1-1-11)
	9		RUTGERS (2-6-11)
	9		vs Georgia (11-25-10)
BLOCKED SHOTS	7		at Syracuse (1-1-11)
	6		CONNECTICUT (1-4-11)
	6		GEORGETOWN (12-29-10)
	6		vs California (11-26-10)
TURNOVERS	18		at DePaul (2-3-11)
	17		GEORGIA SOUTHERN (11-12-10)
FOULS	28		vs California (11-26-10)
	27		GONZAGA (12-11-10)
	27		vs Georgia (11-25-10)

2010-11 Notre Dame Men's Basketball
 Notre Dame High/Low Analysis (as of Feb 06, 2011)
 All games

Notre Dame - GAME LOWS

POINTS	54		at ST. JOHN'S (1-16-11)
	56		at PITT (1-24-11)
	57		vs California (11-26-10)
	57		at Marquette (1-10-11)
	58		vs Wisconsin (11-28-10)
	58		vs Kentucky (12-8-10)
	58		at Syracuse (1-1-11)
FIELD GOALS MADE	15		vs California (11-26-10)
	16		at ST. JOHN'S (1-16-11)
FIELD GOAL ATTEMPTS	39		at ST. JOHN'S (1-16-11)
	39		at PITT (1-24-11)
FIELD GOAL PERCENTAGE	.278	(15-54)	vs California (11-26-10)
	.354	(17-48)	vs Wisconsin (11-28-10)
3 PT FIELD GOALS MADE	1		vs California (11-26-10)
	3		at Marquette (1-10-11)
	3		at ST. JOHN'S (1-16-11)
3 PT FG ATTEMPTS	14		vs Wisconsin (11-28-10)
	14		CINCINNATI (1-19-11)
	14		MARQUETTE (1-22-11)
3 PT FG PERCENTAGE	.050	(1-20)	vs California (11-26-10)
	.188	(3-16)	at Marquette (1-10-11)
FREE THROWS MADE	5		at Syracuse (1-1-11)
	9		at PITT (1-24-11)
FREE THROW ATTEMPTS	7		at Syracuse (1-1-11)
	12		STONY BROOK (12-19-10)
FREE THROW PERCENTAGE	.594	(19-32)	at ST. JOHN'S (1-16-11)
	.600	(12-20)	vs Kentucky (12-8-10)
REBOUNDS	23		at PITT (1-24-11)
	24		at ST. JOHN'S (1-16-11)
ASSISTS	7		vs Wisconsin (11-28-10)
	10		vs Georgia (11-25-10)
STEALS	1		vs Wisconsin (11-28-10)
	2		MAINE (11-22-10)
	2		vs Georgia (11-25-10)
	2		vs Kentucky (12-8-10)
	2		at PITT (1-24-11)
BLOCKED SHOTS	0		at Marquette (1-10-11)
	1		vs Georgia (11-25-10)
TURNOVERS	7		MARQUETTE (1-22-11)
	8		GONZAGA (12-11-10)
	8		CONNECTICUT (1-4-11)
FOULS	8		vs Wisconsin (11-28-10)
	8		UMBC (12-22-10)

2010-11 Notre Dame Men's Basketball
 Notre Dame High/Low Analysis (as of Feb 06, 2011)
 All games

Opponent - GAME LOWS

POINTS	44		vs California (11-26-10)
	51		LIBERTY (11-14-10)
	51		vs Wisconsin (11-28-10)
	51		at PITT (1-24-11)
	53		UMBC (12-22-10)
FIELD GOALS MADE	16		GEORGIA SOUTHERN (11-12-10)
	16		vs California (11-26-10)
FIELD GOAL ATTEMPTS	45		at ST. JOHN'S (1-16-11)
	45		at PITT (1-24-11)
FIELD GOAL PERCENTAGE	.262	(16-61)	vs California (11-26-10)
	.333	(16-48)	GEORGIA SOUTHERN (11-12-10)
3 PT FIELD GOALS MADE	2		ST. JOHN'S (1-8-11)
	3		GEORGIA SOUTHERN (11-12-10)
3 PT FG ATTEMPTS	9		at ST. JOHN'S (1-16-11)
	11		ST. JOHN'S (1-8-11)
3 PT FG PERCENTAGE	.182	(2-11)	ST. JOHN'S (1-8-11)
	.182	(4-22)	UMBC (12-22-10)
	.182	(4-22)	GEORGETOWN (12-29-10)
FREE THROWS MADE	4		LIBERTY (11-14-10)
	4		vs Wisconsin (11-28-10)
	4		STONY BROOK (12-19-10)
FREE THROW ATTEMPTS	4		vs Wisconsin (11-28-10)
	7		LIBERTY (11-14-10)
FREE THROW PERCENTAGE	.500	(4-8)	STONY BROOK (12-19-10)
	.500	(10-20)	vs Georgia (11-25-10)
REBOUNDS	21		MAINE (11-22-10)
	25		MARQUETTE (1-22-11)
ASSISTS	8		vs California (11-26-10)
	9		ST. JOHN'S (1-8-11)
	9		at PITT (1-24-11)
STEALS	3		LIBERTY (11-14-10)
	3		MAINE (11-22-10)
	3		GONZAGA (12-11-10)
BLOCKED SHOTS	1		CHICAGO STATE (11-17-10)
	1		UMBC (12-22-10)
TURNOVERS	4		vs Wisconsin (11-28-10)
	6		MAINE (11-22-10)
FOULS	12		at Syracuse (1-1-11)
	14		at PITT (1-24-11)

2010-11 Notre Dame Men's Basketball
 Notre Dame Player High/Low Analysis (as of Feb 06, 2011)
 All games

Notre Dame - INDIVIDUAL GAME HIGHS

Points	28		HANSBROUGH, Ben vs Marquette (1-22-11)
	26		HANSBROUGH, Ben vs St. John's (1-8-11)
	26		ABROMAITIS, Tim vs Maine (11-22-10)
	25		HANSBROUGH, Ben vs Rutgers (2-6-11)
	25		ABROMAITIS, Tim vs Georgia (11-25-10)
Field Goals Made	10		HANSBROUGH, Ben vs Marquette (1-22-11)
	8		HANSBROUGH, Ben at PITT (1-24-11)
	8		HANSBROUGH, Ben vs St. John's (1-8-11)
	8		SCOTT, Carleton vs Stony Brook (12-19-10)
	8		ABROMAITIS, Tim vs Stony Brook (12-19-10)
	8		HANSBROUGH, Ben vs Indiana State (11-30-10)
	8		ABROMAITIS, Tim vs Maine (11-22-10)
Field Goal Att.	17		SCOTT, Carleton vs California (11-26-10)
	16		HANSBROUGH, Ben vs Connecticut (1-4-11)
FG Pct (min 5 made)	1.000	(8-8)	SCOTT, Carleton vs Stony Brook (12-19-10)
	.889	(8-9)	ABROMAITIS, Tim vs Maine (11-22-10)
3-Point FG Made	6		HANSBROUGH, Ben vs Chicago State (11-17-10)
	5		HANSBROUGH, Ben at DePaul (2-3-11)
	5		SCOTT, Carleton at PITT (1-24-11)
	5		ABROMAITIS, Tim vs Georgetown (12-29-10)
	5		HANSBROUGH, Ben vs Kentucky (12-8-10)
	5		HANSBROUGH, Ben vs Liberty (11-14-10)
3-Point FG Att.	10		HANSBROUGH, Ben vs Chicago State (11-17-10)
	9		HANSBROUGH, Ben vs St. John's (1-8-11)
	9		HANSBROUGH, Ben vs Kentucky (12-8-10)
	9		SCOTT, Carleton vs California (11-26-10)
	9		ABROMAITIS, Tim vs Liberty (11-14-10)
3-Pt FG Pct (min 2 made)	1.000	(4-4)	SCOTT, Carleton vs Stony Brook (12-19-10)
	1.000	(2-2)	SCOTT, Carleton vs Rutgers (2-6-11)
	1.000	(2-2)	ATKINS, Eric vs Marquette (1-22-11)
	1.000	(2-2)	MARTIN, Scott vs Cincinnati (1-19-11)
	1.000	(2-2)	SCOTT, Carleton vs Cincinnati (1-19-11)
Free Throws Made	12		NASH, Tyrone vs Liberty (11-14-10)
	11		HANSBROUGH, Ben vs Rutgers (2-6-11)
	11		HANSBROUGH, Ben vs Cincinnati (1-19-11)
	11		NASH, Tyrone vs Maine (11-22-10)
Free Throw Att.	15		NASH, Tyrone vs Liberty (11-14-10)
	13		HANSBROUGH, Ben vs Rutgers (2-6-11)
FT Pct (min 3 made)	1.000	(10-10)	HANSBROUGH, Ben vs Georgetown (12-29-10)
	1.000	(6-6)	HANSBROUGH, Ben vs Marquette (1-22-11)
	1.000	(6-6)	HANSBROUGH, Ben vs St. John's (1-8-11)
	1.000	(6-6)	SCOTT, Carleton vs California (11-26-10)
	1.000	(6-6)	ABROMAITIS, Tim vs Maine (11-22-10)
	1.000	(6-6)	HANSBROUGH, Ben vs Maine (11-22-10)
	1.000	(4-4)	ABROMAITIS, Tim at DePaul (2-3-11)
	1.000	(4-4)	SCOTT, Carleton vs Marquette (1-22-11)
	1.000	(4-4)	ATKINS, Eric vs Cincinnati (1-19-11)
	1.000	(4-4)	HANSBROUGH, Ben at ST. JOHN'S (1-16-11)
	1.000	(4-4)	MARTIN, Scott at Syracuse (1-1-11)
	1.000	(4-4)	SCOTT, Carleton vs Georgetown (12-29-10)
	1.000	(4-4)	HANSBROUGH, Ben vs Stony Brook (12-19-10)
	1.000	(4-4)	HANSBROUGH, Ben vs Indiana State (11-30-10)
	1.000	(4-4)	ABROMAITIS, Tim vs Wisconsin (11-28-10)

	1.000	(4-4)	DRAGICEVICH, Alex vs Georgia Southern (11-12-10)
	1.000	(3-3)	HANSBROUGH, Ben at Marquette (1-10-11)
	1.000	(3-3)	ABROMAITIS, Tim vs Georgetown (12-29-10)
	1.000	(3-3)	ABROMAITIS, Tim vs Gonzaga (12-11-10)
	1.000	(3-3)	COOLEY, Jack vs Georgia Southern (11-12-10)
	1.000	(3-3)	MARTIN, Scott vs Georgia Southern (11-12-10)
Rebounds	11		SCOTT, Carleton vs Rutgers (2-6-11)
	11		MARTIN, Scott at Marquette (1-10-11)
	11		ABROMAITIS, Tim vs UMBC (12-22-10)
	11		ABROMAITIS, Tim vs California (11-26-10)
	11		SCOTT, Carleton vs Georgia (11-25-10)
	11		NASH, Tyrone vs Maine (11-22-10)
	11		SCOTT, Carleton vs Chicago State (11-17-10)
Assists	9		HANSBROUGH, Ben vs Maine (11-22-10)
	8		HANSBROUGH, Ben vs Stony Brook (12-19-10)
Steals	4		HANSBROUGH, Ben vs St. John's (1-8-11)
	3		ABROMAITIS, Tim at DePaul (2-3-11)
	3		ATKINS, Eric at ST. JOHN'S (1-16-11)
	3		HANSBROUGH, Ben at Marquette (1-10-11)
	3		ATKINS, Eric vs Connecticut (1-4-11)
	3		BROOKS, Joey vs Georgia Southern (11-12-10)
Blocked Shots	4		SCOTT, Carleton vs Indiana State (11-30-10)
	3		SCOTT, Carleton vs Rutgers (2-6-11)
	3		NASH, Tyrone vs Connecticut (1-4-11)
	3		SCOTT, Carleton vs UMBC (12-22-10)
	3		SCOTT, Carleton vs Wisconsin (11-28-10)
	3		SCOTT, Carleton vs California (11-26-10)
	3		SCOTT, Carleton vs Chicago State (11-17-10)
Turnovers	5		HANSBROUGH, Ben at PITT (1-24-11)
	5		ABROMAITIS, Tim at ST. JOHN'S (1-16-11)
	5		NASH, Tyrone vs St. John's (1-8-11)
	5		MARTIN, Scott at Syracuse (1-1-11)
	5		HANSBROUGH, Ben vs Georgia (11-25-10)
Fouls	5		NASH, Tyrone vs Rutgers (2-6-11)
	5		NASH, Tyrone at ST. JOHN'S (1-16-11)
	5		NASH, Tyrone vs St. John's (1-8-11)
	5		SCOTT, Carleton vs Georgia (11-25-10)

2010-11 Notre Dame Men's Basketball
 Notre Dame Opponent High/Low Analysis (as of Feb 06, 2011)
 All games

OPPONENT INDIVIDUAL GAME HIGHS

Points	27		Jones, Terrence vs Kentucky (12-8-10)
	26		FERGUSON, Eric vs Georgia Southern (11-12-10)
	25		JOHNSON-ODOM, Darius vs Marquette (1-22-11)
	24		MITCHELL, Jonathan vs Rutgers (2-6-11)
	23		LESLIE, Travis vs Georgia (11-25-10)
Field Goals Made	9		MITCHELL, Jonathan vs Rutgers (2-6-11)
	9		FREEMAN, Austin vs Georgetown (12-29-10)
	9		Jones, Terrence vs Kentucky (12-8-10)
	9		LESLIE, Travis vs Georgia (11-25-10)
Field Goal Att.	23		WALKER, Kemba vs Connecticut (1-4-11)
	19		TAYLOR, Jordan vs Wisconsin (11-28-10)
FG Pct (min 5 made)	.833	(5-6)	AROP, Mangisto vs Gonzaga (12-11-10)
	.778	(7-9)	BUYCKS, Dwight at Marquette (1-10-11)
3-Point FG Made	5		MITCHELL, Jonathan vs Rutgers (2-6-11)
	5		BUYCKS, Dwight at Marquette (1-10-11)
	5		GRAY, Steven vs Gonzaga (12-11-10)
3-Point FG Att.	13		WARE, Dustin vs Georgia (11-25-10)
	12		FRANKLIN, Gary vs California (11-26-10)
3-Pt FG Pct (min 2 made)	1.000	(5-5)	BUYCKS, Dwight at Marquette (1-10-11)
	1.000	(2-2)	WOODALL, Travon at PITT (1-24-11)
Free Throws Made	14		FERGUSON, Eric vs Georgia Southern (11-12-10)
	11		JOHNSON-ODOM, Darius vs Marquette (1-22-11)
Free Throw Att.	16		FERGUSON, Eric vs Georgia Southern (11-12-10)
	13		JOHNSON-ODOM, Darius vs Marquette (1-22-11)
	13		SPENCER, Rory vs Georgia Southern (11-12-10)
FT Pct (min 3 made)	1.000	(7-7)	NAPIER, Shabazz vs Connecticut (1-4-11)
	1.000	(6-6)	BROWN, Gilbert at PITT (1-24-11)
	1.000	(6-6)	BOOTHE, Malik at ST. JOHN'S (1-16-11)
	1.000	(6-6)	HARRIS, Elias vs Gonzaga (12-11-10)
	1.000	(5-5)	KENNEDY, D.J. at ST. JOHN'S (1-16-11)
	1.000	(4-4)	YOUNG, Brandon at DePaul (2-3-11)
	1.000	(4-4)	HARDY, Dwight vs St. John's (1-8-11)
	1.000	(4-4)	KENNEDY, D.J. vs St. John's (1-8-11)
	1.000	(4-4)	Knight, Brandon vs Kentucky (12-8-10)
	1.000	(4-4)	LEUER, Jon vs Wisconsin (11-28-10)
	1.000	(4-4)	WALL, Christian vs Chicago State (11-17-10)
	1.000	(3-3)	WALKER, Kemba vs Connecticut (1-4-11)
Rebounds	17		Jones, Terrence vs Kentucky (12-8-10)
	12		BROWN, John vs Liberty (11-14-10)
Assists	9		JARDINE, Scoop at Syracuse (1-1-11)
	8		GRAY, Steven vs Gonzaga (12-11-10)
Steals	5		LESLIE, Travis vs Georgia (11-25-10)
	3		BEATTY, James vs Rutgers (2-6-11)
	3		STITH, Malik at ST. JOHN'S (1-16-11)
	3		WALKER, Kemba vs Connecticut (1-4-11)
	3		SOUTHERLAND, James at Syracuse (1-1-11)
	3		CLARK, Jason vs Georgetown (12-29-10)
	3		RICHARD, Carl vs Indiana State (11-30-10)
	3		BROWN, John vs Liberty (11-14-10)
Blocked Shots	6		JACKSON, Rick at Syracuse (1-1-11)
	5		NANKIVIL, Keaton vs Wisconsin (11-28-10)
Turnovers	5		YOUNG, Brandon at DePaul (2-3-11)
	5		JARDINE, Scoop at Syracuse (1-1-11)

	5	FERGUSON, Eric vs Georgia Southern (11-12-10)
	5	DRAYTON III, Ben vs Georgia Southern (11-12-10)
Fouls	5	BIRUTA, Gilvydas vs Rutgers (2-6-11)
	5	FABER, Krys at DePaul (2-3-11)
	5	CROWDER, Jae vs Marquette (1-22-11)
	5	OTULE, Chris vs Marquette (1-22-11)
	5	WILKS, Darnell vs Cincinnati (1-19-11)
	5	ORIAKHI, Alex vs Connecticut (1-4-11)
	5	HARRIS, Elias vs Gonzaga (12-11-10)
	5	GRAY, Steven vs Gonzaga (12-11-10)
	5	GOODSON, Demetri vs Gonzaga (12-11-10)
	5	SACRE, Robert vs Gonzaga (12-11-10)
	5	GASSER, Josh vs Wisconsin (11-28-10)
	5	TAYLOR, Jordan vs Wisconsin (11-28-10)
	5	SANDERS-FRISON, Mark vs California (11-26-10)
	5	PRICE, Jeremy vs Georgia (11-25-10)
	5	NOLTE, Connor vs Georgia (11-25-10)
	5	BURNATOWSKI, Murphy vs Maine (11-22-10)
	5	BURRUS, Antwan vs Liberty (11-14-10)
	5	BAYNHAM, Marvin vs Georgia Southern (11-12-10)