



NOTRE DAME

Women's Basketball 2009-10

2001 NCAA Champions • 1997 NCAA Final Four
7 NCAA Sweet 16 Berths • 16 NCAA Tourney Appearances

2009-10 ND Women's Basketball: Game 18

#4/5 Notre Dame *Fighting Irish* (16-1 / 3-1 BIG EAST) vs.
#16/11 West Virginia *Mountaineers* (18-1 / 5-0 BIG EAST)

◆ **DATE:** January 24, 2010
◆ **TIME:** 1:00 p.m. ET
◆ **AT:** Notre Dame, Ind.
Purcell Pavilion (9,149)
◆ **SERIES:** ND leads 16-2
◆ **1ST MTG:** ND 73-55 (2/26/96)
◆ **LAST MTG:** ND 72-66 (3/2/09)

◆ **TV:** ESPNU (live)
Jim Barbar, p-b-p
Brooke Weisbrod, color
◆ **RADIO:** Pulse FM (96.9/92.1)
Bob Nagle, p-b-p
◆ **LIVE STATS:** UND.com
◆ **TWITTER:** @ndwbbsid



Storylines

- ◆ Notre Dame will play its sixth ranked opponent of the season, and second in three games.
- ◆ The Irish and West Virginia are two of only eight teams in the country with one loss or fewer entering this weekend's action.

After a challenging two-game road swing to visit both of last year's national championship game combatants, No. 4/5 Notre Dame returns to the friendly confines of Purcell Pavilion for a top-20 BIG EAST matchup with No. 16/11 West Virginia on Sunday at 1 p.m. (ET). The game will be televised live to a national cable audience by ESPNU, the seventh nationally-televised game in the past eight contests for the Irish.

Notre Dame (16-1, 3-1) bounced back from its first loss of the 2009-10 season with a 78-60 win at Louisville on Tuesday night. Shrugging off a slow start, the Irish used a 12-0 run late in the first half and a 13-0 run in the second stanza to take control and win going away.

Freshman guard **Skylar Diggins** led four Notre Dame players in double figures with 20 points, 15 of those coming in the second half.

Rankings

- ◆ Notre Dame is No. 4 in the latest Associated Press poll and No. 5 in the current ESPN/USA Today poll.
- ◆ West Virginia is No. 16 in the latest Associated Press poll and No. 11 in the current ESPN/USA Today poll.

Web Sites

- ◆ Notre Dame: www.UND.com
- ◆ West Virginia: www.MSNsportsNET.com
- ◆ BIG EAST: www.bigeast.org

Setting The Standard

Under the guidance of 23rd-year head coach **Muffet McGraw**, Notre Dame has evolved into one of the country's leading women's basketball powers. The Irish have appeared in 16 NCAA Tournaments (including a current streak of 14 in a row) and advanced to the NCAA Sweet 16 seven times in the past 12 years. Notre Dame also has reached the NCAA Women's Final Four twice, winning college basketball's ultimate prize with the 2001 national championship.

In its history, Notre Dame has developed nine All-Americans, 10 WNBA players (including seven draft picks in the past nine years) and four USA Basketball veterans (eight medals won). Now in their 33rd season in 2008-09, the Irish own an all-time record of **676-297 (.695)**.

Notre Dame Head Coach Muffet McGraw

Saint Joseph's '77

- ◆ 23rd season at Notre Dame
 - 512-198 (.721) at Notre Dame.
 - 600-239 (.715) in 28th season overall.
- ◆ 2001 consensus National Coach of the Year
- ◆ Four-time Naismith Coach of the Year finalist
- ◆ Four-time conference Coach of the Year
 - BIG EAST (2001)
 - Midwest Collegiate/Horizon League (1991)
 - North Star (1988)
 - East Coast (@ Lehigh - 1983)
- ◆ 2009 WBCA Carol Eckman Award recipient

Notre Dame's Probable Starting Lineup (C = captain)

No	Name	Pos	Ht	Yr	PPG	RPG	Other	Notes
32	Becca Bruszewski	F	6-1	Jr.	9.1	3.9	1.9 apg	• Career-high 7 assists at Louisville
4	Skylar Diggins	G	5-9	Fr.	13.4	4.1	2.5 apg	• Also 2nd on tm in steals (2.1 spg.)
20	Ashley Barlow (C)	G	5-9	Sr.	11.8	5.9	2.3 spg	• Averaging 6.6 rpg. in past 9 games
23	Melissa Lechlitner (C)	G	5-7	Sr.	7.8	1.7	3.1 apg	• Dbl-fig scorer in 5 of past 6 (14 @ LOU)
24	Lindsay Schrader (C)	G	6-0	Sr.	11.2	7.6	1.7 apg	• Career-high 8.8 rpg. in BIG EAST play

Off the Bench For the Irish

1	Erica Solomon	F	6-2	So.	3.4	1.3	0.9 apg	• 10th school history for career bpg (1.07)
12	Fraderica Miller	G	5-10	So.	2.4	2.2	1.2 spg	• Defensive stopper (1 steal per 7.3 min)
14	Devereaux Peters	F	6-2	Jr.	5.9	5.6	1.6 spg	• Season-high 12 pts/8 rebs at Connecticut
15	Kaila Turner	G	5-8	Fr.	2.6	1.2	0.9 apg	• Career-high 4 rebounds vs. Villanova
21	Natalie Novosel	G	5-11	So.	6.1	2.6	1.8 spg	• 1 of 4 ND players with 30+ steals this year
22	Brittany Mallory	G	5-10	Jr.	8.6	3.1	2.5 apg	• Team-high 1.39 assist/turnover ratio
44	Alena Christiansen	G	5-7	Sr.	1.3	0.7	0.6 spg	• Walk-on with career-high 5 pts vs. Charlotte
52	Erica Williamson	C	6-4	Sr.	3.9	2.5	0.9 bpg	• 9th in school history w/ 120 career blks

Pronunciations: Bruszewski (broo-SHEFF-skee); Fraderica (fruh-DARE-uh-kuh); Kaila (KAY-luh); Lechlitner (LECK-light-ner); Novosel (KNOW-vuh-sell)

2009-10 Schedule

16-1 / 3-1 BIG EAST

N3	(4) Indianapolis (exhibition)	W, 97-53
N15	(4/7) Arkansas-Pine Bluff	W, 102-57
N19	(5/6) @ Michigan State (21/21) ^{BTN}	W, 68-67
N22	(5/6) Iona	W, 80-45
N26	(5/6) vs. San Diego St. (23/24) ^{1-FCS B}	W, 84-79
N27	(5/6) vs. South Carolina ^{1-FCS B}	W, 78-55
N28	(5/6) vs. Oklahoma (20/17) ^{1-FCS B}	W, 81-71
D2	(5/6) Eastern Michigan	W, 69-59
D8	(3/4) IPFW	W, 96-60
D12	(3/4) Valparaiso	W, 88-47
D20	(4/4) Charlotte	W, 90-31
D29	(3/3) @ Central Florida ^{CBS C}	W, 85-52
D31	(3/3) Vanderbilt (18/16) ^{CBS C}	W, 74-69
J4	(3/3) @ Purdue ^{ESPN2}	W, 79-75
J9	(3/3) • Villanova ^{BETV}	W, 81-46
J12	(3/3) • South Florida	W, 81-64
J16	(3/3) • @ Connecticut (1/1) ^{ESPN}	L, 46-70
J19	• @ Louisville ^{CBS C}	W, 78-60
J24	• West Virginia^{ESPN}	1:00 ET
J27	• Providence	7:00 ET
J30	• @ Syracuse	1:00 ET
F1	• @ Rutgers ^{ESPN2}	7:30 ET
F6	• Pittsburgh	2:00 ET
F9	• @ Cincinnati	7:00 ET
F14	• DePaul ^{ESPN2}	3:00 ET
F16	• @ St. John's	7:00 ET
F20	• @ Georgetown	3:00 ET
F23	• Marquette	7:00 ET
F27	• @ Seton Hall	2:00 ET
M1	• Connecticut ^{ESPN2}	7:00 ET
M5	BIG EAST 1st Round ²	TBA
M6	BIG EAST 2nd Round ^{2-BETV}	TBA
M7	BIG EAST Quarterfinal ^{2-ESPN}	TBA
M8	BIG EAST Semifinal ^{2-ESPN}	TBA
M9	BIG EAST Final ^{2-ESPN}	7:00 ET
M21	NCAA 1st Round ^{3-ESPN/ESPN2}	TBA
M23	NCAA 2nd Round ^{3-ESPN/ESPN2}	TBA
M27	NCAA Regional Semifinal ^{3-ESPN}	TBA
M28	NCAA Regional Semifinal ^{3-ESPN}	TBA
M29	NCAA Regional Final ^{3-ESPN}	TBA
M30	NCAA Regional Final ^{3-ESPN}	TBA
A4	NCAA National Semifinals ^{4-ESPN}	TBA
A6	NCAA Championship Game ^{4-ESPN}	TBA

(x) = numbers before opponent name indicate ND rank in AP/ESPN-USA Today polls; numbers after are opponent rank.

- = BIG EAST Conference game
- 1 = Paradise Jam (St. Thomas, U.S. Virgin Islands)
- 2 = BIG EAST Championship (Hartford, Conn.)
- 3 = NCAA Championship (1st/2nd rounds at Purcell Pavilion; Regionals at Dayton, Ohio; Kansas City, Mo.; Memphis, Tenn.; Sacramento, Calif.)
- 4 = NCAA Women's Final Four (San Antonio, Texas)

CBS C = Games televised live on CBS College Sports
BETV = Game to be televised live on BIG EAST TV package
BTN = Game televised live on Big Ten Network
FCS B = Games webcast live on Fox College Sports Broadband

NOTE: All regular-season home games not scheduled for commercial TV (except Nov. 15 vs. Arkansas-Pine Bluff) will be webcast live on UND.com.

All games will air live on radio on South Bend's Pulse FM (96.9/92.1) and worldwide on the Internet at UND.com.

All times Eastern and subject to change





Quick Hitters

- The Irish have appeared in the top five of the AP poll all 11 weeks this season (through Monday), marking the second-longest string of consecutive AP Top 5 rankings in program history behind only the final 17 weeks in 2000-01.
- Notre Dame's 15-game winning streak earlier this season tied for the third-longest in school history, and longest since a school-record 23-game run from Nov. 17, 2000-Feb. 14, 2001.
- At 15-0, the Irish posted the second-best start in program history, topped only by a 23-0 debut in 2000-01 (the season in which Notre Dame won its first NCAA title).
- Notre Dame has defeated four ranked opponents (Michigan State, San Diego State, Oklahoma, Vanderbilt) in five tries this season, including three away from home.
- The Irish won the 2009 Paradise Jam Island Division title (their first regular-season tourney crown since the 2005 Duel in the Desert in Las Vegas), with freshman guard **Skylar Diggins** capturing MVP honors and senior guard/tri-captain **Melissa Lechlitner** making the all-tournament team.
- Seven different players have led the Irish in scoring this season. In the past 10 games alone, Notre Dame has had a different player lead it in scoring seven times.
- In Friday's NCAA statistical rankings, Notre Dame appears among the top 15 in seven categories — steals (3rd at 14.2 spg.), assists (3rd at 18.5 apg.), turnover margin (5th at +7.94), won-loss percentage (6th at .941),

scoring offense (8th at 80.0 ppg.), scoring margin (8th at +20.8 ppg.) and assist/turnover ratio (14th at 1.07).

- Conversely, Notre Dame has no player ranking among the top 100 in any NCAA statistical category — senior guard/tri-captain **Ashley Barlow** is the closest, ranking 111th in the land in steals (2.3 per game).
- Notre Dame is forcing 25.3 turnovers per game this season, including 28.7 at home. The Irish also have caused at least 20 takeaways in 14 of 17 games to date, with no fewer than 29 opponent turnovers in six of nine home games this year.
- Notre Dame is averaging 8,522 fans per game this year, unofficially ranking fifth in the nation and showing a 18.9-percent increase from last year (7,168). The Irish also are the only school from the top 25 of the final 2008-09 NCAA attendance rankings to see an increase in attendance this year.

Other Notre Dame Notables

- Notre Dame is among the nation's winningest programs during the past 14 seasons (1996-97 to present), ranking seventh with 330 victories.
- Notre Dame has ranked among the top 20 in the nation in attendance each of the past nine seasons. Last year, the program finished ninth in the country for the second year in a row with an average of 7,168 fans for its 13 home games (the second-highest single-season attendance average in school history). The Irish also have drawn 5,000-or-more fans to 133 of their last 135 home games, including seven Purcell Pavilion sellouts (most recently on Dec. 31, 2009 vs. Vanderbilt).
- The Irish have become a regular fixture in the WNBA Draft in recent years, as seven Notre Dame players have been selected in the past nine seasons. **Charel Allen** was the most recent Irish player to be chosen, going to the Sacramento Monarchs in the third round (43rd overall pick) of the 2008 WNBA Draft. **Ruth Riley** (San Antonio) was active in the league during the '09 season, helping the Silver Stars return to the playoffs for the third consecutive season. Three of Notre Dame's eight WNBA alums have won a total of four league championships — Riley won a pair of crowns with the Detroit Shock (2003 Finals MVP, 2006), **Coquese Washington** toiled for the 2000 Houston Comets, while **Jacqueline Batteast** was Riley's teammate on the '06 title-winning squad in Detroit.
- For the fourth year in a row, the Irish posted a perfect 100-percent Graduation Success Rate (GSR), according to figures released by the NCAA in October 2009. What's more, since **Muffet McGraw** became the Irish head coach in 1987, every Notre Dame women's basketball player that has completed her athletic and academic eligibility

Winningest Teams (1996-97 to present)	
453	Connecticut
426	Tennessee
388	Duke
350	Louisiana Tech
338	Old Dominion
338	Purdue
◆330	NOTRE DAME
NOTE: through games of Jan. 21.	

Covering the Irish

Notre Dame Sports Information

C112 Joyce Center, Second Floor
 Notre Dame, IN 46556
 phone (574) 631-7516 // fax (574) 631-7941
 Chris Masters, Asst. Sports Information Director (WBB)
 masters.5@nd.edu // cell (574) 532-4166

Media Services

The official Notre Dame athletics web site contains schedules, rosters, updated statistics and some historical information from previous seasons. High-resolution color headshots and action photos of Notre Dame players, coaches and staff are available upon request.

Official Notre Dame athletics web site:

- <http://www.UND.com>

In-Season Interview Policy

All requests for Notre Dame player, coach or staff interviews must be made through **Chris Masters** and 24 hours' notice is appreciated. Please be aware that student-athletes' academic obligations always take precedence before any interview requests.

Media members also may speak to Irish team personnel before or after practice sessions. While most practices are open to the media, some may be closed at the coaching staff's discretion — contact **Chris Masters** for the latest practice schedule and availability.

On game days, no interviews will be granted with any Notre Dame player or coach prior to competition.

Credentials / Parking

Season credentials will be issued to all media covering the Irish on a regular basis. Please note — any Notre Dame men's basketball season credential also offers access to all Irish women's basketball games.

For single-game credentials, contact **Chris Masters** no later than 24 hours before tipoff. Credential requests may be submitted via phone, fax or e-mail. Passes will be left at the media will call entrance (Gate 1) of Purcell Pavilion.

Parking is free for all Irish women's basketball games in the large lot south of Purcell Pavilion. Due to construction in the vicinity of the arena, there are no designated parking lots or specific parking passes for media members.

Credentials remain the property of the University of Notre Dame and may be revoked at any time.

Game Notes

Notre Dame's game notes package is completed and made available on-line through the official Irish athletics web site during the season, usually at least one day prior to tipoff. Notre Dame's game notes are in Adobe PDF format and will be distributed via *electronic means only* (e-mail or web). Fax distribution is by request only.

Please contact **Chris Masters** if you wish to be added to the e-mail distribution list for Notre Dame's regular women's basketball releases.

Gameday Services

Gameday packages containing game notes, programs and other information will be available prior to all home contests. A pre-game meal also will be served in the Monogram Room media area (exit through stands above Gate 8 to right of press row, entrance on right after exiting outer concourse doors) beginning 75 minutes before tipoff.

A bank of statistics monitors is located on press row for the media's convenience. Final statistics books include an official NCAA box score and play-by-play. Telephone, copier and fax services are available on a first-come, first-served basis. Purcell Pavilion also offers wireless Internet capability — check with **Chris Masters** for access.

Post-Game Interviews

Following each Notre Dame home game, Irish head coach **Muffet McGraw** and selected players, as well as the visiting head coach and selected players, will be available to speak with the media. Post-game press conferences are held in the Hammes Auditorium, located between Gates 1 & 2 on the first floor of Purcell Pavilion (exit court via Gate 1 ramp on opposite end of court from press row, go straight and turn right at the Notre Dame women's basketball office; auditorium entrance will be on your left).

Media members should submit player requests for post-game interviews to **Chris Masters** at the final media timeout of the second half.

LAST IRISH GAME

#4/5 Notre Dame 78, Louisville 60
 January 19, 2010
 Freedom Hall (Louisville, Ky.)

Notre Dame (78)

Player	min	fg-a	3fg-a	ft-a	reb	ast	pf	tp
Bruszewski	25	2-6	0-0	1-2	6	7	4	5
Diggins	30	8-13	2-4	2-2	3	2	3	20
Barlow	33	6-13	2-8	4-4	7	3	2	18
Lechlitner	35	6-9	2-2	0-0	0	2	0	14
Schrader	32	5-6	0-0	2-3	10	2	0	12
Peters	15	2-5	0-0	2-2	5	0	4	6
Turner	0+	0-0	0-0	0-0	0	0	0	0
Novosel	18	0-3	0-1	3-4	2	0	2	3
Mallory	8	0-1	0-0	0-0	0	1	3	0
Christiansen	0+	0-1	0-0	0-0	0	0	0	0
Williamson	4	0-1	0-0	0-0	0	0	0	0
Team					0			
Totals	200	29-58	6-15	14-17	33	17	18	78

Louisville (60)

Player	min	fg-a	3fg-a	ft-a	reb	ast	pf	tp
Rainey	26	2-3	0-0	0-0	4	0	3	4
Reid	38	8-16	0-0	7-10	9	0	2	23
Hines	39	4-8	0-0	2-2	6	4	4	10
Harper	29	1-4	0-1	0-0	0	3	5	2
Burke	38	6-14	3-5	1-2	5	2	1	16
Rucker	11	1-3	0-0	0-0	1	0	2	2
Burton	14	1-2	0-0	1-2	1	0	1	3
Story	1	0-0	0-0	0-0	1	0	0	0
Taylor	4	0-1	0-1	0-1	0	0	1	0
Team					2			
Totals	200	23-51	3-7	11-17	29	9	19	60

Notre Dame 37 41 — 78
 Louisville 37 23 — 60

FG Pct: Notre Dame 50.0, Louisville 45.1. **3-PT FG Pct:** Notre Dame 40.0, Louisville 42.9. **FT Pct:** Notre Dame 82.4, Louisville 64.7. **Turnovers:** Notre Dame 15, Louisville 20. **Blocked Shots:** Notre Dame 3, Louisville 0. **Steals:** Notre Dame 7 (Peters 2), Louisville 3 (Burton 2). **Attendance:** 6,324.





2009-10 Standings (thru Jan. 22)

Table with columns: BIG EAST (W, L), Overall (W, L). Rows include Connecticut, West Virginia, Georgetown, and Notre Dame.

(n) Ranking in Associated Press/ESPN-USA Today polls

Player of the Week

- Nov. 23.....Tina Charles, Connecticut
Nov. 30.....Erica Morrow, Syracuse
Dec. 7.....Chelsea Marandola, Providence
Dec. 14.....Jessica Lawson, South Florida
Dec. 21.....Brittany Ray, Rutgers
Dec. 28.....Maya Moore, Connecticut
Jan. 4.....Tina Charles, Connecticut
Jan. 11.....Tina Charles, Connecticut
Jan. 18.....Tina Charles, Connecticut

Freshman of the Week

- Nov. 23.....Skylar Diggins, Notre Dame
Nov. 30.....Sugar Rodgers, Georgetown
Dec. 7.....Kayla Alexander, Syracuse
Dec. 14.....Asya Bussie, West Virginia
Dec. 21.....Shenneika Smith, St. John's
Dec. 28.....Sugar Rodgers, Georgetown
Jan. 4.....Sugar Rodgers, Georgetown
Jan. 11.....Skylar Diggins, Notre Dame
Jan. 18.....Sugar Rodgers, Georgetown

Upcoming BIG EAST Games

- Saturday, January 23
Cincinnati at Seton Hall 2:00p
Connecticut at Villanova 2:00p
Syracuse at Louisville 2:00p
Marquette at Rutgers 2:00p
Pittsburgh at Providence (BIG EAST TV) 2:00p
South Florida at St. John's (@ MSG) 2:30p
DePaul at Georgetown 3:00p
Sunday, January 24
West Virginia at Notre Dame (ESPNU) 1:00p
Monday, January 25
No games scheduled
Tuesday, January 26
Rutgers at Connecticut (@ Hartford - CBS C) 7:00p
Villanova at Louisville 7:00p
Wednesday, January 27
Providence at Notre Dame 7:00p
St. John's at Syracuse 7:00p
Seton Hall at West Virginia 7:00p
Cincinnati at DePaul 8:00p
Georgetown at Marquette 8:00p

• - indicates BIG EAST Conference game
All times Eastern and subject to change

Around the BIG EAST

at the University has graduated (a 58-for-58 success rate), with all five members of this year's senior class on target to graduate by May 2010 (Erica Williamson earned her undergraduate degree one semester early in January 2010).

A Quick Look At West Virginia

West Virginia is moving into uncharted territory this season, as the Mountaineers are off to their best start (18-1, 5-0 BIG EAST) in nearly two decades and have risen to No. 16 in the latest AP poll, as well as 11th in the current ESPN/USA Today coaches poll.

WVU also carries a 16-game winning streak into Sunday's contest, its longest success string since 1991-92. The Mountaineers stepped out of conference for their most recent win on Wednesday, defeating in-state rival Marshall, 74-42 at the annual Capital Classic in Charleston, W.Va. Redshirt junior guard Vanessa House led four West Virginia players in double figures, coming off the bench for a game-high 16 points.

Junior guard Liz Repella leads the Mountaineers in scoring (14.2 ppg.), and is second in three-point percentage (.315) and steals (1.6 spg.). Freshman center Asya Bussie is second in scoring (12.2 ppg.) and field goal percentage (.513), and tops in blocks (1.8 bpg.), while junior guard/forward Korinne Campbell — a transfer from Minnesota — is third in scoring (11.3 ppg.) and adds a team-high 7.8 rebounds per game with a team-best .412 three-point percentage.

Head coach Mike Carey has been the architect of WVU's resurgence in recent seasons, owning a 169-102 (.624) record in his ninth year in Morgantown. He also has a 22-year career record of 457-204 (.691), with a 2-8 all-time mark against Notre Dame.

The Notre Dame-West Virginia Series

In a series played entirely under the auspices of the BIG EAST Conference, Notre Dame and West Virginia will meet for the 19th time on Sunday afternoon, with the Irish holding a 16-2 lead over the Mountaineers, including a 9-0 edge at Purcell Pavilion. Notre Dame also has won five of its last six against WVU.

The Last Time Notre Dame and West Virginia Met

Lindsay Schrader had 14 points and 11 rebounds and No. 20 Notre Dame defeated short-handed West Virginia 72-66 on March 2, 2009, at Purcell Pavilion.

The Irish (21-7, 10-6 BIG EAST) led comfortably for most of the game after using a 9-2 run midway through the first half to open up a 25-15 lead. West Virginia (16-13, 5-11) played with just seven players because starting point guard Ashley Powell was ill and three players are sidelined for the season with injuries. The Mountaineers closed to 70-66 on a basket inside by Sarah Miles with 44 seconds left.

But the Irish, who struggled with free throws, made five of six in the final 64 seconds to hold on. They finished 14-of-24 from the line.

Takisha Granberry, who was 5-of-9 from three-point range, led WVU with 21 points.

LAST IRISH GAME vs. WEST VIRGINIA

#20/22 Notre Dame 72, West Virginia 66
March 2, 2009
Joyce Center (Notre Dame, Ind.)

West Virginia (66)

Player stats for West Virginia: min, fg-a, 3fg-a, ft-a, reb, ast, pf, tp. Totals: 200 24-58 8-19 10-16 39 12 18 66

Notre Dame (72)

Player stats for Notre Dame: min, fg-a, 3fg-a, ft-a, reb, ast, pf, tp. Totals: 200 26-64 6-15 14-24 40 18 12 72

West Virginia 31 35 - 66
Notre Dame 38 34 - 72

FG Pct: West Virginia 41.4, Notre Dame 40.6. 3-PT FG Pct: West Virginia 42.1, Notre Dame 40.0. FT Pct: West Virginia 62.5, Notre Dame 58.3. Turnovers: West Virginia 16, Notre Dame 10. Blocked Shots: West Virginia 3, Notre Dame 3 (Solomon 2). Steals: West Virginia 5 (Miles 2), Notre Dame 7 (Barlow, Novosel 2). Attendance: 5,692.

Other Notre Dame-West Virginia Series Tidbits

- Sunday's matinee represents the second time both Notre Dame and West Virginia have entered a series game ranked. The 16th-ranked Mountaineers defeated the 14th-ranked Irish, 56-50 on Jan. 13, 2008, in Morgantown. All-time, the Irish are 11-1 in the series as a ranked team, including a 5-0 record when appearing in the AP Top 10.
After Notre Dame won the first eight games in the series, seven by at least 13 points, nine of the past 10 games between the Irish and Mountaineers have been decided by 13 points or fewer (the lone exception being an 82-57 Irish win on Feb. 26, 2005, at Purcell Pavilion).
Notre Dame has scored at least 70 points against West Virginia 14 times in the 18-games series. On the other hand, the Mountaineers have reached the 70-point plateau twice against the Irish and have been limited to fewer than 60 points nine times.
In 10 of its last 13 games against Notre Dame, WVU has scored exactly in a 10-point window (54-64 points), including two 54-point games and three 64-point nights.
The Irish have scored 100 points in a game twice against West Virginia, making the Mountaineers the only BIG EAST opponent to see Notre Dame crack triple digits more than once.
Notre Dame is playing host to West Virginia for the second consecutive year, a scheduling quirk brought about by the change in "repeat" BIG EAST opponents assigned by the conference this past summer. The Irish had their repeat foe switched from DePaul





to Connecticut (the Mountaineers kept Pittsburgh as their repeater), and like all BIG EAST teams, both Notre Dame and WVU play two opponents at the same location as last year, rather than alternating sites as usual. Consequently, the Irish will return to Seton Hall for the second year in a row on Feb. 27.

- This will mark the first time West Virginia has made back-to-back trips to South Bend since Jan. 14, 1998 (ND 86-78) and Jan. 7, 1999 (ND 111-90).
- Sunday's tip time might seem normal compared to West Virginia's last two visits to Purcell Pavilion. On Feb. 4, 2007, the Mountaineers came to town on Super Bowl Sunday for a 5 p.m. (ET) start — necessitated by TV — that put the game almost directly opposite Super Bowl XLI between the Indianapolis Colts and Chicago Bears (the two most popular NFL teams in the South Bend area). Then, last year's game (March 2) began at 3:30 p.m. on a Monday afternoon, with the early start required because the Irish men's basketball team played host to Villanova on ESPN's "Big Monday" that evening.
- The greater Baltimore area will be well-represented on Sunday with three residents suiting up. Notre Dame junior guard **Brittany Mallory** is a 2007 graduate of the McDonogh School in Owings Mills, Md., while West Virginia freshman guard **Akeema Richards** matriculated from Baltimore's Western High School last spring, and classmate **Asya Bussie** attended Seton Keough High School on the city's southwest side.
- Mallory and Bussie actually played against one another several times in the 2005-06 and 2006-07 seasons, with the McDonogh-Seton Keough rivalry among the best in the city (and state) at that time.

Irish Involved In Haiti Relief Effort

The University of Notre Dame will donate the full gate receipts, as well as the net concession revenue, from both the men's and women's home basketball games this weekend to benefit relief and rebuilding efforts in Haiti.

The men play DePaul Saturday at 2 p.m. (ET), and the women take on West Virginia Sunday at 1 p.m. (ET) inside Purcell Pavilion. Both games are expected to sell out.

In addition, the Notre Dame Student-Athlete Advisory Council (SAAC) — led by president and Irish women's basketball senior center **Erica Williamson** — is organizing a fund drive to be held in conjunction with both games to encourage fans and alumni to make their own personal contributions to aid the relief efforts.

During the first half of both games, more than 100 Notre Dame student-athletes wearing monogram jackets will pass buckets through the crowd. The council's hope is that spectators will each donate at least \$1, which would raise \$11,000 for the relief effort.

Money raised will be directed toward the Notre Dame Haiti Program, the Congregation of Holy Cross and Catholic Relief Services.

Spread The Wealth

Notre Dame has seen seven different players

Notre Dame In the Polls

Associated Press Poll

Week	Points	Rank	Weeks Ranked	
			09-10	All Time
Oct. 30, 2009 (Pre)	799	4	1	179
Nov. 16, 2009	844	5	2	180
Nov. 23, 2009	833	5	3	181
Nov. 30, 2009	850	5	4	182
Dec. 7, 2009	900	3	5	183
Dec. 14, 2009	900	4	6	184
Dec. 21, 2009	913	3	7	185
Dec. 28, 2009	923	3	8	186
Jan. 4, 2010	918	3	9	187
Jan. 11, 2010	923	3	10	188
Jan. 18, 2010	852	4	11	189
SEASON HIGHS	923	3	11*	49*

ESPN/USA Today/WBCA Coaches' Poll

Week	Points	Rank	Weeks Ranked	
			09-10	All Time
Nov. 4, 2009 (Pre)	438	7	1	171
Nov. 17, 2009	578	6	2	172
Nov. 24, 2009	608	6	3	173
Dec. 1, 2009	614	6	4	174
Dec. 8, 2009	669	4	5	175
Dec. 15, 2009	677	4	6	176
Dec. 22, 2009	704	3	7	177
Dec. 29, 2009	717	3	8	178
Jan. 5, 2010	714	3	9	179
Jan. 12, 2010	717	3	10	180
Jan. 19, 2010	655	5	11	181
SEASON HIGHS	717	3	11*	11*

* = current streak of poll appearances

led the team in scoring and rebounding this season.

That trend has been particularly evident in the past 10 games, with a different player setting the pace in scoring seven times. Junior guard **Brittany Mallory** (Valparaiso and UCF), fifth-year senior guard **Lindsay Schrader** (Vanderbilt and South Florida) and freshman guard **Skylar Diggins** (Villanova and Louisville) are the repeat leading scorers for the Irish in that span.

Stat Sheet Stuffers

Another sign of Notre Dame's versatility is seen in the number of "5-5-5" games (5 or more in points, rebounds, assists, blocks and/or steals) posted by its players this year.

Junior guard **Brittany Mallory** (Arkansas-Pine Bluff, Oklahoma and Vanderbilt) has a team-high three 5-5-5 games, while senior guard **Ashley Barlow** (Iona and South Florida) and freshman guard **Skylar Diggins** (UAPB and Charlotte) have two 5-5-5 outings apiece, and junior forward **Becca Bruszewski** (Louisville) and sophomore guard **Natalie Novosel** (Eastern Michigan) each have one.

Taking What We Can Get

Fueled by a renewed attention to defense this offseason, Notre Dame has been in the taking mood this year, forcing its opponents into at least 20 turnovers in 14 of 17 games thus far, with Irish foes averaging 25.3 giveaways per game.

In a two-game stretch bookending the Christmas holiday, Notre Dame harassed its opponents into a combined 79 turnovers (43 by Charlotte on Dec. 20 and 36 at UCF on Dec. 29).

Charlotte's 43 turnovers tied for the second-

National Polls

Associated Press Poll

• January 18, 2010: Poll #11

Team (First-Place Votes)	Rec	Pts	LW
1 ♦Connecticut (40)	17-0	1,000	1
2 Stanford	15-1	960	2
3 Tennessee	16-1	912	4
4 NOTRE DAME	15-1	852	3
5 Ohio State	19-1	836	5
6 Duke	15-2	794	7
7 Nebraska	16-0	784	11
8 Georgia	17-1	677	6
9 Texas A&M	14-2	639	8
10 Baylor	14-3	635	9
11 Xavier	12-3	525	14
12 Oklahoma State	15-2	524	15
13 ♦Oklahoma	12-4	511	13
14 North Carolina	14-3	472	10
15 Florida State	16-3	449	16
16 ♦West Virginia	17-1	432	18
17 Wisconsin-Green Bay	16-0	416	17
18 LSU	13-3	398	12
19 ♦Georgetown	15-2	248	24
20 Texas	12-5	234	19
21 ♦Vanderbilt	13-5	133	—
22 Georgia Tech	15-4	126	21
23 TCU	13-4	79	22
24 Vermont	14-3	59	—
25 Virginia	11-5	51	23

Others Receiving Votes: Wisconsin 37, ♦Michigan State 27, Gonzaga 26, Dayton 22, Penn State 18, ♦St. John's 13, ♦Syracuse 13, Iowa State 13, Kentucky 13, Maryland 12, Miami (Fla.) 11, USC 10, James Madison 8, East Carolina 7, Kansas 6, Temple 4, BYU 3, Hartford 3, Mississippi 3, Duquesne 2, ♦South Carolina 1, Marist 1, Princeton 1.

ESPN/USA Today/WBCA Coaches' Poll

• January 19, 2010: Poll #11

Team (First-Place Votes)	Rec	Pts	LW
1 ♦Connecticut (31)	18-0	775	1
2 Stanford	15-1	740	2
3 Tennessee	16-1	700	4
4 Ohio State	19-1	658	5
5 NOTRE DAME	15-1	655	3
6 Nebraska	16-0	614	9
7 Duke	15-3	548	7
8 Georgia	17-1	535	6
9 Texas A&M	14-2	499	8
10 Xavier	12-3	472	12
11 ♦West Virginia	17-1	463	13
12 Baylor	14-3	444	9
13 ♦Oklahoma	12-4	363	13
14 Wisconsin-Green Bay	16-0	344	17
15 North Carolina	14-3	333	11
16 Florida State	16-3	332	16
17 Oklahoma State	15-2	304	19
18 ♦Georgetown	15-2	270	18
19 LSU	13-3	253	15
20 ♦Vanderbilt	13-5	137	22
21 Iowa State	13-3	116	20
22 Virginia	12-5	100	24
23 Texas	12-5	89	21
24 TCU	13-4	52	—
25 Kentucky	14-3	46	—

Others Receiving Votes: ♦Syracuse 43, Wisconsin 37, Dayton 34, ♦Michigan State 17, Georgia Tech 17, Hartford 13, James Madison 12, Gonzaga 10, Miami (Fla.) 9, Gardner-Webb 7, East Carolina 6, Maryland 6, ♦St. John's 4, Vermont 4, ♦Marquette 3, Temple 3, ♦Rutgers 2, Richmond 2, ♦DePaul 1, Marist 1, Penn State 1, Tulane 1.

LW = last week

♦ = 2009-10 Notre Dame opponent





West Virginia Series

Notre Dame Leads Series 16-2

Date	Site	Result	Score
2/26/96	Morgantown	W	73-55
1/9/97	Notre Dame	W	103-58
2/25/97	Morgantown	W	80-67
1/14/98	Notre Dame	W	86-78
1/7/99	Notre Dame	W	111-90
2/20/99	Morgantown	W	89-54
1/5/00	Notre Dame	W	75-54
1/24/01	Morgantown	W	87-64
2/19/02	Notre Dame	W	72-63
1/8/03	Morgantown	W	66-59
2/1/03	Notre Dame	W	69-64
1/17/04	Morgantown	L	51-64
2/26/05	Notre Dame	W	82-57
3/6/05	Hartford, Conn. ¹	W	70-59
2/22/06	Morgantown	W	70-58
2/4/07	Notre Dame	W	77-67
1/13/08	Morgantown	L	50-56
3/2/09	Notre Dame	W	72-66

¹ = BIG EAST Championship (quarterfinal)

Series Scoring	Total	Average
Notre Dame	1,383	76.8
West Virginia	1,133	62.9

Current Win Streak: Notre Dame - 1 game
Muffet McGraw vs. West Virginia: 16-2
Mike Carey vs. Notre Dame: 2-8
McGraw vs. Carey: McGraw leads 8-2
ND Biggest Win: 45 (103-58 on 1/9/97)
WVU Biggest Win: 13 (64-51 on 1/17/04)
ND Longest Win Streak: 11 (1996-2003)
WVU Longest Win Streak: 1, twice (2004; 2008)

THE TALE OF THE TAPE

	ND	WVU
Overall/BIG EAST record	16-1/3-1	18-1/5-0
AP/ESPN-USA Today rank	4/5	16/11

SCORING

Points scored per game	80.0	68.2
Points allowed per game	59.2	49.5
Field goal percentage	.450	.421
Three-point percentage	.350	.330
Free throw percentage	.678	.631

REBOUNDING

Rebounds per game	41.8	42.5
Opponent rebs. per game	35.2	33.4
Rebounding margin	+6.6	+9.1

OTHER

Assists per game	18.5	13.6
Turnovers per game	17.4	16.6
Assist/turnover ratio	1.07	0.82
Blocked shots per game	3.6	5.8
Steals per game	14.2	11.2

most opponent giveaways in a game in school history and the most since Dec. 8, 1981, when the Irish forced sister school Saint Mary's (Ind.) into 43 turnovers during the program's second season at the Division I level. The Notre Dame record for opponent turnovers in a game is 48 by Southern Illinois-Edwardsville on Jan. 11, 1980, at DeKalb, Ill.

The Irish also are making even the most disciplined teams fall victim to their aggressive defensive style. Villanova came into its Jan. 9 game with Notre Dame ranked second in the nation with just 12.6 turnovers per game, but the Irish dogged the Wildcats into 34 turnovers (17 in each half).

Notre Dame has been especially hard on opponents in nine home games this season, forcing 28.7 turnovers per game (at least 29 in six of the nine Purcell Pavilion contests) while holding visitors to 53.1 points a night and a .352 field goal percentage (176-of-500).

The Five-Finger Discount

According to Friday's NCAA statistical report, Notre Dame ranks third in the nation in steals (14.2 spg.). The Irish have posted double-digit steal totals in 11 of their 17 games this season, including five 20-steal efforts.

What's more, Notre Dame has been particularly aggressive in the past 10 games, posting at least 19 steals four times and averaging 14.9 steals per game during that span.

Glass Houses

Notre Dame and Connecticut are the only two BIG EAST teams with at least two current players having 500+ career rebounds. Irish fifth-year senior guard/tri-captain **Lindsay Schrader** is tied for ninth all-time at Notre Dame with 730 boards, while senior guard tri-captain **Ashley Barlow** has 572 caroms. The Irish will soon join UConn and have a third player in this group, as senior center **Erica Williamson** has 487 career rebounds.

Getting The Jump

At 15-0, Notre Dame got off to the second-best start in the program's 33-year history. The only time the Irish opened with a better record that this season was in 2000-01, when they reeled off a school-record 23 consecutive wins en route to a 34-2 final record and the program's first national championship.

Streak Stats

Notre Dame's season-opening 15-game winning streak tied for the third-longest success string in program history (at any time), and it was the longest since the school-record 23-game run to begin the 2000-01 season.

ND Longest Winning Streaks	
23	2000-01
20	1999-2000
◆15	2009-10
15	1990-91
12	1989-90

Road Warriors

Notre Dame is 24-10 (.706) in true road games since the start of the 2007-08 season, including a 4-1 record this year.

In addition, seven of the past eight road losses for the Irish have been decided by an average of

8.4 points per game (all by 12 points or fewer), including all five road setbacks last season (average margin of 8.6 ppg.).

Notre Dame posted 10 wins on the road in each of the past two years, marking just the second time in school history the Irish have logged double-digit win totals away from home in consecutive seasons (11 wins in 1989-90; 10 wins in 1990-91).

Solid Dev-elopment

Junior forward **Devereaux Peters** enjoyed her best game since returning from knee surgery in the Jan. 16 loss at top-ranked Connecticut. The Chicago native dropped in a season-high 12 points (on 6-of-11 shooting) and tied her season best with eight rebounds in only 21 minutes of action.

Peters has appeared in seven games since being cleared by team medical personnel to resume competition. In that time, she is averaging 5.9 points, 5.6 rebounds and a team-high 1.4 blocks per game, all in less than 16 minutes per contest.

Polling Station

Notre Dame is ranked fourth in the latest Associated Press poll, appearing in the top five for the 11th consecutive week — it's the second-longest run in the AP Top 5 in program history, and the longest for the Irish since the 2000-01 season, when Notre Dame was a top-five fixture for the final 17 weeks.

This marks the 49th consecutive AP poll appearance for the Irish, who spent five weeks at a season-high No. 3 ranking earlier this season. That was Notre Dame's highest poll position since the week of Nov. 29, 2004, when the Irish also were ranked third.

What's more, Notre Dame's No. 4 preseason ranking on Oct. 30 was its the highest ever, topping its No. 6 debut in the 2000-01 poll.

With their current poll position, the Irish now have appeared in the top 10 of the AP poll during 10 of the past 14 seasons (1996-97 through 2009-10).

Notre Dame has been ranked in the AP poll for 189 weeks during the program's 33-year history, with every one of those appearances coming in the **Muffet McGraw** era (since 1987-88). McGraw ranks 13th among all active NCAA Division I head coaches for weeks in the AP poll, and also is 22nd all-time in that category.

In addition, the Irish are checking in at No. 5 in the current ESPN/USA Today/WBCA coaches' poll. That ranking follows four weeks at a season-high third in the ESPN/USA Today poll, the highest Notre Dame has been ranked in the coaches' survey since the 2004-05 season, when the Irish were third for two separate weeks (Nov. 30 and Jan. 5) during the year. It also was first time they were in the top three in consecutive weeks

AP Poll Appearances Active D-I Coaches

- Summitt (Tenn) 572
- Landers (UGa) 442
- Stringer (RU) 388
- Chancellor (LSU) 253
- Blair (TAMU) 219
- ◆McGraw (ND) 189

All-Time D-I Coaches

- Summitt (Tenn) 572
- Landers (UGa) 442
- Conradt (Texas) 395
- Greutz (Illinois) 225
- Blair (TAMU) 219
- ◆McGraw (ND) 189

NOTE: through Jan. 18 AP poll; only most recent team coached is listed





since the final 14 weeks of the 2000-01 season (capped by a No. 1 ranking in the final poll after winning the national championship).

This marks the second consecutive season Notre Dame has been ranked in the top 10 of the ESPN/USA Today/WBCA poll, as well as eight of the past 12 campaigns (1998-99 to present).

Notre Dame was ranked in the coaches' survey for 38 consecutive weeks before falling just outside the Top 25 in the final poll of last season. With their No. 5 ranking this week, the Irish have appeared in the coaches' poll for 181 weeks during their history (all coming during McGraw's tenure).

More Polling Data

Notre Dame head coach **Muffet McGraw** is one of 26 people in NCAA Division I women's basketball history who have both played for and coached a team that has appeared in the Associated Press Top 25 poll.

Besides her 189 AP poll appearances while coaching at Notre Dame, McGraw was the starting point guard at Saint Joseph's (Pa.) as a senior in 1977, helping the Hawks rise to No. 3 in the nation. Of the 26 people on this list, 14 currently are NCAA Division I head coaches (see accompanying chart).

AP Poll Appearances As Player & Coach (active coaches only)

Amanda Butler (Florida)
June Daugherty (Wash. St.)
Nell Fortner (Auburn)
MaChelle Joseph (Ga. Tech)
Wendy Larry (ODU)
Joanne McCallie (Duke)
Kathy McConnell-Miller (Colo.)
◆ Muffet McGraw (ND)
Katie Meier (Miami-Fla.)
Kim Mulkey (Baylor)
Kathy Olivier (UNLV)
Dawn Staley (S. Carolina)
Charli Turner Thorne (Ariz. St.)
Terri Williams-Flournoy (G'town)

NOTES: Current teams listed ... all coaches shown have made AP poll with current teams except Daugherty (did so at Boise State and Washington), Olivier (UCLA) and Staley (Temple) ... Butler, Larry and Olivier are coaching at their alma maters.

Game #17 Recap: Louisville

Notre Dame coach **Muffet McGraw** worried how her team would react after the fourth-ranked Fighting Irish were blown out by top-ranked Connecticut on Saturday.

Fifteen minutes into Tuesday night's game against Louisville, McGraw had her answer. And it wasn't good. Notre Dame trailed by 12 and didn't exactly appear to be in a rush to make up the deficit.

"We definitely looked hungover," McGraw said.

The Irish found the cure in the second half, upping their intensity on both ends of the floor to wear down the Cardinals for a 78-60 victory.

Skylar Diggins scored 20 points to lead four Notre Dame players in double figures as the Irish pulled away over the final 20 minutes to give McGraw her 600th career victory.

"I think our confidence was a little down after the (UConn) game," said **Lindsay Schrader**, who had 12 points and 10 rebounds. "I definitely think this will help. We just have to go into games with a chip on our shoulder and tell ourselves we are good."

Ashley Barlow added 18 points and **Melissa Lechlitner** chipped in 14 for the Irish (16-1, 3-1 BIG EAST), who forced Louisville into 20 turnovers and held the Cardinals without a field goal for more than eight minutes in the second half.

Monique Reid led Louisville (10-8, 2-3) with 23 points and nine rebounds, but the Cardinals shot just 37 percent in the second half and had trouble holding onto the ball, a problem they have been unable to shake this season.

"It's the same old, same old," Louisville coach **Jeff Walz** said.

The Cardinals entered the game averaging 23 turnovers a game, worst in the BIG EAST. Things appeared to be getting better early against the Irish.

With walk-on freshman point guard **Shelby Harper** running things, Louisville played arguably its best 15 minutes of the season to open a 33-21 lead.

"They're kind of like a tease sometimes," Walz said. "They'll tease me with how they play."

Harper was forced into action this year after injuries ravaged Louisville's backcourt, part of a nightmarish follow-up to their breakthrough season last spring when the Cardinals made it to the national championship game.

Still, the Cardinals came out firing, the kind of scenario the Irish were trying to avoid three days after falling behind UConn by 22 in the first half.

Yet the Irish steadied themselves with a 16-4 run to end the half to tie the game at 37 at the break as Louisville's offense broke down when Harper went to the bench with three fouls.

The Cardinals briefly led by five in the second half before running out of gas while the Irish came to life behind Diggins, who scored 15 points in the second half.

"Coach preaches attacking," Diggins said. "My teammates were finding me and I was just making the open shot. I was just trying to push the ball and keep going."

While the Irish surged, the Cardinals stalled.

Gwen Rucker hit a layup to give Louisville a 46-43 lead with 16:50 to go, but the Cardinals wouldn't score again until Reid converted a three-point play with 8:14 remaining.

By then Notre Dame had reeled off 13 straight points and the undermanned Cardinals couldn't keep pace. Reid, who was brilliant in the first half, made just 2 of 8 shots in the second half.

The Irish had no such problems. Executing crisply in the halfcourt, Notre Dame found easy baskets for Schrader, Diggins and Lechlitner.

The lead ballooned to 20 in the final minutes, allowing McGraw to celebrate her milestone win.

Noting The Louisville Game

- Notre Dame head coach **Muffet McGraw** becomes the 19th NCAA Division I coach to record 600 career wins, and ties former Saint Peter's coach **Mike Granelli** for 10th on the list of fastest D-I coaches to 600 victories (both McGraw and Granelli hit the mark in game #839); McGraw now has a career record of 600-239 (.715) in her 28th season as a collegiate coach, including a 512-198 (.721) record in 23 years at Notre Dame.
- The Fighting Irish now are 53-14 (.791) in "bounce back" games (first after a double-digit loss) since joining the BIG EAST Conference in 1995-96, with a 78-31 (.716) record in "bounce back" games during the McGraw era (1987-88 to present).

2009-10 Trends

Day of the Week

Sunday	3-0
Monday	1-0
Tuesday	4-0
Wednesday	1-0
Thursday	3-0
Friday	1-0
Saturday	3-1

Time of Game

Day games (before 6 p.m. local time)	9-0
Night games (6 p.m. or later local time)	7-1

Location

Home games	9-0
Road games	4-1
Neutral site games	3-0

Halftime score

Leading at the half	14-0
Tied at the half	1-0
Trailing at the half	1-1

Individual scoring

Two or fewer double-figure scorers	3-1
Three double-figure scorers	4-0
Four double-figure scorers	7-0
Five or more double-figure scorers	2-0

Rebounding margin

Grab more rebounds than opponents	11-0
Grab same number of rebounds	0-0
Grab fewer rebounds than opponents	5-1

Field goal shooting

Higher pct. than opponent	12-0
Lower pct. than opponent	4-1
Same pct. as opponent	0-0
Shoot 45% or better	9-0
Shoot less than 45%	7-1
Hold opponent under 40%	7-0

Free throw margin

Make more free throws	12-0
Make same number of free throws	2-0
Make fewer free throws	2-1

Turnovers

Commit fewer turnovers	15-0
Commit same number of turnovers	0-0
Commit more turnovers	1-1

Miscellaneous

Vs. Top 25 (AP or ESPN/USA Today polls)	4-1
On commercial television	6-1
In white jerseys	11-0
In alternate white jerseys (green trim)	0-0
In alternate white jerseys (pink trim)	0-0
In blue jerseys	5-0
In green jerseys	0-1

Margin of Victory

1-5 points	4-0
6-10 points	2-0
11-15 points	0-0
16-20 points	2-0
21+ points	8-1
In overtime games	0-0

Conference Affiliation

Atlantic 10	1-0
BIG EAST	3-1
Big Ten	2-0
Big 12	1-0
Conference USA	1-0
Horizon League	1-0
Metro Atlantic Athletic	1-0
Mid-American	1-0
Mountain West	1-0
Southeastern	2-0
Southwestern Athletic	1-0
Summit League	1-0

Month

November	6-0
December	6-0
January	4-1
February	0-0
March	0-0





Quick Facts

Notre Dame Quick Facts

Official Name: University of Notre Dame
Location: Notre Dame, Ind.
Enrollment: 8,371 (undergraduate) / 11,733 (overall)
Founded: 1842
Colors: Gold and Blue
Nickname: Fighting Irish
School Fight Song: Notre Dame Victory March
Conference: BIG EAST
Arena: Purcell Pavilion at the Joyce Center (cap. 9,149)
President: Rev. John I. Jenkins, C.S.C.
Provost: Thomas G. Burish
Executive Vice President: John Affleck-Graves
NCAA Faculty Representative: Patricia Bellia
Director of Athletics: Jack Swarbrick
Senior Deputy Athletics Director/SWA: Missy Conboy
Associate Athletics Director (WBB): Jill Bodensteiner

Head Coach: Muffet McGraw (Saint Joseph's (Pa.) '77)
Record: 600-239 (.715) - 28th season
At Notre Dame: 512-198 (.721) - 23rd season
At Purcell Pavilion: 255-51 (.833)
Associate Head Coach:
 Jonathan Tsipis (North Carolina '96) - 7th season
Assistant Coaches:
 Angie Potthoff-Barber (Penn State '97) - 5th season
 Niele Ivey (Notre Dame '00) - 3rd season
Coordinator of Basketball Operations:
 Stephanie Menio (Pittsburgh '04) - 5th season
Administrative Assistant: Tinia Scott
Athletic Trainer: Anne Marquez
Strength & Conditioning Coach: Craig Cheek
Academic Counselor: Chad Grotegut
Equipment Manager: Kathy Speybroeck
Student Managers:
 Tom Bascik (Sr., Colonia, N.J.)
 Bryant Welters (Sr., McLean, Va.)

Women's Basketball History

33rd Season:
 1st game, Dec. 3, 1977 vs. Valparaiso (W, 48-41)
All-Time Record: 676-297 (.695)
Record At Purcell Pavilion:
 33rd season, 332-85 (.796)
Record In The BIG EAST:
 15th season, 179-57 (.758)
Conference/Membership Affiliations:
 AIAW D-III independent (1977-78 through 1979-80)
 AIAW D-I independent (1980-81)
 NCAA D-I independent (1981-82 through 1982-83)
 North Star (1983-84 through 1987-88)
 *Midwestern Collegiate (1988-89 through 1994-95)
 BIG EAST (1995-96 to present)
Regular-Season Conference Championships (8):
 North Star - 1985, 1986
 *Midwestern Collegiate - 1989, 1990, 1991, 1994, 1995
 BIG EAST - 2001
Conference Tournament Championships (5):
 North Star - N/A
 *Midwestern Collegiate - 1989, 1990, 1991, 1992, 1994
 BIG EAST - None
NCAA Championship Appearances (16):
 National Champion - 2001
 Final Four - 1997, 2001
 Elite 8 - 1997, 2001
 Sweet 16 - 1997, 1998, 2000, 2001, 2003, 2004, 2008
 Berths - 1994, 1996-2009
Consecutive NCAA Championship Appearances:
 14 (1996-2009)
NIT Appearances (4):
 1986 (3rd place), 1989 (7th place), 1991 (8th place),
 1995 (3rd place)
Consecutive Postseason Appearances:
 16 (1994-2009); 15 NCAAAs, 1 NIT
 * - now known as the Horizon League

- Notre Dame ties its all-time series with Louisville at 4-4, while earning its third win in four tries at Louisville.
- Tuesday's 18-point margin is the largest by either team in the series (previous: 69-54 ND win at Louisville on Feb. 21, 1994), with the four prior BIG EAST matchups all decided by 10 points or fewer; in fact, the aggregate series point total for the two teams coming into Tuesday's game was a single point (ND 460-459).
- The Fighting Irish forced at least 20 opponent turnovers for the 14th time in 17 games this season.
- Notre Dame trailed by 12 points in the first half (33-21) before coming back for the victory, the second double-digit rally for the Fighting Irish this season (trailed by 10 at Purdue on Jan. 4 before winning 79-75).
- Notre Dame shoots 50 percent or better from the field for the sixth time this year.
- The Fighting Irish posted at least four double-figure scorers in a game for the ninth time this season (9-0 record).
- Freshman guard **Skylar Diggins** registers her second 20-point game of the year, having tossed in a career-high 21 points against #23/24 San Diego State on Nov. 26 at the Paradise Jam in the U.S. Virgin Islands (ironically, that was the day McGraw earned her 500th win at Notre Dame).
- Fifth-year senior guard/tri-captain **Lindsay Schrader** logs her fourth double-double of the season, and 15th of her career.
- Schrader moves into a tie for ninth place on the Notre Dame career rebounds list with 730 boards, matching **Krissi Davis'** output from 1987-91.
- Junior forward **Becca Bruszewski** dished out a career-high seven assists, two more than her previous best set on Dec. 8 vs. IPFW.
- Bruszewski is the seventh different Fighting Irish to lead the team in assists in a game this season.
- Bruszewski also earned her first career "5-5-5" game with five points, six rebounds and seven assists.
- Senior guard/tri-captain **Ashley Barlow** takes over sole possession of 14th place on Notre Dame's career scoring list with 1,308 points, passing **Megan Duffy** (1,290 from 2002-06).

McGraw Earns 600th Career Win

Irish head coach **Muffet McGraw** reached her second important career milestone of the season on Tuesday, as she became the 19th Division I coach to record 600 career wins when the Irish posted a 78-60 victory at Louisville.

McGraw earned the milestone win in her 839th career game (she

NCAA Division I Coaches Fastest To 600 Victories

*Geno Auriemma (UConn)	716
*Pat Summitt (Tennessee)	734
Jody Conradt (Texas)	746
*Tara VanDerveer (Stanford)	767
*Robin Selvig (Montana)	771
*Andy Landers (Georgia)	784
*C. Vivian Stringer (Rutgers)	785
Rene Portland (Penn St.)	808
Joe Ciampi (Auburn)	809
◆*Muffet McGraw (ND)	839
Mike Granelli (St. Peter's)	839

NOTE: Amy Ruley (North Dakota State) earned her 600th win in her 750th game (2003-04) when NDSU was still a Division II member // * - indicates active coach

2009-10 Notre Dame Top Bench Scorers

Player	Points	Opponent/Date
Brittany Mallory	22	Valparaiso, 12/12/09
Skylar Diggins	21	vs. San Diego State, 11/26/09
Skylar Diggins	17	Iona, 11/22/09
Brittany Mallory	16	at UCF, 12/29/09
Brittany Mallory	15	vs. San Diego State, 11/26/09
Brittany Mallory	15	vs. Oklahoma, 11/28/09
Skylar Diggins	14	Ark.-Pine Bluff, 11/15/09
Natalie Novosel	12	Valparaiso, 12/12/09
Natalie Novosel	12	South Florida, 1/12/10
Devereaux Peters	12	at Connecticut, 1/16/10

Game-high scorers in italics

now has a 28-year mark of 600-239, .715), tying her with former Saint Peter's coach **Mike Granelli** as the 10th-fastest to the 600-win plateau in Division I history.

McGraw Joins Elite Notre Dame Club

With a 84-79 win over No. 23/24 San Diego State on Thanksgiving Day (Nov. 26) at the Paradise Jam in the U.S. Virgin Islands, Irish head coach **Muffet McGraw** reached a personal milestone, becoming the fourth coach in school history (in any sport) to register 500 victories while coaching under the Golden Dome. McGraw now has a record of 512-198 (.721) in 23 seasons at Notre Dame (1987-88 to present) and a 600-239 (.715) record in 28 seasons overall — including a five-year stint at Lehigh from 1982-87.

Fencing's **Michael DeCicco** (680-45 from 1962-86) and **Yves Auriol** (525-33 from 1986-2002), and baseball's **Jake Kline** (558-449-5 from 1934-75) are the only other members of the "Fighting Irish Five Hundred Club," with one able to connect 75 years of Notre Dame athletics history and success via just four degrees of separation (Kline to DeCicco to Auriol to McGraw).

McGraw reached two other mileposts on Dec. 2 vs. Eastern Michigan, as she coached her 700th game at Notre Dame, as well as her 300th at Purcell Pavilion.

As it turned out, that EMU game also saw the school honor McGraw with an on-court post-game celebration for her 500th win, capped by a visit from her 19-year-old son, **Murphy**, who secretly drove four hours from his college campus at Indiana University in Bloomington to surprise his mother with a bouquet of flowers and the game ball from her milestone win.

Keeping It Close To Home

Although Notre Dame has traditionally had a national reputation in recruiting circles, in recent seasons, the Irish have found their strongest talent comes from right in their own backyard. In fact, of the 13 players on this year's Notre Dame roster, four are from Indiana, while five others are from states that border Indiana (including sophomore forward **Erica Solomon**, who lived in Oak Park, Mich., and graduated from Detroit Country Day School in 2008 before her family moved back to her birthplace of Charleston, W.Va., this past summer).

What's more, of the five current Notre Dame starters, four are from the state of Indiana — senior guard **Ashley Barlow** (Indianapolis), junior forward **Becca Bruszewski** (Valparaiso) and the all-South Bend backcourt of senior guard **Melissa Lechlitrer** and freshman guard **Skylar**





Diggins — while the fifth starter (fifth-year senior guard **Lindsay Schrader**) is from Bartlett, Ill., located right outside Chicago.

As if that weren't enough, the quartet of Barlow, Lechlitner, Bruszewski and Schrader have been mainstays in the Irish lineup for the past two seasons and have a combined total of 284 career starts between them.

Schrader reached a personal milestone on Dec. 12 against Valparaiso, becoming the 12th player in school history with 100 starting assignments in her career. Schrader now stands eighth in school history with 108 career starts, including a current streak of 66 in a row (putting her eight away from moving into the Notre Dame top five in that category).

Experience Matters

For the first time in Notre Dame women's basketball history, four players have hit the 100 games played mark in the same season. Senior guards/tri-captains **Ashley Barlow**, **Melissa Lechlitner** and **Lindsay Schrader**, along with senior center **Erica Williamson**, all reached the century mark during the Thanksgiving weekend at the Paradise Jam (Lechlitner and Williamson on Nov. 26 vs. San Diego State, Barlow and Schrader on Nov. 27 vs. South Carolina).

Current Irish assistant coach **Niele Ivey** holds the school record with 132 games played from 1996-2001, while the current Irish senior quartet is closing in on 10th place (127) in that category (Lechlitner at 113, the other three at 112).

Upwardly Mobile

Two of Notre Dame's senior guards and tri-captains — **Ashley Barlow** and **Lindsay Schrader** — are already members of the program's 1,000-Point Club, and will spend this season trying to work their way up the Irish all-time scoring ladder.

Barlow currently ranks 14th in school history with 1,308 career points,

ND 1,000-Point Scorers	
12.	Shari Matvey ('79-'83) 1,373
13.	Margaret Nowlin ('88-'92) .. 1,312
14.	♦A. Barlow ('06-pres.)... 1,308
15.	Megan Duffy ('02-'06)..... 1,290
16.	♦L. Schrader ('05-pres.).. 1,248

while Schrader is 16th with 1,248 points. They could be joined by their fellow senior guard and tri-captain, **Melissa Lechlitner**, who has 843 points to date.

Only one other time in program history has Notre Dame fielded three 1,000-point scorers on its roster at the same time — and it literally happened for less than one game. **Ruth Riley**, **Niele Ivey** and **Kelley Siemon** all reached the millennium mark and played on the 2000-01 Irish national championship squad, with Siemon reaching the milestone after scoring 10 points in her final collegiate contest — Notre Dame's 68-66 title-game victory over Purdue in St. Louis.

Tournament Tested

Notre Dame has felt right at home in tournament situations during the past 14 years. Starting with the 1996-97 season, the Irish have won 21 of their last 24 regular-season tournament games (multi-game events only), most recently capping a three-game run to the 2009 Paradise Jam Island Division championship over the Thanksgiving weekend in the U.S. Virgin Islands.

The only Notre Dame losses during this current stretch were a pair of defeats to third-ranked teams in the Preseason WNIT semifinals (72-59 vs. Tennessee at Ruston, La., in 1996; 75-59 at Maryland in 2007) and a 67-63 overtime setback at No. 20 Colorado on Nov. 15, 2003 in the finals of the WBCA Classic — a game that saw the Buffaloes sink a desperation 30-footer at the end of regulation to force the extra session.

ND Regular Season Tournament Titles Since 1996-97

1996-97
Comfort Inn Downtown Classic
1999-2000
Wachovia WBB Invitational
2000-01
Coaches vs. Cancer Challenge
2004-05
Preseason WNIT
2005-06
Duel in the Desert (Gray Div.)
2009-10
Paradise Jam (Island Division)

High Value Freshman

Freshman guard **Skylar Diggins** was named the most valuable player in the Island Division of the 2009 Paradise Jam after averaging 16.3 points, 4.7 rebounds and 3.0 assists per game with a .538 field goal percentage (21-of-39) and a .545 three-point ratio (6-of-11) at the tournament.

Diggins, who also earned a spot on the BIG EAST Conference Weekly Honor Roll for her efforts, was the first Notre Dame rookie in a decade to collect all-tournament team honors in a regular-season event. **Alicia Ratay** was the last to do so, garnering a place on the 1999 Wachovia Women's Basketball Invitational all-tournament team after helping Notre Dame to wins over No. 9/12 North Carolina (99-86) and Liberty (85-68) in Richmond, Va.

Pomp And Circumstance

On Jan. 3, senior center **Erica Williamson** received her bachelor's degree in film, television & theater from Notre Dame's College of Arts and Letters. Williamson, who also serves as the president of the school's Student-Athlete Advisory Council (SAAC), graduated a full semester early and has begun graduate studies this spring.

With Williamson collecting her diploma, all 58 Notre Dame women's basketball student-athletes who have completed their athletic and academic eligibility under head coach **Muffet McGraw** (1987-present) have earned their degrees.

Eight Is Enough (For Now)

Notre Dame had a school-record eight players score in double figures in its 102-57 win over Arkansas-Pine Bluff on Nov. 15 at Purcell Pavilion. That eclipsed the old standard of seven double-digit scorers that was first set on Feb. 6, 1997 vs. Syracuse (90-73 win at the Joyce Center) and matched on Jan. 19, 2008, in a 104-86 win at Georgetown.

Century City

With its 102-57 season-opening win over Arkansas-Pine Bluff on Nov. 15 at Purcell Pavilion, Notre Dame topped the 100-point mark for the 13th time in school history, and the third

Superlatives (BIG EAST Era)

Notre Dame Superlatives In The BIG EAST Era (1995-96 to present)

Longest winning streak:	23 games (Nov. 17, 2000-Feb. 14, 2001)
Longest BIG EAST winning streak:	11 games (Jan. 3-Feb. 14, 2001)
Longest losing streak:	3 games, four times (most recently: Feb. 24-March 3, 2007)
Longest BIG EAST losing streak:	3 games, twice (most recently: Feb. 24-March 3, 2007)
Most points scored in a game:	111 vs. West Virginia, Jan. 7, 1999
Most points scored in a BIG EAST game:	111 vs. West Virginia, Jan. 7, 1999
Fewest points scored in a game:	38 vs. Villanova, Jan. 24, 2004
Fewest points scored in a BIG EAST game:	38 vs. Villanova, Jan. 24, 2004
Most points allowed in a game:	106 by Connecticut, Dec. 8, 1998
Most points allowed in a BIG EAST game:	106 by Connecticut, Dec. 8, 1998
Fewest points allowed in a game:	31, twice (MR: by Charlotte, Dec. 20, 2009)
Fewest points allowed in a BIG EAST game:	31 by St. John's, Feb. 13, 2002
Largest margin of victory:	59 vs. Charlotte (90-31), Dec. 20, 2009
Largest margin of victory in BIG EAST game:	56 vs. Seton Hall (91-35), Jan. 31, 1998
Largest margin of victory in home game:	59 vs. Charlotte (90-31), Dec. 20, 2009
Largest margin of victory in road game:	53 at Central Michigan (94-41), Nov. 29, 2007
Largest losing margin:	39 at Tennessee (89-50), March 17, 2002
Most points allowed in a win:	93 by Illinois (101-93), Nov. 24, 1998
Most points scored in a loss:	84 vs. Texas A&M (88-84, ot), Dec. 3, 1995
Fewest points scored in a win:	38 vs. Villanova (38-36), Jan. 24, 2004
Fewest points allowed in a loss:	48 vs. Villanova (48-45), Feb. 26, 2002
Largest deficit overcome to win a game:	18 at Vanderbilt (59-57), Dec. 30, 2008
Largest deficit overcome to win a home game:	15 vs. Pittsburgh (72-65), Feb. 28, 2006
Largest lead given up in a loss:	17 vs. Texas Tech (69-65), March 25, 2000
Most consecutive points scored:	31 vs. Pittsburgh, Jan. 18, 1997
Most consecutive points scored (start of game):	26 vs. Dayton, Dec. 13, 2003
Highest field goal percentage:	.680 (34-50) vs. Boston College, Feb. 12, 1997
Lowest field goal percentage:	.220 (13-59) at Seton Hall, March 1, 2005
Highest three-point percentage:	1.000 (5-5) vs. Duke, Nov. 17, 2004
Highest free throw percentage:	1.000 (18-18) at Valparaiso, Nov. 30, 2004
Most three-point field goals made:	13, twice (most recently: at Miami (Fla.), Jan. 2, 2002)
Most free throws made:	33, twice (most recently: vs. West Virginia, Feb. 4, 2007)
Most assists:	32 vs. Michigan State, Dec. 11, 1999
Most blocked shots:	16 vs. Boston College, Feb. 10, 2002
Most steals:	24 vs. Charlotte, Dec. 20, 2009
Most turnovers forced:	43 vs. Charlotte, Dec. 20, 2009
Fewest turnovers committed:	3 at Maryland, Nov. 16, 2007





2009-10 Awards

G Ashley Barlow

- Preseason All-BIG EAST
- Preseason AP Honorable Mention All-American
- Preseason Naismith Trophy Watch List
- Midseason Wooden Award Top 20 List
- BIG EAST Weekly Honor Roll (Nov. 23, Dec. 21)

G Skylar Diggins

- Preseason BIG EAST Freshman of the Year
- Preseason Naismith Trophy Watch List
- Paradise Jam Island Division Most Valuable Player
- BIG EAST Freshman of the Week (Nov. 23, Jan. 11)
- BIG EAST Weekly Honor Roll (Nov. 30)

G Melissa Lechlitner

- Paradise Jam Island Division All-Tournament Team
- BIG EAST Weekly Honor Roll (Jan. 11)

G Lindsay Schrader

- Preseason All-BIG EAST
- BIG EAST Weekly Honor Roll (Dec. 7, Jan. 4)

time in less than two years (104-86 at Georgetown on Jan. 19, 2008; 102-54 at Boston College on Nov. 23, 2008).

Notre Dame also hit the century mark at home for the first time since Nov. 26, 2002, when the Irish toppled Cleveland State, 107-65 in the 2002-03 season opener.

First Impressions

Freshman guard **Skylar Diggins** had 14 points in the Nov. 15 season opener vs. Arkansas-Pine Bluff, the fifth-most by an Irish rookie in her debut game during the 23-year **Muffet McGraw** era (1987-88 to present), and the most since **Courtney LaVere** began her career with 18 points in a 2002 win over Cleveland State.

ND 100-Point Games

11/15/09	@ND 102, UAPB 57
11/23/08	ND 102, @BC 54
1/19/08	ND 104, @G'town 86
11/26/02	@ND 107, ClevSt 65
1/7/99	@ND 111, WVU 90
11/24/98	@ND 101, Illinois 93
1/24/98	@ND 109, PC 60
1/9/97	@ND 103, WVU 58
12/21/90	@ND 109, Marq 56
11/24/89	ND 113, Liberty 35*
12/9/87	@ND 100, Oakland 51
2/8/86	@ND 104, XU 57
2/9/95	@ND 107, XU 61

* - UCF Rotary Classic (Orlando, Fla.)

ND Freshmen Debuts Top Scorers (McGraw era)

18	C. LaVere vs. Clev. St., 2002
18	*A. Ratay @ Toledo, 1999
16	*M. Marciniak vs. Penn St., 1991
15	C. Washington vs. Liberty, 1989
14	♦S. Diggins vs. UAPB, 2009
14	*T. Borton vs. Valpo., 2001
14	S. Hills vs. UCLA, 1998
12	*B. Morgan @ UIC, 1993
11	J. Joyce @ Valparaiso, 2000
11	*K. Siemon vs. Butler, 1997

* = starter

Dishing Thirty-One Flavors

Notre Dame's 31 assists against Arkansas-Pine Bluff on Nov. 15 were the most for the Irish in a single game since Nov. 20, 2000, when they also recorded 31 assists in a 95-65 win over Arizona at the Joyce Center.

Leading the way for Notre Dame on that night was current Irish assistant coach **Niele Ivey**, who had a double-double with 14 points and 11 assists.

Half And Half

During the past decade, Notre Dame has been nearly unbeatable when it has the lead at half-time. The Irish are 177-17 (.912) since the start of the 2000-01 campaign when they go into the dressing room with the lead, including wins in 105 of their last 116 such contests.

Notre Dame has led at the break in 14 of its 17 games this season (one other was tied), and has gone on to earn victories each time.

The Best Offense Is A Good Defense...

During the past 15 seasons, Notre Dame has discovered that a solid defensive effort can almost certainly guarantee a victory. In fact, since the beginning of the 1995-96 season (Notre Dame's first in the BIG EAST Conference), the Irish have an amazing 203-14 (.935) record when they hold their opponents below 60 points in a game.

Notre Dame has added eight more wins to the ledger this season with victories over Arkansas-Pine Bluff, Iona, South Carolina,

Eastern Michigan, Valparaiso, Charlotte, UCF and Villanova.

...But Sometimes You Have To Score If You Want To Win

Not resting solely on its defensive laurels, Notre Dame also seemingly has found the magic mark when it comes to outscoring its opponents. During the past 15 seasons (since 1995-96), the Irish are 133-4 (.971) when they score at least 80 points in a game. The only blemishes on that record are a pair of overtime losses to Texas A&M (88-84) and Michigan State (87-83) in 1995, a 106-81 loss to Connecticut in 1998, and an 81-80 loss to DePaul in 2008.

Notre Dame already has added 10 more wins to this ongoing record with its conquests of Arkansas-Pine Bluff, Iona, No. 23/24 San Diego State, No. 20/17 Oklahoma, IPFW, Valparaiso, Charlotte, Villanova and South Florida.

Now That's A Home Court Advantage

One of the hallmarks of Notre Dame's success has been its stellar play at home. In fact, the Irish have been virtually untouchable at home in recent years, winning 182 of their last 206 games (.883) at the 9,149-seat Purcell Pavilion, including winning streaks of 51 and 25 games in that span. Notre Dame also has a 101-17 (.856) record in BIG EAST Conference play at the former Joyce Center, sporting a 31-game league winning streak at home before it ended with a 48-45 loss to Villanova in the '02 home finale.

The Irish have been particularly strong when it comes to non-conference games at home, winning 83 of their last 90 non-BIG EAST contests (.922) at Purcell Pavilion, dating back to the 1994-95 season. Five of the seven losses in that span came at the hands of Big Ten Conference opponents (four by 12 points or less) — Wisconsin in 1996 (81-69), Purdue in 2003 (71-54), Michigan State in 2004 (82-73 OT), Indiana in 2006 (54-51) and Minnesota in 2009 (79-71) — with the other two defeats coming to Tennessee in 2005 (62-51) and 2008 (87-63). The Purdue loss also snapped a 33-game non-conference home winning streak which began after the UW setback.

Since its inaugural season in 1977-78, Notre Dame has played all of its games at the former Joyce Center, posting a 332-85 (.796) record at the venerable facility. Three times (1999-2000, 2000-01 and 2003-04), the Irish went a perfect 15-0 at home, setting a school record for home wins in a season.

It's Fan-Demonium At Notre Dame

If the preseason was any indication, Notre Dame women's basketball is easily the hottest ticket in South Bend. For the first time in school history, all Irish women's basketball season ticket packages (close to 7,500) have been sold, including more than 1,000 packages to first-time season ticket purchasers when they went on sale Aug. 14. Furthermore, fans were waiting in line at the Purcell Pavilion ticket office as early as 4:30 that morning,

Top Purcell Pavilion Crowds

Rk.	Date	Opponent	Result	Atten.
T1.	1/15/01	#1 Connecticut	W, 92-76	11,418*
T1.	2/24/01	Georgetown	W, 65-53	11,418*
T1.	12/31/05	#1 Tennessee	L, 51-62	11,418*
T1.	1/5/08	#3 Tennessee	L, 63-87	11,418*
T1.	1/27/08	#1 Connecticut	L, 64-81	11,418*
T1.	12/7/08	#17 Purdue	W, 62-51	11,418*
7.	12/2/07	Michigan	W, 77-46	10,825
8.	1/27/09	Rutgers	L, 68-78	10,082
9.	2/8/09	#25 DePaul	W, 62-59	10,011
10.	2/10/02	#16 Boston College	W, 60-44	9,676
11.	3/19/01	Michigan (NCAA)	W, 88-54	9,597
12.	12/3/06	Indiana	L, 51-54	9,494
13.	1/4/03	#7 Purdue	L, 54-71	9,483
14.	12/31/09	#18 Vanderbilt	W, 74-69	9,149*
15.	11/15/09	Ark.-Pine Bluff	W, 102-57	9,080
16.	1/9/10	Villanova	W, 81-46	8,917
17.	1/26/02	#16 Virginia Tech	W, 64-57	8,878
18.	2/10/08	#15 Pittsburgh	W, 81-66	8,831
19.	12/20/09	Charlotte	W, 90-31	8,821
20.	2/14/04	Providence	W, 81-51	8,760

* = indicates sellout crowd (11,418 thru '08-09; currently 9,149)
 Rankings from AP poll // **Boldface** games played this season





more than four hours before the ticket windows opened. Those early birds were rewarded with a visit from Irish head coach **Muffet McGraw**, who delivered coffee and bagels, courtesy of McGraw and athletics director **Jack Swarbrick**.

While it's likely that some tickets will be made available for individual games during the weeks and days prior to the contests, there's a very real possibility that Notre Dame could approach a sell out for every one of its regular-season home games at the newly-refurbished 9,149-seat Purcell Pavilion. In fact, the crowd of 9,080 for the Nov. 15 win over Arkansas-Pine Bluff was the largest season-opening audience in program history, more than 1,100 higher than the old mark set in 2001-02 (7,960 vs. Valparaiso).

Through nine home games this season, Notre Dame is averaging 8,522 fans per game, putting the Irish nearly 700 fans ahead of their school-record attendance average of 7,825 fans per game, also set in 2001-02.

Notre Dame has posted seven sellouts in program history, the most recent coming on Dec. 31, 2009, when the Irish drew 9,149 fans to Purcell Pavilion for their win over No. 18/16 Vanderbilt — it was the first sellout since the renovated arena opened this fall.

Purcell Pavilion Opens Its Doors

Following an intensive five-month, \$26.3 million interior renovation, the arena for the newly-christened **Purcell Pavilion at the Joyce Center** made its regular season women's basketball debut on Nov. 15 when Notre Dame defeated Arkansas-Pine Bluff, 102-57.

The UAPB game was part of the culmination of a two-year project to upgrade the home for Notre Dame basketball and volleyball.

The first (exterior) phase of the project, that began in September 2008, involved construction of a new three-story structure at the south end of the arena. That structure included a new three-story lobby, which houses the Notre Dame ticket operations (approximately 4,500 square feet) and a varsity shop to sell apparel and souvenirs (approximately 3,000 square feet), in addition to a new club seating and hospitality area.

Replacement of the existing arena seating footprint, including installation of single-color chair-back seating throughout the arena, began following the University's Commencement Exercises in May 2009 and was completed in time for the Irish volleyball team to play the first athletic event in the facility on Oct. 30 (a 3-1 win over Seton Hall).

One of the other unique features of this renovation stage was an intensive theming initiative on the upper concourse inside the arena walls, featuring many of the historic moments and visitors to the arena during its four-decade history. In addition, the facility signage took on a Celtic script, while the evolution of the distinctive Notre Dame monogram logo is prominently displayed on the concourse.

The University announced in October 2007 that this ambitious arena renovation had received a \$12.5 million leadership gift from Notre Dame alumnus and Trustee **Philip J. Purcell III**,

the retired chairman and chief executive officer of Morgan Stanley.

Additional cornerstone donations were made by: **Vincent J. Naimoli** ('59), whose \$5 million contribution led to the creation of the new Naimoli Family Club Room, and South Bend-area auto dealership owner **Mike Leep Sr.**, whose generous gift has been recognized with the naming of the Mike Leep Sr. Varsity Shop.

Both of those areas, along with the three-story Rosenthal Atrium (named for former Notre Dame director of athletics **Dick Rosenthal**) opened to the public on Jan. 9, 2010, when the Irish basketball teams swept a BIG EAST doubleheader (women defeated Villanova, 81-46; men upset No. 8 West Virginia, 70-68).

Irish On Your Radio Dial

Beginning with the 2008-09 athletics year, the Notre Dame athletics department announced it had partnered with the LeSEA Broadcasting Network, making Pulse FM (96.9/92.1) the new radio home of Notre Dame women's basketball in the South Bend market.

LeSEA originates all Notre Dame women's basketball games, with those events carried on Pulse FM (96.9/92.1), marking a return to the FM side of the dial for the first time since the 1998-99 season. Combined, these two stations blanket the nation's No. 89 media market (South Bend-Elkhart), covering a 21-county area in northern Indiana and southwest Michigan that contains more than 1.35 million listeners (better than 800,000 in the greater South Bend area alone). All told, Notre Dame's women's basketball network stretches from Kalamazoo, Mich., to the north, North Judson, Ind., to the west, Macy, Ind., (home of former Irish All-America center **Ruth Riley**) to the south, and LaGrange, Ind., to the east.

Women's basketball game broadcasts also continue to be streamed live and free of charge on Notre Dame's official athletics web site (www.UND.com) through the Fighting Irish All-Access multimedia package.

Bob Nagle, the voice of Notre Dame women's basketball from 1996-97 through 1998-99 (including the program's first NCAA Final Four berth in 1997), returns for his second season in his second stint as the radio play-by-play broadcaster for the Irish.

Notre Dame On The Small Screen

Notre Dame will have at least 18 games televised during the 2009-10 season. Highlighting this year's broadcast schedule are 11 nationally-televised Irish women's basketball contests, including at least six games on the ESPN family of networks and four others on CBS College Sports (check schedule on page 1 of these notes for exact broadcast coverage).

In addition, Notre Dame continues to expand its broadcast reach globally on the Internet. All Irish regular-season home games not selected for commercial TV coverage (with the exception of the Nov. 15 game vs. Arkansas-Pine Bluff) will be webcast live on the official Notre Dame athletics web site, www.UND.com, via the site's free multimedia package, Fighting Irish All-Access. And, the Thanksgiving weekend Paradise Jam was

Academics

Notre Dame Student-Athletes Rank Among Nation's Best

By virtually any measurement, the University of Notre Dame wins the 2009 national championship for graduating its student-athletes.

Whether measured by the federal government in its Department of Education report or by the NCAA through its Graduation Success Rate (GSR) numbers, graduation rates for Notre Dame student-athletes rank either number one or among the handful of national leaders in all major categories among all major football-playing colleges and universities.

Notre Dame's institutional research found that Irish student-athletes ranked number one in eight of 10 major categories, ranking second in one and third in another. Those are far and away the best results for Notre Dame in the five years the NCAA has published both the GSR and federal numbers. The eight top rankings are four more than ever achieved in any other year (the four No. 1 rankings came in 2008).

Notre Dame led the nation in the GSR ratings for all student-athletes (at 99), while also ranking first in both the GSR and federal standings for male student-athletes (98 GSR, 88 federal), female student-athletes (100 GSR, 94 federal) and black student-athletes (97 GSR, 85 federal) — as well as first in the GSR listing for football student-athletes (96).

In calculations for all student-athletes in all sports, Notre Dame was first among the FBS schools in the GSR figures initiated in 2005 by the NCAA. The University's 99 percent GSR for all its student-athletes ranked ahead of the 98 figure for the U.S. Naval Academy. Using the federal formula, Notre Dame graduated a four-year average of 90 percent of its student-athletes, just behind Stanford at 91 percent.

Notre Dame graduated 94 percent of all women competing in varsity athletics, to rank first among its peer institutions based on the federal calculations (ahead of Stanford, Northwestern and Rice at 93). Notre Dame also graduated 85 percent of its black student-athletes, ranking first nationally based on the federal rate.

In the GSR standings, the Irish scored a sweep. In addition to its number-one ranking for all student-athletes, Notre Dame finished tied for first (with the Naval Academy) among female student athletes at 100, first among male student-athletes at 98 percent (ahead of the Naval Academy and Duke at 97), and first among black student-athletes at 97 percent (ahead of the Naval Academy and Vanderbilt at 93).

The NCAA also calculated graduation rates over a 10-year period (student-athletes who entered from 1993-94 through 2002-03). During those 10 years, Notre Dame had 635 student-athletes who exhausted their eligibility — and 100 percent of them graduated within the allotted six-year period. By comparison, Northwestern had a 100 percent rate, Vanderbilt, Duke and Boston College recorded 99 percent, and Rice had a 98 percent rate.

Academic All-Americans

Entering the 2009-10 academic year, Notre Dame ranks second in the nation with 210 Academic All-America® selections, including a national-best 84 in the past decade. The Academic All-America® Program is administered by the College Sports Information Directors of America (CoSIDA), whose membership votes on the award winners, and the program is sponsored by *ESPN The Magazine*.

The Notre Dame women's basketball program has produced five Academic All-America® honorees in its 33-year history, with those five players winning a total of seven citations. In addition, two-time first-team Academic All-America® pick **Ruth Riley** was tapped as the 2001 Academic All-America® Women's Basketball Team Member of the Year, as well as the Academic All-America® Team Member of the Year. Riley also is one of only 12 student-athletes in Notre Dame history to earn All-America and Academic All-America® honors twice in her career.

Megan Duffy was the latest honoree in 2006, when she was named a first-team Academic All-America® selection, becoming the second Irish player to attain that distinction.

ND Women's Basketball Academic All-Americans

Megan Duffy	2006 (First Team)
Maggie Lally	1980, 1981 (Second Team)
Shari Matvey	1981 (Second Team)
Ruth Riley	2000, 2001* (First Team)
Mary Beth Schueth	1983 (Second Team)

* - also Academic All-America® Women's Basketball Team Member of the Year and Academic All-America® Team Member of the Year





Notre Dame Enjoys Successful Tour of Europe In Summer of 2009

In May 2009, the Notre Dame women's basketball program embarked on a memorable 11-day adventure to France, Monaco and Italy, visiting some of the world's most historic landmarks, including the Eiffel Tower in Paris, the Prince's Palace in Monaco, picturesque Lake Como in the foothills of the Italian Alps, the famed *El Duomo* cathedral in Milan, the Colosseum and Forum in Rome, as well as St. Peter's Basilica and the Sistine Chapel located at The Vatican.

The Irish also had the chance to play three exhibition games against international opponents on the tour, winning all three contests against the French Junior National Team (77-44) and Italian professional teams GEAS Sesto San Giovanni (78-68) and Roma Athena Basket (94-39). The win over the French side was particularly noteworthy, as it came only weeks before France won the gold medal at the European U20 Championships with much of the same team that faced the Irish last May.

Senior guard/tri-captain **Ashley Barlow** led Notre Dame in scoring (13.0 ppg.) and three-point percentage (.727, 8-11) on the trip, while junior forward **Becca Bruszewski** was second in scoring (12.0 ppg.) and fourth in rebounding (5.7 rpg.). Other statistical leaders included: fifth-year senior guard **Lindsay Schrader** (6.3 rpg.), sophomore guard **Natalie Novosel** (3.3 spg.), senior guard **Melissa Lechlitner** (3.3 apg.) and sophomore forward **Erica Solomon** (2.5 bpg.).

Decade Recap

The recently-completed decade of the 2000s represented the most successful 10-year period in the 33-year history of the Notre Dame women's basketball program. Here's a look at some of the Fighting Irish numbers from the decade gone by:

Notre Dame Women's Basketball — 2000-09

Overall record	239-85 (.738)
BIG EAST regular season record	117-43 (.731)
Home record	134-20 (.870)
Road record	80-47 (.630)
Neutral site record	25-18 (.581)

NCAA National Champions	2001
NCAA Sweet 16s	5 (2000, 2001, 2003, 2004, 2008)
NCAA Tournament bids	10 (2000-09)
BIG EAST Regular Season Champions	2001 (tied)
Regular Season Tournament Titles	4
2000 Coaches vs. Cancer Challenge	
2004 Preseason WNIT	
2005 Duel in the Desert (Gray Division)	
2009 Paradise Jam (Island Division)	

Weeks in AP poll	125
Weeks in top 10 of AP poll	63
Weeks in top 5 of AP poll	35
Weeks at No. 1 in AP poll	6

All-America Selections	10
Ruth Riley (2000, 2001)	
Alicia Ratay (2000, 2002)	
Niele Ivey (2001)	
Jacqueline Batteast (2004, 2005)	
Megan Duffy (2005, 2006)	
Charel Allen (2008)	

Academic All-America Selections	3
Ruth Riley (2000, 2001)	
Megan Duffy (2006)	

BIG EAST Players of the Year	2
Ruth Riley (2001)	
Jacqueline Batteast (2005)	

BIG EAST Rookies of the Year	2
Alicia Ratay (2000)	
Jacqueline Batteast (2002)	

BIG EAST Coach of the Year	1
Muffet McGraw (2001)	

Other BIG EAST award winners	8 (4 players)
All-BIG EAST Selections	21 (9 players)
BIG EAST All-Freshman Selections	11



2009 European Tour

webcast in its entirety through Fox College Sports Broadband on a pay-per-view basis.

This year's TV slate continues a recent trend that has seen the Irish become a regular fixture on television. Beginning with the NCAA championship season of 2000-01 and continuing through this year, Notre Dame has played in 154 televised games, including 101 that were broadcast nationally.

Oh Captain, My Captain

Fifth-year senior guard **Lindsay Schrader** and senior guards **Ashley Barlow** and **Melissa Lechlitner** all return for their second year as team captains for the 2009-10 season. All three players received the captain's honor following a vote of their teammates prior to the season.

This marks the first time in program history that the same players are serving as captains in consecutive seasons.

Irish Sign Three For 2010-11 Season

Notre Dame head coach **Muffet McGraw** announced Nov. 13 that three of the country's top high school student-athletes have chosen to continue their academic and athletic careers with the Fighting Irish, each signing a National Letter of Intent to attend Notre Dame beginning in the fall of 2010.

Natalie Achonwa (*last name pronounced uh-CHAWN-wuh*), a 6-3 forward from Guelph, Ontario (St. Mary's Catholic Secondary School/National Elite Development Academy), **Ariel Braker**, a 6-1 forward from Grosse Pointe Woods, Mich. (Grosse Pointe North High School) and **Kayla McBride**, a 5-11 guard from Erie, Pa. (Villa Maria Academy) all made their official commitments to the Fighting Irish during the early signing period, which ended Nov. 18.

All three student-athletes are rated among the top 50 players in the country by various national recruiting services. As a group, this trio is ranked as the No. 10 recruiting class in the country by *All-Star Girls Report* (and a consensus top-16 class by other recruiting services), giving Notre Dame a Top 25 recruiting class for the 14th consecutive year, a streak only two other schools in the country (Connecticut and Tennessee) can match. It's also the third consecutive top-10 recruiting class for the Fighting Irish.

"I'm very excited about the class that we're signing this year," McGraw said. "I think we really addressed our needs, with three very good players coming in. They're going to change the way we do some things at both ends of the floor next year. We're going to be able to be more aggressive on defense because we're adding athleticism, length and speed, and on offense, we'll look at ways that we can take advantage of the size that we're going to have. It will probably be a whole new look, going from the more guard-oriented team that we have now, to next year when we'll have some depth in the post as well."

"Notre Dame emphasized strengthening their perimeter game and did so with size, athleticism and versatility," said **Dan Olson**, director of the *Collegiate Girls Basketball Report*.

The full press release, with a complete look at the newest members of the Notre Dame women's basketball program, is available online at <http://www.und.com/sports/w-baskbl/spec-rel/111309aab.html>.

Irish Fans Crave Another Big Mac Attack

It's year three of Notre Dame's wildly-successful "Big Mac" promotion, offering fans a coupon for a free Big Mac from South Bend-area McDonald's restaurants if the Irish score at least 88 points in a home game.

In the three-year history of the promotion (and counting exhibition games), Notre Dame has hit the 88-point mark 17 times, including wins this year over Indianapolis, Arkansas-Pine Bluff, IPFW, Valparaiso and Charlotte.

It should come as no surprise that in the short history of the promotion, the Notre Dame player with the most "Big Mac" baskets shares the same initials with the tasty burger — junior guard **Brittany Mallory**, who sent the crowd home happy (and presumably with full bellies) four times during the promotion's inaugural run in 2007-08.

And for those tracking such things (or perhaps falling under the heading of "SID has too much time on his hands"), 10 different players have converted the "burger ball", including nine current members of the Irish roster.

What's more, of the 17 Big Mac games to date, nine have been reached on two-point baskets, five on free throws, and three on three-pointers.

Next Game: Providence

The Irish wind up a brief two-game homestand Wednesday with a 7 p.m. (ET) BIG EAST contest against Providence at Purcell Pavilion. The game will be webcast live and free of charge on the official Notre Dame athletics web site, www.UND.com.

Providence (12-6, 3-2) is one of the most improved teams in the BIG EAST this season, having already exceeded its win total from last year with six weeks left in the regular season. The Friars will play host to Pittsburgh Saturday afternoon in the BIG EAST TV Game of the Week before heading to South Bend next week.

ND's "Big Mac Baskets"

2009-10	
*Indianapolis	Solomon FT
UAPB	Bruszewski FT
IPFW	Williamson FG
Valparaiso	Novosel 3FG
Charlotte	Christiansen 3FG
2008-09	
*Gannon	Novosel FT
Evansville	Solomon FG
Loyola-Chicago	Novosel FG
Syracuse	Lechlitner FG
2007-08	
*So. Indiana	Williamson FG
*Hillsdale	Mallory FT
Miami (Ohio)	Barlow FG
Boston Coll.	Mallory FG
Canisius	Mallory 3FG
Valparaiso	Mallory FT
Marquette	Allen FG
So. Florida	Schrader FG

* - exhibition game



Notre Dame on the BIG EAST Conference and NCAA statistical leaderboards

Individual Statistics

Category	BIG EAST - All Games		NCAA Division I		BIG EAST - Conference Games Only	
	Rank	Leader	Rank	Leader	Rank	Leader
Scoring (Top 30 BIG EAST / Top 100 NCAA)						
Skylar Diggins	13.4	16	18.4, Sugar Rodgers, GU	—	26.9, Dawn Evans, James Madison	14.5, 14 19.4, Monique Reid, LOU
Ashley Barlow	11.8	25		—		11.0, t-29
Lindsay Schrader	11.2	30		—		10.3, —
Rebounding (Top 20 BIG EAST / Top 100 NCAA)						
Lindsay Schrader	7.6	9	11.3, Chelsea Cole, PITT	—	14.7, Judie Lomax, Columbia	8.8, 6 11.6, Chelsea Cole, PITT
Ashley Barlow	5.8	—		—		6.8, t-16
Offensive Rebounds (Top 15 BIG EAST)						
Devereaux Peters	2.6	—	4.7, Chelsea Cole, PITT	not kept		2.5, t-12 5.6, Chelsea Cole, PITT
Defensive Rebounds (Top 15 BIG EAST)						
Lindsay Schrader	5.2	7	7.1, Jessica Lawson, USF	not kept		6.5, 4 7.0, Tina Charles, UCONN
Ashley Barlow	3.6	—				5.0, t-12
Assists (Top 15 BIG EAST / Top 100 NCAA)						
Becca Bruszewski	1.9	—	6.8, Sarah Miles, WVU	—	9.0, Courtney Vandersloot, Gonzaga	3.0, t-15 7.0, Sarah Miles, WVU
Assist/Turnover Ratio (Top 15 BIG EAST / Top 100 NCAA)						
Melissa Lechlitner	1.3	11	2.4, Sarah Miles, WVU	—	3.67, Allison Lacey, Iowa State	1.0, — 12.0, Becca Bruszewski, ND
Becca Bruszewski	1.3	—		—		12.0, 1
Steals (Top 15 BIG EAST / Top 100 NCAA)						
Ashley Barlow	2.3	4	3.1, Sarah Miles, WVU	—	4.5, Kevi Luper, Oral Roberts	2.0, t-10 3.2, Sarah Miles, WVU
Skylar Diggins	2.1	6		—		1.8, —
Brittany Mallory	1.9	t-11		—		1.8, —
Natalie Novosel	1.8	t-13		—		1.0, —
Field Goal Percentage (Top 15 BIG EAST / Top 100 NCAA)						
Lindsay Schrader	.547	6	.629, Tina Charles, UCONN	—	.667, Carolyn Swords, Boston College	.559, 6 .709, Tina Charles, UCONN
Devereaux Peters	.391	—		—		.500, t-12
Free Throw Percentage (Top 15 BIG EAST / Top 100 NCAA)						
Skylar Diggins	.789	12	.904, Monica McNutt, GU	—	.958, Kelsey Luna, Indiana State	.889, 3 1.000, two tied
Ashley Barlow	.750	—		—		.800, 10
Three-Point Percentage (Top 15 BIG EAST / Top 100 NCAA)						
Melissa Lechlitner	.486	1	.486, Melissa Lechlitner, ND	—	.539, Emily London, Samford	.667, 2 .714, Emily Cournoyer, PC
Ashley Barlow	.368	—		—		.250, —
Skylar Diggins	.365	—		—		.400, 13

Conference stats through Jan. 22 // NCAA stats through Jan. 21

332 Division I teams

bold = BIG EAST leader OR NCAA Top 25

Team Statistics

Category	BIG EAST - All Games		NCAA Division I		BIG EAST - Conference Games Only	
	Rank	Leader	Rank	Leader	Rank	Leader
Scoring Offense	80.0	2	84.2, Connecticut	8	85.9, Oregon	71.5, 3 79.2, Connecticut
Scoring Defense	59.2	10	44.9, Connecticut	76	44.9, Connecticut	60.0, 6 41.2, Connecticut
Scoring Margin	+20.8	2	+39.3, Connecticut	8	+39.3, Connecticut	+11.5, 2 +38.0, Connecticut
FT Percentage	.678 (267-394)	12	.775, DePaul	185	.808, Marist	.726 (45-62), 6 .798, Connecticut
FG Percentage	.450 (500-1112)	2	.526, Connecticut	27	.526, Connecticut	.434 (112-258), 5 .503, Connecticut
FG Pct. Defense	.391 (375-959)	13	.302, Connecticut	154	.302, Connecticut	.449 (92-205), 15 .257, Connecticut
3-Point FG Pct.	.350 (93-266)	2	.354, Providence	69	.160, Iowa State	.309 (17-55), 10 .417, Providence
3-Point FG Pct. Def.	.313 (70-224)	10	.253, St. John's	157	.245, Savannah State	.340 (18-53), 12 .222, Connecticut
3-Point FG Made	5.5	7	7.6, Villanova	134	10.3, Morehead State	4.3, 10 7.8, Villanova
Rebounding	41.8	5	46.4, Syracuse	not kept		36.0, 9 41.8, Marquette
Opponent Rebounding	35.2	7	30.0, Connecticut	not kept		33.2, 3 32.0, Louisville
Rebounding Margin	+6.6	4	+12.6, Connecticut	32	+15.2, Liberty	+2.8, 6 +8.4, Connecticut
Offensive Rebounds	15.6	4	17.8, Syracuse	not kept		14.5, 4 15.6, Georgetown
Defensive Rebounds	26.2	7	30.1, Connecticut	not kept		21.5, 13 31.0, Connecticut
Blocked Shots	3.6	9	5.8, Pittsburgh	115	8.1, Baylor	1.5, 15 5.6, Connecticut
Assists	18.5	2	21.0, Connecticut	3	21.0, Connecticut	16.8, 2 21.0, Connecticut
Steals	14.2	2	14.6, Georgetown	3	14.7, Oral Roberts	12.0, 2 12.6, Georgetown
Turnover Margin	+7.9	2	+10.2, Georgetown	5	+10.17, Georgetown	+8.8, 1 +8.8, Notre Dame
Turnover Average	17.4	not kept		121	12.4, New Mexico	not kept
Assist/Turnover Ratio	1.1	2	1.4, Connecticut	14	1.41, Connecticut	1.2, 2 1.4, Connecticut
Personal Fouls	17.1	not kept		136	12.2, Dartmouth	not kept
Won-Loss Percentage	.941	not kept		6	1.000, two tied	not kept

Conference stats through Jan. 22 // NCAA stats through Jan. 21

332 Division I teams

bold = BIG EAST leader OR NCAA Top 25

**2009-10 University of Notre Dame Women's Basketball Results****Overall Record: 16-1 (Home: 9-0, Away: 4-1, Neutral: 3-0); BIG EAST Conference Record: 3-1**

----- Notre Dame Highs -----											
Date	ND NR	Opp NR	Opponent	Time/Result	Streak	Record	BEC	Scorer	Rebounder	Assists	Attendance
Nov. 15	4/7		ARKANSAS-PINE BLUFF	W 102-57	W1	1-0		Bruszewski-19	Bruszewski-10	two with 6	9,080
Nov. 19	5/6	21/21	at Michigan State ^{BTN}	W 68-67	W2	2-0		Barlow-18	Schrader-14	Novosel-3	5,274
Nov. 22	5/6		IONA	W 80-45	W3	3-0		Diggins-17	Schrader-9	two with 4	8,511
Nov. 26	5/6	23/24	(1) vs. San Diego State ^{FCS B}	W 84-79	W4	4-0		Diggins-21	two with 7	Lechlitner-6	506
Nov. 27	5/6		(1) vs. South Carolina ^{FCS B}	W 78-55	W5	5-0		Lechlitner-15	Barlow-6	Barlow-4	577
Nov. 28	5/6	20/17	(1) vs. Oklahoma ^{FCS B}	W 81-71	W6	6-0		Diggins-16	two with 7	Mallory-5	711
Dec. 2	5/6		EASTERN MICHIGAN	W 69-59	W7	7-0		two with 15	Novosel-8	Novosel-5	8,024
Dec. 8	3/4		IPFW	W 96-60	W8	8-0		Bruszewski-18	Schrader-8	Bruszewski-5	7,776
Dec. 12	3/4		VALPARAISO	W 88-47	W9	9-0		Mallory-22	Schrader-8	Lechlitner-6	8,326
Dec. 20	4/4		CHARLOTTE	W 90-31	W10	10-0		Barlow-19	Barlow-8	Mallory-7	8,821
Dec. 29	3/3		at Central Florida ^{CBS C}	W 85-52	W11	11-0		Mallory-16	Schrader-7	Lechlitner-6	809
Dec. 31	3/3	18/16	VANDERBILT ^{CBS C}	W 74-69	W12	12-0		Schrader-18	Schrader-14	Mallory-5	9,149 (c)
Jan. 4	3/3		at Purdue ^{ESPN2}	W 79-75	W13	13-0		Lechlitner-20	two with 8	two with 4	10,453
Jan. 9	3/3		• VILLANOVA ^{BIG EAST TV}	W 81-46	W14	14-0	1-0	Diggins-18	two with 4	two with 3	8,917
Jan. 12	3/3		• SOUTH FLORIDA	W 81-64	W15	15-0	2-0	Schrader-18	Schrader-13	Barlow-5	8,097
Jan. 16	3/3	1/1	• at Connecticut ^{ESPN}	L 46-70	L1	15-1	2-1	Peters-12	Schrader-9	two with 2	10,167 (c)
Jan. 19	3/3		• at Louisville ^{CBS C}	W 78-60	W1	16-1	3-1	Diggins-20	Schrader-10	Bruszewski-7	6,324
Jan. 24			• WEST VIRGINIA ^{ESPN}	1 p.m.							
Jan. 27			• PROVIDENCE	7 p.m.							
Jan. 30			• at Syracuse	1 p.m.							
Feb. 1			• at Rutgers ^{ESPN2}	7:30 p.m.							
Feb. 6			• PITTSBURGH	2 p.m.							
Feb. 9			• at Cincinnati	7 p.m.							
Feb. 14			• DEPAUL ^{ESPN2}	3 p.m.							
Feb. 16			• at St. John's	7 p.m.							
Feb. 20			• at Georgetown	3 p.m.							
Feb. 23			• MARQUETTE	7 p.m.							
Feb. 27			• at Seton Hall	2 p.m.							
March 1			• CONNECTICUT ^{ESPN2}	7 p.m.							

BIG EAST Championship (Hartford, Conn. — XL Center)

March 5	First Round	TBA
March 6	Second Round ^{BIG EAST TV}	TBA
March 7	Quarterfinals ^{ESPN}	TBA
March 8	Semifinals ^{ESPN}	6/8 p.m.
March 9	Final ^{ESPN}	7 p.m.

NCAA Championship — First & Second Rounds (Notre Dame, Ind. — Purcell Pavilion at the Joyce Center)

March 21	First Round ^{ESPN/ESPN2}	TBA
March 23	Second Round ^{ESPN/ESPN2}	TBA

NCAA Regionals (Dayton, Ohio/Kansas City, Mo./Memphis, Tenn./Sacramento, Calif.)

March 27-28	Regional Semifinals ^{ESPN}	TBA
March 29-30	Regional Finals ^{ESPN}	TBA

NCAA Women's Final Four (San Antonio, Texas — Alamodome)

April 4	National Semifinals ^{ESPN}	TBA
April 6	National Championship ^{ESPN}	TBA

All times listed are Eastern and are subject to change

• = indicates BIG EAST Conference game

(1) = Paradise Jam (St. Thomas, U.S. Virgin Islands)

(c) = indicates capacity crowd

NR = national ranking (listed as Associated Press/ESPN-USA Today)

CBS CS = Game televised live on CBS College Sports

BIG EAST TV = Game to be televised live as part of BIG EAST-Regional Sports Networks package

BTN = Game televised live on the Big Ten Network

FCS B = Game webcast live on Fox College Sports Broadband

NOTE: All regular-season home games not scheduled for commercial TV (except Nov. 15) will be webcast live at UND.com

Home games listed in ALL CAPS and played inside Purcell Pavilion at the Joyce Center (capacity 9,149)

2009-10 ATTENDANCE

	Totals	Avg.	High
All Games:	111,522	6,560	10,453 (1/4 - PUR)
Home:	76,701	8,522	9,149 (12/31 - VAN)
Away:	33,027	6,605	10,453 (1/4 - PUR)
Neutral:	1,794	598	711 (11/28 - OU)



2009-10 Notre Dame Women's Basketball Statistics — All Games

Overall Record: 16-1 (Home: 9-0, Away: 4-1, Neutral: 3-0)

Player	GP-GS	Min.-Avg.	FG-A	Pct.	3FG-A	Pct.	FT-A	Pct.	OR	DR	Tot.	Avg.	PF-DQ	A	T	B	S	Pts.	Avg.
Diggins, Skylar	17-13	478-28.1	82-184	.446	19-52	.365	45-57	.789	28	41	69	4.1	38-0	43	51	10	36	228	13.4
Barlow, Ashley	17-17	455-26.8	67-150	.447	25-68	.368	42-56	.750	39	61	100	5.9	22-0	38	30	2	39	201	11.8
Schrader, Lindsay	17-17	437-25.7	81-148	.547	0-1	.000	29-53	.547	41	89	130	7.6	21-0	29	33	2	12	191	11.2
Bruszewski, Becca	16-16	305-19.1	57-120	.475	6-21	.286	25-38	.658	29	34	63	3.9	38-1	31	23	5	15	145	9.1
Mallory, Brittany	17-0	326-19.2	50-120	.417	17-51	.333	30-43	.698	18	35	53	3.1	33-0	43	31	2	33	147	8.6
Lechlitner, Melissa	17-17	474-27.9	49-131	.374	17-35	.486	17-22	.773	4	25	29	1.7	19-0	53	42	3	24	132	7.8
Novosel, Natalie	17-4	294-17.3	34-82	.415	5-15	.333	31-43	.721	15	30	45	2.6	35-0	29	31	4	31	104	6.1
Peters, Devereaux	7-0	111-15.9	18-46	.391	0-0	.000	5-11	.455	18	21	39	5.6	22-0	8	5	10	11	41	5.9
Williamson, Erica	16-1	167-10.4	21-38	.553	0-0	.000	20-34	.588	11	29	40	2.5	21-0	11	9	14	6	62	3.9
Solomon, Erica	11-0	107-9.7	12-31	.387	0-1	.000	13-19	.684	7	7	14	1.3	18-0	10	9	7	7	37	3.4
Turner, Kaila	11-0	87-7.9	11-27	.407	2-12	.167	5-8	.625	1	12	13	1.2	5-0	10	9	0	7	29	2.6
Miller, Fraderica	13-0	110-8.5	14-21	.667	0-0	.000	3-8	.375	15	13	28	2.2	13-0	9	16	2	15	31	2.4
Christiansen, Alena	9-0	36-4.0	4-11	.364	2-7	.286	2-2	1.000	3	3	6	0.7	3-0	0	2	0	5	12	1.3
*Watson, Kellie	1-0	13-13.0	0-3	.000	0-3	.000	0-0	.000	0	1	1	1.0	2-0	1	0	1	1	0	0.0
Team									36	45	81	4.8			4				
Notre Dame	17	3400	500-1112	.450	93-266	.350	267-394	.678	265	446	711	41.8	290-1	315	295	62	242	1360	80.0
Opponents	17	3400	375-959	.391	70-224	.313	187-278	.673	187	412	599	35.2	328-10	212	430	63	141	1007	59.2

Deadball Rebounds: Notre Dame 61, Opponents 42 // * - no longer on team

Score by Periods	1st	2nd	Total
Notre Dame	686	674	1360
Opponents	515	492	1007

Starting Lineups

Game	F	G	G	G	G
N15 ARK.-PINE BLUFF	Bruszewski	Schrader	Barlow	Lechlitner	Novosel
N19 at Michigan State	Bruszewski	Schrader	Barlow	Lechlitner	Novosel
N22 IONA	Bruszewski	Schrader	Barlow	Lechlitner	Novosel
N26 vs. San Diego State	Bruszewski	Schrader	Barlow	Lechlitner	Novosel
N27 vs. South Carolina	Bruszewski	Schrader	Barlow	Lechlitner	Diggins
N28 vs. Oklahoma	Bruszewski	Schrader	Barlow	Lechlitner	Diggins
D2 EASTERN MICHIGAN	Bruszewski	Schrader	Barlow	Lechlitner	Diggins
D8 IPFW	Bruszewski	Schrader	Barlow	Lechlitner	Diggins
D12 VALPARAISO	Bruszewski	Schrader	Barlow	Lechlitner	Diggins
D20 CHARLOTTE	Bruszewski	Schrader	Barlow	Lechlitner	Diggins
D29 at Central Florida	Bruszewski	Schrader	Barlow	Lechlitner	Diggins
D31 VANDERBILT	Bruszewski	Schrader	Barlow	Lechlitner	Diggins
J4 at Purdue	Williamson	Schrader	Barlow	Lechlitner	Diggins
J9 VILLANOVA	Bruszewski	Schrader	Barlow	Lechlitner	Diggins
J12 SOUTH FLORIDA	Bruszewski	Schrader	Barlow	Lechlitner	Diggins
J16 at Connecticut	Bruszewski	Schrader	Barlow	Lechlitner	Diggins
J19 at Louisville	Bruszewski	Schrader	Barlow	Lechlitner	Diggins
J24 WEST VIRGINIA					
J27 PROVIDENCE					
J30 at Syracuse					
F1 at Rutgers					
F6 PITTSBURGH					
F9 at Cincinnati					
F14 DEPAUL					
F16 at St. John's					
F20 at Georgetown					
F23 MARQUETTE					
F27 at Seton Hall					
M1 CONNECTICUT					

Specialty Stats (ND/Opp)

Game	Paint	OffTO	2ndCh	FBreak	Bench
N15 ARK.-PINE BLUFF	64/26	41/15	26/14	16/6	47/19
N19 at Michigan State	30/44	23/13	15/17	2/0	20/23
N22 IONA	30/14	34/10	19/2	10/2	37/8
N26 vs. San Diego State	52/48	24/19	13/11	28/18	44/7
N27 vs. South Carolina	34/16	21/13	17/8	6/3	18/25
N28 vs. Oklahoma	36/44	25/23	15/7	14/26	30/9
D2 EASTERN MICHIGAN	38/28	18/14	6/8	6/8	12/13
D8 IPFW	62/12	37/11	15/4	18/2	41/22
D12 VALPARAISO	34/22	36/14	21/14	2/0	48/24
D20 CHARLOTTE	32/20	44/13	20/7	6/4	52/6
D29 at Central Florida	50/16	36/17	12/6	8/4	36/16
D31 VANDERBILT	34/42	11/23	22/10	2/6	16/13
J4 at Purdue	*	16/6	10/7	*	15/18
J9 VILLANOVA	44/14	40/8	4/6	6/2	33/20
J12 SOUTH FLORIDA	42/36	30/20	5/9	6/2	21/11
J16 at Connecticut	28/44	21/28	12/10	7/10	20/7
J19 at Louisville	32/36	18/11	9/13	2/4	9/5
J24 WEST VIRGINIA					
J27 PROVIDENCE					
J30 at Syracuse					
F1 at Rutgers					
F6 PITTSBURGH					
F9 at Cincinnati					
F14 DEPAUL					
F16 at St. John's					
F20 at Georgetown					
F23 MARQUETTE					
F27 at Seton Hall					
M1 CONNECTICUT					

* - points not tracked by home statistics crew

**2009-10 Notre Dame Women's Basketball Statistics — BIG EAST Games****Overall Record: 3-1 (Home: 2-0, Away: 1-1)**

Player	GP-GS	Min.-Avg.	FG-A	Pct.	3FG-A	Pct.	FT-A	Pct.	OR	DR	Tot.	Avg.	PF-DQ	A	T	B	S	Pts.	Avg.
Diggins, Skylar	4-4	118-29.5	22-46	.478	6-15	.400	8-9	.889	6	4	10	2.5	9-0	7	14	1	7	58	14.5
Barlow, Ashley	4-4	120-30.0	16-36	.444	4-16	.250	8-10	.800	7	20	27	6.8	6-0	10	8	1	8	44	11.0
Schrader, Lindsay	4-4	106-26.5	19-34	.559	0-0	.000	3-6	.500	9	26	35	8.8	3-0	8	7	0	1	41	10.3
Lechlitner, Melissa	4-4	116-29.0	15-35	.429	4-6	.667	2-2	1.000	1	1	2	0.5	2-0	10	10	1	3	36	9.0
Peters, Devereaux	4-0	68-17.0	12-24	.500	0-0	.000	2-6	.333	10	11	21	5.3	12-0	3	3	2	7	26	6.5
Bruszewski, Becca	4-4	82-20.5	9-28	.321	1-6	.167	5-7	.714	5	7	12	3.0	9-0	12	1	0	5	24	6.0
Novosel, Natalie	4-0	66-16.5	7-16	.438	1-2	.500	6-7	.857	1	5	6	1.5	5-0	3	4	0	4	21	5.3
Mallory, Brittany	4-0	66-16.5	5-20	.250	1-7	.143	7-9	.778	2	0	2	0.5	9-0	9	4	0	7	18	4.5
Solomon, Erica	1-0	10-10.0	2-4	.500	0-0	.000	0-0	.000	0	0	0	0.0	1-0	2	1	0	2	4	4.0
Miller, Fraderica	1-0	5-5.0	0-1	.000	0-0	.000	2-2	1.000	0	0	0	0.0	0-0	0	0	0	2	2	2.0
Williamson, Erica	4-0	26-6.5	2-5	.400	0-0	.000	2-4	.500	3	2	5	1.3	2-0	2	3	1	1	6	1.5
Turner, Kaila	4-0	11-2.8	2-7	.286	0-3	.000	0-0	.000	0	4	4	1.0	0-0	1	0	0	1	4	1.0
Christiansen, Alena	3-0	6-2.0	1-2	.500	0-0	.000	0-0	.000	1	0	1	0.3	0-0	0	1	0	0	2	0.7
Team									13	6	19	4.8			1				
Notre Dame	4	800	112-258	.434	17-55	.309	45-62	.726	58	86	144	36.0	58-0	67	57	6	48	286	71.5
Opponents	4	800	92-205	.449	18-53	.340	38-53	.717	35	98	133	33.2	65-2	58	92	12	23	240	60.0

Deadball Rebounds: Notre Dame 7, Opponents 7

Score by Periods	1st	2nd	Total
Notre Dame	136	150	286
Opponents	132	108	240

2009-10 Notre Dame Points-Rebounds-Assists

Opponent	Solomon	Diggins	Watson	Miller	Peters	Turner	Barlow	Novosel	Mallory	Lechlitner	Schrader	Bruszewski	Christiansen	Williamson
ARKANSAS-PINE BLUFF	INJ	14-8-5	0-1-1	11-7-2	INJ	2-1-2	15-5-2	10-4-6	10-6-3	0-4-6	11-2-2	19-10-2	INJ	10-5-0
at Michigan State	2-2-0	9-1-2	INJ	0-0-0	INJ	DNP	18-7-2	6-1-3	5-2-1	7-3-2	12-14-1	5-5-1	DNP	4-1-0
IONA	0-0-1	17-4-3	INJ	2-1-1	INJ	2-1-1	8-5-3	8-3-0	9-4-3	7-2-4	6-9-4	14-3-1	3-1-0	4-1-0
(1) vs. San Diego State	6-4-1	21-6-3	INJ	0-0-0	INJ	DNP	7-7-3	2-2-1	15-2-1	8-4-6	16-7-1	7-0-1	DNP	2-2-1
(1) vs. South Carolina	9-4-1	12-4-2	INJ	0-4-0	INJ	0-0-1	14-6-4	3-3-0	2-3-0	15-1-1	8-5-2	11-4-0	0-0-0	4-1-2
(1) vs. Oklahoma	7-4-2	16-4-4	INJ	DNP	INJ	DNP	12-6-0	8-2-1	15-7-5	5-1-4	11-6-0	7-7-1	DNP	0-0-0
EASTERN MICHIGAN	0-0-0	15-6-1	INJ	0-2-0	INJ	DNP	5-5-3	7-8-5	5-3-2	8-0-4	15-7-1	14-6-1	DNP	DNP
IPFW	DNP	9-3-0	INJ	6-6-2	INJ	5-2-3	12-0-3	10-6-4	9-4-3	2-2-0	14-8-3	18-2-5	0-1-0	11-4-2
VALPARAISO	DNP	6-4-3	INJ	4-4-2	INJ	3-1-0	11-6-3	12-4-2	22-3-1	3-0-6	9-8-2	11-7-3	0-1-0	7-5-1
CHARLOTTE	8-0-1	9-6-5	INJ	2-2-1	INJ	11-4-1	19-8-1	8-2-1	8-4-7	2-3-0	4-6-0	4-3-2	5-1-0	10-5-1
at Central Florida	1-0-0	12-4-0	INJ	2-2-0	2-2-0	2-0-1	15-2-1	8-3-2	16-4-0	3-1-6	11-7-1	8-1-2	2-1-0	3-1-1
VANDERBILT	0-0-1	15-7-4	INJ	0-0-1	7-8-2	DNP	8-8-2	1-0-1	8-5-5	14-3-3	18-14-0	3-3-0	DNP	0-4-0
at Purdue	0-0-1	15-2-4	*	2-0-0	6-8-3	DNP	13-8-1	0-1-0	5-4-3	22-3-1	15-2-4	ILL	DNP	1-6-1
• VILLANOVA	4-0-2	18-2-2	*	2-0-0	6-4-1	2-4-1	7-3-2	6-1-1	8-0-3	11-0-3	5-3-2	7-1-1	2-1-0	3-1-0
• SOUTH FLORIDA	DNP	14-4-1	*	INJ	2-4-2	0-0-0	9-11-5	12-2-1	7-1-4	11-1-4	18-13-2	8-4-4	0-0-0	0-1-2
• at Connecticut	DNP	6-1-2	*	INJ	12-8-0	2-0-0	10-6-0	0-1-1	3-1-1	0-1-1	6-9-2	4-1-0	DNP	3-3-0
• at Louisville	DNP	20-3-2	*	INJ	6-5-0	0-0-0	18-7-3	3-2-0	0-0-1	14-0-2	12-10-2	5-6-7	0-0-0	0-0-0
• WEST VIRGINIA														
• PROVIDENCE														
• at Syracuse														
• at Rutgers														
• PITTSBURGH														
• at Cincinnati														
• DEPAUL														
• at St. John's														
• at Georgetown														
• MARQUETTE														
• at Seton Hall														
• CONNECTICUT														

• = BIG EAST Conference game // 1 = Paradise Jam (St. Thomas, U.S. Virgin Islands) // * = no longer on team



2009-10 Single Game Highs & Lows

Team Superlatives

NOTRE DAME HIGH	NOTRE DAME LOW	CATEGORY	OPPONENT HIGH	OPPONENT LOW
102 vs. Ark.-Pine Bluff (11/15/09)	46 at Connecticut (1/16/10)	Points/Game	79 by San Diego State (11/26/09)	31 by Charlotte (12/20/09)
58 (1st) vs. Ark.-Pine Bluff (11/15/09)	19 (1st) at Connecticut (1/16/10)	Points/Half	50 (2nd) by San Diego State (11/26/09)	14 (1st) by Charlotte (12/20/09)
42 vs. Ark.-Pine Bluff (11/15/09)	18 at Connecticut (1/16/10)	Field Goals Made	30 by Oklahoma (11/28/09)	13 by Charlotte (12/20/09)
79 vs. Ark.-Pine Bluff (11/15/09)	57 vs. Valparaiso (12/12/09)	Field Goal Attempts	69 by San Diego State (11/26/09)	41 by Villanova (1/9/10)
.578 vs. IPFW (12/8/09)	.269 at Connecticut (1/16/10)	FG Percentage	.492 by Oklahoma (11/28/09)	.245 by Charlotte (12/20/09)
8, five times (MR: at Purdue, 1/4/10)	1 at UCF (12/29/09)	3-Point FG Made	11 by IPFW (12/8/09)	1, twice (MR: by Charlotte, 12/20/09)
21 at Purdue (1/4/10)	7 vs. Villanova (1/9/10)	3-Point FG Attempts	23 by Ark.-Pine Bluff (11/15/09)	7, twice (MR: by Louisville, 1/19/10)
.571 vs. Villanova (1/9/10)	.111 at UCF (12/29/09)	3-Point FG Percentage	.500 by IPFW (12/8/09)	.100 by Charlotte (12/20/09)
24, twice (MR: vs. Charlotte, 12/20/09)	7 at Connecticut (1/16/10)	Free Throws Made	19 by South Carolina (11/27/09)	1 by Villanova (1/9/10)
35 vs. Valparaiso (12/12/09)	12 at Connecticut (1/16/10)	Free Throw Attempts	27 by South Carolina (11/27/09)	2 by Villanova (1/9/10)
.889 vs. Charlotte (12/20/09)	.520 vs. Ark.-Pine Bluff (11/15/09)	FT Percentage	.917, twice (MR: by Valparaiso, 12/12/09)	.333 by Charlotte (12/20/09)
58 vs. Ark.-Pine Bluff (11/15/09)	25 vs. Villanova (1/9/10)	Rebounds	45, three times (MR: by Connecticut, 1/16/10)	27 by IPFW (12/8/09)
31 vs. Ark.-Pine Bluff (11/15/09)	7 at Connecticut (1/16/10)	Assists	20 by Purdue (1/4/10)	4 by Charlotte (12/20/09)
24 vs. Charlotte (12/20/09)	7, twice (MR: at Louisville, 1/19/10)	Steals	17 by Ark.-Pine Bluff (11/15/09)	3, twice (MR: by Louisville, 1/19/10)
10 vs. Vanderbilt (12/31/09)	0 vs. Villanova (1/9/10)	Blocked Shots	9 by Michigan State (11/19/09)	0 by Louisville (1/19/10)
27 vs. Ark.-Pine Bluff (11/15/09)	9, twice (MR: vs. Villanova, 1/9/10)	Turnovers	43 by Charlotte (12/20/09)	13 by Purdue (1/4/10)
20, three times (MR: vs. EMU, 12/2/09)	7 vs. Villanova (1/9/10)	Fouls	25, twice (MR: by UCF, 12/29/09)	12 by Connecticut (1/16/10)

Individual Superlatives

	NOTRE DAME	OPPONENT
Points Scored	22, twice (MR: by Melissa Lechlitner at Purdue, 1/4/10)	32 by Jene Morris of San Diego State (11/26/09)
Field Goals Made	9, twice (MR: by Lindsay Schrader vs. South Florida, 1/12/10)	12 by Jene Morris of San Diego State (11/26/09)
Field Goal Attempts	16, three times (MR: by Melissa Lechlitner at Purdue, 1/4/10)	25 by Jene Morris of San Diego State (11/26/09)
Highest FG Percentage (min. 5 made)	.833 (5-6), twice (MR: by Lindsay Schrader at Louisville, 1/19/10)	.750 (9-12) by Tina Charles of Connecticut (1/16/10)
3-Point Field Goals Made	4, twice (MR: by Melissa Lechlitner at Purdue, 1/4/10)	6 by Anne Boese of IPFW (12/8/09)
3-Point Field Goal Attempts	8 by Ashley Barlow at Louisville (1/19/10)	9 by Rekevia Brown of Arkansas-Pine Bluff (11/15/09)
3-Point FG Percentage (min. 2 made)	1.000 (2-2), twice (MR: by Melissa Lechlitner at Louisville, 1/19/10)	1.000 (2-2) by Kyle Dougherty of Villanova (1/9/10)
Free Throws Made	8 by Skylar Diggins vs. Iona (11/22/09)	7, three times (MR: by Monique Reid of Louisville, 1/19/10)
Free Throw Attempts	10, three times (MR: by Lindsay Schrader vs. Vanderbilt, 12/31/09)	10 by Monique Reid of Louisville (1/19/10)
Free Throw Percentage (min. 3 made)	1.000 (6-6) by Natalie Novosel vs. Charlotte (12/20/09)	1.000 (7-7) by Jodi Howell of Purdue (1/4/10)
Rebounds	14, twice (MR: by Lindsay Schrader vs. Vanderbilt, 12/31/09)	13 by Tina Charles of Connecticut (1/16/10)
Assists	7, twice (MR: by Becca Bruszewski at Louisville, 1/19/10)	8, twice (MR: by Tiffany Hayes of Connecticut, 1/16/10)
Steals	6 by Brittany Mallory vs. Arkansas-Pine Bluff (11/15/09)	6, twice (MR: by Jene Morris of San Diego State, 11/26/09)
Blocked Shots	4 by Devereaux Peters vs. Vanderbilt (12/31/09)	4 by Allyssa DeHaan of Michigan State (11/19/09)
Turnovers	7 by Natalie Novosel vs. Arkansas-Pine Bluff (11/15/09)	9 by Shannon McCallum of Charlotte (12/20/09)
Minutes Played	38 by Melissa Lechlitner at Purdue (1/4/10)	40, twice (MR: by Jence Rhoads of Vanderbilt, 12/31/09)

**2009-10 Notre Dame Game-By-Game Team Statistics**

Date	Opponent	W/L	Score	Overall		3-Point		FT-A		Rebs.		PF-DQ	A	TO	B	S	1 - 2	Tot
				FG-A	Pct.	FG-A	Pct.	Pct.	Pct.	Off-Def-Tot								
N15	NOTRE DAME ARK.-PINE BLUFF	hW	102-57	42-79	.532	5-16	.313	13-25	.520	25-33-58	16-0	31	27	2	21	58-44	102	
N19	NOTRE DAME at Michigan State (21/21)	aW	68-67	22-65	.338	5-16	.313	19-25	.760	15-29-44	20-0	12	17	6	9	41-27	68	
N22	NOTRE DAME IONA	hW	80-45	28-66	.424	8-20	.400	16-24	.667	16-25-41	18-0	21	15	2	21	38-42	80	
N26	NOTRE DAME vs. San Diego State (23/24)	n1W	84-79	32-63	.508	3-11	.273	17-32	.531	13-27-40	19-0	18	20	4	13	44-40	84	
N27	NOTRE DAME vs. South Carolina	n1W	78-55	31-66	.470	5-18	.278	11-20	.550	16-25-41	20-0	13	11	4	9	44-34	78	
N28	NOTRE DAME vs. Oklahoma (20/17)	n1W	81-71	30-67	.448	8-19	.421	13-17	.765	12-29-41	18-0	17	19	2	9	41-40	81	
D2	NOTRE DAME EASTERN MICHIGAN	hW	69-59	25-62	.403	4-15	.267	15-20	.750	9-34-43	20-1	17	19	4	11	35-34	69	
D8	NOTRE DAME IPFW	hW	96-60	37-64	.578	6-11	.545	16-25	.640	12-27-39	17-0	25	20	5	22	41-55	96	
D12	NOTRE DAME VALPARAISO	hW	88-47	28-57	.491	8-18	.444	24-35	.686	15-31-46	18-0	23	22	4	17	45-43	88	
D20	NOTRE DAME CHARLOTTE	hW	90-31	29-66	.439	8-20	.400	24-27	.889	19-30-49	14-0	20	26	3	24	43-47	90	
D29	NOTRE DAME at UCF	aW	85-52	31-61	.508	1-9	.111	22-34	.647	13-20-33	17-0	14	17	5	21	44-41	85	
D31	NOTRE DAME VANDERBILT (18/16)	hW	74-69	27-72	.375	7-17	.412	13-24	.542	26-30-56	17-0	19	16	10	7	40-34	74	
J4	NOTRE DAME at Purdue	aW	79-75	26-66	.394	8-21	.381	19-23	.826	16-20-36	18-0	18	9	5	10	36-43	79	
J9	• NOTRE DAME VILLANOVA	hW	81-46	32-61	.525	4-7	.571	13-16	.813	7-18-25	7-0	18	9	0	19	43-38	81	
J12	• NOTRE DAME SOUTH FLORIDA	hW	81-64	33-72	.458	4-14	.286	11-17	.647	20-27-47	16-0	25	14	2	9	37-44	81	
J16	• NOTRE DAME at Connecticut (1/1)	aL	46-70	18-67	.269	3-19	.158	7-12	.583	20-19-39	17-0	7	19	1	13	19-27	46	
J19	• NOTRE DAME at Louisville	aW	78-60	29-58	.500	6-15	.400	14-17	.824	11-22-33	18-0	17	15	3	7	37-41	78	
				23-51	.451	3-7	.429	11-17	.647	9-20-29	19-1	9	20	0	3	37-23	60	

• = BIG EAST Conference game // n1 = Paradise Jam (St. Thomas, U.S. Virgin Islands)



Miscellaneous Notre Dame Statistics

LEADING SCORER

Skylar Diggins	6
Lindsay Schrader	3 (23)
Becca Bruszewski	2 (7)
Ashley Barlow	2 (25)
Melissa Lechlitner	2 (8)
Brittany Mallory	2 (3)
Devereaux Peters	1 (1)

LEADING REBOUNDER

Lindsay Schrader	9 (49)
Ashley Barlow	4 (24)
Becca Bruszewski	2 (5)
Devereaux Peters	2 (8)
Brittany Mallory	1 (2)
Natalie Novosel	1 (1)
Kaila Turner	1

LEADER IN ASSISTS

Melissa Lechlitner	6 (39)
Brittany Mallory	4 (6)
Lindsay Schrader	4 (22)
Natalie Novosel	3 (5)
Ashley Barlow	2 (24)
Skylar Diggins	2
Becca Bruszewski	1 (5)

GAMES STARTED

Ashley Barlow	17 (80)
Melissa Lechlitner	17 (49)
Lindsay Schrader	17 (108)
Becca Bruszewski	16 (47)
Skylar Diggins	13
Natalie Novosel	4 (4)
Erica Williamson	1 (52)

CHARGES TAKEN

Opponents	18
Notre Dame	24

Becca Bruszewski	9 (11)
Lindsay Schrader	4 (5)
Erica Williamson	3 (15)
Ashley Barlow	2 (5)
Brittany Mallory	2 (2)
Natalie Novosel	2 (3)
Skylar Diggins	1
Devereaux Peters	1 (1)

20-POINT SCORING GAMES

Opponents	9
Notre Dame	4

Skylar Diggins	2
Melissa Lechlitner	1 (1)
Brittany Mallory	1 (1)

30-POINT SCORING GAMES

Opponents	1
Notre Dame	0

TECHNICAL FOULS

Opponents	1
Notre Dame	1

Team (administrative)	1
-----------------------	---

FOUR-POINT PLAYS

Opponents	0
Notre Dame	1

Becca Bruszewski	1
------------------	---

THREE-POINT PLAYS

Opponents	21
Notre Dame	21

Ashley Barlow	5
Skylar Diggins	4
Erica Solomon	3
Brittany Mallory	2
Natalie Novosel	2
Lindsay Schrader	2
Becca Bruszewski	1
Kaila Turner	1
Erica Williamson	1

ND'S FIRST SUBSTITUTION

Brittany Mallory	8
Devereaux Peters	6
Skylar Diggins	4
Erica Williamson	2
Natalie Novosel	1
Erica Solomon	1

BENCH POINTS

Opponents	246 (14.5 ppg.)
Notre Dame	499 (29.4 ppg.)

SHOT CLOCK VIOLATIONS

Opponents	13
Notre Dame	6

JUMP BALLS CONTROLLED

Opponents	12
Notre Dame	5

Becca Bruszewski	4/16 (.250)
Erica Williamson	1/1 (1.000)

FIRST SCORE

Opponents	7
Notre Dame	10

Becca Bruszewski	4
Ashley Barlow	2
Melissa Lechlitner	2
Skylar Diggins	1
Natalie Novosel	1

RUNS OF 10-0 OR BETTER

Opponents	6
Notre Dame	20

LARGEST HALFTIME LEAD

29, 43-14 vs. Charlotte (12/20/09)

LARGEST HALFTIME DEFICIT

23, 42-19 at Connecticut (1/16/10)

LARGEST ND LEAD

59, 90-31 vs. Charlotte (12/20/09)

LARGEST ND DEFICIT

28, twice (52-24, 59-31 at Connecticut, 1/16/10)

LARGEST ND WIN

59, 90-31 vs. Charlotte (12/20/09)

LARGEST ND DEFEAT

24, 70-46 at Connecticut (1/16/10)

MOST CONSECUTIVE ND PTS

20 vs. Oklahoma (11/28/09)

MOST CONSECUTIVE OPP PTS

15 by Connecticut (1/16/10)

LONGEST WINNING STREAK

15 (11/15 - 1/12)

LONGEST LOSING STREAK

1 (1/16)

LARGEST HOME CROWD

9,149 (sellout) vs. Vanderbilt (12/31/09)

LARGEST ROAD CROWD

10,453 at Purdue (1/4/10)

LARGEST NEUTRAL CROWD

711 vs. Oklahoma (St. Thomas, U.S.V.I.) (11/28/09)

NOTE: totals may not add up to games played due to ties ... figures in parentheses by player totals are career totals (charges taken first tracked in '08-09)

Double-Figure Points

	2009-10	Career
Ashley Barlow	11	69
Becca Bruszewski	6	29
Skylar Diggins	12	12
Melissa Lechlitner	6	39
Brittany Mallory	5	14
Fraderica Miller	1	1
Natalie Novosel	4	13
Devereaux Peters	1	16
Lindsay Schrader	11	67
Erica Solomon	-	7
Kaila Turner	1	1
Erica Williamson	3	21

Double-Figure Rebounds/Assists

	2009-10	Career
Ashley Barlow	1	6
Becca Bruszewski	1	2
Devereaux Peters	-	1
Lindsay Schrader	4	19
Erica Solomon	-	1
Erica Williamson	-	6

5-5-5 Games (aka "Stat Sheet Stuffers")

	2009-10	Career
Ashley Barlow	2	9
Becca Bruszewski	1	1
Skylar Diggins	2	1
Melissa Lechlitner	-	4
Brittany Mallory	3	3
Natalie Novosel	1	1
Devereaux Peters	-	2
Lindsay Schrader	-	3
Erica Williamson	-	2

NOTE: At least 5 in three of five statistical categories (points, rebounds, assists, steals or blocks)

Double-Doubles

	2009-10	Career
Ashley Barlow	-	4
Becca Bruszewski	1	2
19 pts/10 reb vs. Ark.-Pine Bluff, 11/15		
Devereaux Peters	-	1
Lindsay Schrader	4	15
12 pts/14 reb at Michigan State, 11/19		
18 pts/14 reb vs. Vanderbilt, 12/31		
18 pts/13 reb vs. South Florida, 1/12		
12 pts/10 reb at Louisville, 1/19		
Erica Williamson	-	4

Clutch Free Throws (final 5 min. + OT)

	FT-FTA	Pct.
Becca Bruszewski	1-1	1.000
Alena Christiansen	2-2	1.000
Devereaux Peters	2-2	1.000
Skylar Diggins	11-12	.917
Erica Solomon	6-7	.857
Kaila Turner	3-4	.750
Natalie Novosel	5-7	.714
Ashley Barlow	7-10	.700
Melissa Lechlitner	4-6	.667
Lindsay Schrader	10-15	.667
Brittany Mallory	8-14	.571
Erica Williamson	9-19	.474
Fraderica Miller	1-5	.200
'09-10 Team Totals	69-105	.657



The Last Time Notre Dame...

SCORING

Player scored 25 points: Lindsay Schrader (26) at South Florida, 2/17/09
Player scored 30 points: see 35 points
Player scored 35 points: Charel Allen (35) vs. Oklahoma, 3/25/08 (@ West Lafayette, Ind.)
Player scored 40 points: Ruth Riley (41) at Providence, 1/30/99
Two players scored 20 points: Lindsay Schrader (23) and Becca Bruszewski (20) vs. Syracuse, 2/24/09
Three players scored 20 points: Danielle Green (28), Sheila McMillen (26), Ruth Riley (23) vs. West Virginia, 1/7/99
Two players scored 25 points: Alicia Ratay (26) and Ruth Riley (26) at Rutgers, 2/19/00
Player scored 25 points/3 consecutive games: Charel Allen (25 vs. DePaul, 2/11/07; 25 at Villanova, 2/13/07; 26 at Providence, 2/17/07)
None in double figures: at Seton Hall, 2/8/04
One in double figures: Ashley Barlow (11) at Villanova, 1/24/09
Six in double figures: see eight in double figures
Seven in double figures: see eight in double figures
Eight in double figures: Becca Bruszewski (19), Ashley Barlow (15), Skylar Diggins (14), Fraderica Miller (11), Lindsay Schrader (11), Brittany Mallory (10) and Natalie Novosel (10) vs. Arkansas-Pine Bluff, 11/15/09
ND scored 50 points/half: see 55 points
ND scored 55 points/half: 55 (2nd half) vs. IPFW, 12/8/09
ND scored 60 points/half: 61 (1st half) vs. Cleveland State, 11/26/02
ND scored 100 points/BIG EAST game: 104 at Georgetown, 1/19/08
ND scored 100 points/non-BIG EAST game: see 100 points/home game
ND scored 100 points/home game: 102 vs. Arkansas-Pine Bluff, 11/15/09
ND scored fewer than 15 points/half: 11 (1st half) at West Virginia, 1/13/08
ND scored fewer than 20 points/half: 19 (1st half) at Connecticut, 1/16/10
ND scored fewer than 50 points/game: 46 at Connecticut, 1/16/10

FIELD GOAL SHOOTING

Player made every shot from the field (min. 7): Crystal Erwin (9-9) vs. Washington, 12/11/04
ND shot 55 percent/game: 57.8 (37-64) vs. IPFW, 12/8/09
ND shot 55 percent/consecutive games: 64.6 (42-65) at Boston College, 11/23/08; and 56.1 (32-57) vs. Georgia Southern, 11/25/08
ND shot 60 percent/game: 64.6 (42-65) at Boston College, 11/23/08
ND shot 65 percent/game: 68.0 (34-50) vs. Boston College, 2/12/97
ND shot 70 percent/game: 70.2 (40-57) vs. Xavier, 2/9/85
ND shot below 25 percent/game: 24.5 (13-53) at West Virginia, 1/13/08
ND shot below 30 percent/game: 26.9 (18-67) at Connecticut, 1/16/10
ND shot below 35 percent/game: see 30 percent/game
ND shot below 35 percent/game and won: 33.8 (22-65) at Michigan State, 11/19/09
ND shot 55 percent/half: 58.8 (20-34), 1st half vs. Villanova, 1/9/10
ND shot 60 percent/half: see 65 percent/half
ND shot 65 percent/half: 66.7 (18-27), 2nd half vs. Georgetown, 1/10/09
ND shot 70 percent/half: 71.0 (22-31), 2nd half at Boston College, 11/23/08
ND shot 55 percent/both halves: 57.1 (16-28) and 58.3 (21-36) vs. IPFW, 12/8/09
ND shot below 25 percent/half: 22.9 (8-35), 1st half at Connecticut, 1/16/10
ND shot below 30 percent/half: see 25 percent/half

THREE-POINT SHOOTING

Player made 4 three-pointers/half: Skylar Diggins (1st half) vs. Oklahoma, 11/28/09 (@ St. Thomas, U.S. Virgin Islands)
Player made 5 three-pointers/half: Kellie Watson (1st half) vs. Michigan State, 11/29/08
Player made 5 three-pointers: see 6 three-pointers
Player made 6 three-pointers: Kellie Watson vs. Michigan State, 11/29/08
Player made 7 three-pointers: Alicia Ratay at Providence, 2/16/03
Player made 8 three-pointers: Sheila McMillen vs. St. John's, 2/28/98 (@ Piscataway, N.J.)
Player attempted 10 three-pointers: 10 by Megan Duffy vs. Tennessee, 12/31/05
ND made 10 three-pointers: 10 vs. Syracuse, 3/3/02 (@ Piscataway, N.J.)
ND did not make a three-pointer: at Seton Hall, 1/3/09
ND attempted 20 three-pointers: 21 at Purdue, 1/4/10
ND shot 60 percent 3FG (min. 5 att.): 87.5 (7-8) at Boston College, 11/23/08

FREE THROW SHOOTING

Player made 10 for 10 or better: 12-12 by Charel Allen vs. Oklahoma, 3/25/08 (@ West Lafayette, Ind.)
ND shot 90 percent (min. 10 att.): 91.7 (11-12) vs. Evansville, 11/19/08
ND shot below 50 percent (min. 10 att.): 33.3 (4-12) vs. Cincinnati, 1/31/09
ND made 30 free throws: 30 (attempted 35) at South Florida, 2/17/09
ND made fewer than five FTs: 4 vs. Cincinnati, 1/31/09
ND attempted 40 free throws: 40 (made 25) at Eastern Michigan, 12/2/08
ND attempted fewer than 5 FTs: 3 (made 2) vs. Santa Clara, 3/21/91 (@ Amarillo, Texas)

REBOUNDS

Player had 15 rebounds: Lindsay Schrader (15) vs. Cincinnati, 1/31/09
Player had 20 rebounds: Heidi Bunek (20) at DePaul, 1/20/88
Two players had double-figure rebounds: Lindsay Schrader (13) and Ashley Barlow (11) vs. South Florida, 1/12/10
Three players had double-figure rebounds: Katryna Gaither (14), Beth Morgan (11) and Carey Poor (10) at Michigan State, 12/21/95
ND had 60 rebounds: 60 at Eastern Michigan, 12/2/08
ND had 25 offensive rebounds: 26 vs. Vanderbilt, 12/31/09

DOUBLE-DOUBLES

Points & rebounds: Lindsay Schrader (12/10) at Louisville, 1/19/10

Points & rebounds/consecutive games: Lindsay Schrader (14/11) vs. West Virginia, 3/2/09; (16/11) vs. St. John's, 3/7/09 (@ Hartford, Conn.)

Points & rebounds/3 consecutive games: Jacqueline Batteast (17/11) vs. Missouri State, 3/21/04; (27/12) vs. Middle Tennessee, 3/23/04; (22/12) vs. Penn State, 3/27/04 (@ Hartford, Conn.)

Points & rebounds/4 consecutive games: Jacqueline Batteast (14/11) vs. Virginia Tech, 1/10/04; (23/11) vs. Connecticut, 1/13/04; (22/10) at West Virginia, 1/17/04; (12/10) at Syracuse, 1/21/04

Points & rebounds/5 consecutive games: Jacqueline Batteast (20/10) vs. Western Michigan, 12/12/01; (11/12) vs. Marquette, 12/22/01; (23/10) at Rice, 12/28/01; (25/14) vs. DePaul, 12/31/01; (12/13) at Miami (Fla.), 1/2/02

Points & assists: Megan Duffy (12/10) vs. West Virginia, 2/26/05

Points & assists/consecutive games: Niele Ivey (12/10) at Valparaiso, 11/17/00; (14/11) vs. Arizona, 11/20/00

Two players had double-doubles: Ashley Barlow (20p/12r) and Charel Allen (14p/11r) vs. SMU, 3/23/08 (@ West Lafayette, Ind.)

Three players had double-doubles: Crystal Erwin (14p/10r), Megan Duffy (14p/10a) and Jacqueline Batteast (10p/10r) vs. St. John's, 1/26/05

15 points and 15 rebounds: Lindsay Schrader (19/15) vs. Cincinnati, 1/31/09

20 points and 10 rebounds: Lindsay Schrader (26/11) at South Florida, 2/17/09

20 points and 20 rebounds: Heidi Bunek (25/20) at DePaul, 1/20/88

TRIPLE-DOUBLES

Points, rebounds, assists: Sara Liebscher (17p/12r/10a) vs. Detroit, 2/15/90

Points, assists, steals: Mary Gavin (11p/14a/10s) vs. Marquette, 1/31/87

ASSISTS

Player had 10 assists: Megan Duffy vs. West Virginia, 2/26/05

Player had 10 assists/consecutive games: Megan Duffy (11 vs. Rutgers, 1/23/05; 10 vs. St. John's, 1/26/05)

Player had 15 assists: Mary Gavin (17) at Marquette, 2/28/87

ND had 30 assists: 31 vs. Arkansas-Pine Bluff, 11/15/09

ND had fewer than 10 assists: 7 at Connecticut, 1/16/10

ND had fewer than 5 assists: 3 vs. Villanova, 3/8/09 (@ Hartford, Conn.)

BLOCKED SHOTS

Player blocked 5 shots: Erica Williamson vs. Syracuse, 2/24/09

Player blocked 6 shots: Teresa Borton vs. Michigan State, 12/2/04

Player blocked 10 shots: Amanda Barksdale (11) vs. Boston College, 2/10/02

ND blocked 10 shots: 10 vs. Vanderbilt, 12/31/09

ND blocked 15 shots: 16 vs. Boston College, 2/10/02

ND blocked 0 shots: vs. Villanova, 1/9/10

STEALS

Player had 8 steals: Ashley Barlow vs. Cincinnati, 1/31/09

ND had 20 steals: 21 at UCF, 12/29/09

TURNOVERS

ND committed 25 or more: see 25 or more and won

ND committed 25 or more and won: 26 vs. Charlotte, 12/20/09

ND committed 30 or more: 30 at Colorado, 11/15/03

ND committed fewer than 10: 9 vs. Villanova, 1/9/10

ND committed 10 or fewer/consecutive games: 9 at Purdue, 1/4/10; 9 vs. Villanova, 1/9/10

ND committed fewer than 5: 3 at Maryland, 11/16/07

MISCELLANEOUS

Led ND in points/rebounds/assists: Lindsay Schrader (16p/11r/5a) vs. St. John's, 3/7/09 (@ Hartford, Conn.)

Hit "last second" game-winning shot: Charel Allen (jumper/0:00.8 OT) at Bowling Green, 12/5/07

Four-point play: Becca Bruszewski (FG + 2 intentional foul FT) (6:08, 1st half) vs. IPFW, 12/8/09

Made shot from midcourt or beyond: Breona Gray (48 feet at 0:00, 1st half) at Seton Hall, 1/2/07

Played every minute: Melissa Lechlitner vs. St. John's, 1/17/09

Played more than 40 minutes: 41 by Charel Allen vs. Oklahoma, 3/25/08 (@ West Lafayette, Ind.)

ND rallied from a 10-point deficit to win: trailed at Louisville, 21-33 with 5:29 left in 1st half and won, 78-60, 1/19/10

ND rallied from a 15-point deficit to win: trailed at Vanderbilt, 28-46 with 15:56 to play and won, 59-57, 12/30/08

ND scored 20 straight points: 20-0 run vs. Oklahoma, 11/28/09 (@ St. Thomas, U.S. Virgin Islands)

ND scored 25 straight points: 27-0 run vs. Georgia Southern, 11/25/08

OVERTIME

ND played an OT game: at Michigan (L, 59-63), 12/10/08

ND played two overtimes: at UCLA (W, 93-91), 11/30/97

ND won an OT game: vs. Oklahoma (79-75), 3/25/08 (@ West Lafayette, Ind.)

ND won an OT game at home: vs. Bowling Green (85-81), 11/13/06

ND won an OT game on the road: at Bowling Green (86-84), 12/5/07

ND lost an OT game: see played an OT game

RANKINGS

Played the No. 1 team in the AP poll: lost at Connecticut (70-46), 1/16/10

Played the No. 1 team in the ESPN/USA Today/WBCA poll: see played No. 1 team in AP poll

Defeated top-10 opponent: vs. #10/9 Purdue (67-58), 12/6/06

Defeated top-10 opponent on the road: at #9/10 Connecticut (65-59), 1/30/05

Defeated top-10 opponent by double digits: vs. #6/7 Rutgers (63-47), 1/23/05





The Last Time An Opponent...

SCORING

Player scored 25 points: Danielle Robinson (26), Oklahoma, 11/28/09 (@ St. Thomas, U.S. Virgin Islands)

Player scored 30 points: Jene Morris (32), San Diego State, 11/26/09 (@ St. Thomas, U.S. Virgin Islands)

Player scored 35 points: Angela Simpson (37), Northwestern State, 3/24/95 (@ Amarillo, Texas)

Two players scored 20 points: Tina Charles (23) and Maya Moore (20) at Connecticut, 1/16/10

Three players scored 20 points: Angela Simpson (37), Bridgette Williams (24) and Stephanie Shaw (22), Northwestern State, 3/24/95 (@ Amarillo, Texas)

Two players scored 25 points: Jene Morris (32) and Quenese Davis (25), San Diego State, 11/26/09 (@ St. Thomas, U.S. Virgin Islands)

None in double figures: Georgia Southern, 11/25/08 (three with eight points)

One in double figures: Maria Getty (10), Villanova, 1/9/10

Five in double figures: Janae Stokes (16), Jazmine Sepulveda (15), Porche Grant (14), Jessica Lawson (12) and Shantia Grace (11) at South Florida, 2/17/09

Six in double figures: Jannon Roland (21), Danielle McCulley (14), Jennifer Jacoby (12), Stacey Lovelace (12), Nicole Erickson (11) and Shannon Lindsey (11), Purdue, 11/30/94

Scored 50 points/half: 50 (2nd half), San Diego State, 11/26/09 (@ St. Thomas, U.S. Virgin Islands)

Scored 55 points/half: see 60 points/half

Scored 60 points/half: 63 (2nd half), Northwestern State, 3/24/95 (@ Amarillo, Texas)

Scored 100 points/BIG EAST game: 106, Connecticut, 12/8/98

Scored 100 points/non-BIG EAST game: 103, Northwestern State, 3/24/95 (@ Amarillo, Texas)

Scored fewer than 15 points/half: 14 (1st half), Charlotte, 12/20/09

Scored fewer than 20 points/half: 17 (2nd half), Charlotte, 12/20/09

Scored fewer than 40 points/game: 31, Charlotte, 12/20/09

FIELD GOAL SHOOTING

Shot 50 percent/game: see 60 percent/game

Shot 55 percent/game: see 60 percent/game

Shot 60 percent/game: 60.0 (30-50), DePaul, 1/22/08

Shot below 25 percent/game: 24.5 (13-53), Charlotte, 12/20/09

Shot below 30 percent/game: see below 25 percent/game

Shot 50 percent/half: 51.9 (14-27), 1st half at Louisville, 1/19/10

Shot 55 percent/half: 55.6 (15-27), 1st half at Purdue, 1/4/10

Shot 60 percent/half: 62.5 (15-24), 2nd half by Minnesota, 3/22/09

Shot 50 percent/both halves: 53.8 (14-26) and 56.0 (14-25) at Marquette, 1/23/07

Shot below 20 percent/half: 19.2 (5-26), 2nd half by South Carolina, 11/27/09 (@ St. Thomas, U.S. Virgin Islands)

Shot below 25 percent/half: 24.0 (6-25), 1st half by Charlotte, 12/20/09

Shot below 30 percent/half: 25.0 (7-28), 2nd half by Charlotte, 12/20/09

Shot below 30 percent/both halves: 24.0 (6-25) and 25.0 (7-28) by Charlotte, 12/20/09

THREE-POINT SHOOTING

Player made 5 three-pointers: see 6 three-pointers

Player made 6 three-pointers: Anne Boese, IPFW, 12/8/09

Player made 7 three-pointers: Angie Bjorklund, Tennessee, 1/5/08

Player attempted 10 three-pointers: Janae Stokes (14) and Jazmine Sepulveda (10) at South Florida, 2/17/09

Made 10 three-pointers: 11 by IPFW, 12/8/09

Did not make a three-pointer: 0 at LSU, 11/16/08

Shot 50 percent 3FG (min. 5 att.): 50.0 (11-22) by IPFW, 12/8/09

Shot 60 percent 3FG (min. 5 att.): 69.2 (9-13) by Marquette, 2/13/08

FREE THROW SHOOTING

Player made 10 free throws: Epiphany Prince (12), Rutgers, 1/27/09

Player made 15 free throws: Nok Duany (15) at Georgetown, 2/23/02

Player attempted 15 free throws: Candace Parker (17), Tennessee, 3/30/08 (@ Oklahoma City, Okla.)

Player made 10 for 10 or better: Epiphany Prince (12-12), Rutgers, 1/27/09

Shot 90 percent (min. 10 att.): 91.7 (11-12) by Valparaiso, 12/12/09

Shot below 50 percent (min. 10 att.): 33.3 (4-12) by Charlotte, 12/20/09

Made 30 free throws: 32 (attempted 37) by Illinois, 11/24/98

Made fewer than five FTs: 1 (attempted 2) by Villanova, 1/9/10

Attempted 40 free throws: 45 (made 28) at South Florida, 1/13/07

Attempted fewer than 5 FTs: 2 (made 1) by Villanova, 1/9/10

REBOUNDS

Player had 15 rebounds: Shayla Scott (18) at Pittsburgh, 2/3/09

Player had 20 rebounds: Wendy Scholtens (20) at Vanderbilt, 1/8/89

Two players had double-figure rebounds: Tina Charles (13) and Maya Moore (11) at Connecticut, 1/16/10

Three players had double-figure rebounds: Aurora Adams (16), Brenda McCunn (11) and Paula Langseth (10), Hawaii, 3/22/81 (@ Anchorage, Alaska)

Had 50 rebounds: 56 by Pittsburgh, 2/10/08

Out-rebounded ND by 10 or more: 13 by Minnesota, 3/22/09 (UM 45, ND 32)

DOUBLE-DOUBLES

Points & rebounds: Tina Charles (23/13) and Maya Moore (20/11) at Connecticut, 1/16/10

Points & assists: Liad Suez-Karni (14/10), Villanova, 2/7/06

Two players had double-doubles: Tina Charles (23p/13r) and Maya Moore (20p/11r) at Connecticut, 1/16/10

Three players had double-doubles: Mary Raese (24p/10r), Mary Westerwelle (11p/10r) and Netra McGrew (10p/10a), Idaho, 3/21/86 (@ Amarillo, Texas)

15 points and 15 rebounds: Courtney Paris (24/16), Oklahoma, 3/25/08 (@ West Lafayette, Ind.)
20 points and 10 rebounds: Tina Charles (23/13) and Maya Moore (20/11) at Connecticut, 1/16/10
20 points and 20 rebounds: Wendy Scholtens (29/20) at Vanderbilt, 1/8/89

TRIPLE-DOUBLES

Points, rebounds, assists: Liad Suez-Karni (14p/10r/10a), Villanova, 2/7/06
Points, rebounds, steals: Diana Vines (23p/11r/12s) at DePaul, 1/24/89

ASSISTS

Player had 10 assists: Ketia Swanier (11), Connecticut, 1/27/08

Player had 15 assists: Veronica Pettry (16) at Loyola-Chicago, 2/18/89

Had 25 assists: 27, Connecticut, 3/2/99 (@ Piscataway, N.J.)

Had 30 assists: 30 at Loyola-Chicago, 2/18/89

Had fewer than 10 assists: 9 at Louisville, 1/19/10

BLOCKED SHOTS

Player blocked 5 shots: Courtney Paris (5), Oklahoma, 3/25/08 (@ West Lafayette, Ind.)

Blocked 10 shots: see blocked 15 shots

Blocked 15 shots: 16 at Connecticut, 1/27/07

Blocked 0 shots: 0, at Louisville, 1/19/10

STEALS

Player had 5 steals: Jene Morris (6), San Diego State, 11/26/08 (@ St. Thomas, U.S. Virgin Islands)
Player had 7 steals: Angel McCoughtry (8), Louisville, 2/11/09

Player had 10 steals: Katie Smrcka-Duffy (10), Georgetown, 1/29/00

Had 15 steals: 17, Arkansas-Pine Bluff, 11/15/09

Had 20 steals: 24, Georgetown, 1/29/00

TURNOVERS

Player committed 10 turnovers: Chanivia Broussard (13) and Yalonda McCormick (10), Miami (Fla.), 2/25/04

Committed 20 turnovers or more and won: 20 at Marquette, 1/13/09

Committed 25 turnovers or more: 34, Villanova, 1/9/10

Committed 30 turnovers or more: see 25 turnovers or more

Committed 35 turnovers or more: 36 at UCF, 12/29/09

Committed 40 turnovers or more: 43, Charlotte, 12/20/09

Committed 5 turnovers or fewer: 5 at Villanova, 1/25/03

Committed 10 turnovers or fewer: 9 at Connecticut, 2/22/09

MISCELLANEOUS

Led team in points/rebounds/assists: Angel Robinson (19p/9r/6a) at Marquette, 1/13/09

Hit "last second" game-winning shot: Mimi Riley (jumper/0:00.4) at Villanova, 1/12/02

Played every minute: Jence Rhoads, Vanderbilt, 12/31/09

Played more than 40 minutes: Jessica Minnfield (45) at Michigan, 12/10/08

Rallied from a 10-point deficit to win: Villanova, 3/8/09 (ND led 15-5 with 9:18 left in 1st half, UV won 58-47) (@ Hartford, Conn.)

Led ND by 10 or more at halftime: 23 at Connecticut (42-19), 1/16/10

Led ND by 15 or more at halftime: see 10 or more

Led ND by 25 or more points: 28 by Connecticut (59-31 at 8:15 of 2nd half), 1/16/10

SCORING MARGINS — The Last Time...

ND won by 30-plus points: 35 — at ND 81, Villanova 46, 1/9/10

ND won by 30-plus points on the road: 33 — ND 85, at UCF 52, 12/29/09

ND won by 40-plus points: see 50

ND won by 50-plus points: 59 — at ND 90, Charlotte 31, 12/20/09

ND won by 60-plus points: 78 — ND 113, Liberty 35, 11/24/89 (@ Orlando, Fla.)

ND lost by 10-19 points: 11 — Villanova 58, ND 47, 3/8/09 (@ Hartford, Conn.)

ND lost by 10-19 points at home: 10 — Rutgers 78, at ND 68, 1/27/09

ND lost by 20-29 points: 24 — at Connecticut 70, ND 46, 1/16/10

ND lost by 20-29 points at home: 24 — Tennessee 87, at ND 63, 1/5/08

ND lost by 30-plus points: 39 — at Tennessee 89, ND 50, 3/17/02

**2009-10 Notre Dame Women's Basketball Box Scores****GAME 1** #4/7 Notre Dame 102, Ark.-Pine Bluff 57
November 15, 2009
Purcell Pavilion (Notre Dame, Ind.)**Arkansas-Pine Bluff (57)**

Player	min	fg-a	3fg-a	ft-a	reb	ast	pf	tp
Holmes	35	4-14	2-5	4-9	5	2	3	14
Smith	17	2-6	0-0	0-0	6	0	1	4
Okwumabua	21	1-4	0-0	0-0	5	3	3	2
Slaton	35	2-8	0-2	2-2	3	5	2	6
Brown	31	4-9	4-9	0-0	4	1	3	12
Hammond	7	0-3	0-2	0-0	0	0	3	0
Blanks	6	0-3	0-1	0-0	0	0	1	0
Walker	1	0-0	0-0	0-0	0	0	1	0
Vaughn	2	0-0	0-0	0-0	0	0	0	0
Jackson	23	3-8	0-2	0-2	5	3	2	6
Cooper	0+	0-1	0-0	0-0	0	0	0	0
Abrams	21	5-12	0-2	3-3	3	0	2	13
Gentry	1	0-0	0-0	0-0	0	0	0	0
Team					7			
Totals	200	21-68	6-23	9-16	38	14	21	57

Notre Dame (102)

Player	min	fg-a	3fg-a	ft-a	reb	ast	pf	tp
Bruszewski	22	8-14	0-1	3-4	10	2	1	19
Barlow	16	5-8	2-3	3-3	5	2	3	15
Novosel	24	4-8	0-1	2-4	4	6	3	10
Lechlitner	23	0-6	0-1	0-0	4	6	0	0
Schrader	21	5-7	0-0	1-5	2	2	0	11
Diggins	23	6-10	1-2	1-3	8	5	1	14
Watson	13	0-3	0-3	0-0	1	1	2	0
Miller	20	5-8	0-0	1-2	7	2	3	11
Turner	11	1-2	0-1	0-0	1	2	0	2
Mallory	19	4-7	2-4	0-0	6	3	1	10
Williamson	8	4-6	0-0	2-4	5	0	2	10
Team					5			
Totals	200	42-79	5-16	13-25	58	31	16	102

Ark.-Pine Bluff 34 23 - 57
Notre Dame 58 44 - 102

FG Pct: Arkansas-Pine Bluff 30.9, Notre Dame 53.2. **3-PT FG Pct:** Arkansas-Pine Bluff 26.1, Notre Dame 31.3. **FT Pct:** Arkansas-Pine Bluff 56.3, Notre Dame 52.0. **Turnovers:** Arkansas-Pine Bluff 33, Notre Dame 27. **Blocked Shots:** Arkansas-Pine Bluff 4 (Abrams 2), Notre Dame 2. **Steals:** Arkansas-Pine Bluff 17 (Slaton 6), Notre Dame 21 (Mallory 6). **Attendance:** 9,080.

NOTES: Notre Dame had a school-record eight players score in double figures, eclipsing the old standard of seven double-digit scorers that was first set on Feb. 6, 1997 vs. Syracuse (90-73 win at the Joyce Center) and matched on Jan. 19, 2008, in a 104-86 win at Georgetown. ... Notre Dame improves to 25-8 (.758) all-time in season openers, including a 20-3 (.870) record in the Muffet McGraw era (1987-88 to present) and an active 15-game winning streak that mirrors the program's membership in the BIG EAST (1995-96 to present). ... The Irish also raise their record in home openers to 25-8 (.759), with a 19-4 (.826) mark in the McGraw era. ... Arkansas-Pine Bluff was the 179th different opponent in the 33-year history of Notre Dame women's basketball, with the Irish moving to 40-5 (.889) against new opponents since joining the BIG EAST, and a 20-1 (.952) record since 2000-01 and a current 15-game winning streak. ... Notre Dame now has won 18 consecutive home games vs. first-time opponents. ... The Irish topped the 100-point mark for the 13th time in school history, and the third time in less than two calendar years (104-86 at Georgetown on Jan. 19, 2008; 102-54 at Boston College on Nov. 23, 2008). ... Notre Dame hits the century mark at home for the first time since Nov. 26, 2002, when the Irish toppled Cleveland State, 107-65. ... Notre Dame's 45-point margin of victory was its third-largest in a season opener, topped only by a 113-35 win over Liberty at the UCF Rotary Classic in Orlando on Nov. 24, 1989, and a 98-50 win over Miami (Ohio) on Nov. 9, 2007, in the opening round of the Preseason WNIT at the Joyce Center. ... Notre Dame's 31 assists were the most for the Irish in a single game since Nov. 20, 2000, when they also recorded 31 assists in a 95-65 win over Arizona at the Joyce Center, leading the way for Notre Dame on that night was current Irish assistant coach Niele Ivey, who had a double-double with 14 points and 11 assists. ... Becca Bruszewski logged her second career double-double. ... Fraderica Miller posted new career highs with 11 points and seven rebounds. ... Brittany Mallory saw her first action since suffering a torn ACL in her left knee on Dec. 10, 2008 at Michigan and had a career-high six steals. ... Natalie Novosel earned her first career start and dished out a career-high six assists. ... the crowd of 9,080 for the regular-season debut of the newly-renovated Purcell Pavilion was the 14th-highest attendance in arena history and the largest home crowd ever for a Notre Dame women's basketball season opener.

GAME 2 #5/6 Notre Dame 68, #21 Michigan State 67
November 19, 2009
Breslin Center (East Lansing, Mich.)**Notre Dame (68)**

Player	min	fg-a	3fg-a	ft-a	reb	ast	pf	tp
Bruszewski	21	2-10	0-3	1-2	5	1	1	5
Barlow	34	4-10	3-5	7-10	7	2	0	18
Novosel	12	2-4	0-1	2-2	1	3	4	6
Lechlitner	34	2-9	1-3	2-2	3	2	2	7
Schrader	34	6-14	0-0	0-1	14	1	3	12
Solomon	10	1-3	0-0	0-0	2	0	2	2
Diggins	25	1-6	0-0	7-8	1	2	2	9
Miller	1	0-0	0-0	0-0	0	0	2	0
Mallory	17	2-6	1-3	0-0	2	1	1	5
Williamson	12	2-3	0-0	0-0	1	0	3	4
Team					8			
Totals	200	22-65	5-16	19-25	44	12	20	68

Michigan State (67)

Player	min	fg-a	3fg-a	ft-a	reb	ast	pf	tp
Jefferson	20	2-6	0-0	0-1	2	0	1	4
Johnson	34	5-7	1-2	3-4	12	3	5	14
DeHaan	25	7-16	0-1	6-9	8	1	1	20
Washington	18	2-2	0-0	0-0	1	1	0	4
Thomas, B.	30	0-7	0-1	2-2	1	1	2	2
Thomas, J.	11	4-7	0-0	0-0	3	0	4	8
Piechowski	4	0-0	0-0	0-0	1	1	0	0
Poole	21	3-5	0-2	2-4	1	0	2	8
Wilson	7	2-2	0-0	0-0	0	1	1	4
Keane	19	0-4	0-1	1-2	5	4	5	1
Aitch	11	1-8	0-0	0-0	6	1	1	2
Team					5			
Totals	200	26-64	1-7	14-22	45	13	22	67

Notre Dame 41 27 - 68
Michigan State 33 34 - 67

FG Pct: Notre Dame 33.8, Michigan State 40.6. **3-PT FG Pct:** Notre Dame 31.3, Michigan State 14.3. **FT Pct:** Notre Dame 76.0, Michigan State 63.6. **Turnovers:** Notre Dame 17, Michigan State 21. **Blocked Shots:** Notre Dame 6 (Williamson 2), Michigan State 9 (DeHaan 4). **Steals:** Notre Dame 9 (Barlow, Novosel, Lechlitner 2), Michigan State 6 (Keane 3). **Technical Foul:** Team (ND). **Attendance:** 5,274.

NOTES: Notre Dame picks up its first win over a ranked opponent since Feb. 8, 2009, when the Fighting Irish defeated visiting No. 25 DePaul, 62-59 at the former Joyce Center. ... it's also the first road win for Notre Dame at a ranked team since Dec. 30, 2008, when the Fighting Irish capped a school-record 18-point comeback for a 59-57 win at No. 20/19 Vanderbilt. ... Notre Dame earns its first win at Michigan State since Dec. 21, 1998, when the Fighting Irish defeated the Spartans, 75-64 at the Breslin Center. ... Notre Dame claims its second consecutive win over MSU and trims the Spartans' all-time series lead to 8-6 (Michigan State's record books add one more MSU win to the total in a game that was played before Notre Dame's program achieved varsity status in 1977-78). ... eight of the 14 series games between the Fighting Irish and Spartans have been decided by single digits, including a pair of overtime contests (both MSU wins). ... Notre Dame improves to 21-9 (.700) in its last 30 true road games, dating back to the start of the 2007-08 season. ... the Fighting Irish have won 12 of their last 18 games against Big Ten Conference opponents, and are 39-48 (.448) all-time against that league. ... Notre Dame moves to 53-20 (.726) all-time against Michigan schools, with a 33-8 (.805) record in the 23-year Muffet McGraw era. ... fifth-year senior guard Lindsay Schrader logged her 12th career double-double, tying current assistant coach Niele Ivey's school record for career double-doubles by a guard set from 1996-2001. ... Schrader's 14 rebounds were one off her career of 15 boards, set on Jan. 31, 2009 in a win over Cincinnati at the former Joyce Center. ... Notre Dame's technical foul was assessed for having six players on the floor (substitute heard clock horn sound erroneously and stepped onto floor while game was in progress).

GAME 3 #5/6 Notre Dame 80, Iona 45
November 22, 2009
Purcell Pavilion (Notre Dame, Ind.)**Iona (45)**

Player	min	fg-a	3fg-a	ft-a	reb	ast	pf	tp
Ford	22	2-7	2-4	2-2	2	3	3	8
Ivkovic	25	2-3	0-1	3-6	2	2	4	7
McLean	32	4-5	0-0	2-2	6	1	4	10
Fregosi	26	0-1	0-0	0-0	2	3	0	0
Cook	36	5-13	2-6	0-0	10	0	3	12
Bacic	12	0-3	0-1	0-0	1	2	1	0
Paligoric	5	0-0	0-0	0-0	1	0	0	0
Scannell	2	0-0	0-0	0-1	0	0	0	0
Hubbard	6	1-5	1-2	0-0	0	0	0	3
Kochanek	4	1-1	1-1	0-0	0	0	0	3
Flagg	14	0-3	0-0	0-0	1	0	0	0
Schoof	2	0-0	0-0	0-0	0	0	0	0
Kopp	2	0-0	0-0	0-0	0	0	0	0
Lutz	12	0-1	0-1	2-2	0	0	2	2
Team					5			
Totals	200	15-42	6-16	9-13	30	11	20	45

Notre Dame (80)

Player	min	fg-a	3fg-a	ft-a	reb	ast	pf	tp
Bruszewski	21	4-6	2-2	4-6	3	1	1	14
Barlow	23	3-11	1-6	1-2	5	3	1	8
Novosel	23	2-7	1-1	3-4	3	0	2	8
Lechlitner	27	3-7	1-3	0-0	2	4	2	7
Schrader	19	3-6	0-0	0-1	9	4	1	6
Solomon	9	0-2	0-0	0-0	0	1	1	0
Diggins	25	4-12	1-3	8-10	4	3	3	17
Miller	11	1-1	0-0	0-1	1	1	0	2
Turner	12	1-4	0-2	0-0	1	1	1	2
Mallory	15	4-6	1-2	0-0	4	3	4	9
Christiansen	5	1-1	1-1	0-0	1	0	1	3
Williamson	10	2-3	0-0	0-0	1	0	1	4
Team					7			
Totals	200	28-66	8-20	16-24	41	21	18	80

Iona 24 21 - 45
Notre Dame 38 42 - 80

FG Pct: Iona 35.7, Notre Dame 42.4. **3-PT FG Pct:** Iona 37.5, Notre Dame 40.0. **FT Pct:** Iona 69.2, Notre Dame 66.7. **Turnovers:** Iona 33, Notre Dame 15. **Blocked Shots:** Iona 4, Notre Dame 2. **Steals:** Iona 6 (Cook 3), Notre Dame 21 (Barlow, Novosel 5). **Attendance:** 8,511.

NOTES: Notre Dame posts its second 35-point win in three games this season, having defeated Arkansas-Pine Bluff by 45 points (102-57) back on Nov. 15 at Purcell Pavilion. ... the Fighting Irish tied their season high by forcing 33 opponent turnovers, having also reached that mark against UABP. ... similarly, Notre Dame tied the 21-steal total it originally posted against Arkansas-Pine Bluff. ... Iona's 45 points are the fewest allowed by Notre Dame since March 7, 2009, when the Fighting Irish ousted St. John's, 62-45, in the second round of the BIG EAST Conference Championship in Hartford, Conn. ... it's the fewest points allowed by Notre Dame in a regular season game since Dec. 20, 2008, when the Fighting Irish toppled Loyola-Chicago, 89-45 at the former Joyce Center. ... Notre Dame also extends its run of success against New York schools, rising to 46-4 (.920) all-time against the Empire State, including a 25-0 record at home; what's more 22 of those 25 home wins have been by double digits. ... the Fighting Irish are 3-0 all-time against Iona (2-0 at home), and 7-0 all-time against Metro Atlantic Athletic Conference teams (3-0 at home). ... freshman guard Skylar Diggins scored a career-high 17 points, the highest output for a Notre Dame reserve to date in this young season. ... sophomore guard Natalie Novosel tied her career high with five steals against Iona, having first set that mark at Providence on Feb. 28, 2009. ... sophomore guard Fraderica Miller also tied her career high with three steals, after having three thefts on Dec. 20, 2008 vs. Loyola-Chicago. ... senior guard/tri-captain Ashley Barlow registered at least five steals for the ninth time in her career. ... Barlow now has 210 career steals, moving her past both Chanel Allen (206 from 2004-08) and Katrina Gaither (207 from 1993-97) into seventh place on the Notre Dame career charts. ... senior walk-on guard Alena Christiansen knocked down her first career basket, a three-pointer with 12 seconds to play.



2009-10 Notre Dame Women's Basketball Box Scores

GAME 4 #5/6 Notre Dame 84, #23/24 San Diego State 79
 Paradise Jam - Island Division
 November 26, 2009
 Sports & Fitness Ctr. (St. Thomas, U.S.V.I.)

GAME 5 #5/6 Notre Dame 78, South Carolina 55
 Paradise Jam - Island Division
 November 27, 2009
 Sports & Fitness Ctr. (St. Thomas, U.S.V.I.)

GAME 6 #5/6 Notre Dame 81, #20/17 Oklahoma 71
 Paradise Jam - Island Division
 November 28, 2009
 Sports & Fitness Ctr. (St. Thomas, U.S.V.I.)

San Diego State (79)

Player	min	fg-a	3fg-a	ft-a	reb	ast	pf	tp
Bradley	28	5-8	0-0	2-4	8	3	4	12
Johnson	14	1-7	0-0	1-2	3	1	5	3
Davis, C.	31	0-6	0-2	0-0	7	5	3	0
Davis, Q.	40	9-18	0-1	7-8	9	5	2	25
Morris	36	12-25	4-8	4-4	5	0	3	32
Williams	9	0-0	0-0	0-0	0	0	2	0
Duffy, All.	32	2-5	0-0	0-2	6	0	5	4
Chambers	2	0-0	0-0	0-0	0	0	0	0
Tutt	8	0-0	0-0	3-4	1	1	0	3
Team					4			
Totals	200	29-69	4-11	17-24	43	15	25	79

Notre Dame (78)

Player	min	fg-a	3fg-a	ft-a	reb	ast	pf	tp
Bruszewski	11	5-9	0-1	1-1	4	0	4	11
Diggins	27	6-11	0-1	0-0	4	2	0	12
Barlow	29	5-12	2-6	2-4	6	4	0	14
Lechlitner	28	6-12	2-4	1-2	1	1	0	15
Schrader	23	4-7	0-0	0-3	5	2	3	8
Solomon	15	2-2	0-0	5-6	4	1	3	9
Miller	8	0-1	0-0	0-0	4	0	1	0
Turner	4	0-0	0-0	0-0	0	1	2	0
Novosel	17	1-4	1-2	0-0	3	0	1	3
Mallory	20	1-5	0-3	0-0	3	0	2	2
Christiansen	3	0-1	0-1	0-0	0	0	1	0
Williamson	15	1-2	0-0	2-4	1	2	3	4
Team					6			
Totals	200	31-66	5-18	11-20	41	13	20	78

Oklahoma (71)

Player	min	fg-a	3fg-a	ft-a	reb	ast	pf	tp
Roethlisberger	32	4-10	2-5	1-1	6	3	2	11
Thompson	33	6-10	0-1	0-0	5	2	3	12
Olajuwon	25	4-10	0-0	3-4	7	0	2	11
Stevenson	35	1-6	0-4	0-0	4	4	2	2
Robinson	36	11-15	0-0	4-4	3	6	4	26
Willis	8	1-3	1-1	0-0	1	0	0	3
Cloman	3	0-0	0-0	0-0	0	0	1	0
Hartman	14	0-3	0-1	0-0	0	1	1	0
McFarland	14	3-4	0-0	0-3	3	0	1	6
Team					2			
Totals	200	30-61	3-12	8-12	31	16	16	71

Notre Dame (84)

Player	min	fg-a	3fg-a	ft-a	reb	ast	pf	tp
Bruszewski	16	3-5	0-1	1-3	0	1	4	7
Barlow	23	3-6	0-1	1-2	7	3	1	7
Novosel	16	1-4	0-1	0-2	2	1	1	2
Lechlitner	35	3-6	0-1	2-4	4	6	2	8
Schrader	32	7-12	0-1	2-3	7	1	0	16
Solomon	12	1-7	0-0	4-7	4	1	2	6
Diggins	29	9-16	2-4	1-3	6	3	3	21
Miller	3	0-0	0-0	0-0	0	0	0	0
Mallory	21	4-5	1-2	6-8	2	1	3	15
Williamson	13	1-2	0-0	0-0	2	1	3	2
Team					6			
Totals	200	32-63	3-11	17-32	40	18	19	84

South Carolina (55)

Player	min	fg-a	3fg-a	ft-a	reb	ast	pf	tp
Stephens	15	0-1	0-0	2-2	3	1	2	2
May	4	1-2	0-0	0-0	1	0	3	2
Kennedy	30	1-3	1-2	0-0	2	3	1	3
Sutton	29	3-9	0-1	2-2	2	1	0	8
Nainima	27	4-10	2-6	5-7	1	2	2	15
Wilson	8	0-1	0-0	1-2	2	0	1	1
Falohun	16	0-0	0-0	0-0	1	0	4	0
Bone	28	5-14	0-0	4-4	8	0	1	14
Walker	10	1-5	0-0	2-4	2	0	1	4
Bruner	14	0-3	0-1	3-6	8	0	3	3
Newton	19	1-2	1-1	0-0	1	0	3	3
Team					3			
Totals	200	16-50	4-11	19-27	34	7	21	55

Notre Dame (81)

Player	min	fg-a	3fg-a	ft-a	reb	ast	pf	tp
Bruszewski	20	3-9	1-3	0-0	7	1	2	7
Diggins	32	6-12	4-6	0-0	4	4	4	16
Barlow	30	4-8	1-3	3-3	6	0	1	12
Lechlitner	33	2-8	1-3	0-0	1	4	2	5
Schrader	27	3-7	0-0	5-8	6	0	2	11
Solomon	15	3-6	0-0	1-1	4	2	3	7
Novosel	14	3-5	0-1	2-2	2	1	2	8
Mallory	26	6-12	1-3	2-3	7	5	2	15
Williamson	3	0-0	0-0	0-0	0	0	0	0
Team					4			
Totals	200	30-67	8-19	13-17	41	17	18	81

San Diego State 29 50 - 79
 Notre Dame 44 40 - 84

Notre Dame 44 34 - 78
 South Carolina 37 18 - 55

Oklahoma 33 38 - 71
 Notre Dame 41 40 - 81

FG Pct: San Diego State 42.0, Notre Dame 50.8. **3-PT FG Pct:** San Diego State 36.4, Notre Dame 27.3. **FT Pct:** San Diego State 70.8, Notre Dame 53.1. **Turnovers:** San Diego State 23, Notre Dame 20. **Blocked Shots:** San Diego State 3 (Bradley 2), Notre Dame 4 (Diggins 3). **Steals:** San Diego State 13 (Morris 6), Notre Dame 13 (Barlow, Novosel 3). **Technical Foul:** Team (SDSU). **Attendance:** 506.

FG Pct: Notre Dame 47.0, South Carolina 32.0. **3-PT FG Pct:** Notre Dame 27.8, South Carolina 36.4. **FT Pct:** Notre Dame 55.0, South Carolina 70.4. **Turnovers:** Notre Dame 11, South Carolina 21. **Blocked Shots:** Notre Dame 4, South Carolina 2. **Steals:** Notre Dame 9 (Diggins 4), South Carolina 4 (Bruner 3). **Attendance:** 577.

FG Pct: Oklahoma 49.2, Notre Dame 44.8. **3-PT FG Pct:** Oklahoma 25.0, Notre Dame 42.1. **FT Pct:** Oklahoma 66.7, Notre Dame 76.5. **Turnovers:** Oklahoma 20, Notre Dame 19. **Blocked Shots:** Oklahoma 4 (Thompson 2), Notre Dame 2. **Steals:** Oklahoma 8 (Thompson 5), Notre Dame 9 (Barlow 3). **Attendance:** 711.

NOTES: Muffet McGraw becomes the fourth Notre Dame coach (in any sport) to record 500 career wins at the helm of a Fighting Irish athletics program, joining fencing skippers Michael DeCicco (680-45 from 1962-86) and Yves Auril (525-33 from 1986-2002), and baseball coach Jake Kline (558-449-5 from 1934-75) in the prestigious "Fighting Irish Five Hundred" coaching club ... Notre Dame earns its second win over a ranked opponent in a week, having also won at No. 21 Michigan State (68-67) back on Nov. 19 ... Notre Dame evens its series record with San Diego State at 1-1, having last faced the Aztecs on March 21, 1981 at the Northern Lights Invitational in Anchorage, Alaska (a 71-34 SDSU win); the series hiatus of 28 years, eight months and five days is the longest in Notre Dame women's basketball history, with the two series games to date also being played on neutral courts nearly 5,000 miles apart ... the Fighting Irish improve to 9-2 (.818) against the current Mountain West Conference alignment (also 8-2 in the McGraw era, and 6-2 at road/neutral sites) ... Notre Dame moves to 22-14 (.611) all-time against California schools, with a 20-6 (.769) mark in the 23-year McGraw era and 13-11 (.542) record at road/neutral sites ... the Fighting Irish were playing on Thanksgiving Day for the first time in the program's 33-year history ... the Fighting Irish were playing a regular season game outside the continental United States for the first time since Dec. 1-3, 1995, when they participated in the Kona Women's Basketball Classic in Kona, Hawaii ... senior guard Melissa Lechlitner and senior center Erica Williamson both appeared in their 100th career games ... senior guard Ashley Barlow scored seven points against SDSU, giving her 1,155 career points and moving her into 19th place on the Notre Dame all-time scoring list, passing Courtney LaVerre (1,150 from 2002-06) ... junior guard Brittany Mallory scored a season-high 15 points, her best offensive output since returning from off-season ACL surgery, and her highest scoring night in almost exactly a year, when she chalked up a career-high 19 points in a home win over Georgia Southern (Nov. 25, 2008) ... freshman guard Skylar Diggins' season/career-high 21 points are the most for a Notre Dame rookie in a game since Feb. 26, 2007, when Barlow tossed in a (then) career-best 21 points at DePaul ... SDSU's technical foul was assessed after the Aztecs began the second half with a different starting lineup from the one submitted to the official scorekeeper.

NOTES: Notre Dame and South Carolina were meeting for the first time in 27 years, nine months and seven days, making it the second-longest hiatus between series games in Fighting Irish women's basketball history (topped only by the previous day's renewal of the San Diego State series) ... Notre Dame earns its first win in three tries against South Carolina ... the Fighting Irish also collect their third consecutive win over a Southeastern Conference opponent (all away from home) and are 6-7 in their last 13 games against the SEC ... the Fighting Irish held South Carolina to 18 second-half points (on 5-of-26 shooting, .192), the fewest by an opponent in one half since Nov. 25, 2008, when Georgia Southern scored just 17 first-half points at the former Joyce Center in a 85-38 Notre Dame win ... the Fighting Irish committed a season-low 11 turnovers, four fewer than their previous season low vs. Iona on Nov. 22 at Purcell Pavilion ... senior guard Melissa Lechlitner scored a season-high 15 points, her best offensive day since last year's NCAA Tournament opener vs. Minnesota (16 points) ... senior guards Ashley Barlow and Lindsay Schrader both played in the 100th game of their careers, one day after Lechlitner and senior center Erica Williamson reached that landmark; this represents the first time in the 33-year history of the Notre Dame women's basketball program that four players have appeared in their 100th career game in the same season ... Schrader has 1,110 career points, moving into 21st place on the Fighting Irish career scoring list, passing Danielle Green (1,106 from 1995-2000) ... Barlow added a season-high four assists ... junior forward Becca Bruszewski logged her first career "point-a-minute" game with 11 points in 11 minutes (due to foul trouble); it's the first "point-a-minute" game for a Notre Dame player (min. 10 minutes played) since Nov. 23, 2008, when current sophomore forward Erica Solomon had 15 points in 14 minutes at Boston College ... freshman guard Skylar Diggins made her first career start, tallying 12 points, four rebounds and a season-high-tying four steals in 27 minutes.

NOTES: Notre Dame wins its first regular season tournament title since the 2005 Duel in the Desert (Gray Division) in Las Vegas ... Notre Dame set a Paradise Jam record with 243 points in the three-game tournament, one more than Tennessee's total (242) in 2005 ... the Fighting Irish now have won 21 of their last 24 regular season tournament games, dating back to the 1996-97 season ... for the second time in school history, Notre Dame has defeated three ranked opponents in its first six games, having also done so in 1998-99 (#6 UCLA, 99-82; #6/4 Duke 84-57; #25/23 Illinois, 101-93) - all three in '98-99 came at home, unlike this year's trio of ranked wins, all of which came away from home (one road, two neutral) and all within a span of nine days ... Notre Dame improves to 6-8 (.429) all-time against the current Big 12 Conference alignment, including wins in six of their last eight games (all since the formation of the Big 12 in 1996-97 and all in tournament settings) ... the Fighting Irish rise to 2-1 all-time against Oklahoma, with all three series games coming on neutral floors (1986 at Seattle Times Husky Classic in Seattle - L, 57-54; 2008 at NCAA Championship second round in West Lafayette, Ind. - W, 79-75 OT) ... Notre Dame continues its run of success in the month of November, moving to 61-11 (.847) all-time in the penultimate month of the year, including an active 14-game winning streak ... the Fighting Irish forced 20 Oklahoma turnovers and now have forced at least 20 opponent turnovers in all six games this season ... freshman guard Skylar Diggins is the first regular-season tournament MVP for Notre Dame since Melissa D'Amico took home top individual honors at the 2005 Duel in the Desert (Gray Division) in Las Vegas; meanwhile, senior guard Melissa Lechlitner earned her first career all-tournament team honor ... junior guard Brittany Mallory tied her career high with seven rebounds (previously set twice, most recently on Feb. 27, 2008 vs. South Florida) ... Mallory's 15 points also tied a season high that she set two days ago in a win over #23/24 San Diego State ... Notre Dame tied a season high with eight three-pointers and set a new season best with a .421 three-point percentage, having gone 8-20 (.400) in a win over Iona on Nov. 22 at Purcell Pavilion.





2009-10 Notre Dame Women's Basketball Box Scores

GAME 7 #5/6 Notre Dame 69, Eastern Michigan 59 December 2, 2009 Purcell Pavilion (Notre Dame, Ind.)

Eastern Michigan (59) Player min fg-a 3fg-a ft-a reb ast pf tp ... Thomas 26 1-7 0-0 0-1 6 3 4 2 ... Redditt 34 2-9 0-0 0-0 6 0 4 4 ... Mahone 25 4-10 0-5 2-2 9 0 1 10 ... Schrock 37 2-7 0-1 5-9 6 4 2 9 ... James 29 8-21 0-4 5-5 5 2 4 21 ... Johnson 0+ 0-0 0-0 0-0 0 0 0 0 ... Huntley-Rogers 23 3-8 2-4 2-4 2 0 2 10 ... Willis 4 0-1 0-1 0-0 0 0 0 0 ... Miller 21 1-2 0-0 1-2 6 1 2 3 ... Hairston 1 0-0 0-0 0-0 1 0 0 0 ... Team 4 ... Totals 200 21-65 2-15 15-23 45 10 19 59

Notre Dame (69) Player min fg-a 3fg-a ft-a reb ast pf tp ... Bruszewski 22 6-8 1-2 1-3 6 1 5 14 ... Diggins 29 5-12 0-4 5-5 6 1 4 15 ... Barlow 27 1-5 1-3 2-2 5 3 2 5 ... Lechlitner 30 2-9 1-1 3-4 0 4 2 8 ... Schrader 33 7-13 0-0 1-2 7 1 1 15 ... Solomon 6 0-0 0-0 0-0 0 0 1 0 ... Miller 2 0-1 0-0 0-0 2 0 0 0 ... Novosel 32 2-5 0-0 3-4 8 5 2 7 ... Mallory 19 2-9 1-5 0-0 3 2 3 5 ... Team 6 ... Totals 200 25-62 4-15 15-20 43 17 20 69

Eastern Michigan 27 32 - 59 Notre Dame 35 34 - 69

FG Pct: Eastern Michigan 32.3, Notre Dame 40.3. 3-PT FG Pct: Eastern Michigan 13.3, Notre Dame 26.7. FT Pct: Eastern Michigan 65.2, Notre Dame 75.0. Turnovers: Eastern Michigan 21, Notre Dame 19. Blocked Shots: Eastern Michigan 6 (Redditt 3), Notre Dame 4 (Bruszewski 2). Steals: Eastern Michigan 11 (Thomas 4), Notre Dame 11 (Barlow 4). Attendance: 8,024.

NOTES: Notre Dame is off to a 7-0 start for the second consecutive season and the fourth time in the program's 33-year history, all in this decade (2000-01, 2004-05, 2008-09, 2009-10) ... the Fighting Irish improve to 4-0 all-time against Eastern Michigan (2-0 at home, where the teams were meeting for the first time since Dec. 15, 1982) ... Notre Dame is 35-14 (.714) all-time against the current Mid-American Conference alignment, with a 21-4 (.820) record at home; the Fighting Irish also rise to 20-5 (.800) against the MAC in the 23-year Muffet McGraw era (1987-88 to present) and 12-1 (.923) at home ... Notre Dame now has won 18 consecutive games against current MAC schools since an 87-64 loss to Northern Illinois on March 10, 1995, in the semifinals of the Midwestern Collegiate Conference (now Horizon League) Tournament, when both ND and NIU were members of that conference ... the Fighting Irish have won 11 of their last 12 games against Michigan schools and are 54-20 (.730) all-time against the Great Lakes State, with a 34-8 (.810) record in the McGraw era ... the Fighting Irish have forced at least 20 turnovers in all seven games this season ... on the night she was honored in a post-game ceremony for logging her 500th win at Notre Dame, McGraw coached both her 700th career game at the University (now 503-197, .719) and her 300th contest at Purcell Pavilion (now 249-51, .830) ... Notre Dame has not trailed by more than five points at any time in its first seven games this season (56-51, 10:16 of 2nd half at #21 Michigan State on Nov. 19); since that MSU game, the largest Fighting Irish deficit has been one possession (three points) ... sophomore guard Natalie Novosel tied her career high with eight rebounds, matching the mark she set exactly one year ago in last year's 83-63 win at Eastern Michigan ... Novosel's five assists also were one off her career high, set on Nov. 15 vs. Arkansas-Pine Bluff at Purcell Pavilion, and her 32 minutes played were one shy of the personal-best total she had in last season's win at EMU ... Eastern Michigan came into the game shooting .394 from the three-point line (43-of-109) before the Notre Dame defense held the Eagles to a .133 three-point percentage (2-of-15) ... during the past six seasons (2004-09), Paradise Jam champions have traditionally suffered from a case of "island hangover", with three of 11 recent tournament winners losing in their next game after returning from the Virgin Islands (2004 - Rutgers lost at Old Dominion, 69-61; 2005 - Minnesota lost at New Mexico, 62-44; 2009 - Rutgers lost at home to Temple, 62-51), while four others won by 15 points or fewer (2006 - Marquette won at Wisconsin-Milwaukee, 74-63; 2007 - Wake Forest won at Northwestern, 60-45; 2008 - Wisconsin won at home vs. Wisconsin-Milwaukee, 71-69 in double overtime; 2009 - Notre Dame won at home vs. Eastern Michigan, 69-59).

GAME 8 #3/4 Notre Dame 96, IPFW 60 December 8, 2009 Purcell Pavilion (Notre Dame, Ind.)

IPFW (60) Player min fg-a 3fg-a ft-a reb ast pf tp ... Rosado 22 1-12 0-1 6-6 7 0 3 8 ... Ivanova 19 0-3 0-0 0-0 2 0 2 0 ... Reed 29 1-5 1-5 0-0 2 2 1 3 ... Zuppe 30 1-4 1-4 0-0 2 3 2 3 ... Boese 36 7-10 6-8 4-4 1 1 2 24 ... Haluska 12 1-4 0-1 1-2 4 2 1 3 ... Jones 2 0-1 0-0 0-0 0 0 1 0 ... Kline 4 2-2 2-2 0-0 0 0 1 6 ... Jackson 18 5-9 1-1 0-0 2 2 4 11 ... Hammond 4 0-0 0-0 0-0 1 0 0 0 ... Weinert 17 1-3 0-0 0-0 2 0 0 2 ... Gerhardt 7 0-0 0-0 0-0 0 0 0 0 ... Team 4 ... Totals 200 19-53 11-22 11-12 27 10 17 60

Notre Dame (96) Player min fg-a 3fg-a ft-a reb ast pf tp ... Bruszewski 23 7-12 0-0 4-6 2 5 3 18 ... Diggins 25 4-8 1-1 0-0 3 0 2 9 ... Barlow 24 5-7 2-3 0-0 0 3 0 12 ... Lechlitner 14 0-1 0-0 2-2 2 0 1 2 ... Schrader 23 5-7 0-0 4-5 8 3 2 14 ... Miller 16 3-4 0-0 0-0 6 2 1 6 ... Turner 10 1-1 1-1 2-2 2 3 1 5 ... Novosel 19 4-7 1-1 1-3 6 4 4 10 ... Mallory 28 4-7 1-3 0-0 4 3 1 9 ... Christiansen 5 0-2 0-2 0-0 1 0 1 0 ... Williamson 13 4-8 0-0 3-7 4 2 1 11 ... Team 1 ... Totals 200 37-64 6-11 16-25 39 25 17 96

IPFW 28 32 - 60 Notre Dame 41 55 - 96

FG Pct: IPFW 35.8, Notre Dame 57.8. 3-PT FG Pct: IPFW 50.0, Notre Dame 54.5. FT Pct: IPFW 91.7, Notre Dame 64.0. Turnovers: IPFW 31, Notre Dame 20. Blocked Shots: IPFW 2 (Weinert 2), Notre Dame 5 (Williamson 3). Steals: IPFW 11 (Zuppe 3), Notre Dame 22 (Bruszewski, Mallory 4). Attendance: 7,776.

NOTES: Notre Dame is off to an 8-0 start for the second time in school history, following a 23-0 debut in 2000-01, the season in which the Fighting Irish won their first national championship ... the Fighting Irish are 4-0 all-time against IPFW, and 7-0 all-time against the current Summit League alignment ... IPFW was the first of three in-state opponents for Notre Dame, with the Fighting Irish moving to 115-32 (.782) all-time against Indiana schools and 56-11 (.836) at Purcell Pavilion ... Notre Dame also has won 10 consecutive games against in-state opponents (six in a row at home) since a 54-51 loss at home to Indiana on Dec. 3, 2006 ... the Fighting Irish posted their third 35-point win of the season, having similarly defeated Arkansas-Pine Bluff (102-57) and Iona (80-45) ... for the third time in four home games this season, Notre Dame forced at least 30 opponent turnovers ... the Fighting Irish also have caused at least 20 opponent turnovers in all eight games this season ... Notre Dame nabbed a season-high 22 steals, one shy of its high-water mark in its BIG EAST Conference era (1995-96 to present) ... Notre Dame shot a season-best .578 from the floor, its highest field goal percentage since Nov. 23, 2008, when the Fighting Irish connected at a blistering .646 clip in a 102-54 win at Boston College ... Notre Dame also posted a season-high .545 three-point percentage, its sharpest shooting effort from distance since going 7-for-8 (.875) outside the arc in the aforementioned win at BC ... the Fighting Irish scored 55 second-half points, their best total in the final 20 minutes since Jan. 19, 2008, when they chalked up 56 second-half points in a 104-86 win at Georgetown ... junior forward Becca Bruszewski dished out a career-high five assists and tied her personal best with four steals ... sophomore guard Natalie Novosel came off the bench to tie her season high with 10 points ... senior center Erica Williamson dropped in a season-best 11 points and added a season-high three blocks ... freshman guard Kaila Turner notched a season-best five points (including her first career three-pointer) and three assists ... senior guard/tri-captain Ashley Barlow moved into 18th place on the Notre Dame career scoring list with 1,198 points, passing Krissi Davis (1,194 from 1987-91) ... Barlow also took over sole possession of sixth place on the school's career steals list with 223 thefts, passing Megan Duffy (220 from 2002-06) ... fifth-year senior guard/tri-captain Lindsay Schrader jumped into a tie for 20th place on the Fighting Irish all-time scoring chart with former teammate Courtney LaVerne (2002-06), with both players tallying 1,150 points under the Golden Dome ... sophomore guard Fraderica Miller tied her career highs with two assists and one block.

GAME 9 #3/4 Notre Dame 88, Valparaiso 47 December 12, 2009 Purcell Pavilion (Notre Dame, Ind.)

Valparaiso (47) Player min fg-a 3fg-a ft-a reb ast pf tp ... Kenney 22 6-11 0-0 0-0 6 0 2 12 ... Varner 15 0-1 0-1 5-6 2 0 3 5 ... Zabellewicz 4 0-3 0-0 0-0 0 0 0 0 ... Gick 29 3-8 0-0 0-0 1 3 2 6 ... Adams 30 0-8 0-3 0-0 1 1 1 0 ... Ray 8 0-0 0-0 0-0 0 0 2 0 ... Richards 16 0-1 0-0 0-0 0 0 0 0 ... Thomas 3 0-0 0-0 0-0 0 0 0 0 ... Moore 24 5-11 1-2 5-5 4 0 3 16 ... Farris 27 1-8 1-3 0-0 6 2 2 3 ... Lange 5 0-1 0-0 0-0 1 0 1 0 ... Watts 17 2-6 0-1 1-1 5 0 4 5 ... Team 2 ... Totals 200 17-58 2-10 11-12 28 6 20 47

Notre Dame (88) Player min fg-a 3fg-a ft-a reb ast pf tp ... Bruszewski 22 5-8 0-1 1-2 7 3 3 11 ... Diggins 25 2-6 1-1 1-2 4 3 1 6 ... Barlow 21 2-6 2-4 5-8 6 3 2 11 ... Lechlitner 17 1-2 1-1 0-0 0 6 2 3 ... Schrader 20 3-5 0-0 3-3 8 2 1 9 ... Miller 15 2-2 0-0 0-1 4 2 4 4 ... Turner 14 1-4 0-2 1-2 1 0 0 3 ... Novosel 25 4-8 1-3 3-4 4 2 3 12 ... Mallory 20 7-13 3-5 5-7 3 1 2 22 ... Christiansen 6 0-1 0-1 0-0 1 0 0 0 ... Williamson 15 1-2 0-0 5-6 5 1 0 7 ... Team 3 ... Totals 200 28-57 8-18 24-35 46 23 18 88

Valparaiso 22 25 - 47 Notre Dame 45 43 - 88

FG Pct: Valparaiso 29.3, Notre Dame 49.1. 3-PT FG Pct: Valparaiso 20.0, Notre Dame 44.4. FT Pct: Valparaiso 91.7, Notre Dame 68.6. Turnovers: Valparaiso 29, Notre Dame 22. Blocked Shots: Valparaiso 4 (Moore 2), Notre Dame 4 (Williamson 2). Steals: Valparaiso 9 (Varner, Gick, Richards 2), Notre Dame 17 (Miller 5). Attendance: 8,326.

NOTES: Notre Dame's current nine-game winning streak is its longest since a 10-game run from Nov. 20, 2007-Jan. 2, 2008 ... the Fighting Irish improve to 23-0 all-time against Valparaiso (11-0 at home), with its 41-point margin being the largest in South Bend since Dec. 17, 1995 (90-44 ND win) ... the Fighting Irish also have held the Crusaders to fewer than 60 points in 21 of 23 series meetings, while topping that 60-point mark themselves in 16 of 23 series contests ... Notre Dame now is 116-21 (.784) all-time against in-state opponents, with a 57-11 (.838) home record and active 11-game winning streak (seven in a row at home) ... the Fighting Irish are 104-14 (.881) all-time against current Horizon League members, with a 53-5 (.914) record at Purcell Pavilion ... the Fighting Irish tied a school record with their fourth 35-point win of the season, matching last year's mark ... after allowing IPFW to make 11-of-22 three-pointers, Notre Dame clamped down at the three-point line against Valparaiso, holding the Crusaders to 2-of-10 from beyond the arc ... the Fighting Irish also held the Horizon League's top scorer, Valparaiso's Betsy Adams (17.1 ppg. at tipoff), scoreless in 30 minutes of action (0-8 FG, 0-3 3FG) ... Notre Dame limited the Crusaders to an opponent season-low 22 points in the first half and held Valparaiso to an opponent season-low .293 field goal percentage for the game ... Notre Dame tied its season high with eight three-pointers and set new season bests for free throws made and attempted ... Brittany Mallory becomes the sixth different player to lead the Fighting Irish in scoring this season, and the second to do so off the bench; Skylar Diggins scored a season-high 21 points (then the most by a Notre Dame player this year) as a reserve in an 84-79 win over #23/24 San Diego State on Nov. 26 at the Paradise Jam in the U.S. Virgin Islands ... Mallory not only set a new career high in scoring, but also tied a personal best for field goals made, set a new career high for field goal attempts and logged her first career "point-a-minute" game ... Mallory is the second Notre Dame player this season with a "point-a-minute" effort, following Becca Bruszewski's 11 points in 11 minutes vs. South Carolina on Nov. 27 ... Natalie Novosel scored a season-high 12 points ... Fraderica Miller nabbed a career-high five steals ... for the third time this year, Melissa Lechlitner dished out a season-high six assists ... Lindsay Schrader made her 100th career start, becoming the 12th player in school history to reach that milestone (and the first since Jacqueline Batteast in 2004-05).





2009-10 Notre Dame Women's Basketball Box Scores

GAME 10 #4 Notre Dame 90, Charlotte 31 December 20, 2009 Purcell Pavilion (Notre Dame, Ind.)

Charlotte (31)		min	fg-a	3fg-a	ft-a	reb	ast	pf	tp
Floyd	30	2-10	0-1	0-0	3	1	1	4	4
Spriggs	30	1-5	0-0	1-2	0	1	3	3	3
Holmes	31	3-8	0-3	0-0	6	0	3	6	6
McCallum	27	4-14	1-2	1-1	8	0	2	10	10
Jones	21	1-7	0-2	0-0	6	0	5	2	2
Hubbard	8	0-0	0-0	0-0	1	0	0	0	0
Dowe	6	0-1	0-0	0-0	1	0	1	0	0
Hargraves	5	0-0	0-0	0-0	0	0	0	0	0
Forney	15	0-4	0-1	0-1	1	2	1	0	0
Hailey	15	2-2	0-0	2-8	3	0	3	6	6
McAdoo	5	0-0	0-0	0-0	0	0	1	0	0
Coward	7	0-2	0-1	0-0	2	0	1	0	0
Team					5				
Totals	200	13-53	1-10	4-12	36	4	21	31	

Notre Dame (90)		min	fg-a	3fg-a	ft-a	reb	ast	pf	tp
Bruszewski	14	2-3	0-0	0-0	3	2	0	4	4
Diggins	24	3-12	1-5	2-2	6	5	2	9	9
Barlow	21	7-12	3-4	2-3	8	1	2	19	19
Lechlitner	23	0-4	0-0	2-2	3	0	0	2	2
Schrader	17	2-6	0-0	0-0	6	0	0	4	4
Solomon	16	3-6	0-1	2-2	0	1	3	8	8
Miller	13	1-1	0-0	0-0	2	1	1	2	2
Turner	14	4-7	1-3	2-4	4	1	0	11	11
Novosel	16	1-4	0-1	6-6	2	1	4	8	8
Mallory	22	2-6	2-5	2-2	4	7	0	8	8
Christiansen	5	1-1	1-1	2-2	1	0	0	5	5
Williamson	15	3-4	0-0	4-4	5	1	2	10	10
Team					5				
Totals	200	29-66	8-20	24-27	49	20	14	90	

Charlotte	14	17	-	31
Notre Dame	43	47	-	90

FG Pct: Charlotte 24.5, Notre Dame 43.9. **3-PT FG Pct:** Charlotte 10.0, Notre Dame 40.0. **FT Pct:** Charlotte 33.3, Notre Dame 88.9. **Turnovers:** Charlotte 43, Notre Dame 26. **Blocked Shots:** Charlotte 4 (McAdoo 2), Notre Dame 3. **Steals:** Charlotte 13 (Spriggs, McCallum, Forney 3), Notre Dame 24 (Turner 5). **Attendance:** 8,821.

NOTES: Notre Dame posts the fourth-largest margin of victory in program history and its largest since Nov. 24, 1989, when the Fighting Irish set a school record in that category by defeating Liberty, 113-35, in the first round of the UCF Rotary Classic in Orlando, Fla. ... it also is Notre Dame's largest margin of victory at home in the 23-year Muffet McGraw era, dating back to Feb. 28, 1985 (a 99-36 win over Butler) ... the Fighting Irish opened the game on a 16-0 run, their largest game-opening surge since Dec. 13, 2003, when they scored the game's first 26 points (a school record for a game-opening run) in a 78-41 win over Dayton at the Joyce Center ... Notre Dame also set a school record with its fifth win this season by at least 35 points ... the Fighting Irish held Charlotte to 31 points, the fewest by a Notre Dame opponent since Feb. 13, 2002, when the Fighting Irish posted a 66-31 win over BIG EAST foe St. John's at the Joyce Center ... Notre Dame set new high-water marks in its BIG EAST Conference era (1995-96 to present) with 43 turnovers forced and 24 steals ... Charlotte's 43 turnovers were the most caused by the Fighting Irish in a single game since the Dec. 8, 1981 win over Saint Mary's (Ind.) (also 43), establishing a new high in the McGraw era ... Charlotte's four assists are the fewest by a Notre Dame opponent since Nov. 20, 2007, when Central Michigan had three helpers in a 94-41 Fighting Irish win in Mount Pleasant, Mich. ... Notre Dame's 24 steals were its highest total since tying the school record with 29 thefts at Saint Louis on Jan. 31, 1991 ... the Fighting Irish defense held Charlotte to an opponent season-low .245 field goal percentage, the lowest by a Notre Dame foe since Nov. 25, 2008 (.214 by Georgia Southern); the 49ers also connected on an opponent season-low 1-of-10 (.100) from the three-point line ... the Fighting Irish shot a season-best .889 (24-27) from the foul line and tied their season high with eight three-pointers ... Ashley Barlow scored a season-high 19 points and became Notre Dame's sixth different leading scorer in the past six games ... Kaila Turner scored a career-high 11 points, becoming the 10th different Notre Dame player to crack double figures this season ... Turner also set new career highs with five steals and four rebounds ... Brittany Mallory dished out a career-best seven assists ... Skylar Diggins tied her career high with five assists ... Alena Christiansen had new career highs with five points (1-1 3FG, 2-2 FT) and two steals ... Notre Dame drew 8,821 fans, the 17th-largest crowd in school history.

GAME 11 #3 Notre Dame 85, UCF 52 December 29, 2009 UCF Arena (Orlando, Fla.)

Notre Dame (85)		min	fg-a	3fg-a	ft-a	reb	ast	pf	tp
Bruszewski	18	2-4	0-0	4-4	1	2	2	8	8
Diggins	26	4-10	0-2	4-5	4	0	2	12	12
Barlow	22	5-10	1-4	4-4	2	1	1	15	15
Lechlitner	23	1-3	0-1	1-2	1	6	1	3	3
Schrader	20	5-6	0-0	1-2	7	1	1	11	11
Solomon	5	0-1	0-0	1-2	0	0	1	1	1
Miller	10	1-1	0-0	0-2	2	0	1	2	2
Peters	10	1-2	0-0	0-0	2	0	2	2	2
Turner	11	1-2	0-0	0-0	0	1	1	2	2
Novosel	18	3-6	0-0	2-3	3	2	1	8	8
Mallory	18	6-11	0-1	4-7	4	0	3	16	16
Christiansen	6	1-3	0-1	0-0	1	0	0	2	2
Williamson	13	1-2	0-0	1-3	1	1	1	3	3
Team					5				
Totals	200	31-61	1-9	22-34	33	14	17	85	

UCF (52)		min	fg-a	3fg-a	ft-a	reb	ast	pf	tp
Cannon	35	2-4	0-0	4-6	8	3	4	8	8
Daniels	31	5-9	0-0	0-1	4	0	4	10	10
Patrick	33	0-3	0-0	0-1	8	1	3	0	0
Wiley	11	3-5	0-1	0-0	0	1	3	6	6
White	27	4-9	2-4	2-3	3	0	4	12	12
Mealing	17	3-7	1-2	0-0	2	2	3	7	7
Carter	21	3-7	0-1	1-1	1	2	3	7	7
Kelly	5	0-0	0-0	0-0	0	0	0	0	0
Caldwell	18	1-5	0-1	0-0	1	0	1	2	2
Paige	2	0-0	0-0	0-0	0	0	0	0	0
Team					4				
Totals	200	21-49	3-9	7-12	31	9	25	52	

Notre Dame	44	41	-	85
UCF	29	23	-	52

FG Pct: Notre Dame 50.8, UCF 42.9. **3-PT FG Pct:** Notre Dame 11.1, UCF 33.3. **FT Pct:** Notre Dame 64.7, UCF 58.3. **Turnovers:** Notre Dame 17, UCF 36. **Blocked Shots:** Notre Dame 5 (Peters 2), UCF 3 (Mealing 2). **Steals:** Notre Dame 21 (Mallory 5), UCF 9 (Cannon, Patrick 3). **Attendance:** 809.

NOTES: Notre Dame's 11-game winning streak ties for the fifth-longest in school history, and longest since the 2000-01 Fighting Irish opened with their 23-game winning streak en route to the national championship ... The Fighting Irish record their largest win on the road since Nov. 20, 2007, when they posted a 94-41 win at Central Michigan ... Notre Dame is 22-9 (.710) in true road games since the start of the 2007-08 season, including a 2-0 mark this season ... the Fighting Irish improve to 2-0 all-time against UCF, having faced the Knights for the first time since Nov. 25, 1989 (an 81-61 Notre Dame win in Orlando) ... the Fighting Irish are 22-5 (.815) all-time against Florida schools, with a 12-2 (.857) record on the road and a 15-3 (.833) record all-time when playing in the Sunshine State, regardless of the opponent ... Notre Dame moves to 22-11 (.667) all-time in its first game after the Christmas holiday with a 10-5 (.667) record on the road and 16-7 (.696) mark in the 23-year Muffet McGraw era; the Fighting Irish also now have won their last seven games coming off the Christmas break ... Notre Dame forced at least 30 opponent turnovers for the fifth time in 11 games this season, including the third time in four games ... in the past two games, the Fighting Irish have registered two of their highest opponent turnover marks in the past decade (43 vs. Charlotte on Dec. 20, 36 at UCF) ... the Fighting Irish logged at least 20 steals for the fifth time this season, and third in four games ... Notre Dame shot better than 50 percent from the floor for the fourth time this year ... all 13 Fighting Irish players in uniform cracked the scoring column ... junior guard Brittany Mallory chalked up her fifth double-figure scoring game of the season (she had nine in the first two years of her career combined), not bad considering Mallory has come off the bench in all 11 games to date ... senior guard/tri-captain Melissa Lechlitner tied her career high with four steals (achieved twice before, most recently vs. Western Kentucky on Nov. 13, 2007) and matched her season high with six assists ... senior guard/tri-captain Ashley Barlow moved into 15th place on Notre Dame's career scoring list with 1,243 points, passing Mary Beth Suehuth (1,233 from 1981-85) ... Barlow also rose into fourth place on the Fighting Irish career steals list with 229 thefts, passing Karen Robinson (228 from 1987-91) ... fifth-year senior guard/tri-captain Lindsay Schrader made her 102nd career start, tying for ninth place on the program's all-time list with Letitia Bowen (1991-95) ... senior walk-on guard (and Fort Lauderdale native) Alena Christiansen tied her career highs with two steals and six minutes played — she had two thefts in Notre Dame's previous outing vs. Charlotte (Dec. 20) and six minutes of action in the game prior to that (Dec. 12 vs. Valparaiso).

GAME 12 #3 Notre Dame 74, #18/16 Vanderbilt 69 December 31, 2009 Purcell Pavilion (Notre Dame, Ind.)

Vanderbilt (69)		min	fg-a	3fg-a	ft-a	reb	ast	pf	tp
Tuomi	33	4-10	0-0	0-3	9	4	2	8	8
Clarke	24	4-13	0-0	3-3	9	2	5	11	11
Lueders	30	3-6	2-5	0-0	8	1	2	8	8
Rhoads	40	7-15	1-1	3-3	2	2	2	18	18
Marsh	39	4-12	2-8	1-2	3	8	5	11	11
Mooney	21	5-10	0-0	1-2	1	2	1	10	10
Brown	9	1-1	0-0	0-0	0	0	3	2	2
Smith	4	0-0	0-0	1-2	2	0	0	1	1
Team					7				
Totals	200	28-67	5-15	8-15	41	19	20	69	

Notre Dame (74)		min	fg-a	3fg-a	ft-a	reb	ast	pf	tp
Bruszewski	13	1-4	1-1	0-0	3	0	3	3	3
Diggins	33	6-11	1-2	2-3	7	4	3	15	15
Barlow	32	3-10	1-4	1-1	8	2	2	8	8
Lechlitner	33	6-13	2-4	0-0	3	3	1	14	14
Schrader	35	6-16	0-0	6-10	14	0	2	18	18
Solomon	4	0-0	0-0	0-0	0	1	0	0	0
Miller	1	0-0	0-0	0-0	0	1	0	0	0
Peters	14	3-7	0-0	1-3	8	2	4	7	7
Novosel	8	0-3	0-1	1-2	0	1	1	1	1
Mallory	19	2-8	2-5	2-5	5	5	0	8	8
Williamson	8	0-0	0-0	0-0	4	0	1	0	0
Team					4				
Totals	200	27-72	7-17	13-24	56	19	17	74	

Vanderbilt	34	35	-	69
Notre Dame	40	34	-	74

FG Pct: Vanderbilt 41.8, Notre Dame 37.5. **3-PT FG Pct:** Vanderbilt 33.3, Notre Dame 41.2. **FT Pct:** Vanderbilt 53.3, Notre Dame 54.2. **Turnovers:** Vanderbilt 14, Notre Dame 16. **Blocked Shots:** Vanderbilt 4 (Clarke 3), Notre Dame 10 (Peters 4). **Steals:** Vanderbilt 8 (Rhoads 3), Notre Dame 7 (Barlow, Lechlitner 2). **Attendance:** 9,149 (capacity).

NOTES: Notre Dame's 12-game winning streak ties for the fourth-longest in school history (first set by the 1989-90 squad), and it remains the longest since a school-record 23-game run to open the 2000-01 season ... the Fighting Irish knock off their fourth ranked opponent this season, while also toppling four ranked non-conference foes for the second year in a row ... Notre Dame has led by double figures in all four of its ranked victories this season ... Notre Dame improves to 4-1 all-time against Vanderbilt, having won four in a row ... Notre Dame has won four consecutive games against Southeastern Conference opponents dating back to the start of last season, extending the longest run against the SEC in program history ... this was the first home win over an SEC opponent for the Fighting Irish since Dec. 19, 1993, when Notre Dame defeated LSU, 82-80 at Purcell Pavilion ... the Fighting Irish collected 26 offensive rebounds, their highest total since Nov. 26, 2001 (26 vs. Army at Purcell Pavilion) ... Notre Dame blocked a season-high 10 shots, its first time reaching double figures in that category since a 10-block night at St. John's on March 3, 2008 ... Notre Dame trailed by eight points three times in the first seven minutes, marking its largest deficit of the season (previously was five points, 56-51 with 10:16 left at Michigan State on Nov. 19) ... fifth-year senior guard/tri-captain Lindsay Schrader set a new school record for guards with her 13th career double-double, breaking the old mark previously held by current Fighting Irish assistant coach Niele Ivey (1996-2001) ... the crowd of 9,149 marked the seventh sellout in program history and the first since the renovated Purcell Pavilion opened with the smaller capacity this season ... the crowd also was the 14th-largest in school history (the other 13 all came with the older and larger version of the Joyce Center with a capacity of 11,418) ... Notre Dame is 6-2 (.750) all-time when playing on New Year's Eve and has won five of the past six times it has played on Dec. 31 ... the Fighting Irish are 19-14 (.576) all-time in their final game of a calendar year ... for the second time in the program's 33-year history, Notre Dame closed out a decade with a victory, having previously lost in its final game of the 1970s (66-60 in overtime at home to Michigan on Dec. 8, 1979) and 1980s (70-61 at Temple on Dec. 29, 1989) before winning to end the 1990s (88-65 at home vs. Valparaiso on Dec. 29, 1999) ... the Fighting Irish wrap up the decade of the 2000s with a 239-85 (.738) record, including a 134-20 (.870) mark at home and a 117-43 (.731) BIG EAST Conference regular season record, with the 2001 national championship, 2001 BIG EAST regular season co-championship, five NCAA Sweet 16 appearances (2000, 2001, 2003, 2004, 2008) and the 2004 Preseason WNIT title highlighting the most successful 10-year span in program history.





2009-10 Notre Dame Women's Basketball Box Scores

GAME 13 #3 Notre Dame 79, Purdue 75
January 4, 2010
Mackey Arena (West Lafayette, Ind.)

Notre Dame (79)

Player	min	fg-a	3fg-a	ft-a	reb	ast	pf	tp
Williamson	16	0-1	0-0	1-2	6	1	2	1
Diggins	37	4-12	1-5	6-7	2	4	2	15
Barlow	33	4-9	2-6	3-4	8	1	1	13
Lechlitner	38	8-16	4-7	3-3	3	1	2	22
Schrader	27	6-8	0-0	3-4	2	4	2	15
Solomon	5	0-0	0-0	0-0	0	1	1	0
Miller	5	1-1	0-0	0-0	0	0	0	2
Peters	19	2-13	0-0	2-2	8	3	4	6
Novosel	4	0-1	0-0	0-0	1	0	2	0
Mallory	16	1-5	1-3	2-2	4	3	2	5
Team					2			
Totals	200	26-66	8-21	19-23	36	18	18	79

Purdue (75)

Player	min	fg-a	3fg-a	ft-a	reb	ast	pf	tp
Woods	26	5-8	2-3	0-0	2	1	1	12
Jones	36	7-12	0-0	2-4	6	4	5	16
Howell	31	5-9	1-3	7-7	4	5	1	18
Rayburn	34	2-7	0-1	1-2	5	1	2	5
Malone	33	3-8	0-2	0-0	4	5	2	6
Houser	14	2-4	0-0	4-7	3	1	1	8
Ostarello	13	2-5	1-1	2-4	3	1	1	7
Guyton	3	1-1	0-0	1-1	0	0	3	3
Wilson	10	0-1	0-0	0-0	1	2	0	0
Team					9			
Totals	200	27-55	4-10	17-25	37	20	16	75

Notre Dame 36 43 - 79
Purdue 39 36 - 75

FG Pct: Notre Dame 39.4, Purdue 49.1. **3-PT FG Pct:** Notre Dame 38.1, Purdue 40.0. **FT Pct:** Notre Dame 82.6, Purdue 68.0. **Turnovers:** Notre Dame 9, Purdue 13. **Blocked Shots:** Notre Dame 5 (Peters 2), Purdue 2. **Steals:** Notre Dame 10 (Schrader 3), Purdue 3 (Malone 3). **Attendance:** 10,453.

NOTES: Notre Dame extends its season-opening win streak to 13 games, the second-longest to begin a season and fourth-longest overall run in program history (the last time the Fighting Irish had a longer success string was the start of the 2000-01 season when they won 23 in a row) ... Notre Dame earns its fourth consecutive series win over Purdue and fifth in six games, although the Boilermakers still lead the all-time series, 14-9 (the Fighting Irish take a 9-8 edge since they joined the BIG EAST Conference in 1995-96) ... after losing its first eight games to Purdue at Mackey Arena, Notre Dame has won its last two series games in West Lafayette, and four in a row overall in the building (counting 2008 NCAA Tournament first and second round wins over SMU and Oklahoma) ... another series trend that continued - at least one of the two teams has scored 70 points in 15 of the 23 games, with the first team to reach that mark earning the win all 15 times ... Notre Dame recorded its third-highest point total in the Purdue series (and highest ever at Mackey Arena), exceeding only by an 86-69 win in 2005 and a 87-83 loss in 1994, both at Purcell Pavilion ... the Fighting Irish won both of their games against Big Ten Conference opponents this year (also 68-67 at #21 Michigan State on Nov. 19) and have 13 of their last 19 against the Big Ten ... Notre Dame has won 12 consecutive games against in-state opponents since a 54-51 home loss to Indiana on Dec. 3, 2006 ... the Fighting Irish are 23-9 on the road in the past two-plus seasons (start of 2007-08 to present) ... Notre Dame committed a season-low nine turnovers (previous: 11 vs. South Carolina on Nov. 27 in the Virgin Islands) and its fewest in a game since Feb. 3, 2009 at Pittsburgh (also nine) ... for the first time all season, Notre Dame trailed at halftime ... the Fighting Irish faced their largest deficit of the season when Purdue moved out to a 23-13 lead with 9:20 left in the first half; it was the first time Notre Dame rallied from a double-digit deficit to win since Feb. 17, 2009, when the Fighting Irish trailed by 14 points (33-19) in the first half at South Florida, but came back to win, 86-79 ... Notre Dame tied its season high with eight three-pointers, hitting that mark for the fifth time this year (last vs. Charlotte on Dec. 20) ... Melissa Lechlitner scored a career-high 22 points, three more than her previous high set in last year's 62-51 win over Purdue at Purcell Pavilion ... Lechlitner also had a career-high four three-pointers and eight total field goals at Purdue ... Lindsay Schrader, who scored all 15 of her points in the second half after being saddled with first-half foul trouble, jumped two spots into 18th place on the Notre Dame career scoring list with 1,207 points, passing both Krissi Davis (1,194 from 1987-91) and Heidi Bunek (1,202 from 1985-89) ... Erica Williamson earned her first start of the season (52nd of her career) in place of Becca Bruszewski, who did not dress due to illness.

GAME 14 #3 Notre Dame 81, Villanova 46
January 9, 2010
Purcell Pavilion (Notre Dame, Ind.)

Villanova (46)

Player	min	fg-a	3fg-a	ft-a	reb	ast	pf	tp
Pearson	30	2-8	2-5	0-0	3	3	1	6
Elliott	22	2-5	2-3	0-0	5	0	2	6
Scanlon	19	2-3	0-1	0-0	2	2	1	4
Carey	23	0-2	0-1	0-0	2	2	2	0
Getty	33	4-8	2-4	0-0	1	3	1	10
Jones	16	1-2	0-0	0-0	3	1	0	2
Dougherty	27	3-4	2-2	0-0	1	0	2	8
Suhay	8	2-4	1-2	0-0	1	0	0	5
Sweeney	22	2-5	0-1	1-2	9	3	4	5
Team					2			
Totals	200	18-41	9-19	1-2	29	14	13	46

Notre Dame (81)

Player	min	fg-a	3fg-a	ft-a	reb	ast	pf	tp
Bruszewski	18	3-5	1-1	0-0	1	1	0	7
Diggins	27	7-9	1-1	3-3	2	2	1	18
Barlow	25	3-3	1-1	0-0	3	2	2	7
Lechlitner	21	5-10	1-1	0-0	0	3	0	11
Schrader	19	2-5	0-0	1-2	3	2	1	5
Solomon	10	2-4	0-0	0-0	0	2	1	4
Miller	5	0-1	0-0	2-2	0	0	0	2
Peters	20	3-7	0-0	0-0	4	1	2	6
Turner	8	1-6	0-3	0-0	4	1	0	2
Novosel	20	2-5	0-0	2-2	1	1	0	6
Mallory	17	2-4	0-0	4-5	0	3	0	8
Christiansen	5	1-1	0-0	0-0	1	0	0	2
Williamson	5	1-1	0-0	1-2	1	0	0	3
Team					5			
Totals	200	32-61	4-7	13-16	25	18	7	81

Notre Dame 22 24 - 81
Villanova 43 38 - 46

FG Pct: Villanova 43.9, Notre Dame 52.5. **3-PT FG Pct:** Villanova 47.4, Notre Dame 57.1. **FT Pct:** Villanova 50.0, Notre Dame 81.3. **Turnovers:** Villanova 34, Notre Dame 9. **Blocked Shots:** Villanova 2, Notre Dame 0. **Steals:** Villanova 6 (Carey, Sweeney 2), Notre Dame 19 (Barlow, Peters, Mallory 3). **Attendance:** 8,917.

NOTES: Notre Dame snaps a two-game series losing streak to Villanova, improving to 16-10 all-time against the Wildcats (8-2 at Purcell Pavilion) ... the Fighting Irish post their largest win ever against Villanova, topping the 64-33 victory they registered on Dec. 6, 2000, in South Bend ... Notre Dame scored 80 points against Villanova for only the third time in the series and the first time since Feb. 28, 1999 (83-53 win in BIG EAST Championship quarterfinals at Piscataway, N.J.) ... the Fighting Irish held the Wildcats to their lowest series point total since Jan. 24, 2004, when Notre Dame pulled out a memorable 38-36 win at Purcell Pavilion ... the Fighting Irish have forced 106 Villanova turnovers in the past five series games, averaging 21.2 takeaways in that time; in all five games, the Wildcats came into the contest ranked among the top five in the nation for fewest turnovers committed (they were second prior to Saturday's tipoff at 12.6 per game) ... Notre Dame moves to 11-4 (.733) in BIG EAST openers since joining the conference in 1995-96, including a 6-1 (.857) record when tipping off BIG EAST play at home (this was only the second time in nine seasons the Fighting Irish opened conference action at Purcell Pavilion) ... Notre Dame logs its largest margin of victory ever in any conference opener (BIG EAST, Midwestern Collegiate/ Horizon League, and North Star), with this margin exceeding its previous BIG EAST best (31) set in the 2000 win over Villanova ... the Fighting Irish held an opponent to fewer than 50 points for the fourth time this season, with Villanova's 46 points being the fewest yielded by Notre Dame in a BIG EAST opener since Jan. 2, 2005 (a 54-33 win over Seton Hall at Purcell Pavilion) ... Notre Dame registers its sixth 35-point win over the season, extending its school record in that category ... the Fighting Irish forced 30+ turnovers for the sixth time this season and have forced at least 29 turnovers in six of eight home games this year ... the Fighting Irish collected 19 steals, marking the 10th time that Notre Dame has nabbed double-digit steals (sixth with 19+ steals) ... conversely, the Fighting Irish tied their season best with only nine turnovers (at Purdue), posting back-to-back games with 10 turnovers or fewer for the first time since Feb. 2 & 10, 2008 at Cincinnati (10) and vs. Pittsburgh (9) ... Notre Dame shoots a season-best .571 (4-7) from the three-point line, topping the .545 (6-11) mark it posted against IPFW on Dec. 8 ... for the third time in five games, every Fighting Irish player in uniform got into the scoring column (12 vs. Charlotte on Dec. 20; 13 at UCF on Dec. 29) ... Notre Dame has had a different leading scorer in six of the past seven games, with only junior guard Brittany Mallory repeating with top scoring honors in that time (Valparaiso and UCF) ... the Fighting Irish earn their 100th BIG EAST win at Purcell Pavilion, improving to 100-17 (.855) all-time in BIG EAST play at the arena.

GAME 15 #3 Notre Dame 81, South Florida 64
January 12, 2010
Purcell Pavilion (Notre Dame, Ind.)

South Florida (64)

Player	min	fg-a	3fg-a	ft-a	reb	ast	pf	tp
Griffin	31	5-7	1-1	5-6	1	5	4	16
Lawson	27	4-10	0-0	1-2	6	2	5	9
Wynne	37	3-10	1-2	1-2	4	5	4	8
Doomes-Stephens	36	4-9	0-0	4-5	5	2	4	12
Stokes	40-	3-11	2-6	0-0	4	2	2	8
Conner	14	2-3	0-0	0-0	4	0	0	4
English	4	1-1	0-0	1-2	0	0	0	3
Johnson	2	0-0	0-0	0-0	0	0	0	0
Dalembert	9	2-2	0-0	0-0	3	0	2	4
Team					3			
Totals	200	24-53	4-9	12-17	30	16	21	64

Notre Dame (81)

Player	min	fg-a	3fg-a	ft-a	reb	ast	pf	tp
Bruszewski	21	3-10	0-2	2-3	4	4	2	8
Diggins	27	5-11	1-3	3-4	4	1	3	14
Barlow	32	3-7	0-1	3-4	11	5	0	9
Lechlitner	35	4-13	1-3	2-2	1	4	1	11
Schrader	28	9-14	0-0	0-1	13	2	1	18
Peters	12	1-1	0-0	0-2	4	2	3	2
Turner	1	0-0	0-0	0-0	0	0	0	0
Novosel	18	5-7	1-1	1-1	2	1	3	12
Mallory	22	3-9	1-4	0-0	1	4	3	7
Christiansen	1	0-0	0-0	0-0	0	0	0	0
Williamson	3	0-0	0-0	0-0	1	2	0	0
Team					6			
Totals	200	33-72	4-14	11-17	47	25	16	81

South Florida 31 33 - 64
Notre Dame 37 44 - 81

FG Pct: South Florida 45.3, Notre Dame 45.8. **3-PT FG Pct:** South Florida 44.4, Notre Dame 28.6. **FT Pct:** South Florida 70.6, Notre Dame 64.7. **Turnovers:** South Florida 20, Notre Dame 14. **Blocked Shots:** South Florida 3, Notre Dame 2. **Steals:** South Florida 5 (Doomes-Stephens 2), Notre Dame 9 (Mallory 3). **Attendance:** 8,097.

NOTES: Notre Dame extends its winning streak to 15 games, tying for the third-longest run in school history (also in 1990-91) and trailing only streaks of 20 games (1999-2000) and 23 games (2000-01) in the program's record books ... the Fighting Irish improve to 6-2 all-time against South Florida (3-2 in BIG EAST regular-season play) and earn their third consecutive series win over the Bulls ... this was only the second in six series matchups under the BIG EAST banner (including a 2006 conference tournament quarterfinal game) that was decided by double digits (Notre Dame won 92-49 on USF's last visit to Purcell Pavilion on Feb. 27, 2008) ... the Fighting Irish are 23-5 (.821) all-time against Florida schools (9-3 at home), including a 2-0 record this season (also won 85-52 at UCF on Dec. 29) ... Notre Dame has forced 20+ turnovers in 13 of 15 games this season ... the Fighting Irish grabbed 20+ offensive rebounds for the third time this season, having also done so against UAPB (25) and on Dec. 31 vs. Vanderbilt (26) ... for just the second time in nine home games this year, a Notre Dame opponent scored more than 60 points at Purcell Pavilion (Vanderbilt scored 69) ... the Fighting Irish notch the 675th win in the program's 33-year history, now sporting a 675-296 (.695) all-time record ... Notre Dame head coach Muffet McGraw earned her 599th career win, improving to 599-238 (.716) in 28 seasons as a collegiate coach, the past 23 at Notre Dame following a five-year stint at Lehigh (1982-87) ... Lindsay Schrader collected her third double-double of the season and the 14th of her career, tying her season-high point total set in the Vanderbilt win ... Schrader also moved into 10th place on Notre Dame's career rebounds list with 711 boards, passing Kelley Siemon (707 from 1997-2001) ... in addition, Schrader climbed into 17th place on the Fighting Irish all-time scoring chart with 1,230 points, supplanting Letitia Bowen (1,129 from 1991-95) on that list ... Schrader broke out of a tie for eighth place on Notre Dame's career starts list with her 106th assignment, easing by Mary Gavin (1984-88) in that category ... Ashley Barlow snared a season-high 11 rebounds and delivered a season-best five assists, both totals being one away from her career high in each category ... Barlow also picked up her second "5-5-5" game of the season and ninth of her career ... Natalie Novosel came off the bench to tie her season high with 12 points, matching her output vs. Valparaiso on Dec. 12 ... Melissa Lechlitner scored in double figures for the fourth consecutive game, matching the longest double-digit scoring streak of her career (also Dec. 13-30, 2008) ... Lechlitner also dished out four assists, giving her 326 career helpers and moving her into a tie for 10th place on the Notre Dame all-time assist chart (with Laura Dougherty, who had 326 assists from 1981-85).



2009-10 Notre Dame Women's Basketball Box Scores

GAME 16

#1 Connecticut 70, #3 Notre Dame 46
January 16, 2010
Gampel Pavilion (Storrs, Conn.)

Notre Dame (46)

Player	min	fg-a	3fg-a	ft-a	reb	ast	pf	tp
Bruszewski	18	1-7	0-3	2-2	1	0	3	4
Diggins	34	2-13	2-7	0-0	1	2	2	6
Barlow	30	4-13	1-6	1-2	6	0	2	10
Lechlitner	25	0-3	0-0	0-0	1	1	1	0
Schrader	27	3-9	0-0	0-0	9	2	1	6
Peters	21	6-11	0-0	0-2	8	0	3	12
Turner	2	1-1	0-0	0-0	0	0	0	2
Novosel	10	0-1	0-0	0-0	1	1	0	0
Mallory	19	0-6	0-3	3-4	1	1	3	3
Williamson	14	1-3	0-0	1-2	3	0	2	3
Team					8			
Totals	200	18-67	3-19	7-12	39	7	17	46

Connecticut (70)

Player	min	fg-a	3fg-a	ft-a	reb	ast	pf	tp
Moore	31	8-18	1-7	3-4	11	3	1	20
Charles	33	9-12	0-0	5-5	13	1	3	23
Hayes	30	0-4	0-2	0-0	2	8	2	0
Doty	33	3-9	1-7	0-0	4	1	0	7
Greene	31	5-11	0-0	3-4	4	2	3	13
Fernandes	2	0-0	0-0	0-0	0	0	0	0
Buck	1	0-0	0-0	0-0	0	0	0	0
Gardler	3	0-1	0-1	0-0	1	0	0	0
Dixon	17	0-1	0-1	3-4	5	3	0	3
Faris	9	0-0	0-0	0-0	0	0	1	0
McLaren	10	2-4	0-0	0-0	4	1	2	4
Team					1			
Totals	200	27-60	2-18	14-17	45	19	12	70

Notre Dame	19	27	-	46
Connecticut	42	28	-	70

FG Pct: Notre Dame 26.9, Connecticut 45.0. **3-PT FG Pct:** Notre Dame 15.8, Connecticut 11.1. **FT Pct:** Notre Dame 58.3, Connecticut 82.4. **Turnovers:** Notre Dame 19, Connecticut 18. **Blocked Shots:** Notre Dame 1, Connecticut 7 (Moore, Hayes 2). **Steals:** Notre Dame 13 (Diggins 5), Connecticut 9 (Hayes, Greene 3). **Attendance:** 10,167 (capacity).

NOTES: Notre Dame sees its 15-game winning streak snapped, ending the third-longest string in school history (tied with a similar run in 1990-91) and the second-longest streak to start a season in program annals (the 2000-01 club was the last to have success strings of a longer length, opening 23-0) ... the Fighting Irish suffer their first road loss since last year's 76-66 loss at Connecticut, and fall to 23-10 on the road in the past two-plus seasons (2007-08 to present) ... entering the game, Notre Dame had not trailed by more than 10 points (23-13 at Purdue on Jan. 4) at any time all season ... the Fighting Irish were held to 46 points, their lowest scoring total since Jan. 24, 2006 (a 69-43 loss at #10/9 Rutgers) ... Notre Dame also shot a season-low .269 from the field ... the Fighting Irish trailed at halftime for only the second time all year (also at Purdue on Jan. 4) ... Notre Dame posted double-digit steals for the 11th time this season ... the Fighting Irish collected at least 20 offensive rebounds for the fourth time this year ... Notre Dame drops to 2-14 all-time against top-ranked opponents ... the Fighting Irish now are 4-23 in the series against Connecticut, with a 1-12 series record on the road ... junior forward Devereaux Peters became the seventh different leading scorer for Notre Dame this season, and the seventh different scoring leader in the past nine games ... Peters tallied a season-high 12 points (her best output since Nov. 16, 2008, when she also scored 12 at #24/22 LSU in the State Farm Tip-Off Classic) and tied her season best with eight rebounds ... Peters' six field goals made also tied her career high that she set three times before (most recently in the LSU game last year) ... senior guard/tri-captain Ashley Barlow moved into a tie for 14th place on the Notre Dame career scoring list with 1,290 points, matching Megan Duffy's total from 2002-06 ... fifth-year senior guard/tri-captain Lindsay Schrader rose to 16th place on the Fighting Irish career scoring chart with 1,236 points, passing Mary Beth Schueth, who scored 1,233 points from 1981-85 ... freshman guard Skylar Diggins recorded a career-high five steals, after notching four on two other occasions this season (most recently vs. South Carolina on Nov. 27 at the Paradise Jam in the U.S. Virgin Islands).

GAME 17

#4/5 Notre Dame 78, Louisville 60
January 19, 2010
Freedom Hall (Louisville, Ky.)

Notre Dame (78)

Player	min	fg-a	3fg-a	ft-a	reb	ast	pf	tp
Bruszewski	25	2-6	0-0	1-2	6	7	4	5
Diggins	30	8-13	2-4	2-2	3	2	3	20
Barlow	33	6-13	2-8	4-4	7	3	2	18
Lechlitner	35	6-9	2-2	0-0	0	2	0	14
Schrader	32	5-6	0-0	2-3	10	2	0	12
Peters	15	2-5	0-0	2-2	5	0	4	6
Turner	0+	0-0	0-0	0-0	0	0	0	0
Novosel	18	0-3	0-1	3-4	2	0	2	3
Mallory	8	0-1	0-0	0-0	0	1	3	0
Christiansen	0+	0-1	0-0	0-0	0	0	0	0
Williamson	4	0-1	0-0	0-0	0	0	0	0
Team					0			
Totals	200	29-58	6-15	14-17	33	17	18	78

Louisville (60)

Player	min	fg-a	3fg-a	ft-a	reb	ast	pf	tp
Rainey	26	2-3	0-0	0-0	4	0	3	4
Reid	38	8-16	0-0	7-10	9	0	2	23
Hines	39	4-8	0-0	2-2	6	4	4	10
Harper	29	1-4	0-1	0-0	0	3	5	2
Burke	38	6-14	3-5	1-2	5	2	1	16
Rucker	11	1-3	0-0	0-0	1	0	2	2
Burton	14	1-2	0-0	1-2	1	0	1	3
Story	1	0-0	0-0	0-0	1	0	0	0
Taylor	4	0-1	0-1	0-1	0	0	1	0
Team					2			
Totals	200	23-51	3-7	11-17	29	9	19	60

Notre Dame	37	41	-	78
Louisville	37	23	-	60

FG Pct: Notre Dame 50.0, Louisville 45.1. **3-PT FG Pct:** Notre Dame 40.0, Louisville 42.9. **FT Pct:** Notre Dame 82.4, Louisville 64.7. **Turnovers:** Notre Dame 15, Louisville 20. **Blocked Shots:** Notre Dame 3, Louisville 0. **Steals:** Notre Dame 7 (Peters 2), Louisville 3 (Burton 2). **Attendance:** 6,324.

NOTES: Notre Dame head coach Muffet McGraw becomes the 19th NCAA Division I coach to record 600 career wins, and ties former Saint Peter's coach Mike Granelli for 10th on the list of fastest D-I coaches to 600 victories (both McGraw and Granelli hit the mark in game #839) McGraw now has a career record of 600-239 (.715) in her 28th season as a collegiate coach, including a 512-198 (.721) record in 23 years at Notre Dame ... the Fighting Irish now are 53-14 (.791) in "bounce back" games (first after a double-digit loss) since joining the BIG EAST Conference in 1995-96, with a 78-31 (.716) record in "bounce back" games during the McGraw era (1987-88 to present) ... Notre Dame ties its all-time series with Louisville at 4-4, while earning its third win in four tries at Louisville ... the 18-point margin is the largest by either team in the series (previous: 69-54 ND win at Louisville on Feb. 21, 1994), with the four prior BIG EAST matchups all decided by 10 points or fewer ... Notre Dame improves to 24-10 (.706) on the road during the past two-plus seasons (since the start of the 2007-08 campaign), including a 4-1 record this year ... the Fighting Irish forced at least 20 opponent turnovers for the 14th time in 17 games this season ... Notre Dame trailed by 12 points in the first half (33-21) before coming back for the victory, the second double-digit rally for the Fighting Irish this season (trailed by 10 at Purdue on Jan. 4 before winning 79-75) ... Notre Dame shoots 50 percent or better from the field for the sixth time this year ... the Fighting Irish posted at least four double-figure scorers in a game for the ninth time this season (9-0 record) ... freshman guard Skylar Diggins registers her second 20-point game of the year, having tossed in a career-high 21 points against #23/24 San Diego State on Nov. 26 at the Paradise Jam in the U.S. Virgin Islands (ironically, that was the day McGraw earned her 500th win at Notre Dame) ... fifth-year senior guard Lindsay Schrader logs her fourth double-double of the season, and 15th of her career ... Schrader moves into a tie for ninth place on the Notre Dame career rebounds list with 730 boards, matching Krissi Davis' output from 1987-91 ... junior forward Becca Bruszewski dished out a career-high seven assists, two more than her previous best set on Dec. 8 vs. IPFW ... Bruszewski also earned her first career "5-5-5" game with five points, six rebounds and seven assists ... Bruszewski is the seventh different Fighting Irish player to lead the team in assists in a game this season ... senior guard/tri-captain Ashley Barlow takes over sole possession of 14th place on Notre Dame's career scoring list with 1,308 points, passing Megan Duffy (1,290 from 2002-06).



Head Coach Muffet McGraw

23rd season at ND (512-198, .721) • 28th season overall (600-239, .715)

"If we searched for an entire year, I don't think we would find anyone better suited for our program."

With those words, former Notre Dame athletics director **Gene Corrigan** announced the hiring of **Muffet McGraw** as the third head coach of the Irish women's basketball program on May 18, 1987. Corrigan may not have realized it at the time, but he also ushered in an era of unparalleled success in women's basketball at Notre Dame, brought to life on the shoulders of a 5-foot-6 dynamo who accepts nothing less than the very best from herself, her players and her program.

Ask anyone familiar with women's basketball about McGraw and her Notre Dame program and inevitably, you'll hear the same two words — consistency and excellence. And it's no wonder, when you consider what McGraw and the Irish have achieved in the past 22-plus years:

- The 2001 NCAA Championship, defeating Purdue in the title game, 68-66. McGraw is one of only eight active Division I coaches to guide her team to a national title.
- Two trips to the NCAA Final Four (1997 and 2001). McGraw is one of just 14 active Division I coaches to lead her team to multiple Final Four appearances.
- Seven NCAA Sweet 16 trips, all in the past 13 seasons (1997-2009). The Irish are one of only 11 programs in the nation that can make that claim.
- 19 seasons with 20-or-more victories, including 15 in the past 16 years (1993-2009). Notre Dame also has posted six 25-win seasons and two 30-win campaigns in the past 12 years (1997-2008).
- 16 NCAA Tournament appearances, including a current string of 14 consecutive NCAA Tournament berths. During the present 14-year streak (1996-2009), Notre Dame has won at least one NCAA postseason game 12 times.
- 64 wins over ranked opponents, including 54 in the past 11-plus seasons alone (1998-2010). In addition, 20 of those wins have come against top-10 opponents.
- 189 appearances in the Associated Press Top 25 poll, putting McGraw 13th among active Division I coaches and 22nd all-time on that list (through Jan. 18, 2009). Notre Dame also has spent 87 weeks ranked among the top 10 teams in the nation, all in the past 12-plus seasons (1997-2010).
- 11 top-four finishes in the BIG EAST Conference during Notre Dame's first 14 years in that league (1995-96 through 2008-09). The Irish also won a share of the 2001 BIG EAST regular-season title.
- 14 consecutive top-20 recruiting classes, dating to the incoming class of 1997. Notre Dame is one of just three programs in the nation that owns an active streak of that length.
- One of only four coaches in the 123-year history of Fighting Irish athletics to win 500 games at Notre Dame, joining fencing's **Michael DeCicco** and **Yves Auriol**, and baseball's **Jake Kline**.
- The winningest basketball coach (men's or women's) in school history, with noted men's skipper **Richard "Digger" Phelps** second on that list (393 wins).
- A perfect 100-percent graduation rate for all players entering the program since 1987 who have completed their athletic and academic eligibility at Notre Dame (a spotless 58-for-58 success rate, including current senior center **Erica Williamson**, who officially earned her diploma a full semester early on Jan. 3, 2010).

McGraw also ranks among the top 20 active NCAA Division I coaches with 600 career wins (reaching that milestone on Jan. 19, 2010, at Louisville in her 839th game, tying for 10th-fastest in Division I history) and a .715 all-time winning percentage.

Still, with all of those accomplishments in hand, McGraw has shown no signs of slowing down any time soon. In July 2008, the veteran head coach signed a contract extension that will keep her patrolling the Irish sidelines through the 2014-15 campaign.

"For more than 20 years, Muffet has led our program with integrity and passion, and, of course, to much success," said **Rev. John I. Jenkins, C.S.C.**, Notre Dame's president. "As we look forward to many more years together, I am confident that the excellence she has achieved on and off the court will continue."

Under McGraw's guidance, the past 14-plus seasons (1995-96 to 2009-10) have been the most successful in Notre Dame's history. The Irish have compiled an impressive 353-118 (.749) record, including a sparkling 179-57 (.758) regular-season mark in BIG EAST play, the second-best winning percentage in league history. Notre Dame also has averaged better than 24 victories per year during that span, with two 30-win seasons and six 25-win campaigns to its credit.

Success for McGraw also has meant coaching great players. During her illustrious career, the Notre Dame skipper has coached nine All-Americans, including 2001 consensus National Player of the Year **Ruth Riley**. She also has worked with five players who have been selected for USA Basketball National Teams, with those players going on to win a total of nine medals (highlighted by Riley's gold with the '04 U.S. Olympic Team). In addition, McGraw has coached 21 players who have earned all-conference recognition a total of 45 times, including 15 first-team picks who have been chosen a total of 26 times, and has helped shape several other national award winners, namely two Frances Pomeroy Naismith award recipients (**Niele Ivey** in 2001, **Megan Duffy** in 2006) and 2002 United States Basketball Writers Association (USBWA) National Freshman of the Year **Jacqueline Batteast**.

Another sign of McGraw's success has been her ability to prepare her players for the next level. No less than 18 Notre Dame cagers have gone on to play professionally (domestically or overseas), including nine who either have been drafted or signed as free agents with WNBA teams. The past nine years have seen the greatest influx of Irish talent into the WNBA, with seven Notre Dame players having been selected in the league's annual draft since 2001. Four of those players — Riley, Ivey, **Kelley Siemon** and **Ericka Haney** — were starters on the '01 Irish NCAA championship team, and five of the recent Irish WNBA draftees (Riley, Ivey, Batteast, Duffy and **Charel Allen**) earned All-America status during their careers at Notre Dame.

Dedicated to help grow and further the sport in any way possible, McGraw has helped groom 12 of her former players and/or assistant coaches who currently are serving as coaches at either the high school or college level. Of those dozen proteges, seven presently are Division I head coaches — 1988 Notre Dame graduate **Sandy Botham** (Wisconsin-Milwaukee), 1997 Notre Dame graduate and the school's all-time leading scorer **Beth (Morgan) Cunningham** (Virginia Commonwealth), **Bill Fennelly** (Iowa State), **Kevin McGuff** (Xavier), **Carol Owens** (Northern Illinois), 1991 Notre Dame graduate **Coquese Washington** (Penn State) and most recently, 1994 Notre Dame graduate **Kristin (Knapp) Cole** (New Hampshire). McGuff, Owens and Washington comprised McGraw's assistant coaching staff on the 2001 Irish NCAA national championship squad, while McGuff and Owens also were on staff for Notre Dame's run to the 1997 NCAA Final Four.

A native of West Chester, Pa., McGraw received her bachelor's degree in sociology from Saint Joseph's University (Pa.) in 1977. Following graduation, she coached for two seasons at Philadelphia's Archbishop Carroll High School where she guided her teams to a 50-3 record. McGraw then played point guard for one year with the California Dreams, a team in the since-folded Women's Professional Basketball League (WBL). She returned to her alma mater in 1980, serving as an assistant coach under **Jim Foster** (now the head coach at Ohio State). Two years later, McGraw was named head coach at Lehigh University, her teams finishing 88-41 (.683) during her five-year tenure.

In 1986, she was inducted into the SJU Women's Basketball Hall of Fame, followed by her enshrinement into the Philadelphia Big Five Women's Hall of Fame in 1989. In November 2002, McGraw's alma mater came calling once again, inducting her into the SJU Athletics Hall of Fame. McGraw also was named an honorary alumna by the Notre Dame Alumni Association in 1997 and received an honorary monogram from the Notre Dame Monogram Club that same year.

McGraw and her husband, **Matt**, celebrated their 32nd wedding anniversary in 2009 and make their home in Granger, Ind. They are the proud parents of 19-year-old son **Murphy**, who is a sophomore at Indiana University.



Consensus National Coach of the Year, 2001

Naismith National Coach of the Year Finalist, 1997, 1998, 2001, 2005

Conference Coach of the Year, 1983, 1988, 1991, 2001

NCAA National Champion, 2001

NCAA Final Four 1997, 2001

NCAA Tournament 1992, 1994, 1996-2009

NIT 1989, 1991, 1995

NOTE: McGraw's complete bio, including year-by-year records/results can be found on 72-77 of this year's Notre Dame women's basketball media guide.

#1 Erica Solomon

Forward • 6-2 • So.-1V • Charleston, W.Va. (Detroit (Mich.) Country Day School)

Did You Know?

- ◆ Nickname is “Rock” after her middle name (Raquel).
- ◆ Graduated from same high school that produced NBA standouts Chris Webber and Shane Battier, as well as former Irish All-America women’s soccer player/current U.S. National Team member Kate (Sobrero) Markgraf, among others.
- ◆ One of seven Irish basketball players who also competed in another sport in high school — was a successful high jumper, setting school record in the event (5 ft., 6 in.).
- ◆ Tied for ninth in school history with 1.071 career blocks average.


2009-10 Highlights

- ◆ Collected four points, career-high-tying two assists and two steals in BIG EAST opener against Villanova.
- ◆ Played season-high 16 minutes against Charlotte, dropping in eight points.
- ◆ Turned in solid weekend at Paradise Jam, averaging 7.3 ppg. and 4.0 rpg. in three-game set.
- ◆ Tied career best with two assists, in addition to seven points, vs. #20/17 Oklahoma at Paradise Jam.
- ◆ Scored season-high nine points against South Carolina at Paradise Jam.
- ◆ Grabbed four rebounds in each of three games at Paradise Jam.
- ◆ Made season debut at #21 Michigan State after missing UAPB game with sprained ankle suffered in practice.

Solomon Game-by-Game

2009-10	MP	FG	3FG	FT	O-R	A	T	B	S	Pts
Ark.-Pine Bluff	Did not play (injured)									
at Michigan St.	10	1-3	0-0	0-0	1-2	0	1	1	0	2
Iona	9	0-2	0-0	0-0	0-0	1	0	1	1	0
vs. San Diego St.	12	1-7	0-0	4-7	3-4	1	0	1	1	6
vs. South Carolina	15	2-2	0-0	5-6	2-4	1	0	1	1	9
vs. Oklahoma	15	3-6	0-0	1-1	1-4	2	1	1	2	7
Eastern Michigan	6	0-0	0-0	0-0	0-0	0	2	1	0	0
IPFW	Did not play									
Valparaiso	Did not play									
Charlotte	16	3-6	0-1	2-2	0-0	1	3	0	0	8
at Central Florida	5	0-1	0-0	1-2	0-0	0	0	0	0	1
Vanderbilt	4	0-0	0-0	0-0	0-0	1	0	0	0	0
at Purdue	5	0-0	0-0	0-0	0-0	1	1	1	0	0
Villanova	10	2-4	0-0	0-0	0-0	2	1	0	2	4
South Florida	Did not play									
at Connecticut	Did not play									
at Louisville	Did not play									
West Virginia										
Providence										
at Syracuse										
at Rutgers										
Pittsburgh										
at Cincinnati										
DePaul										
at St. John's										
at Georgetown										
Marquette										
at Seton Hall										
Connecticut										

* - game started



Career Highs

Points

15 at Boston College (11/23/08)

Rebounds

10 at Villanova (1/24/09)

Assists

2, seven times (MR: vs. Villanova, 1/9/10)

Field Goals

6 at Pittsburgh (2/3/09)

Field Goal Attempts

11 at Pittsburgh (2/3/09)

3-Point Field Goals

None

3-Point Field Goal Attempts

1 vs. Charlotte (12/20/09)

Free Throws

6, twice (MR: at EMU, 12/2/08)

Free Throw Attempts

10 at Eastern Michigan (12/2/08)

Steals

3 at Valparaiso (12/13/08)

Blocked Shots

4 at Eastern Michigan (12/2/08)

Minutes Played

24, twice (MR: at USF, 2/17/09)

Miscellaneous

Double-doubles0
Double-figure scoring games	...7
20-point games0
Double-figure rebound games1
5-block games0
5-steal games0

Solomon's Career Statistics — All Games

Season	GP-GS	Min.-Avg.	FG-FGA	Pct.	3FG-3FGA	Pct.	FT-FTA	Pct.	Off	Def	Reb	Avg.	PF-DQ	A	T	B	S	Pts	Avg.
2008-09	31-0	512-16.5	66-154	.429	0-0	.000	53-86	.616	70	68	138	4.5	75-0	21	44	38	17	185	6.0
2009-10	11-0	107-9.7	12-31	.387	0-1	.000	13-19	.684	7	7	14	1.3	18-0	10	9	7	7	37	3.4
TOTALS	42-0	619-14.7	78-185	.422	0-1	.000	66-105	.629	77	75	152	3.6	93-0	31	53	45	24	222	5.3

Solomon's Career Statistics — BIG EAST Games

Season	GP-GS	Min.-Avg.	FG-FGA	Pct.	3FG-3FGA	Pct.	FT-FTA	Pct.	Off	Def	Reb	Avg.	PF-DQ	A	T	B	S	Pts	Avg.
2008-09	16-0	260-16.3	33-73	.452	0-0	.000	18-35	.514	39	33	72	4.5	50-0	10	26	20	8	84	5.3
2009-10	1-0	10-10.0	2-4	.500	0-0	.000	0-0	.000	0	0	0	0.0	1-0	2	1	0	2	4	4.0
TOTALS	17-0	270-15.9	35-77	.455	0-0	.000	18-35	.514	39	33	72	4.2	51-0	12	27	20	10	88	5.2

#4 Skylar Diggins

Guard • 5-9 • Fr.-HS • South Bend, Ind. (Washington HS)



Awards/Honors

- ◆ Preseason Naismith Trophy Watch List
- ◆ BIG EAST Preseason Freshman of the Year
- ◆ Paradise Jam Island Division MVP
- ◆ BIG EAST Freshman of the Week (Nov. 23, Jan. 11)
- ◆ BIG EAST Weekly Honor Roll (Nov. 30)

Did You Know?

- ◆ One of three McDonald's All-Americans (Peters, Schrader) and three former high school Miss Basketball selections (Schrader, Watson) on 2009-10 Irish roster.
- ◆ One of seven Irish basketball players who also competed in another sport in high school — was two-time all-conference selection in volleyball.
- ◆ Graduated sixth in her high school class (of 300 students) and has designs on a career as an orthopedic surgeon.
- ◆ Also a talented disc jockey, who often worked the tables during her spare time in high school.

2009-10 Highlights

- ◆ Leads team in scoring (13.4 ppg.) and free throw percentage (.789), second in steals (2.1 spg.) and assists (tied-2.5 apg.), and third in three-point percentage (.365); also has two "5-5-5" games ... started past 13 games after coming off bench in first four.
- ◆ Powered second-half surge for Irish at Louisville, scoring 15 of team-high 20 points (on 6-7 FG) in final 20 minutes.
- ◆ Had career-high five steals at Connecticut.
- ◆ Registered 14 points and four rebounds in win over USF.
- ◆ Had sharp BIG EAST debut vs. Villanova with game-high 18 points (7-9 FG, 1-1 3FG, 3-3 FT).
- ◆ Chalked up 15 points, four assists and two steals in season-high 37 minutes at Purdue ... had six points, steal and assist in 12-2 run bridging halftime to help Irish wipe out early 10-point deficit.
- ◆ Collected 15 points, seven rebounds (five offensive) and four assists against #18/16 Vanderbilt.
- ◆ Tallied 12 points, four rebounds and two steals in win at UCF.
- ◆ Packed stat sheet vs. Charlotte with nine points, six rebounds, five assists and three steals, her second "5-5-5" game of season.
- ◆ Shared team-high scoring honors vs. Eastern Michigan with 15 points, including go-ahead three-point play with 11:09 left and four key points in 8-0 run after final second-half media timeout.
- ◆ Named MVP of Paradise Jam Island Division after averaging 16.3 ppg., 4.7 rpg., 3.0 apg., with .538 FG% (21-39) and .545 3FG% (6-11) and leading Irish to three wins and tournament title.
- ◆ Scored 14 of team-high 16 points vs. #20/17 Oklahoma in first half, connecting on all four three-point attempts in the period (finished 4-6 on 3FG).
- ◆ Made first career start vs. South Carolina at Paradise Jam, tallying 12 points and four steals.

Diggins Game-by-Game

2009-10	MP	FG	3FG	FT	O-R	A	T	B	S	Pts
Ark.-Pine Bluff	23	6-10	1-2	1-3	4-8	5	4	0	4	14
at Michigan St.	25	1-6	0-1	7-8	0-1	2	3	1	1	9
Iona	25	4-12	1-3	8-10	0-4	3	1	0	2	17
vs. San Diego St.	29	9-16	2-4	1-3	0-6	3	3	3	2	21
vs. South Carolina*	27	6-11	0-1	0-0	2-4	2	1	0	4	12
vs. Oklahoma*	32	6-12	4-6	0-0	0-4	4	4	0	1	16
Eastern Michigan*	29	5-12	0-4	5-5	2-6	1	2	1	3	15
IPFW*	25	4-8	1-1	0-0	1-3	0	3	0	2	9
Valparaiso*	25	2-6	1-1	1-2	3-4	3	1	1	2	6
Charlotte*	24	3-12	1-5	2-2	3-6	5	5	1	3	9
at Central Florida*	26	4-10	0-2	4-5	2-4	0	5	0	2	12
Vanderbilt*	33	6-11	1-2	2-3	5-7	4	4	1	1	15
at Purdue*	37	4-12	1-5	6-7	0-2	4	1	1	2	15
Villanova*	27	7-9	1-1	3-3	1-2	2	3	0	2	18
South Florida*	27	5-11	1-3	3-4	2-4	1	4	0	0	14
at Connecticut*	34	2-13	2-7	0-0	1-1	2	4	0	5	6
at Louisville*	30	8-13	2-4	2-2	2-3	2	3	1	0	20
West Virginia										
Providence										
at Syracuse										
at Rutgers										
Pittsburgh										
at Cincinnati										
DePaul										
at St. John's										
at Georgetown										
Marquette										
at Seton Hall										
Connecticut										

- ◆ Dropped in season-high 21 points and added personal bests of 9-16 FG and three blocks in win over #23/24 San Diego State at Paradise Jam.
- ◆ Scored 17 points (season-high 8-10 FT) in win over Iona.
- ◆ Made college debut vs. Arkansas-Pine Bluff with 14 points (10 in the first half), eight rebounds, five assists and four steals (her first "5-5-5" game).

Career Highs

Points
21 vs. San Diego St. (11/26/09)

Rebounds
8 vs. Ark.-Pine Bluff (11/15/09)

Assists
5, twice (MR: vs. Charlotte, 12/20/09)

Field Goals
9 vs. San Diego St. (11/26/09)

Field Goal Attempts
16 vs. San Diego St. (11/26/09)

3-Point Field Goals
4 vs. Oklahoma (11/28/09)

3-Point Field Goal Attempts
7 at Connecticut (1/16/10)

Free Throws
8 vs. Iona (11/22/09)

Free Throw Attempts
10 vs. Iona (11/22/09)

Steals
5 at Connecticut (1/16/10)

Blocked Shots
3 vs. San Diego St. (11/26/09)

Minutes Played
37 at Purdue (1/4/10)

Miscellaneous

Double-doubles0
 Double-figure scoring games .12
 20-point games.....2
 Double-figure rebound games.....0
 5-assist games2
 5-steal games.....1

Diggins' Career Statistics — All Games

Season	GP-GS	Min.-Avg.	FG-FGA	Pct.	3FG-3FGA	Pct.	FT-FTA	Pct.	Off	Def	Reb	Avg.	PF-DQ	A	T	B	S	Pts	Avg.
2009-10	17-13	478-28.1	82-184	.446	19-52	.365	45-57	.789	28	41	69	4.1	38-0	43	51	10	36	228	13.4
TOTALS	17-13	478-28.1	82-184	.446	19-52	.365	45-57	.789	28	41	69	4.1	38-0	43	51	10	36	228	13.4

Diggins' Career Statistics — BIG EAST Games

Season	GP-GS	Min.-Avg.	FG-FGA	Pct.	3FG-3FGA	Pct.	FT-FTA	Pct.	Off	Def	Reb	Avg.	PF-DQ	A	T	B	S	Pts	Avg.
2009-10	4-4	118-29.5	22-46	.478	6-15	.400	8-9	.889	6	4	10	2.5	9-0	7	14	1	7	58	14.5
TOTALS	4-4	118-29.5	22-46	.478	6-15	.400	8-9	.889	6	4	10	2.5	9-0	7	14	1	7	58	14.5

#12 Fraderica Miller

Guard • 5-10 • So.-1V • Ellenwood, Ga. (The Marist School)



Did You Know?

- ◆ First name is pronounced “fruh-DARE-uh-kuh” ... nickname is “Fred”.
- ◆ Among team’s most improved players this season, having already met or exceeded last year’s production in nearly all categories.
- ◆ Shot team-high .636 (7-11) from floor and started twice on Notre Dame’s 2009 European tour, while also finishing third on squad in steals (2.7 spg.).
- ◆ Also strong in the classroom, earning dean’s list honors in spring 2009 with 3.667 semester GPA (she is enrolled in Notre Dame’s Mendoza College of Business but has not yet declared a major).
- ◆ One of seven Irish basketball players who also competed in another sport in high school — ran track & field, competing primarily in sprints (100m/200m/400m).

2009-10 Highlights

- ◆ Underwent arthroscopic surgery Jan. 18 to repair meniscus injury in left knee - timetable has not yet been established for her return.
- ◆ Had two points (first two FT of season) and two steals in BIG EAST opener vs. Villanova.
- ◆ Drove baseline for pretty reverse layup during five minutes of action at Purdue.
- ◆ Had steal, assist and forced shot clock violation in lone minute late in first half of win over #18/16 Vanderbilt.
- ◆ Nabbed career-high five steals vs. Valparaiso, adding four points and four rebounds in 15 minutes.
- ◆ Made the most of her 16 minutes vs. IPFW with six points, six rebounds, two steals, and career-high-tying two assists and one block.
- ◆ Collected four rebounds and first career blocked shot vs. South Carolina at Paradise Jam.
- ◆ Provided spark off bench vs. Iona with two points and career-high-tying three steals in 11 minutes.
- ◆ Enjoyed finest night of her career in season opener vs. Arkansas-Pine Bluff, logging personal bests in points (11), rebounds (7), field goals made-attempted (5-8), free throws made (1) and minutes played (20) ... also was her first career double-digit scoring night (scored 17 points all of last year).

Miller Game-by-Game

2009-10	MP	FG	3FG	FT	O-R	A	T	B	S	Pts
Ark.-Pine Bluff.....	20	5-8	0-0	1-2	3-7	2	3	0	0	11
at Michigan St.....	1	0-0	0-0	0-0	0-0	0	0	0	0	0
Iona.....	11	1-1	0-0	0-1	1-1	1	1	0	3	2
vs. San Diego St.....	3	0-0	0-0	0-0	0-0	0	0	0	0	0
vs. South Carolina.....	8	0-1	0-0	0-0	2-4	0	2	1	0	0
vs. Oklahoma.....	Did not play									
Eastern Michigan.....	2	0-1	0-0	0-0	1-2	0	1	0	0	0
IPFW.....	16	3-4	0-0	0-0	3-6	2	2	1	2	6
Valparaiso.....	15	2-2	0-0	0-1	2-4	2	3	0	5	4
Charlotte.....	13	1-1	0-0	0-0	2-2	1	2	0	1	2
at Central Florida.....	10	1-1	0-0	0-2	1-2	0	1	0	1	2
Vanderbilt.....	1	0-0	0-0	0-0	0-0	1	0	0	1	0
at Purdue.....	5	1-1	0-0	0-0	0-0	0	1	0	0	2
Villanova.....	5	0-1	0-0	2-2	0-0	0	0	0	2	2
South Florida.....	Did not play (injured)									
at Connecticut.....	Did not play (injured)									
at Louisville.....	Did not play (injured)									
West Virginia	Providence									
at Syracuse	at Rutgers									
Pittsburgh	at Cincinnati									
DePaul	at St. John's									
at Georgetown	Marquette									
at Seton Hall	Connecticut									
Connecticut	* - game started									

Career Highs

Points

11 vs. Ark.-Pine Bluff (11/15/09)

Rebounds

7 vs. Ark.-Pine Bluff (11/15/09)

Assists

2, five times (MR: vs. Valpo., 12/12/09)

Field Goals

5 vs. Ark.-Pine Bluff (11/15/09)

Field Goal Attempts

8 vs. Ark.-Pine Bluff (11/15/09)

3-Point Field Goals

None

3-Point Field Goal Attempts

None

Free Throws

2 vs. Villanova (1/9/10)

Free Throw Attempts

5 vs. Loyola-Chicago (12/20/08)

Steals

5 vs. Valparaiso (12/12/09)

Blocked Shots

1, twice (MR: vs. IPFW, 12/8/09)

Minutes Played

20 vs. Ark.-Pine Bluff (11/15/09)

Miscellaneous

Double-doubles	0
Double-figure scoring games	1
20-point games.....	0
Double-figure assist games.....	0
5-assist games	0
5-steal games.....	1

Miller's Career Statistics — All Games

Season	GP-GS	Min.-Avg.	FG-FGA	Pct.	3FG-3FGA	Pct.	FT-FTA	Pct.	Off	Def	Reb	Avg.	PF-DQ	A	T	B	S	Pts	Avg.
2008-09	23-0	92-4.0	8-11	.727	0-0	.000	1-5	.200	6	7	13	0.6	25-0	8	5	0	15	17	0.7
2009-10	13-0	110-8.5	14-21	.667	0-0	.000	3-8	.375	15	13	28	2.2	13-0	9	16	2	15	31	2.4
TOTALS	36-0	202-5.6	22-32	.688	0-0	.000	4-13	.308	21	20	41	1.1	38-0	17	21	2	30	48	1.3

Miller's Career Statistics — BIG EAST Games

Season	GP-GS	Min.-Avg.	FG-FGA	Pct.	3FG-3FGA	Pct.	FT-FTA	Pct.	Off	Def	Reb	Avg.	PF-DQ	A	T	B	S	Pts	Avg.
2008-09	13-0	43-3.3	2-3	.667	0-0	.000	0-0	.000	2	4	6	0.5	10-0	5	2	0	7	4	0.3
2009-10	1-0	5-5.0	0-1	.000	0-0	.000	2-2	1.000	0	0	0	0.0	0-0	0	0	0	2	2	2.0
TOTALS	14-0	48-3.4	2-4	.500	0-0	.000	2-2	1.000	2	4	6	0.4	10-0	5	2	0	9	6	0.4

#14 Devereaux Peters

Forward • 6-2 • Jr.-1V • Chicago, Ill. (Fenwick HS)

Did You Know?

- ◆ First name is pronounced “DEV-er-OH” ... nickname is “Dev”.
- ◆ Has a 77-inch (6-foot-5) wingspan that, if turned vertically, would be taller than any player on Irish roster (senior center Erica Williamson is 6-foot-4).
- ◆ Peters’ alma mater, Fenwick High School in Oak Park, Ill., holds a special place in Notre Dame athletics history, having produced numerous Irish greats in several sports — the most notable is 1953 Heisman Trophy John Lattner.
- ◆ One of two Irish players who had an uncle play professional football — Peters’ uncle, Tom Seabron, played linebacker at Michigan and was a fifth-round draft pick of the San Francisco 49ers in 1979; Ashley Barlow’s uncle, Ron, was a fullback at Kansas State and was selected by the New York Jets in the 1965 American Football League redshirt draft.
- ◆ Has registered two career “5-5-5” games, both as a rookie in 2007-08.
- ◆ Ranks third in school history with 1.85 career blocks average, and just outside Irish top 10 with 1.67 career steals average.

2009-10 Highlights

- ◆ Leads team in blocks (1.43 bpg.) and is third in rebounding (5.6 rpg.) ... also shooting .500 (12-24) from field in BIG EAST play.
- ◆ Tallied six points, five rebounds and two steals at Louisville.
- ◆ Had best game since return from knee injury at Connecticut, scoring team-high 12 points (6-11 FG) and grabbing eight rebounds.
- ◆ Played first BIG EAST game in 23 months vs. Villanova, finishing with six points, four rebounds and season-high three steals.
- ◆ Packed stat sheet at Purdue with six points, game-high eight rebounds, three assists, two blocks and two steals ... also had defensive play of night, blocking Samantha Woods’ game-tying three-point attempt in right corner with four seconds left.

Peters Game-by-Game

2009-10	MP	FG	3FG	FT	O-R	A	T	B	S	Pts
Ark.-Pine Bluff	Did not play (injured)									
at Michigan St.	Did not play (injured)									
Iona	Did not play (injured)									
vs. San Diego St.	Did not play (injured)									
vs. South Carolina	Did not play (injured)									
vs. Oklahoma	Did not play (injured)									
Eastern Michigan	Did not play (injured)									
IPFW	Did not play (injured)									
Valparaiso	Did not play (injured)									
Charlotte	Did not play (injured)									
at Central Florida	10	1-2	0-0	0-0	1-2	0	1	2	1	2
Vanderbilt	14	3-7	0-0	1-3	3-8	2	0	4	1	7
at Purdue	19	2-13	0-0	2-2	4-8	3	1	2	2	6
Villanova	20	3-7	0-0	0-0	0-4	1	1	0	3	6
South Florida	12	1-1	0-0	0-2	2-4	2	1	1	0	2
at Connecticut	21	6-11	0-0	0-2	5-8	0	1	0	2	12
at Louisville	15	2-5	0-0	2-2	3-5	0	0	1	2	6
West Virginia										
Providence										
at Syracuse										
at Rutgers										
Pittsburgh										
at Cincinnati										
DePaul										
at St. John’s										
at Georgetown										
Marquette										
at Seton Hall										
Connecticut										

- ◆ Continued return from knee surgery with seven points, eight rebounds and four blocks in 14 minutes against #18/16 Vanderbilt.
- ◆ Made first appearance in 13 months at UCF, playing 10 minutes (two points, two rebounds, two blocked shots).
- ◆ Missed first 10 games of season while rehabilitating from two-part surgery (February/May 2009) to repair torn ACL in left knee suffered on Nov. 23, 2008 at Boston College.



Career Highs

- Points**
15 vs. Villanova (1/16/08)
- Rebounds**
12 vs. Connecticut (1/27/08)
- Assists**
4 vs. Saint Francis-Pa. (12/29/07)
- Field Goals**
6, four times (MR: at UConn, 1/16/10)
- Field Goal Attempts**
15 at Maryland (11/16/07)
- 3-Point Field Goals**
None
- 3-Point Field Goal Attempts**
None
- Free Throws**
8 at Richmond (1/2/08)
- Free Throw Attempts**
10 at Richmond (1/2/08)
- Steals**
7 vs. Villanova (1/16/08)
- Blocked Shots**
5 vs. Miami-Ohio (11/9/07)
- Minutes Played**
34 at Maryland (11/16/07)

Miscellaneous

Double-doubles	1
Double-figure scoring games	16
20-point games	0
Double-figure rebound games	1
5-block games	1
5-steal games	1

Peters’ Career Statistics — All Games

Season	GP-GS	Min.-Avg.	FG-FGA	Pct.	3FG-3FGA	Pct.	FT-FTA	Pct.	Off	Def	Reb	Avg.	PF-DQ	A	T	B	S	Pts	Avg.
2007-08	23-2	468-20.3	82-157	.522	0-0	.000	42-56	.750	57	72	129	5.6	78-5	23	40	45	39	206	9.0
2008-09	3-1	61-20.3	11-16	.688	0-0	.000	0-3	.000	3	10	13	4.3	6-0	5	4	6	5	22	7.3
2009-10	7-0	111-15.9	18-46	.391	0-0	.000	5-11	.455	18	21	39	5.6	22-0	8	5	10	11	41	5.9
TOTALS	33-3	640-19.4	111-219	.507	0-0	.000	47-70	.671	78	103	181	5.5	106-5	36	49	61	55	269	8.2

Peters’ Career Statistics — BIG EAST Games

Season	GP-GS	Min.-Avg.	FG-FGA	Pct.	3FG-3FGA	Pct.	FT-FTA	Pct.	Off	Def	Reb	Avg.	PF-DQ	A	T	B	S	Pts	Avg.
2007-08	9-2	161-17.9	30-58	.517	0-0	.000	22-29	.759	18	34	52	5.8	37-4	8	15	13	16	82	9.1
2008-09																			
			Did not play (injured)																
2009-10	4-0	68-17.0	12-24	.500	0-0	.000	2-6	.333	10	11	21	5.3	12-0	3	3	2	7	26	6.5
TOTALS	13-2	229-17.6	42-82	.512	0-0	.000	24-35	.686	28	45	73	5.6	49-4	11	18	15	23	108	8.3

#15 Kaila Turner

Guard • 5-8 • Fr.-HS • Joliet, Ill. (Marian Catholic HS)



Did You Know?

- ◆ From the “if you can’t beat ‘em, join ‘em” files, Turner’s high school team advanced to the Illinois Class AA semifinals during her junior year (2007-08), only to be defeated by eventual champion Fenwick High School, which was led by her new Notre Dame teammate, junior forward Devereaux Peters (Turner’s team came back to win the state third-place game).

2009-10 Highlights

- ◆ Hit jumper late in game at Connecticut.
- ◆ Tied career high with four rebounds in BIG EAST debut against Villanova.
- ◆ Had best day of her young career in most recent outing vs. Charlotte, posting career highs of 11 points (4-7 FG), four rebounds and five steals in 14 minutes.
- ◆ Played career-high 14 minutes vs. Valparaiso, scoring three points.
- ◆ Chalked up five points (first career 3FG and FTs), three assists and two rebounds vs. IPFW.
- ◆ Picked up assist and steal in closing minutes of win over South Carolina at Paradise Jam.
- ◆ Saw 12 minutes of action vs. Iona, collecting two points and an assist.
- ◆ Made college debut against Arkansas-Pine Bluff, knocking down a second-half jumper and dishing out a pair of assists in 11 minutes.

Turner Game-by-Game

2009-10	MP	FG	3FG	FT	O-R	A	T	B	S	Pts
Ark.-Pine Bluff	11	1-2	0-1	0-0	0-1	2	2	0	0	2
at Michigan St.	Did not play									
Iona	12	1-4	0-2	0-0	0-1	1	1	0	0	2
vs. San Diego St.	Did not play									
vs. South Carolina	4	0-0	0-0	0-0	0-0	1	0	0	1	0
vs. Oklahoma	Did not play									
Eastern Michigan	Did not play									
IPFW	10	1-1	1-1	2-2	0-2	3	0	0	0	5
Valparaiso	14	1-4	0-2	1-2	0-1	0	2	0	0	3
Charlotte	14	4-7	1-3	2-4	1-4	1	3	0	5	11
at Central Florida	11	1-2	0-0	0-0	0-0	1	1	0	0	2
Vanderbilt	Did not play									
at Purdue	Did not play									
Villanova	8	1-6	0-3	0-0	0-4	1	0	0	1	2
South Florida	1	0-0	0-0	0-0	0-0	0	0	0	0	0
at Connecticut	2	1-1	0-0	0-0	0-0	0	0	0	0	2
at Louisville	0+	0-0	0-0	0-0	0-0	0	0	0	0	0
West Virginia	Did not play									
Providence	Did not play									
at Syracuse	Did not play									
at Rutgers	Did not play									
Pittsburgh	Did not play									
at Cincinnati	Did not play									
DePaul	Did not play									
at St. John's	Did not play									
at Georgetown	Did not play									
Marquette	Did not play									
at Seton Hall	Did not play									
Connecticut	Did not play									

* - game started

Career Highs

Points

11 vs. Charlotte (12/20/09)

Rebounds

4, twice (MR: vs. Villanova, 1/9/10)

Assists

3 vs. IPFW (12/8/09)

Field Goals

4 vs. Charlotte (12/20/09)

Field Goal Attempts

7 vs. Charlotte (12/20/09)

3-Point Field Goals

1, twice (MR: vs. Charlotte, 12/20/09)

3-Point Field Goal Attempts

3, twice (MR: vs. Villanova, 1/9/10)

Free Throws

2, twice (MR: vs. Charlotte, 12/20/09)

Free Throw Attempts

4 vs. Charlotte (12/20/09)

Steals

5 vs. Charlotte (12/20/09)

Blocked Shots

None

Minutes Played

14, twice (MR: vs. Charlotte, 12/20/09)

Miscellaneous

Double-doubles	0
Double-figure scoring games	1
20-point games	0
Double-figure rebound games	0
5-assist games	0
5-steal games	1

Turner's Career Statistics — All Games


Season	GP-GS	Min.-Avg.	FG-FGA	Pct.	3FG-3FGA	Pct.	FT-FTA	Pct.	Off	Def	Reb	Avg.	PF-DQ	A	T	B	S	Pts	Avg.
2009-10	11-0	87-7.9	11-27	.407	2-12	.167	5-8	.625	1	12	13	1.2	5-0	10	9	0	7	29	2.6
TOTALS	11-0	87-7.9	11-27	.407	2-12	.167	5-8	.625	1	12	13	1.2	5-0	10	9	0	7	29	2.6

Turner's Career Statistics — BIG EAST Games

Season	GP-GS	Min.-Avg.	FG-FGA	Pct.	3FG-3FGA	Pct.	FT-FTA	Pct.	Off	Def	Reb	Avg.	PF-DQ	A	T	B	S	Pts	Avg.
2009-10	4-0	11-2.8	2-7	.286	0-3	.000	0-0	.000	0	4	4	1.0	0-0	1	0	0	1	4	1.0
TOTALS	4-0	11-2.8	2-7	.286	0-3	.000	0-0	.000	0	4	4	1.0	0-0	1	0	0	1	4	1.0

#20 Ashley Barlow

Guard • 5-9 • Sr.-3V • Indianapolis, Ind. (Pike HS)



Awards/Honors

- ◆ Midseason Wooden Award Top 20 List
- ◆ Preseason Naismith Trophy Watch List
- ◆ Preseason AP Honorable Mention All-American
- ◆ BIG EAST Preseason All-Conference Team
- ◆ BIG EAST Weekly Honor Roll (Nov. 23, Dec. 21)

Did You Know?

- ◆ One of three returning team captains this year with Melissa Lechlitner and Lindsay Schrader.
- ◆ One of four players in school history to record 60+ steals in three consecutive seasons, along with Mary Gavin (1985-88), Coquese Washington (1989-93) and current assistant coach Niele Ivey (1997-2001) (Washington and Ivey only ones to do it in four consecutive seasons).
- ◆ Joins former teammate Charel Allen (2004-08) as only Notre Dame players ever to amass 1,000 points, 500 rebounds, 200 assists and 200 steals in their careers.
- ◆ Ranks among top 10 in school history for career three-pointers (111 - 7th), three-point attempts (325 - 7th), free throws (317 - 7th), free throw percentage (.796 - 8th), steals (240 - 4th) and steals per game (2.14 - 4th) ... ranks 13th all-time at Notre Dame with 1,308 points, and needs one double-figure scoring game to tie for 10th in Irish history.
- ◆ Has posted nine career "5-5-5" games, including two this season (Iona and South Florida).
- ◆ Has missed only two games in college career (Dec. 2 & 7, 2008 vs. Eastern Michigan and Purdue, both due to concussion).

2009-10 Highlights

- ◆ Second on team in scoring (11.8 ppg.), rebounding (career-high 5.9 rpg.) and three-point percentage (.368), and tops in steals (2.3 spg.).
- ◆ Dropped in 18 points and tacked on seven rebounds at Louisville.
- ◆ Scored 10 points and added six rebounds at Connecticut.
- ◆ Stuffed stat sheet against South Florida with nine points, season-high 11 rebounds and season-best five assists, logging her second "5-5-5" game of the year.
- ◆ Had perfect shooting day in BIG EAST opener vs. Villanova with seven points (3-3 FG, 1-1 3FG) and three steals.
- ◆ Notched 13 points (including game-clinching free throw with 2.6 seconds left) and game-high eight rebounds at Purdue.
- ◆ Had eight points and season-high-tying eight rebounds in win over #18/16 Vanderbilt.
- ◆ Logged 15 points at UCF, including pair of layups in 13-0 run at end of first half that sealed win.
- ◆ Set pace against Charlotte with game highs of 19 points (7-12 FG, 3-4 3FG) and eight rebounds.

Barlow Game-by-Game

2009-10	MP	FG	3FG	FT	O-R	A	T	B	S	Pts
Ark.-Pine Bluff*	16	5-8	2-3	3-3	3-5	2	4	0	2	15
at Michigan St.*	34	4-10	3-5	7-10	1-7	2	1	0	2	18
Iona*	23	3-11	1-6	1-2	2-5	3	2	0	5	8
vs. San Diego St.*	23	3-6	0-1	1-2	3-7	3	6	0	3	7
vs. South Carolina*	29	5-12	2-6	2-4	4-6	4	0	0	0	14
vs. Oklahoma*	30	4-8	1-3	3-3	2-6	0	1	0	3	12
Eastern Michigan*	27	1-5	1-3	2-2	0-5	3	1	0	4	5
IPFW*	24	5-7	2-3	0-0	0-0	3	3	0	3	12
Valparaiso*	21	2-6	2-4	5-8	1-6	3	1	0	3	11
Charlotte*	21	7-12	3-4	2-3	5-8	1	1	0	1	19
at Central Florida*	22	5-10	1-4	4-4	2-2	1	1	0	2	15
Vanderbilt*	32	3-10	1-4	1-1	4-8	2	0	1	2	8
at Purdue*	33	4-9	2-6	3-4	5-8	1	1	0	1	13
Villanova*	25	3-3	1-1	0-0	0-3	2	1	0	3	7
South Florida*	32	3-7	0-1	3-4	4-11	5	2	1	2	9
at Connecticut*	30	4-13	1-6	1-2	1-6	0	3	0	2	10
at Louisville*	33	6-13	2-8	4-4	2-7	3	2	0	1	18
West Virginia										
Providence										
at Syracuse										
at Rutgers										
Pittsburgh										
at Cincinnati										
DePaul										
at St. John's										
at Georgetown										
Marquette										
at Seton Hall										
Connecticut										
* - game started										

- ◆ Tallied 11 points vs. Valparaiso, canning 100th career three-pointer (8th player in ND history).
- ◆ Chalked up 12 points (5-7 FG, 2-3 3FG) in win over IPFW.
- ◆ Piled up 12 points, six rebounds and team-high three steals in win over #20/17 Oklahoma at Paradise Jam.
- ◆ Didn't miss a beat vs. South Carolina at Paradise Jam with 14 points and team bests of six rebounds and four assists (no turnovers) ... also collected milestone 500th rebound (see note in previous section) in 100th career game.
- ◆ Had seven points, team-high seven rebounds and team-best three steals vs. #23/24 San Diego State at Paradise Jam before being sidelined with 6:19 left after cut over right eye (required seven stitches) caused by errant SDSU elbow.
- ◆ Posted ninth career five-steal game vs. Iona on the way to eighth career "5-5-5" game (first of season).
- ◆ Team-high 18 points at #21 Michigan State, including trio of three-pointers in opening five minutes.
- ◆ Efficient night in season opener vs. Arkansas-Pine Bluff with 15 points in 16 minutes.

Career Highs

Points

23 vs. DePaul (1/22/08)

Rebounds

12 vs. SMU (3/23/08)

Assists

6, six times (MR: vs. Syracuse, 2/24/09)

Field Goals

8, three times (MR: vs. DePaul, 1/22/08)

Field Goal Attempts

18, twice (MR: vs. Louisville, 2/11/09)

3-Point Field Goals

4 at Connecticut (2/22/09)

3-Point Field Goal Attempts

10 vs. Michigan State (11/29/08)

Free Throws

13 vs. Prairie View (12/28/06)

Free Throw Attempts

13 vs. Prairie View (12/28/06)

Steals

8 vs. Cincinnati (1/31/09)

Blocked Shots

1, nine times (MR: vs. USF, 1/12/10)

Minutes Played

39 at Villanova (1/24/09)

Miscellaneous

Double-doubles	4
Double-figure scoring games	69
20-point games	7
Double-figure rebound games	6
5-assist games	7
5-steal games	9

Barlow's Career Statistics — All Games

Season	GP-GS	Min.-Avg.	FG-FGA	Pct.	3FG-3FGA	Pct.	FT-FTA	Pct.	Off	Def	Reb	Avg.	PF-DQ	A	T	B	S	Pts	Avg.
2006-07	32-3	810-25.3	110-254	.433	19-58	.328	90-109	.826	79	94	173	5.4	80-3	61	70	3	63	329	10.3
2007-08	34-32	898-26.4	136-290	.469	27-89	.303	111-138	.804	64	95	159	4.7	86-2	64	60	2	68	410	12.1
2008-09	29-28	955-32.9	127-317	.401	40-110	.364	74-95	.779	50	90	140	4.8	51-0	80	75	3	70	368	12.7
2009-10	17-17	455-26.8	67-150	.447	25-68	.368	42-56	.750	39	61	100	5.9	22-0	38	30	2	39	201	11.8
TOTALS	112-80	3118-27.8	440-1011	.435	111-325	.342	317-398	.796	232	340	572	5.1	239-5	243	235	10	240	1308	11.7

Barlow's Career Statistics — BIG EAST Games

Season	GP-GS	Min.-Avg.	FG-FGA	Pct.	3FG-3FGA	Pct.	FT-FTA	Pct.	Off	Def	Reb	Avg.	PF-DQ	A	T	B	S	Pts	Avg.
2006-07	16-2	408-25.5	62-137	.453	13-34	.382	35-49	.714	34	44	78	4.9	44-2	29	36	1	26	172	10.8
2007-08	16-14	433-27.1	55-133	.414	10-40	.250	55-69	.797	33	42	75	4.7	44-1	30	35	2	31	175	10.9
2008-09	16-16	533-33.3	67-172	.390	25-64	.391	48-64	.750	30	45	75	4.7	29-0	44	43	1	39	207	12.9
2009-10	4-4	120-30.0	16-36	.444	4-16	.250	8-10	.800	7	20	27	6.8	6-0	10	8	1	8	44	11.0
TOTALS	52-36	1494-28.7	200-478	.418	52-154	.338	146-192	.760	104	151	255	4.9	123-3	113	122	5	104	598	11.5

#21 Natalie Novosel

Guard • 5-11 • So.-1V • Lexington, Ky. (Lexington Catholic HS)



Did You Know?

- ◆ One of most improved players on Irish roster, with highly-productive off-season including a sharper three-point shot and increased athleticism.
- ◆ Her 45 steals last season were eighth-most by Irish freshman, and marked third consecutive season a Notre Dame rookie had 40+ steals (Barlow 63/ Lechlitner 40 in 2006-07; Mallory 42 in 2007-08).
- ◆ Ranked third on team in scoring (11.3 ppg.) during May 2009 European tour, while also leading team in steals (3.3 spg.) and adding 5.0 rpg.
- ◆ Has a twin brother, Nathan, who is a sophomore on the men's basketball team at Division III University of Rochester (N.Y.); older sister, Shannon, just completed career at University of Evansville in 2009.

2009-10 Highlights

- ◆ Fourth on team in steals (1.8 spg.) ... started first four games (first starts of her career) ... has one "5-5-5" game this year.
- ◆ Made impact at defensive end of court at Louisville, fueling 16-4 run to end first half with three points and a steal.
- ◆ Matched season high with 12 points (5-7 FG, 1-1 3FG) against South Florida, including seven in 19-3 second-half run.
- ◆ Had productive BIG EAST opener vs. Villanova with six points and two steals.
- ◆ Added eight points and three steals at UCF.
- ◆ Had eight points (career-high 6-6 FT) and four steals against Charlotte.
- ◆ Notched season-high 12 points, along with four assists and three steals against Valparaiso.
- ◆ Returned to double digits in scoring column vs. IPFW (10 points), while adding six rebounds and four assists.
- ◆ Played season-high 32 minutes vs. Eastern Michigan, tying career best with eight rebounds, while adding seven points and five assists (her first career "5-5-5" game).
- ◆ Chalked up eight points off the bench in 14 minutes in win over #20/17 Oklahoma at Paradise Jam.
- ◆ Tossed in eight points and tied career high with five steals in win over Iona.

Novosel Game-by-Game

2009-10	MP	FG	3FG	FT	O-R	A	T	B	S	Pts
Ark.-Pine Bluff*	24	4-8	0-1	2-4	2-4	6	7	0	4	10
at Michigan St.*	12	2-4	0-1	2-2	1-1	3	1	1	2	6
Iona*	23	2-7	1-1	3-4	1-3	0	1	1	5	8
vs. San Diego St.*	16	1-4	0-1	0-2	2-2	1	0	0	3	2
vs. South Carolina	17	1-4	1-2	0-0	0-3	0	1	0	0	3
vs. Oklahoma	14	3-5	0-1	2-2	0-2	1	3	1	0	8
Eastern Michigan	32	2-5	0-0	3-4	1-8	5	2	0	1	7
IPFW	19	4-7	1-1	1-3	1-6	4	3	0	2	10
Valparaiso	25	4-8	1-3	3-4	2-4	2	3	0	3	12
Charlotte	16	1-4	0-1	6-6	2-2	1	5	0	4	8
at Central Florida	18	3-6	0-0	2-3	1-3	2	1	1	3	8
Vanderbilt	8	0-3	0-1	1-2	0-0	1	0	0	0	1
at Purdue	4	0-1	0-0	0-0	1-1	0	0	0	0	0
Villanova	20	2-5	0-0	2-2	0-1	1	0	0	2	6
South Florida	18	5-7	1-1	1-1	0-2	1	2	0	1	12
at Connecticut	10	0-1	0-0	0-0	0-1	1	1	0	0	0
at Louisville	18	0-3	0-1	3-4	1-2	0	1	0	1	3
West Virginia										
Providence										
at Syracuse										
at Rutgers										
Pittsburgh										
at Cincinnati										
DePaul										
at St. John's										
at Georgetown										
Marquette										
at Seton Hall										
Connecticut										

- ◆ Made first career start in season opener vs. Arkansas-Pine Bluff, tallying 10 points, career-high six assists and four steals.

* - game started

Career Highs

- Points**
19 vs. Rutgers (1/27/09)
- Rebounds**
8, twice (MR: vs. E. Michigan, 12/2/09)
- Assists**
6 vs. Ark.-Pine Bluff (11/15/09)
- Field Goals**
7, twice (MR: vs. Louisville, 2/11/09)
- Field Goal Attempts**
11, twice (MR: vs. Louisville, 2/11/09)
- 3-Point Field Goals**
1, five times (MR: vs. USF, 1/12/10)
- 3-Point Field Goal Attempts**
3 vs. Valparaiso (12/12/09)
- Free Throws**
6, twice (MR: vs. Charlotte, 12/20/09)
- Free Throw Attempts**
8, twice (MR: at DePaul, 1/6/09)
- Steals**
5, twice (MR: vs. Iona, 11/22/09)
- Blocked Shots**
1, seven times (MR: at UCF, 12/29/09)
- Minutes Played**
33 at Eastern Michigan (12/2/08)
- Miscellaneous**
Double-doubles0
Double-figure scoring games ..13
20-point games.....0
Double-figure rebound games...0
5-assist games2
5-steal games.....2

Novosel's Career Statistics — All Games

Season	GP-GS	Min.-Avg.	FG-FGA	Pct.	3FG-3FGA	Pct.	FT-FTA	Pct.	Off	Def	Reb	Avg.	PF-DQ	A	T	B	S	Pts	Avg.
2008-09	31-0	638-20.6	74-150	.493	1-10	.100	65-90	.722	44	45	89	2.9	57-0	47	60	3	45	214	6.9
2009-10	17-4	294-17.3	34-82	.415	5-15	.333	31-43	.721	15	30	45	2.6	35-0	29	31	4	31	104	6.1
TOTALS	48-4	932-19.4	108-232	.466	6-25	.240	96-133	.722	59	75	134	2.8	92-0	76	91	7	76	318	6.6

Novosel's Career Statistics — BIG EAST Games

Season	GP-GS	Min.-Avg.	FG-FGA	Pct.	3FG-3FGA	Pct.	FT-FTA	Pct.	Off	Def	Reb	Avg.	PF-DQ	A	T	B	S	Pts	Avg.
2008-09	16-0	341-12.3	42-85	.494	0-1	.000	34-48	.708	22	22	44	2.8	34-0	28	30	2	29	118	7.4
2009-10	4-0	66-16.5	7-16	.438	1-2	.500	6-7	.857	1	5	6	1.5	5-0	3	4	0	4	21	5.3
TOTALS	20-0	407-20.4	49-101	.485	1-3	.333	40-55	.727	23	27	50	2.5	39-0	31	34	2	33	139	7.0

#22 Brittany Mallory

Guard • 5-10 • Jr.-1V • Baltimore, Md. (McDonogh School)



Did You Know?

- ◆ Nickname is "Chip", which she gained during summer school prior to her freshman year — its origin is a bit fuzzy and depends on which of her teammates you're talking to.
- ◆ Earned certificate of merit for participation in Notre Dame's Rosenthal Leadership Institute during the 2007-08 academic year.
- ◆ One of two ND players (along with Devereaux Peters) coming off torn ACLs in their left knees suffered in first month of 2008-09 season.
- ◆ One of seven Irish basketball players who also competed in another sport in high school — was a two-time honorable mention All-America lacrosse midfielder and was named to the 2006 high school All-Tewaaraton Team; in fact, she was actively recruited by several Division I schools to play lacrosse, but chose to focus solely on basketball at Notre Dame.

2009-10 Highlights

- ◆ Among most productive reserve in BIG EAST, averaging career-high 8.6 points and 3.1 rebounds per game ... also second on team in assists (tied-2.5 apg.), third in steals (1.9 spg.) and fourth in three-point percentage (.333) ... also has team-high three "5-5-5" games (first of her career) this season.
- ◆ Registered seven points, four assists and game-high three steals against South Florida.
- ◆ Played first BIG EAST game in 22 months against Villanova, collecting eight points and game highs of three assists (no turnovers) and three steals.
- ◆ Had seven points, four rebounds (three offensive) and three assists at Purdue.
- ◆ Good all-around effort vs. #18/16 Vanderbilt with eight points, five rebounds and team-high five assists ... hit two 3FG in 10 seconds midway through first half to erase early eight-point deficit.
- ◆ Led Irish with 16 points, four rebounds and five steals in 18 minutes at UCF.
- ◆ Packed stat sheet vs. Charlotte with eight points, career-high seven assists, four rebounds and four steals.
- ◆ Erupted for career-high 22 points (7-13 FG, 3-5 3FG) in 20 minutes vs. Valparaiso, also notching her first career "point-a-minute" game.
- ◆ Another balanced effort in win over IPFW with nine points, four rebounds and four steals in season-high 28 minutes.
- ◆ Could make solid argument for her inclusion on Paradise Jam Island Division All-Tournament Team after averaging 10.7 ppg., 4.0 rpg., with .500 FG% (11-22).
- ◆ Played 26 minutes off bench vs. #20/17 Oklahoma at Paradise Jam and responded with 15 points, career-high-tying seven rebounds, and season-best five assists.

Mallory Game-by-Game

2009-10	MP	FG	3FG	FT	O-R	A	T	B	S	Pts
Ark.-Pine Bluff.....	19	4-7	2-4	0-0	2-6	3	2	1	6	10
at Michigan St.....	17	2-6	1-3	0-0	1-2	1	4	0	1	5
Iona.....	15	4-6	1-2	0-0	3-4	3	1	0	2	9
vs. San Diego St.....	21	4-5	1-2	6-8	1-2	1	2	0	0	15
vs. South Carolina.....	20	1-5	0-3	0-0	0-3	0	3	0	1	2
vs. Oklahoma.....	26	6-12	1-3	2-3	3-7	5	1	0	0	15
Eastern Michigan.....	19	2-9	1-5	0-0	0-3	2	1	0	0	5
IPFW.....	28	4-7	1-3	0-0	0-4	3	4	0	4	9
Valparaiso.....	20	7-13	3-5	5-7	2-3	1	1	0	2	22
Charlotte.....	22	2-6	2-5	2-2	0-4	7	2	0	4	8
at Central Florida.....	18	6-11	0-1	4-7	1-4	0	3	0	5	16
Vanderbilt.....	19	2-8	2-5	2-5	0-5	5	2	1	0	8
at Purdue.....	16	1-5	1-3	2-2	3-4	3	1	0	1	5
Villanova.....	17	2-4	0-0	4-5	0-0	3	0	0	3	8
South Florida.....	22	3-9	1-4	0-0	1-1	4	1	0	3	7
at Connecticut.....	19	0-6	0-3	3-4	1-1	1	1	0	1	3
at Louisville.....	8	0-1	0-0	0-0	0-0	1	2	0	0	0
West Virginia										
Providence										
at Syracuse										
at Rutgers										
Pittsburgh										
at Cincinnati										
DePaul										
at St. John's										
at Georgetown										
Marquette										
at Seton Hall										
Connecticut										

- ◆ Tallied season-high 15 points (4-5 FG, 1-2 3FG, career-high 6-8 FT) vs. #23/24 San Diego State at Paradise Jam ... made 5-6 FT in final 43 seconds to secure victory.
- ◆ Piled up nine points, four rebounds (three offensive), three assists and two steals vs. Iona.
- ◆ Saw first official action since December 2008 injury (torn ACL - left knee) with 19 minutes off bench in season opener vs. Arkansas-Pine Bluff, stuffing stat sheet with 10 points, six rebounds and career-high six steals.

Career Highs

- Points**
22 vs. Valparaiso (12/12/09)
- Rebounds**
7, three times (MR: vs. Oklahoma, 11/28/09)
- Assists**
7 vs. Charlotte (12/20/09)
- Field Goals**
7, twice (MR: vs. Valparaiso, 12/12/09)
- Field Goal Attempts**
13 vs. Valparaiso (12/12/09)
- 3-Point Field Goals**
4 vs. South Florida (2/27/08)
- 3-Point Field Goal Attempts**
8 at St. John's (3/3/08)
- Free Throws**
6, twice (MR: vs. SDSU, 11/26/09)
- Free Throw Attempts**
8 vs. San Diego St. (11/26/09)
- Steals**
6 vs. Ark.-Pine Bluff (11/15/09)
- Blocked Shots**
1, five times (MR: vs. Vanderbilt, 12/31/09)
- Minutes Played**
34 at Michigan (12/10/08)
- Miscellaneous**
Double-doubles0
Double-figure scoring games ..14
20-point games.....1
Double-figure rebound games...0
5-assist games4
5-steal games.....2

Mallory's Career Statistics — All Games

Season	GP-GS	Min.-Avg.	FG-FGA	Pct.	3FG-3FGA	Pct.	FT-FTA	Pct.	Off	Def	Reb	Avg.	PF-DQ	A	T	B	S	Pts	Avg.
2007-08	33-0	533-16.2	64-187	.342	34-122	.279	46-57	.807	26	46	72	2.2	52-0	29	36	3	42	208	6.3
2008-09	7-3	154-22.0	21-45	.467	7-20	.350	8-13	.615	5	18	23	3.3	15-0	20	9	1	11	57	8.1
2009-10	17-0	326-19.2	50-120	.417	17-51	.333	30-43	.698	18	35	53	3.1	33-0	43	31	2	33	147	8.6
TOTALS	57-3	1013-17.8	135-352	.384	58-193	.301	84-113	.743	49	99	148	2.6	100-0	92	76	6	86	412	7.2

Mallory's Career Statistics — BIG EAST Games

Season	GP-GS	Min.-Avg.	FG-FGA	Pct.	3FG-3FGA	Pct.	FT-FTA	Pct.	Off	Def	Reb	Avg.	PF-DQ	A	T	B	S	Pts	Avg.
2007-08	16-0	246-15.4	30-73	.411	21-55	.382	24-30	.800	9	15	24	1.5	24-0	14	20	2	16	105	6.6
2008-09																			
Did not play (injured)																			
2009-10	4-0	66-16.5	5-20	.250	1-7	.143	7-9	.778	2	0	2	0.5	9-0	9	4	0	7	18	4.5
TOTALS	20-0	312-15.6	35-93	.376	22-62	.355	31-39	.795	11	15	26	1.3	33-0	23	24	2	23	123	6.2

#23 Melissa Lechlitner

Guard • 5-7 • Sr.-3V • Mishawaka, Ind. (South Bend St. Joseph's HS)



Awards/Honors

- ◆ Paradise Jam Island Division All-Tournament Team
- ◆ BIG EAST Weekly Honor Roll (Jan. 11)

Did You Know?

- ◆ One of three returning team captains this year with Ashley Barlow and Lindsay Schrader.
- ◆ Exceptional student-athlete and Academic All-America candidate with 3.377 cumulative GPA as psychology major in Notre Dame's College of Arts and Letters; earned dean's list honors in spring 2007 with 3.75 semester GPA.
- ◆ Has designs on becoming a physical therapist, and has started internship in that field this semester (needs 80-150 hours to advance to next level of PT training).
- ◆ Has missed just one game in her college career (Jan. 2, 2007 - ankle injury).
- ◆ Ranks 10th in school history with 329 career assists.
- ◆ Has four career "5-5-5" games with 1.33 career assist/turnover ratio.

2009-10 Highlights

- ◆ Averaging team-high 3.1 assists per game with 1.26 assist/turnover ratio ... also leads team with .486 three-point percentage.
- ◆ Averaging 12.0 points per game with .453 FG% (29-64) and .588 3FG% (10-17) in past six games.
- ◆ Returned to double figures for fifth time in six games with 14 points (6-9 FG) at Louisville; scored nine points in 16-4 run to close first half that erased early 12-point deficit.
- ◆ Extended double-digit scoring streak to four games (tying career long) with 11 points and four assists vs. USF.
- ◆ Posted third consecutive double-figure scoring day with 11 points (5-10 FG) and game-high three assists vs. Villanova.
- ◆ Set the pace at Purdue with career-high 22 points (including personal-best 8-16 FG and 4-7 3FG), and canned trey with 6:23 left that put Irish ahead for good.
- ◆ Showed expert leadership in win over #18/16 Vanderbilt with 14 points, three assists and two steals ... also hit three-pointer at halftime horn to highlight 12-0 run that crossed over the break and gave Irish lead for good.
- ◆ Matched season high with six assists against Valparaiso and at UCF.
- ◆ Earned first career all-tournament honor at Paradise Jam with 9.3 ppg. and 3.7 apg. at event.
- ◆ Steady hand down stretch in win over #20/17 Oklahoma at Paradise Jam, playing turnover-free ball in second half.
- ◆ Chalked up season-best 15 points (6-12 FG, 2-4 3FG) in win over South Carolina at Paradise Jam.
- ◆ Played in 100th career game in win over #23/24 San Diego State at Paradise Jam, logging eight points and season-high-tying six assists.

Lechlitner Game-by-Game

2009-10	MP	FG	3FG	FT	O-R	A	T	B	S	Pts
Ark.-Pine Bluff*	23	0-6	0-1	0-0	2-4	6	2	0	3	0
at Michigan St.*	34	2-9	1-3	2-2	0-3	2	0	0	2	7
Iona*	27	3-7	1-3	0-0	0-2	4	2	0	1	7
vs. San Diego St.*	35	3-6	0-1	2-4	0-4	6	4	0	1	8
vs. South Carolina*	28	6-12	2-4	1-2	0-1	1	1	0	1	15
vs. Oklahoma*	33	2-8	1-3	0-0	1-1	4	5	0	1	5
Eastern Michigan*	30	2-9	1-1	3-4	0-0	4	6	0	2	8
IPFW*	14	0-1	0-0	2-2	0-2	0	2	0	3	2
Valparaiso*	17	1-2	1-1	0-0	0-0	6	2	1	0	3
Charlotte*	23	0-4	0-0	2-2	0-3	0	2	0	1	2
at Central Florida*	23	1-3	0-1	1-2	0-1	6	2	0	4	3
Vanderbilt*	33	6-13	2-4	0-0	0-3	3	3	1	2	14
at Purdue*	38	8-16	4-7	2-2	0-3	1	1	0	0	22
Villanova*	21	5-10	1-1	0-0	0-0	3	1	0	0	11
South Florida*	35	4-13	1-3	2-2	1-1	4	2	0	2	11
at Connecticut*	25	0-3	0-0	0-0	0-1	1	4	0	0	0
at Louisville*	35	6-9	2-2	0-0	0-0	2	3	1	1	14
West Virginia										
Providence										
at Syracuse										
at Rutgers										
Pittsburgh										
at Cincinnati										
DePaul										
at St. John's										
at Georgetown										
Marquette										
at Seton Hall										
Connecticut										
* - game started										

- ◆ Scored seven points and added four assists in win over Iona.
- ◆ Turnover-free 34 minutes to go along with seven points at #21 Michigan State.
- ◆ Managed game well in season-opening start vs. Arkansas-Pine Bluff, dishing out game-high six assists and adding three steals.

Career Highs

Points

22 at Purdue (1/4/10)

Rebounds

8 vs. Cincinnati (1/31/09)

Assists

9 vs. St. John's (1/16/07)

Field Goals

8 at Purdue (1/4/10)

Field Goal Attempts

19 at Marquette (1/13/09)

3-Point Field Goals

4 at Purdue (1/4/10)

3-Point Field Goal Attempts

7, twice (MR: at Purdue, 1/4/10)

Free Throws

8 at Providence (2/17/07)

Free Throw Attempts

9 at Providence (2/17/07)

Steals

4, three times (MR: at UCF, 12/29/09)

Blocked Shots

2 vs. Marquette (2/13/08)

Minutes Played

40, twice (MR: vs. St. John's, 1/17/09)

Miscellaneous

Double-doubles	0
Double-figure scoring games	39
20-point games	1
Double-figure rebound games	0
5-assist games	21
5-steal games	1

Lechlitner's Career Statistics — All Games

Season	GP-GS	Min.-Avg.	FG-FGA	Pct.	3FG-3FGA	Pct.	FT-FTA	Pct.	Off	Def	Reb	Avg.	PF-DQ	A	T	B	S	Pts	Avg.
2006-07	31-0	744-24.0	68-198	.343	12-61	.197	47-62	.758	14	49	63	2.0	41-1	83	61	1	40	195	6.3
2007-08	34-1	753-22.1	71-201	.353	8-37	.216	36-47	.766	14	53	67	2.0	40-0	87	68	3	36	186	5.5
2008-09	31-31	1033-33.3	124-323	.384	22-65	.338	60-73	.822	17	64	81	2.6	55-0	106	77	2	38	330	10.6
2009-10	17-17	474-27.9	49-131	.374	17-35	.486	17-22	.773	4	25	29	1.7	19-0	53	42	3	24	132	7.8
TOTALS	113-49	3004-26.6	312-853	.366	59-198	.298	160-204	.784	49	191	240	2.1	155-1	329	248	9	138	843	7.5

Lechlitner's Career Statistics — BIG EAST Games

Season	GP-GS	Min.-Avg.	FG-FGA	Pct.	3FG-3FGA	Pct.	FT-FTA	Pct.	Off	Def	Reb	Avg.	PF-DQ	A	T	B	S	Pts	Avg.
2006-07	15-0	389-25.9	46-114	.404	5-33	.152	22-30	.733	9	22	31	2.1	15-0	48	31	1	18	119	7.9
2007-08	16-1	361-22.6	37-105	.352	2-13	.154	18-23	.783	9	31	40	2.5	18-0	43	30	3	16	94	5.9
2008-09	16-16	551-34.4	58-168	.345	10-39	.256	38-46	.826	8	43	51	3.2	32-0	66	41	0	21	164	10.3
2009-10	4-4	116-29.0	15-35	.429	4-6	.667	2-2	1.000	1	1	2	0.5	2-0	10	10	1	3	36	9.0
TOTALS	51-21	1417-27.8	156-422	.370	21-91	.231	80-101	.792	27	97	124	2.4	67-0	167	112	5	58	413	8.1

#24 Lindsay Schrader

Guard • 6-0 • 5th Yr. Sr.-3V • Bartlett, Ill. (Bartlett HS)



Awards/Honors

- ◆ BIG EAST Preseason All-Conference Team
- ◆ BIG EAST Weekly Honor Roll (Dec. 7, Jan. 4)

Did You Know?

- ◆ One of three returning team captains this year with Ashley Barlow and Melissa Lechlitner.
- ◆ Returns for fifth year of eligibility, granted by Notre Dame's Faculty Board on Athletics, after she missed 2006-07 season with torn ACL in right knee (suffered on fourth day of preseason practice).
- ◆ Future career plans include either becoming a college athletic director or opening a restaurant with her sister, Kristina.
- ◆ Only 12th player in program history to start 100 games in her career (has active string of 65 consecutive starts, beginning Jan. 16, 2008 vs. Villanova) ... also has not missed a game in college career (112 consecutive appearances and counting).
- ◆ Ranks among top 10 in school history for career rebounds (730 - tied/9th), field goal attempts (1,113 - 10th), minutes per game (28.6 - 7th), games started (108 - 8th) and double-doubles by a guard (15 - 1st) ... also 16th at Notre Dame with 1,248 career points.
- ◆ Has posted three career "5-5-5" games.

2009-10 Highlights

- ◆ Leads team in rebounding (career-high 7.6 rpg.), ranks third in scoring (11.2 ppg.) and field goal percentage (career-high .547) ... also has four double-doubles this season (two against ranked opponents).
- ◆ Posted fourth double-double of season with 12 points (5-6 FG) and game-high 10 rebounds at Louisville.
- ◆ Gathered six points and team-high nine rebounds at Connecticut.
- ◆ Made five of first six shots against USF on way to third double-double of season with game highs of 18 points (9-14 FG) and 13 rebounds.
- ◆ Shrugged off scoreless first half (due to foul trouble) at Purdue, scoring all 15 of her points (6-8 FG) after break, while adding four assists and three steals ... also came up with clutch offensive rebound from missed free throw with 10.8 seconds left and Irish up by two (was fouled, made 1-2 FT).
- ◆ Led the way in win over #18/16 Vanderbilt with season highs of 18 points and 14 rebounds, as well as two game-clinching free throws with 7.3 seconds remaining.
- ◆ Efficient effort in win at UCF with 11 points (5-6 FG) and seven rebounds in 20 minutes.
- ◆ Nabbed season-high three steals vs. Charlotte.
- ◆ Made 100th career start vs. Valparaiso, tallying game-high eight rebounds.

Schrader Game-by-Game

2009-10	MP	FG	3FG	FT	O-R	A	T	B	S	Pts
Ark.-Pine Bluff*	21	5-7	0-0	1-5	1-2	2	2	0	1	11
at Michigan St.*	34	6-14	0-0	0-1	4-14	1	4	1	1	12
Iona*	19	3-6	0-0	0-1	3-9	4	3	0	0	6
vs. San Diego St.*	32	7-12	0-1	2-3	4-7	1	3	0	1	16
vs. South Carolina*	23	4-7	0-0	0-3	1-5	2	0	0	1	8
vs. Oklahoma*	27	3-7	0-0	5-8	3-6	0	0	0	1	11
Eastern Michigan*	33	7-13	0-0	1-2	1-7	1	3	0	0	15
IPFW*	23	5-7	0-0	4-5	2-8	3	1	0	0	14
Valparaiso*	20	3-5	0-0	3-3	0-8	2	6	0	0	9
Charlotte*	17	2-6	0-0	0-0	1-6	0	1	0	3	4
at Central Florida*	20	5-6	0-0	1-2	3-7	1	0	1	0	11
Vanderbilt*	35	6-16	0-0	6-10	7-14	0	1	0	0	18
at Purdue*	27	6-8	0-0	3-4	2-2	4	2	0	3	15
Villanova*	19	2-5	0-0	1-2	0-3	2	0	0	0	5
South Florida*	28	9-14	0-0	0-1	5-13	2	1	0	1	18
at Connecticut*	27	3-9	0-0	0-0	3-9	2	3	0	0	6
at Louisville*	32	5-6	0-0	2-3	1-10	2	3	0	0	12
West Virginia										
Providence										
at Syracuse										
at Rutgers										
Pittsburgh										
at Cincinnati										
DePaul										
at St. John's										
at Georgetown										
Marquette										
at Seton Hall										
Connecticut										

- ◆ Chipped in 14 points and game-high rebounds vs. IPFW.
- ◆ Tied for team-high scoring honors vs. Eastern Michigan with 15 points while also adding seven rebounds.
- ◆ Slammed the door on comeback try by #20/17 Oklahoma at Paradise Jam with all 11 of her points and five of six rebounds in second half.
- ◆ Posted season-high 16 points and team-best seven rebounds in win over #23/24 San Diego State at Paradise Jam.
- ◆ Snared team-high nine rebounds and shared game-high honors with four assists vs. Iona.
- ◆ Posted first double-double of season at #21 Michigan State with 12 points and 14 rebounds.
- ◆ Tossed in 11 points (5-7 FG) in opening night victory over Arkansas-Pine Bluff.

Career Highs

Points
29 vs. Boston College (3/19/06)

Rebounds
15 vs. Cincinnati (1/31/09)

Assists
6 vs. Connecticut (1/27/08)

Field Goals
12 vs. Boston College (3/19/06)

Field Goal Attempts
23 vs. Boston College (3/19/06)

3-Point Field Goals
1, six times (MR: at Charlotte, 12/28/08)

3-Point Field Goal Attempts
2 at Rutgers (1/24/06)

Free Throws
6, four times (MR: vs. Vanderbilt, 12/31/09)

Free Throw Attempts
10, twice (MR: vs. Vanderbilt, 12/31/09)

Steals
4 vs. Marquette (2/13/08)

Blocked Shots
3 vs. Connecticut (3/5/06)

Minutes Played
40, twice (MR: at Bowling Green, 12/5/07)

Miscellaneous

Double-doubles15
Double-figure scoring games ..67
20-point games.....6
Double-figure rebound games...19
5-assist games7
5-steal games.....0

Schrader's Career Statistics — All Games

Season	GP-GS	Min.-Avg.	FG-FGA	Pct.	3FG-3FGA	Pct.	FT-FTA	Pct.	Off	Def	Reb	Avg.	PF-DQ	A	T	B	S	Pts	Avg.
2005-06	30-27	858-28.6	127-287	.443	4-7	.571	58-111	.523	36	126	162	5.4	55-1	52	57	11	33	316	10.5
2006-07	Did not play (injured)																		
2007-08	34-33	955-28.1	148-322	.460	1-2	.500	52-80	.650	71	139	210	6.2	44-1	73	63	4	54	349	10.3
2008-09	31-31	958-30.9	165-356	.463	1-3	.333	61-91	.670	63	165	228	7.4	45-1	67	72	14	43	392	12.6
2009-10	17-17	437-25.7	81-148	.547	0-1	.000	29-53	.547	41	89	130	7.6	21-0	29	33	2	12	191	11.2
TOTALS	112-108	3208-28.6	521-1113	.468	6-13	.462	200-335	.597	211	519	730	6.5	165-3	221	225	31	142	1248	11.1

Schrader's Career Statistics — BIG EAST Games

Season	GP-GS	Min.-Avg.	FG-FGA	Pct.	3FG-3FGA	Pct.	FT-FTA	Pct.	Off	Def	Reb	Avg.	PF-DQ	A	T	B	S	Pts	Avg.
2005-06	16-13	442-27.6	63-151	.417	2-5	.400	34-60	.567	19	64	83	5.2	25-0	28	27	5	16	162	10.1
2006-07	Did not play (injured)																		
2007-08	16-15	458-28.6	70-141	.496	0-0	.000	29-39	.744	29	71	100	6.3	22-1	36	31	3	23	169	10.6
2008-09	16-16	508-31.8	85-193	.440	0-2	.000	34-52	.654	35	93	128	8.0	23-1	31	40	8	20	204	12.8
2009-10	4-4	106-26.5	19-34	.559	0-0	.000	3-6	.500	9	26	35	8.8	3-0	8	7	0	1	41	10.3
TOTALS	52-48	1514-29.1	237-519	.457	2-7	.286	100-157	.637	92	254	346	6.7	73-2	103	105	16	60	576	11.1

#32 Becca Bruszewski

Forward • 6-1 • Jr.-2V • Valparaiso, Ind. (Wheeler HS)



Did You Know?

- Last name is pronounced “broo-SHEFF-skee” ... nickname is “Bruiser”, due to her fearless, physical style of play and her penchant for leaving teammates and opponents black and blue after a practice or game.
- One of seven Irish basketball players who also competed in another sport in high school — was a three-time all-state volleyball middle blocker, who still holds school records for career kills (2,042) and blocks (452), as well as single-season kills (657) and blocks (139).
- First Notre Dame women’s basketball player from northwest Indiana, hailing from same area of state as Irish men’s basketball All-America power forward Luke Harangody.

2009-10 Highlights

- Fourth on team in scoring (9.1 ppg.) and field goal percentage (.475) ... also has one career “5-5-5” game (this season at Louisville).
- Possibly team’s most efficient player despite logging just 19.1 minutes per game — were she to play a full 40 minutes, she would be averaging 19.0 ppg. and 8.3 rpg.
- Notched first “5-5-5” game of career with five points, six rebounds and career-high seven assists (one turnover) at Louisville.
- Piled up eight points, four rebounds and four assists in win over South Florida.
- Returned to starting lineup for BIG EAST opener vs. Villanova, scoring seven points.
- Did not play at Purdue (illness), snapping string of 43 consecutive starts and 48 consecutive games played ... third missed game of her career (out with surgically-repaired broken finger - Feb. 27 & March 1, 2008 vs. South Florida and Seton Hall).
- Chalked up 11 points, seven rebounds and three assists in win over Valparaiso.
- Led the way for Irish in win over IPFW with 18 points, career-high five assists and career-high-tying four steals in season-high 23 minutes.

Bruszewski Game-by-Game

2009-10	MP	FG	3FG	FT	O-R	A	T	B	S	Pts
Ark.-Pine Bluff*	22	8-14	0-1	3-4	6-10	2	1	0	0	19
at Michigan St.*	21	2-10	0-3	1-2	2-5	1	3	0	0	5
Iona*	21	4-6	2-2	4-6	3-3	1	3	0	1	14
vs. San Diego St.*	16	3-5	0-1	1-3	0-0	1	1	0	2	7
vs. South Carolina*	11	5-9	0-1	1-1	3-4	0	3	1	0	11
vs. Oklahoma*	20	3-9	1-3	0-0	1-7	1	2	0	1	7
Eastern Michigan*	22	6-8	1-2	1-3	1-6	1	1	2	1	14
IPFW*	23	7-12	0-0	4-6	2-2	5	1	1	4	18
Valparaiso*	22	5-8	0-1	1-2	2-7	3	2	0	0	11
Charlotte*	14	2-3	0-0	0-0	2-3	2	0	1	0	4
at Central Florida*	18	2-4	0-0	4-4	0-1	2	0	0	1	8
Vanderbilt*	13	1-4	1-1	0-0	2-3	0	5	0	0	3
at Purdue	Did not play (illness)									
Villanova*	18	3-5	1-1	0-0	1-1	1	0	0	1	7
South Florida*	21	3-10	0-2	2-3	1-4	4	0	0	0	8
at Connecticut*	18	1-7	0-3	2-2	1-1	0	0	0	3	4
at Louisville*	25	2-6	0-0	1-2	2-6	7	1	0	1	5
West Virginia										
Providence										
at Syracuse										
at Rutgers										
Pittsburgh										
at Cincinnati										
DePaul										
at St. John's										
at Georgetown										
Marquette										
at Seton Hall										
Connecticut										
* - game started										

- Played only 22 minutes vs. Eastern Michigan due to foul trouble, but still scored 14 points (6-8 FG) and grabbed six rebounds.
- Snared game-high seven rebounds along with seven points in Paradise Jam victory over #20/17 Oklahoma.
- Posted first career “point-a-minute” game vs. South Carolina with 11 points in 11 minutes.
- Got Irish off and running in win over Iona, scoring 11 of her 14 points in first half.
- Led the way in season opener vs. Arkansas-Pine Bluff, recording second career double-double (19p/10r) in just 22 minutes ... also scored 500th career point in contest.

Career Highs

Points
20, twice (MR: vs. Syracuse, 2/24/09)

Rebounds
12 vs. DePaul (2/8/09)

Assists
7 at Louisville (1/19/10)

Field Goals
9 at Boston College (11/23/08)

Field Goal Attempts
15 vs. Tennessee (3/30/08)

3-Point Field Goals
2, seven times (MR: vs. Iona, 11/22/09)

3-Point Field Goal Attempts
6 vs. Minnesota (3/22/09)

Free Throws
8 at South Florida (2/17/09)

Free Throw Attempts
12 vs. Syracuse (2/24/09)

Steals
4, twice (MR: vs. IPFW, 12/8/09)

Blocked Shots
3 at Pittsburgh (2/3/09)

Minutes Played
37 at Providence (2/28/09)

Miscellaneous

Double-doubles2
 Double-figure scoring games ..29
 20-point games.....2
 Double-figure rebound games...2
 5-assist games2
 5-steal games.....0

Bruszewski's Career Statistics — All Games


Season	GP-GS	Min.-Avg.	FG-FGA	Pct.	3FG-3FGA	Pct.	FT-FTA	Pct.	Off	Def	Reb	Avg.	PF-DQ	A	T	B	S	Pts	Avg.
2007-08	32-0	423-13.2	58-104	.558	1-2	.500	42-54	.778	37	43	80	2.5	58-0	13	31	10	16	159	5.0
2008-09	31-31	842-27.2	132-271	.487	21-56	.375	48-71	.676	31	125	156	5.0	88-2	52	53	15	33	333	10.7
2009-10	16-16	305-19.1	57-120	.475	6-21	.286	25-38	.658	29	34	63	3.9	38-1	31	23	5	15	145	9.1
TOTALS	79-47	1570-19.9	247-495	.499	28-79	.354	115-163	.706	97	202	299	3.8	184-3	96	107	30	64	637	8.1

Bruszewski's Career Statistics — BIG EAST Games

Season	GP-GS	Min.-Avg.	FG-FGA	Pct.	3FG-3FGA	Pct.	FT-FTA	Pct.	Off	Def	Reb	Avg.	PF-DQ	A	T	B	S	Pts	Avg.
2007-08	14-0	171-12.2	21-35	.600	1-2	.500	21-24	.875	14	18	32	2.3	26-0	5	12	5	4	64	4.6
2008-09	16-16	458-28.6	73-158	.462	12-34	.353	30-40	.750	17	70	87	5.4	46-0	24	20	9	15	188	11.8
2009-10	4-4	82-20.5	9-28	.321	1-6	.167	5-7	.714	5	7	12	3.0	9-0	12	1	0	5	24	6.0
TOTALS	34-20	711-20.9	103-221	.466	14-42	.333	56-71	.789	36	95	131	3.9	81-0	41	33	14	24	276	8.1

#44 Alena Christiansen

Guard • 5-7 • Sr.-SQ • Fort Lauderdale, Fla. (Cardinal Gibbons HS)



Did You Know?

- ◆ Walk-on who was added to roster midway through last season and has become a favorite of teammates and fans alike from the minute she first suited up for the Irish.
- ◆ Outstanding student-athlete with a 3.508 cumulative GPA as a marketing major in Notre Dame's Mendoza College of Business; also named to dean's list in spring 2009 with 3.75 semester GPA.

2009-10 Highlights

- ◆ Hit late bucket and grabbed offensive rebound in BIG EAST opener vs. Villanova.
- ◆ Matched career best with two steals and six minutes, in addition to scoring two points at UCF.
- ◆ Had perfect shooting day vs. Charlotte (1-1 3FG, 2-2 FT), finishing with career highs of five points and two steals.
- ◆ Played career-high six minutes against Valparaiso, gathering one rebound.
- ◆ Tied career bests against IPFW with one rebound and one steal, while setting new personal highs with two field goal/three-point attempts.
- ◆ Saw action in final three minutes of win over South Carolina at Paradise Jam.
- ◆ Made season debut vs. Iona, connecting on first field goal of her career, a three-pointer from the deep left corner in front of the Irish bench (and over a 6-3 post player) in final seconds.

Christiansen Game-by-Game

2009-10	MP	FG	3FG	FT	O-R	A	T	B	S	Pts
Ark.-Pine Bluff	Did not play (injured)									
at Michigan St.	Did not play									
Iona	5	1-1	1-1	0-0	1-1	0	0	0	0	3
vs. San Diego St.	Did not play									
vs. South Carolina	3	0-1	0-1	0-0	0-0	0	0	0	0	0
vs. Oklahoma	Did not play									
Eastern Michigan	Did not play									
IPFW	5	0-2	0-2	0-0	1-1	0	0	0	1	0
Valparaiso	6	0-1	0-1	0-0	0-1	0	0	0	0	0
Charlotte	5	1-1	1-1	2-2	0-1	0	0	0	2	5
at Central Florida	6	1-3	0-1	0-0	0-1	0	1	0	2	2
Vanderbilt	Did not play									
at Purdue	Did not play									
Villanova	5	1-1	0-0	0-0	1-1	0	1	0	0	2
South Florida	1	0-0	0-0	0-0	0-0	0	0	0	0	0
at Connecticut	Did not play									
at Louisville	0+	0-1	0-0	0-0	0-0	0	0	0	0	0
West Virginia										
Providence										
at Syracuse										
at Rutgers										
Pittsburgh										
at Cincinnati										
DePaul										
at St. John's										
at Georgetown										
Marquette										
at Seton Hall										
Connecticut										
* - game started										

Career Highs

Points

5 vs. Charlotte (12/20/09)

Rebounds

1, seven times (MR: vs. Villanova, 1/9/10)

Assists

None

Field Goals

1, four times (MR: vs. Villanova, 1/9/10)

Field Goal Attempts

3 at UCF (12/29/09)

3-Point Field Goals

1, twice (MR: vs. Charlotte, 12/20/09)

3-Point Field Goal Attempts

2 vs. IPFW (12/8/09)

Free Throws

2, twice (MR: vs. Charlotte, 12/20/09)

Free Throw Attempts

4 vs. Loyola-Chicago (12/20/08)

Steals

2, twice (MR: at UCF, 12/29/09)

Blocked Shots

None

Minutes Played

6, twice (MR: at UCF, 12/29/09)

Miscellaneous

Double-doubles0
 Double-figure scoring games0
 20-point games.....0
 Double-figure rebound games.....0
 5-assist games0
 5-steal games.....0

Christiansen's Career Statistics — All Games

Season	GP-GS	Min.-Avg.	FG-FGA	Pct.	3FG-3FGA	Pct.	FT-FTA	Pct.	Off	Def	Reb	Avg.	PF-DQ	A	T	B	S	Pts	Avg.
2008-09	6-0	9-1.5	0-2	.000	0-1	.000	3-6	.500	1	0	1	0.2	1-0	0	0	0	2	3	0.5
2009-10	9-0	36-4.0	4-11	.364	2-7	.286	2-2	1.000	3	3	6	0.7	3-0	0	2	0	5	12	1.3
TOTALS	15-0	45-3.0	4-13	.308	2-8	.250	5-8	.625	4	3	7	0.5	4-0	0	2	0	7	15	1.0

Christiansen's Career Statistics — BIG EAST Games

Season	GP-GS	Min.-Avg.	FG-FGA	Pct.	3FG-3FGA	Pct.	FT-FTA	Pct.	Off	Def	Reb	Avg.	PF-DQ	A	T	B	S	Pts	Avg.
2008-09	4-0	3-0.8	0-0	.000	0-0	.000	2-2	1.000	0	0	0	0.0	0-0	0	0	0	0	2	0.5
2009-10	3-0	6-2.0	1-2	.500	0-0	.000	0-0	.000	1	0	1	0.3	0-0	0	1	0	0	2	0.7
TOTALS	7-0	9-1.3	1-2	.500	0-0	.000	2-2	1.000	1	0	1	0.1	0-0	0	1	0	0	4	0.6

#52 Erica Williamson

Center • 6-4 • Sr.-3V • Charlotte, N.C. (South Mecklenburg HS)



Did You Know?

- ◆ Nickname is "E".
- ◆ President of Notre Dame's Student-Athlete Advisory Council (SAAC) for 2009-10 after serving as team's SAAC representative last year.
- ◆ Aiming for a career in sports broadcasting, and got started in that direction this past summer as intern in sports department at WSBT-TV (CBS affiliate) in South Bend.
- ◆ Also one of two "interns" for WBCA's national women's basketball podcast "Shootaround with Beth & Debbie," offering regular insights on 2009-10 season from a player's perspective.
- ◆ Academic All-America nominee (3.33 cumulative GPA) who graduated Jan. 3 (one semester early) with bachelor's degree in film, television & theater from Notre Dame's College of Arts and Letters (she posted perfect 4.0 GPAs in the fall and summer 2009 terms, on the heels of a 3.533 GPA in the spring of 2009); starting graduate work in spring.
- ◆ Only missed two games in college career (Nov. 19, 2006 vs. Western Michigan - knee injury; Dec. 2, 2009 vs. Eastern Michigan - coaches' decision).
- ◆ Ranks ninth in school history with 120 career blocked shots and 1.071 career blocks average.
- ◆ Has two career "5-5-5" games.

2009-10 Highlights

- ◆ Second on team in field goal percentage (.553) and blocks (0.9 bpg.) ... very efficient in her production (would be averaging 14.9 points per game if she played full 40 minutes).
- ◆ Dished out season-high-tying two assists vs. USF.
- ◆ Made first start of year at Purdue, collecting season-high six rebounds in season-best 16 minutes.
- ◆ Had two blocks and four rebounds against #18/16 Vanderbilt.
- ◆ Registered 10 points (3-4 FG, 4-4 FT) and five rebounds vs. Charlotte.
- ◆ Chipped in seven points, five rebounds, two blocks and two steals against Valparaiso.
- ◆ Scored season-high 11 points, along with four rebounds and season-best three blocks in win over IPFW.
- ◆ Had four points and two assists in Paradise Jam win over South Carolina.
- ◆ Played in 100th career game in victory over #23/24 San Diego State at Paradise Jam.
- ◆ Added four points and a steal vs. Iona.
- ◆ Contributed 12 quality minutes off bench at #21 Michigan State, recording pair of blocks.
- ◆ Played final eight minutes in season opener vs. Arkansas-Pine Bluff, piling up 10 points and five rebounds ... would have been first "point-a-minute" game of career, but minimum 10 minutes needed.

Williamson Game-by-Game

2009-10	MP	FG	3FG	FT	O-R	A	T	B	S	Pts
Ark.-Pine Bluff.....	8	4-6	0-0	2-4	2-5	0	0	0	0	10
at Michigan St.....	12	2-3	0-0	0-0	0-1	0	0	2	0	4
Iona.....	10	2-3	0-0	0-0	0-1	0	0	0	1	4
vs. San Diego St.....	13	1-2	0-0	0-0	0-2	1	0	0	0	2
vs. South Carolina.....	15	1-2	0-0	2-4	0-1	2	0	1	0	4
vs. Oklahoma.....	3	0-0	0-0	0-0	0-0	0	2	0	0	0
Eastern Michigan.....	Did not play									
IPFW.....	13	4-8	0-0	3-7	2-4	2	1	3	1	11
Valparaiso.....	15	1-2	0-0	5-6	2-5	1	1	2	2	7
Charlotte.....	15	3-4	0-0	4-4	0-5	1	1	1	0	10
at Central Florida.....	13	1-2	0-0	1-3	0-1	1	1	1	0	3
Vanderbilt.....	8	0-0	0-0	0-0	1-4	0	0	2	0	0
at Purdue*.....	16	0-1	0-0	1-2	1-6	1	0	1	1	1
Villanova.....	5	1-1	0-0	1-2	1-1	0	1	0	0	3
South Florida.....	3	0-0	0-0	0-0	0-1	2	0	0	0	0
at Connecticut.....	14	1-3	0-0	1-2	2-3	0	2	1	0	3
at Louisville.....	4	0-1	0-0	0-0	0-0	0	0	0	1	0
West Virginia Providence at Syracuse at Rutgers Pittsburgh at Cincinnati DePaul at St. John's at Georgetown Marquette at Seton Hall Connecticut	* - game started									

Career Highs

- Points**
21 vs. Georgetown (1/10/09)
- Rebounds**
18 at South Florida (1/13/07)
- Assists**
3 vs. South Florida (2/27/08)
- Field Goals**
9 at DePaul (1/6/09)
- Field Goal Attempts**
12 at Rutgers (2/19/08)
- 3-Point Field Goals**
None
- 3-Point Field Goal Attempts**
None
- Free Throws**
8 at Syracuse (2/16/08)
- Free Throw Attempts**
12 at Syracuse (2/16/08)
- Steals**
3 at Syracuse (2/16/08)
- Blocked Shots**
5, twice (MR: vs. Syracuse, 2/24/09)
- Minutes Played**
36 vs. Oklahoma (3/25/08)
- Miscellaneous**
Double-doubles4
Double-figure scoring games ..21
20-point games.....2
Double-figure rebound games.....6
5-block games2

Williamson's Career Statistics — All Games

Season	GP-GS	Min.-Avg.	FG-FGA	Pct.	3FG-3FGA	Pct.	FT-FTA	Pct.	Off	Def	Reb	Avg.	PF-DQ	A	T	B	S	Pts	Avg.
2006-07	31-0	516-16.6	64-137	.467	0-0	.000	61-95	.642	59	104	163	5.3	79-1	12	40	39	18	189	6.1
2007-08	34-21	569-16.7	74-158	.468	0-0	.000	71-104	.683	75	75	150	4.4	65-0	20	34	38	13	219	6.4
2008-09	31-30	511-16.5	63-137	.460	0-0	.000	50-66	.758	47	87	134	4.3	56-0	21	33	29	14	176	5.7
2009-10	16-1	167-10.4	21-38	.553	0-0	.000	20-34	.588	11	29	40	2.5	21-0	11	9	14	6	62	3.9
TOTALS	112-52	1763-15.7	222-470	.472	0-0	.000	202-299	.676	192	295	487	4.3	221-1	64	116	120	51	646	5.8

Williamson's Career Statistics — BIG EAST Games

Season	GP-GS	Min.-Avg.	FG-FGA	Pct.	3FG-3FGA	Pct.	FT-FTA	Pct.	Off	Def	Reb	Avg.	PF-DQ	A	T	B	S	Pts	Avg.
2006-07	16-0	277-17.3	30-71	.423	0-0	.000	33-48	.688	30	59	89	5.6	40-1	8	18	18	10	93	5.8
2007-08	16-13	312-19.5	37-82	.451	0-0	.000	49-70	.700	43	41	84	5.3	30-0	13	18	21	10	123	7.7
2008-09	16-16	289-18.1	45-77	.584	0-0	.000	27-37	.730	24	44	68	4.3	30-0	15	18	17	9	117	7.3
2009-10	4-0	26-6.5	2-5	.400	0-0	.000	2-4	.500	3	2	5	1.3	2-0	2	3	1	1	6	1.5
TOTALS	52-29	904-17.4	114-235	.485	0-0	.000	111-159	.698	100	146	246	4.7	102-1	38	57	57	30	339	6.5