



2016-17 NOTRE DAME HOCKEY GAME NOTES

Fighting Irish Media ▶ Dan Colleran ▶ dcollera@nd.edu ▶ 574-339-9810 (c) ▶ UND.com/NDHockey

2016-17 SCHEDULE

OCTOBER

2	USNTDP (Exhibition)	W, 5-1
7	Arizona State [CSN+]	W, 9-2
8	Arizona State	W, 4-2
14	at #4/4 Minnesota Duluth [FCS]	L, 4-3
15	at #4/4 Minnesota Duluth	W, 3-1
21	Penn State [CSN+]	T, 3-3 (ot)
22	Penn State [NBCSN]	L, 3-2 (ot)
27	Connecticut * [CSN]	L, 4-2
28	Connecticut *	W, 6-2

NOVEMBER

12	at Northeastern *	W, 5-2
13	at Northeastern *	T, 0-0
17	#5/6 UMass Lowell *	L, 4-1
18	#5/6 UMass Lowell *	W, 4-1
25	Holy Cross \$	W, 5-3
26	Clarkson \$	L, 2-0

DECEMBER

2	at Massachusetts * [ASN]	L, 5-4
3	at Massachusetts *	W, 3-0
10	#3/4 Boston College * [NBCSN]	W, 3-2
31	Alaska	W, 5-0

JANUARY

1	Alaska	W, 4-0
6	Michigan Tech [NBCSN]	W, 3-1
7	Michigan Tech [NBCSN]	L, 4-2
13	at Merrimack *	W, 2-1
14	at Merrimack *	L, 4-2
20	New Hampshire *	T, 2-2 (ot)
21	New Hampshire *	W, 3-0
28	at #11/13 Boston College *	L, 6-4

FEBRUARY

3	#12/13 Vermont * [NBCSN]	T, 4-4 (ot)
4	#12/13 Vermont * [NBCSN]	W, 4-1
10	vs. Maine * ^	7:05 p.m.
11	at Maine *	7:05 p.m.
17	Providence * [NBCSN]	7:35 p.m.
18	Providence * [NBCSN]	7:05 p.m.
24	at Boston University *	6:05 p.m.
25	at Boston University *	7:05 p.m.

MARCH

3-5	Hockey East First Round &	TBA
10-12	Hockey East Quarterfinals &	TBA
17	Hockey East Semifinals %	TBA
18	Hockey East Championship %	TBA
24	NCAA Regional @	TBA
25	NCAA Regional @	TBA
26	NCAA Regional @	TBA

APRIL

6	NCAA Frozen Four #	TBA
8	NCAA Frozen Four #	TBA

Home Games in bold

All times are subject to change and listed in EST [denotes television coverage] | additional coverage TBA

* - denotes a Hockey East game

\$ - Shillelagh Tournament (at Notre Dame, Ind.)

^ - Cross Insurance Arena (Portland, Maine)

& - Campus sites

% - TD Garden (Boston, Mass.)

@ - 2017 NCAA Regionals

East Regional [Providence, R.I.]

West Regional [Fargo, N.D.]

Midwest Regional [Cincinnati, Ohio]

Northeast Regional [Manchester, N.H.]

- 2017 NCAA Frozen Four hosted by the University of Notre Dame and the Chicago Sports Commission [United Center | Chicago, Ill.]

GAMES 29 & 30



#17 University of Notre Dame Fighting Irish

(15-9-4, 8-5-3 HEA)



University of Maine Black Bears

(10-15-3, 4-11-1 HEA)

GAMES 29 & 30

Matchup: Notre Dame vs. Maine

Date: Friday, Feb. 10 | Saturday, Feb. 11

Time: 7:05 p.m. (EST) | 7:05 p.m. (EST)

Site: Portland, Maine | Orono, Maine

Arena: Cross Insurance Arena | Alford Arena

Television: None

Live Streaming: None | Goblackbears.com

Live Radio | Audio: WZOC 94.3 FM | WatchND

Play-by-Play: Darin Pritchett

Live Stats: HockeyEastonline.com

Live Updates: @NDHockey

Series History: ND leads 8-2-1 (11 games)

OVERVIEW

▶ Notre Dame and Maine will play a split series over the weekend, with game one set for the Cross Insurance Arena in Portland, Maine.

▶ Game two will be played at the Alford Arena on Maine's campus in Orono, Maine.

▶ The Irish (8-5-3, 19 points) enter the weekend tied with UMass Lowell for fourth in the Hockey East standings, while Maine is in 11th (4-11-1, nine points).

▶ Currently, eight teams are separated by just seven points in the standings between third and 10th place.

▶ Notre Dame carries a five-game unbeaten

What's Inside

University Information & Quick Facts	2
Notes	1-5
Series History	2
National Polls & Notre Dame in the Polls	4
2016-17 Honors & Awards	4
Roster by Major/School	5
Notre Dame Roster & Coaching Staff	6
Geographic Breakdown	6
Head Coach Jeff Jackson	7
The Last Time ...	8
Notre Dame's Record When ...	8
2016-17 Stats	9-14
2016-17 Individual Game-by-Game	15
2016-17 Box Scores	16-22
Individual Player Pages/Career Highs	23-34
Cal Petersen Notes/In The Records Book	35-37

streak (4-0-1) against the Black Bears into the weekend series.

▶ Anders Bjork (4 GP, 3-3-6) and Jake Evans (4 GP, 2-3-5) lead the Irish in scoring against Maine, while Cal Petersen is 3-0-0 with a 0.88 goals against average and a .972 save percentage versus the Black Bears.

78

Junior goaltender **Cal Petersen** has started 78 consecutive games in the Irish net dating back to a 5-1 win over Maine on Feb. 7, 2015. It is tied for the seventh-longest streak in NCAA DI history.

31

Sophomore forward **Andrew Oglevie** has 31 points this season on 16 goals and 15 assists, which ranks eighth in Hockey East and is tied for 18th in the country.

13

Junior forward **Jake Evans** has notched at least one point in 13 of Notre Dame's last 14 games (7-10-17). Evans also ranks seventh nationally in faceoff winning % (.614).



NDHockey



ND_Hockey



NotreDameHockey

UNIVERSITY INFORMATION

School: University of Notre Dame
 Location: Notre Dame, IN 46556
 Founded: 1842
 Enrollment: 8,475 (undergraduate), 12,126 (total)
 Nickname: Fighting Irish
 Colors: Gold and Blue
 Affiliation: NCAA Division I
 Conference: Hockey East Association (HEA)
 President: Rev. John I. Jenkins, C.S.C. (Notre Dame '76)
 Provost: Thomas Burish
 NCAA Faculty Representative: Patricia Bellia (Harvard '91)
 Athletics Director: Jack Swarbrick (Notre Dame '76)
 Sr. Assoc. Athletic Director/Sport Administrator: Tom Nevala (Notre Dame '90)
 Ticket Office Phone: (574) 631-7356
 Home Ice (capacity): Compton Family Ice Arena (5,022)
 Charles "Lefty" Smith Rink
 Ice Surface: 200 x 90

HOCKEY STAFF INFORMATION

Head Coach: Jeff Jackson (Michigan State '78)
 Record at Notre Dame: 260-164-51 (12th season)
 Record Overall 442-216-76 (18th season)
 Hockey East Record/Years: 42-26-12 (fourth season)
 Associate Head Coach: Paul Pooley (Ohio State '84)
 Associate Coach: Andy Slaggert (Notre Dame '89)
 Volunteer Assistant Coach: Kevin Lind (Notre Dame '14)
 Coordinator of Hockey Operations: Nick Siergiej (Wisconsin-River Falls '06)
 Athletic Trainer: Kevin Ricks
 Equipment Specialist: Scott Eastman
 Strength and Conditioning: Tony Rolinski
 Senior Team Managers: Taek Lee, Meghan Thompson, Amelia Legault-Laroche
 Administrative Assistant: Sue Halasz
 Hockey Office Phone: (574) 631-3630
 Hockey Office Fax: (574) 631-4897

MEDIA RELATIONS INFORMATION

Associate Director, Athletics Communications (Hockey SID): Dan Colleran
 Office Phone: (574) 631-7519
 Cell Phone: (574) 339-9810
 Hockey Media Relations E-Mail: dcollera@nd.edu
 Compton Family Ice Arena Press Box Phone: (574) 631-4899
 Mailing Address: University of Notre Dame
 100 Compton Family Ice Arena
 Notre Dame, IN 46629
 Web Site: www.und.com/NDHockey
 Twitter: @NDHockey
 Instagram: ND_Hockey
 Facebook: facebook.com/NotreDameHockey
 Snapchat NotreDameHockey

TEAM INFORMATION

2015-16 Overall Record: 19-11-7
 2015-16 Hockey East Record/Finish 15-5-2 (3rd)
 2015-16 Postseason: Hockey East Quarterfinals
 NCAA Midwest Regional Semifinals
 Letter Winners Returning: 17 (10 forwards, 5 defensemen, 2 goaltenders)
 Letter Winners Lost: 7 (4 forwards, 2 defensemen, 1 goaltender)
 Newcomers: 8 (5 forwards, 2 defensemen, 1 goaltender)
 2016-17 Captain: Cal Petersen (C)
 2016-17 Alternate Captains: Anders Bjork (A), Jake Evans (A)
 Luke Ripley (A)
 NCAA Appearances Eight (Last: 2016)
 NCAA Frozen Four Appearances Two (2008 & 2011)
 All-Americans 12 players/13 times (Last: Robbie Russo in 2015)
 Academic All-Americans Nine (Last: Peter Schneider in 2015)

BY THE NUMBERS (national rank/60)*

Category	MAINE	ND
Goals/game	2.89 (31)	3.29 (10)
GAA/game	3.25 (48)	2.25 (9)
Power Play %	17.5 (36)	17.1 (39)
PK %	80.8 (39)	89.0 (t-16)
PIM/game	14.8 (16)	12.3 (37)

IRISH STREAKS AND TRENDS

- ▶ Andrew Oglevie has a career long, eight-game point streak (7-4-11).
- ▶ Jake Evans is on a six-game point streak (3-6-9) and he has now notched at least one point in 13 of Notre Dame's last 14 games (6-11-17).
- ▶ Jordan Gross (1-4-5) has a four-game point streak.
- ▶ Cal Burke (1-1-2) and Mike O'Leary (1-1-2) have two-game point streaks for the first times in their careers.
- ▶ The Irish are 6-3-2 since returning from break (Dec. 31).

LAST WEEKEND: THREE POINTS vs. UVM

- ▶ The Irish went 1-0-1 against Vermont last weekend at the Compton Family Ice Arena.
- ▶ On Friday, Jake Evans and Cam Morrison tallied two goals in the final 3:10 of regulation to rally Notre Dame to a 4-4 overtime tie against Vermont.
- ▶ Evans scored at 16:50 of the third and added an assist on Morrison's goal just under two minutes later to send the game to overtime.
- ▶ Morrison's goal came while the Irish were skating on a power play and with the extra attacker on for goaltender Cal Petersen.
- ▶ In overtime, Petersen made six saves to preserve the tie and he finished with 43 saves on the night.
- ▶ The Irish put together a complete team effort on Saturday night and erased a one-goal deficit to defeat Vermont, 4-1, for a three point weekend in the Hockey East standings.
- ▶ Notre Dame used four goal scorers, including Andrew Oglevie, Jordan Gross, Mike O'Leary (first career goal) and Cal Burke, en route to the victory.
- ▶ Seven players combined to score the eight Notre Dame goals in this weekend's two-game series versus the Catamounts.

OGLEVIE ON THE OFFENSIVE

- ▶ Sophomore forward Andrew Oglevie has 31 points (16-15-31) through 28 games.
- ▶ Oglevie's 31 points rank eighth in Hockey East and tied for 18th in the country (his 16 goals are tied for sixth in Hockey East).
- ▶ Last season as a freshman, Oglevie totalled nine points (5-4-9) in 31 games.

Series History

- ▶ The Irish and Black Bears have now met 11 times, with six of those meetings coming over the past three seasons as part of Hockey East play (Notre Dame is 4-1-1 in those five games).
- ▶ Notre Dame is now 4-0-1 in its last five meetings with Maine, including a home sweep of the Black Bears last season (Feb. 12-13).
- ▶ Cal Petersen's current 78-game starting streak dates back to the second game at Maine during the 2014-15 season, when he stopped 33 of the 34 Black Bear shots he faced to earn the win.

Career Stats vs. Maine

Anders Bjork	4 GP, 3-3-6
Jake Evans	4 GP, 2-3-5
Jordan Gross	4 GP, 1-2-3
Connor Hurley	4 GP, 1-2-3
Luke Ripley	4 GP, 0-3-3
Jack Jenkins	2 GP, 1-1-2
Bobby Nardella	2 GP, 0-1-1
Dylan Malmquist	2 GP, 1-0-1
Ben Ostlie	4 GP, 0-0-0
Dawson Cook	3 GP, 0-0-0
Dennis Gilbert	2 GP, 0-0-0
Joe Wegwerth	2 GP, 0-0-0
Cal Petersen	4-3 (GP-GS), 3-0-0, 0.88 GAA, .972 Sv.%
Chad Katunar	1-1 (GP-GS), 0-0-1 6.05 GAA, .862 Sv.%

THE SERIES

Series: ND leads 8-2-1 (11 games)
 At Notre Dame: ND leads, 3-1-0
 At Maine: ND leads, 1-0-1
 At Neutral Sites: Notre Dame leads 4-1-0
 Overtime Wins: None
 One-Goal Wins: Maine 2, ND, 3
 Current Streak: ND 4-0-1 over last five meetings

YEAR	SITE	W	L	T	RESULT
1991-92	Portland, Me. (N)		L*		1-5
	Portland, Me. (N)		L*		3-6
1994-95	Inglewood, Calif. (N)		L		3-4
2003-04	Estero, Fla. (N)	W			1-0
2012-13	Kansas City, Mo. (N)	W			1-0
2013-14	Notre Dame		L		1-2
	Notre Dame	W			3-2
2014-15	Maine (OT)			T	4-4
	Maine	W			5-1
2015-16	Notre Dame	W			4-1
	Notre Dame	W			5-1

* - Forfeited games (Maine used ineligible player)

SERIES SCORING	TOTAL	AVG.
Notre Dame	31	2.81
Maine	26	2.36

SERIES RECORDS

ND Most Goals (Game): 5, in 2014-15 and 2015-16
 UM Most Goals (Game): 6, in 1991-92 (6-3)
 High-Scoring Game: 9, in 1991-92 (UM 6-3)
 Low-Scoring Game: 1, in '03-'04, '12-'13 (ND 1-0)
 Shutouts By: ND 2 ('03-'04, '12-'13)

▶ Oglevie’s offensive production has been boosted by increased time on the power play, where he has scored four goals and added 10 assists for 14 points.

▶ Oglevie notched his first career shorthanded goal at Boston College (Jan. 28).

IRON MAN

▶ Cal Petersen has started 78 consecutive games in the Notre Dame net, dating back to a 5-1 win at Maine on Feb. 7, 2015.

Consecutive Goaltender Starts (NCAA DI)

1. Ben Scrivens, Cornell (2007-10)	104
2. David McKee, Cornell (2004-06)	102
3. Andrew Volkening, Air Force (2007-10)	97
4. John Muse, Boston College (2008-09)	81
5. Andy Illes, Cornell (2011-14)	80
5. Dan Murphy, Clarkson (1994-98)	80
7. Cal Petersen, Notre Dame (2014 -)	78
7. John Lothrub, Minnesota (1964-66)	78
9. Joe Cannata, Merrimack (2009-12)	77
10. Brant Nicklin, M. Duluth (1996-98)	76

▶ Petersen has appeared in 79 straight games, dating back to a 4-4 tie at Maine on Feb. 6, 2015), which ranks seventh in the NCAA DI records book (see page 37).

INJURY REPORT

▶ Bobby Nardella was injured at Merrimack (Jan. 13) and has been sidelined (indefinitely) with a lower body injury.

▶ Joe Wegwerth was injured versus Vermont (Feb. 3) and has been sidelined (indefinitely) with a lower body injury.

VOTE BJORK/PETERSEN IN 2017

▶ The Hobey Baker Fan Ballot was revealed by the Hobey Baker Memorial Award Foundation on Jan. 30 and high-scoring junior forward Anders Bjork and stalwart junior goaltender Cal Petersen were included on the fan ballot.

▶ All 60 Division I college coaches vote for three players from their own conference and three players from the rest of the college hockey.

▶ Then, the Vote for Hobey aggregate fan vote’s one percent is factored in and 10 finalists will be announced in the middle of March.

▶ The Hobey Baker Selection Committee, along with a second aggregate of the fan’s one percent vote, will be combined to come up with the “Hobey Hat Trick” which will be announced on March 30.

▶ The winner will then be announced at the 2017 NCAA Division I Men’s Frozen Four, which is being hosted by the University of Notre Dame and the Chicago Sports Commission at the United Center in Chicago.

AT THE FACEOFF DOT

▶ At .557, Notre Dame has the second-best faceoff winning percentage (903W-719L) in the country.

▶ Jake Evans ranks second in Hockey East and seventh in the country in faceoff winning percentage with a .614 mark (365W-229L).

BJORK A HUMANITARIAN FINALIST

▶ Junior forward Anders Bjork has been selected as one of the five finalist for the 2017 Hockey Humanitarian award, which is presented annually to college finest citizen for leadership in community service.

▶ Bjork was announced as one of 15 nominees for the award on Jan. 19 and then on Feb. 2, the committee announced the five finalists

including, Bjork, Collin Delia (Merrimack), Danny Divis and Justin McKenzie (St. Michael’s), David Goodwin (Penn State) and Mike Nervick (Quinnipiac).

▶ The 2017 Hockey Humanitarian Award recipient will be recognized in a ceremony on Friday, April 7, at the 2017 NCAA Division I Men’s Frozen Four, which is being hosted by the University of Notre Dame and the Chicago Sports Commission at the United Center in Chicago.

▶ Bjork spends a lot of time volunteering in the community, especially with a third grade class just a few blocks south of campus at the Perley Fine Arts Academy in South Bend.

Current Irish in the National Hockey League Draft



Connor Hurley
2013 | Second Round | 38th Overall
Buffalo Sabres



Cal Petersen
2013 | Fifth Round | 129th Overall
Buffalo Sabres




Anders Bjork
2014 | Fifth Round | 146th Overall
Boston Bruins



Jake Evans
2014 | Seventh Round | 207th Overall
Montreal Canadiens



Joe Wegwerth
2014 | Fourth Round | 92nd Overall
Florida Panthers



Dennis Gilbert
2015 | Third Round | 91st Overall
Chicago Blackhawks



Cam Morrison
2016 | Second Round | 40th Overall
Colorado Avalanche



Andrew Peeke
2016 | Second Round | 34th Overall
Columbus Blue Jackets



**USCHO.com Division I Men's Poll
(Feb. 6, 2017)**

Rk. Team (1st-place votes)	Record	Points	Last Wk.
1. Minnesota Duluth (46)	18- 5-5	996	1
2. Denver (4)	18- 6-4	950	2
3. Boston University	18- 7-2	879	3
4. Harvard	15- 5-2	814	5
5. Minnesota	17- 7-2	796	7
6. Union	19- 7-2	723	4
7. Boston College	18- 9-2	721	8
8. Western Michigan	15- 7-4	618	9
9. UMass Lowell	17- 9-3	610	10
10. Penn State	16- 6-2	533	6
11. Providence	16- 8-4	435	15
12. Cornell	14- 6-2	380	16
12. Ohio State	13- 7-6	380	11
14. North Dakota	15-11-3	368	13
15. Vermont	16- 9-3	316	12
16. Notre Dame	15- 9-4	259	17
17. Wisconsin	15- 8-1	232	18
18. St. Lawrence	15- 8-6	221	14
19. Quinnipiac	16-11-2	84	19
20. Air Force	18- 8-4	60	NR

Others receiving votes: Bemidji State 46, St. Cloud State 45, Omaha 18, Michigan Tech 12, Yale 3, Robert Morris 1.

**USA Today/USA Hockey Magazine
College Hockey Poll
(Feb. 6, 2017)**

Rk. Team, Points (1st-place votes)	Last Week	Record
1. Minnesota Duluth, 507 (31)	1	18-5-5
2. University of Denver, 470 (3)	2	18-6-4
3. Boston University, 444	3	18-7-2
4. University of Minnesota, 383	7	17-7-2
5. Harvard University, 371	6	15-5-2
6. Union College, 326	5	19-7-2
7. Boston College, 325	8	18-9-2
8. Western Michigan University, 264	9	15-7-4
9. Penn State University, 227	4	16-6-2
10. UMass Lowell, 208	10	17-9-3
11. University of North Dakota, 116	12	15-11-3
12. Providence College, 113	15	16-8-4
13. Ohio State University, 108	11	13-7-6
14. University of Vermont, 78	13	16-9-3
15. Cornell University, 72	--	14-6-2

Others Receiving Votes: St. Lawrence University, 32; University of Wisconsin, 21; **University of Notre Dame, 12;** United States Air Force Academy, 2; St. Cloud State University, 1.

Notre Dame in the Polls

Date	USCHO.com	USAToday
Preseason	9	8
Oct. 10	5	6
Oct. 17	3	4
Oct. 24	7	6
Oct. 31	9	9
Nov. 7	9	9
Nov. 14	9	9
Nov. 21	12	11
Nov. 28	12	12
Dec. 5	14	13
Dec. 12	12	14
Dec. 19	12	12
Jan. 2	12	12
Jan. 9	13	13
Jan. 16	14	15
Jan. 23	15	15
Jan. 30	17	RV
Feb. 6	16	RV

► Prior to Oct. 10-17 of this season, the last time the Irish had reached the top five in the polls was on Nov. 11, 2013 (No. 4 in USCHO.com and No. 3 in the USA Today/USA Hockey Magazine).

BJORK PLAYING LEAD ROLE

► Junior forward Anders Bjork, a 2014 fifth-round pick by Boston, is one of the country's leading scorers with 16 goals and 22 assists for 38 points.

► Bjork has been held without a point in just seven of Notre Dame's 27 games this season (one of which was the 0-0, two-period tie at Northeastern on Nov. 13).

► Bjork has posted 12 multi-point games this season, including four-point games against Arizona State (Oct. 8) and UConn (Oct. 28).

► The Irish are 14-5-1 on the season when Bjork notches at least one point (8-3-0 when he scores at least one goal).

► Bjork reached the 25-point plateau in his 15th game of the season, marking the fastest any Notre Dame player has reach 25 points in the Coach Jackson era (and dating back to at least 2001-02).

► With 95 career points (35-60-95), Bjork is nearing the 100-point milestone.

► Hewould become the 51st player in program history to reach 100-career points and the first since Mario Lucia accomplished the feat last season.

BJORK RANKS

Category	HEA Rank*	NCAA Rank*
Goals (16)	5th	8th
Assists (22)	8th	t-14th
Points (38)	5th	8th
GWG (5)	1st	t-1st
Pts./game (1.41)	5th	10th
Pts. in 3rd (7-8-15)	4th	t-7th

* - As of Feb. 8

SECOND AND THIRD PERIOD SURGES

► This season, Notre Dame is out scoring opponents by a 34-21 margin (+13) in the second period and by a 38-20 (+18) margin in the third period.

► Notre Dame's 38 third period goals rank third in the country.

► The Fighting Irish are averaging 1.46 goals

2016-17 Honors

Anders Bjork

- Vote For Hobey Baker Candidate (Jan. 30)
- Hockey Humanitarian Award Finalist (Feb. 2)
- Hockey East Player of the Month (Nov. 2)
- Hockey East Player of the Week (Oct. 10 & Dec. 12)
- 2016 Shillelagh Tournament All-Tournament Team (Nov. 26)
- Hockey East Honor Roll (Oct. 31, Nov. 28)

Tory Dello

- 2016 Shillelagh Tournament All-Tournament Team (Nov. 26)

Jake Evans

- Hockey East Honor Roll (Dec. 5 & Jan. 23)

Jordan Gross

- Hockey East Honor Roll (Jan. 2)

Cam Morrison

- Hockey East Honor Roll (Jan. 2)

Bobby Nardella

- Hockey East Honor Roll (Oct. 10 & Nov. 21)

Andrew Oglevie

- Hockey East Honor Roll (Oct. 17, Jan. 16, Jan. 30 & Feb. 6)

Andrew Peeke

- Hockey East Honor Roll (Jan. 9 & Jan. 23)

Cal Petersen

- Vote For Hobey Baker Candidate (Jan. 30)
- Mike Richter Award Watch List (Oct. 7)
- Hockey East Co-Defensive Player of the Week (Jan. 2)
- Hockey East Honor Roll (Oct. 17, Nov. 21, Jan. 16, Jan. 23 & Feb. 6)
- ASN National Player of the Week (Jan. 23)

per third period, which ranks second in the country (Notre Dame has played only 26 third periods this season due to the shortened game at Northeastern on Nov. 13).

PETERSEN'S SHUTOUT STREAK

► From Dec. 10 - Jan. 6, Cal Petersen went

HOCKEY EAST STANDINGS

	Hockey East					Overall						
	GP	W	L	T	Pts	GF	GA	W	L	T	GF	GA
Boston College	17	13	3	1	27	64	38	18	10	2	100	72
Boston University	17	11	4	2	24	45	32	19	7	2	87	56
Providence	17	9	6	2	20	50	44	17	8	4	90	65
Notre Dame	16	8	5	3	19	49	38	15	9	4	92	63
UMass Lowell	17	9	7	1	19	57	43	17	9	3	104	74
Vermont	16	8	6	2	18	44	47	16	9	3	91	75
Connecticut	17	6	7	4	16	42	45	10	11	8	80	79
New Hampshire	16	6	7	3	15	49	49	11	13	4	89	90
Merrimack	16	4	7	5	13	36	45	10	13	5	63	72
Northeastern	17	5	9	3	13	51	59	11	12	5	101	90
Maine	16	4	11	1	9	37	55	10	15	3	81	91
Massachusetts	16	2	13	1	5	33	62	5	21	2	56	98

207:10 without allowing a goal, including back-to-back shutouts of Alaska (Dec. 31 - Jan. 1).

► That stretch is the second-longest shutout streak in program history.

1. Steven Summerhays -- 231:50
(Feb. 14 - March 1, 2014);

2. Cal Petersen -- 207:10
(Dec. 10, 2016 - Jan. 6, 2017)

3. David Brown -- 193:27
(Oct. 17-Nov. 8, 2003)

► The back-to-back shutouts over Alaska were Notre Dame's first consecutive shutouts since a home series against Boston University on February 21-22, 2014 (Steven Summerhays played game one in net and then Summerhays and Joe Rogers played in game two).

STRENGTH OF SCHEDULE

► The Irish have played a tough schedule in 2016-17, including a non-conference road series at current No. 1 Minnesota Duluth and a non-conference home series against current No. 9/10 Penn State.

► Notre Dame has posted wins at then #4 Minnesota Duluth (3-1 on Oct. 15), versus then #5/6 UMass Lowell (4-1 on Nov. 18), over then #3/4 Boston College (3-2 on Dec. 10).

► The Irish also went 1-0-1 against then #12/13 Vermont (Feb. 3-4).

TOP MARKS IN THE COUNTRY

► Released on Nov. 15, the Irish rank third in NCAA Div. I hockey in the Graduation Success Rate (GSR) with a score of 94 (Bowling Green is first with 100, followed by Air Force at 96).

► Notre Dame also ranks first in NCAA Div. I hockey in the Federal Rate (measured by the federal government in its Department of Education report) with a score of 82.

► Miami is second in the Federal Rate with a score of 79.

► The University of Notre Dame has claimed a share of the 2016 national championship for graduating student-athletes in all sports - in the process posting the top NCAA Graduation Success Rate (GSR) figure (98) for its student-athletes for the 10th straight year.

JACKSON REACHES 250

► In the midst of his 12th season behind the Irish bench, Head Coach Jeff Jackson notched his 250th career win with Notre Dame in the 5-2 victory at Northeastern on Nov. 12. (now 260-164-51).

► Only Charles "Lefty" Smith has more wins as Notre Dame's head coach (307-320-31).

JACKSON RANKS (entering the weekend)

► Head Coach Jeff Jackson ranks second in active career winning percentage (minimum of five Division I seasons):

.657 -- Red Berenson, Michigan (844-419-90)

.654 -- Jeff Jackson, Notre Dame (442-216-76)

NHL ALUMNI REPORT (as of Feb. 8)

► Eight former Notre Dame hockey players have played in the NHL this season, including several stretches where all eight were in the NHL at the same time (Nov. 21-28, Dec. 16-23, Jan. 8 - 17).

► It marked the first times in program history when eight former players were on active NHL rosters at the same time.

► The single-season record for most former Irish players skating in the NHL during a season is nine (2011-12).

► Vinnie Hinostroza scored his first career goal and added his first two career assists in Chicago's 4-3 overtime win against Vancouver (Nov. 19).

► Bryan Rust notched his first career hat trick in Pittsburgh's 8-5 win over Ottawa (Dec. 5), including a penalty shot goal (Ian Cole also had two assists in that victory).

► Rust became the third former Irish player to record an NHL hat trick, joining Palmieri (1) and Dave Poulin (5).

Eric Condra, Tampa Bay: 11 GP, 0-0-0

Vinnie Hinostroza, Chicago: 43 GP, 6-7-13

Stephen Johns, Dallas: 40 GP, 4-4-8

Riley Sheahan, Detroit: 51 GP, 0-8-8

Kyle Palmieri, New Jersey: 52 GP, 14-18-32

Anders Lee, New York Islanders: 50 GP, 18-13-31

Ian Cole, Pittsburgh: 52 GP, 3-15-18

Bryan Rust, Pittsburgh: 49 GP, 12-13-25

YOUTH MOVEMENT

► According to research by College Hockey Inc., Notre Dame is the third-youngest team in college hockey this season (as of Oct. 1, 2016):

Boston College -- 20 years, 49 days

Boston University -- 20 years, 108 days

Notre Dame -- 20 years, 272 days

► Freshman forward Cam Morrison (born in August of 1998) is the fifth-youngest player in NCAA Division I men's college hockey this season.

IN OVERTIME

► The Irish are 0-1-3 in overtime this season, with an overtime tie and an overtime loss coming against Penn State (Oct. 21-22), a tie versus New Hampshire (Jan. 20) and a comeback tie versus Vermont (Feb. 3).

► Two players on the current roster have overtime, game-winning goals:

► Jake Evans in a 3-2 win vs. Miami on Dec. 28,

**2016-17 Roster
By School and/or Major**

Marketing (Mendoza College of Business)

Anders Bjork (Jr.)

Bo Brauer (Jr.)

Dawson Cook (Jr.)

Finance (Mendoza College of Business)

Tony Bretzman (Jr.)

Luke Ripley (Jr.)

Management Consulting (Mendoza College of Business)

Jake Evans (Jr.)

Jordan Gross (Jr.)

Ben Ostlie (Sr.)

Cal Petersen (Jr.)

Mendoza College of Business

Jack Jenkins (So.)

Dylan Malmquist (So.)

Political Science (College of Arts & Letters)

Dennis Gilbert (So.)

Connor Hurley (Jr.)

Bobby Nardella (So.)

Andrew Oglevie (So.)

College of Arts & Letters

Joe Wegwerth (So.)

Finance & Economics (double major)

Chad Katunar (Jr.)

Economics & Chinese (double major)

Peter Mark (Jr.)

First Year of Studies

Cal Burke (Fr.)

Tory Dello (Fr.)

Felix Holmberg (Fr.)

Cale Morris (Fr.)

Cam Morrison (Fr.)

Luke Novak (Fr.)

Mike O'Leary (Fr.)

Andrew Peeke (Fr.)

2014 in the Florida College Hockey Classic.

► Connor Hurley in a 3-2 win at Merrimack on Nov. 14, 2014.

HOCKEY EAST PLAYOFF SETUP

► All 12 teams will once again make the Hockey East playoffs, with the top-four seeds earning first round byes.

► Those top-four teams will then host best-of-three second round series to determine who advances to the semifinals at the TD Garden (Boston, Massachusetts).

► Teams 5-8 will host first round, best-of-three series to open the Hockey East playoffs.

2016-17 Notre Dame Hockey Roster

No.	Name	Height	Weight	Position	Yr.	Hometown	Last Team (League)
2	Tony Bretzman	5-11	175	Defenseman	JR	Mendota Heights, Minn.	Langley Rivermen (BCHL)
3	Jordan Gross	5-10	186	Defenseman	JR	Maple Grove, Minn.	Green Bay Gamblers (USHL)
4	Dennis Gilbert	6-2	220	Defenseman	SO	Williamsville, N.Y.	Chicago Steel (USHL)
6	Tory Dello	6-0	190	Defenseman	FR	Crystal Lake, Ill.	Tri-City Storm (USHL)
8	Ben Ostlie	6-2	200	Forward	SR	Edina, Minn.	Omaha Lancers (USHL)
9	Dawson Cook	6-2	213	Forward	JR	Cadillac, Mich.	Green Bay Gamblers (USHL)
10	Anders Bjork	6-0	181	Forward	JR	Mequon, Wis.	U.S. National Under-18 Team
11	Cal Burke	5-10	184	Forward	FR	Boxborough, Mass.	Cedar Rapids RoughRiders (USHL)
12	Felix Holmberg	5-10	175	Forward	FR	Stockholm, Sweden	AIK J20 (SuperElit)
15	Andrew Oglevie	5-10	181	Forward	SO	Fullerton, Calif.	Cedar Rapids RoughRiders (USHL)
16	Connor Hurley	6-2	185	Forward	JR	Edina, Minn.	Green Bay Gamblers (USHL)
17	Peter Mark	6-0	180	Defenseman	JR	Minneapolis, Minn.	Saint Thomas Academy (USHS)
18	Jake Evans	6-0	191	Forward	JR	Toronto, Ontario	St. Michael's Buzzers (OJHL)
19	Mike O'Leary	6-1	195	Forward	FR	Halifax, Nova Scotia	Dubuque Fighting Saints (USHL)
21	Joe Wegwerth	6-3	230	Forward	SO	Brewster, N.Y.	Cedar Rapids RoughRiders (USHL)
22	Andrew Peeke	6-2	200	Defenseman	FR	Parkland, Fla.	Green Bay Gamblers (USHL)
23	Luke Novak	6-0	182	Forward	FR	Waukesha, Wis.	New Jersey Hitmen (USPHL)
24	Luke Ripley	6-5	207	Defenseman	JR	Kitimat, British Columbia	Powell River Kings (BCHL)
25	Dylan Malmquist	5-11	185	Forward	SO	Edina, Minn.	Edina (USHS)
26	Cam Morrison	6-3	212	Forward	FR	Aurora, Ontario	Youngstown Phantoms (USHL)
27	Bobby Nardella	5-9	175	Defenseman	SO	Rosemont, Ill.	Tri-City Storm (USHL)
28	Jack Jenkins	5-11	192	Forward	SO	Lake Bluff, Ill.	Fargo Force (USHL)
29	Bo Brauer	6-3	210	Forward	JR	Edina, Minn.	Nanaimo Clippers (BCHL)
32	Cale Morris	6-1	190	Goaltender	FR	Larkspur, Colo.	Waterloo Black Hawks (USHL)
33	Chad Katunar	6-5	210	Goaltender	SR	Victoria, British Columbia	Penticton Vees (BCHL)
40	Cal Petersen	6-3	190	Goaltender	JR	Waterloo, Iowa	Waterloo Black Hawks (USHL)

Coaches

Jeff Jackson: Head Coach (Michigan State '78, 12th season at Notre Dame)

Paul Pooley: Associate Head Coach (Ohio State '84)

Andy Slaggert: Associate Coach (Notre Dame '89)

Kevin Lind: Volunteer Assistant Coach (Notre Dame '14)

John Micheletto: Special Assistant to the Coaching Staff (Dartmouth '88)

Nick Siergiej: Coordinator of Hockey Operations (Wisconsin – River Falls '06)

Athletic Trainer: Kevin Ricks

Equipment Specialist: Scott Eastman

Will Moran: Hockey and Programming Intern

Pronunciation Key

8	Ben AWST-lee
10	Anders BEE-york
15	Andrew Oh-GLE-Vee
25	Dylan Mall-mm-quist
32	KALE Morris
33	Chad Cat -en-arh

California (1)

Andrew Oglevie Fullerton, California

Colorado (1)

Cale Morris Larkspur, Colorado

Florida (1)

Andrew Peeke Parkland, Florida

Illinois (3)

Tory Dello Crystal Lake, Illinois
 Bobby Nardella Rosemont, Illinois
 Jack Jenkins Lake Bluff, Illinois

Iowa (1)

Cal Petersen Waterloo, Iowa

Massachusetts (1)

Cal Burke Boxborough, Massachusetts

Michigan (1)

Dawson Cook Cadillac, Michigan

Minnesota (7)

Tony Bretzman Mendota Heights, Minnesota
 Jordan Gross Maple Grove, Minnesota
 Ben Ostlie Edina, Minnesota
 Connor Hurley Edina, Minnesota
 Dylan Malmquist Edina, Minnesota
 Peter Mark Minneapolis, Minnesota
 Bo Brauer Edina, Minnesota

New York (2)

Dennis Gilbert Williamsville, New York
 Joe Wegwerth Brewster, New York

Wisconsin (2)

Anders Bjork Mequon, Wisconsin
 Luke Novak Waukesha, Wisconsin

Canada (5)

Jake Evans Toronto, Ontario
 Chad Katunar Victoria, British Columbia
 Cam Morrison Aurora, Ontario
 Mike O'Leary Halifax, Nova Scotia
 Luke Ripley Kitimat, British Columbia

Sweden (1)

Felix Holmberg Stockholm, Sweden

THE JACKSON FILE

Full Name

• Jeffery L. Jackson

Birthdate

• June 22, 1955

Hometown

• Roseville, Michigan

Education

• Bachelor's Degree in Communications
Michigan State '78
• Bachelor's Degree in Education
Michigan State '79



Collegiate Coaching Experience

• Assistant Coach, Lake Superior State (1986-90)
• Head Coach, Lake Superior State (1990-96)
Record: 182-52-25 (.751); two NCAA titles, two CCHA regular-season titles, four CCHA tournament championships
• Head Coach, University of Notre Dame (2005-):
- **Two** CCHA regular-season titles
- **Three** CCHA tournament titles
- **Six** NCAA appearances
- **Two** NCAA Frozen Four appearances

International Coaching Experience

• National Coach and Senior Director, U.S. National Team Developmental Program (1996-2000)
• Head Coach, U.S. Junior National Team (1996-97)
• Won silver medal at World Junior Championships
• Assistant Coach, U.S. Olympic Team (1998)

Junior Hockey Experience

• Head Coach, OHL's Guelph Storm (2000-03)
Record: 87-67-24 (4)

Professional Experience

• Assistant Coach, New York Islanders (2003-05)

Coaching Honors

• CCHA Coach of the Year (1990-91)
• CCHA Coach of the Year (2006-07)
• Spencer Penrose Award (2006-07)
• CCHA Coach of the Year (2010-11)

Jackson's Year-By-Year Collegiate Record

Year	Overall		Conference	
	W - L - T	.Pct	W - L - T	.Pct
1990-91	36 - 5 - 4	.844	26 - 2 - 4	.875
1991-92	30 - 9 - 4	.744	20 - 8 - 4	.688
1992-93	32 - 8 - 5	.767	20 - 5 - 5	.750
1993-94	31 - 10 - 4	.733	18 - 8 - 4	.667
1994-95	23 - 12 - 6	.634	14 - 9 - 4	.593
1995-96	30 - 8 - 2	.775	22 - 6 - 2	.767
2005-06	13 - 19 - 4	.417	11 - 13 - 4	.464
2006-07	32 - 7 - 3	.798	21 - 4 - 3	.804
2007-08	27 - 16 - 4	.617	15 - 9 - 4	.607
2008-09	31 - 6 - 3	.813	21 - 4 - 3	.804
2009-10	13 - 17 - 8	.447	9 - 12 - 7	.446
2010-11	25 - 14 - 5	.625	18 - 7 - 3	.696
2011-12	19 - 18 - 3	.513	12 - 13 - 3	.482
2012-13	25 - 13 - 3	.646	17 - 8 - 3	.661
2013-14	23 - 15 - 2	.600	9 - 9 - 2	.500
2014-15	18 - 19 - 5	.488	10 - 7 - 5	.568
2015-16	19 - 11 - 7	.608	15 - 5 - 2	.727
Totals	427-207-72	.656	278-130-62	.657

Head Coach JEFF JACKSON

► The 2015-16 hockey season marks University of Notre Dame hockey coach Jeff Jackson's 12th season behind the Irish bench. The highly regarded Jackson now has over 30 years of coaching experience.

► Notre Dame's Jeff Jackson era began in 2005 when the University searched for a man who could move the program among the elite hockey schools in the country.

► The veteran coach owned a resume packed with success at the collegiate, junior hockey, professional and international levels.

► During his 11-year run, Notre Dame has become one of the nation's top teams, winning the Central Collegiate Hockey Association's (CCHA) regular-season title twice (2006-07 and 2008-09) while earning three Mason Cup championships ('07, '09 and the final one in 2013).

► During Jackson's tenure, his teams have made seven trips to the NCAA Tournament (2006-09, 2010-11, 2012-14 and now 2016), advancing to the Frozen Four twice, playing in the 2008 title game and the 2011 national semifinals.

► Then in 2013-14, the team's first season in Hockey East, the Irish upset the conference's top team - Boston College - in the quarterfinals to advance to the TD Garden (Boston, Massachusetts) for the Hockey East semifinals

► Between 2006-09, the Irish turned in win totals of 32, 27 and 31 for three consecutive seasons of 25 or more wins and three consecutive NCAA tournament appearances, a first in program history.

► Jackson's success on the ice also has had a major impact off the ice for the Irish. With the wins came a commitment from the University that led to the new home of Irish hockey - The Compton Family Ice Arena - one of the finest college hockey facilities in the nation. The new venue opened for business on Oct. 21, 2011.

► Since Jackson's arrival, the Irish have had 32 players selected in the National Hockey League Entry Draft, including three first round selections. In that same span, 20 players from USA Hockey's National Team Developmental

Program have matriculated to Notre Dame.

► During his tenure, the Irish have had five players garner All-America honors -- Robbie Russo in 2015, Anders Lee in 2013, Ian Cole and Erik Condra in 2009 and David Brown in 2007.

► In addition, 14 of Jackson's players have gone on to play in the NHL (most recently Vince Hinostroza and Stephen Johns in 2015-16).

► In Jackson's first 11 seasons with Notre Dame, the Irish have played with poise and discipline, relying on team defense, strong goaltending and excellent special teams play. They also laid the foundation for future seasons with major success on the recruiting trail.

► In taking over the Irish coaching duties in 2005, Jackson became the first Notre Dame head coach to have won an NCAA Division I championship with another program before being hired as an Irish head coach.

► Success is nothing new for Jackson at the NCAA Division I level. In six years as the head coach at Lake Superior State (1990-96), Jackson's teams won two NCAA titles in 1992 and 1994 (also advancing to the finals in 1993), two CCHA regular-season championships (1991 and 1996) and four CCHA Mason Cup trophies (1991, 1992, 1993 and 1995).

► A 1978 graduate of Michigan State University with a degree in communications, Jackson followed with an education degree from Michigan State in 1979.

► In May 2003, Inside College Hockey, ranked Jackson 12th on its list of the 16 greatest college coaches of all-time with only five of the 16 still active in coaching.

► Jackson is a member of the USA Hockey Coaches Achievement Program, the American Hockey Coaches Association and the National Hockey League Coaches Association.

THE LAST TIME

TEAM

Notre Dame won in overtime December 29, 2014 vs. Miami (3-2, ot)
 Notre Dame lost in overtime October 22, 2016 vs. Penn State (3-2)
 Notre Dame tied in overtime February 3, 2017 vs. Vermont (4-4, ot)
 Notre Dame won in overtime (Hockey East game) November 14, 2014 at Merrimack (3-2, ot)
 Notre Dame lost in overtime (Hockey East game) February 19, 2016 at Providence College (3-2, ot)
 Notre Dame tied in overtime (Hockey East game) February 3, 2017 vs. Vermont (4-4, ot)
 Notre Dame scored 10 or more goals in a game December 29, 2010 vs. Canisius (10-2)
 Notre Dame allowed 10 or more goals in a game March 12, 2005 at Michigan (10-1)

Notre Dame had a home shutout January 21, 2017 vs. New Hampshire (Cal Petersen, 31 saves)
 Notre Dame had a road shutout December 3, 2016 at Massachusetts (Cal Petersen, 22 saves)
 Notre Dame had a neutral site shutout October 13, 2012 vs. Maine (Steven Summerhays, 22 saves)
 Notre Dame had a shutout in a HE game January 21, 2017 vs. New Hampshire (Cal Petersen, 31 saves)
 Notre Dame was shutout in a HE game Nov. 13, 2016 at Northeastern (Jake Theut, 22 saves in a two period game)

Notre Dame was shutout at home November 26, 2016 vs. Clarkson (Jake Keilley, 35 saves)
 Notre Dame was shutout on the road Nov. 13, 2016 at Northeastern (Jake Theut, 22 saves in a two period game)
 Notre Dame won 1-0 February 27, 2016 vs. Boston University (Cal Petersen, 39 saves)

Notre Dame had 35 or more shots in a game January 21, 2017 vs. New Hampshire (43 shots)
 Notre Dame had 40 or more shots in a game January 21, 2017 vs. New Hampshire (43 shots)
 Notre Dame had 50 or more shots in a game October 7 vs. Arizona State (51 shots)
 Notre Dame surrendered 35 or more shots in a game February 3, 2017 vs. Vermont (47 shots)
 Notre Dame surrendered 40 or more shots in a game February 3, 2017 vs. Vermont (47 shots)
 Notre Dame surrendered 50 or more shots in a game January 1, 2016 at Denver (50 shots)
 Notre Dame had three PP goals in a game October 25, 2014 vs. Niagara (7-0 win)
 Notre Dame had four PP goals in a game October 20, 2013 vs. Michigan Tech (7-3 win)
 Notre Dame had six PP goals in a game October 7, 2016 vs. Arizona State (9-2 win)

Notre Dame had one shorthanded goal January 28, 2017 at Boston College (Andrew Oglevie in 6-4 loss)
 Notre Dame had two shorthanded goals January 7, 2011 at Northern Michigan (8-1 win)
 Notre Dame surrendered five PP goals December 4, 2004 vs. Michigan (8-0 loss)
 Notre Dame surrendered four PP goals February 1, 2013 at Ohio State (6-3 loss)
 Notre Dame surrendered three PP goals December 2, 2016 at UMass (5-4 loss)
 Notre Dame surrendered two short-handed goals February 8, 2013 vs. Michigan (7-4 win)

INDIVIDUAL

Notre Dame player scored a hat trick October 16, 2015 - Steven Fogarty (at Penn State)
 Notre Dame defenseman scored a hat trick January 18, 2015 - Robbie Russo (at UConn)
 Notre Dame player scored four goals October 19, 1995 - Brian Urlick (at Alaska-Fairbanks)
 Notre Dame player scored five goals December 29, 1971 - Ian Williams (at Dartmouth)
 Notre Dame player had three assists December 31, 2016 - Jordan Gross (vs. Alaska - 0-3-3)
 Notre Dame player had four assists December 29, 2010 - Stephen Johns (vs. Canisius - 0g, 4a)
 Notre Dame player had five assists October 21, 1994 - Jamie Ling (vs. Waterloo - 2g, 5a)
 Notre Dame player had four points October 28, 2016 - Anders Bjork (vs. UConn - 2-3-4)
 Notre Dame player had five points February 13, 2009 - Erik Condra (vs. Northern Michigan - 2g, 3a)
 Notre Dame player had six points October 21, 1994 - Jamie Ling (vs. Waterloo - 2g, 5a)
 Notre Dame player had seven points October 21, 1994 - Jamie Ling (vs. Waterloo - 2g, 5a)

Notre Dame goalie made 35+ saves February 3, 2017 - Cal Petersen (vs. Vermont, 4-4 tie, 43 saves)
 Notre Dame goalie made 40+ saves February 3, 2017 - Cal Petersen (vs. Vermont, 4-4 tie, 43 saves)
 Notre Dame goalie made 50+ saves March 6, 2015 - Cal Petersen (vs. UMass, 4-3 loss, 87 saves)

Opposing player scored a hat trick November 11, 2011 - Cody Knyk (Alaska)
 Opposing player scored four goals March 12, 1994 - Colin Ward (Western Michigan)
 Opposing player scored five goals November 10, 1973 - Tom Ross (Michigan State)

Opposing player had four assists December 2, 2011 - Ludwig Karlsson (Northeastern - 0g, 4a)
 Opposing player had five assists January 20, 1996 - Kevin Hilton (Michigan - 0g, 5a)

Opposing player had four points March 12, 2016 - Kevin Roy (Northeastern - 2g, 2a)
 Opposing player had five points January 27, 2001 - Jeff Hamilton (Yale - 2g, 3a)
 Opposing player had six points January 11, 1994 - John Gruden (Ferris State - 4g, 3a)
 Opposing player had seven points January 11, 1994 - John Gruden (Ferris State - 4g, 3a)

Opposing goalie made 35+ saves January 20, 2017 - Danny Tirone (New Hampshire, 47 saves, 2-2 tie)
 Opposing goalie made 40+ saves January 20, 2017 - Danny Tirone (New Hampshire, 47 saves, 2-2 tie)
 Opposing goalie made 50+ saves March 6, 2015 - Steve Mastalerz (UMass, 75 saves, 4-3 win)

Notre Dame had a penalty shot January 21, 2017 - Joe Wegwerth (saved vs. New Hampshire)
 Notre Dame scored on a penalty shot December 6, 2013 - Jeff Costello (scored vs. Massachusetts)
 Opp. had a penalty shot January 29, 2016 - Colin White - Boston College (saved by Cal Petersen, BC wins 4-0)
 January 22, 2016 - Ara Nazarian - New Hampshire (scored on Cal Petersen, ND wins 5-1)
 December 10, 2015 - Colin White - Boston College (saved by Cal Petersen, ND wins 4-3)

SERIES

Notre Dame swept a two-game series December 31, 2016 - January 1, 2017 (vs. Alaska, 5-0, 4-0)
 Notre Dame swept in a two-game series January 23-24, 2015 (Northeastern (2-3, 2-4)
 Notre Dame swept a Hockey East home series February 12-13, 2016 (vs. Maine, 4-1, 5-1)
 Notre Dame swept a Hockey East road series February 5-6, 2016 (at Vermont, 2-1, 3-1)

The Last Time Notre Dame ... (Comebacks).....

Erased a two-goal deficit to win or tievs. Vermont on Feb. 3, 2017 (T, 4-4)
vs. Boston College on Dec. 10, 2016 (W, 3-2)
 Erased a two-goal, third period deficit to win or tievs. Vermont on Feb. 3, 2017 (T, 4-4)
 at Boston College on Dec. 10, 2015 (W, 4-3)

NOTRE DAME'S 2016-17 RECORD WHEN

Overall15-9-4
 In Hockey East games8-5-3
 Non-conference games7-4-1
 Home11-5-3
 Road4-4-1
 Neutral0-0-0
 In overtime games0-1-3

When Notre Dame scores first 10-5-2
 When opponents score first 5-5-1
 When Notre Dame leads after one period 5-2-1
 When Notre Dame trails after one period 4-5-0
 When score is tied after one period 6-2-3
 When Notre Dame leads after two periods11-1-1
 When Notre Dame trails after two periods 0-6-2
 When score is tied after two periods 4-2-1
 When Notre Dame outshoots opponent13-4-3
 When opponent outshoots Notre Dame 2-5-1
 When shots are even 0-0-0
 In Game 1 of weekend series* 6-4-3
 In Game 2 of weekend series* 8-4-1
 In Game 1 of Hockey East weekend series 2-3-3
 In Game 2 of Hockey East weekend series 5-1-1
 * - Includes Shillelagh Tournament games

In one-goal games2-3-0
 In two-goal games4-5-0

When scoring two or more goals14-7-3
 When scoring three or more goals13-3-2
 When scoring four or more goals8-2-1
 When scoring five or more goals6-0-0

Against Ranked Opponents

vs. #3/4 Boston College 1-0-0
 at #4/4 Minnesota Duluth 1-1-0
 vs. #5/6 UMass Lowell 1-1-0
 at #11/13 Boston College 0-1-0
 vs. #12/13 Vermont 1-0-1

Month-By-Month

Notre Dame in October 4-3-1
 Notre Dame in November 3-2-1
 Notre Dame in December 3-1-0
 Notre Dame in January 4-3-1
 Notre Dame in February 1-0-1
 Notre Dame in March

Vs. Conferences

Atlantic Hockey 1-0-0
 Big Ten 0-1-1
 ECAC 0-1-0
 Hockey East 8-5-3
 Independent 2-0-0
 NCHC 1-1-0
 WCHA 3-1-0

Date	Opponent	Score	Att.	Record:	Overall	Home	Away	Neutral					
Oct 07	ARIZONA STATE	W 9-2	3356	ALL GAMES	15-9-4	11-5-3	4-4-1	0-0-0					
Oct 08	ARIZONA STATE	W 4-2	3554	CONFERENCE	8-5-3	5-2-2	3-3-1	0-0-0					
Oct 14	at #4 Minnesota Duluth	L 3-4	5526	NON-CONFERENCE	7-4-1	6-3-1	1-1-0	0-0-0					
Oct 15	at #4 Minnesota Duluth	W 3-1	6014										
Oct 21	PENN STATE	Tot 3-3	3411										
Oct 22	PENN STATE	Lot 2-3	3518										
* Oct 27	UCONN	L 2-4	2936	## Player	gp	g	a	pts	sh	sh%	pen-min	pp	sh
* Oct 28	UCONN	W 6-2	4065	10 Anders Bjork	27	16	22	38	97	.165	5-10	3	1
* Nov 12	at Northeastern	W 5-2	3511	15 Andrew Oglevie	28	16	15	31	97	.165	4-8	4	1
* Nov 13	at Northeastern	T 0-0	1444	18 Jake Evans	28	9	20	29	77	.117	12-35	1	1
* Nov 17	#5 UMASS LOWELL	L 1-4	3151	3 Jordan Gross	28	7	17	24	110	.064	6-12	4	0
* Nov 18	#5 UMASS LOWELL	W 4-1	4653	25 Dylan Malmquist	28	6	13	19	50	.120	9-18	2	0
Nov 25	HOLY CROSS	W 5-3	4581	16 Connor Hurley	21	4	12	16	26	.154	11-22	0	0
Nov 26	CLARKSON	L 0-2	3865	26 Cam Morrison	28	7	8	15	56	.125	4-8	3	0
* Dec 2	at Massachusetts	L 4-5	2481	27 Bobby Nardella	22	5	10	15	62	.081	8-24	3	0
* Dec 3	at Massachusetts	W 3-0	3039	22 Andrew Peeke	28	4	9	13	42	.095	5-10	0	0
* Dec 10	#3 BOSTON COLLEGE	W 3-2	5022	4 Dennis Gilbert	28	0	13	13	34	.000	9-18	0	0
Dec 31	ALASKA	W 5-0	4149	21 Joe Wegwerth	26	6	4	10	46	.130	7-14	3	0
Jan 01	ALASKA	W 4-0	4023	11 Cal Burke	28	2	6	8	50	.040	4-8	0	0
Jan 06	MICHIGAN TECH	W 3-1	4328	6 Tory Dello	27	1	7	8	54	.019	19-57	0	0
Jan 07	MICHIGAN TECH	L 2-4	4741	28 Jack Jenkins	24	3	3	6	58	.052	1-2	0	0
* Jan 13	at Merrimack	W 2-1	2251	27 Dawson Cook	27	1	3	4	31	.032	4-8	0	0
* Jan 14	at Merrimack	L 2-4	2271	9 Bo Brauer	14	3	0	3	8	.375	2-12	1	0
* Jan 20	NEW HAMPSHIRE	Tot 2-2	4504	19 Mike O'Leary	25	1	1	2	12	.083	10-28	0	0
* Jan 21	NEW HAMPSHIRE	W 3-0	4652	12 Felix Holmberg	12	1	0	1	7	.143	1-2	0	0
* Jan 28	at #13 Boston College	L 4-6	7884	2 Tony Bretzman	11	0	1	1	6	.000	1-2	0	0
* Feb 03	#12 VERMONT	Tot 4-4	4520	40 Cal Petersen	28	0	1	1	0	.000	1-2	0	0
* Feb 04	#12 VERMONT	W 4-1	4744	8 Ben Ostlie	18	0	0	0	6	.000	4-8	0	0
				24 Luke Ripley	26	0	0	0	19	.000	15-30	0	0
				TM TEAM	19	0	0	0	0	.000	3-6	0	0
				Total	28	92	165	257	948	.097	145-344	24	3
				Opponents	28	63	105	168	783	.080	171-415	18	1
TEAM STATISTICS	ND	OPP		## Goalie	gp	min	ga	gaavg	saves	save%	w-l-t		
SHOT STATISTICS				40 Cal Petersen	28	1647:12	58	2.11	713	.925	15-9-4		
Goals-Shot attempts	92-948	63-783		32 Cale Morris	1	19:43	1	3.04	7	.875	0-0-0		
Shot pct.	.097	.080		TM EMPTY NET	19	9:25	4	-	0	.000	0-0-0		
Goals/Game	3.3	2.2		Total	28	1676:20	63	2.25	720	.920	15-9-4		
Shots/Game	33.9	28.0		Opponents	28	1676:20	92	3.29	856	.903	9-15-4		
POWER PLAYS				Attendance Summary					ND	Opponent			
Goals-Power Plays	24-139	18-119		Total					77773	34421			
Conversion Percent	.173	.151		Dates/Avg Per Date					19/4093	9/3825			
Shot Attempts	222	156		Neutral Site #/Avg					0/0				
Shot Percent	.108	.115											
GOAL BREAKDOWN				Goals by Period	1st	2nd	3rd	OT	Total				
Power Play	24	18		Notre Dame	20	34	38	0	92				
Short-handed	3	1		Opponents	21	21	20	1	63				
Empty net	4	4											
Penalty	0	0		Saves by Period	1st	2nd	3rd	OT	Total				
Unassisted	4	4		Notre Dame	236	245	228	11	720				
Overtime	0	1		Opponents	280	312	257	7	856				
PENALTIES													
Number	145	171											
Minutes	344	415											
Penalties/Game	5.2	6.1											
Pen minutes/Game	12.3	14.8											

##	Player	gp	Shots					+/-	Penalties				Goals								
			g	a	pts	sh	sh%		pen-min	min	maj	oth	pp	sh	fg	gw	gt	ot	ht	pn	ua
10	Anders Bjork	27	16	22	38	97	.165	+15	5-10	5	0	0	3	1	3	5	0	0	0	0	1
15	Andrew Oglevie	28	16	15	31	97	.165	+11	4-8	4	0	0	4	1	4	1	0	0	0	0	2
18	Jake Evans	28	9	20	29	77	.117	+12	12-35	10	1	1	1	1	1	0	0	0	0	0	0
3	Jordan Gross	28	7	17	24	110	.064	+10	6-12	6	0	0	4	0	1	2	1	0	0	0	0
25	Dylan Malmquist	28	6	13	19	50	.120	+7	9-18	9	0	0	2	0	2	2	0	0	0	0	0
16	Connor Hurley	21	4	12	16	26	.154	+5	11-22	11	0	0	0	0	2	1	0	0	0	0	0
26	Cam Morrison	28	7	8	15	56	.125	+5	4-8	4	0	0	3	0	0	1	1	0	0	0	0
27	Bobby Nardella	22	5	10	15	62	.081	+7	8-24	7	0	1	3	0	1	0	0	0	0	0	0
22	Andrew Peeke	28	4	9	13	42	.095	+10	5-10	5	0	0	0	0	0	1	0	0	0	0	0
4	Dennis Gilbert	28	0	13	13	34	.000	+18	9-18	9	0	0	0	0	0	0	0	0	0	0	0
21	Joe Wegwerth	26	6	4	10	46	.130	+1	7-14	7	0	0	3	0	1	0	1	0	0	0	1
11	Cal Burke	28	2	6	8	50	.040	+1	4-8	4	0	0	0	0	0	0	0	0	0	0	0
6	Tory Dello	27	1	7	8	54	.019	+6	19-57	16	1	2	0	0	0	0	0	0	0	0	0
28	Jack Jenkins	24	3	3	6	58	.052	-4	1-2	1	0	0	0	0	1	2	0	0	0	0	0
9	Dawson Cook	27	1	3	4	31	.032	+3	4-8	4	0	0	0	0	0	0	0	0	0	0	0
29	Bo Brauer	14	3	0	3	8	.375	+1	2-12	1	0	1	1	0	0	0	0	0	0	0	0
19	Mike O'Leary	25	1	1	2	12	.083	+4	10-28	9	0	1	0	0	0	0	0	0	0	0	0
12	Felix Holmberg	12	1	0	1	7	.143	+1	1-2	1	0	0	0	0	0	0	0	0	0	0	0
2	Tony Bretzman	11	0	1	1	6	.000	-1	1-2	1	0	0	0	0	0	0	0	0	0	0	0
40	Cal Petersen	28	0	1	1	0	.000	0	1-2	1	0	0	0	0	0	0	0	0	0	0	0
8	Ben Ostlie	18	0	0	0	6	.000	-1	4-8	4	0	0	0	0	0	0	0	0	0	0	0
24	Luke Ripley	26	0	0	0	19	.000	-3	15-30	15	0	0	0	0	0	0	0	0	0	0	0
TM	TEAM	19	0	0	0	0	.000	0	3-6	3	0	0	0	0	0	0	0	0	0	0	0
	Total	28	92	165	257	948	.097	+108	145-344	137	2	6	24	3	16	15	3	0	0	0	4
	Opponents	28	63	105	168	783	.080	-	171-415	160	3	8	18	1	11	9	0	1	0	0	4

##	Goalie	gp-gs	Goal average			Saves		Record				Goals allowed				
			minutes	ga	avg	saves	pct	w	l	t	sho	pp	sh	en	pen	sog
40	Cal Petersen	28-28	1647:12	58	2.11	713	.925	15	9	4	5	18	0	0	0	0
32	Cale Morris	1-0	19:43	1	3.04	7	.875	0	0	0	0	0	0	0	0	0
TM	EMPTY NET	19-0	9:25	4	-	0	.000	0	0	0	0	0	1	4	0	0
	Total	28-0	1676:20	63	2.25	720	.920	15	9	4	5	18	1	4	0	0
	Opponents	28-0	1676:20	92	3.29	856	.903	9	15	4	2	24	3	4	0	0

##	Points	GP	G	A	Pts	Sh	##	Assists	GP	G	A	Pts	Sh	
10	Anders Bjork	27	16	22	38	97	10	Anders Bjork	27	16	22	38	97	
15	Andrew Oglevie	28	16	15	31	97	18	Jake Evans	28	9	20	29	77	
18	Jake Evans	28	9	20	29	77	3	Jordan Gross	28	7	17	24	110	
3	Jordan Gross	28	7	17	24	110	15	Andrew Oglevie	28	16	15	31	97	
25	Dylan Malmquist	28	6	13	19	50	25	Dylan Malmquist	28	6	13	19	50	
16	Connor Hurley	21	4	12	16	26	4	Dennis Gilbert	28	0	13	13	34	
26	Cam Morrison	28	7	8	15	56	16	Connor Hurley	21	4	12	16	26	
27	Bobby Nardella	22	5	10	15	62	27	Bobby Nardella	22	5	10	15	62	
22	Andrew Peeke	28	4	9	13	42	22	Andrew Peeke	28	4	9	13	42	
4	Dennis Gilbert	28	0	13	13	34	26	Cam Morrison	28	7	8	15	56	
##	Goals	GP	G	A	Pts	Sh	##	Shots	GP	G	A	Pts	Sh	Sh%
10	Anders Bjork	27	16	22	38	97	3	Jordan Gross	28	7	17	24	110	.064
15	Andrew Oglevie	28	16	15	31	97	10	Anders Bjork	27	16	22	38	97	.165
18	Jake Evans	28	9	20	29	77	15	Andrew Oglevie	28	16	15	31	97	.165
3	Jordan Gross	28	7	17	24	110	18	Jake Evans	28	9	20	29	77	.117
26	Cam Morrison	28	7	8	15	56	27	Bobby Nardella	22	5	10	15	62	.081
25	Dylan Malmquist	28	6	13	19	50	28	Jack Jenkins	24	3	3	6	58	.052
21	Joe Wegwerth	26	6	4	10	46	26	Cam Morrison	28	7	8	15	56	.125
27	Bobby Nardella	22	5	10	15	62	6	Tory Dello	27	1	7	8	54	.019
16	Connor Hurley	21	4	12	16	26	25	Dylan Malmquist	28	6	13	19	50	.120
22	Andrew Peeke	28	4	9	13	42	11	Cal Burke	28	2	6	8	50	.040
##	Power-Play Goals	GP	PPG	##	Shot Pct.	GP	G	A	Pts	Sh	Sh%			
15	Andrew Oglevie	28	4	29	Bo Brauer	14	3	0	3	8	.375			
3	Jordan Gross	28	4	10	Anders Bjork	27	16	22	38	97	.165			
10	Anders Bjork	27	3	15	Andrew Oglevie	28	16	15	31	97	.165			
27	Bobby Nardella	22	3	16	Connor Hurley	21	4	12	16	26	.154			
26	Cam Morrison	28	3	12	Felix Holmberg	12	1	0	1	7	.143			
21	Joe Wegwerth	26	3	21	Joe Wegwerth	26	6	4	10	46	.130			
25	Dylan Malmquist	28	2	26	Cam Morrison	28	7	8	15	56	.125			
##	Short-Handed Goals	GP	SHG	25 <td>Dylan Malmquist</td> <td>28</td> <td>6</td> <td>13</td> <td>19</td> <td>50</td> <td>.120</td>	Dylan Malmquist	28	6	13	19	50	.120			
10	Anders Bjork	27	1	18	Jake Evans	28	9	20	29	77	.117			
18	Jake Evans	28	1	22	Andrew Peeke	28	4	9	13	42	.095			
15	Andrew Oglevie	28	1	##	Penalties	GP	Pen	Min						
6	Tory Dello	27	19	57										
24	Luke Ripley	26	15	30										
18	Jake Evans	28	12	35										
16	Connor Hurley	21	11	22										
19	Mike O'Leary	25	10	28										
4	Dennis Gilbert	28	9	18										
25	Dylan Malmquist	28	9	18										
27	Bobby Nardella	22	8	24										
21	Joe Wegwerth	26	7	14										
3	Jordan Gross	28	6	12										
##	Game-Winning Goals	GP	GWG	##	Penalty Minutes	GP	Pen	Min						
10	Anders Bjork	27	5	6	Tory Dello	27	19	57						
3	Jordan Gross	28	2	18	Jake Evans	28	12	35						
28	Jack Jenkins	24	2	24	Luke Ripley	26	15	30						
25	Dylan Malmquist	28	2	19	Mike O'Leary	25	10	28						
##	Plus/Minus	GP	+/-	27	Bobby Nardella	22	8	24						
4	Dennis Gilbert	28	+18	21	Joe Wegwerth	26	7	14						
10	Anders Bjork	27	+15	3	Jordan Gross	28	6	12						
18	Jake Evans	28	+12	##	Penalty Minutes	GP	Pen	Min						
15	Andrew Oglevie	28	+11	6	Tory Dello	27	19	57						
3	Jordan Gross	28	+10	18	Jake Evans	28	12	35						
22	Andrew Peeke	28	+10	24	Luke Ripley	26	15	30						
25	Dylan Malmquist	28	+7	19	Mike O'Leary	25	10	28						
27	Bobby Nardella	22	+7	27	Bobby Nardella	22	8	24						
6	Tory Dello	27	+6	16	Connor Hurley	21	11	22						
26	Cam Morrison	28	+5	4	Dennis Gilbert	28	9	18						
				25	Dylan Malmquist	28	9	18						
				21	Joe Wegwerth	26	7	14						
				3	Jordan Gross	28	6	12						

Date	Opponent		Score	Shots	Overall	Conf	Time	Att.	Goalie of record
Oct 07	ARIZONA STATE	W	9-2	51/19	1-0-0	0-0-0	2:45	3356	Cal Petersen
Oct 08	ARIZONA STATE	W	4-2	37/25	2-0-0	0-0-0	2:18	3554	Cal Petersen
Oct 14	at #4 Minnesota Duluth	L	3-4	23/32	2-1-0	0-0-0	2:20	5526	Cal Petersen
Oct 15	at #4 Minnesota Duluth	W	3-1	38/28	3-1-0	0-0-0	2:13	6014	Cal Petersen
Oct 21	PENN STATE	Tot	3-3	33/32	3-1-1	0-0-0	2:27	3411	Cal Petersen
Oct 22	PENN STATE	Lot	2-3	28/33	3-2-1	0-0-0	2:20	3518	Cal Petersen
* Oct 27	UCONN	L	2-4	49/25	3-3-1	0-1-0	2:23	2936	Cal Petersen
* Oct 28	UCONN	W	6-2	39/32	4-3-1	1-1-0	2:00	4065	Cal Petersen
* Nov 12	at Northeastern	W	5-2	28/25	5-3-1	2-1-0	2:20	3511	Cal Petersen
* Nov 13	at Northeastern	T	0-0	22/16	5-3-2	2-1-1	1:28	1444	Cal Petersen
* Nov 17	#5 UMASS LOWELL	L	1-4	23/35	5-4-2	2-2-1	2:00	3151	Cal Petersen
* Nov 18	#5 UMASS LOWELL	W	4-1	34/22	6-4-2	3-2-1	2:10	4653	Cal Petersen
Nov 25	HOLY CROSS	W	5-3	30/20	7-4-2	3-2-1	1:58	4581	Cal Petersen
Nov 26	CLARKSON	L	0-2	35/27	7-5-2	3-2-1	2:07	3865	Cal Petersen
* Dec 2	at Massachusetts	L	4-5	25/24	7-6-2	3-3-1	2:29	2481	Cal Petersen
* Dec 3	at Massachusetts	W	3-0	36/22	8-6-2	4-3-1	2:20	3039	Cal Petersen
* Dec 10	#3 BOSTON COLLEGE	W	3-2	32/17	9-6-2	5-3-1	2:15	5022	Cal Petersen
Dec 31	ALASKA	W	5-0	38/34	10-6-2	5-3-1	2:11	4149	Cal Petersen
Jan 01	ALASKA	W	4-0	36/21	11-6-2	5-3-1	2:05	4023	Cal Petersen
Jan 06	MICHIGAN TECH	W	3-1	26/28	12-6-2	5-3-1	2:17	4328	Cal Petersen
Jan 07	MICHIGAN TECH	L	2-4	25/34	12-7-2	5-3-1	2:25	4741	Cal Petersen
* Jan 13	at Merrimack	W	2-1	36/22	13-7-2	6-3-1	2:07	2251	Cal Petersen
* Jan 14	at Merrimack	L	2-4	37/28	13-8-2	6-4-1	2:13	2271	Cal Petersen
* Jan 20	NEW HAMPSHIRE	Tot	2-2	49/28	13-8-3	6-4-2	2:11	4504	Cal Petersen
* Jan 21	NEW HAMPSHIRE	W	3-0	43/31	14-8-3	7-4-2	2:07	4652	Cal Petersen
* Jan 28	at #13 Boston College	L	4-6	33/44	14-9-3	7-5-2	2:15	7884	Cal Petersen
* Feb 03	#12 VERMONT	Tot	4-4	34/47	14-9-4	7-5-3	2:33	4520	Cal Petersen
* Feb 04	#12 VERMONT	W	4-1	28/32	15-9-4	8-5-3	2:21	4744	Cal Petersen

Team Record	W-L-T	Attendance	Dates	Total	Avg.
Overall:	15-9-4	Total:	28	112194	4007
Conference:	8-5-3	Home:	19	77773	4093
Home:	11-5-3	Away:	9	34421	3825
Away:	4-4-1	Neutral:	0	0	0
Neutral:	0-0-0				
Overtime:	0-1-3				

Date	Opponent	Score	Goals	Shots		Penalties		Power Plays	
				Assists	Shots	Pen-Min	Pen-Min	G-Ch	G-Ch
Oct 07	ARIZONA STATE	9-2	9 / 2	17 / 4	51 / 19	17-66	/ 31-116	6-19	/ 0-9
Oct 08	ARIZONA STATE	4-2	4 / 2	8 / 4	37 / 25	5-10	/ 12-32	1-9	/ 1-4
Oct 14	at Minnesota Duluth	3-4	3 / 4	5 / 7	23 / 32	6-12	/ 6-12	2-6	/ 1-6
Oct 15	at Minnesota Duluth	3-1	3 / 1	6 / 1	38 / 28	4-8	/ 3-6	1-3	/ 0-4
Oct 21	PENN STATE	3-3	3 / 3	4 / 6	33 / 32	9-18	/ 11-22	0-10	/ 1-8
Oct 22	PENN STATE	2-3	2 / 3	4 / 5	28 / 33	5-10	/ 6-12	2-6	/ 0-5
Oct 27	UCONN	2-4	2 / 4	4 / 7	49 / 25	1-2	/ 6-12	0-6	/ 1-1
Oct 28	UCONN	6-2	6 / 2	11 / 4	39 / 32	2-4	/ 1-2	1-1	/ 1-2
Nov 12	at Northeastern	5-2	5 / 2	10 / 4	28 / 25	4-8	/ 2-4	1-2	/ 2-4
Nov 13	at Northeastern	0-0	0 / 0	0 / 0	22 / 16	4-8	/ 6-12	0-4	/ 0-3
Nov 17	UMASS LOWELL	1-4	1 / 4	2 / 7	23 / 35	6-12	/ 5-10	0-4	/ 0-5
Nov 18	UMASS LOWELL	4-1	4 / 1	8 / 2	34 / 22	7-25	/ 4-8	0-4	/ 0-6
Nov 25	HOLY CROSS	5-3	5 / 3	8 / 4	30 / 20	2-4	/ 4-8	1-4	/ 1-2
Nov 26	CLARKSON	0-2	0 / 2	0 / 2	35 / 27	6-23	/ 8-16	0-7	/ 0-4
Dec 2	at Massachusetts	4-5	4 / 5	7 / 9	25 / 24	4-8	/ 2-4	1-2	/ 3-4
Dec 3	at Massachusetts	3-0	3 / 0	6 / 0	36 / 22	7-14	/ 4-8	0-2	/ 0-5
Dec 10	BOSTON COLLEGE	3-2	3 / 2	4 / 4	32 / 17	4-8	/ 6-12	1-6	/ 2-4
Dec 31	ALASKA	5-0	5 / 0	9 / 0	38 / 34	6-12	/ 6-12	2-5	/ 0-4
Jan 01	ALASKA	4-0	4 / 0	7 / 0	36 / 21	5-10	/ 5-21	2-5	/ 0-5
Jan 06	MICHIGAN TECH	3-1	3 / 1	4 / 2	26 / 28	5-10	/ 6-12	0-6	/ 1-5
Jan 07	MICHIGAN TECH	2-4	2 / 4	4 / 6	25 / 34	5-10	/ 4-8	1-3	/ 0-4
Jan 13	at Merrimack	2-1	2 / 1	3 / 2	36 / 22	6-12	/ 4-8	0-4	/ 1-6
Jan 14	at Merrimack	2-4	2 / 4	4 / 6	37 / 28	2-4	/ 3-6	1-3	/ 1-2
Jan 20	NEW HAMPSHIRE	2-2	2 / 2	3 / 3	49 / 28	4-8	/ 4-8	0-3	/ 1-3
Jan 21	NEW HAMPSHIRE	3-0	3 / 0	6 / 0	43 / 31	4-8	/ 5-10	0-3	/ 0-3
Jan 28	at Boston College	4-6	4 / 6	8 / 11	33 / 44	4-8	/ 5-10	0-3	/ 0-3
Feb 03	VERMONT	4-4	4 / 4	8 / 4	34 / 47	6-12	/ 6-12	1-5	/ 1-5
Feb 04	VERMONT	4-1	4 / 1	5 / 1	28 / 32	5-10	/ 6-12	0-4	/ 0-3
Totals		92-63	92 / 63	165 / 105	948 / 783	145-344	/ 171-415	24-139	/ 18-119

Note: Game totals are displayed in the format TEAM/OPPONENT for each category

Date	Opponent	Score	Att.	Record:	Overall	Home	Away	Neutral
* Oct 27	UCONN	L 2-4	2936	ALL GAMES	8-5-3	5-2-2	3-3-1	0-0-0
* Oct 28	UCONN	W 6-2	4065	CONFERENCE	8-5-3	5-2-2	3-3-1	0-0-0
* Nov 12	at Northeastern	W 5-2	3511	NON-CONFERENCE	0-0-0	0-0-0	0-0-0	0-0-0
* Nov 13	at Northeastern	T 0-0	1444					
* Nov 17	#5 UMASS LOWELL	L 1-4	3151					
* Nov 18	#5 UMASS LOWELL	W 4-1	4653					
* Dec 2	at Massachusetts	L 4-5	2481					
* Dec 3	at Massachusetts	W 3-0	3039					
* Dec 10	#3 BOSTON COLLEGE	W 3-2	5022					
* Jan 13	at Merrimack	W 2-1	2251					
* Jan 14	at Merrimack	L 2-4	2271					
* Jan 20	NEW HAMPSHIRE	Tot 2-2	4504					
* Jan 21	NEW HAMPSHIRE	W 3-0	4652					
* Jan 28	at #13 Boston College	L 4-6	7884					
* Feb 03	#12 VERMONT	Tot 4-4	4520					
* Feb 04	#12 VERMONT	W 4-1	4744					

#	Player	gp	g	a	pts	sh	sh%	pen-min	pp	sh
10	Anders Bjork	15	9	10	19	56	.161	4-8	1	1
15	Andrew Oglevie	16	10	8	18	52	.192	3-6	0	1
18	Jake Evans	16	6	12	18	53	.113	6-12	0	0
4	Dennis Gilbert	16	0	11	11	20	.000	6-12	0	0
22	Andrew Peeke	16	4	5	9	30	.133	4-8	0	0
3	Jordan Gross	16	3	6	9	60	.050	0-0	2	0
27	Bobby Nardella	10	2	6	8	27	.074	2-4	1	0
26	Cam Morrison	16	3	4	7	31	.097	1-2	1	0
16	Connor Hurley	11	2	5	7	8	.250	5-10	0	0
11	Cal Burke	16	1	5	6	33	.030	1-2	0	0
25	Dylan Malmquist	16	1	4	5	31	.032	5-10	0	0
21	Joe Wegwerth	15	2	2	4	25	.080	2-4	1	0
6	Tory Dello	15	1	3	4	24	.042	9-29	0	0
28	Jack Jenkins	16	1	3	4	43	.023	0-0	0	0
9	Dawson Cook	16	1	2	3	21	.048	3-6	0	0
19	Mike O'Leary	14	1	1	2	5	.200	7-14	0	0
29	Bo Brauer	8	1	0	1	3	.333	0-0	0	0
12	Felix Holmberg	8	1	0	1	6	.167	1-2	0	0
2	Tony Bretzman	8	0	1	1	5	.000	1-2	0	0
40	Cal Petersen	16	0	1	1	0	.000	1-2	0	0
8	Ben Ostlie	8	0	0	0	1	.000	1-2	0	0
24	Luke Ripley	16	0	0	0	14	.000	8-16	0	0
Total		16	49	89	138	548	.089	70-151	6	2
Opponents		16	38	64	102	450	.084	69-138	13	1

TEAM STATISTICS	ND	OPP
SHOT STATISTICS		
Goals-Shot attempts	49-548	38-450
Shot pct.	.089	.084
Goals/Game	3.1	2.4
Shots/Game	34.2	28.1
POWER PLAYS		
Goals-Power Plays	6-56	13-59
Conversion Percent	.107	.220
Shot Attempts	102	80
Shot Percent	.059	.162
GOAL BREAKDOWN		
Power Play	6	13
Short-handed	2	1
Empty net	2	4
Penalty	0	0
Unassisted	2	3
Overtime	0	0
PENALTIES		
Number	70	69
Minutes	151	138
Penalties/Game	4.4	4.3
Pen minutes/Game	9.4	8.6

#	Goalie	gp	min	ga	gaavg	saves	save%	w-l-t
40	Cal Petersen	16	945:15	34	2.16	412	.924	8-5-3
TM	EMPTY NET	9	4:45	4	-	0	.000	0-0-0
Total		16	950:00	38	2.40	412	.916	8-5-3
Opponents		16	950:00	49	3.09	499	.911	5-8-3

Attendance Summary	ND	Opponent
Total	38247	22881
Dates/Avg Per Date	9/4250	7/3269
Neutral Site #/Avg	0/0	

Goals by Period	1st	2nd	3rd	Total
Notre Dame	9	17	23	49
Opponents	12	12	14	38

Saves by Period	1st	2nd	3rd	Total
Notre Dame	146	133	127	412
Opponents	158	190	147	499

Opponent	Date	Score	2 BRETZMAN,T	3 GROSS,JORD	4 GILBERT,DEN	6 DELLO,TORY	8 OSTLIE,BEN	9 COOK,DAWS	10 BJORK,ANDE	11 BURKE,CAL	12 HOLMBERG,F	15 OGLEVIE,AN	16 HURLEY,CON
ASU	Oct 07	9-2 W	DNP	1-2-3	0-1-1	0-2-2	DNP	DNP	2-1-3	0-1-1	0-0-0	1-2-3	0-2-2
ASU	Oct 08	4-2 W	0-0-0	0-1-1	0-0-0	0-0-0	0-0-0	0-0-0	2-2-4	0-0-0	DNP	0-0-0	1-2-3
at UMD	Oct 14	3-4 L	DNP	0-0-0	0-0-0	0-0-0	0-0-0	0-0-0	1-0-1	0-0-0	0-0-0	1-1-2	0-1-1
at UMD	Oct 15	3-1 W	0-0-0	1-0-1	0-0-0	0-0-0	0-0-0	0-0-0	0-2-2	0-0-0	DNP	1-0-1	0-1-1
PSU	Oct 21	3-3 t	DNP	1-1-2	0-0-0	0-0-0	0-0-0	0-1-1	0-1-1	0-0-0	0-0-0	1-0-1	0-0-0
PSU	Oct 22	2-3 L	0-0-0	0-1-1	0-0-0	0-0-0	0-0-0	0-0-0	0-0-0	0-0-0	DNP	0-2-2	0-0-0
UCONN	Oct 27	2-4 L	DNP	0-0-0	0-0-0	1-0-1	0-0-0	0-0-0	0-1-1	0-0-0	DNP	0-1-1	0-1-1
UCONN	Oct 28	6-2 W	DNP	0-0-0	0-2-2	0-1-1	DNP	0-1-1	2-2-4	0-0-0	0-0-0	0-1-1	1-1-2
at NU	Nov 12	5-2 W	DNP	1-0-1	0-2-2	0-0-0	DNP	0-0-0	0-2-2	0-0-0	0-0-0	1-2-3	0-0-0
at NU	Nov 13	0-0 t	DNP	0-0-0	0-0-0	0-0-0	0-0-0	0-0-0	0-0-0	0-0-0	0-0-0	0-0-0	0-0-0
UML	Nov 17	1-4 L	DNP	0-1-1	0-0-0	0-0-0	0-0-0	0-0-0	0-0-0	0-0-0	DNP	0-0-0	1-0-1
UML	Nov 18	4-1 W	DNP	0-0-0	0-0-0	0-0-0	0-0-0	1-0-1	1-1-2	0-2-2	DNP	0-0-0	0-1-1
HC	Nov 25	5-3 W	DNP	0-1-1	0-0-0	0-2-2	0-0-0	0-0-0	1-2-3	0-0-0	0-0-0	1-0-1	1-1-2
CLARKSON	Nov 26	0-2 L	DNP	0-0-0	0-0-0	0-0-0	DNP	0-0-0	0-0-0	0-0-0	DNP	0-0-0	0-0-0
at UMASS	Dec 2	4-5 L	DNP	0-1-1	0-0-0	0-0-0	DNP	0-0-0	2-0-2	0-0-0	DNP	0-1-1	0-1-1
at UMASS	Dec 3	3-0 W	0-1-1	0-0-0	0-1-1	DNP	0-0-0	0-0-0	0-1-1	0-1-1	DNP	1-0-1	0-0-0
BC	Dec 10	3-2 W	0-0-0	0-0-0	0-0-0	0-0-0	DNP	0-0-0	2-0-2	0-0-0	DNP	1-0-1	0-1-1
UAF	Dec 31	5-0 W	DNP	0-3-3	0-1-1	0-0-0	0-0-0	0-0-0	0-2-2	1-0-1	DNP	1-0-1	DNP
UAF	Jan 01	4-0 W	DNP	1-1-2	0-0-0	0-0-0	0-0-0	0-0-0	1-1-2	0-0-0	DNP	0-1-1	DNP
MTU	Jan 06	3-1 W	DNP	0-1-1	0-0-0	0-0-0	0-0-0	0-0-0	0-1-1	0-0-0	DNP	0-0-0	0-0-0
MTU	Jan 07	2-4 L	DNP	0-0-0	0-0-0	0-0-0	0-0-0	0-0-0	0-0-0	0-0-0	DNP	0-1-1	0-0-0
at MER	Jan 13	2-1 W	DNP	0-0-0	0-1-1	0-0-0	DNP	0-0-0	1-0-1	0-0-0	DNP	1-0-1	0-0-0
at MER	Jan 14	2-4 L	0-0-0	1-0-1	0-1-1	0-0-0	0-0-0	0-0-0	0-1-1	0-0-0	DNP	1-1-2	0-0-0
UNH	Jan 20	2-2 t	0-0-0	0-0-0	0-0-0	0-0-0	DNP	0-0-0	0-0-0	0-1-1	0-0-0	1-0-1	DNP
UNH	Jan 21	3-0 W	0-0-0	0-1-1	0-0-0	0-0-0	DNP	0-0-0	0-1-1	0-0-0	0-0-0	0-2-2	DNP
at BC	Jan 28	4-6 L	0-0-0	0-2-2	0-2-2	0-1-1	DNP	0-0-0	1-1-2	0-0-0	1-0-1	2-0-2	DNP
UVM	Feb 03	4-4 t	0-0-0	0-1-1	0-0-0	0-1-1	0-0-0	0-0-0	DNP	0-1-1	0-0-0	1-0-1	DNP
UVM	Feb 04	4-1 W	0-0-0	1-0-1	0-2-2	0-0-0	0-0-0	0-1-1	0-0-0	1-0-1	0-0-0	1-0-1	DNP

Opponent	Date	Score	18 EVANS,JAKE	19 O'LEARY,MIK	21 WEGWERTH,	22 PEEKE,ANDR	24 RIPLEY,LUKE	25 MALMQUIST,	26 MORRISON,C	27 NARDELLA,B	28 JENKINS,JAC	29 BRAUER,BO	32 MORRIS,CAL
ASU	Oct 07	9-2 W	0-1-1	0-0-0	0-1-1	0-0-0	0-0-0	1-1-2	0-2-2	2-1-3	0-0-0	2-0-2	0-0-0
ASU	Oct 08	4-2 W	0-0-0	0-0-0	DNP	0-0-0	0-0-0	1-2-3	0-0-0	0-1-1	0-0-0	DNP	DNP
at UMD	Oct 14	3-4 L	0-2-2	0-0-0	0-0-0	0-0-0	0-0-0	0-0-0	1-1-2	0-0-0	DNP	DNP	DNP
at UMD	Oct 15	3-1 W	0-0-0	0-0-0	0-0-0	0-0-0	DNP	1-2-3	0-0-0	0-1-1	DNP	0-0-0	DNP
PSU	Oct 21	3-3 t	1-1-2	0-0-0	0-0-0	0-0-0	0-0-0	0-0-0	0-0-0	0-0-0	DNP	DNP	DNP
PSU	Oct 22	2-3 L	0-1-1	0-0-0	2-0-2	0-0-0	DNP	0-0-0	0-0-0	0-0-0	DNP	0-0-0	DNP
UCONN	Oct 27	2-4 L	1-0-1	0-0-0	0-0-0	0-0-0	0-0-0	0-1-1	0-0-0	0-0-0	0-0-0	DNP	DNP
UCONN	Oct 28	6-2 W	0-1-1	0-0-0	1-0-1	0-1-1	0-0-0	0-1-1	1-0-1	0-0-0	1-0-1	DNP	DNP
at NU	Nov 12	5-2 W	1-2-3	0-0-0	0-0-0	1-0-1	0-0-0	0-0-0	1-1-2	0-1-1	0-0-0	DNP	DNP
at NU	Nov 13	0-0 t	0-0-0	DNP	0-0-0	0-0-0	0-0-0	0-0-0	0-0-0	0-0-0	0-0-0	DNP	DNP
UML	Nov 17	1-4 L	0-0-0	0-0-0	0-0-0	0-0-0	0-0-0	0-1-1	0-0-0	0-0-0	0-0-0	DNP	DNP
UML	Nov 18	4-1 W	0-0-0	DNP	0-0-0	1-1-2	0-0-0	0-0-0	0-0-0	1-2-3	0-1-1	0-0-0	DNP
HC	Nov 25	5-3 W	0-1-1	DNP	1-0-1	0-0-0	0-0-0	0-1-1	1-0-1	0-0-0	0-0-0	DNP	DNP
CLARKSON	Nov 26	0-2 L	0-0-0	0-0-0	0-0-0	0-0-0	0-0-0	0-0-0	0-0-0	0-0-0	0-0-0	0-0-0	DNP
at UMASS	Dec 2	4-5 L	0-1-1	0-0-0	0-0-0	1-1-2	0-0-0	0-0-0	0-0-0	1-2-3	0-0-0	0-0-0	DNP
at UMASS	Dec 3	3-0 W	2-0-2	0-0-0	0-1-1	0-0-0	0-0-0	0-0-0	0-1-1	0-0-0	0-0-0	DNP	DNP
BC	Dec 10	3-2 W	0-1-1	0-0-0	0-1-1	0-0-0	0-0-0	0-0-0	0-1-1	0-0-0	0-0-0	DNP	DNP
UAF	Dec 31	5-0 W	0-1-1	0-0-0	0-0-0	0-0-0	0-0-0	2-0-2	1-1-2	0-1-1	0-0-0	0-0-0	DNP
UAF	Jan 01	4-0 W	1-0-1	0-0-0	0-1-1	0-1-1	0-0-0	0-2-2	0-0-0	0-0-0	1-0-1	0-0-0	DNP
MTU	Jan 06	3-1 W	1-0-1	0-0-0	1-0-1	0-1-1	0-0-0	0-1-1	0-0-0	0-0-0	1-0-1	DNP	DNP
MTU	Jan 07	2-4 L	0-1-1	0-0-0	0-0-0	0-2-2	0-0-0	0-0-0	1-0-1	1-0-1	0-0-0	DNP	DNP
at MER	Jan 13	2-1 W	0-0-0	0-0-0	0-0-0	0-0-0	0-0-0	0-0-0	0-0-0	0-1-1	0-1-1	0-0-0	DNP
at MER	Jan 14	2-4 L	0-1-1	0-0-0	0-0-0	0-0-0	0-0-0	0-0-0	0-0-0	DNP	0-0-0	DNP	DNP
UNH	Jan 20	2-2 t	0-1-1	0-0-0	1-0-1	0-0-0	0-0-0	0-0-0	0-0-0	DNP	0-1-1	0-0-0	DNP
UNH	Jan 21	3-0 W	1-1-2	0-0-0	0-0-0	1-0-1	0-0-0	1-0-1	0-1-1	DNP	0-0-0	0-0-0	DNP
at BC	Jan 28	4-6 L	0-2-2	0-0-0	0-0-0	0-0-0	0-0-0	0-0-0	0-0-0	DNP	0-0-0	0-0-0	DNP
UVM	Feb 03	4-4 t	1-1-2	0-1-1	0-0-0	0-2-2	0-0-0	0-1-1	1-0-1	DNP	0-0-0	1-0-1	DNP
UVM	Feb 04	4-1 W	0-1-1	1-0-1	DNP	0-0-0	0-0-0	0-0-0	0-0-0	DNP	0-0-0	0-0-0	DNP

Hockey Game Box Score (Final)
Arizona State vs #8 Notre Dame (Oct 07, 2016 at Notre Dame, Ind.)

Arizona State (0-1-0) vs. Notre Dame (1-0-0, 0-0-0 HEA)
Date: Oct 07, 2016 • Location: Notre Dame, Ind. • Arena: Compton Ice Arena
Attendance: 3356 • Start time: 7:35 PM • End time: 10:10 PM • Total time: 2:45

Prd	Time	Team	Scored by	Assists	Vis. on ice	Home on ice	Goals by Period	Shots by Period	Power Play Goals-Att (SH)	Penalties-Minutes by Prd	
Team	1	2	3	Tot	ASU	ND	1	2	3	ASU	ND
1	1st	00:33	ND	EV Anders Bjork/1	Conhor Hurley/1	12,24,27,29,32	10,16,25,4,3	ASU 1 0 1 2	ND 3 3 3 9	ASU 1 0 1 2	ND 3 3 3 9
2	1st	06:43	ND	PP Jordan Gross/1	Dylan Malmquist/1	12,24,27,29,32	3,18,25,15,2,6	ND 3 3 3 9			
3	1st	07:17	ND	PP Anders Bjork/2	Connor Hurley/2	12,14,24,28	10,16,6,12,27				
4	1st	12:54	ASU	EV Tyler Busch/1	Tory Dello/1	10,12,44,32,29	11,22,28,24,12				
5	2nd	08:36	ND	PP Bobby Nardella/1	Anders Bjork/1	4,18,47	27,10,6,16,28				
6	2nd	13:26	ND	PP Andrew Ogilvie/1	Tory Dello/2	4,18,24,28	15,3,26,18,25				
7	2nd	15:35	ND	PP Dylan Malmquist/1	Cam Morrison/1	27,29,32,44	25,26,15,3,18				
8	3rd	12:07	ND	PP Bobby Nardella	Andrew Ogilvie/2	8,16,29,44	27,11,22,12				
9	3rd	14:10	ND	PP Bo Brauer/1	Cam Burke	27,29,32,39	29,3,4,19,21				
10	3rd	17:55	ASU	EV Nicholas Gushue/1	Jake Evans/1	47,44,15,14,10	4,6,10,18,26				
11	3rd	19:00	ND	EV Bo Brauer/2	Joe Wegwerth/1	28,18,21,44,47	21,27,29,6,19				
TEAM SUMMARY											
#	Arizona State	1	2	3	Tot	ASU	ND	ASU	ND	ASU	ND
1	Edward McGovern	0	0	0	0	3	Jordan Gross	4	1	6	+1
8	Joe Lappin	0	1	0	1	4	Dennis Gilbert	1	0	1	0
10	Tyler Busch	1	0	3	4	6	Tory Dello	4	2	1	7
11	Jack Rowe	0	0	0	0	11	Anders Bjork	5	0	1	6
12	Dylan Hoffman	0	0	0	0	11	Cal Burke	2	0	2	0
14	Jake Montgomery	0	0	0	0	12	Felix Holmberg	0	0	0	0
15	Wade Murphy	0	0	1	1	15	Andrew Ogilvie	2	1	0	3
16	Ryan Belonger	0	1	0	1	16	Connor Hurley	1	0	1	+1
18	Anthony Croston	0	0	0	0	18	Jake Evans	0	1	1	2
21	David Norris	0	1	1	2	19	Mike O'Leary	0	1	1	+1
24	Liam McGing	0	0	0	0	21	Joe Wegwerth	0	1	1	+1
27	Brett Gruber	0	0	0	0	22	Andrew Peeke	0	0	4	4
28	Steen Pasichuk	1	1	2	4	24	Luke Ripley	0	0	0	-1
29	Jakob Stridsberg	0	0	1	1	25	Dylan Malmquist	3	1	1	2
32	Louie Rowe	1	0	1	2	26	Cam Morrison	3	3	0	6
39	Brisson Pasichuk	0	0	1	1	27	Bobby Nardella	1	1	2	4
44	Joey Raats	0	1	0	1	28	Jack Jenkins	1	1	2	-1
47	Nicholas Gushue	1	0	1	2	29	Bo Brauer	0	0	2	+1
38	Robert Levin	dnp				TM TEAM	0	0	0	0	0
Totals		5	6	8	19	2	25	12	14	51	+4

GOALTENDERS

#	Arizona State	Dec	Min	GA	1	2	3	Saves	#	Notre Dame	Dec	Min	GA	1	2	3	Saves
35	Joey Daccord	L	59:45	9	22	9	11	42	40	Cal Petersen	W	39:41	1	4	6	0	10
	EMPTY NET		0:15	0	0	0	0	0		EMPTY NET		0:36	0	0	0	0	0
									32	Cale Morris		19:43	1	0	0	7	7

PENALTY SUMMARY

Prd	Player	Team	Min/Offense	Time	Prd	Player	Team	Min/Offense	Time
1st	Anthony Croston	ASU	2.Slashing	05:19	3rd	Louie Rowe	ASU	2.Interference	10:56
1st	Edward McGovern	ASU	2.Cross-Checking	05:46	3rd	Liam McGing	ASU	2.Hooking	12:50
1st	Ryan Belonger	ASU	2.Tripping	10:08	3rd	Ryan Belonger	ASU	2.Boarding	14:50
1st	Tory Dello	ND	2.Interference	17:24	3rd	Wade Murphy	ASU	2.Tripping	15:40
2nd	Brett Gruber	ASU	2.Hooking	00:35	3rd	Edward McGovern	ASU	5.Contact To The Head	19:22
2nd	Louie Rowe	ASU	2.Hooking	00:35	3rd	Edward McGovern	ASU	5.FaceMasking	19:22
2nd	Cam Morrison	ND	2.Interference	00:37	3rd	Edward McGovern	ASU	10.Game Misconduct	19:22
2nd	Joey Raats	ASU	2.Interference	00:38	3rd	Edward McGovern	ASU	10.Qualification	19:22
2nd	Jake Montgomery	ASU	2.Holding	05:23	3rd	Bo Brauer	ND	2.Roughing	19:22
2nd	Liam McGing	ASU	2.Tripping	07:16	3rd	Bo Brauer	ND	10.10-Minute Misconduct	19:22
2nd	Brisson Pasichuk	ASU	2.Hooking	08:28	3rd	Bobby Nardella	ND	2.Holding	19:22
2nd	Tyler Busch	ASU	2.Hooking	08:36	3rd	Bobby Nardella	ND	10.10-Minute Misconduct	19:22
2nd	Brisson Pasichuk	ASU	2.Hooking	12:52	3rd	Mike O'Leary	ND	2.Roughing	19:22
2nd	Anthony Croston	ASU	2.Hooking	15:10	3rd	Mike O'Leary	ND	10.10-Minute Misconduct	19:22
2nd	Dennis Gilbert	ND	2.Interference	16:14	3rd	Tory Dello	ND	2.Roughing	19:22
2nd	TEAM	ND	2.Too Many Players On Ice	19:40	3rd	Tory Dello	ND	10.10-Minute Misconduct	19:22
2nd	Nicholas Gushue	ASU	2.Slashing	19:59	3rd	Steen Pasichuk	ASU	2.Roughing	19:22

Hockey Game Box Score (Final)
#5 Notre Dame vs #4 Minnesota Duluth (Oct 14, 2016 at Duluth, Minn.)

Notre Dame (2-1-0)(0-0-0 HEA) vs. Minnesota Duluth (3-0-2)(0-0-0 NCHC)
Date: Oct 14, 2016 • Location: Duluth, Minn. • Arena: AMSOL Arena
Attendance: 5526 • Start time: 7:07 pm • End time: 9:27 • Total time: 2:20

Prd	Time	Team	Scored by	Assists	Vis. on ice	Home on ice	Goals by Period	Shots by Period	Power Play Goals-Att (SH)	Penalties-Minutes by Prd	
Team	1	2	3	Tot	ND	UMD	1	2	3	ND	UMD
1	1st	07:12	ND	PP Andrew Ogilvie/2	Cam Morrison/3	22,26,27,18,15	20,8,10,4	ND 3 0 0 3	UMD 3 1 0 4	ND 1 2 2 4	UMD 1 1 1 3
2	1st	09:03	UMD	PP Willie Raskob/2	Joey Anderson/4	24,11,15,6	19,15,13,4,20	UMD 3 1 0 4			
3	1st	13:12	UMD	EV Adam Johnson/2	Kyle Osterberg/2	16,24,25,10,6	7,8,13,21,15				
4	1st	15:35	ND	PP Cam Morrison/1	Andrew Ogilvie/3	26,15,27,22,18	4,7,13,10				
5	1st	18:04	UMD	EV Alex Iafallo/2	Dominic Tominato/2	15,18,3,4,26	14,4,19,20,10				
6	1st	18:21	ND	EV Anders Bjork/5	Connor Hurley/5	10,16,25,6,24	21,15,13,7,8				
7	2nd	06:09	UMD	EV Adam Johnson/3	Dan Molenaar/3	26,11,22,19,27	7,13,3,8,21				
TEAM SUMMARY											
#	Notre Dame	1	2	3	Tot	#	Minnesota Duluth	1	2	3	Tot
3	Jordan Gross	0	0	0	0	3	Dan Molenaar	0	0	0	0
4	Dennis Gilbert	0	0	0	0	4	Neal Pionk	1	1	0	2
6	Tory Dello	1	1	1	3	7	Adam Johnson	3	1	0	2
8	Ben Ostlie	1	0	1	2	8	Kyle Osterberg	0	0	0	0
9	Dawson Cook	1	0	1	2	10	Brenden Kolyk	0	1	0	1
10	Anders Bjork	1	0	1	2	13	Joey Anderson	1	1	0	2
11	Cal Burke	0	0	0	0	14	Alex Iafallo	3	1	1	5
12	Felix Holmberg	0	0	0	0	15	Willie Raskob	0	0	0	0
15	Andrew Ogilvie	2	1	2	4	16	Billy Exell	0	0	0	0
16	Connor Hurley	1	0	2	3	17	Blake Young	0	0	0	0
18	Jake Evans	1	1	1	3	18	Nick McCormack	1	0	1	0
21	Mike O'Leary	0	0	0	0	19	Dominic Tominato	1	1	3	+1
22	Andrew Peeke	0	0	0	0	20	Karson Kuhlman	0	0	0	0
24	Luke Ripley	0	0	0	0	21	Carson Soucy	1	1	2	-1
25	Dylan Malmquist	0	1	1	2	22	Jared Thomas	0	0	1	0
26	Cam Morrison	2	0	1	3	26	Jade Miller	0	0	0	0
27	Bobby Nardella	0	0	1	1	27	Riley Tuft	0	0	1	0
32	Cale Morris	dnp				30	Sammy Spurrell	0	1	0	0
Totals		11	4	8	23	35	Hunter Shepard	dnp			
						32	Nick Deery	dnp			
						Totals		14	12	6	32

GOALTENDERS

#	Notre Dame	Dec	Min	GA	1	2	3	Saves	#	Minnesota Duluth	Dec	Min	GA	1	2	3	Saves
40	Cal Petersen	L	58:26	4	11	1	6	28	37	Nick Deery	W	59:53	3	8	4	8	20
	EMPTY NET		1:34	0	0	0	0	0		EMPTY NET		0:07	0	0	0	0	0

PENALTY SUMMARY

Prd	Player	Team	Min/Offense	Time	Prd	Player	Team	Min/Offense	Time
1st	Dominic Tominato	UMD	2.Hooking	07:04	3rd	Connor Hurley	ND	2.High Sticking	01:55
1st	Connor Hurley	ND	2.Slashing	07:26	3rd	Anders Bjork	ND	2.Tripping	06:27
1st	Riley Tuft	ND	2.Slashing	07:42	3rd	Blake Young	UMD	2.Hooking	07:42
1st	Willie Raskob	UMD	2.Hooking	18:21	3rd	Tory Dello	ND	2.Slashing	08:20
2nd	Dylan Malmquist	ND	2.Interference	16:14	3rd	Tory Dello	ND	2.Holding	13:55
2nd	Kyle Osterberg	UMD	2.Hooking	00:38	3rd	Brenden Kolyk	UMD	2.Interference	17:10

Win-Nick Deery (1-0-2). Loss-Cal Petersen (2-1-0).

Hockey Game Box Score (Final)
Arizona State vs #8 Notre Dame (Oct 08, 2016 at Notre Dame, Ind.)

Arizona State (0-2-0) vs. Notre Dame (2-0-0, 0-0-0 HEA)
Date: Oct 08, 2016 • Location: Notre Dame, Ind. • Arena: Compton Ice Arena
Attendance: 3554 • Start time: 7:05 PM • End time: 9:23 PM • Total time: 2:18

Prd	Time	Team	Scored by	Assists	Vis. on ice	Home on ice	Goals by Period	Shots by Period	Power Play Goals-Att (SH)	Penalties-Minutes by Prd	
Team	1	2	3	Tot	ASU	ND	1	2	3	ASU	ND
1	1st	01:02	ASU	EV Connor Hurley/1	Anders Bjork/2	21,15,44,10,24	16,10,25,5,27	ASU 1 1 0 2	ND 1 1 0 2	ASU 1 1 0 2	ND 1 1 0 2
2	1st	02:20	ASU	EV Jakob Stridsberg/1	Dylan Malmquist/2	29,27,39,12,32	25,16,10,6,27	ND 1 1 2 4			
3	2nd	00:48	ND	PP Anders Bjork/3	Bobby Nardella/3	24,12,47	10,27,3,18,26				
4	2nd	07:13	ASU	PP Tyler Busch/2	Jordan Gross/3	10,21,15,39,47	2,22,11,28				
5	3rd	01:42	ND	EV Anders Bjork/4	Wade Murphy/2	32,29,12,27,44	10,25,27,16,22				
6	3rd	19:00	ND	EN Dylan Malmquist/2	Anders Bjork/3	12,32,27,39,29,15	25,10,16,22,27				
TEAM SUMMARY											
#	Arizona State	1	2	3	Tot	#	Notre Dame	1	2	3	Tot

Hockey Game Box Score (Final)
Penn State vs #3 Notre Dame (Oct 21, 2016 at Notre Dame, Ind.)

Penn State (2-1-1, 0-0-0 BIG) vs. Notre Dame (3-1-1, 0-0-0 HEA)
Date: Oct 21, 2016 • Location: Notre Dame, Ind. • Arena: Compton Family Arena
Attendance: 3411 • Start time: 7:35 PM • End time: 10:02 PM • Total time: 2:27

Prd	Time	Team	Scored by	Assists	Vis. on ice	Home on ice	Goals by Period
1	1st 02:16	PSU	PP Pavlychev, Nikita/2	Berger, Chase/5 Hamilton, Trevor/4	13,8,11,9,5	4,6,10,24	Team 1 2 3 OT Tot PSU 1 2 0 0 3 ND 1 1 1 0 3
2	1st 15:14	ND	SH Jake Evans/1	Dawson Cook/1	5,8,9,11,13	18,9,22,24	ND 0 1 1 0 2
3	2nd 10:35	PSU	EV Richard, Dylan/2	Smirnov, Denis/3 Kerr, Kevin/3	12,25,5,6,9	3,10,16,22,25	Team 1 2 3 OT Tot PSU 10 8 11 3 32 ND 9 12 9 3 33
4	2nd 18:08	PSU	EV Richard, Dylan/3	Pedrie, Vince/2 Smirnov, Denis/4	12,24,25,20,16	3,4,10,15,8	
5	2nd 18:47	ND	EV Andrew Oglieve/4	Jordan Gross/4	6,10,14,26,4	15,3,18,26,27	
6	3rd 12:28	ND	EV Jordan Gross/3	Jake Evans/4 Anders Bjork/6	5,10,11,14,26	3,18,10,26,27	

TEAM SUMMARY

#	Penn State	1	2	3	OT	Tot	+/	#	Notre Dame	1	2	3	OT	Tot	+/
4	Myllari, Kris	0	0	0	0	-1		3	Jordan Gross	2	1	3	0	6	0
5	Kerr, Kevin	1	0	0	0	1	-1	4	Dennis Gilbert	0	1	1	0	2	-1
6	Gobetz, James	0	0	0	0	0	0	5	Tory Dello	1	0	1	3	0	0
7	Robinson, James	1	0	0	1	0	0	8	Ben Ostlie	1	0	0	0	1	-1
8	Berger, Chase	2	1	2	0	5	-1	9	Dawson Cook	1	1	0	2	+1	
9	Goodwin, David	0	0	0	0	0	0	10	Anders Bjork	1	2	1	4	-1	
10	Biro, Brandon	0	0	1	1	2	-1	11	Cal Burke	0	0	0	0	0	
11	Hamilton, Trevor	0	0	0	0	0	-2	12	Felix Holmberg	0	1	0	1	0	
12	Richard, Dylan	0	2	1	0	3	+2	15	Andrew Oglieve	1	1	0	2	0	
13	Pavlychev, Nikita	1	0	1	0	2	-1	16	Connor Hurley	0	2	1	0	3	-1
14	Sucesse, Nate	1	0	1	0	2	-2	18	Jake Evans	1	1	1	3	+3	
15	Kohler, Sean	0	0	0	0	0	0	19	Mike O'Leary	0	0	0	0	0	
16	Sturtz, Andrew	1	0	3	0	4	+1	21	Joe Wegeworth	0	0	0	0	0	
20	Autio, Erik	0	1	0	0	1	0	22	Andrew Peeke	0	0	1	0	1	
21	DeRosa, Ricky	0	1	0	1	2	0	24	Luke Ripley	0	0	0	0	+1	
22	Pedrie, Vince	2	1	1	0	4	+1	25	Dylan Malmquist	1	1	0	2	-1	
25	Smirnov, Denis	1	1	1	1	4	+2	26	Cam Morrison	0	0	0	0	+2	
26	Folkes, Liam	0	1	0	1	2	-2	27	Bobby Nardella	0	1	1	3	+2	
33	Funley, Chris	dnp						32	Cale Morris	dnp					
	Totals	10	8	11	3	32	-5	33	Chad Katanar	dnp					

GOALTENDERS

#	Penn State	Dec	Min	GA	1	2	3	OT	Saves	#	Notre Dame	Dec	Min	GA	1	2	3	OT	Saves
31	Jones, Peyton	T	64:51	3	8	11	8	3	30	40	Cal Petersen	T	64:39	3	9	6	11	3	29
	EMPTY NET		0:09	0	0	0	0	0	0		EMPTY NET		0:21	0	0	0	0	0	0

PENALTY SUMMARY

Prd	Player	Team	MinOffense	Time	Prd	Player	Team	MinOffense	Time	
1st	Luke Ripley	ND	2.Hooking	02:09 PP	2nd	Ben Ostlie	PSU	2.Shooting	16:06 PP	
1st	DeRosa, Ricky	PSU	2.Holding	04:39 PP	2nd	Sturtz, Andrew	PSU	2.Interference	18:59 PP	
1st	Autio, Erik	PSU	2.Interference	08:10 PP	3rd	Pedrie, Vince	PSU	2.Shooting	00:52 PP	
1st	Ben Ostlie	ND	2.Tripping	13:40 PP	3rd	Kerr, Kevin	PSU	2.Unsportsmanlike Conduct	04:31 PP	
1st	Richard, Dylan	PSU	2.Tripping	16:55 PP	3rd	Cal Burke	PSU	2.Hooking	04:31 PP	
1st	Dylan Malmquist	ND	2.Shooting	18:51 PP	3rd	Dylan Malmquist	ND	2.Interference	06:45 PP	
1st	Luke Ripley	ND	2.Hooking	20:00 PP	3rd	Pavlychev, Nikita	PSU	2.Tripping	09:21 PP	
2nd	Gobetz, James	PSU	2.Cross-Checking	02:55 PP	3rd	Jake Evans	ND	2.Boarding	14:27 PP	
2nd	Hamilton, Trevor	PSU	2.Holding	06:24 PP	3rd	Pedrie, Vince	PSU	2.Tripping	19:46 PP	
2nd	Hamilton, Trevor	PSU	2.Holding	12:39 PP	OT	Connor Hurley	PSU	ND	2.Shooting	01:36 PP

Penn State-Jones, Peyton (2-0-1). Notre Dame-Cal Petersen (3-1-1).
Timeout by Notre Dame at 14:45 in 3rd period.
Timeout by Penn State at 1:39 in OT period.

Referee's signature

Hockey Game Box Score (Final)
Penn State vs #3 Notre Dame (Oct 22, 2016 at Notre Dame, Ind.)

Penn State (3-1-1, 0-0-0 BIG) vs. Notre Dame (3-2-1, 0-0-0 HEA)
Date: Oct 22, 2016 • Location: Notre Dame, Ind. • Arena: Compton Ice Arena
Attendance: 3518 • Start time: 7:10 PM • End time: 9:30 PM • Total time: 2:20

Prd	Time	Team	Scored by	Assists	Vis. on ice	Home on ice	Goals by Period
1	1st 04:34	PSU	EV Robinson, James/1	DeRosa, Ricky/1 Marsh, Alec/1 Jordan Gross/5	7,21,28,4,6	2,8,9,22,26	Team 1 2 3 OT Tot PSU 1 0 1 1 3 ND 0 1 0 1 0 2
2	2nd 11:06	ND	PP Joe Wegeworth/1	Andrew Oglieve/4	21,13,20,24	3,15,18,4,21	ND 0 1 0 1 0 2
3	3rd 03:09	ND	EV Sucesse, Nate/4	Hamilton, Trevor/5 Jake Evans/6	14,11,8,5,16	3,4,15,18,25	Team 1 2 3 OT Tot PSU 7 14 9 3 33 ND 7 11 10 0 28
4	3rd 11:06	ND	EX Joe Wegeworth/2	Andrew Oglieve/5 Smirnov, Denis/5 Jones, Peyton/1	20,14,25,12	21,18,4,15,16,3	
5	OT 01:20	PSU	EV Sturtz, Andrew/4		16,25,12,9,20	3,11,16,25,27	

TEAM SUMMARY

#	Penn State	1	2	3	OT	Tot	+/	#	Notre Dame	1	2	3	OT	Tot	+/
4	Myllari, Kris	0	0	0	0	+1		2	Tony Brettman	0	0	0	0	-1	
5	Kerr, Kevin	0	1	0	2	+1		3	Jordan Gross	0	2	0	2	-2	
6	Gobetz, James	0	0	0	0	+1		4	Dennis Gilbert	1	1	0	2	-1	
7	Robinson, James	2	0	0	0	2	+1	6	Tory Dello	0	1	0	2	0	
8	Berger, Chase	1	1	2	0	4	+1	8	Ben Ostlie	0	0	0	0	-1	
9	Goodwin, David	0	0	2	0	2	+1	9	Dawson Cook	0	1	0	1	-1	
10	Biro, Brandon	0	1	0	1	0	0	10	Anders Bjork	0	3	0	3	0	
11	Hamilton, Trevor	0	0	0	1	1	+1	11	Cal Burke	1	1	1	0	3	
12	Richard, Dylan	0	0	0	0	+1		15	Andrew Oglieve	2	0	1	0	3	
13	Pavlychev, Nikita	0	0	0	0	0	0	16	Connor Hurley	1	0	0	1	-1	
14	Sucesse, Nate	0	1	0	2	+1		18	Jake Evans	0	0	0	0	-1	
16	Sturtz, Andrew	0	2	0	2	+2		19	Mike O'Leary	0	0	0	1	0	
20	Autio, Erik	0	2	0	2	+1		21	Joe Wegeworth	0	2	0	4	0	
21	DeRosa, Ricky	0	0	0	0	+1		22	Andrew Peeke	0	0	0	0	-1	
22	Pedrie, Vince	2	2	1	0	5	0	25	Dylan Malmquist	0	1	0	1	-2	
25	Smirnov, Denis	2	3	1	0	6	+1	26	Cam Morrison	0	0	0	0	-1	
26	Folkes, Liam	0	0	1	0	1	0	27	Bobby Nardella	2	0	2	4	-1	
28	Marsh, Alec	0	1	0	1	+1		29	Bob Bruer	0	0	1	0	0	
31	Jones, Peyton	0	0	0	0	0	0	TM TEAM	0	0	0	0	0		
TM TEAM	0	0	0	0	0	0	0	32	Cale Morris	dnp					
33	Funley, Chris	dnp						33	Chad Katanar	dnp					
	Totals	7	14	9	3	33	+15		Totals	7	11	10	0	28	-15

GOALTENDERS

#	Penn State	Dec	Min	GA	1	2	3	OT	Saves	#	Notre Dame	Dec	Min	GA	1	2	3	OT	Saves
31	Jones, Peyton	W	61:20	2	7	10	9	0	26	40	Cal Petersen	OTL	61:17	3	6	14	8	2	30
	EMPTY NET		0:03	0	0	0	0	0	0		EMPTY NET		0:03	0	0	0	0	0	0

PENALTY SUMMARY

Prd	Player	Team	MinOffense	Time	Prd	Player	Team	MinOffense	Time
1st	Cam Morrison	ND	2.Elbowing	10:17 PP	2nd	Smirnov, Denis	PSU	2.Hooking	15:55 PP
1st	Autio, Erik	PSU	2.Holding	11:15 PP	2nd	Connor Hurley	ND	2.Hooking	06:37 PP
1st	Ben Ostlie	ND	2.Hooking	14:18 PP	3rd	Robinson, James	PSU	2.Shooting	09:59 PP
2nd	Autio, Erik	PSU	2.Hooking	00:50 PP	3rd	Pedrie, Vince	PSU	2.Cross-Checking	11:06 PP
2nd	Gobetz, James	PSU	2.Hooking	10:54 PP	3rd	TM TEAM	ND	2.Too Many Players On Ice	19:05 PP
2nd	Bobby Nardella	ND	2.Shooting	13:27 PP					

Win-Jones, Peyton (3-0-1). Loss-Cal Petersen (3-2-1).
PSU Timeout at 12:49 of 2nd Period.

Referee's signature

Hockey Game Box Score (Final)
UCONN vs #6 Notre Dame (Oct 27, 2016 at Notre Dame, Ind.)

UCONN (3-1-2, 1-0-0 HEA) vs. Notre Dame (3-3-1, 0-1-0 HEA)
Date: Oct 27, 2016 • Location: Notre Dame, Ind. • Arena: Compton Family Arena
Attendance: 2936 • Start time: 7:35 PM • End time: 9:58 PM • Total time: 2:23

Prd	Time	Team	Scored by	Assists	Vis. on ice	Home on ice	Goals by Period
1	1st 15:16	UCONN	EV Howell, Justin/1	Kunnas, Joona/3 Schwartz, Jesse/2	7,17,22,28,6	9,11,28,22,24	Team 1 2 3 OT Tot UCONN 2 0 2 4 ND 0 1 1 2
2	1st 17:13	UCONN	PP Letunov, Maxim/1	Morgan, Brian/2	29,27,28,23,19	3,4,9,18	ND 0 1 1 2
3	2nd 12:50	ND	EV Tory Dello/1	Connor Hurley/7 Dylan Malmquist/6	29,10,23,27	6,25,16,4,10	Team 1 2 3 OT Tot UCONN 11 5 9 25 ND 14 21 14 49
4	3rd 07:23	UCONN	EV El-Mir, Karl/4	Pratt, Derek/2	18,2,16,20,19	3,15,18,26,27	
5	3rd 13:02	ND	EV Jake Evans/2	Andrew Oglieve/4 Anders Bjork/7	23,27,7,6,29	18,15,10,4,6	
6	3rd 18:54	UCONN	EN Letunov, Maxim/2	Thompson, Tage/4	27,29,28,220	3,15,18,27,28,4	

TEAM SUMMARY

#	UCONN	1	2	3	OT	Tot	+/	#	Notre Dame	1	2	3	OT	Tot	+/
2	Pratt, Derek	0	0	0	0	+2		3	Jordan Gross	2	4	0	6	-2	
6	Austin, Johnny	0	0	1	1	0	0	4	Dennis Gilbert	0	1	2	3	+1	
7	Kunnas, Joona														

Hockey Game Box Score (Final)
#9 Notre Dame vs Northeastern (Nov 12, 2016 at Boston, Mass.)

Notre Dame (5-3-1, 2-1-1 HEA) vs. Northeastern (3-4-3, 0-3-1 HEA)
 Date: Nov 12, 2016 • Location: Boston, Mass. • Arena: Matthews Arena
 Attendance: 3511 • Start time: 7:00pm • End time: 9:20pm • Total time: 2:20

Prd	Time	Team	Scored by	Assists	Vis. on ice	Home on ice
1	08:57	NU	PP Sikura, Dylan/4	Gaudette, Adam/7 Davies, Jeremy/3	28,11,4,3	9,8,4,12,14
2	2nd 02:23	ND	PP Jordan Gross/4	Anders Bjork/10 Andrew Oglevie/8	3,10,15,18,26	16,5,12,14
3	2nd 15:57	NU	PP Aston-Reese, Zach/6	Williams, Eric/3	22,24,4,28	12,20,4,8,9
4	2nd 18:06	ND	EV Andrew Oglevie/5	Dennis Gilbert/4 Jake Evans/7	15,18,14,26,3	26,4,8,9,20
5	3rd 08:54	ND	EV Cam Morrison/3	Dennis Gilbert/5	26,4,18,15,3	9,8,20,13,4
6	3rd 13:48	ND	EV Jake Evans/3	Jake Evans Andrew Oglevie/9 Cam Morrison/4	18,4,3,15,26	9,5,26,14,8
7	3rd 14:55	ND	EV Andrew Peeke/1	Anders Bjork/11 Bobby Nardella/4	22,10,25,3,18	19,16,5,14,12

Goals by Period											
Team	1	2	3	Tot	Prd	ND	NU	1	2	3	Tot
Team	1	2	3	Tot	1	2	3	1	2	3	5
ND	0	0	2	2	0	0	2	0	0	2	2
NU	1	1	0	2	1	1	0	1	1	0	2

Shots by Period											
Team	1	2	3	Tot	Prd	ND	NU	1	2	3	Tot
Team	1	2	3	Tot	1	2	3	1	2	3	25
ND	9	7	12	28	0	0	12	9	7	12	28
NU	12	9	4	25	12	9	4	25	12	9	25

Power Play Goals-Att (Sh)									
Prd	ND	NU	1st	2nd	3rd	Total	Prd	ND	NU
1st	0-0 (0)	1-1 (5)	0	0	0	0	1st	1-2	0-0
2nd	1-1 (2)	1-3 (3)	2	3	6	11	2nd	3-6	1-2
3rd	0-1 (0)	0-0 (0)	0	0	0	0	3rd	0-0	1-2
Total	1-2 (2)	2-4 (8)	2	3	6	11	Total	4-8	2-4

Penalties-Minutes by Prd									
Prd	ND	NU	1st	2nd	3rd	Total	Prd	ND	NU
1st	1-2	0-0	1	2	0	3	1st	1-2	0-0
2nd	3-6	1-2	3	6	1	10	2nd	3-6	1-2
3rd	0-0	1-2	0	0	1	1	3rd	0-0	1-2
Total	4-8	2-4	4	8	2	14	Total	4-8	2-4

Three stars:									
1.	Theut, Jake	2.	Cal Petersen	3.	Gaudette, Adam				

Officials:											
Referee:	Thomas Fryer	Referee:	Geoffrey Miller	Linesman:	Kevin Briganti	Linesman:	Nicholas Briganti	Game timekeeper:	Tom Young	Scorer:	Matt Houde

TEAM SUMMARY													
#	Notre Dame	1	2	3	Tot	+	#	Northeastern	1	2	3	Tot	+
3	Jordan Gross	0	1	1	2	+4	2	Owens, Trevor	0	0	0	0	0
4	Dennis Gilbert	0	1	0	1	+3	4	Davies, Jeremy	2	0	0	2	-2
5	Tory Dello	0	1	0	1	0	5	Shea, Ryan	1	1	0	2	-2
9	Dawson Cook	1	1	0	2	0	7	Picking, John	0	1	0	1	0
10	Anders Bjork	1	1	2	4	+1	8	Gaudette, Adam	3	2	0	5	-3
11	Cal Burke	0	0	0	0	0	9	Sikura, Dylan	1	0	1	2	-3
12	Felix Holmberg	0	0	0	0	0	12	Aston-Reese, Zach	0	1	1	2	-1
15	Andrew Oglevie	0	1	1	2	+3	13	Lerario, Biagio	0	1	0	1	-1
16	Connor Hurley	0	0	1	1	0	14	Cockenill, Garret	1	2	0	3	-2
18	Jake Evans	0	0	1	1	+4	16	Collier, Brendan	0	1	1	2	-1
19	Mike O'Leary	1	0	0	1	0	17	Filipe, Matt	0	0	0	0	0
21	Joe Wegwerth	0	0	0	0	0	19	Griffin, Lincoln	1	0	0	1	-1
22	Andrew Peeke	0	2	2	+1	0	20	Williams, Eric	0	0	0	0	0
24	Luke Ripley	1	0	0	1	0	22	Pond, Tanner	0	0	1	1	0
25	Dylan Malmquist	0	0	0	0	0	24	Jamieson, Mike	0	0	0	0	0
26	Cam Morrison	2	1	1	4	+3	25	Schule, Patrick	1	0	0	1	0
27	Bobby Nardella	1	0	1	2	0	26	Rosenhall, Ryan	1	0	1	2	0
28	Jack Jenkins	2	2	0	4	0	29	Cecere, Garrett	1	0	1	2	0
TM TEAM	0	0	0	0	0	0	32	Cale Morris	dnp	dnp	dnp	dnp	0
33	Chad Katanar	dnp	dnp	dnp	dnp	dnp	41	Ruck, Ryan	dnp	dnp	dnp	dnp	0
Totals	9	7	12	28	+20		Totals	10	12	0	22	0	

GOALTEENDERS																	
#	Notre Dame	Dec	Min	GA	1	2	3	Saves	#	Northeastern	Dec	Min	GA	1	2	3	Saves
40	Cal Petersen	W	60:00	2	11	8	4	23	41	Ruck, Ryan	L	54:51	5	9	5	8	22
	EMPTY NET							0		EMPTY NET							0
								1									1

PENALTY SUMMARY													
Prd	Player	Team	Min	Offense	Time	Prd	Player	Team	Min	Offense	Time		
1st	Jake Evans	ND	07:41	PP	2.Hooking	07:41	PP	2nd	Luke Ripley	ND	2.Hitting From Behind	13:26	PP
2nd	Schule, Patrick	NU	00:43	PP	2.Elbowing	00:43	PP	2nd	Tory Dello	ND	2.Hitting From Behind	14:44	PP
2nd	Dylan Malmquist	ND	04:46	PP	2.Elbowing	04:46	PP	3rd	Davies, Jeremy	NU	2.Hooking	19:26	PP

Win-Cal Petersen (5-3-1). Loss-Ruck, Ryan (3-4-3).

Referee's signature

Hockey Game Box Score (Final)
#9 Notre Dame vs Northeastern (Nov 13, 2016 at Boston, Mass.)

Notre Dame (5-3-2, 2-1-1) vs. Northeastern (3-4-4, 0-3-2)
 Date: Nov 13, 2016 • Location: Boston, Mass. • Arena: Matthews Arena
 Attendance: 1444 • Start time: 3:00 pm • End time: 4:28 pm • Total time: 1:28

Prd	Time	Team	Scored by	Assists	Vis. on ice	Home on ice
3	Jordan Gross	1	1	0	2	0
4	Dennis Gilbert	0	0	0	0	0
5	Tory Dello	0	1	0	1	0
8	Ben Ostlie	0	0	0	0	0
9	Dawson Cook	0	0	0	0	0
10	Anders Bjork	0	2	0	2	0
11	Cal Burke	1	2	0	3	0
12	Felix Holmberg	1	0	1	1	0
15	Andrew Oglevie	2	1	0	3	0
16	Connor Hurley	0	1	0	1	0
18	Jake Evans	0	0	0	0	0
21	Joe Wegwerth	0	0	0	0	0
22	Andrew Peeke	0	1	0	1	0
24	Luke Ripley	0	0	0	0	0
25	Dylan Malmquist	1	0	0	1	0
26	Cam Morrison	1	0	0	1	0
27	Bobby Nardella	1	0	0	1	0
32	Cale Morris	dnp	dnp	dnp	dnp	dnp
33	Chad Katanar	dnp	dnp	dnp	dnp	dnp
Totals	10	12	0	22	0	

Goals by Period											
Team	1	2	3	Tot	Prd	ND	NU	1	2	3	Tot
Team	1	2	3	Tot	1	2	3	1	2	3	6
ND	0	0	0	0	0	0	0	0	0	0	0
NU	0	0	0	0	0	0	0	0	0	0	0

Shots by Period											
Team	1	2	3	Tot	Prd	ND	NU	1	2	3	Tot
Team	1	2	3	Tot	1	2	3	1	2	3	22
ND	9	7	12	28	0	0	12	9	7	12	28
NU	12	9	4	25	12	9	4	25	12	9	25

Power Play Goals-Att (Sh)									
Prd	ND	NU	1st	2nd	3rd	Total	Prd	ND	NU
1st	0-0 (0)	1-1 (5)	0	0	0	0	1st	1-2	0-0
2nd	1-1 (2)	1-3 (3)	2	3	6	11	2nd	3-6	1-2
3rd	0-1 (0)	0-0 (0)	0	0	0	0	3rd	0-0	1-2
Total	1-2 (2)	2-4 (8)	2	3	6	11	Total	4-8	2-4

Penalties-Minutes by Prd									
Prd	ND	NU	1st	2nd	3rd	Total	Prd	ND	NU
1st	1-2	0-0	1	2	0	3	1st	1-2	0-0
2nd	3-6	1-2	3	6	1	10	2nd	3-6	1-2
3rd	0-0	1-2	0	0	1	1	3rd	0-0	1-2
Total	4-8	2-4	4	8	2	14	Total	4-8	2-4

Three stars:									
1.	Theut, Jake	2.	Cal Petersen	3.	Gaudette, Adam				

Officials:											
Referee:	Thomas Fryer	Referee:	Geoffrey Miller	Linesman:	Kevin Briganti	Linesman:	Nicholas Briganti	Game timekeeper:	Tom Young	Scorer:	Matt Houde

TEAM SUMMARY													
#	Notre Dame	1	2	3	Tot	+	#	Northeastern	1	2	3	Tot	+
3	Jordan Gross	0	1	1	2	+4	2	Owens, Trevor	0	0	0	0	0
4	Dennis Gilbert	0	1	0	1	+3	4	Davies, Jeremy	2	0	0	2	-2
5	Tory Dello	0	1	0	1	0	5	Shea, Ryan	1	1	0	2	-2
9	Dawson Cook	0	0	0	0	0	7	Picking, John	0	1	0	1	0
10	Anders Bjork	1	1	2	4	+1	8	Gaudette, Adam	3	2	0	5	-3
11	Cal Burke	0	0	0	0	0	9	Sikura, Dylan	1	0	1	2	-3
12	Felix Holmberg	0	0	0	0	0	12	Aston-Reese, Zach	0	1	1	2	-1
15	Andrew Oglevie	0	1	1	2	+3	13	Lerario, Biagio	0	1	0	1	-1
16	Connor Hurley	0	0	1	1	0	14	Cockenill, Garret	1	2	0	3	-2
18	Jake Evans	0	0	1	1	+4	16	Collier, Brendan	0	1	1	2	-1
19	Mike O'Leary	1	0	0	1	0	17	Filipe, Matt	0	0	0	0	0
21	Joe Wegwerth	0	0	0	0	0	19	Griffin, Lincoln	1	0	0	1	-1
22	Andrew Peeke	0	2	2	+1	0	20	Williams, Eric	0	0	0	0	0
24	Luke Ripley	1	0	0	1	0	22	Pond, Tanner	0	0	0	0	0
25	Dylan Malmquist	0	0	0	0	0	24	Jamieson, Mike	0	0	0	0	0
26	Cam Morrison	2	1	1	4	+3	25	Schule, Patrick	1	0	0	1	0
27	Bobby Nardella	1	0	1	2	0	26	Rosenhall, Ryan	1	0	1	2	

Hockey Game Box Score (Final)
Holy Cross vs #11 Notre Dame (Nov 25, 2016 at Notre Dame, Ind.)

Holy Cross (5-4-2, 2-2-2 AH) vs. Notre Dame (7-4-2, 3-2-1 HEA)
 Date: Nov 25, 2016 • Location: Notre Dame, Ind. • Arena: Compton Family Arena
 Attendance: 4581 • Start time: 7:35 PM • End time: 9:33 PM • Total time: 1:58

Prd	Time	Team	Scored by	Assists	Vis. on ice	Home on ice
1	03:46	ND	Connor Hurley/4	Dylan Malmquist/9 Anders Bjork/13 Mackie, Jay/5	7,15,11,12,29	16,25,10,3,27
2	12:37	HC	EV Crinella, Peter/1	Darrar, Kevin/4	13,18,10,7,15	28,3,24,11,26
3	02:27	HC	EV Moore, T.J./10	-	17,15,7,21,27	18,22,25,10,27
4	13:16	ND	EV Joe Wegwerth/4	Jake Evans/9 Tory Dello/4	7,15,18,13,10	21,18,15,4,22
5	17:37	ND	PP Cam Morrison/4	Jordan Gross/7 Anders Bjork/14	5,15,39,17	26,3,10,18,27
6	04:30	ND	EV Anders Bjork/8	Connor Hurley/10 Tory Dello/5	27,33,4,17,12	10,16,25,4,6
7	10:20	HC	PP Lopez, Danny/6	Trapp, Spencer/9 Robinson, Neil/1	27,5,21,17,37	4,18,9,6
8	19:55	ND	EN Andrew Ogilvie/6	-	29,27,17,7,23,5	15,18,6,4,10

TEAM SUMMARY					Goals by Period														
#	Holy Cross	1	2	3	Tot	+	#	Notre Dame	1	2	3	Tot	+						
4	Sheilly, Dalton	0	0	1	1	-1	3	Jordan Gross	1	2	1	4	0						
5	Trapp, Spencer	0	0	0	0	-1	4	Dennis Gilbert	0	0	0	0	+3						
7	Coughlin, Johnny	1	0	1	2	-1	6	Tory Dello	1	0	0	1	+2						
10	Darrar, Kevin	1	0	1	2	0	8	Ben Ostlie	0	0	0	0	0						
11	Laffin, Michael	0	0	1	1	-1	9	Dawson Cook	0	0	0	0	0						
12	Pooley, Scott	0	0	1	1	-2	10	Anders Bjork	2	0	1	3	+2						
13	Crinella, Peter	1	2	0	3	0	11	Cal Burke	0	1	0	1	-1						
15	Barrow, Charlie	0	0	1	1	0	12	Felix Holmberg	0	0	0	0	0						
17	Moore, T.J.	0	1	2	3	-1	22	Andrew Peeke	0	0	1	1	0						
18	Mackie, Jay	1	0	0	1	0	24	Luke Ripley	1	1	1	3	+2						
21	Robinson, Neil	0	2	0	2	+1	18	Jake Evans	2	0	0	2	+1						
23	Ferrill, Ryan	0	0	0	0	-1	21	Joe Wegwerth	0	2	1	3	+1						
24	Muratore, Tommy	0	0	0	0	0	22	Andrew Peeke	0	0	1	1	0						
27	Lopez, Danny	0	1	1	2	-1	24	Luke Ripley	0	0	0	0	-1						
29	Barrett, Mike	0	1	0	1	-2	25	Dylan Malmquist	1	0	1	2	+1						
33	Smith, Logan	0	0	0	0	-1	26	Cam Morrison	1	0	1	2	-1						
37	Mulcahy, Brett	0	0	0	0	0	27	Bobby Nardella	0	1	0	1	0						
39	Collet, Mitch	1	1	0	2	0	28	Jack Jenkins	1	0	1	2	-1						
1	Nixon, Tommy	dnp	dnp	dnp	dnp	dnp	32	Cale Morris	dnp	dnp	dnp	dnp	dnp						
34	Trapp, Anthony	dnp	dnp	dnp	dnp	dnp	33	Chad Katurar	dnp	dnp	dnp	dnp	dnp						
Totals					4	9	7	20	-11	Totals					10	11	9	30	+10

GOALTENDERS					Penalties-Minutes by Prd												
#	Holy Cross	Dec	Min	GA	1	2	3	Saves	Prd	HC	ND						
36	Berrafato, Paul	L	58:54	1	0	9	7	25	40	Cal Petersen	W	59:49	3	3	8	6	17
	EMPTY NET	L	1:06	1	0	0	0	0		EMPTY NET	W	0:11	0	0	0	0	0

PENALTY SUMMARY					Penalties-Minutes by Prd				
Prd	Player	Team	MinOffense	Time	Prd	Player	Team	MinOffense	Time
1st	Smith, Logan	HC	2.Holding The Stick	08:08	2nd	Coughlin, Johnny	HC	2.Breaking	15:52
1st	Tory Dello	ND	2.Kneeing	16:42	2nd	Pooley, Scott	HC	2.Interference	19:37
2nd	Smith, Logan	HC	2.Interference	14:22	3rd	Luke Ripley	ND	2.0-Hooking	10:16

Win-Cal Petersen (7-4-2). Loss-Berrafato, Paul (5-4-2).
 Shillelagh Tournament
 Referee's signature

Hockey Game Box Score (Final)
Clarkson vs #11 Notre Dame (Nov 26, 2016 at Notre Dame, Ind.)

Clarkson (8-5-3, 4-1-1 ECAC) vs. Notre Dame (7-5-2, 3-2-1 HEA)
 Date: Nov 26, 2016 • Location: Notre Dame, Ind. • Arena: Compton Family Arena
 Attendance: 3865 • Start time: 7:35 PM • End time: 9:42 PM • Total time: 2:07

Prd	Time	Team	Scored by	Assists	Vis. on ice	Home on ice
1	06:29	CLAR	EV Brossseau, Devin/4	Sturm, Nico/9 Josephs, Troy/5	14,17,4,13,11	10,6,4,25,16
2	15:22	CLAR	EV Rempal, Sheldon/5	-	11,16,6,4,5	10,27,15,3

TEAM SUMMARY					Goals by Period														
#	Clarkson	1	2	3	Tot	+	#	Notre Dame	1	2	3	Tot	+						
2	de Haas, James	0	1	1	2	0	3	Jordan Gross	0	2	3	5	-1						
3	Moro, Greg	0	0	1	1	0	4	Dennis Gilbert	0	1	0	1	-1						
4	Karjalainen, Tyko	0	0	0	0	-2	6	Tory Dello	1	1	0	2	-1						
9	Dawson Cook	0	2	0	2	+1	9	Dawson Cook	2	1	0	3	0						
8	D'Arriso, Perry	0	0	1	1	0	10	Anders Bjork	1	2	1	4	-2						
11	Rempal, Sheldon	0	1	1	2	+2	11	Cal Burke	0	0	2	2	0						
13	Thou, Aaron	0	0	0	0	+1	15	Andrew Ogilvie	2	1	4	7	-1						
14	Brossseau, Devin	1	1	0	2	+1	16	Connor Hurley	1	0	1	2	-1						
16	Josephs, Troy	1	2	0	3	+1	18	Jake Evans	1	0	0	1	0						
17	Sturm, Nico	0	0	0	0	+1	19	Mike O'Leary	0	0	0	0	0						
18	Eggle, Haralds	0	0	2	2	0	21	Joe Wegwerth	0	0	0	0	0						
19	Gervais, Brett	0	1	0	1	0	22	Andrew Peeke	0	0	0	0	0						
20	Pierog, Nic	0	1	1	2	0	24	Luke Ripley	0	0	0	0	0						
21	Vigneault, Sam	1	0	0	1	0	25	Dylan Malmquist	1	0	0	1	-1						
26	Fossen, A.J.	0	0	0	0	0	26	Cam Morrison	1	1	1	3	0						
27	Jokiharju, Juhoo	1	0	1	2	0	27	Bobby Nardella	2	0	1	3	-1						
28	Boucher, Jordan	0	3	2	5	0	28	Jack Jenkins	2	0	1	3	0						
44	Amorosa, Terrance	1	0	2	3	+2	29	Bo Brauer	1	0	0	1	0						
TM	TEAM	0	0	0	0	0	32	Cale Morris	dnp	dnp	dnp	dnp	dnp						
1	Perry, Steve	dnp	dnp	dnp	dnp	dnp	33	Chad Katurar	dnp	dnp	dnp	dnp	dnp						
34	Runkla, Ville	dnp	dnp	dnp	dnp	dnp			15	9	11	35	-9						
Totals					4	15	8	27	+9	Totals					4	15	8	27	+9

GOALTENDERS					Penalties-Minutes by Prd												
#	Clarkson	Dec	Min	GA	1	2	3	Saves	Prd	ND							
29	Kielly, Jake	W	60:00	0	15	9	11	35	40	Cal Petersen	L	59:23	2	3	14	8	25
	EMPTY NET	W	0:37	0	0	0	0	0		EMPTY NET	L	0:37	0	0	0	0	0

PENALTY SUMMARY					Penalties-Minutes by Prd				
Prd	Player	Team	MinOffense	Time	Prd	Player	Team	MinOffense	Time
1st	Smith, Logan	HC	2.Holding The Stick	08:08	2nd	Coughlin, Johnny	HC	2.Breaking	15:52
1st	Tory Dello	ND	2.Kneeing	16:42	2nd	Pooley, Scott	HC	2.Interference	19:37
2nd	Smith, Logan	HC	2.Interference	14:22	3rd	Luke Ripley	ND	2.0-Hooking	10:16

Win-Kielly, Jake (7-4-3). Loss-Cal Petersen (7-5-2).
 F - ANDERS BJORK (ND), F - JOE SWIVELY (ALE).
 F - SHELDON REMPAL (CU), D - TERRANCE AMOROSA (CU)
 D - TORY DELLO (ND), G - JAKE KIELY (CU)
 MOP - JAKE KIELY (CU)
 Referee's signature

Hockey Game Box Score (Final)
#12 Notre Dame vs Massachusetts (12/02/16 at Amherst, Mass.)

Notre Dame (7-6-2, 3-3-1 HEA) vs. Massachusetts (4-7-2, 2-5-1 HEA)
 Date: 12/02/16 • Location: Amherst, Mass. • Arena: Mullins Center
 Attendance: 2481 • Start time: 6:00 pm • End time: 8:29 pm • Total time: 2:29

Prd	Time	Team	Scored by	Assists	Vis. on ice	Home on ice
1	10:28	UMAS	PP Pigozzi, Ray/2	Iacobellis, Steve/5 Plevy, Austin/5	10,4,6,18	15,16,14,37,8
2	14:15	UMAS	EV Hildenbrand, Niko/3	McDougal, Riley/3 Jeszka, Griff/5	25,24,16,10,3	19,27,11,8,37
3	16:38	UMAS	PP Iacobellis, Steven/2	Horton, Jake/2 Lagesson, William/4	9,18,4,6	16,8,14,15,37
4	01:08	ND	EV Andrew Peeke/3	Bobby Nardella/7 Jake Evans/9	22,27,18,15,26	15,13,28,14,11
5	04:24	ND	EV Anders Bjork/10	Connor Hurley/11 Chukarov, Ivan/3	10,16,4,19,6	37,11,27,19,8
6	07:57	UMAS	PP Plevy, Austin/5	-	3,18,4	14,13,8,16,15
7	11:37	ND	PP Bobby Nardella/4	Andrew Ogilvie/10 Andrew Peeke	27,15,22,26,18	37,4,14,16
8	12:46	UMAS	EV Pigozzi, Ray/3	Iacobellis, Steve/6 Jordan Gross/8	11,27,19,22,28	15,16,4,14,18
9	16:01	ND	EV Anders Bjork/11	Bobby Nardella/8	10,3,27,18,15	8,37,14,15,16

TEAM SUMMARY					Goals by Period								
#	Notre Dame	1	2	3	Tot	+	#	Massachusetts	1	2	3	Tot	+
3	Jordan Gross	1	0	0	1	0	4	Hetnik, Marc	0	0	0	0	+1
4	Dennis Gilbert	0	0	3	3	+1	8	Horton, Jake	1	0	2	3	-1
5	Tory Dello	0	0	0	0	+1	9	Petrella, Anthony	1	0	1	2	0
9	Dawson Cook	0	1	0	1	0	10	Suter, Jack	0	0	0	0	0
10	Anders Bjork	0	1	2	3	+1	11	Jeszka, Griff	0	0	0	0	-1
11	Cal Burke	0	1	2	3	-1	13	Chukarov, Ivan	2	1	0	3	-1
15	Andrew Ogilvie	0	3	6	9	+2	14	Plevy, Austin	0	1	3	4	-2
16	Connor Hurley	0	0	2	2	0	15	Pigozzi, Ray	0	0	0	0	-2
18	Jake Evans	0	1	0	1	+2	16	Iacobellis, Steven	0	0	0	0	-2
19	Mike O'Leary	0	0	0	0	0	17	Keats, Kurt	0	2	0	2	-1
21	Joe Wegwerth	0	0	0	0	0	21	Joe Wegwerth	0	1	0	1	0
22	Andrew Peeke	0	0	2	2	0	18	Baxandall, Brennan	0	1	0	1	0
24	Luke Ripley	0	0	0	0	-1	19	Hildenbrand, Niko	1	0	2	3	0
25	Dylan Malmquist	0	0	0	0	-1	20	Suter, Jack	0	0	0	0	-1
26	Cam Morrison	0	0	1	1	+1	21	Badger, Ryan	1	1	0	2	0
27	Bobby Nardella	0	1	3	4	+1	22	Widmar, Joseph	0	0	0	0	-1
28	Jack Jenkins	1	0	1	2	0	23	McDougal, Riley	0	0	0	0	0
29	Bo Brauer	1	0										

#3 Boston College vs #13 Notre Dame (Dec 10, 2016 at Notre Dame, Ind.)

Boston College (13-6-1, 8-1-1 HEA) vs. Notre Dame (9-6-2, 5-3-1 HEA)
 Date: Dec 10, 2016 • Location: Notre Dame, Ind. • Arena: Compton Ice Arena
 Attendance: 5022 • Start time: 7:10 PM • End time: 9:25 PM • Total time: 2:15

Prd	Time	Team	Scored by	Assists	Vis. on ice	Home on ice	Goals by Period
1.	06:18	BC	PP David Cotton/6	Chris Brown/11 Julius Mattila/3	17,10,26,7,8	18,2,9,2,4	Team 1 2 3 Tot BC 2 0 0 2 ND 0 3 0 3
2.	1st 13:07	BC	PP Julius Mattila/3	Chris Brown/12 Connor Moore/9	26,10,7,8,17	4,28,9,2	
3.	2nd 09:16	ND	PP Anders Bjork/12	Connor Hurley/12 Joe Wegwerth/3	15,28,5,7	10,16,21,3,25	
4.	2nd 14:57	ND	EV Andrew Ogilvie/8	Jake Evans/11 Cam Morrison/6	18,11,21,2,7	15,18,26,4,3	
5.	2nd 17:30	ND	SH Anders Bjork/13	-	10,17,26,7,8	10,15,3,4	

TEAM SUMMARY

#	Boston College	1	2	3	Tot +/-	#	Notre Dame	1	2	3	Tot +/-	
1	Scott Savage	0	0	1	-1	2	Tony Bretzman	1	0	0	1	
4	Michael Kim	0	0	1	1	3	Jordan Gross	3	0	1	4	
5	Casey Fitzgerald	0	0	0	0	4	Dennis Gilbert	0	0	0	+2	
6	Michael Campoli	0	0	0	0	6	Tory Delo	0	0	0	0	
7	Connor Moore	0	0	0	+2	9	Dawson Cook	1	1	1	3	
8	Jesper Mattila	0	0	0	-1	10	Anders Bjork	1	3	1	5	
10	Chris Brown	1	0	0	-1	11	Cal Burke	0	1	1	2	
11	Chris Calnan	1	1	3	-1	15	Andrew Ogilvie	1	1	3	+2	
12	Mike Booth	0	0	0	0	16	Connor Hurley	0	0	0	0	
14	Zach Walker	0	0	0	0	18	Jake Evans	0	2	2	+1	
15	DJ Dudek	1	0	1	2	19	Mike O'Leary	0	0	0	0	
17	David Cotton	1	0	1	2	21	Joe Wegwerth	1	0	1	0	
18	Colin White	0	1	0	-1	22	Andrew Peeke	0	1	2	3	
21	Matthew Gaudre	0	1	0	-1	24	Luke Ripley	1	0	1	0	
23	Chris Shero	0	0	0	0	25	Dylan Malmquist	0	1	1	0	
26	Julius Mattila	2	1	3	-1	26	Cam Morrison	1	1	2	+1	
27	Graham McPhee	1	1	0	2	27	Bobby Nardella	1	2	1	4	
28	Ron Greco	0	0	0	0	28	Jack Jenkins	0	0	0	0	
35	Ryan Edquist	dnp				T TEAM	0	0	0	0	0	
Totals		8	5	4	17	-10	32	Cale Morris	dnp			
							33	Chad Katanar	dnp			
							Totals	11	10	11	32	+9

GOALTENDERS

#	Boston College	Dec	Min	GA	1	2	3	Saves	#	Notre Dame	Dec	Min	GA	1	2	3	Saves
31	Joe Woll	L	59:04	3	11	7	11	29	40	Cal Petersen	W	60:00	2	6	5	4	15
	EMPTY NET		0:56	0	0	0	0	0									

PENALTY SUMMARY

Prd	Player	Team	MinOffense	Time	Prd	Player	Team	MinOffense	Time
1st	Andrew Ogilvie	ND	2.Hooking	05:56	2nd	Graham McPhee	BC	2.Slashing	08:08
1st	Luke Ripley	ND	2.Hitting From Behind	11:20	2nd	Connor Moore	BC	2.Tripping	11:05
1st	David Cotton	ND	2.Interference	14:54	2nd	Dylan Malmquist	ND	2.Face-Off Violation	16:35
2nd	Graham McPhee	BC	2.Hooking	02:27	3rd	Chris Calnan	BC	2.Tripping	02:07
2nd	Connor Hurley	ND	2.Slashing	06:50	3rd	Michael Campoli	BC	2.Roughing	08:18

Win-Cal Petersen (9-6-2). Loss-Joe Woll (10-6-1).

Referee's signature

Hockey Game Box Score (Final)
Alaska vs #12 Notre Dame (Dec 31, 2016 at Notre Dame, Ind.)

Alaska (6-13-2, 5-9-2 WCHA) vs. Notre Dame (10-6-2, 5-3-1 HEA)
 Date: Dec 31, 2016 • Location: Notre Dame, Ind. • Arena: Compton Family Arena
 Attendance: 4149 • Start time: 4:05 PM • End time: 6:16 PM • Total time: 2:11

Prd	Time	Team	Scored by	Assists	Vis. on ice	Home on ice	Goals by Period
1.	1st 01:24	ND	EV Dylan Malmquist/4	Anders Bjork/15 Jordan Gross/8	9,15,14,12,32	25,10,3,4,15	Team 1 2 3 Tot UAF 0 0 0 0 ND 1 0 2 5
2.	2nd 04:21	ND	EV Cam Morrison/5	Dennis Gilbert/6 Bobby Nardella/7	5,8,9,16,26	26,3,4,18,11	
3.	2nd 07:09	ND	PP Andrew Ogilvie/7	Jake Evans/10 Cam Morrison/5	5,8,14,15	15,27,18,22,26	
4.	3rd 14:24	ND	EV Cal Burke/1	Anders Bjork/17 Jordan Gross/11	8,9,14,15,32	11,26,18,3,4	
5.	3rd 18:49	ND	PP Dylan Malmquist/5	-	6,14,24	10,3,4,15,25	

TEAM SUMMARY

#	Alaska	1	2	3	Tot +/-	#	Notre Dame	1	2	3	Tot +/-	
5	Koberstein,Nikolas	0	2	0	2	-1	3	Jordan Gross	0	2	1	3
6	Frye,Zach	0	1	2	3	0	4	Dennis Gilbert	1	0	1	+3
7	Erickson,Justin	0	0	1	1	0	6	Tory Delo	1	0	1	0
8	Woods,Josh	1	1	0	2	-2	8	Ben Ostlie	0	0	1	0
9	Basara,Marcus	1	0	2	3	-3	9	Dawson Cook	0	0	0	0
12	Hinz,Nick	1	0	0	1	-1	10	Anders Bjork	3	1	0	4
13	Wieth,Austin	0	1	0	1	0	11	Cal Burke	0	1	2	+2
14	Morley,Brandon	0	0	0	0	-2	15	Andrew Ogilvie	1	2	0	3
15	Van Tetering,Troy	0	0	0	-2	16	LaDouce,James	0	3	0	3	
26	Cline,Tyler	2	1	2	5	-1	25	Dylan Malmquist	3	0	1	4
28	Hooper,Kyler	2	2	1	5	0	21	Joe Wegwerth	0	2	0	2
22	Staley,Chad	0	0	1	1	0	22	Andrew Peeke	0	2	1	3
27	LaDouce,James	1	2	1	4	0	24	Luke Ripley	0	0	1	0
29	Heidt,Ross	1	0	1	2	0	29	Bo Brauer	0	0	1	1
29	Jenks,Jesse	dnp					25	Dylan Malmquist	0	2	1	3
							27	Bobby Nardella	1	3	0	4
							28	Jack Jenkins	0	0	2	0
							32	Cale Morris	dnp			
							33	Chad Katanar	dnp			
							Totals	11	10	13	34	-15

GOALTENDERS

#	Alaska	Dec	Min	GA	1	2	3	Saves	#	Notre Dame	Dec	Min	GA	1	2	3	Saves
30	Jones,Davis	L	58:46	5	9	16	8	33	40	Cal Petersen	W	60:00	0	11	10	13	34
	EMPTY NET		0:14	0	0	0	0	0									

PENALTY SUMMARY

Prd	Player	Team	MinOffense	Time	Prd	Player	Team	MinOffense	Time
1st	Luke Ripley	ND	2.Kneeing	03:31	3rd	Bobby Nardella	ND	2.Hooking	07:14
1st	Mike O'Leary	ND	2.Cross-Checking	08:03	3rd	Erickson,Josh	UAF	2.Hooking	07:14
1st	Erickson,Josh	UAF	2.Charging	11:32	3rd	Jordan Gross	ND	2.Interference	09:06
2nd	Erickson,Josh	UAF	2.Interference	05:59	3rd	Jake Evans	ND	2.Hooking	09:42
2nd	Tory Delo	ND	2.High Sticking	09:25	3rd	Wieth,Austin	UAF	2.Tripping	17:03
2nd	Wieth,Austin	UAF	2.Interference	12:57	3rd	Erickson,Josh	UAF	2.Cross-Checking	18:05

Win-Cal Petersen (10-6-2). Loss-Jones,Davis (1-5-1).

Referee's signature

Hockey Game Box Score (Final)
Alaska vs #12 Notre Dame (Jan 01, 2017 at Notre Dame, Ind.)

Alaska (6-14-2, 5-9-2 WCHA) vs. Notre Dame (11-6-2, 5-3-1 HEA)
 Date: Jan 01, 2017 • Location: Notre Dame, Ind. • Arena: Compton Ice Arena
 Attendance: 4023 • Start time: 2:05 PM • End time: 4:10 PM • Total time: 2:05

Prd	Time	Team	Scored by	Assists	Vis. on ice	Home on ice	Goals by Period
1.	2nd 03:11	ND	EV Jack Jenkins/2	Joe Wegwerth/4 Jordan Gross/12	5,8,13,18,22	28,21,24,6,9	Team 1 2 3 Tot UAF 0 0 0 0 ND 0 4 0 4
2.	2nd 04:15	ND	EV Anders Bjork/14	Dylan Malmquist/10 Anders Bjork/18	5,8,14,15	21,3,10,25,6	
3.	2nd 04:47	ND	PP Jordan Gross/5	Dylan Malmquist/11 Andrew Ogilvie/11	5,6,16,23	18,15,22,26,27	
4.	2nd 11:35	ND	PP Jake Evans/6	Andrew Peeke/4	-	-	

TEAM SUMMARY

#	Alaska	1	2	3	Tot +/-	#	Notre Dame	1	2	3	Tot +/-	
2	Weiss,Jack	0	0	0	0	0	3	Jordan Gross	2	4	2	8
5	Koberstein,Nikolas	0	0	0	-2	4	Dennis Gilbert	1	0	0	1	
6	Frye,Zach	0	1	1	0	6	Tory Delo	0	2	0	2	
8	Woods,Justin	1	0	3	4	8	Ben Ostlie	0	1	1	0	
9	Basara,Marcus	0	1	0	1	0	9	Dawson Cook	0	1	0	
12	Hinz,Nick	0	1	1	0	10	Anders Bjork	0	2	0	2	
13	Wieth,Austin	0	1	2	-1	11	Cal Burke	0	2	1	3	
14	Morley,Brandon	0	0	1	1	0	15	Andrew Ogilvie	1	2	4	
15	Van Tetering,Troy	0	0	0	0	18	Jake Evans	1	3	1	5	
16	Munson,Taylor	1	0	1	2	0	19	Mike O'Leary	1	0	1	0
22	Mullally,John	0	1	1	2	-2	21	Joe Wegwerth	1	0	1	+1
27	Staley,Chad	0	0	0	-1	22	Andrew Peeke	1	0	1	0	
23	Leer,Ryker	0	0	1	1	0	24	Luke Ripley	0	0	1	+1
24	LaDouce,James	1	1	1	3	-1	25	Dylan Malmquist	0	0	0	+1
26	Cline,Tyler	0	0	1	1	0	26	Cam Morrison	1	0	1	2
27	Leiter,Cotton	0	0	0	0	0	27	Bobby Nardella	1	0	1	0
28	Hooper,Kyler	1	0	0	-1	28	Jack Jenkins	0	1	0	1	
30	Heidt,Ross	0	1	0	-1	29	Bo Brauer	0	1	0	1	
30	Jones,Davis	dnp				32	Cale Morris	dnp				
						33	Chad Katanar	dnp				
						Totals		10	18	8	36	+10

GOALTENDERS

#	Alaska	Dec	Min	GA	1	2	3	Saves	#	Notre Dame	Dec	Min	GA	1	2	3	Saves
29	Jenks,Jesse	L	60:00	4	10	14	8	32	40	Cal Petersen	W	59:56	0				

Hockey Game Box Score (Final)

Michigan Tech vs #12 Notre Dame (Jan 07, 2017 at Notre Dame, Ind.)

Michigan Tech (14-9-3, 11-3-2 WCHA) vs. Notre Dame (12-7-2, 5-3-1 HEA)
 Date: Jan 07, 2017 • Location: Notre Dame, Ind. • Arena: Compton Family Arena
 Attendance: 4741 • Start time: 7:10 PM • End time: 9:35 PM • Total time: 2:25

Prd	Time	Team	Scored by	Assists	Vis. on ice	Home on ice
1	1st 11:56	ND	PP Bobby Nardella/5	Andrew Peeke/6	15,7,2,4	27,15,22,26,18
2	2nd 02:04	MTU	EV Jake Jackson/5	Andrew Oglevie/12	10,20,4,27,3	10,21,6,3,25
3	2nd 06:48	MTU	EV Gavin Gould/4	Jake Lucchini/7	14,15,22,11,3	18,15,26,22,27
4	2nd 09:28	ND	EV Cam Morrison/6	Shane Hanna/8	14,11,12,4,15	26,18,22,15,27
5	3rd 04:23	MTU	EV Michael Neville/5	Andrew Peeke/7	Matt Roy/12	25,3,10,7,22
6	3rd 17:34	MTU	EV Alex Smith/5	Reid Sturos/7	20,7,2,6,27	10,25,18,3,27

TEAM SUMMARY

#	Michigan Tech	1	2	3	Tot +/-	#	Notre Dame	1	2	3	Tot +/-	
1	Cliff Watson	0	1	0	+1	1	Jordan Gross	1	0	3	+2	
2	Matt Roy	0	1	2	+3	2	Dennis Gilbert	0	0	1	0	
3	Dane Birks	1	0	1	0	4	Tory Dello	2	1	0	3	
4	Chris LeBlinger	2	1	0	+3	8	Ben Ostlie	0	0	0	0	
5	Reid Sturos	2	0	0	+2	9	Dawson Cook	0	0	0	0	
6	Alex Gillies	0	1	0	0	10	Anders Bjork	0	0	1	-2	
7	Jake Evans	1	2	1	+4	11	Cal Burke	3	0	0	3	
8	Joe L'Esperance	1	4	0	+5	15	Andrew Oglevie	0	0	1	-1	
9	Mark Auk	0	0	0	-1	16	Connor Hurley	0	1	0	0	
10	Thomas Beretta	1	0	0	0	18	Jake Evans	1	0	2	-2	
11	Gavin Gould	1	2	0	0	19	Mike O'Leary	0	0	0	0	
12	Jake Lucchini	0	0	0	0	21	Joe Wegwerth	1	1	0	-1	
13	Maxon Blacklock	0	0	0	0	22	Andrew Peeke	0	0	0	-1	
14	Alex Smith	0	1	2	+2	24	Luke Ripley	0	1	2	0	
15	Shane Hanna	1	2	4	+2	25	Dylan Malmquist	0	0	0	-2	
16	Evan Anderson	1	0	1	0	26	Cam Morrison	0	1	0	-1	
17	Michael Neville	1	0	1	+1	27	Bobby Nardella	1	0	2	-2	
18	Tyler Heinonen	0	1	0	+1	28	Jack Jenkins	0	0	1	0	
19	Devin Kero	dnp				32	Cale Morris	dnp				
20	Matt Wintjes	dnp				33	Chad Katanar	dnp				
Totals		12	12	10	34	+15			9	5	11	25

GOALTENDERS

#	Michigan Tech	Dec	Min	GA	1	2	3	Saves	#	Notre Dame	Dec	Min	GA	1	2	3	Saves
37	Angus Redmond	W	60:00	2	8	4	11	23	40	Cal Petersen	L	58:47	4	12	10	8	30
																	0

PENALTY SUMMARY

Prd	Player	Team	MinOffense	Time	Prd	Player	Team	MinOffense	Time
1st	Luke Ripley	ND	2.Hooking	05:58	PP	2nd	Joe L'Esperance	MTU	2.Hitting After Whistle
1st	Michael Neville	MTU	2.Tripping	11:37	PP	2nd	Jordan Gross	ND	2.High Sticking
1st	Jordan Gross	ND	2.Hooking	17:09	PP	3rd	Cal Burke	ND	2.Tripping
1st	Jake Jackson	MTU	2.Boarding	19:56	PP	3rd	Reid Sturos	MTU	2.High Sticking
2nd	Bobby Nardella	ND	2.Tripping	09:56	PP				

Win-Angus Redmond (13-4-1). Loss-Cal Petersen (12-7-2).

Referee's signature

Hockey Game Box Score (Final)

#13 Notre Dame vs Merrimack (01/13/17 at North Andover, Mass.)

Notre Dame (13-7-2, 6-3-1 HEA) vs. Merrimack (7-11-3, 1-5-3 HEA)
 Date: 01/13/17 • Location: North Andover, Mass. • Arena: Lawler Rink
 Attendance: 2251 • Start time: 7:05pm • End time: 9:12pm • Total time: 2:07

Prd	Time	Team	Scored by	Assists	Vis. on ice	Home on ice
1	1st 05:18	MER	PP Derek Pett/2	Hampus Gustafson/6	4,3,10,18	10,20,9,4,8
2	2nd 12:18	ND	EV Andrew Oglevie/10	Jace Hennig/7	15,18,27,4,26	22,23,19,8,4
3	3rd 16:18	ND	EV Anders Bjork/15	Bobby Nardella/10	10,28,19,24,6	16,10,15,12,3

TEAM SUMMARY

#	Notre Dame	1	2	3	Tot +/-	#	Merrimack	1	2	3	Tot +/-	
1	Jordan Gross	3	1	1	5	0	2	Ryan Cook	0	0	0	0
2	Dennis Gilbert	0	1	0	+1	3	Aaron Titcomb	0	0	0	-1	
3	Tory Dello	0	0	0	+1	4	Marc Biega	0	1	2	-1	
4	Dawson Cook	0	0	0	0	7	Jonathan Lashyn	0	0	0	0	
5	Jake Evans	2	0	1	+3	8	Jonathan Kovacevic	0	3	0	-1	
6	Cal Burke	2	0	2	0	9	Jace Hennig	1	0	1	0	
7	Andrew Oglevie	0	2	2	+4	10	Derek Pett	1	0	0	-1	
8	Connor Hurley	0	0	0	0	11	Tyler Irvine	1	0	1	0	
9	Anders Bjork	1	3	1	+5	12	Ludvig Larsson	2	0	1	-1	
10	Mike O'Leary	0	0	0	+1	13	Brett Seney	0	0	0	0	
11	Joe Wegwerth	0	0	0	0	15	Jared Kolquist	1	2	0	-1	
12	Andrew Peeke	3	0	0	3	0	16	Chris LeBlanc	0	1	2	-1
13	Luke Ripley	1	3	1	+5	17	Michael Babcock	0	0	0	-1	
14	Dylan Malmquist	0	2	0	2	0	20	Hampus Gustafson	0	0	1	0
15	Cam Morrison	0	0	0	+1	22	Mathieu Tibbet	0	0	1	-1	
16	Bobby Nardella	2	0	2	+1	23	Alfred Larsson	0	1	0	-1	
17	Jack Jenkins	1	2	1	+4	25	Sami Taverner	1	2	0	3	
18	Bo Brauer	0	0	0	0	27	Patrick Kramer	0	0	0	0	
19	Cale Morris	dnp				27	TM TEAM	0	0	0	0	
20	Chad Katanar	dnp				29	Craig Pantano	dnp				
Totals		15	14	7	36	+10			7	10	5	22

GOALTENDERS

#	Notre Dame	Dec	Min	GA	1	2	3	Saves	#	Merrimack	Dec	Min	GA	1	2	3	Saves
40	Cal Petersen	W	60:00	1	6	10	5	21	1	Collin Delia	L	58:45	2	15	13	6	34
																	0

PENALTY SUMMARY

Prd	Player	Team	MinOffense	Time	Prd	Player	Team	MinOffense	Time
1st	Connor Hurley	ND	2.Cross-Checking	03:55	PP	1st	Mike O'Leary	ND	2.Hitting
1st	Brett Seney	MER	2.Roughing	06:52	PP	3rd	Andrew Peeke	ND	2.Tripping
1st	TEAM	MER	2.Too Many Players On Ice	08:29	PP	3rd	Marc Biega	MER	2.Interference
2nd	Mike O'Leary	ND	2.Cross-Checking	12:59	PP	3rd	Joe Wegwerth	MER	2.Boarding
3rd	Dawson Cook	ND	2.Slashing	03:30	PP	3rd	Andrew Oglevie	ND	2.Cross-Checking

Win-Cal Petersen (13-7-2). Loss-Collin Delia (1-5-0).

Referee's signature

Hockey Game Box Score (Final)

#13 Notre Dame vs Merrimack (01/14/17 at North Andover, Mass.)

Notre Dame (13-8-2, 6-4-1 HEA) vs. Merrimack (8-11-3, 2-5-3 HEA)
 Date: 01/14/17 • Location: North Andover, Mass. • Arena: Lawler Rink
 Attendance: 2271 • Start time: 6:05pm • End time: 8:18pm • Total time: 2:13

Prd	Time	Team	Scored by	Assists	Vis. on ice	Home on ice
1	1st 06:18	ND	PP Jordan Gross/6	Andrew Oglevie/13	15,10,26,18	4,7,19,23
2	1st 13:19	MER	PP Chris LeBlanc/4	Anders Bjork/20	22,15,10,2	16,12,13,4,6
3	1st 14:11	MER	EV Mathieu Tibbet/3	Michael Babcock/3	19,28,6,24,11	22,2,7,19,23
4	2nd 00:11	MER	EV Jace Hennig/3	Alfred Larsson/2	3,15,26,4,18	9,20,11,4,6
5	3rd 03:41	ND	EV Andrew Oglevie/11	Hampus Gustafson/9	Jake Evans/14	15,18,4,6,11
6	3rd 19:56	MER	EN Tyler Irvine/5	Dennis Gilbert/9	-	10,21,25,3,15,18

TEAM SUMMARY

#	Notre Dame	1	2	3	Tot +/-	#	Merrimack	1	2	3	Tot +/-		
1	Tony Bretzman	0	0	0	0	2	2	Ryan Cook	0	0	0	+1	
2	Jordan Gross	1	2	4	+2	1	4	Marc Biega	1	0	2	+1	
3	Dennis Gilbert	0	2	0	0	2	6	Alex Carle	0	1	0	0	
4	Tory Dello	0	1	2	0	2	7	Jonathan Lashyn	0	2	+1		
5	Ben Ostlie	0	1	0	0	1	8	Johnathan Kovac	0	1	0	2	
6	Dawson Cook	0	0	0	0	1	9	Jace Hennig	1	3	+5		
7	Anders Bjork	2	0	1	0	1	10	Derek Pett	2	0	2	0	
8	Cal Burke	0	0	0	0	0	11	Tyler Irvine	0	0	1	+2	
9	Andrew Oglevie	0	2	2	-1	0	12	Ludvig Larsson	0	1	0	0	
10	Connor Hurley	0	0	0	0	0	13	Brett Seney	0	0	0	-1	
11	Mike O'Leary	2	3	3	-1	0	15	Jared Kolquist	1	0	2	+3	
12	Joe Wegwerth	0	0	0	-1	0	16	Chris LeBlanc	1	0	1	0	
13	Andrew Peeke	0	1	2	0	0	17	Logan Coomes	1	0	0	-1	
14	Luke Ripley	0	0	0	-1	2	19	Michael Babcock	1	1	3	+1	
15	Dylan Malmquist	0	0	0	-1	0	20	Hampus Gustafson	0	1	2	+2	
16	Cam Morrison	1	2	0	-1	0	22	Mathieu Tibbet	1	1	3	+1	
17	Jack Jenkins	1	0	0	-1	2	23	Alfred Larsson	0	0	0	+2	
18	Cale Morris	dnp				0	27	Patrick Kramer	0	1	1	-1	
19	Chad Katanar	dnp				0	29	Craig Pantano	0	0	0	0	
20	Matt Wintjes	dnp				0	31	Drew Vogler	dnp				
Totals		8	15	14	37	-11	13			9	8	11	28

GOALTENDERS

#	Notre Dame	Dec	Min	GA	1	2	3	Saves	#	Merrimack	Dec	Min	GA	1	2	3	Saves
40	Cal Petersen	L	58:23	3	7	7	10	24	1	Collin Delia	W	60:00	2	7	15	13	35
																	0

PENALTY SUMMARY

Hockey Game Box Score (Final)
New Hampshire vs #14 Notre Dame (Jan 21, 2017 at Notre Dame, Ind.)

New Hampshire (11-9-4, 6-3-3 HEA) vs. Notre Dame (14-8-3, 7-4-2 HEA)
 Date: Jan 21, 2017 • Location: Notre Dame, Ind. • Arena: Hampton Family Arena
 Attendance: 4652 • Start time: 7:05 PM • End time: 9:12 PM • Total time: 2:07

Prd	Time	Team	Scored by	Assists	Vis. on ice	Home on ice	Goals by Period
1	1st 14:16	ND	EV Dylan Malmquist/6	Anders Bjork/21	26,7,20,5,21	25,10,3,9,22	Team 1 2 3 Tot UNH 0 0 0 0 ND 1 0 2 3
3	3rd 03:54	ND	EV Andrew Peeke/4	Jordan Gross/14	10,11,16,2,6	22,18,15,3,26	Shots by Period Team 1 2 3 Tot UNH 11 7 13 31 ND 14 15 14 43
3	3rd 07:52	ND	EV Jake Evans/8	Andrew Oglevie/14 Cam Morrison/8 Andrew Oglevie/15	16,25,8,27,24	18,26,15,2,24	Power Play Goals-Att (SH) Prd UNH ND 1st 0-0(0) 0-0(0) 2nd 0-1(3) 0-2(7) 3rd 0-2(2) 0-1(2) Total 0-3(5) 0-3(9)

TEAM SUMMARY

#	New Hampshire	1	2	3	OT	+	-	#	Notre Dame	1	2	3	OT	+	-
2	Matias Cleland	0	1	0	1	-	1	2	Tony Bretzman	0	1	0	1	+1	-
5	Dylan Chanter	0	0	0	0	-	1	3	Jordan Gross	3	2	1	6	+2	-
6	Cameron Marks	0	0	0	0	-	1	4	Dennis Gilbert	0	0	0	0	0	0
7	Brendan van Riemsd	2	0	4	6	-	1	6	Tory Dello	0	1	0	3	0	0
8	Jamie Hill	0	0	0	0	-	1	9	Dawson Cook	0	0	1	1	+1	-
10	Jason Salvaaggio	1	2	3	6	-	1	10	Anders Bjork	2	0	3	5	+1	-
11	Michael McNicholas	2	0	1	3	-	1	11	Cal Burke	1	3	0	4	0	0
12	Shane Eiserman	0	0	0	0	-	1	12	Felix Holmberg	0	0	0	0	0	0
14	Joe Sacco	1	0	0	1	-	1	15	Andrew Oglevie	0	2	1	3	+2	-
16	Tyler Kelleher	1	0	1	2	-	2	18	Jake Evans	0	4	3	7	+2	-
17	Marcus Vela	1	0	0	1	-	1	19	Mike O'Leary	0	0	0	0	0	0
20	Patrick Grasso	2	0	1	3	-	1	21	Joe Wegwerth	0	0	2	2	0	0
21	Anthony Wyse	0	1	1	2	-	1	22	Andrew Peeke	0	0	1	1	+2	-
22	Ara Nazarian	0	0	0	0	-	1	24	Luke Ripley	1	0	0	1	+1	-
24	Nick Nonis	0	0	0	0	-	1	25	Dylan Malmquist	3	2	2	7	+1	-
25	Chris Miller	0	2	1	3	-	1	26	Cam Morrison	0	0	0	0	+2	-
26	Liam Blackburn	0	1	1	2	-	1	28	Jack Jenkins	2	0	0	2	0	0
27	Matt Dawson	1	0	0	1	-	1	29	Bo Brauer	0	0	0	0	0	0
TM TEAM		0	0	0	0	-	1	40	Cal Petersen	0	0	0	0	0	0
33	Joe Lazzaro	dnp						TM TEAM		0	0	0	0	0	0
41	Adam Clark	dnp						32	Calie Morris	dnp					
Totals		11	7	13	31	-15		33	Chad Katanar	dnp					

GOALTENDERS

#	New Hampshire	Dec	Min	GA	1	2	3	Saves	#	Notre Dame	Dec	Min	GA	1	2	3	Saves
35	Danny Tirone	L	60:00	3	13	15	12	40	40	Cal Petersen	W	60:00	0	11	7	13	31

PENALTY SUMMARY

Prd	Player	Team	MinOffense	Time	Prd	Player	Team	MinOffense	Time	
1st	Michael McNicholas	UNH	2:Elbowing	19:46	PP	3rd	Anthony Wyse	UNH	2:Roughing	09:24
2nd	Dylan Chanter	UNH	3:Boarding	08:40	PP	3rd	Dylan Chanter	UNH	2:Roughing	09:24
2nd	Tony Bretzman	ND	2:Tripping	1:08	PP	3rd	Luke Ripley	ND	2:Roughing	09:24
2nd	Tory Dello	ND	2:Holding	18:34	PP	3rd	Matt Dawson	UNH	2:Holding	15:32
3rd	Cal Petersen	ND	2:Tripping	04:24	PP					

Win-Cal Petersen (14-8-3). Loss-Danny Tirone (11-7-4).

Referee's signature

Hockey Game Box Score (Final)
#15 Notre Dame vs #13 Boston College (Jan 28, 2017 at Notre Dame, Mass.)

Notre Dame (14-9-3, 7-5-2 HEA) vs. Boston College (17-9-2, 12-3-1 HEA)
 Date: Jan 28, 2017 • Location: Chestnut Hill, Mass. • Arena: Kelley Rink
 Attendance: 7884 • Start time: 7:00 pm • End time: 9:15 pm • Total time: 2:15

Prd	Time	Team	Scored by	Assists	Vis. on ice	Home on ice	Goals by Period
1	1st 01:04	ND	EV Anders Bjork/16	Tory Dello/6	10,6,4,25,9	21,18,15,7,4	Team 1 2 3 Tot ND 2 2 0 4
1	1st 04:58	BC	EV Chris Calnan/4	David Cotton/10	28,24,12,11,2	11,17,18,6,5	Shots by Period Team 1 2 3 Tot BC 13 17 14 44
3	3rd 06:10	ND	EV Andrew Oglevie/13	Dennis Gilbert/11	15,4,18,26,6	27,14,12,3,2	Power Play Goals-Att (SH) Prd UNH ND 1st 0-0(0) 0-0(0) 2nd 0-1(4) 0-2(5) 3rd 0-2(4) 0-1(0) Total 0-3(8) 0-3(5)
4	2nd 04:48	BC	EV Chris Brown/7	Casey Fitzgerald/14	26,22,18,15,3	10,5,19,9,6	Penalties-Minutes by Prd Prd UNH ND 1st 1-2 0-0 2nd 1-2 2-4 3rd 3-6 2-4 Total 5-10 4-8
5	2nd 06:35	ND	EV Felix Holmberg/1	Jake Evans/18	12,18,3,12,11	21,12,11,7,4	Three stars: 1. Calie Morris 2. Ryan Edquist 3. Evan Edquist
6	2nd 08:36	ND	SH Andrew Oglevie/14	Anders Bjork/22	15,10,24,3	21,19,18,5,2	Officials: Referee:Kevin Shea Referee:Kevin Keenan Linesman:Brendan Blanchard Linesman:Brent Gawlik
7	2nd 15:20	BC	EV Colin White/12	Jordan Gross/16	18,22,19,9,6,4	18,21,15,5,2	
8	3rd 01:59	BC	EV Julius Mattila/5	David Cotton/11	26,18,15,106	26,17,5,11,6	
9	3rd 15:59	BC	EV Chris Calnan/5	Casey Fitzgerald/13	28,21,11,6,4	11,17,26,3,2	
10	3rd 18:53	BC	EN Ryan Fitzgerald/6	Casey Fitzgerald/14	26,18,15,10,9,3	19,5,9,4	

TEAM SUMMARY

#	Notre Dame	G	A	PI	SH	+	-	#	Boston College	G	A	PI	SH	+	-
2	Tony Bretzman	0	0	0	0	-	1	2	Scott Savage	0	0	0	0	0	2
3	Jordan Gross	0	2	0	6	0	2	3	Luke McNinis	0	0	0	4	0	0
4	Dennis Gilbert	0	2	0	2	0	3	4	Michael Kim	0	0	0	3	1	2
5	Tory Dello	0	1	4	2	-	2	5	Casey Fitzgerald	0	3	2	1	+4	4
9	Dawson Cook	0	0	0	2	-	2	6	Michael Campoli	0	0	0	2	+3	3
10	Anders Bjork	1	1	2	3	0	0	7	Connor Moore	0	0	0	0	-2	0
11	Cal Burke	0	0	0	0	-	1	9	Austin Cangelosi	0	0	0	2	+2	2
12	Felix Holmberg	1	0	0	1	+1	0	10	Chris Brown	1	0	2	4	+1	0
15	Andrew Oglevie	2	0	0	5	-	1	11	Chris Calnan	2	0	0	4	+2	0
18	Jake Evans	0	2	0	4	-	1	12	Mike Booth	0	0	0	2	-2	1
19	Mike O'Leary	0	2	0	0	0	0	14	Zach Walker	0	0	0	0	-1	0
21	Joe Wegwerth	0	0	0	2	0	0	15	JD Dudek	0	1	0	0	0	1
22	Andrew Peeke	0	0	0	3	-	3	17	David Cotton	0	2	2	+3	0	0
24	Luke Ripley	0	0	0	0	0	0	18	Colin White	1	1	2	2	0	1
25	Dylan Malmquist	0	0	0	1	+1	0	19	Ryan Fitzgerald	1	0	9	+1	0	0
26	Cam Morrison	0	0	0	2	0	0	21	Matthew Gaudre	0	1	2	4	-2	0
28	Jack Jenkins	0	0	0	4	-	3	26	Julius Mattila	1	1	0	2	+1	0
29	Bo Brauer	0	0	0	0	0	0	27	Graham McPhee	0	0	0	3	-1	0
31	Calie Morris	dnp						29	Jan Hnilos	dnp					
32	Chad Katanar	dnp						33	Ryan Edquist	dnp					
Totals		4	8	8	33	-12	14	Totals		6	11	10	44	+9	17

GOALTENDERS

#	Notre Dame	Dec	Min	GA	1	2	3	Saves	#	Boston College	Dec	Min	GA	1	2	3	Saves
40	Cal Petersen	L	58:48	5	12	15	11	38	31	Joe Woll	W	60:00	4	7	13	9	29
	EMPTY NET							0									0

PENALTY SUMMARY

Prd	Player	Team	MinOffense	Time	Prd	Player	Team	MinOffense	Time	
2nd	Tory Dello	ND	2:Hooking	07:36	PP	3rd	Casey Fitzgerald	BC	2:Hooking	10:48
2nd	Chris Brown	BC	2:Hooking	12:31	PP	3rd	Anders Bjork	ND	2:Holding The Stick	10:48
2nd	Tory Dello	ND	2:Tripping	15:20	PP	3rd	Matthew Gaudre	BC	2:Hooking	16:44
3rd	David Cotton	BC	2:High Sticking	02:13	PP	3rd	Colin White	BC	2:Elbowing	18:26
3rd	Mike O'Leary	ND	2:Tripping	10:21	PP					

Win-Joe Woll (13-8-1). Loss-Cal Petersen (14-9-3).
 Notre Dame timeout at 13:43 in the third period.
 Sellout crowd (7884).

Referee's signature

Hockey Game Box Score (Final)
#12 Vermont vs #17 Notre Dame (Feb 03, 2017 at Notre Dame, Ind.)

Vermont (16-8-3, 8-5-2 HEA) vs. Notre Dame (14-9-4, 7-5-3 HEA)
 Date: Feb 03, 2017 • Location: Notre Dame, Ind. • Arena: Compton Family Arena
 Attendance: 4520 • Start time: 7:40 PM • End time: 10:13 PM • Total time: 2:33

Prd	Time	Team	Scored by	Assists	Vis. on ice	Home on ice	Goals by Period
1	1st 05:59	ND	EV Andrew Oglevie/15	Tory Dello/7	26,37,34,25,21	15,6,28,25,4	Team 1 2 3 OT Tot UNH 0 1 3 0 4 ND 2 0 2 0 4
2	1st 16:34	ND	EV Bo Brauer/3	Mike O'Leary/1	20,16,34,9,26	29,19,22,3,12	Shots by Period Team 1 2 3 OT Tot UNH 12 17 12 6 47 ND 10 9 14 1 34
3	2nd 17:50	UNH	EV Brian Bowen/7	Andrew Peeke/8	9,28,15,3,10	19,12,9,3,24	Power Play Goals-Att (SH) Prd UNH ND 1st 0-2(3) 0-1(2) 2nd 0-1(3) 0-2(4) 3rd 1-2(3) 1-2(8) OT 0-0(0) 0-0(0) Total 1-5(9) 1-5(14)
3	2nd 00:30	UNH	PP Rob Hamilton/4	Anthony Petruzzi/4	5,21,17,37,9	18,22,23,28	Penalties-Minutes by Prd Prd UNH ND 1st 1-2 2-4 2nd 3-6 3-6 3rd 2-4 1-2 Total 6-12 6-12
5	3rd 01:52	UNH	EV Ross Colton/10	Mario Puskarch/9	37,15,21,25,3	25,22,3,18,28	Three stars: 1. Jake Evans 2. Ross Colton 3. Andrew Peeke
6	3rd 07:43	UNH	EV Brady Shaw/7	Cal Burke/6	22,26,10,15,28	3,11,18,22,29	Officials: Referee:Stephen McInchak Referee:Chris Federico Linesman:Robert Shintani Linesman:Ed Moberg
7	3rd 16:50	ND	EV Jake Evans/9	Jordan Gross/17	13,19,17,18,15	18,11,3,22,26	
8	3rd 18:47	ND	EX Cam Morrison/7	Jake Evans/19	21,20,18,5	26,18,22,3,15,11	

TEAM SUMMARY

#	Vermont	1	2	3	OT	Tot	+	-	#	Notre Dame	1	2	3	OT
---	---------	---	---	---	----	-----	---	---	---	------------	---	---	---	----



#2 Tony Bretzman

Jr. | F | Mendota Heights, Minnesota
Langley Rivermen (BCHL)

Career Highs

Goals: 1 (2x - vs. UConn 11/1/15)
Assists: 1 (2x - at UMass 12/3/16)
Points: 1 (4x - at UMass 12/3/16)
Multi-point games: n/a
Point Streak: n/a

2016-17 Notes

- Notched an assist in Notre Dame's 3-0 win at UMass (Dec. 3), which was his fourth game of the season.

Bretzman's Career Stats

Season	GP	G	A	Points	Shots	Shot%	Pen-Min	+/-	PPG	SHG	GWG
2014-15	17	1	1	2	8	.125	3-6	-2	0	0	1
2015-16	8	1	0	1	5	.200	2-4	+2	0	0	0
2016-17	11	0	1	1	6	.000	1-2	-1	0	0	0
TOTAL	36	2	2	4	19	.105	6-12	-1	0	0	1



#3 Jordan Gross

JR. | D | Maple Grove, Minnesota
Green Bay Gamblers (USHL)

2016-17 Notes

- Opened the season with a three-point game (1G, 2A) against Arizona State (Oct. 7), tying his career high mark in the 9-2 win.
- Gross has played 107 consecutive games to start his Notre Dame career.
- Notched the third period, game tying goal in Notre Dame's 3-3 tie with Penn State on Oct. 21 (also had an assist in that game).
- Notched a power-play goal in Notre Dame's 5-2 win at Northeastern (Nov. 12).
- Notched a career-high three assists in Notre Dame's 5-0 win over Alaska (Dec. 31) and then added a goal and an assist in the 4-0 game two win over the Nanooks (Jan. 1) for a five-point weekend.
- Had a pair of assists in Notre Dame's 6-4 loss at Boston College (Jan. 28).
- Scored the game winner in Notre

Dame's 4-1 win over Vermont (Feb. 4).

Career Highs

Goals: 2 (2x - vs. Northeastern 11/12/15)
Assists: 3 (vs. Alaska 12/31/16)
Points: 3 (2x - Arizona State 10/7/16)
Multi-point games: 20
Point Streak: 9 games
(Dec. 5 - Jan. 23, 2015; 3-8-11)

Gross's Career Stats

Season	GP	G	A	Points	Shots	Shot%	Pen-Min	+/-	PPG	SHG	GWG
2014-15	42	7	21	28	92	.076	7-14	+8	1	0	1
2015-16	37	9	22	31	113	.080	11-30	+15	2	0	1
2016-17	28	7	17	24	110	.064	6-12	+10	4	0	2
TOTAL	107	23	60	83	315	.073	24-56	+33	7	0	4



#4 Dennis Gilbert

So. | D | Buffalo, New York
Chicago Steel (USHL)

Career Highs

Goals: 1 (2x - at BC 12/10/15)
Assists: 2 (5x - at Boston College 1/28/17)
Points: 2 (6x - at Boston College 1/28/17)
Multi-point games: 6
Point Streak: 3 games
(Oct. 31 - Nov. 6, 2015; 0-4-4)

2016-17 Notes

- Tied a career high with two assists in Notre Dame's 6-2 win over UConn (Oct. 28).
- Then had a two-assist game in Notre Dame's next contest, a 5-2 win at Northeastern (Nov. 12).
- Also posted a two-assist game in in

Notre Dame's 6-4 loss at Boston College (Jan. 28).

Gilbert's Career Stats

Season	GP	G	A	Points	Shots	Shot%	Pen-Min	+/-	PPG	SHG	GWG
2015-16	37	2	8	10	54	.037	17-34	+5	1	0	1
2016-17	28	0	13	13	34	.000	9-18	+18	0	0	0
TOTAL	65	2	21	23	88	.023	26-52	+23	1	0	1



#6 Tory Dello

Rr. | D | Crystal Lake, Illinois
Tri-City Storm (USHL)

Career Highs

Goals: 1 (vs. UConn 10/27/16)
Assists: 2 (vs. Holy Cross 11/25/16)
Points: 2 (vs. Holy Cross 11/25/16)
Multi-point games: 1
Point Streak: 2 games
(Oct. 27-28, 2016; 1-1-2)


2016-17 Notes

- Registered his first career point in his first career game by notching an assist on Anders Bjork's game-winning, power-play goal against Arizona State (Oct. 7).

- Notched his first career goal in the 4-2 loss to UConn (Oct. 27).
- Had a career-high two assists in Notre Dame's 5-3 win over Holy Cross in the Shillelagh Tournament.

Dello's Career Stats

Season	GP	G	A	Points	Shots	Shot%	Pen-Min	+/-	PPG	SHG	GWG
2016-17	27	1	7	8	54	.019	19-57	+6	0	0	0
TOTAL	27	1	7	8	54	.019	19-57	+6	0	0	0



#8 Ben Ostlie

Sr. | F | Edina, Minnesota
Omaha Lancers (USHL)

Career Highs

Goals: 1 (2x - at PSU 10/17/15)
Assists: 1 (3x - vs. Western Michigan 1/8/16)
Points: 1 (5x - vs. Western Michigan 1/8/16)
Multi-point games: n/a

2016-17 Notes

Ostlie's Career Stats

Season	GP	G	A	Points	Shots	Shot%	Pen-Min	+/-	PPG	SHG	GWG
2013-14	12	0	0	0	10	.000	3-6	-3	0	0	0
2014-15	24	1	2	3	13	.077	2-4	0	0	0	0
2015-16	27	1	1	2	17	.059	2-4	-5	0	0	0
2016-17	18	0	0	0	6	.000	4-8	-1	0	0	0
TOTAL	81	2	3	5	46	.043	11-22	-9	0	0	0



#9 Dawson Cook

Jr. | F | Cadillac, Michigan
Green Bay Gamblers (USHL)

Career Highs

Goals: 1 (5x - vs. UMass Lowell 11/18/16)
Assists: 1 (5x - vs. Vermont 2/4/17)
Points: 1 (10x -vs. Vermont 2/4/17)
Multi-point games: n/a
Point Streak: 2 games
(Nov. 28 - Dec. 4, 2015)

2016-17 Notes

- Scored in Notre Dame's 4-1 win over then No. 4/5 UMass Lowell (Nov. 18).

Cook's Career Stats

Season	GP	G	A	Points	Shots	Shot%	Pen-Min	+/-	PPG	SHG	GWG
2014-15	35	1	1	2	11	.091	4-8	-6	0	0	0
2015-16	32	3	1	4	16	.188	2-4	-2	0	0	1
2016-17	27	1	3	4	31	.032	4-8	+3	0	0	0
TOTAL	94	5	5	10	58	.086	10-20	-5	0	0	1



#10 Anders Bjork

Jr. | F | Mequon, Wisconsin
U.S. National U-18 Team

Career Highs

Goals: 2 (6x - vs. BC 12/10/16)
Assists: 2 (14x - vs. Alaska 12/31/16)
Points: 4 (2x - vs. UConn 10/28/16)
Multi-point games: 22
Point Streak: 10 games
(Nov. 28 - Jan. 23, 2016; 7-8-15)

2016-17 Notes

- Opened the season by scoring two goals and adding an assist in Notre Dame's 9-2 win over Arizona State (Oct. 7).
- The next night against the Sun Devils, posted a career-high four points on two goals and two assists.
- Had the game-winning goal on both wins over Arizona State and was named the Hockey East Player of the Week for his seven-point weekend (Oct. 10).
- Scored a highlight reel goal at Minnesota Duluth (Oct. 14) when he beat the defense and finished with a high wrist shot for his fifth goal of the season.
- Had a pair of assists in Notre Dame's 3-1 win at No. 4 Minnesota Duluth (Oct. 15).
- Posted his second four-point game of the season in Notre Dame's 6-2 win over

- UConn (Oct. 28), including two goals and two assists.
- Finished October with 16 points (7-9-17) and was named the Hockey East Player of the Month.
 - Had a goal and two assists to lead Notre Dame past Holy Cross, 5-3, in the opening round of the Shillelagh Tournament (Nov. 25).
 - Had two third-period goals in Notre Dame's 5-4 loss at UMass (Dec. 2).
 - Scored two goals, including the shorthanded game-winning tally, in Notre Dame's comeback win, 3-2, over then No. 3/4 Boston College (Dec. 10).
 - Was named the Hockey East Player of the Week on Dec. 12 following his performance against the Eagles.
 - Notched two assists in Notre Dame's 5-0 win over Alaska (Dec. 31) and then added a goal and an assist in the 4-0 game two win over the Nanooks (Jan. 1) for a four-point weekend.
 - Scored the third period game winner in Notre Dame's 2-1 win at Merrimack (Jan. 13).
 - Bjork's five game-winning goals are the most by a Notre Dame player since 2010-11, when Anders Leed had seven.
 - Bjork reached the 25-point plateau in his 15th game of the season, the fastest a Notre Dame player has reached 25 points under Head Coach Jeff Jackson.
 - Had a goal and an assist in Notre Dame's 6-4 loss at Boston College (Jan. 28).
 - Missed game one (Feb. 3) of the Vermont series due to illness, but returned to the lineup for game two (Feb. 4).
 - Named one of five finalists for the 2017 Hockey Humanitarian Award (Feb. 2).

Bjork's Career Stats

Season	GP	G	A	Points	Shots	Shot%	Pen-Min	+/-	PPG	SHG	GWG
2014-15	41	7	15	22	74	.095	7-14	-3	1	1	0
2015-16	35	12	23	35	92	.130	4-8	+28	3	0	0
2016-17	27	16	22	38	97	.165	5-10	+15	3	1	5
TOTAL	103	35	60	95	263	.133	16-32	+40	7	2	5



#11 Cal Burke

Fr. | F | Boxborough, Massachusetts
Cedar Rapids RoughRiders (USHL)

Career Highs

Goals: 1 (2 x - vs. Vermont 2/4/17)
Assists: 2 (vs. UMass Lowell 11/18/16)
Points: 2 (vs. UMass Lowell 11/18/16)
Multi-point games: 1
Point Streak: 2 games
(Feb. 3 - pres.)

2016-17 Notes

- Opened his Irish career by notching an assist in the first game of the season, a 9-2 win over Arizona State (Oct. 7).
- Posted his first career multi-point game with two assists in Notre Dame's 4-1 win

over UMass Lowell (Nov. 18).

- Scored his first career goal in Notre Dame's 5-0 win over Alaska (Dec. 31).
- Scored the empty net tally to seal Notre Dame's 4-1 win over Vermont (Feb. 4).

Burke's Career Stats

Season	GP	G	A	Points	Shots	Shot%	Pen-Min	+/-	PPG	SHG	GWG
2016-17	28	2	6	8	50	.040	4-8	+1	0	0	0
TOTAL	28	2	6	8	50	.040	4-8	+1	0	0	0



#12 Felix Holmberg

Fr. | F | Stockholm, Sweden
AIK J20 (SuperElit)

2016-17 Notes

- Made his Irish debut in Notre Dame's 9-2 season-opening victory over Arizona State (Oct. 7)
- Holmberg is the fifth European to play for the Irish and the third from Stockholm, Sweden (Calle Ridderwall was the last from 2077-11).
- Battled an illness during the middle of the season and then returned to the lineup against New Hampshire (1/20/17).
- Scored his first career goal in Notre Dame's 6-4 loss at Boston College (Jan. 28).

Career Highs

Goals: 1 (at Boston College 1/28/17)
Assists: --
Points: 1 (at Boston College 1/28/17)
Multi-point games: --
Point Streak: --

Holmberg's Career Stats

Season	GP	G	A	Points	Shots	Shot%	Pen-Min	+/-	PPG	SHG	GWG
2016-17	12	1	0	1	7	.143	1-2	+1	0	0	0
TOTAL	12	1	0	1	7	.143	1-2	+1	0	0	0



#15 Andrew Oglevie

So. | F | Fullerton, California
Cedar Rapids RoughRiders

Career Highs

Goals: 2 (2X - at Boston College 1/28/17)
Assists: 2 (5x - vs. New Hampshire 1/21/17)
Points: 3 (3x - at Northeastern 11/12/16)
Multi-point games: 9
Point Streak: 8 games
(Jan. 7 - pres.)


2016-17 Notes

- Opened the season by tying his career-high point total with three (1G, 2A) in Notre Dame’s season-opening 92 win over Arizona State.
- Had a power-play goal and an assist in Notre Dame’s 4-3 loss at #4 Minnesota Duluth (Oct. 14).
- Added a power-play goal in Notre Dame’s 3-1 win at Minnesota Duluth (Oct. 15).
- Had a goal and two assists in Notre Dame’s 5-2 win at Northeastern (Nov. 12).
- Scored the first (and game-winning) goal in Notre Dame’s 3-0 win at UMass (Dec. 3).
- Scored the game-tying goal in Notre Dame’s 3-2 comeback win over then No. 3/4 Boston College (Dec. 10).
- Had a power-play goal to put the Irish up 3-0 in Notre Dame’s 5-0 win over Alaska (Dec. 31).
- Scored the game-tying goal in Notre

- Dame’s 2-1 win at Merrimack (Jan. 13).
- Had a goal and an assist in Notre Dame’s 4-2 loss at Merrimack (Jan. 14).
- Had a goal and an assist in Notre Dame’s 3-0 win over New Hampshire (Jan. 21).
- Had two goals, including his first career shorthanded goal, in Had a pair of assists in Notre Dame’s 6-4 loss at Boston College (Jan. 28).
- Had a goal in each game against the Catamounts (Feb. 3-4, 2017), helping lead the Irish to a 1-0-1 weekend.

Oglevie’s Career Stats

Season	GP	G	A	Points	Shots	Shot%	Pen-Min	+/-	PPG	SHG	GWG
2015-16	31	5	4	9	59	.085	4-8	+9	0	0	2
2016-17	28	16	15	31	97	.165	4-8	+11	4	1	1
TOTAL	59	21	19	40	156	.135	8-16	+20	4	1	3



#16 Connor Hurley

Jr. | F | Edina, Minnesota
Green Bay Gamblers (USHL)

Career Highs

Goals: 1 (11x - vs. UConn 10/28/16)
Assists: 3 (vs. UConn 11/1/15)
Points: 3 (2x - vs. Arizona State 10/8/16)
Multi-point games: 12
Point Streak: 3 games
(Oct. 18-25, 2014; 1-4-5)

2016-17 Notes

- Opened the season with a two assist game against Arizona State (Oct. 7).
- Followed with a goal and an two assists in game two versus the Sun Devils (Oct.

- 8), tying his career high with three points in the game.
- Had a goal and an assist in Notre Dame’s 6-2 win over UConn (Oct. 28).
- Scored the opening goal and added an assist in Notre Dame’s 5-3 win over Holy Cross in the Shillelagh Tournament (Nov. 25).
- Will miss the remainder of the season (undisclosed).

Hurley’s Career Stats

Season	GP	G	A	Points	Shots	Shot%	Pen-Min	+/-	PPG	SHG	GWG
2014-15	41	4	10	14	59	.068	3-6	+5	0	0	1
2015-16	36	6	12	18	56	.107	5-10	+7	2	0	0
2016-17	21	4	12	16	26	.154	11-22	+5	0	0	1
TOTAL	98	14	34	48	141	.099	19-38	+17	2	0	2



#17 Peter Mark

Jr. | D | Minneapolis, Minn.
Saint Thomas Academy

Career Highs

Goals: --
Assists: --
Points: --
Multi-point games: --
Point Streak: --

2016-17 Notes

- Joined the Irish for the 2016-17 season after playing the previous two seasons with Notre Dame's club team.

Mark's Career Stats



#18 Jake Evans

Jr. | F | Toronto, Ontario
St. Michael's Buzzers (OJHL)

Career Highs

Goals: 2 (2x - at UMass 12/3/16)
Assists: 3 (2x - vs. Minnesota 11/6/15)
Points: 3 (5x - at Northeastern 11/12/16)
Multi-point games: 18
Point Streak: 7 games
(Dec. 2-pres; 4-4-8)

2016-17 Notes

- Had a two assist game at No. 4 Minnesota Duluth (Oct. 14).
- Scored his first career shorthanded goal in Notre Dame's 3-3 overtime tie with Penn State (Oct. 21).
- Had a goal and two assists in Notre Dame's 5-2 win at Northeastern (Nov. 12).
- Scored the second and third (empty net) goals in Notre Dame's 3-0 win at UMass (Dec. 3).
- Had a goal and an assist in Notre Dame's 3-0 win over New Hampshire (Jan. 21).
- Had a pair of assists in Notre Dame's 6-4 loss at Boston College (Jan. 28).
- Had a goal and an assist over the final 3:10 of the third period in Notre Dame's comeback tie over #12 Vermont (Feb. 3).

Evans' Career Stats

Season	GP	G	A	Points	Shots	Shot%	Pen-Min	+/-	PPG	SHG	GWG
2014-15	41	7	10	17	63	.111	11-22	+4	1	0	1
2015-16	37	8	25	33	55	.145	9-29	+15	4	0	1
2016-17	28	9	20	29	77	.117	12-35	+12	1	1	0
TOTAL	106	24	55	79	195	.123	32-86	+31	6	1	2



#19 Mike O'Leary

Fr. | F | Halifax, Nova Scotia
 Dubuque Fighting Saints (USHL)

Career Highs

Goals: 1 (vs. Vermont 2/4/17)
 Assists: 1 (vs. Vermont 2/3/17)
 Points: 1 (2 x - vs. Vermont 2/4/17)
 Multi-point games: --

2016-17 Notes

- Made his Notre Dame Debut on Oct. 7 versus Arizona State.
- Had the primary assist on Bo Brauer's first period goal in the 4-4 overtime tie with Vermont, marking his first career point.
- Scored his first career goal against Vermont (Feb. 4), giving the Irish a 3-1

lead in an eventual 4-1 victory.

O'Leary's Career Stats

Season	GP	G	A	Points	Shots	Shot%	Pen-Min	+/-	PPG	SHG	GWG
2016-17	25	1	1	2	12	.083	10-28	+4	0	0	0
TOTAL	25	1	1	2	12	.083	10-28	+4	0	0	0



#21 Joe Wegwerth

So. | F | Brewster, New York
 Cedar Rapids RoughRiders

Career Highs

Goals: 2 (vs. Penn State 10/22/16)
 Assists: 1 (7x - vs. Alaska 1/11/17)
 Points: 2 (vs. Penn State 10/22/16)
 Multi-point games: 1
 Point Streak: 2 games
 (Nov. 28 - Dec. 4, 2015)

2016-17 Notes

- Posted his first career two-goal game against Penn State (Oct. 22), when he scored a pair of power-play goals.
- Added a power-play goal in Notre Dame's 6-2 win over UConn (Oct. 28).
- Scored the third goal in Notre Dame's 3-1 win over Michigan Tech (Jan. 6).
- Scored the third period, game-tying goal in the 2-2 overtime tie versus New Hampshire (1/20/17).
- Injured in the first game of the Vermont series and has been sidelined indefinitely (lower body injury).

Wegwerth's Career Stats

Season	GP	G	A	Points	Shots	Shot%	Pen-Min	+/-	PPG	SHG	GWG
2015-16	30	1	3	4	29	.034	9-18	-4	0	0	0
2016-17	26	6	4	10	46	.130	7-14	+1	3	0	0
TOTAL	56	7	7	14	75	.093	16-32	-3	3	0	0



#22 Andrew Peeke

Fr. | D | Parkland, Florida
Green Bay Gamblers (USHL)

Career Highs

Goals: 1 (at Northeastern 11/12/16)
Assists: 2 (2 x - vs. Vermont 2/3/17)
Points: 2 (4x - vs. Vermont 2/3/17)
Multi-point games: 4
Point Streak: 3 games
(Jan. 1 - Jan. 7, 2017)

2016-17 Notes

- Made his Notre Dame Debut on Oct. 7 versus Arizona State.
- Notched his first career point with an assist in Notre Dame’s 6-2 win over UConn (Oct. 28).
- Scored his first career goal in Notre Dame’s 5-2 win at Northeastern (Nov. 12).
- Had the game-winning goal and added an assist for his first career multi-point game in Notre Dame’s 4-1 win over then fifth-ranked UMass Lowell (Nov. 18).
- Notched a goal and an assist in the third period of Notre Dame’s 5-4 loss at UMass (Dec. 2).
- Posted a career-high two assists in Notre Dame’s loss to Michigan Tech (Jan. 7).
- Scored the the second goal in Notre

Dame’s 3-0 win over new Hampshire (Jan. 21).

- Notched a pair of assists in Notre Dame’s 4-4 comeback tie versus Vermont (Feb. 3).

Peeke’s Career Stats

Season	GP	G	A	Points	Shots	Shot%	Pen-Min	+/-	PPG	SHG	GWG
2016-17	28	4	9	13	42	.095	5-10	+10	0	0	1
TOTAL	28	4	9	13	42	.095	5-10	+10	0	0	1



#23 Luke Novak

Fr. | F | Waukesha, Wis.
New Jersey Hitmen (USPHL)

Career Highs

Goals: --
Assists: --
Points: --
Multi-point games: --
Point Streak: --

2016-17 Notes

Novak’s Career Stats



#24 Luke Ripley

Jr. | D | Kitimat, British Columbia
Powell River Kings (BCHL)

Career Highs

Goals: 1 (3x - vs. Northeastern 3/12/16)
Assists: 1 (12x - at Providence 2/19/16)
Points: 1 (15x - vs. Northeastern 3/12/16)
Multi-point games: n/a
Point Streak: 3 games
(Jan. 31-Feb. 7, 2015; 0-3-3)

2016-17 Notes

Ripley's Career Stats

Season	GP	G	A	Points	Shots	Shot%	Pen-Min	+/-	PPG	SHG	GWG
2014-15	42	2	6	8	32	.062	15-30	+4	0	0	1
2015-16	37	1	6	7	40	.025	18-47	+12	0	0	0
2016-17	26	0	0	0	19	.000	15-30	-3	0	0	0
TOTAL	105	3	12	15	91	.033	48-107	+13	0	0	1



#25 Dylan Malmquist

So. | F | Edina, Minnesota
Edina HS

Career Highs

Goals: 2 (2x - vs. Alaska 12/31/16)
Assists: 2 (4x - vs. Alaska 1/1/17)
Points: 3 (3x - at Minnesota Duluth 10/15/16)
Multi-point games: 7
Point Streak: 2 games
(six times, active streak)

2016-17 Notes

- Had a five-point opening series versus Arizona State, including a goal and an assist in game one (Oct. 7) and a goal and two assists in game two (Oct. 8).
- Had a goal and two assists to lead the Irish to a 3-1 win at fourth-ranked Minnesota Duluth (Oct. 15).
- Notched two goals, including the game winner, in Notre Dame's 5-0 win over Alaska (Dec. 31) and then added two assists in the 4-0 game two win over the Nanooks (Jan. 1) for a four-point weekend.
- Scored the game winner in Notre Dame's 3-0 win over New Hampshire (Jan. 21).

Malmquist's Career Stats

Season	GP	G	A	Points	Shots	Shot%	Pen-Min	+/-	PPG	SHG	GWG
2015-16	36	11	6	17	59	.186	7-25	+9	2	0	2
2016-17	28	6	13	19	50	.120	9-18	+7	2	0	2
TOTAL	64	17	19	36	109	.156	16-43	+16	4	0	4



#26 Cam Morrison

Fr. | F | Aurora, Ontario
Youngstown Phantoms (USHL)

Career Highs

Goals: 1 (7x - vs. Vermont 2/3/17)
Assists: 2 (vs. Arizona State 10/7/16)
Points: 2 (4x - vs. Alaska 12/31/16)
Multi-point games: 4
Point Streak: 3 games
(Dec. 3 - Dec. 31, 2016; 1-3-4)

2016-17 Notes

- Posted two assists in his first career game, a 9-2 Notre Dame win over Arizona State (Oct. 7).
- Scored his first career goal and added an assist for a two point game in a 4-3

- Scored a goal in Notre Dame's 6-2 win over UConn (Oct. 28).
- Had the game-winning goal (first of his career) and added an assist in Notre Dame's 5-2 comeback win at Northeastern (Nov. 12).
- Notched a goal and an assist in Notre Dame's 5-0 win over Alaska (Dec. 31).
- Scored the game-tying goal with 1:13 to play in the third period in Notre Dame's 4-4 comeback tie versus Vermont (Feb. 3).

Morrison's Career Stats

Season	GP	G	A	Points	Shots	Shot%	Pen-Min	+/-	PPG	SHG	GWG
2016-17	28	7	8	15	56	.125	4-8	+5	3	0	1
TOTAL	28	7	8	15	56	.125	4-8	+5	3	0	1



#27 Bobby Nardella

So. | D | Rosemont, Illinois
Tri-City Storm (USHL)

Career Highs

Goals: 2 (vs. Arizona State 10/7/16)
Assists: 2 (4x - at New Hampshire 1/22/16)
Points: 3 (3x - at UMass 12/2/16)
Multi-point games: 7
Point Streak: 6 games
(Jan. 2-23; 2-10-12)

2016-17 Notes

- Opened the season with a career-high two goals in Notre Dame's 9-2 win over Arizona State (Oct. 7).
- Had a goal and two assists in the third period of Notre Dame's 5-4 loss at UMass (Dec. 2).
- Injured in the first game of the

Merrimack series and has been sidelined indefinitely (lower body injury).

Nardella's Career Stats

Season	GP	G	A	Points	Shots	Shot%	Pen-Min	+/-	PPG	SHG	GWG
2015-16	35	4	20	24	69	.058	9-18	+9	1	0	1
2016-17	22	5	10	15	62	.081	8-24	+7	3	0	0
TOTAL	57	9	30	39	131	.069	17-42	+16	4	0	1



#28 Jack Jenkins

So. | F | Lake Bluff, Illinois
 Fargo Force (USHL)

Career Highs

Goals: 1 (5x - vs. Michigan Tech 1/6/17)
 Assists: 1 (5x - vs. New Hampshire 1/20/17)
 Points: 1 (10x - vs. New Hampshire 1/20/17)
 Multi-point games: n/a
 Point Streak: 2 games
 (Feb. 12-13, 2016; 1-1-2)

2016-17 Notes

- Notched his first goal of the season in Notre Dame's 6-2 win over UConn (Oct. 28).
- Scored the game winner in Notre Dame's 4-0 win over Alaska (Jan. 1), his

second career game winner.

- Then scored the game winner in Notre Dame's next game, a 3-1 victory over Michigan Tech (Jan. 6).
- Assisted on Anders Bjork's third period game winner in Notre Dame's 2-1 victory at Merrimack (Jan. 13).

Jenkins' Career Stats

Season	GP	G	A	Points	Shots	Shot%	Pen-Min	+/-	PPG	SHG	GWG
2015-16	28	2	2	4	28	.071	1-2	-1	0	0	1
2016-17	24	3	3	6	58	.052	1-2	-4	0	0	2
TOTAL	52	5	5	10	86	.058	2-4	-5	0	0	3



#29 Bo Brauer

Jr. | F | Edina, Minnesota
 Naniamo Clippers (BCHL)

Career Highs

Goals: 2 (vs. Arizona State 10/7/16)
 Assists: n/a
 Points: 2 (vs. Arizona State 10/7/16)
 Multi-point games: 1
 Point Streak: n/a

2016-17 Notes

- Scored the first two goals of his career in Notre Dame's season-opening 9-2 win over Arizona State (Oct. 7).
- Scored Notre Dame's second goal in the 4-4 overtime tie with Vermont (Feb. 3).

Brauer's Career Stats

Season	GP	G	A	Points	Shots	Shot%	Pen-Min	+/-	PPG	SHG	GWG
2014-15	2	0	0	0	1	.000	1-2	0	0	0	0
2015-16	1	0	0	0	-	-	0-0	0	0	0	0
2016-17	14	3	0	3	8	.375	2-12	+1	1	0	0
TOTAL	17	3	0	3	-	-	3-14	+1	1	0	0



#32 Cale Morris

Fr. | G | Larkspur, Colorado
Waterloo Black Hawks (USHL)

Career Highs

Saves: 7 (vs. Arizona State 10/7/16)

Goals Against: 1

Shutouts: n/a

2016-17 Notes

- Made his first career appearance in Notre Dame's season-opening 9-2 win over Arizona State (Oct. 7) when he played the third period.

Morris' Career Stats

Goalie	GP-GS	Minutes	GA	GAAvg	Saves	Save%	W	L	T	Sho	PPG	SHG
2016-17	1-0	19:43	1	3.04	7	.875	0	0	0	0.0	0	0
TOTAL	1-0	19:43	1	3.04	7	.875	0	0	0	0.0	0	0

Cale Morris 2016-17 Game-by-Game

Date	Opponent	Score	Minutes	GA	GAAvg	Saves	Save%	W	L	T	PP	SH	EN	PN	SO
Oct 07, 2016	ARIZONA STATE	9-2	19:43	1	3.04	7	.875	0	0	0	0	0	0	0	0
Totals			19:43	1	3.04	7	.875	0	0	0	0	0	0	0	0



#33 Chad Katunar

Sr. | G | Victoria, British Columbia
Penticton Veeps (BCHL)

Career Highs

Saves:

- 35 (vs. Union 11/28/14)

Assists: n/a

Goals Against: 5 (at UMass 12/5/14)

Shutouts: n/a

2016-17 Notes

- Along with Andy Ryan, one of the team's two representatives on the Student-Athlete Advisory Committee.
- Made his season debut by playing the final 6:08 of Notre Dame's 4-1 loss to eighth-ranked Harvard (Nov. 27), turning aside all three shots he faced.

Katunar's Career Stats

Goalie	GP-GS	Minutes	GA	GAAvg	Saves	Save%	W	L	T	Sho	PPG	SHG
2013-14	5-3	178:03	7	2.36	52	.881	2	1	0	0.0	2	0
2014-15	15-11	737:08	37	3.01	329	.899	5	3	2	0.0	8	2
2015-16	2-0	13:37	0	0.00	4	1.000	0	0	0	0.0	0	0
TOTAL	22-14	928:48	44	2.84	385	.897	7	4	2	0.0	10	2



#40 Cal Petersen

Jr. | G | Waterloo, Iowa
Waterloo Black Hawks (USHL)

Career Highs

Saves:

- 87 (L, 4-3 in 5 OT vs. UMass 3/6/15)*
- 55 (W, 3-1 vs. BC 2/28/15)
- 49 (T, 1-1 at Denver 1/1/16)
- 44 (W, 3-2 at BU 2/21/15)
- * - *NCAA Record*

Assists: 1 (vs. Vermont 2/4/16)

Goals Against: 6

- at UMass Lowell (3/15/15)
- vs. Northeastern (3/12/16)

Shutouts: 9

1. vs. Niagara | 10/25/14 (23 saves)
2. at UMass | 12/6/14 (14 saves)
3. vs. Providence College | 2/13/15 (38 saves)
4. vs. UMass | 3/8/15 (23 saves)
5. vs. Boston University | 2/27/16 (39 saves)
6. vs. Northeastern | 11/13/16
(16 saves in a two-period game)
7. at UMass | 12/3/16 (22 saves)
8. vs. Alaska | 12/31/16 (34 saves)
9. vs. Alaska | 1/1/17 (21 saves)
10. vs. New Hampshire | 1/21/17 (31 saves)

2016-17 Notes

- Stopped 27 of the 28 shots he faced in Notre Dame's 3-1 win at fourth-ranked Minnesota Duluth (Oct. 15).
- Made 29 saves in Notre Dame's 3-3 overtime tie with Penn State (Oct. 21).
- Stopped all 16 shots he faced in Notre Dame's two period tie with Northeastern (Nov. 13) to record his sixth career shutout.
- Made a then season-high 31 saves against UMass Lowell (Nov. 17).
- Stopped all 22 shots he faced to post his second shutout of the season and the seventh of his career in Notre Dame's 3-0 win at UMass (Dec. 3).

- Made a season-high 34 saves in Notre Dame's 5-0 win over Alaska for his eighth-career shutout (Dec. 31).
- Followed that up by stopping all 21 shots he faced in game two versus Alaska (Jan. 1) for his first career back-to-back shutouts.
- Named the Hockey East Co-Defensive Player of the Week following the shutouts against the Nanooks (Jan. 2).
- From Dec. 10 - Jan. 6, Petersen went 207:10 without allowing a goal, which is the second longest shutout streak in program history.
- Stopped 21 of the 22 shots he faced in Notre Dame's 2-1 win at Merrimack (Jan. 13).
- Stopped all 31 shots he faced in Notre Dame's 3-0 win over New Hampshire (Jan. 21).
- Stopped 31 of the 32 shots he faced in Notre Dame's 4- win over Vermont and recorded his first career assist on Cal Burke's empty net goal.

Cal Petersen 2016-17 Game-by-Game

Date	Opponent	Score	Minutes	GA	GAAvg	Saves	Save%	W	L	T	PP	SH	EN	PN	SO
Oct 07, 2016	ARIZONA STATE	9-2	39:41	1	1.51	10	.909	1	0	0	0	0	0	0	0
Oct 08, 2016	ARIZONA STATE	4-2	59:34	2	1.81	23	.917	2	0	0	1	0	0	0	0
Oct 14, 2016	at Minnesota Duluth	3-4	58:26	4	2.66	28	.897	2	1	0	1	0	0	0	0
Oct 15, 2016	at Minnesota Duluth	3-1	59:25	1	2.21	27	.917	3	1	0	0	0	0	0	0
Oct 21, 2016	PENN STATE	3-3	64:39	3	2.34	29	.914	3	1	1	1	0	0	0	0
Oct 22, 2016	PENN STATE	2-3	61:17	3	2.45	30	.913	3	2	1	0	0	0	0	0
Oct 27, 2016	UCONN	2-4	59:21	3	2.53	21	.908	3	3	1	1	0	0	0	0
Oct 28, 2016	UCONN	6-2	60:00	2	2.47	30	.912	4	3	1	1	0	0	0	0
Nov 12, 2016	at Northeastern	5-2	60:00	2	2.41	23	.913	5	3	1	2	0	0	0	0
Nov 13, 2016	at Northeastern	0-0	39:52	0	2.24	16	.919	5	3	2	0	0	0	0	0
Nov 17, 2016	UMASS LOWELL	1-4	59:50	3	2.31	31	.918	5	4	2	0	0	0	0	0
Nov 18, 2016	UMASS LOWELL	4-1	60:00	1	2.20	21	.920	6	4	2	0	0	0	0	0
Nov 25, 2016	HOLY CROSS	5-3	59:49	3	2.26	17	.916	7	4	2	1	0	0	0	0
Nov 26, 2016	CLARKSON	0-2	59:23	2	2.25	25	.917	7	5	2	0	0	0	0	0
Dec 2, 2016	at Massachusetts	4-5	59:28	5	2.44	19	.909	7	6	2	3	0	0	0	0
Dec 3, 2016	at Massachusetts	3-0	59:56	0	2.28	22	.914	8	6	2	0	0	0	0	0
Dec 10, 2016	BOSTON COLLEGE	3-2	60:00	2	2.26	15	.913	9	6	2	2	0	0	0	0
Dec 31, 2016	ALASKA	5-0	60:00	0	2.13	34	.919	10	6	2	0	0	0	0	0
Jan 01, 2017	ALASKA	4-0	59:56	0	2.02	21	.923	11	6	2	0	0	0	0	0
Jan 06, 2017	MICHIGAN TECH	3-1	60:00	1	1.96	27	.925	12	6	2	1	0	0	0	0
Jan 07, 2017	MICHIGAN TECH	2-4	59:47	4	2.06	30	.922	12	7	2	0	0	0	0	0
Jan 13, 2017	at Merrimack	2-1	60:00	1	2.01	21	.924	13	7	2	1	0	0	0	0
Jan 14, 2017	at Merrimack	2-4	58:23	3	2.06	24	.922	13	8	2	1	0	0	0	0
Jan 20, 2017	NEW HAMPSHIRE	2-2	64:49	2	2.05	26	.922	13	8	3	1	0	0	0	0
Jan 21, 2017	NEW HAMPSHIRE	3-0	60:00	0	1.97	31	.926	14	8	3	0	0	0	0	0
Jan 28, 2017	at Boston College	4-6	58:48	5	2.09	38	.923	14	9	3	0	0	0	0	0
Feb 03, 2017	VERMONT	4-4	64:48	4	2.15	43	.923	14	9	4	1	0	0	0	0
Feb 04, 2017	VERMONT	4-1	60:00	1	2.11	31	.925	15	9	4	0	0	0	0	0
Totals			1647:12	58	2.11	713	.925	15	9	4	18	0	0	0	0

Petersen's Career Stats

Goalie	GP-GS	Minutes	GA	GAAvg	Saves	Save%	W	L	T	Sho	PPG	SHG
2014-15	33-31	1891:36	79	2.51	892	.919	13	16	3	4.0	19	2
2015-16	37-37	2231:52	82	2.20	1049	.927	19	11	7	1.0	22	0
2016-17	28-28	1647:12	58	2.11	713	.925	15	9	4	5.0	18	0
TOTAL	98-96	5770:40	219	2.28	2654	.924	47	36	14	10.0	59	2

Notre Dame's Career Goaltending Records

Goals-Against Average

1. Jordan Pearce (2005-09)	1.98
2. Steven Summerhays (2010-14)	2.19
3. Cal Petersen (2014-)	2.28
4. David Brown (2003-07)	2.32
5. Mike Johnson (2009-13)	2.62
6. Morgan Cey (2001-05)	2.79

Save Percentage

1. Cal Petersen (2014-)	.924
2. Jordan Pearce (2005-09)	.918
3. David Brown (2003-07)	.916
4. Steven Summerhays (2010-14)	.914
5. Morgan Cey (2001-05)	.912
6. Mike Johnson (2009-13)	.901

Saves

1. Lance Madson (1986-90)	3,519
2. Morgan Cey (2001-05)	3,146
3. Matt Eisler (1994-98)	2,892
4. Dick Tomasoni (1968-72)	2,756

Minutes Played

5. Lee Moher (1974-78)	2,730
6. David Brown (2003-07)	2,662
7. Cal Petersen (2014-)	2,654
8. Dave Laurion (1978-82)	2,600
9. Bob McNamara (1979-83)	2,577
10. Mark Kronholm (1970-74)	2,566

Minutes Played

1. Lance Madson (1986-90)	6,900:19
2. Morgan Cey (2001-05)	6,465:04
3. David Brown (2003-07)	6,326:14
4. Matt Eisler (1994-98)	6,276:30
5. Steven Summerhays (2010-14)	5,910:45
6. Cal Petersen (2014-)	5,770:40
7. Greg Louder (1990-94)	5,521:56
8. Jordan Pearce (2005-09)	5,506:02
9. Dave Laurion (1978-82)	5,485:00
10. Mike Johnson (2009-13)	5,390:42

Games Played

1. Lance Madson (1986-90)	115
2. Morgan Cey (2001-05)	112
3. David Brown (2003-07)	111
3. Matt Eisler (1994-98)	111
5. Steven Summerhays (2010-14)	106
6. Greg Louder (1990-94)	103
7. Mike Johnson (2009-13)	99
8. Cal Petersen (2014-)	98
9. Jordan Pearce (2005-09)	94
10. Dave Laurion (1978-82)	91

Shutouts

1. Steven Summerhays (2010-14)	13
2. David Brown (2003-07)	12
2. Jordan Pearce (2005-09)	12
4. Cal Petersen (2014-)	10
5. Morgan Cey (2001-05)	6
6. Mark Kronholm (1970-74)	4

Notre Dame's Single-Season Goaltending Records

Goals-Against Average

1. David Brown (2006-07)	1.58
2. Jordan Pearce (2008-09)	1.68
3. Steven Summerhays (2012-13)	2.01
Steven Summerhays (2013-14)	2.01
5. Jordan Pearce (2007-08)	2.04
6. Cal Petersen (2015-16)	2.20
7. David Brown (2003-04)	2.32

Save Percentage

1. Jordan Pearce (2008-09)	.9312
2. David Brown (2006-07)	.9305
3. Cal Petersen (2015-16)	.927
4. David Brown (2003-04)	.925
5. Morgan Cey (2003-04)	.924

Saves

1. Lance Madson (1988-89)	1,288
2. Mark Kronholm (1973-74)	1,113
3. Morgan Cey (2002-03)	1,054
4. Cal Petersen (2015-16)	1,049
5. Mark Kronholm (1972-73)	980
6. Lance Madson (1989-90)	968
7. Greg Louder (1990-91)	935
8. Morgan Cey (2001-02)	927
9. Jordan Pearce (2007-08)	925
10. Steven Summerhays (2013-14)	912

Percent of Team Minutes Played

1. Cal Petersen (2015-16)	98.6%
2. Greg Louder (1990-91)	98.3%
3. Morgan Cey (2002-03)	97.9%
4. Jordan Pearce (2008-09)	96.2%

Minutes Played

1. Jordan Pearce (2007-08)	2,558
2. David Brown (2006-07)	2,390
3. Jordan Pearce (2008-09)	2,326
4. Steven Summerhays (2013-14)	2,234
5. Cal Petersen (2015-16)	2,231
6. Lance Madson (1988-89)	2,213
7. Forrest Karr (1998-99)	2,161
8. Morgan Cey (2002-03)	2,136
9. Mike Johnson (2010-11)	2,087
10. Steven Summerhays (2012-13)	2,086

NCAA Records Book

Consecutive Goaltender Starts (NCAA DI)

1. Ben Scrivens, Cornell (2007-10)	104
2. David McKee, Cornell (2004-06)	102
3. Andrew Volkening, Air Force (2007-10)	97
4. John Muse, Boston College (2008-09)	81
5. Andy Illes, Cornell (2011-14)	80
5. Dan Murphy, Clarkson (1994-98)	80
7. Cal Petersen, Notre Dame (2014 -)	78
7. John Lothrub, Minnesota (1964-66)	78
8. Joe Cannata, Merrimack (2009-12)	77
10. Brant Nicklin, Minn. Duluth (1996-98)	76

Consecutive Goaltender Games Played (NCAA DI)

1. Dan Murphy, Clarkson (1994-98)	122
2. Andrew Volkening, Air Force (2007-10)	119
3. Ben Scrivens, Cornell (2007-10)	104
4. David McKee, Cornell (2004-06)	102
5. John Muse, Boston College (2008-09)	81
6. Andy Illes, Cornell (2011-14)	80
7. Cal Petersen, Notre Dame (2014 -)	79
8. John Lothrub, Minnesota (1964-66)	78
9. Joe Cannata, Merrimack (2009-12)	77
10. Brant Nicklin, Minn. Duluth (1996-98)	76