



NOTRE DAME

FOOTBALL

FIGHTING IRISH MEDIA

Director of Football Media Relations.....Michael Bertsch
Email.....mbertsch@nd.edu
Cell.....574-532-4154
Assistant Communications Director.....Michael Scholl
Email.....mscholl@nd.edu
Cell.....574-876-6248

Countdown To Kickoff

20 Notre Dame has already played 20 different players in their first year of eligibility, including 12 true freshmen.

14 Freshman **S Devin Studstill** (#14) snagged his first career interception against Michigan State. (Page 7)

13 Notre Dame games decided by a field goal or less since 2009. (Page 14)

12 Plays from scrimmage run by Nevada in the 2nd quarter of the Irish victory in week two. The 25 points scored by ND were the most in a quarter since 2005. (Page 8)

11 Passing TDs by QB DeShone Kizer this season. He is one of two players to rank in the top 20 nationally in both passing and rushing TDs. (Page 7)

10 Completions of at least 20 yards by QB **DeShone Kizer** vs. Duke.

9 PK **Justin Yoon** scored nine points at Texas, eclipsing the 100 career point plateau in just his 14th appearance for the Irish. He now has 120 career points scored. (Page 12)

8 Head coach **Brian Kelly** begins his seventh year at Notre Dame. He won at least eight games in each of his first six seasons at the helm, the only Irish coach to accomplish that feat. (Page 2)

7 National rank of LB **Nyles Morgan** with 6.5 solo tackles per game. (Page 8)

6 WR **Equanimeous St. Brown** (#6) has four TDs on the year, most among ND players not named DeShone Kizer. (Page 3)

5 QB **DeShone Kizer** is fifth in the country with 24.0 points per game. (Page 14)

4 Notre Dame's four captains for 2016 are WR **Torii Hunter Jr.**, LT **Mike McGlinchey**, LB **James Onwualu** and DL **Isaac Rochell**. (Page 7)

3 WR **C.J. Sanders** (#3) leads the Irish with 127.0 all-purpose yards per game. (Page 14)

2 Points scored by the Irish when Nevada conceded a safety, the first two-point score by Notre Dame since 2003. (Page 7)

1 OL **Quenton Nelson** was honored with the #1 jersey for the Duke game. He was unable to wear the single-digit due to NCAA rules and wore his usual 56. (Page 8)

0 Notre Dame has not had an empty seat for a home game since 1973. The sellout streak is the second-longest in NCAA history behind only Nebraska's active run of 348 games.

UND.com/gameweek

Visit und.com/gameweek for the latest Notre Dame football news each week.

Game 5

AP: NR
COACH: NR
2-2, 0-1 ACC



VS



AP: NR
COACH: NR
1-3

TIME, DATE AND PLACE

► Noon ET; Saturday, Oct. 1; MetLife Stadium (82,500); East Rutherford, N.J.

TELEVISION

► ESPN national telecast with Bob Wischusen (play-by-play), Brock Huard (analysis), Allison Williams (sideline), Jim Zirolli (producer) and Jimmy Platt (director).

RADIO

► IMG College Sports is the exclusive national rights-holder for Irish football radio broadcasts. Notre Dame games will be broadcast to 117 affiliates by Don Criqui (play-by-play) and Allen Pinkett (analysis). This broadcast can be heard live on SiriusXM Satellite Radio (channel 129).

► The broadcast will be preceded by a one hour pre-game show hosted by Tony Castricone with interviews conducted by Jack Nolan. It will be followed by a national post-game show hosted by Castricone, Criqui and Pinkett.

► All games can be heard in South Bend on WSBT 96.1 FM & 960 AM, and Sunny 101.5 FM.

TICKETS

► Tickets are available through nycollegeclassic.com.

► Notre Dame has played in front of sellout crowds in 290 of its previous 339 games (.855) overall. Notre Dame has played before 661 sellouts in 939 total games (.704) since 1930.

► Every Notre Dame game since the 2014 game at USC has attracted a sellout crowd, including a Darrell K Royal-Texas Memorial Stadium record of 102,315 on Sept. 4.

SERIES INFO

► Notre Dame holds a 4-3 advantage in the all-time series with Syracuse, including a 31-15 victory in the last meeting, Sept. 27, 2014, in MetLife Stadium.

THE COACHES

► **Notre Dame:** Brian Kelly, 56-26 at ND (7th year), 227-83-2 overall (26th year), 4-0 vs. Syracuse

► **Syracuse:** Dino Babers, 2-2 at Syracuse (first year), 39-18 overall (5th year), 0-0 vs. ND

WHAT TO WATCH FOR

► Scoring at a historic pace through the first four games of the season, Notre Dame looks to return to winning ways in its first game away from home since the season opener.

Notre Dame vs. Syracuse

What's Inside

Countdown to Kickoff..... 1
Brian Kelly Notes..... 2-3
Notre Dame-Syracuse History..... 4
National Rankings..... 4
ND vs. ACC..... 5
On This Date..... 5
2016 Opponents..... 5
Team Notes..... 4-15
Notre Dame's Record When..... 6
Starter Sheet..... 7
Notre Dame By The Numbers..... 8
Honors/Awards..... 9
Inside ND Football/ND Football Replays..... 10
Irish in the NFL..... 11
Media Information..... 13
Coaching Staff Game Day Locations..... 13
Irish Among NCAA Leaders..... 14
Depth Chart..... 16
Alphabetical / Numerical Roster..... 17-18
Pronunciation Guide..... 18
The Last Time..... 19-21
Miscellaneous Stats..... 22
Big Plays..... 23
Scoring Drives..... 24
2016 Game Recaps..... 25-26
Brian Kelly Era Record Book..... 27-32
2016 Season Results..... 33
2016 Team Stats..... 34
2016 Individual Stats..... 35-37
2016 Defensive Stats..... 38
2016 Game Superlatives..... 39-42
2016 Game-by-Game Stats..... 43
2016 Opponent Game-by-Game Stats..... 44
2016 Game-by-Game Comparison..... 45
2016 Red Zone Stats..... 46
2016 Conversions and Time of Possession... 47
2016 Game-by-Game Participation..... 48-49
2016 Game-by-Game Individual Stats... 49-56



2016 Notre Dame Schedule and Results

Date	ND Rank	Opp Rank	Opponent	Location	TV	Time/Score
Sept. 4	10/9	RV/RV	Texas	Austin, Texas	abc	L, 47-50 (20T)
Sept. 10	18/21	-/-	Nevada	Notre Dame, Ind.	nbc	W, 39-10
Sept. 17	18/18	12/8	Michigan State	Notre Dame, Ind.	nbc	L, 28-36
Sept. 24	RV/RV	-/-	Duke	Notre Dame, Ind.	nbc	L, 35-38
Oct. 1	-/-	-/-	vs. Syracuse	East Rutherford, N.J.	ESPN	Noon ET
Oct. 8	-/-	-/RV	at NC State	Raleigh, N.C.		TBA
Oct. 15	-/-	7/6	Stanford	Notre Dame, Ind.	nbc	7:30 p.m. ET
Oct. 22			Bye Week			
Oct. 29	-/-	14/14	Miami	Notre Dame, Ind.	nbc	3:30 p.m. ET
Nov. 5	-/-	-/RV	vs. Navy	Jacksonville, Fla.	cb	11:30 a.m. ET
Nov. 12	-/-	-/-	vs. Army	San Antonio, Texas	nbc	3:30 p.m. ET
Nov. 19	-/-	RV/RV	Virginia Tech	Notre Dame, Ind.	nbc	3:30 p.m. ET
Nov. 26	-/-	-/-	at USC	Los Angeles, Calif.		TBA

* Rankings are Associated Press/Amway Coaches polls



2012 AP National Coach of the Year

2012 Walter Camp National Coach of the Year

2012 Sporting News National Coach of the Year

2012 Home Depot National Coach of the Year

2012 Liberty Mutual National Coach of the Year

2012 AFCA National Coach of the Year

2009 Home Depot National Coach of the Year

Head coach Brian Kelly, a veteran of 25 seasons as a collegiate head coach, brings a championship tradition to his seventh year as the 29th head football coach at the University of Notre Dame.

Currently the winningest active coach in the NCAA Football Bowl Subdivision, Kelly has guided the Irish to 56 wins over his tenure, ranking fifth in school history. Kelly is the first coach to ever take Notre Dame to a bowl game in each of his first six years at the helm.

His 150 victories as a head coach since 2001 are more than all but two active FBS head coaches – Oklahoma's Bob Stoops and Ohio State's Urban Meyer.

KELLY'S HEAD COACHING RESUME

- ▶ Twenty-third college coach to reach 200 career victories with at least five years of service or 50 victories at a school that was classified as a major college at the time
- ▶ Second-youngest and fifth-fastest coach to ever reach 200 career victories with at least five years of service or 50 victories at a school that was classified as a major college at the time
- ▶ Only coach in school history to lead the Irish to at least eight victories over each of his first six seasons – a feat only 20 coaches have ever done at contract bowl eligible schools
- ▶ Only two-time winner of The Home Depot Coach of the Year Award (2009, 2012)
- ▶ First coach in school history to lead the Irish to bowl games during each of his first six seasons
- ▶ First coach to take Notre Dame to bowl games in six straight seasons at any stage in his career since Lou Holtz (1987-95)
- ▶ First coach with six consecutive seasons of at least eight wins since Lou Holtz reached the milestone seven straight years (1987-93)
- ▶ With 10 wins in both 2012 and 2015, Kelly joins Knute Rockne, Ara Parseghian and Holtz as the only Notre Dame coaches to hit the double-digit mark in wins twice
- ▶ Kelly is 21-17 (.553) in his career against Associated Press Top 25 teams
- ▶ Recorded the seventh-most wins (99-36) among active NCAA FBS coach since 2006
- ▶ Owns the sixth-best winning percentage (.736) among active NCAA FBS coaches since 2007
- ▶ Ranks first and 10th among active NCAA FBS coaches in career victories (227) and career winning percentage (.731), respectively
- ▶ Led Notre Dame to an undefeated regular season in 2012 -- its first undefeated regular season in 24 years (1988)
- ▶ Guided Notre Dame to the 2013 Bowl Championship Series title game and its highest national ranking (No. 4/3) to close a season since 1993 (No. 2/2)
- ▶ Oversaw the first football program to be ranked number one in the football polls and first in NCAA GSR graduation rates while also playing for the BCS title
- ▶ Swept just about every possible coach of the year award in 2012 -- Home Depot, Associated Press, Walter Camp Football Foundation, Sporting News, Liberty Mutual and American Football Coaches Association
- ▶ Only the second Irish coach to win 12 games in a season (Lou Holtz also did it in 1988)
- ▶ Continued focus on academics as Notre Dame won the 2014 American Football Coaches Association Academic Achievement Award with a 100 percent graduation rate for the freshmen football student-athlete class of 2007
- ▶ Each of Kelly's last 10 teams have participated in a bowl game, encompassing each of his six Notre Dame teams, each of his three Cincinnati teams, and his final team at Central Michigan (2006)
- ▶ Each of Kelly's last 11 teams (including 2015) have finished the year with a winning record, including his 6-5 Chippewa squad in 2005
- ▶ Every team of Kelly's head coaching tenure, except for his first Central Michigan team that went 4-7 in 2004, has finished at .500 or better (24 out of 25 years)
- ▶ Nine active FBS coaches have guided their respective schools to an undefeated regular season since 2009 and only four of those eight coaches, including Brian Kelly, have done it on multiple occasions
- ▶ Career record includes seven seasons at Notre Dame where he has fashioned a 56-26 record that has included 13 losses by a combined 39 points (3.0 per game)
- ▶ Helped the Irish win 48 of their last 69 games dating back to 2011

- ▶ Three seasons at Cincinnati from 2007-09, including a 34-6 record (.850) and two straight outright BIG EAST Conference title teams that earned BCS appearances in 2008 (FedEx Orange Bowl) and 2009 (Allstate Sugar Bowl)
- ▶ Three seasons at Central Michigan University from 2004-06, including a 19-16 overall record (.542) featuring a 9-4 mark and Mid-American Conference title in 2006
- ▶ Thirteen seasons at Grand Valley State University from 1991-2003, including a 118-35-2 record (.767) highlighted by NCAA Division II national championships in 2002 (14-0) and 2003 (14-1)
- ▶ An overall record of 227-83-2 (.731) in those 26 seasons as a head coach
- ▶ A record of 16-8 (.667) record in postseason play as a head coach

EIGHT IS GREAT FOR KELLY

- ▶ Head coach **Brian Kelly** has won at least eight games in each of his first six seasons with the Irish.
- ▶ Kelly is the first Irish coach to win eight games in each of his first six seasons. Setting the previous high, **Dan Devine** began his career with the Irish by posting four straight seasons with at least eight wins from 1975-78.
- ▶ Before Kelly's current run, no Notre Dame head coach had posted six consecutive eight-win seasons at any juncture of his career since **Lou Holtz** reached the milestone seven straight years from 1987-93.
- ▶ Kelly is the first coach in Notre Dame history to lead the Irish to a bowl game in each of his first six seasons. He joins Holtz as the only coaches to guide Notre Dame to bowl berths in six consecutive years at any juncture of their tenures at the school.
- ▶ With 55 wins through his first six years at Notre Dame (2010-15), Kelly has won more games at this stage of his Irish career than any coach other than Holtz's 56.

KELLY BEATS ELITE TEAMS

- ▶ **Brian Kelly** is 11-13 (.458) against Associated Press Top 25 teams as the head coach at Notre Dame and 21-17 (.553) overall, the eighth-best career winning percentage in such games among active coaches.
- ▶ Of the coaches at contract bowl eligible schools who has faced at least 10 AP-ranked teams, Kelly's career .553 winning percentage ranks eighth among his peers.

Career Record vs. AP Top 25 (Minimum 10 games)

	Coach	School	Record	Pct.
1.	Urban Meyer	Ohio State	33-13	.717
2.	David Shaw	Stanford	20-9	.690
3.	Bob Stoops	Oklahoma	55-30	.647
4.	Mark Helfrich	Oregon	9-5	.643
5.	Nick Saban	Alabama	65-38	.631
6.	Jimbo Fisher	Florida State	14-9	.609
7.	Jim Mora	UCLA	12-9	.571
8.	Brian Kelly	Notre Dame	21-17	.553
9.	Gary Patterson	TCU	21-18	.538
10.	Mark Richt	Miami Fla.	37-35	.514

KELLY RANKS AMONG TOP ACTIVE COACHES NATIONALLY

- ▶ Now in his seventh year at Notre Dame, **Brian Kelly** has helped the Irish secure a 45-6 record when entering halftime with a lead and a 42-5 mark when leading after three quarters.
- ▶ Kelly is 189-13 in his coaching career when taking a lead into the fourth quarter and 125-7 since 2001. He owns a 178-16 record when taking a lead into halftime, including a 123-8 mark since 2001.
- ▶ Kelly is 155-32 when scoring first.
- ▶ Kelly is 178-27-1 when outrushing his opponent.
- ▶ Kelly is 132-13 when his team wins the turnover battle.
- ▶ Kelly is 43-20-2 in games decided by three points or less.
- ▶ Kelly is 64-21 in the month of November, including a 28-9 mark since 2006.
- ▶ Kelly is 68-8 when his team scores a defensive or special teams touchdown.
- ▶ Kelly is 145-13 when his team scores 30+ points, including a 82-3 mark with 40+ points.
- ▶ Kelly is 145-6-1 when his team allows 19 points or less.
- ▶ Kelly is 165-45-1 coming off a victory.
- ▶ Kelly-coached teams have won 82 of their last 83 games when holding their opponents to less than 20 points. Kelly-coached teams owned a 57-game winning streak in games where they held their opponents to less than 20 points, which ended in the 2011 Champs Sports Bowl loss to Florida State (18-14). Kelly's previous such loss came on Dec. 8, 2001, when North Dakota edged Grand Valley State, 17-14, in the NCAA Division II title game
- ▶ Since 2001, Brian Kelly has the third-most wins among all active Football Bowl Subdivision coaches, trailing only Oklahoma's Bob Stoops (159) and Ohio State's Urban Meyer (157):

Winningest Active NCAA FBS Coaches (By Victories, Since 2001)

Name, School	W	L	T	Pct.
1. Bob Stoops, Oklahoma	159	43	0	0.787
2. Urban Meyer, Ohio State	157	27	0	0.853
3. Brian Kelly, Notre Dame	150	49	0	0.754
4. Nick Saban, Alabama	149	30	0	0.832
5. Mark Richt, Miami, Fla.	148	51	0	0.744
6. Gary Patterson, TCU	146	47	0	0.756
7. Kirk Ferentz, Iowa	126	69	0	0.646
8. Paul Johnson, Georgia Tech	122	77	0	0.613
9. Tommy Tuberville, Cincinnati	118	62	0	0.656
10. Chris Petersen, Washington	111	24	0	0.822

► Since 2006, Brian Kelly has the sixth-most wins of any active NCAA Football Bowl Subdivision coach. Kelly has won 99 contests (99-36) over that span.

Winningest Active NCAA FBS Coaches (By Victories, Since 2006)

Name, School	W	L	T	Pct.
1. Chris Petersen, Washington	111	24	0	0.822
2. Nick Saban, Alabama	109	18	0	0.858
3. Urban Meyer, Ohio State	108	16	0	0.871
4. Bob Stoops, Oklahoma	105	32	0	0.766
5. Gary Patterson, TCU	103	30	0	0.774
6. Brian Kelly, Notre Dame	99	36	0	0.733
7. Mark Richt, Miami, Fla.	96	38	0	0.716
8. Mark Dantonio, Michigan State	95	39	0	0.709
9. Bronco Mendenhall, Virginia	94	40	0	0.701
10. Mike Gundy, Oklahoma State	91	42	0	0.684

► Brian Kelly ranks as the sixth-most successful active NCAA Football Bowl Subdivision coach in winning percentage since 2007.

Winningest Active NCAA FBS Coaches (By Win Percentage, Since 2007)

Name, School	W	L	T	Pct.
1. Urban Meyer, Ohio State	95	15	0	0.864
2. Nick Saban, Alabama	108	18	0	0.857
3. Chris Petersen, Washington	98	24	0	0.803
4. Gary Patterson, TCU	92	28	0	0.767
5. Bob Stoops, Oklahoma	94	29	0	0.764
6. Brian Kelly, Notre Dame	89	32	0	0.736
7. Mark Dantonio, Michigan State	89	34	0	0.724
8. Mark Richt, Miami, Fla.	87	34	0	0.719
9. Mike Gundy, Oklahoma State	85	36	0	0.702
10. Kyle Whittingham, Utah	82	36	0	0.695

► Brian Kelly ranks first and 10th among active NCAA Football Bowl Subdivision coaches in both victories and winning percentage, respectively. Here is a look at the top 10 winningest active coaches in the FBS (min. six years completed as FBS head coach, record at four-year colleges only):

Winningest Active NCAA FBS Coaches (By Victories)

Name, School	Years	W	L	T	Pct.
1. Brian Kelly, Notre Dame	26	227	83	2	0.731
2. Bill Snyder, Kansas State	24	195	102	1	0.656
Nick Saban, Alabama	20	195	60	1	0.764
4. Bob Stoops, Oklahoma	17	180	48	0	0.789
5. Paul Johnson, Georgia Tech	19	171	84	0	0.671
6. Terry Bowden, Akron	22	161	94	2	0.630
7. Tommy Tuberville, Cincinnati	20	158	92	0	0.632
8. Urban Meyer, Ohio State	14	157	27	0	0.853
9. Rich Rodriguez, Arizona	22	155	106	2	0.593
10. Mark Richt, Miami, Fla.	15	147	52	0	0.739

*Minimum five years as FBS head coach; record at four-year colleges only

Winningest Active NCAA FBS Coaches (By Win Percentage)

Name, School	Years	W	L	T	Pct.
1. Urban Meyer, Ohio State	14	157	27	0	0.853
2. Jimbo Fisher, Florida State	7	71	15	0	0.826
3. Chris Petersen, Washington	10	111	24	0	0.822
4. David Shaw, Stanford	6	57	14	0	0.803
5. Bob Stoops, Oklahoma	17	180	48	0	0.789
6. Nick Saban, Alabama	20	195	60	1	0.764
7. Gary Patterson, TCU	16	146	48	0	0.753
8. Dabo Swinney, Clemson	8	79	27	0	0.745
9. Mark Richt, Miami, Fla.	15	147	52	0	0.739
10. Brian Kelly, Notre Dame	26	227	83	2	0.731

*Minimum five years as FBS head coach; record at four-year colleges only

► Among college coaches with at least five years of service or 50 victories at a school that was classified as a major college at the time, Kelly was the 23rd to reach 200 career victories. Here is that list of coaches:
 ► Amongst the list, Kelly was the second-youngest and fifth-fastest to ever reach 200 career victories.

Rank	Coach	Age in Yrs.-Days	Rank	Coach	Career Game (Record at Time)
1.	Pop Warner	46-240	1.	Joe Paterno	246 (200-44-2)
2.	Brian Kelly	51-310	2.	Tom Osborne	249 (200-46-3)
3.	Jim Tressel	54-298	3.	Bo Schembechler	262 (200-55-7)
4.	Vince Dooley	56-84	4.	Woody Hayes	268 (200-60-8)
5.	Tom Osborne	56-224	5.	Brian Kelly	270 (200-68-2)

KELLY'S WINNING WAYS

► Eight active FBS coaches have guided their respective schools to an undefeated regular season since 2009. Only four of those eight coaches, including **Brian Kelly**, have done it on multiple occasions.

Brian Kelly

2012 – Notre Dame – 12-1 (Lost in BCS Championship Game)
 2009 – Cincinnati – 12-0 (Did not coach bowl game)

Urban Meyer

2013 – Ohio State – 12-2 (Lost in Big Ten Championship Game and Orange Bowl)
 2012 – Ohio State – 12-0
 2009 – Florida – 13-1 (Lost in SEC Championship Game)

Jimbo Fisher

2014 – Florida State – 13-0 (Lost in College Football Playoff semifinal)
 2013 – Florida State – 14-0

Gary Patterson

2010 – TCU – 13-0
 2009 – TCU – 12-1 (Lost in Fiesta Bowl)

BRIAN KELLY'S OVERALL RECORD

Grand Valley State Totals (13 seasons)	118-35-2	.768
Central Michigan Totals (3 seasons)	19-16	.543
Cincinnati Totals (3 seasons)	34-6	.850
Notre Dame Totals (7 seasons)	56-26	.683
Overall Totals (26 seasons)	227-83-2	.731

National Rankings

ASSOCIATED PRESS (Sept. 25)

Rk	School	Record	Pts
1	Alabama(50)	4-0	1511
2	Ohio State(4)	3-0	1440
3	Louisville(6)	4-0	1409
4	Michigan(1)	4-0	1292
5	Clemson	4-0	1267
6	Houston	4-0	1239
7	Stanford	3-0	1166
8	Wisconsin	4-0	1084
9	Texas A&M	4-0	1036
10	Washington	4-0	986
11	Tennessee	4-0	909
12	Florida State	3-1	804
13	Baylor	4-0	729
14	Miami	3-0	696
15	Nebraska	4-0	640
16	Ole Miss	2-2	540
17	Michigan State	2-1	527
18	Utah	4-0	493
19	San Diego State	3-0	304
20	Arkansas	3-1	241
21	TCU	3-1	239
22	Texas	2-1	217
23	Florida	3-1	176
24	Boise State	3-0	163
25	Georgia	3-1	142

Others Receiving Votes

Arizona State 135, Oklahoma 120, North Dakota State 58, West Virginia 51, **Virginia Tech 38**, Colorado 33, North Carolina 26, Iowa 25, UCLA 22, Auburn 18, LSU 17, Western Michigan 14, Wake Forest 9, Memphis 6, Maryland 2, Toledo 1

AMWAY COACHES (Sept. 25)

Rk	School	Record	Pts
1	Alabama(61)	4-0	1597
2	Ohio State(2)	3-0	1506
3	Clemson(1)	4-0	1440
4	Louisville	4-0	1411
5	Michigan	4-0	1333
6	Stanford	3-0	1269
7	Houston	4-0	1250
8	Wisconsin	4-0	1127
9	Washington	4-0	1049
10	Texas A&M	4-0	1016
11	Tennessee	4-0	986
12	Florida State	3-1	843
13	Baylor	4-0	797
14	Miami	3-0	664
15	Nebraska	4-0	649
16	Michigan State	2-1	597
17	Ole Miss	2-2	558
18	Utah	4-0	504
19	TCU	3-1	330
20	Georgia	3-1	271
21	Florida	3-1	254
22	Arkansas	3-1	197
23	North Carolina	3-1	173
24	San Diego State	3-0	156
25	Texas	2-1	142

Others Receiving Votes

Iowa 127, Boise State 126, Arizona State 94, Oklahoma 77, West Virginia 46, LSU 30, Western Michigan 25, Memphis 23, **Virginia Tech 20**, UCLA 20, Auburn 18, Colorado 16, Minnesota 14, **Navy 14**, Wake Forest 9, Kansas State 6, Air Force 4, Toledo 4, Oregon 3, Maryland 2, South Florida 1, Appalachian State 1, Troy 12016 opponents in **bold**

NOTRE DAME - SYRACUSE SERIES NOTES

- ▶ Notre Dame leads the series with Syracuse, 4-3-0.
- ▶ The Irish won the most recent meeting, a 31-15 decision at MetLife Stadium in 2014. Notre Dame QB **Everett Golson** set a school record by completing 25 straight passes, going 32-39 total for 362 yards and four touchdowns. WR **Will Fuller** caught two of those touchdown passes as part of six receptions for 119 yards.
- ▶ Syracuse took the last meeting at Notre Dame Stadium, winning 24-13 in 2008. The Orange also have a neutral-site win on their side of the ledger with a 17-15 victory at Yankee Stadium in 1961.

NOTRE DAME - SYRACUSE CONNECTIONS

- ▶ The Notre Dame roster features four players returning to their native New Jersey this weekend, with another three from New York City: **Quenton Nelson** (Holmdel, N.J./Red Bank Catholic), **Devyn Spruell** (Warren, N.J./Watchung Hills), **Andrew Trumbetti** (Demarest, N.J./North Valley Region), **Brandon Wimbush** (Hackensack, N.J./St. Peter's Prep), **Jesse Bongiovi** (Brooklyn, N.Y./Poly Prep), **Jay Hayes** (Brooklyn, N.Y./Poly Prep Country Day) and **Pete Mokwuah** (Staten Island, N.Y./St. Joseph-by-the-Sea).
- ▶ The Irish have two more New York state natives in **Jamir and Jarron Jones**, products of Rochester, N.Y., and Aquinas Institute.
- ▶ Syracuse has a pair of players from Indiana in Kendall Coleman (Indianapolis/Cathedral) and Andrejas Buerig (Lowell/Mount Carmel (Ill.)).

Notre Dame	Hometown/High School	Syracuse
Corey Holmes, WR	Pembroke Pines, Fla./St. Thomas Aquinas St. Thomas Aquinas HS	Samuel Clausman, OL Colin Byrne, OL
Nyles Morgan, LB	Crete Monee HS (Crete, Ill.)	Chris Slayton, DL
Shaun Crawford, CB	St. Edward HS (Lakewood, Ohio)	Troy Henderson, LB
Jimmy Byrne, OL		
Liam Eichenberg, OL	Cleveland, Ohio	
Tony Jones Jr., RB	IMG Academy (Fla.)	Donnie Foster, OL K.K. Hahn, WR
Spencer Perry, S		Cole Murphy, K
Javon McKinley, WR	Corona, Calif.	De'Jon Wilson, DL
Devin Butler, CB	Washington, D.C.	
Ashton White, CB		
Devin Studstill, S	Riviera Beach, Fla.	Ted Taylor, LB
Buster Sheridan, WR	Mount Carmel HS (Chicago, Ill.) Chicago, Ill.	Andrejas Duerig, OL Liam O'Sullivan, OL Aaron Roberts, OL Kendall Moore, TE Kendall Coleman, DL
Brian Ball, WR	Indianapolis, Ind.	
Asmar Bilal, LB		
Brandon Tiassum, DL		
Adetokunbo Ogundeji, DL	West Bloomfield, Mich.	Evan Foster, DB
Jesse Bongiovi, CB	Brooklyn, N.Y.	Wayne Morgan, DB
Jay Hayes, DL		
Pete Mokwuah, DL	Staten Island, N.Y.	Alvin Cornelius, WR
Mike McGlinchey, OL	Philadelphia, Pa.	Zaire Franklin, LB Jamal Custis, WR

2016 Syracuse Schedule & Results

Date	Opponent	Location	Result
Sept. 2 (Fri.)	Colgate	Syracuse, N.Y.	W, 33-7
Sept. 9 (Fri.)	No. 13 Louisville	Syracuse, N.Y.	L, 28-62
Sept. 17	USF	Syracuse, N.Y.	L, 20-45
Sept. 24	at UConn	East Hartford, Conn.	W, 31-24
Oct. 1	vs. Notre Dame	East Rutherford, N.J.	Noon ET
Oct. 8	at Wake Forest	Winston-Salem, N.C.	TBA
Oct. 15	Virginia Tech	Syracuse, N.Y.	TBA
Oct. 22	at Boston College	Chestnut Hill, Mass.	TBA
Nov. 5	at Clemson	Clemson, S.C.	TBA
Nov. 12	NC State	Syracuse, N.Y.	TBA
Nov. 19	Florida State	Syracuse, N.Y.	TBA
Nov. 26	at Pittsburgh	Pittsburgh, Pa.	TBA

Notre Dame vs. Syracuse Series History

Site	Year	Rank	W/L	ND	SU
A	1914		W	20	0
H	1961	-10	W	17	15
N*	1963		L	7	14
A	2003		L	12	38
H	2005	6-	W	34	10
H	2008		L	23	24
N^	2014	8-	W	31	15

*Yankee Stadium (Bronx, N.Y.)

^MetLife Stadium (East Rutherford, N.J.)

Notre Dame leads 4-3-0

In Syracuse: Series tied 1-1-0

In Notre Dame: Notre Dame leads 2-1-0

At Neutral Site: Series tied 1-1-0

Longest Notre Dame Win Streak: Two (1914-1961)

Longest Syracuse Win Streak: Two (1963-2003)

Largest ND Victory: 24 (34-10), 2005 in Notre Dame

Largest ND Defeat: 26 (12-38), 2003 in Syracuse

NOTRE DAME VS. THE ATLANTIC COAST CONFERENCE

- ▶ Notre Dame owns a .696 winning percentage (139-60-3) against teams that currently make up the Atlantic Coast Conference, with 70 of those 202 games coming against Pittsburgh - the most of any opponent. Only the Big Ten's current lineup has faced the Irish more times (388).
- ▶ The Syracuse contest is the second of five against ACC teams this season, with the Irish suffering a 38-35 setback to Duke last week.
- ▶ The Irish went 5-1 in 2015 against ACC foes, beating Virginia, 34-27, on Sept. 12 in Charlottesville, No. 14 Georgia Tech, 30-22, on Sept. 19 at Notre Dame Stadium, Pittsburgh, 42-30, on Nov. 7 at Heinz Field, Wake Forest, 28-7, on Nov. 14 at Notre Dame Stadium, and Boston College, 19-16, at Fenway Park, while losing, 24-22, at No. 12 Clemson on Oct. 3.
- ▶ Last season marks the first time that Notre Dame has defeated four teams from the same conference since 1993 when the Irish defeated Big Ten members Northwestern, Michigan, Michigan State and Purdue in order to open the season. The Irish also defeated four Big Ten teams in 1926, 1943, 1946, 1948 and 1964. The 1948 team actually defeated six current Big Ten members but Michigan State and Nebraska were not league members at that time.
- ▶ This is the third year of a 12-year scheduling agreement that will see the Irish play 10 ACC teams over each two-year period.
- ▶ Notre Dame's annual ACC opponents and sites through 2025 can be found on page 14.
- ▶ Since **Brian Kelly** took over as Notre Dame head coach in 2010, Notre Dame is 17-6 (.739) against current ACC competition.
- ▶ The Irish own a .500-or-better all-time record against nine of the 14 ACC schools. Notre Dame has never played Virginia Tech and owns losing records against only Clemson (1-2-0), Florida State (2-6-0), Louisville (0-1-0) and North Carolina State (0-1-0).
- ▶ Notre Dame has played four different ACC schools at least 20 times, Pittsburgh (70 meetings), Georgia Tech (35), Miami, Fla. (25) and Boston College (23). Only the Big Ten can claim more such series with six.

Notre Dame vs. Atlantic Coast Conference

	Home				Away				Neutral				Overall			
	Won	Lost	Tied	Pct.	Won	Lost	Tied	Pct.	Won	Lost	Tied	Pct.	Won	Lost	Tied	Pct.
Boston College	7	5	0	.583	4	4	0	.500	3	0	0	1.000	14	9	0	.609
Clemson	0	1	0	.000	1	1	0	.500	0	0	0	.000	1	2	0	.333
Duke	3	1	0	.750	0	1	0	.000	0	0	0	.000	3	2	0	.600
Florida State	1	2	0	.333	1	1	0	.500	0	3	0	.000	2	6	0	.250
Georgia Tech	16	3	0	.842	12	2	1	.833	0	1	0	.000	28	6	1	.814
Louisville	0	1	0	.000	0	0	0	.000	0	0	0	.000	0	1	0	.000
Miami, Fla.	8	1	0	.889	6	6	1	.500	3	0	0	1.000	17	7	1	.700
North Carolina	12	0	0	1.000	4	2	0	.667	1	0	0	1.000	17	2	0	.895
N.C. State	0	0	0	.000	0	0	0	.000	0	1	0	.000	0	1	0	.000
Pittsburgh	21	10	0	.677	27	11	1	.705	0	0	0	.000	48	21	1	.693
Syracuse	2	1	0	.667	1	1	0	.500	1	1	0	.500	4	3	0	.571
Virginia	0	0	0	.000	1	0	0	1.000	1	0	0	1.000	2	0	0	1.000
Virginia Tech	0	0	0	.000	0	0	0	.000	0	0	0	.000	0	0	0	.000
Wake Forest	2	0	0	1.000	1	0	0	1.000	0	0	0	.000	3	0	0	1.000
TOTALS	72	24	0	.750	58	29	3	.661	8	6	0	.571	138	59	3	.698

ON THIS DATE

- ▶ Notre Dame is 13-1 all-time in games played on Oct. 1, with Irish head coach Brian Kelly owning a 1-0 mark on the date.


Year	Site	ND Coach	W/L/T	Score	ND Rank	Opponent	Opp. Coach	Opp. Rank
1904	Home	Salmon	W	12-4	No Poll	Wabash	Cayou	No Poll
1921	Home	Rockne	W	57-10	No Poll	DePauw	Walker	No Poll
1927	Home	Rockne	W	28-7	No Poll	Coe		No Poll
1938	Home	Layden	W	52-0	No Poll	Kansas	Lindsey	No Poll
1949	Away	Leahy	W	27-7	No Poll	Washington	Odell	No Poll
1955	Home	Brennan	W	19-0	4	Indiana	Crimmins	NR
1960	Home	Kuharich	L	19-51	12	Purdue	Mollenkopf	NR
1966	Away	Parseghian	W	35-7	4	Northwestern	Agase	NR
1977	Home	Devine	W	16-6	14	Michigan State	Rogers	NR
1983	Away	Faust	W	27-3	NR	Colorado	McCartney	NR
1988	Home	Holtz	W	42-14	5	Stanford	Elway	NR
1994	Home	Holtz	W	34-15	8	Stanford	Walsh	NR
2005	Away	Weis	W	49-28	13	Purdue	Tiller	22
2011	Away	Kelly	W	38-10	NR	Purdue	Hope	NR

NOTRE DAME IN OCTOBER


- ▶ Notre Dame is 388-94-8 (.800) all-time during the month of October.
- ▶ Notre Dame is 239-49-4 (.825) in October games at home.
- ▶ The Irish are 110-38-3 (.738) in October games away from Notre Dame Stadium.
- ▶ Notre Dame is 18-5-0 (.783) in October under head coach **Brian Kelly**. During Kelly's tenure, the only season which saw the Irish lose more than one game in October was his first, 2010.

2016 Opponents

TEXAS (9/4) **2-1, 0-0 Big 12**
 **LAST WEEK:** Bye
THIS WEEK: at Oklahoma State (Noon)
NEXT WEEK: vs. Oklahoma

NEVADA (9/10) **2-2, 0-0 MWC**
 **LAST WEEK:** L, 14-24 at Purdue
THIS WEEK: at Hawai'i (11:59 p.m.)
NEXT WEEK: vs. Fresno State


MICHIGAN ST. (9/17) **2-1, 0-1 Big Ten**
 **LAST WEEK:** L, 6-30 vs. Wisconsin
THIS WEEK: at Indiana (5 p.m.)
NEXT WEEK: vs. BYU

DUKE (9/24) **2-2, 0-1 ACC**
 **LAST WEEK:** W, 38-35 at Notre Dame
THIS WEEK: vs. Virginia (12:30 p.m.)
NEXT WEEK: vs. Army

SYRACUSE (10/1) **2-2, 0-1 ACC**
 **LAST WEEK:** W, 31-24 at UConn
THIS WEEK: vs. Notre Dame (E. Rutherford, N.J.)
NEXT WEEK: at Wake Forest

NC STATE (10/8) **2-1, 0-0 ACC**
 **LAST WEEK:** W, 49-22 vs. Old Dominion
THIS WEEK: vs. Wake Forest
NEXT WEEK: vs. Notre Dame


STANFORD (10/15) **3-0, 2-0 Pac-12**
 **LAST WEEK:** W, 22-13 at UCLA
THIS WEEK: at Washington (Fri. 9 p.m.)
NEXT WEEK: vs. Washington State

MIAMI (10/29) **3-0, 0-0 ACC**
 **LAST WEEK:** Bye
THIS WEEK: at Georgia Tech (Noon)
NEXT WEEK: vs. Florida State

NAVY (11/5) **3-0, 0-0 American**
 **LAST WEEK:** Bye
THIS WEEK: at Air Force (3:30 p.m.)
NEXT WEEK: vs. Houston (3 p.m.)

ARMY (11/12) **3-1**
 **LAST WEEK:** L, 20-23 at Buffalo
THIS WEEK: Bye
NEXT WEEK: at Duke

VIRGINIA TECH (11/19) **3-1, 1-0 ACC**
 **LAST WEEK:** W, 54-17 vs. East Carolina
THIS WEEK: Bye
NEXT WEEK: at North Carolina

USC (11/26) **1-3, 0-0 Pac-12**
 **LAST WEEK:** L, 27-31 at Utah
THIS WEEK: vs. Arizona State (8:30 p.m.)
NEXT WEEK: vs. Colorado

* all times are Eastern

Notre Dame's Record When...

	Kelly Career	Kelly at ND	2016
At Home	123-31-1	30-10	1-2
On The Road	89-46-1	14-12	0-1
Neutral Site Games	15-6	12-4	0-0
In Overtime	6-5	2-3	0-1
Coming off a loss	48-27	14-11	1-2
Coming off a win	165-45-1	41-15	0-1
Coming off an open date	19-2	8-1	0-0
Vs. AP top 25	21-17	11-13	0-1
Both teams are AP-ranked	11-13	7-11	0-1
Neither team is ranked	48-25	16-9	0-1
Ranked higher	55-12	33-9	0-1
Opponent is ranked higher	8-12	5-8	0-1
Vs. In-state Opponents	75-22-2	5-0	0-0
In August	5-2	2-0	0-0
In September	69-33	17-10	1-3
In October	78-22-2	18-5	0-0
In November	64-21	16-8	0-0
In December	11-2	3-1	0-0
In January	0-3	0-2	0-0
On Television	86-33*	56-26	1-3
On NBC	35-10	35-10	1-2
On NBCSN	1-0	1-0	0-0
On ABC	14-7	12-7	0-1
On ESPN	11-7	3-5	0-0
On ESPN2	8-2	1-0	0-0
On CBS	3-1	3-1	0-0
On FOX	0-3	0-3	0-0
CBS College Sports	1-0	1-0	0-0
Afternoon Games	151-57-2	33-13	1-1
Night Games	76-26	23-13	0-2
Decided By 3 or Less	42-20-2	9-8	0-2
Decided By 7 or Less	75-34-2	20-11	0-1
Scoring First	155-32	41-14	1-3
Opponent Scores First	70-51-2	15-12	0-0
Leading At Halftime	178-16	45-6	1-0
Tied At Halftime	15-3	4-1	0-0
Trailing At Halftime	32-64-2	7-19	0-3
Leading After 3 Qtrs.	189-13	44-5	1-0
Tied After 3 Qtrs.	12-5-1	4-4	0-1
Trailing After 3 Qtrs.	23-66-1	8-17	0-2
Scoring 40+ Points	82-3	14-2	0-1
Scoring 30-39 Points	63-10	17-6	1-1
Scoring 20-29 Points	59-33-1	17-11	0-1
Scoring 0-19 Points	23-37-1	8-7	0-0
Allowing 40+ Points	7-21	1-7	0-1
Allowing 30-39 Points	16-33	5-12	0-2
Allowing 20-29 Points	58-24-1	10-7	0-0
Allowing 0-19 Points	145-6-1	39-1	1-0
Outrushing Opponent	178-27-1	41-6	1-0
Getting Outrushed	45-54-1	14-20	0-3
Passing For More Yds	151-54-1	38-21	1-2
Passing For Fewer Yds	75-28-1	18-5	0-1
Outgaining Opponent	190-27-1	45-10	1-1
Getting Outgained	35-53-1	11-16	0-2
Winning Time of Poss.	123-28	34-6	1-1
Losing Time of Poss.	102-53-2	22-20	0-2
Scoring a Def./ST TD	68-9	9-5	0-0
Allowing a Def./ST TD	20-27	6-8	0-1
Fewer Penalty Yards	67-40-1	29-15	0-1
More Penalty Yards	151-40-1	26-10	1-2
Winning Turnover Battle	132-13	29-2	0-1
Losing Turnover Battle	57-49-1	16-21	0-2
Individual 100-yard rusher	103-24-1	20-7	1-0
Individual 100-yard receiver	88-31	18-14	0-1
Individual 200-yard passer	152-44-1	38-19	0-3
Opponent 100-yard rusher	43-44-1	11-16	0-3
Opponent 100-yard receiver	64-37	8-12	0-2
Opponent 200-yard passer	86-45-1	19-21	0-3

*excludes regular season games from GVSU era (unknown TV games).

Some records fail to include two contests; Nov. 16, 1991 vs. Valparaiso and Oct. 26, 1996 vs. Saginaw Valley State (detailed stats unavailable)

IRISH AMONG COLLEGE FOOTBALL'S WINNINGEST TEAMS

► Notre Dame ranks as the second-winningest team in college football history based on its .7306 winning percentage over 127+ seasons of football and an 893-316-42 record during that period. Michigan ranks just ahead of the Irish at .7307 and is the only team with more overall wins at 929.

► Here's the NCAA top 10 teams in terms of winning percentage and total victories through three weeks of the 2016 season:

Team	Years	W	L	T	Pct.
1. Michigan	137	929	331	36	.7307
2. Notre Dame	128	893	316	42	.7306
3. Boise State (1996)	49	420	159	2	.7246
4. Ohio State@	127	878	320	53	.7230
5. Oklahoma	122	862	321	53	.7189
6. Alabama#	122	868	326	43	.7191
7. Texas	124	888	355	33	.7089
8. Nebraska	127	884	368	41	.6995
9. USC#	124	814	336	54	.6995
10. Penn State	130	858	384	42	.6846

Indicates record adjusted by action of the NCAA Committee on Infractions.

@ Indicates record adjusted by action of institution.

Team	Wins
1. Michigan	929
2. Notre Dame	893
3. Texas	888
4. Nebraska	884
5. Ohio State@	878
6. Alabama#	868
7. Oklahoma	862
8. Penn State	858
9. Tennessee	824
10. USC#	814

Indicates record adjusted by action of the NCAA Committee on Infractions.

@ Indicates record adjusted by action of institution.

GRADUATE STUDENTS AIM FOR THIRD 10-WIN SEASON

► After winning 12 games in 2012 and 10 in 2015, all under head coach **Brian Kelly**, Notre Dame is aiming for its third 10-win season in a five-year span.

► Kelly is looking to become just the third Irish head coach to claim a trio of 10-win seasons in a five-year span, joining **Ara Parseghian** (1970, 1973 and 1974) and **Lou Holtz** (1988, 1989, 1991, 1992 and 1993).

► Kelly, **Knute Rockne**, Parseghian and Holtz are the only Notre Dame coaches to lead the Irish to at least 10 wins in a season on multiple occasions.

► Four players remain on the Irish roster from the 2012 team that won 12 games and played for the national championship: RB **Josh Anderson**, LS **Scott Daly**, OL **Mark Harrell** and DL **Jarron Jones**.

IRISH ON A PRETTY GOOD RUN

► Notre Dame boasts a 40-16 record in its 56 outings since the start of the 2012 season. There are only 13 Football Bowl Subdivision teams which can beat that lofty 40-win mark during the past four years and only 13 that eclipse Notre Dame's .714 winning percentage since 2012.

► Since opening the 2011 season with an 0-2 record, Notre Dame has won 48 of its last 67 games—good for a .716 winning percentage.

► The Irish are one of 10 teams in the nation with at least eight wins in each of the last six seasons (2010-15), joining Alabama, Boise State, Florida State, LSU, Northern Illinois, Oklahoma, Oregon, Stanford and Wisconsin.

► Notre Dame's run of winning eight games in each of the past six seasons (2010-15) is its best clip since winning at least eight games for seven straight years from 1987-93.

NO TURNOVERS = VICTORIES

► Notre Dame is 19-1 under **Brian Kelly** when playing an entire game without committing a turnover.

► Notre Dame had won its last 19 games in which it failed to commit a turnover until its 50-47 double overtime loss at Texas on Sept. 4. The Irish had not previously lost a game with no turnovers since Oct. 17, 2009, when USC upended Notre Dame, 34-27.

► Notre Dame is 33-5 in its last 38 games in which it has failed to commit a turnover.

► The Irish have not committed a turnover on Opening Day for the last three years. Notre Dame did not turn the ball over against either Temple (2013), Rice (2014) or Texas (2015). The Irish have played 219:02 worth of Opening Day football since its last turnover, a Parrish Gaines interception of **Everett Golson** in the second quarter of the 2012 season opener against Navy in Dublin, Ireland.

RIGHT DOWN TO THE WIRE

► Notre Dame has become accustomed to thrilling finishes. The Irish have been involved in 46 games decided by seven points or less since the start of the 2009 campaign. In fact, 24 of the last 35 losses for the Irish have been decided by a touchdown or less, including 13 by a field goal or less.

- ▶ Notre Dame has played in 64 all-time games where the winning points have occurred in overtime or the game's final minute of regulation. Curiously, 18 have come since the 2008 season, including Notre Dame's 50-47 double overtime loss at Texas on Sunday night.
- ▶ At 12 seconds, the 2015 Virginia game marked the latest game-winning touchdown in regulation in Notre Dame history. The Irish did tie the 1979 Cotton Bowl against Houston when **Joe Montana** threw an eight-yard TD pass to **Kris Haines** as time expired, but the winning margin was provided by **Joe Unis'** successful extra point, making it 35-34. The Irish have won one game with an overtime TD when **Tommy Rees** hit **TJ Jones** for a seven-yard score, and 20-13 Irish win, against Stanford on Oct. 13, 2012.
- ▶ Notre Dame has played 36 games decided by a touchdown or less since the arrival of **Brian Kelly**. The Irish went 2-5 in the first seven such games under Kelly, but have since gone 19-10.
- ▶ Under Kelly, Notre Dame is 14-12 in games decided by four points or less.
- ▶ When the halftime score differential is four points or less, the Irish are 16-3 under Kelly.
- ▶ When trailing after three quarters, Kelly and the Irish own an 8-16 mark.
- ▶ Notre Dame is 22-14 in games decided by a touchdown or less under Kelly.

CHARGING OUT OF THE GATES

- ▶ A trend Notre Dame hopes continues into 2016, the Irish took advantage of fast starts last season, outscoring opponents 123-71 in the first quarter of games in 2015. While the margin is less dramatic thus far this season, the Irish do hold a 28-21 advantage in the opening quarter and Notre Dame has scored first in all four games this season.
- ▶ Notre Dame has trailed only thrice over 2015-16 after the first quarter - at No. 12 Clemson (Oct. 3), at No. 9 Stanford (Nov. 28) and vs. No. 6 Ohio State in the Fiesta Bowl (Jan. 1).
- ▶ Notre Dame forced a three-and-out on the opening possession of its first four games last fall and has currently allowed a score on its opponent's opening possession in just six of its last 16 games.

FRESH FACES IN 2016

- ▶ Notre Dame has used 20 players in their first year of eligibility this season, including 12 true freshmen.
- ▶ The season-opener against Texas saw seven first-time starters: CB **Nick Coleman**, CB **Shaun Crawford**, WR **Corey Holmes**, RG **Colin McGovern**, C **Sam Mustipher**, S **Avery Sebastian** and WR **Equanimeous St. Brown**.
- ▶ In addition, making their collegiate debuts in Austin were: DL **Daelin Hayes**, S **Devin Studstill**, CB **Shaun Crawford**, S **Jalen Elliott**, LB **Asmar Bilal**, CB **Ashton White**, CB **Julian Love**, WR **Kevin Stepherson**, LB **Josh Barajas**, S **Spencer Perry**, DL **Julian Okwara**, WR **Miles Boykin** and WR **Chase Claypool**.
- ▶ In the home opener against Nevada, three players made their first career starts in LB **Te'Von Coney**, WR **C.J. Sanders** and Studstill. Studstill went on to make his first career interception against Michigan State.
- ▶ The Duke game saw 16 Irish players make their seventh or fewer career start, while 11 Irish starters were in the lineup for the fourth time or fewer.

KIZER'S STAR RISING AS DUAL THREAT

- ▶ Since earning the starting nod in the season opener at Texas on Sept. 4, QB **DeShone Kizer** has taken control of the Irish offense.
- ▶ Kizer ranks among the top-25 nationally in points (fourth/96), passing touchdowns (12th/11), passing efficiency (14th/167.6), rushing touchdowns (17th/5) and passing yards (23rd/1,096).
- ▶ Only Kizer and Louisville's Lamar Jackson rank among the top 20 nationally in both passing and rushing touchdowns, while only five players rank among the top 50 in both categories.

	Passing TDs		Rank		Rushing TDs		Rank	
Lamar Jackson, Louisville	13	5	12	1				
DeShone Kizer, Notre Dame	11	12	5	17				
Josh Dobbs, Tennessee	10	16	4	31				
Tommy Armstrong Jr., Nebraska	8	30	4	31				
Trevor Knight, Texas A&M	7	37	5	17				

- ▶ Kizer has rushed for a touchdown in nine of his last 10 games, while he has thrown for a score in 15 of his 17 career starts. In 11 of his 17 starts, he has both thrown and rushed for a touchdown.

Starter Sheet			
Offense	2016	Streak	Career
McGlinchey (RT/LT)	4	18	18
Folston (RB)	2	-	15
Kizer (QB)	4	15	15
Nelson (LG)	4	10	15
Smythe (TE)	4	5	7
Bars (LG/RT)	4	4	6
A. Jones (TE)	-	-	5
Luatua (TE)	-	-	4
Onwualu (WR)	-	-	4
Adams (RB)	1	-	4
Zaire (QB/WR)	1	1	4
Hunter Jr. (WR)	3	2	4
St. Brown (WR)	4	4	4
Mustipher (C)	4	4	4
McGovern (RG)	4	4	4
Holmes (WR)	3	-	3
Sanders (WR)	3	1	3
Weishar (TE)	-	-	2

Defense	2016	Streak	Career
Rochell (DL)	4	30	30
Luke (CB)	4	30	30
Onwualu (LB)	4	5	21
J. Jones (DL)	-	-	12
Cage (DL)	4	4	11
Martini (LB)	2	1	8
Tranquill (S)	4	4	8
Morgan (LB)	3	-	7
Trumbetti (DL)	3	3	7
Tillery (DL)	4	5	7
Butler (CB)	-	-	3
Coney (LB)	3	3	3
Studstill (S)	3	3	3
Crawford (CB)	2	-	2
Coleman (CB)	2	2	2
Sebastian (S)	1	1	1
Watkins (CB)	-	-	1
Matuska (DL)	-	-	1

Longest Active Streaks	
Rochell (DL)	30
Luke (CB)	30
McGlinchey (RT/LT)	18

Most Career Starts	
Rochell (DL)	30
Luke (CB)	30
Onwualu (WR/LB)	25
McGlinchey (RT/LB)	18
Folston (RB)	15
Nelson (LG)	15
Kizer (QB)	15

Career Starts By Position										
—OFFENSE—										
WR	LT	LG	C	RG	RT	TE	WR	QB	WR	RB
Hunter Jr. (4)	McGlinchey (4)	Nelson (15)	Mustipher (4)	McGovern (4)	McGlinchey (14)	Smythe (7)	St. Brown (4)	Kizer (15)	Onwualu (4)	Folston (15)
Sanders (3)		Bars (2)			Bars (4)	Jones (5)	Zaire (1)	Zaire (3)	Holmes (2)	Adams (4)
						Luatua (4)				
						Weishar (2)				
—DEFENSE—										
DL	DL	DL	DL	LB	LB	LB	CB	S	S	CB
Trumbetti (7)	J. Jones (12)	Tillery (7)	Rochell (30)	Martini (8)	Morgan (8)	Onwualu (21)	Butler (3)	Tranquill (8)	Studstill (3)	Luke (30)
	Cage (11)	Matuska (1)		Coney (3)			Crawford (2)		Sebastian (1)	Coleman (2)
							Watkins (1)			

Notre Dame Football By The Numbers

.730 - Notre Dame's all-time winning percentage, the second-highest in college football history.

2 - Notre Dame is one of two teams, college or professional, to have all of its games broadcast on national radio and is the only team to have all of its home games televised nationally (NBC).

6 - College Football Hall of Fame coaches - Jesse Harper, Lou Holtz, Knute Rockne, Frank Leahy, Ara Parseghian and Dan Devine.

7 - Heisman Trophy winners: Angelo Bertelli (1943), Johnny Lujack (1947), Leon Hart (1949), John Lattner (1953), Paul Hornung (1956), John Huarte (1964) and Tim Brown (1987).

9 - Notre Dame claimed the 2015 national championship for graduating its student-athletes in all sports - in the process posting the top NCAA Graduation Success Rate (GSR) figure (.98) for its student-athletes for the ninth straight year.

11 - Consensus national championships - Since the Associated Press poll began in 1936, only Alabama (10) has more AP titles than Notre Dame's eight (1943-46-47-49-66-73-77-88). The Irish also earned consensus national titles in 1924, 1929 and 1930 prior to the AP rankings.

12 - Unbeaten and untied seasons.

12 - Representatives in the Pro Football Hall of Fame.

22 - Seasons in which the team has been voted the national champion by at least one selector.

32 - Unanimous first-team All-Americans -- more than any other school (not including 2015).

35 - Bowl games in which the Irish have taken part.

43 - Irish players that have captured NFL Super Bowl titles.

44 - College Football Hall of Fame players.

67 - Notre Dame players selected in the first round of the NFL Draft.

99 - Consensus All-Americans -- more than any other school (not including 2015).

99 - Percent graduation rate among football players who enter on scholarship and remain at least four years.

108 - Out of 127 seasons in which Notre Dame has finished with a winning record.

128 - Seasons of college football (including 2016).

190 - Selections on All-America first teams.

250 - Consecutive sellouts at Notre Dame Stadium.

291 - Consecutive games televised nationally or regionally.

408 - Appearances by the Irish on network television -- more than any other school.

492 - Irish players drafted into the National Football League.

NYLES AHEAD

- ▶ Junior LB Nyles Morgan has emerged as the heart of the Irish defense, recording a team-best 37 tackles, 1.5 tackles for loss and a sack and a pass break-up.
- ▶ Morgan's 26 solo tackles this season are good for an average 6.5 per game. That clip ranks seventh in the country, while his 9.3 total tackles per contest rank 37th.

ALMOST PERFECT BALANCE

- ▶ Notre Dame's high-flying offense remains as balanced as its quarterback. Adjusting sacks from rushing plays (as credited by the NCAA) to passing plays (as intended), the Irish have 146 rushing plays this season and 139 passing plays for a run-play percentage of 51.2%.
- ▶ In 2015, Notre Dame had 453 rushing plays and 411 passing attempts for a run-play percentage of 52.4%.
- ▶ In 2014, Notre Dame had 463 rushing plays and 484 passing attempts, a mere 51.1 percent lead towards runs.
- ▶ In 2013, Notre Dame had 440 rushing attempts and 429 passing attempts, giving the Irish a balanced 50.6 percent run attack. Similarly adjusting the eight sacks that the NCAA considers rushing plays, the 2013 numbers would have been even closer as Notre Dame would have 432 rushing attempts and 437 passing plays, a 50.3 percent tilt towards passing.

IRISH CASH IN ON NEVADA DURING SECOND QUARTER

- ▶ In the 39-10 victory over Nevada in the home opener, Notre Dame used a 25-point outburst in the second quarter to pull away.
- ▶ The scoring opened with a 21-yard field goal from **Justin Yoon** before the Irish finally found the endzone on a seven-yard pass from **DeShone Kizer** to **C.J. Sanders**. The Wolf Pack then made a mental error on the ensuing kickoff, resulting in an Irish safety, before WR **Kevin Stepherson** and RB **Tarean Folston** gave the Irish rushing touchdowns and a 25-0 halftime lead.
- ▶ It was Notre Dame's highest scoring quarter since hanging 28 in the second quarter of a 42-21 win at Pittsburgh in 2005.
- ▶ The safety was the first recorded by the Irish since 2003, when the Cardinal had a bad snap exit the endzone on a punt during a 57-7 Notre Dame victory.

E-Q EQUALS TREND FOR BIG OFFENSIVE OPENERS

- ▶ WR **Equanimeous St. Brown** made his first career start on opening night at Texas (Sept. 4) and proceeded to catch five passes for 75 yards and a pair of touchdowns. The second TD, a 30-yard pass from **DeShone Kizer**, proved particularly memorable as St. Brown's cartwheel into the end zone after being hit just short of the goal line became an immediate viral sensation.
- ▶ The two scores continued a recent trend for the Irish. In each of the past six season openers, a member of the Notre Dame team has scored at least two TDs. Against Texas in 2015, **Will Fuller** had two TD catches and **Josh Adams** had two TD runs. In 2014 against Rice, **Everett Golson** ran for three TDs. Facing Temple in 2013, **DaVaris Daniels** hauled in a pair of TD grabs. The 2012 opener in Ireland against Navy saw **Theo Riddick** and **George Atkinson** rush for two TDs apiece. In the 2011 opener against South Florida, **Michael Floyd** caught a pair of TDs.
- ▶ The last Irish opener without a player scoring two TDs came in a 23-12 win over Purdue in 2010 when the Irish got single TDs from **Armando Allen** and **TJ Jones**, along with three **David Ruffer** field goals.

FOUR CAPTAINS NAMED FOR 2016 SEASON

- ▶ On August 24, Notre Dame head coach **Brian Kelly** announced four captains for the 2016 team, senior wide receiver **Torii Hunter Jr.**, senior left tackle **Mike McGlinchey**, senior linebacker **James Onwualu**, and senior defensive lineman **Isaac Rochell**.
- ▶ Reflecting the national nature of Notre Dame's recruiting base, all four are from different states as Hunter hails from Texas, McGlinchey from Pennsylvania, Onwualu from Minnesota and Rochell from Georgia. The last time Notre Dame had at least four captains, all from different states came in 2009 with **Jimmy Clausen** (California), **Eric Olsen** (New York), **Kyle McCarthy** (Ohio) and **Scott Smith** (Illinois).
- ▶ It marks the first time since 2011 that a member of the Martin family has not served as a team captain. **Zack Martin**, now an All-Pro guard for the Dallas Cowboys served as a captain in 2012 and 2013 while his brother **Nick Martin**, now a center for the Houston Texans, served as a captain in 2014 and 2015. The Martins become the first pair of brothers to serve as team captains for the Notre Dame football team over multiple seasons, and are only the second brother combination in program history to be named captain along with **Bob Golic** (1978) and **Mike Golic Sr.** (1984).

HE'S NO. 1!

- ▶ New for the 2016 season, head coach **Brian Kelly** has opted not to issue the coveted uniform number one. Instead, it is being awarded in a weekly basis to the player who best represents the ideals of the program on and off of the field. Worthy candidates are nominated weekly by the team captains and are debated by the coaching and support staff with the selection revealed in the locker room following pregame warmups.
- ▶ If an offensive lineman is chosen, they are duly recognized but ineligible to wear the number one during the game itself due to NCAA rules restricting down linemen to uniform numbers ranging from 50-79. This occurred for the first time with **Quenton Nelson** receiving the honor against Duke.

Game	No. 1 Recipient	Stats
at Texas (Sept. 4)	LB James Onwualu	Eight tackles (three solo), one tackle for loss
Nevada (Sept. 10)	CB Cole Luke	Two tackles (both solo)
Michigan State (Sept. 17)	RB Josh Adams	12 rushes, 33 yards
Duke (Sept. 24)	OL Quenton Nelson	Start

TOUGH TO BEAT WHEN WINNING THE RUSHING BATTLE

- ▶ Since the start of the 2005 season, Notre Dame has won 60 of its past 66 games when recording more rushing yards than its opponent, including a 6-1 mark in 2015 (wins over Texas, Virginia, UMass, USC, Temple and Wake Forest with a loss at Stanford).
- ▶ Seventh-year head coach **Brian Kelly** has his own fairly remarkable run when his teams outrush their opponents. He is 178-27-1 in his career and 40-6 at Notre Dame when winning the rushing battle.
- ▶ The Irish were 5-2 in 2013 when outrushing their opponents a year after Notre Dame outrushed 10 of its 13 opponents in 2012 and went 9-1 in those games. The Irish were 5-1 in 2014 when outrushing their opponent.

30 IS THE WAY TO CARRY THE DAY

- ▶ The number 30 has proven critical when predicting Notre Dame's overall success.
- ▶ The Irish stand at 38-8 (.826) in its last 46 games when they have run the ball at least 30 times. Notre Dame had a run of 26 consecutive games where it did not lose a game in which it had at least 30 rushing attempts snapped on Oct. 18, 2014, at No. 2 Florida State. The Irish ran the ball effectively against the Seminoles, gaining 157 yards on 35 carries (4.5 average) but lost a game for the first time when carrying the ball at least 30 times since an 18-14 defeat vs. Florida State in the 2011 Champs Sports Bowl in Orlando.
- ▶ Conversely, Notre Dame has lost its last eight games when rushing the ball less than 30 times, dating back to a 59-33 win over Air Force on Oct. 8, 2011, when the Irish ran the ball 29 times for 266 yards.
- ▶ The Irish have run the ball at least 30 times in each of their last 17 games, extending back to a loss at USC on Nov. 29, 2014, in which the Irish had just 25 carries against the Trojans during a loss at the Los Angeles Memorial Coliseum.
- ▶ Notre Dame ran the ball at least 30 times in each of its 13 games in 2015.
- ▶ The Irish went 8-3 in 2014 when rushing the ball at least 30 times. Notre Dame carried the ball at least 30 times in each of its first 10 games along with its Music City Bowl win over No. 22 LSU.

DOUBLE CENTURY GROUND GAME

- ▶ Notre Dame is 39-5 since the start of the 2002 season when it gains 200 or more yards rushing, including 239 yards in a win over Nevada.
- ▶ Notre Dame ran for 206 yards on 46 carries in the season-opener at Texas on Sept. 4 in a rare losing effort when crossing the 200 rushing yards plateau. Notre Dame has run for at least 200 yards in four of its last five season openers, just missing the mark in 2013 against Temple.
- ▶ The Irish opened the 2015 season by rushing for 214 yards in its 38-3 win over Texas, 253 yards at Virginia on Sept. 12, 215 against No. 14 Georgia Tech on Sept. 19 and 457 against UMass on Sept. 26.
- ▶ Last year marked the first time that Notre Dame has opened a season with four consecutive 200-yard rushing efforts since 1989 when Notre Dame reeled off 11 in a row to begin the campaign before being held to 142 yards at Miami (Fla.) on Nov. 25.
- ▶ Notre Dame rushed for 1,139 yards over its first four games of the 2015 season. It marked the most rushing yards for an Irish squad through four games since 1992 (1,264 yards).
- ▶ The Irish ran for at least 200 yards six times in 2015, posting a 5-1 record in those contests. The lone loss came at No. 9 Stanford (Nov. 28) when the Irish ran for 299 yards but lost, 38-36. The 299 rushing yards are the most surrendered by Stanford on its home field since Washington ran for 388 on Nov. 3, 2007.
- ▶ Notre Dame capped its 2014 season in style with 263 rushing yards in a Music City Bowl win over No. 22 LSU. Only Auburn and Mississippi State (both 268) ran for more yards against the Tigers last year.
- ▶ Combining that Music City Bowl sum and the first four games of 2015, it marks the first time the Irish have run for at least 200 yards in five consecutive games at any point in a season since ending the 2000 season with six straight 200-yard rushing efforts.

IRISH HANG ONTO THE FOOTBALL

- ▶ Notre Dame's running backs have established an impressive resume for holding onto the football since the arrival of head coach **Brian Kelly**. In 2015, **C.J. Prosise** (156 carries), **Josh Adams** (117), **Dexter Williams** (21), **Tarean Folston** (3) and **Josh Anderson** (2) carried the ball 299 times while losing just three fumbles, one coming amidst the rains of Hurricane Joaquin at No. 12 Clemson on Oct. 3 and the other two against the nation's top-ranked defense in Boston College on Nov. 21.
- ▶ Notre Dame running backs have lost 15 fumbles over 2,156 carries since 2010, an average of just one lost fumble for every 143.7 carries.
- ▶ The Irish trio of **Cam McDaniel**, Folston and **Greg Bryant** toted the rock 316 times in 2014 and only lost a fumble twice.
- ▶ Here is a look at the success Irish running backs have had in terms of ball security since the arrival of head coach **Brian Kelly**:

Year	Carries by RBs	Fumbles Lost
2010	325	2
2011	357	3
2012	378	3
2013	383	2
2014	316	2
2015	299	3
2016	98	0
Total	2,156	15

2016 Notre Dame Honors/Awards

Josh Adams, So., RB

Doak Walker Award Watch List

Scott Daly, Gr., LS

Phil Steele Preseason Third Team All-American

Tarean Folston, Sr., RB

Doak Walker Award Watch List

Torii Hunter Jr., Sr., WR

Team Captain

Alizé Jones, So., TE

Mackey Award Watch List

Jarron Jones, Gr., DL

Outland Trophy Watch List

DeShone Kizer, Jr., QB

Maxwell Award Watch List
Walter Camp Award Watch List
Davey O'Brien Award Watch List

Mike McGlinchey, Sr., OL

Outland Trophy Watch List
USA Today Preseason Second Team All-American
CBS Sports Preseason Second Team All-American
Phil Steele Preseason Third Team All-American
Athlon Sports Preseason Fourth Team All-American
Team Captain

Quenton Nelson, Jr., OL

Sports Illustrated Preseason First Team All-American
USA Today Preseason Second Team All-American
Athlon Sports Preseason Third Team All-American

James Onwualu, Sr., LB

Team Captain

Isaac Rochell, Sr., DL

Bednarik Award Watch List
Nagurski Trophy Watch List
Team Captain

Drue Tranquill, Jr., S

Lott IMPACT Trophy Watch List

Justin Yoon, So., PK

Groza Award Watch List

Malik Zaire, Sr., QB

Maxwell Award Watch List

Notre Dame Football Replay Affiliates

Regions/Markets	Station
New York (NY/NJ/PA/Conn)	SportsNet New York (SNY)
Chicago (IL/IN/IA/WI)	Comcast SportsNet Chicago
NC/PA/DC/MD/DE/VA/WV	CSN Mid-Atlantic
Houston/TX/LA/ARK/NM	ROOT Sports Southwest
New England	CSN New England
California (Bay Area)	CSN Bay Area
Philadelphia	CSN Philadelphia
Philadelphia/Harrisburg/Pittsburgh	The Comcast Network
Oregon	CSN Northwest
Colorado	Comcast Entertainment TV (CET)
LA/TX/GA/MS/VA/AR/FL	Cox Sports Television (NOLA)
Denver	KETD-TV 53.2 Digital OTA
Indianapolis	WHMB-TV 40
Las Vegas	KEEN-TV 17
New Orleans	WHNO-TV20
Scranton/Wilkes-Barre	WQMY-TV MyTV
Tulsa	KWHB-TV47
Wichita-Hutchinson	KGPT-TV 49 & KSMI-TV 41
Honolulu	KWHE-TV14
Toledo	WMNT-TV My58
Toledo	Buckeye SportsNetwork
Rochester, NY	WRWB-TV 16/TW SpNet
Huntsville	WYAM-TV 51
Madison, WI	CW57 Sports
Colorado Springs-Pueblo	KWHS-TV 51
South Bend-Elkhart	CW25
Evansville-Jasper	WJTS-TV 27
Binghamton	WBPN-TV My 8 (LP)
St. Croix, USVI	WCVI-TV 23
Middle East (25 countries)	METV
United States (National)	Family Entertainment TV

31 affiliates (145,434,480 homes)

Inside Notre Dame Football Affiliates

Regions/Markets	Station
New York (NY/NJ/CT/PA)	SportsNet New York (SNY)
Chicago (IL/IN/IA/WI)	Comcast SportsNet Chicago
Florida	FOX Sports Sun
DC/DE/MD/NC/PA/VA/WV	CSN Mid-Atlantic
IL/IN/MO/NE/KS/IA	FOX Sports Midwest
New England	CSN New England
Houston/TX/LA/ARK/NM	ROOT Sports Southwest
California (Bay Area)	CSN Bay Area
Philadelphia	CSN Philadelphia
Phil./Harris./Pitt.	TCN Philadelphia
Mich./NW/Ohio/N/Indiana	FOX Sports Detroit
Denver	KETD-TV53.2 Digital OTA Broadcast
Cleveland & All Ohio	SportsTime Ohio (Indians)
Pittsburgh	Root Sports Pitt (PA,WV,NY,MD,OH)
LA/TX/AR/GA/MS/VA/FL	Cox Sports Television (New Orleans)
Oregon/Washington	CSN Northwest
Indianapolis	WHMB-TV 40
Las Vegas	KEEN-TV 17
Indy/Ft.Wayne/Lafayette	Xfinity Channel 81
New Orleans	WHNO-TV 20
Wilkes Barre-Scranton	WQMY-TV/My TV
Tulsa	KWHB-TV 47
Wichita-Hutchinson	KGPT-TV 49
Honolulu	KWHE-TV 14
Toledo	WMNT-TV My58
Rochester, NY	WRWB-TV 16/Time Warner SportsNet
Huntsville	WYAM-TV 51
Madison, WI	CW57 Sports
Colorado Springs-Pueblo	KWHS-TV 51
South Bend-Elkhart	WNDU-TV 16
Evansville-Jasper	WJTS-TV 27
Binghamton	WBPN-TV My8 (LP)
Clarksburg/Mannington, WV	TKMI Broadcasting
St. Croix, USVI	WCVI-TV 23
Middle East (25 countries)	METV
United States (National)	Family Entertainment TV
Worldwide	On Demand from Xfinity
Worldwide	UND.com

38 affiliates (163,533,030 homes)

HOME IS WHERE THE HEART IS

- ▶ The offseason addition of **Jeff Burris** to the Notre Dame football staff as a senior defensive analyst only adds to the bevy of Irish legends currently helping the 2016 team. Burris, a consensus All-American and team captain in 1993, first round NFL Draft pick by the Buffalo Bills and 10-year NFL veteran, spent the past three seasons as the assistant defensive backs coach for the Miami Dolphins.
- ▶ In 2015, three former Irish stars were added to head coach **Brian Kelly's** staff.
- ▶ Arguably the best defensive back Notre Dame has produced, defensive backs coach **Todd Lyght** was a two-time consensus All-American and a starter on the 1988 national championship team. The fifth overall pick in the 1991 NFL Draft by the St. Louis Rams, Lyght played in the league for 12 years. He earned All-Pro accolades and won a Super Bowl ring with the Rams in Super Bowl XXXIV.
- ▶ Running backs coach **Autry Denson** was a three-year starter and two-time team Most Valuable Player, Denson starred for Notre Dame from 1995-98. He is the all-time leading rusher in school history with his 4,318 yards.
- ▶ Former Irish quarterback **Ron Powul** rejoined the Irish last year as the program's director of player development. Powul is charged with helping the intellectual, social and spiritual development of the team's student-athletes. He is the program's primary point of contact with the student welfare and development and academic services for student-athletes in addition to holding a role coordinating community service projects.

AMPLE DEPTH AT RUNNING BACK

- ▶ As anticipated, one of the better positional battles of preseason camp came from the running back corps where the starter for Texas was not named until the game-week selection of **Tarean Folston**.
- ▶ Folston started 10 games in 2014 and took the first snap of 2015 but would be lost for the season due to a knee injury after just three carries. Back at full-speed, Folston is ready to expand upon the form that saw him rush for 889 yards in 2014, gaining 5.1 yards per carry. He produced a quartet of 100-yard rushing efforts as a sophomore, including a 120 yards at Florida State and a career-high 149 yards against Navy.
- ▶ Sophomore **Josh Adams** stepped up after Folston's injury and set a Notre Dame freshman record by running for 835 yards in 2015. Averaging 7.1 yards per carry, Adams produced three of the top five single-game freshmen rushing performances in Irish lore, capped by his school freshman record 168 yards at Stanford. He eclipsed the 100-yard plateau in three of Notre Dame's final five games of the 2015 campaign.
- ▶ Adams reached the career 1,000 yard mark against Michigan State in his 16th career game. That marked the quickest an Irish player has reached the plateau since **Darius Walker** hit 1,000 yards in his 14th career game during the 2005 season.
- ▶ Folston and Adams have seen nearly even handoffs this season. Folston has run 32 times for 143 yards and a touchdown, while Adams has posted 184 yards on 33 attempts.
- ▶ Sophomore **Dexter Williams**, freshman **Tony Jones Jr.** and graduate student **Josh Anderson** provide extended depth at the position.

HARRY'S HEROES: OFFENSIVE LINE WILL BE STURDY AGAIN

- ▶ Under the mindful eye of coach **Harry Heistand**, the Notre Dame offensive line has seen four players selected in the first three rounds of the NFL draft over the past three years, including first rounders **Ronnie Stanley**, who went to Baltimore with the sixth overall pick in 2016, and **Zack Martin**, the 16th overall pick by the Dallas Cowboys in 2014.
- ▶ The unit aims to follow the lead of a 2015 unit which opened holes, protected passers and allowed the Irish to average 200 yards rushing and 200 yards passing per game. The Irish had not accomplished this feat since 1977. Through two games, the Irish are averaging 222.5 rushing yards and 221.5 passing yards per outing.
- ▶ Senior and team captain **Mike McGlinchey** has flipped over from starting right tackle to replace Stanley at left tackle. McGlinchey started all 13 games in 2015 and serves as a leader for this unit both on and off of the field. Senior **Hunter Bivin** brings 18 games worth of Notre Dame experience into the backup post behind McGlinchey.
- ▶ The stout **Quenton Nelson** earned a spot on Sports Illustrated's preseason All-American team and starts at left guard. The junior started 11 of the 12 games he played in last fall, ably filling the space between first-round pick Stanley at left tackle and second-round pick **Nick Martin** at center. Sophomore **Trevor Ruhland** is listed as Nelson's backup.
- ▶ Junior **Sam Mustipher** has earned the starting nod at center. Texas was his first career start after appearing in nine games last fall as a reserve and on special teams.
- ▶ The right guard position saw senior **Colin McGovern** edge out a tough challenge from sophomore **Tristen Hoge** during fall camp. McGovern made the first start of his career at Texas after playing in 10 games previously off of the bench. The nephew of former NFL running back Merrill Hoge, Tristen is also an option to see time as a backup center where he is competing with graduate student **Mark Harrell** for the role.
- ▶ Junior **Alex Bars** aims to continue to tradition of strong right tackles for the Irish, a starting role held by McGlinchey in 2015 and Stanley in both 2013 and 2014. Bars started two games at left guard last fall (wins over Navy and USC) in place of an injured Nelson before an ankle injury of his own against the Trojans prematurely ended Bars' season. Freshman **Tommy Kraemer** is slated to backup Bars.

WIDE OPEN WIDE RECEIVER POSITION

- ▶ Notre Dame has a talented yet inexperienced group of wide receivers.
- ▶ Aside from senior **Torii Hunter Jr.** (28 catches for 363 yards and two TDs in 2015), the unit entered the 2016 season combining for two career catches – an eight-yard grab by sophomore **Equanimeous St. Brown** (vs. UMass on Sept. 26) and a reception for zero yards by sophomore **C.J. Sanders** (vs. UMass on Sept. 26). The depth took another hit after Hunter made four catches for 37 yards in a score against Texas before suffering an injury and missing the Nevada game. He returned against Michigan State to make a team-leading five grabs for 95 yards.
- ▶ At Texas, Sanders caught three passes for 55 yards, including his first career receiving TD after scoring twice in 2015 on special teams. St. Brown led the Irish with five grabs for 75 yards and a pair of TDs in Austin. St. Brown also collected a touchdown pass against the Spartans.

- ▶ Junior **Corey Holmes** and sophomore **Miles Boykin** impressively proved difficult to cover on the Irish scout team last fall and will assuredly factor into the wide receiver playing mix in 2016. Both are listed as top reserves on the pre-Texas depth chart although Holmes ended up earning the start at slot receiver. Neither had a reception against the Longhorns.
- ▶ Early-enrolled freshman **Kevin Stepherson** and summer-enrolled freshmen **Chase Claypool** and **Javon McKinley** bring three of the country's most sought-after recruits into the wide receiver mix. Stepherson and Claypool each played at wide receiver at Texas with their reps increasing after Hunter was lost to an injury.

DURHAM ENDURES, LEADS TIGHT END CORPS

- ▶ Notre Dame has become "Tight End U" recently as each of the last six starting tight ends for the Irish have been NFL Draft picks, five of them being either first or second round NFL Draft picks, an esteemed roll that includes **Anthony Fasano** (2006 second round - Dallas), **John Carlson** (2008 second round - Seattle), **Kyle Rudolph** (2011 second round - Minnesota), **Tyler Eifert** (2013 first round - Cincinnati), **Troy Niklas** (2014 second round - Arizona) and **Ben Koyack** (2015 seventh round - Jacksonville).
- ▶ Head coach **Brian Kelly** will utilize a slew of options at this position in 2016. He welcomed back senior **Durham Smythe** at the top of the tight end rotation heading into the fall campaign. Smythe started at Texas and had an eight-yard catch during the contest and scored his first touchdown of the season on a 12-yard catch against Michigan State.
- ▶ Smythe started the first two games of 2015 and proved to be a dependable blocker and pass catcher before suffering an injury in the waning seconds at Virginia. He returned to the starting lineup against Ohio State in the BattleFrog Fiesta Bowl.
- ▶ Junior **Nic Weishar** made a pair of starts (at Clemson and Stanford) in place of Smythe last fall, seeing action in 12 of 13 games overall. He caught three passes on the year and proved a capable blocker.
- ▶ Junior **Tyler Luatua** is another option at tight end, playing in 10 games with a trio of starts, including the Fiesta Bowl. Senior **Jacob Matuska**, a 270-pound converted defensive lineman, will also try his hand at tight end in 2016 after having a productive fall camp.

WEALTH OF EXPERIENCE AT QUARTERBACK

- ▶ Few teams can match the level of winning experience that the Irish possess at quarterback. Notre Dame has a pair of signal callers in junior **DeShone Kizer** and senior **Malik Zaire** who started games last year against "Power 5" competition and proved victorious in those matchups.
- ▶ Notre Dame is one of just five teams nationally that returns multiple starting quarterbacks who beat a "Power 5" team in 2015. Auburn (Jeremy Johnson and Sean White), Louisville (Kyle Bolin and Lamar Jackson), Miami, Fla. (Brad Kaaya and Malik Rosier) and Texas (Jerrod Heard and Tyrone Swoopes) are the other four schools.
- ▶ Notre Dame is in this enviable position for the first time since the 2011 season when both **Dayne Crist** and **Tommy Rees** returned after leading the Irish as a starter to victories over power conference schools in 2010.

KIZER A YEAR WISER

- ▶ When **Malik Zaire** was lost for the 2015 season following an injury in the second game, **DeShone Kizer** found himself as the proverbial "next man in" and under center on the road at Virginia with the Irish trailing in the final minute. Kizer led the team on an 80-yard game-winning drive capped by a 39-yard TD pass to **Will Fuller** with 12 seconds remaining in the game.
- ▶ That play at Virginia would culminate the first of three late fourth quarter go-ahead drives engineered by the poised first-year starter, all coming on the road. At No. 21 Temple on Oct. 31, Kizer drove the Irish 75 yards, capped by a 17-yard TD pass to Will Fuller with 2:09 remaining, to lift Notre Dame to a 24-20 win. At No. 13 Stanford on Nov. 28, Kizer capped an 88-yard march to pay dirt with a two-yard TD run that put the Irish on top, 36-35, with 30 seconds to play. Unfortunately, the Cardinal would get a 45-yard game-winning field goal as time expired to claim the win.
- ▶ Another road-game highlight for Kizer came at Pittsburgh on Nov. 7 as he completed 19 of 26 passes for 262 yards with five TDs against the Panthers. The five TD passes matched the school record for a road game, most recently tied when **Tommy Rees** threw for five at Air Force on Oct. 26, 2013. The record had been set by **Brady Quinn** at Michigan State in 2006 and also accomplished twice by **Jimmy Clausen** - against Hawaii in the 2008 Hawaii Bowl and at Stanford in 2009.
- ▶ In addition to the five TD passes, Kizer also ran for a TD at Pitt. The 36 points accounted for set a school record for a road game. It tied for second-best overall, trailing only the 37 points accounted for by **Art Smith** against Loyola-Chicago on Oct. 28, 1911. Smith accounted for seven TDs in an era where they were worth five points apiece and also added two extra points.
- ▶ Kizer produced against elite foes in 2015. In five starts against ranked teams, he posted a 140.14 passer rating, including a 60.5 completion percentage, 1,381 passing yards and seven TD passes. He also ran for five other TDs, part of a 10-rushing TD season which set a single-season school record for quarterbacks.

MALIK IS ON FLEEK

- ▶ In both cases where **Malik Zaire** started a game and not been victimized by injury, he has excelled against college football royalty.
- ▶ Zaire made his first career start and earned MVP honors in the 2014 Music City Bowl victory over LSU. He completed 80 percent of his passes while also running for 96 yards and a TD.
- ▶ Under center for the 2015 season opener against Texas, Zaire wrote his name into the Irish record book as he completed 19 of 22 passes for 313 yards and three TDs in a 38-3 win over the Longhorns. He became just the fifth Notre Dame player to throw for over 300 yards on Opening Day. Zaire's completion percentage of 86.4 ranks second in school history for any game and stands as the best mark since 1984.
- ▶ Zaire's season was cut short in week two at Virginia but not before he ran for 87 yards against the Cavaliers while throwing for 115 more and a TD.

**Fighting Irish
In The NFL (Updated Sept. 18)**

Arizona Cardinals

WR Michael Floyd..... Last week: 4 receptions, 65 yards
TE Troy Niklas

Baltimore Ravens

DE Kapron-Lewis Moore*
OT Ronnie Stanley..... Season: 3 games started

Buffalo Bills

S Robert Blanton..... Season: 3 games played, 4 tackles

Carolina Panthers

LS J. J. Jansen..... Season: 3 games played

Cincinnati Bengals

TE Tyler Eifert..... Injured
DB KeiVarae Russell

Cleveland Browns

RB George Atkinson III..... Last week: 1 kick return, 21 yards

Dallas Cowboys

OG Zack Martinw..... Season: 3 games started
LB Jaylon Smith#

Detroit Lions

WR TJ Jones*
RB Theo Riddick ... Last week: 7 run, 45 yds, TD; 5 rec, 63 yds, TD
WR Golden Tate..... Last week: 7 rec, 41 yds

Houston Texans

WR Will Fuller Last week: 3 receptions, 31 yds
OG Nick Martin#

Indianapolis Colts

S Matthias Farley Season: 3 games played, 2 tackles

Jacksonville Jaguars

DT Sheldon Day..... Season: 3 games played
TE Ben Koyack..... Season: 3 games played

Minnesota Vikings

TE Kyle Rudolph..... Last week: 7 rec, 70 yds, TD
S Harrison Smith..... Last week: 7 tackles, sack

New York Giants

DE Romeo Okwara..... Season: 3 games played, tackle
DE Ishaq Williams*

Pittsburgh Steelers

OT Ryan Harris..... Season: 3 games played
DE Stephon Tuitt..... Last Week: 5 tackles

San Diego Chargers

ILB Manti Te'o..... Season: 14 tackles (out for season after Wk. 3)
OG Chris Watt#

San Francisco 49ers

NT Ian Williams#

Seattle Seahawks

RB C.J. Prosise Season: 1 Game Played

Tennessee Titans

TE Anthony Fasano Season: 3 games played, 1 reception
CB Cody Riggs..... Season: 2 games played

Washington Redskins

S David Bruton Jr..... Last Week: 9 tackles
DT Louis Nix III*

* - Practice Squad

- Reserved/Injury List

RO-SHELL GAME ALONG DEFENSIVE LINE

- ▶ Five players who have started a game on the Irish defensive line return for 2016 led by **Isaac Rochell**. The Bednarik and Nagurski Award candidate has started 28 games over the past two seasons. His 63 tackles last fall leads all returning defensive linemen, a sum which included 7.5 tackles for loss. Rochell is tied for the team lead with 4.0 tackles for loss through the first three games, while totaling 16 tackles and adding four QB hurries.
- ▶ Graduate student **Jarron Jones** returns at full-speed from an injury suffered last August that kept him out of every game except for the BattleFrog Fiesta Bowl contest against Ohio State. Jones had started 11 games in 2014, amassing 7.5 TFLs and showed flashes of his old self against the Buckeyes, pressuring J.T. Barrett into an interception that later turned into an Irish touchdown. He owns five tackles thus far.
- ▶ Junior **Daniel Cage** (seven games) and sophomore **Jerry Tillery** (three games) both bring starting experience to the defensive tackle position and top the list of candidates for starting roles both alongside and behind Jones.
- ▶ Junior **Andrew Trumbetti**, who started three of his 12 appearances in 2015, is another returning force at defensive end. He saved his best performance of the season for last, making two TFLs, including a sack, against Ohio State. Trumbetti has made four tackles this season.
- ▶ Early-enrolled freshman **Daelin Hayes** was limited in spring drills due to a high school injury but will also push for a prominent role in 2016. Hayes has played in all three games with two tackles.

HOLES TO FILL FOR HOLE-FILLING LINEBACKERS

- ▶ Senior **James Onwualu** returns for his third year starting at strongside linebacker. Onwualu recorded 38 tackles last fall, including six for a loss. The team captain is tied for the team lead with 4.0 tackles for loss, along with 18 total tackles to rank second on the team.
- ▶ Selected to wear the number one jersey for the contest, Onwualu played many snaps as a fourth down lineman in the season opener at Texas (Sept. 4) as the Irish spent most of the game in a 3-3-5 nickel. He went on to make eight tackles with one for a loss, before following with five solo tackles and two for a loss against Nevada.
- ▶ The unit must replace a pair of captains and three-year starters in **Joe Schmidt** and **Jaylon Smith**. The faces lined up to fill those roles are junior **Nyles Morgan** in the middle and junior **Greer Martini** on the weakside.
- ▶ Morgan emerged at the end of 2014 when he started four games in place of an injured Schmidt. He ended up playing in all 13 games of the 2015 season as a backup linebacker and on special teams. Morgan debuted with aplomb in 2016, making a career-high 13 tackles to lead the Irish at Texas (Sept. 4). He has paced the Irish defense with 27 tackles the first three weeks.
- ▶ Martini played in all 13 games last fall, starting four, including contests against option-based offenses in Georgia Tech and Navy. Martini made nine stops against the Midshipmen in 2015, matching his career high set against Navy in 2014.
- ▶ Notre Dame's 2015 Defensive Scout Team Player of the Year, sophomore **Asmar Bilal**, is slated to backup Martini while freshman **Jamir Jones** is poised to lineup first behind Onwualu. Bilal and Jones have both seen action in all three games.
- ▶ Sophomore **Te'von Coney** will likely see the field as well, entering 2016 as Morgan's backup. He played in 12 games as a freshman in 2015, but similar to Martini, missed all of spring practice. Coney made his first career start against Nevada, recording five solo tackles and one for a loss. On the year, he's made 17 tackles, third on the team.

DEFENSIVE BACKS MOSTLY BACK

- ▶ Four players return to the Irish secondary with starting experience while some talented newcomers will aim to leave a mark on the depth chart too.
- ▶ Senior **Cole Luke** is the veteran of the group. He has started each of the 29 games over the 2014-16 seasons at cornerback. Luke ranked among the national leaders with his 15 passes defended in 2014 and applied ample pressure on opposing receivers in 2015. Luke had a tackle for loss among his two stops in the season opener at Texas (Sept. 4) and also broke up a pass before adding two more tackles against Nevada.
- ▶ A good battle was waged in fall practice to replace **KeiVarae Russell** at the other cornerback spot between sophomores **Nick Coleman** and **Shaun Crawford**.
- ▶ Crawford won the job, but Coleman will certainly see plenty of playing time. Both ended up starting at Texas while the Irish extensively used their nickel package.
- ▶ Coleman saw action in all 13 games as a freshman, mainly on special teams. He suffered a season-ending achilles injury against Nevada after making five tackles and adding a pass break-up.
- ▶ Junior **Nick Watkins**, who started in Russell's place against Ohio State in the Fiesta Bowl, has been limited for most of fall camp following Spring surgery for a broken arm and did not play in the opener.
- ▶ Early-enrolled freshman **Devin Studstill** turned a lot of heads during a solid spring and will garner immediate playing time. He played much of the second half of the Texas game at safety before making his first career start versus Nevada. Studstill then collected his first career interception against the Spartans.

- ▶ Junior **Drue Tranquill** returns from injury in 2016. He brings veteran experience and maturity to the strong safety position. Sixth-year performer **Avery Sebastian** will also see time on the field after starting against the Longhorns.

HERE'S TO YOON!

- ▶ On the heels of a freshman All-American debut season for the Irish, **Justin Yoon** returns as a stabilizing force.
- ▶ Yoon made each of his last 12 field goals entering the 2016 season, not missing since Sept. 12, 2015, at Virginia. Although snapped when his first attempt at Texas on Sept. 4 was blocked, it ranks as the fourth-longest streak in school history:

Most Consecutive Field Goals Made

Player (Years)	FGs
1. David Ruffer (2009-10)	23
2. Nick Tausch (2009)	14
3. Mike Johnston (1982)	13
4. Justin Yoon (2015)	12
5. John Carney (1984-85)	10

- ▶ Yoon tallied 95 points last fall (50 PATs and 15 field goals), the most in Irish lore by a freshman, the third-most by any kicker and the ninth-most for any player regardless of position.
- ▶ Yoon showed a remarkable consistency to reach that high point total, successfully making 88.2% of his field goals, ranking sixth in the nation last fall and first among freshmen.
- ▶ Yoon's range included a 52-yard field goal against Navy on Oct. 10 which ranked the third-longest in school history and the longest nationally by a 2015 freshman.

NEWSOME'S AWESOME

- ▶ His personality is hardly quiet, but junior **Tyler Newsome** very quietly put together one of the finest seasons ever by an Irish punter in 2015.
- ▶ Newsome's punting average of 44.5 yards stands first in Notre Dame history with a minimum of 50 boots. Aiding this is the 52.4-yard average from the UMass game on Sept. 26, 2015, that established a single-game school record for a minimum of five punts.
- ▶ Newsome's 44.5-yard average ranked 15th in the nation last season but the mere average conceals his fine work in placement. Of his 55 punts, 21 (38%) found themselves inside the opponent's 20-yard line.
- ▶ In the 2016 season opener at Texas, his top punt went for 53 yards. He added a 53-yarder among five kicks against Nevada, giving him 23 boots of at least 50 yards in 15 career games played.
- ▶ He unleashed a 71-yard boot against Michigan State, just the 12th punt in school history to go over 70 yards and the longest since Hunter Smith drilled a 79-yard punt against Arizona State in 1998.

SPECIAL SPECIALISTS

- ▶ Notre Dame brings back a significant amount of special teams experience beyond merely those who will lay their feet on the ball.
- ▶ Graduate student **Scott Daly** is in his fourth consecutive year serving as Notre Dame's long snapper. Daly has been flawless on both long and short snaps over the past two years. He also made a critical play in the 2015 Shamrock Series win over Boston College at Fenway Park when he recovered a fumble of a muffed punt at the Eagles' four-yard line.
- ▶ Last fall, returner **C.J. Sanders** was one of nine players in the nation, and the only freshman, to return both a punt and a kickoff for a touchdown. The speedy wide receiver and son of former Tennessee Titans receiver Chris Sanders returns in 2016 aiming to build upon a freshman season where his 640 kickoff return yards ranked eighth for a single season in school history. He leads the Irish in all-purpose yards in 2016 with 123.3 per game.
- ▶ This fall, sophomore running back **Dexter Williams** will look to take some kickoff returns along with Sanders while fleet-footed sophomore wide receiver **Chris Finke**, a former walk-on awarded a scholarship on August 22, will backup Sanders on punt returns. Williams had a 20-yard kickoff return in the season-opener at Texas.
- ▶ Junior quarterback **Montgomery VanGorger** is poised to step in as the holder for placement kicks, a role where he served as a backup to **DeShone Kizer** in 2015, seeing action only in the win over UMass.

FOUR SPECIAL TEAMS TOUCHDOWNS

- ▶ The Irish scored four touchdowns on special teams in 2015. The Irish had not seen four special teams TD in a single season since 2000.
- ▶ The first special teams TD came at Virginia (Sept. 12) when the Irish faked a field goal and holder **DeShone Kizer** threw a seven-yard TD pass to **Durham Smythe**.

- ▶ Notre Dame's second special teams TD came on a 50-yard punt return by **C.J. Sanders** against UMass (Sept. 26).
- ▶ The third Irish special teams TD of 2015 came against USC (Oct. 17) when **Equanimeous St. Brown** blocked a punt and **Amir Carlisle** returned it five yards for a TD.
- ▶ Notre Dame's fourth special teams TD came on a 93-yard kickoff return by Sanders at Stanford (Nov. 28).
- ▶ Although not a TD, it felt like one when Notre Dame returned a blocked extra point for two points with 3:29 remaining in regulation at Texas (Sept. 4) to force overtime. **Jarron Jones** swatted away Trent Dominique's kick and **Shaun Crawford** raced it the length of the field from there. It marked Notre Dame's first defensive extra point since **Allen Rossum** also tallied off of a blocked kick against Texas in 1995.

GREAT FOR TELEVISION

- ▶ Notre Dame has appeared on national or regional television in 293 consecutive games entering the Syracuse game.
- ▶ The Irish have made 410 appearances on network television -- more than any other school.

OFFICIAL NOTRE DAME FOOTBALL POSTGAME SHOW

- ▶ The Official Notre Dame Football Postgame Show will again be broadcast live following the conclusion of every Notre Dame game on News and Sports Radio WSBT 96.1 FM and 960 AM along with Sunny 101.5 FM and WatchND (WatchND.tv). The show is hosted by **Jack Nolan**, Irish All-American **Reggie Brooks** and a special former player guest host each week.

OFFICIAL BRIAN KELLY RADIO SHOW

- ▶ The **Brian Kelly** Radio Show began live at 7:30 p.m. ET on Sept. 1. University of Notre Dame football fans can attend the show at O'Rourke's in Eddy Street Commons. It will be video streamed live on WatchND at UND.com and broadcast live on WSBT 96.1 FM and 960 AM in South Bend. The show can be heard later in the week on WXNT 1430 AM in Indianapolis, WJRW 1340 AM in Grand Rapids, KOMJ 1490 AM in Fremont/Omaha, Nebraska, KCRD 98.3 FM, Dubuque, Iowa and KASR 92.7 FM in Conway/Little Rock, Arkansas. The video of the show will be archived on WatchND and an audio podcast of the show will be available on both WatchND and iTunes.
- ▶ Remaining dates for the shows are Sept. 15, 22 and 29; Oct. 6, 13 and 27; Nov. 3, 10 and 17.
- ▶ Hosted by **Jack Nolan**, "The Brian Kelly Radio Show" is a production of Fighting Irish Media.

INSIDE NOTRE DAME FOOTBALL WITH BRIAN KELLY

- ▶ Taped on Sunday afternoons, "Inside Notre Dame Football" will feature a recap of the week's contest, Notre Dame player features and more. The show can be seen locally Sunday evenings on WNDU-TV following the late local news. It will also re-air on WNDU-TV the following Saturday morning at 6:30 a.m. as well as 90 minutes prior to kickoff of Notre Dame home games. All shows can also be viewed on WatchND at UND.com starting Monday of each week. Inside Notre Dame Football airs on a total of 39 affiliates worldwide reaching nearly 164 million households.

Notre Dame Football Coaching Staff Game Day Locations		
Name	Position	Game Day
Brian Kelly	Head Coach	Sideline
Mike Denbrock	Associate Head Coach/Wide Receivers	Sideline
Greg Hudson	Defensive Analyst	Sideline
Mike Sanford	Offensive Coordinator/Linebackers	Press Box
Mile Elston	Linebackers/Recruiting Coordinator	Press Box
Scott Booker	Tight Ends/Special Teams Coordinator	Sideline
Autry Denson	Running Backs	Sideline
Keith Gilmore	Defensive Line	Press Box
Harry Hiestand	Offensive Line	Sideline
Todd Lyght	Defensive Backs	Sideline

**2016 Notre Dame
Football Media Information**

Interview requests and media access for the 2016 Notre Dame football team are administered by lead football contact Michael Bertsch and assistant football contact Michael Scholl.

CONTACT INFORMATION

- Michael Bertsch** **mberts1@nd.edu**
 Office: (574) 631-8642
 Cell: (574) 532-4154
 Twitter: @NdsidBertschy
- Michael Scholl** **mscholl@nd.edu**
 Office: (574) 631-4780
 Cell: (574) 876-6248
 Twitter: @MikeSchollND

BRIAN KELLY AVAILABILITY

During game weeks, Irish head coach Brian Kelly will be available for a Tuesday press conference, a Sunday conference call and an informal media briefing after practice Thursday. Media looking for the conference call numbers should contact Michael Bertsch.

TUESDAY - Noon-12:45 p.m. EDT

- ▶ Isban Auditorium at Guglielmino Athletics Complex
- ▶ This press conference will function as a look ahead at the upcoming weekend's opponent and other football-related issues.
- ▶ Coordinates: Galaxy 19 C; Transponder: 5 Slot # 1, 6MHz; Symbol Rate: 3.9787; Data Rate: 5.500; FEC: 3/4; Downlink: 3785 -- Vertical (Available from 11:45-12:45 p.m. ET)

WEDNESDAY - 10:20 a.m. EDT

- ▶ Atlantic Coast Conference weekly football teleconference weeks when Notre Dame is playing an ACC opponent (Sept. 21 and 28, Oct. 5 and 26, Nov. 16)

THURSDAY - 6 p.m. EDT

- ▶ Post-practice at Isban Auditorium

SUNDAY - 2-2:30 p.m. EDT

- ▶ This conference call will function as a look back at the previous Saturday's game.

For accredited members of the media who want to attend the weekly press conference, contact Michael Bertsch or Michael Scholl for more information. The Guglielmino Athletics Complex is located on the east side of campus, behind the Joyce Center and the Rolfs Recreation Center and just north of LaBar Practice Complex.

The Guglielmino Athletics Complex auditorium can be accessed through the main entrance, which is located on the west side of the building (facing the main campus).

The Tuesday press conference will be streamed live (audio and video) and archived for future use on UND.com each week. A full printed transcript will be posted as well on the website.

PLAYER INTERVIEWS

WEDNESDAY - Noon EDT

Notre Dame captain/DeShone Kizer availability

The following Fighting Irish student-athletes will be available for interviews: WR Torii Hunter Jr. (Noon), OL Mike McGlinchey (12:15 p.m.), LB James Onwualu (12:30 p.m.) and QB DeShone Kizer (12:45 p.m.)

WEDNESDAY - 6:45 p.m. EDT

Notre Dame student-athlete availability

The following Notre Dame student-athletes will be available for interviews: DL Isaac Rochell, LB Nyles Morgan, CB Cole Luke, RB Josh Adams, WR Equanimeous St. Brown, OL Alex Bars

Highlights will be available on WatchND and UND.com.

All requests must be submitted to Michael Bertsch by 5 p.m. ET Sunday.

Irish Among 2016 National Leaders

Category	Rank	Stat	National Leader	Stat
3rd Down Conversion Pct	53	0.426	Toledo	0.596
3rd Down Conversion Pct Def.	91	0.419	Michigan	0.120
4th Down Conversion Pct	21	0.750	13 teams tied	1.000
4th Down Conversion Pct Def.	39	0.500	6 teams tied	0.000
Blocked Kicks	14	1	Michigan, Texas	3
Blocked Kicks Allowed	84	1	83 teams tied	0
Completion Percentage	73	0.595	North Carolina St.	0.755
Fewest Penalties	54	23	Navy	7
Fewest Penalties Per Game	47	5.75	UConn	2.25
Fewest Penalty Yards	82	229	UConn, Navy	76
Fewest Penalty Yards Per Game	71	57.25	UConn	19.00
First Downs Defense	94	88	Kansas St.	30
First Downs Offense	50	86	Louisville	125
Fumbles Lost	99	4	9 teams tied	0
Kickoff Return Defense	98	22.77	Memphis	12.50
Kickoff Returns	87	19.81	Air Force	44.80
Net Punting	26	41.05	Utah	48.47
Passes Had Intercepted	49	3	5 teams tied	0
Passes Intercepted	28	4	Cincinnati, Troy, SMU	10
Passing Offense	28	292.0	Texas Tech	547.7
Passing Yards Allowed	87	253.0	Kansas St.	106.7
Passing Yards per Completion	17	14.97	Air Force	27.21
Punt Return Defense	74	8.43	South Ala.	-7.33
Punt Returns	27	13.63	Southern California	40.25
Red Zone Defense	79	0.875	Rutgers	0.375
Red Zone Offense	39	0.900	14 teams tied	1.000
Rushing Defense	96	201.0	Houston	37.0
Rushing Offense	83	163.8	Army West Point	374.8
Sacks Allowed	57	2.00	Toledo	0.00
Scoring Defense	101	33.5	Miami (FL)	7.7
Scoring Offense	43	37.3	Louisville	63.5
Tackles for Loss Allowed	64	5.75	Ohio St.	1.33
Team Passing Efficiency	23	157.57	Toledo	201.96
Team Passing Efficiency Defense	111	154.15	Baylor	74.40
Team Sacks	126	0.25	Boise St., Miami (FL), Illinois	4.33
Team Tackles for Loss	114	4.3	Miami (FL)	13.3
Time of Possession	67	29:25	Army West Point	38:31
Total Defense	103	454.0	Kansas St.	179.0
Total Offense	46	455.8	Louisville	682.0
Turnover Margin	100	-0.75	Ohio St.	3.00
Turnovers Gained	89	4	Washington, Cincinnati	13
Turnovers Lost	80	7	Western Mich.	0

All-Purpose			Combined Kick Returns		
C.J. Sanders	47	127.0	C.J. Sanders	18	293
Passing Efficiency			Passing TDs		
DeShone Kizer	14	167.6	DeShone Kizer	12	11
Passing Yards			Passing Yards/Game		
DeShone Kizer	23	1,096	DeShone Kizer	30	274.0
Passing Yards/Completion			Points Responsible For		
DeShone Kizer	10	15.22	DeShone Kizer	4	96
Points/Game			Punt Returns		
DeShone Kizer	5	24.0	C.J. Sanders	14	16.0
Punting			Receiving TDs		
Tyler Newsome	17	44.6	Equanimeous St. Brown	16	4
Receiving Yards			Receiving Yards/Game		
Equanimeous St. Brown	29	359	Equanimeous St. Brown	35	89.8
Rushing TDs			Solo Tackles		
DeShone Kizer	17	5	Nyles Morgan	7	6.5
Total Offense			Total Tackles		
DeShone Kizer	22	320.5	Nyles Morgan	37	9.3
Yards/Pass Attempt					
DeShone Kizer	13	9.45			

NOTRE DAME ON NBC SPORTS NETWORK

- ▶ NBC Sports Network will air a series of documentary-style programs dedicated to the Irish, produced in conjunction with Fighting Irish Media.
- ▶ The first feature will chronicle the 1966 national championship team and debuts on NBCSN at 11:30 p.m. ET on Sept. 17, following coverage of the Michigan State game.
- ▶ The second half-hour documentary will focus on the burgeoning rivalry against Stanford, a series which has seen several dramatic finishes in recent years. This program will debut on NBCSN at 5 p.m. ET on Oct. 11.
- ▶ A half-hour special on the life of **Corey Robinson** will debut on NBCSN at 5 p.m. ET on Oct. 25. Robinson played wide receiver for the Irish from 2013-15 but will spend his senior year as a student coach along with serving as Notre Dame's student government President.
- ▶ The 2016 Shamrock Series game against Army will feature the mantra "God, Country, Notre Dame" on the Irish uniforms, a phrase which is carved in stone above the side door of Notre Dame's Basilica of the Sacred Heart. Learn more about this phrase and how it permeates through both the University and its football team on NBCSN at 5 p.m. ET on Nov. 8.
- ▶ NBCSN will also show highlights from the team's annual ECHOES gala awards show at 12:30 p.m. ET on Dec. 17.

NOTRE DAME FUTURE SCHEDULES

- ▶ The following is Notre Dame's schedule for the 2017 season:

2017 Season

Date	Opponent	Site
Sept. 2	Temple	Notre Dame Stadium (Notre Dame, Ind.)
Sept. 9	Georgia	Notre Dame Stadium (Notre Dame, Ind.)
Sept. 16	at Boston College	Alumni Stadium (Chestnut Hill, Mass.)
Sept. 23	at Michigan State	Spartan Stadium (East Lansing, Mich.)
Sept. 30	Miami (Ohio)	Notre Dame Stadium (Notre Dame, Ind.)
Oct. 7	at North Carolina	Kenan Memorial Stadium (Chapel Hill, N.C.)
Oct. 21	USC	Notre Dame Stadium (Notre Dame, Ind.)
Oct. 28	NC State	Notre Dame Stadium (Notre Dame, Ind.)
Nov. 4	Wake Forest	Notre Dame Stadium (Notre Dame, Ind.)
Nov. 11	at Miami (Fla.)	Hard Rock Stadium (Miami Gardens, Fla.)
Nov. 18	Navy	Notre Dame Stadium (Notre Dame, Ind.)
Nov. 25	at Stanford	Stanford Stadium (Stanford, Calif.)

- ▶ As the 2017 season coincides with the opening of the Campus Crossroads Project, the Shamrock Series will take a one-year hiatus, allowing for the Irish to play seven games at Notre Dame Stadium. Seven home games will match the school record established in 1988 and matched in 1999, 2006, 2007, 2009 and 2010.
- ▶ Beyond 2017, the University has announced four other marquee home-and-home series.
- ▶ While Notre Dame will play Georgia at Notre Dame Stadium on Sept. 9, 2017, the Irish will return the game, going to Sanford Stadium to play "between the hedges" on Sept. 21, 2019.
- ▶ Michigan returns to the Notre Dame football schedule on Sept. 1, 2018, when the Wolverines travel to Notre Dame Stadium. The Irish will play in Ann Arbor on Oct. 26, 2019.
- ▶ The Irish will face Ohio State in a future home-and-home series. Notre Dame will take on Ohio State on Sept. 3, 2022, at Ohio Stadium with the Buckeyes travelling to South Bend on Sept. 23, 2023.
- ▶ Notre Dame will take on Texas A&M in a home-and-home series. The Irish will face the Aggies on Aug. 31, 2024, in College Station, Texas. Texas A&M will play at Notre Dame Stadium on Sept. 27, 2025.
- ▶ As a part of its 60-game, 12-year scheduling agreement with the Atlantic Coast Conference that runs through 2025, Notre Dame will play the following ACC foes. Specific dates have been announced through the 2019 season, along with the 2021 Florida State game.
 - 2018:** Home: Syracuse (Sept. 22), Pittsburgh (Oct. 20) and Florida State (Nov. 10). Away: Virginia Tech (Oct. 13) and Wake Forest (Nov. 17).
 - 2019:** Home: Virginia (Sept. 28), Virginia Tech (Nov. 2), Boston College (Nov. 23). Away: Louisville (Sept. 2/Labor Day) and Duke (Nov. 9).
 - 2020:** Home: Clemson, Duke and Louisville. Away: Georgia Tech, Pittsburgh and Wake Forest.
 - 2021:** Home: Georgia Tech and North Carolina. Away: Florida State (Sept. 6/Labor Day), Virginia and Virginia Tech.
 - 2022:** Home: Boston College and Clemson. Away: North Carolina and Syracuse.
 - 2023:** Home: Pittsburgh and Wake Forest. Away: Clemson, Duke, Louisville and North Carolina State.
 - 2024:** Home: Florida State, Miami and Virginia. Away: Georgia Tech.
 - 2025:** Home: North Carolina State and Syracuse. Away: Boston College, Miami and Pittsburgh.
- ▶ Navy has announced that its Oct. 27, 2018, home game against the Irish will be played at Qualcomm Stadium in San Diego, California.

BLEACHER REPORT FORGES GROUND-BREAKING SOCIAL MEDIA PARTNERSHIP

- ▶ Bleacher Report, a preeminent next generation content creation company, will be Notre Dame football's exclusive social content partnership throughout the season. The B/R social team will be embedded with the Irish during the entire season to create custom content for the program's national fan base.
- ▶ The collaboration will consist of full behind-the-scenes access to Notre Dame including practice, locker room, game day activities, home and away games, travel, academic classrooms and a wide array of student and campus life. The array of content will include a weekly video feature, Facebook Live streams, short shareable social packages and game day Snapchat takeovers, distributed across Bleacher Report's website and Team Stream mobile app -- reaching more than 250 million users -- along with B/R social platforms with an audience of more than 200 million fans.
- ▶ The new content partnership will include compelling human drama pieces, player interviews, features, scripted humor skits and powerful social visuals.

CAMPUS CROSSROADS PROJECT CONSTRUCTION UNDERWAY

- ▶ Construction on the Campus Crossroads Project, a \$400 million project that will use the University of Notre Dame's iconic football stadium as a hub for new facilities supporting academic and student life initiatives, began on November 23, 2014, the day after the home finale against Louisville.
- ▶ The Campus Crossroads Project is the largest building project in the University's 172-year history, integrating the academy, student life and athletics with the construction of more than 750,000 square feet in three new buildings attached to the west, east and south sides of the University's iconic football stadium, at a projected cost of \$400 million.
- ▶ The plan features three new structures attached to and serving the stadium -- the Duncan Student Center (west side of the stadium) for student life services, including space for student organizations, a recreation center and career center; Corbett Family Hall (east side of the stadium) for the anthropology and psychology departments and a digital media center; and a south building for the Department of Music and the Sacred Music at Notre Dame program. The Duncan Student Center and Corbett Family Hall buildings also will include some 3,000 to 4,000 premium seats for the football stadium with supporting club amenities.
- ▶ The project also will enhance the football fan experience on game days. A variety of premium seating options -- both indoor and outdoor and mostly club seats -- will be available on three upper levels on the east and west sides. A hospitality area also is planned for the south end of the stadium.
- ▶ The most visible change at Notre Dame Stadium will involve the addition of a video board at the top of the south end of the venue, along with ribbon boards along the east and west sides of the stadium.
- ▶ More information about the project is available online at Crossroads.nd.edu.

**Notre Dame Football
Roster Information**

NUMERICAL			ALPHABETICAL					Hometown/High School	
No.	Name	Pos.	No.	Name	Pos.	Ht.	Wt.		Cl./Elg.^
2	*Williams, Dexter	RB	33	*Adams, Josh	RB	6-1 5/8	220	So./2	Warrington, PA/Central Bucks South
3	*Sanders, C.J.	WR	46	*Anderson, Josh	RB	5-9	205	Gr./4	Chatsworth, CA/Notre Dame
4	*Coney, Te'von	LB	24	Assaf, Mick	WR	6-0	185	Fr./1	Atlanta, GA/Pace Academy
4	VanGorder, Montgomery	QB	43	Ball, Brian	WR	5-11	185	So./1	Indianapolis, IN/Bishop Chatard
5	**Morgan, Nyles	LB	30	Barajas, Josh	LB	6-1 5/8	240	So./1	Valparaiso, IN/Andrean
6	*St. Brown, Equanimeous	WR	71	*Bars, Alex	OL	6-6	320	Jr./2	Nashville, TN/Montgomery Bell Academy
7	*Watkins, Nick	CB	22	Bilal, Asmar	LB	6-2	230	So./1	Indianapolis, IN/Ben Davis
7	*Wimbush, Brandon	QB	70	*Bivin, Hunter	OL	6-5 1/2	308	Sr./3	Owensboro, KY/Apollo
8	Sebastian, Avery	S	34	Bongiovi, Jesse	CB	5-9 1/2	194	Sr./3	Brooklyn, NY/Poly Prep
9	**Zaire, Malik	QB	55	*Bonner, Jonathan	DL	6-3	286	Jr./2	Chesterfield, MO/Parkway Central
9	Hayes, Daelin	DL	12	Book, Ian	QB	5-11 1/2	200	Fr./1	El Dorado Hills, CA/Oak Ridge
10	Finke, Chris	WR	50	Boudreaux, Parker	OL	6-2 3/4	295	Fr./1	Winter Garden, FL/Bishop Moore
10	*Jones, Alizé	TE	81	Boykin, Miles	WR	6-3 5/8	222	So./1	Tinley Park, IL/Providence Catholic
11	Brent, Justin	RB	11	Brent, Justin	RB	6-1 1/2	220	Jr./2	Speedway, IN/Speedway
12	**Butler, Devin	CB	63	Bush, Sam	OL	6-3 1/2	305	Jr./2	Newport Beach, CA/Mater Dei
12	Book, Ian	QB	12	**Butler, Devin	CB	6-0 1/2	200	Sr./4	Washington, DC/Gonzaga
13	**Luatua, Tyler	TE	67	Byrne, Jimmy	OL	6-4	300	Jr./2	Cleveland, OH/St. Ignatius
14	*Kizer, DeShone	QB	75	*Cage, Daniel	DL	6-0 3/4	315	Jr./3	Cincinnati, OH/Winton Woods
14	Studstill, Devin	S	87	Centlivre, Keenan	WR	6-5 1/2	225	Jr./2	Fort Wayne, IN/Bishop Dwenger
15	Holmes, Corey	WR	43	Chereson, John	K	5-9	178	Sr./3	Erie, PA/Cathedral Prep
16	**Hunter Jr., Torii	WR	83	Claypool, Chase	WR	6-4	220	Fr./1	Abbotsford, BC/Abbotsford
17	***Onwuualu, James	LB	24	*Coleman, Nick	CB	5-11 1/2	195	So./2	Dayton, OH/Archbishop Alter
17	Henry, Nolan	QB	4	*Coney, Te'von	LB	6-0 3/4	235	So./2	Palm Beach Gardens, FL/Palm Beach Gardens
18	Pride Jr., Troy	CB	20	Crawford, Shaun	CB	5-8 1/2	185	So./1	Lakewood, OH/St. Edward
18	Sheridan, Buster	WR	61	***Daly, Scott	LS	6-1 1/2	250	Gr./4	Downers Grove, IL/South
19	*Yoon, Justin	K	97	Dew-Treadway, Micah	DL	6-4	300	So./1	Bolingbrook, IL/Bolingbrook
20	Crawford, Shaun	CB	95	Dickerson, Marquis	DL	6-1 1/2	285	Sr./3	Marianna, AR/Lee
21	Elliott, Jalen	S	74	Eichenberg, Liam	OL	6-5 3/4	280	Fr./1	Cleveland, OH/Saint Ignatius
22	Bilal, Asmar	LB	21	Elliott, Jalen	S	5-11 3/4	195	Fr./1	Richmond, VA/Lloyd C. Bird
23	**Tranquill, Drue	S	54	Feist, Lincoln	DL	6-1 3/4	315	So./2	Rapid City, SD/St. Thomas More
24	*Coleman, Nick	CB	28	*Fertitta, Nicco	S	5-8 1/4	185	So./2	Las Vegas, NV/Bishop Gorman
24	Assaf, Mick	WR	10	Finke, Chris	WR	5-9 1/4	180	So./2	Kettering, OH/Archbishop Alter
25	**Folston, Tarean	RB	25	**Folston, Tarean	RB	5-9 1/2	214	Sr./3	Cocoa, FL/Cocoa
26	Webster, Austin	WR	35	Hammann, Grant	WR	5-11 3/4	192	Jr./2	Dyersville, IA/Beckman
26	White, Ashton	CB	75	*Harrell, Mark	OL	6-4	306	Gr./4	Charlotte, NC/Catholic
27	Love, Julian	CB	9	Hayes, Daelin	DL	6-3 1/2	250	Fr./1	Belleville, MI/Skyline
28	*Fertitta, Nicco	S	93	Hayes, Jay	DL	6-3	285	Jr./2	Brooklyn, NY/Poly Prep Country Day
28	Ross, Austin	RB	17	Henry, Nolan	QB	6-1	195	So./2	Vancouver, WA/Union
29	Stepherson, Kevin	WR	66	Hoge, Tristen	OL	6-4 1/4	310	So./1	Pocatello, ID/Highland
29	Kohler, Sam	K	15	Holmes, Corey	WR	6-0 1/2	190	Jr./3	Pembroke Pines, FL/St. Thomas Aquinas
30	Barajas, Josh	LB	37	Hunter, Omar	WR	5-9	195	Sr./3	Harlingen, TX/Harlingen
31	Perry, Spencer	S	16	**Hunter Jr., Torii	WR	6-0	195	Sr./3	Prosper, TX/Prosper
32	Morgan, D.J.	S	49	Hutson, Brandon	LB	6-2 1/2	230	So./2	Battle Creek, MI/Harper Creek Community
33	*Adams, Josh	RB	10	*Jones, Alizé	TE	6-4 1/2	240	So./2	Las Vegas, NV/Bishop Gorman
34	Bongiovi, Jesse	CB	44	Jones, Jamir	LB	6-2 3/4	225	Fr./1	Rochester, NY/Aquinas Institute
34	Jones Jr., Tony	RB	94	**Jones, Jarron	DL	6-5 1/2	315	Gr./4	Rochester, NY/Aquinas Institute
35	Hammann, Grant	WR	45	Jones, Jonathan	LB	5-11	220	Fr./1	Ocoee, FL/Oak Ridge
35	Vaughn, Donte	CB	34	Jones Jr., Tony	RB	5-10 3/4	215	Fr./1	St. Petersburg, FL/IMG Academy
36	***Luke, Cole	CB	53	Kareem, Khalid	DL	6-3 3/4	270	Fr./1	Pontiac, MI/Harrison
37	Hunter, Omar	WR	64	Kilander, Ryan	DL	5-11 3/4	310	Jr./2	Rancho Santa Margarita, CA/Santa Margarita
37	Regan, Robert	S	14	*Kizer, DeShone	QB	6-4 1/4	230	Jr./2	Toledo, OH/Central Catholic
38	McIntosh, Deon	WR/RB	29	Kohler, Sam	K	6-0	175	Jr./2	Lincoln, NE/East
38	Schilling, Christopher	S	78	Kraemer, Tommy	OL	6-4 3/4	315	Fr./1	Cincinnati, OH/Elder
39	Recker, Drew	S	27	Love, Julian	CB	5-10 1/2	190	Fr./1	Westchester, IL/Nazareth Academy
40	Murphy, Kier	LB	13	**Luatua, Tyler	TE	6-2 1/2	255	Jr./3	Paramount, CA/La Mirada
40	Segobiano, Brett	RB	36	***Luke, Cole	CB	5-11	195	Sr./4	Chandler, AZ/Hamilton
41	Thompson, Jimmy	LB	48	**Martini, Greer	LB	6-2 1/2	240	Jr./3	Cary, NC/Woodberry Forest (VA)
42	Okwara, Julian	DL	89	*Matuska, Jacob	TE	6-4 1/2	270	Sr./3	Columbus, OH/Bishop Hartley
42	Riney, Jeff	K/P	68	**McGlinchey, Mike	OL	6-7 1/2	310	Sr./3	Philadelphia, PA/William Penn Charter
43	Ball, Brian	WR	62	*McGovern, Colin	OL	6-4 1/2	310	Sr./3	New Lenox, IL/Lincoln-Way West
43	Chereson, John	K	38	McIntosh, Deon	WR/RB	5-10 3/4	180	Fr./1	Pompano Beach, FL/Cardinal Gibbons
44	Jones, Jamir	LB	88	McKinley, Javon	WR	6-1 1/2	210	Fr./1	Corona, CA/Centennial
45	Jones, Jonathan	LB	96	Mokwuah, Pete	DL	6-2 3/4	317	Jr./2	Staten Island, NY/St. Joseph by-the-Sea

Notre Dame Football
Roster Information

ALPHABETICAL							NUMERICAL		
No.	Name	Pos.	Ht.	Wt.	Cl./Elg.^	Hometown/High School	No.	Name	Pos.
60	Montelus, John	OL	6-4	310	Sr./3	Everett, MA/Everett	46	*Anderson, Josh	RB
32	Morgan, D.J.	S	6-1 1/2	200	Fr./1	Norwalk, CA/Saint John Bosco	48	**Martini, Greer	LB
5	**Morgan, Nyles	LB	6-0 3/4	245	Jr./3	Crete, IL/Crete-Monee	49	Hutson, Brandon	LB
40	Murphy, Kier	LB	6-0	230	So./2	Rock Island, IL/Alleman	49	Ross, Bailey	RB
53	*Mustipher, Sam	OL	6-2 1/4	310	Jr./2	Olney, MD/Good Counsel	50	Boudreaux, Parker	OL
56	*Nelson, Quenton	OL	6-4 3/4	325	Jr./2	Holmdel, NJ/Red Bank Catholic	51	Spruell, Devyn	LB
85	*Newsome, Tyler	P/K	6-2 1/2	210	Jr./2	Carrollton, GA/Carrollton	53	Kareem, Khalid	DL
91	Ogundeji, Adetokunbo	DL	6-4	240	Fr./1	West Bloomfield, MI/Walled Lake Central	53	*Mustipher, Sam	OL
42	Okwara, Julian	DL	6-3 1/2	228	Fr./1	Charlotte, NC/Ardrey Kell	54	Feist, Lincoln	DL
17	***Onwualu, James	LB	6-1	232	Sr./4	Saint Paul, MN/Cretin-Derham Hall	54	Shannon, John	LS
31	Perry, Spencer	S	6-3	204	Fr./1	Newnan, GA/IMG Academy (FL)	55	*Bonner, Jonathan	DL
69	Plantz, Logan	OL	6-2	310	So./2	Frankfort, IL/Providence Catholic	56	*Nelson, Quenton	OL
18	Pride Jr., Troy	CB	5-11	180	Fr./1	Greer, SC/Greer Senior	57	Ruhland, Trevor	OL
39	Recker, Drew	S	5-11	205	Sr./3	Lindenhurst, IL/Lakes	58	Taylor, Elijah	DL
37	Regan, Robert	S	6-2	200	So./2	Darien, IL/Hinsdale South	60	Montelus, John	OL
42	Riney, Jeff	K/P	5-9 3/4	175	So./2	Katy, TX/Seven Lakes	61	***Daly, Scott	LS
90	***Rochell, Isaac	DL	6-3 1/2	290	Sr./4	McDonough, GA/Eagle's Landing Christian	62	*McGovern, Colin	OL
28	Ross, Austin	RB	5-10	200	Sr./3	Conyers, GA/Morgan County	63	Bush, Sam	OL
49	Ross, Bailey	RB	5-10	200	Sr./3	Conyers, GA/Morgan County	64	Kilander, Ryan	DL
57	Ruhland, Trevor	OL	6-3 1/4	300	So./1	Cary, IL/Cary-Grove Community	66	Hoge, Tristen	OL
3	*Sanders, C.J.	WR	5-8	185	So./2	Granada Hills, CA/Notre Dame	67	Byrne, Jimmy	OL
38	Schilling, Christopher	S	5-11	205	Fr./1	Overland Park, KS/St. Thomas Aquinas	68	**McGlinchey, Mike	OL
8	Sebastian, Avery	S	5-10	200	6th/4	McDonough, GA/Eagle's Landing Christian	69	Plantz, Logan	OL
40	Segobiano, Brett	RB	6-0	195	Fr./1	Bloomington, IL/Central Catholic	70	*Bivin, Hunter	OL
54	Shannon, John	LS	6-1 3/4	220	Fr./1	Lake Forest, IL/Loyola Academy	71	*Bars, Alex	OL
18	Sheridan, Buster	WR	6-3	205	Sr./3	Chicago, IL/Mount Carmel	74	Eichenberg, Liam	OL
85	Shinaver, Arion	WR	6-1	170	Fr./1	Noblesville, IN/Guerin Catholic	75	*Cage, Daniel	DL
80	**Smythe, Durham	TE	6-4 1/2	245	Sr./3	Belton, TX/Belton	75	*Harrell, Mark	OL
51	Spruell, Devyn	LB	6-1 1/4	240	So./2	Warren, NJ/Watchung Hills	77	Tiassum, Brandon	DL
6	*St. Brown, Equanimeous	WR	6-4	205	So./2	Anaheim, CA/Servite	78	Kraemer, Tommy	OL
29	Stepherson, Kevin	WR	6-0	181	Fr./1	Jacksonville, FL/First Coast	80	**Smythe, Durham	TE
14	Studstill, Devin	S	6-0	198	Fr./1	Riviera Beach, FL/Palm Beach Gardens	81	Boykin, Miles	WR
84	Suttman, Ben	TE	6-2	240	Sr./3	Kettering, OH/Archbishop Alter	82	*Weishar, Nic	TE
58	Taylor, Elijah	DL	6-2 3/4	285	So./1	Cincinnati, OH/Moeller	83	Claypool, Chase	WR
41	Thompson, Jimmy	LB	6-0	215	So./2	Hinsdale, IL/Central	84	Suttman, Ben	TE
77	Tiassum, Brandon	DL	6-3 1/2	302	So./1	Indianapolis, IN/Park Tudor	85	*Newsome, Tyler	P/K
99	*Tillery, Jerry	DL	6-6 1/2	310	So./2	Shreveport, LA/Evangel Christian Academy	85	Shinaver, Arion	WR
23	**Tranquill, Drue	S	6-1 1/2	225	Jr./2	Fort Wayne, IN/Carroll	87	Centlivre, Keenan	WR
98	**Trumbetti, Andrew	DL	6-3 1/2	255	Jr./3	Demarest, NJ/Northern Valley Regional	88	McKinley, Javon	WR
4	VanGorder, Montgomery	QB	6-0 1/4	215	Jr./2	Buford, GA/Buford	89	*Matuska, Jacob	TE
35	Vaughn, Donte	CB	6-2	200	Fr./1	Memphis, TN/Whitehaven	90	***Rochell, Isaac	DL
7	*Watkins, Nick	CB	6-0 1/4	200	Jr./3	DeSoto, TX/Bishop Dunne	91	Ogundeji, Adetokunbo	DL
26	Webster, Austin	WR	5-11 1/4	195	Jr./2	Beverly Hills, CA/Windward	93	Hayes, Jay	DL
82	*Weishar, Nic	TE	6-4	240	Jr./2	Midlothian, IL/Marist	94	**Jones, Jarron	DL
26	White, Ashton	CB	5-10 3/4	195	So./1	Clinton, MD/Bishop McNamara	95	Dickerson, Marquis	DL
2	*Williams, Dexter	RB	5-10 3/4	210	So./2	Winter Garden, FL/West Orange	96	Mokwuah, Pete	DL
7	*Wimbush, Brandon	QB	6-1	225	So./2	Teaneck, NJ/St. Peter's Prep	97	Dew-Treadway, Micah	DL
19	*Yoon, Justin	K	5-9 3/4	190	So./2	Nashville, TN/Milton Academy (MA)	98	**Trumbetti, Andrew	DL
9	**Zaire, Malik	QB	6-0	225	Sr./3	Kettering, OH/Archbishop Alter	99	*Tillery, Jerry	DL

^ Class (academic year)/Eligibility (athletic season) for the 2016 campaign

* Number of monograms earned

PRONUNCIATION GUIDE

Assaf, Mick – Ace-saf	Fertitta, Nicco – fur-TEE-tah, KNEE-coh	Matuska, Jacob – muh-TUSK-uh	Regan, Robert – ray-gan
Barajas, Josh – buh-ra-haas	Finke, Chris – fink	McGlinchey, Mike – muh-GLINCH-ee	Riney, Jeff – rinny
Bilal, Asmar – bill-LAWL, az-MAR	Folston, Tarean – TAR-ee-an	McGovern, Colin – muh-GUV-earn	Segobiano, Brett – Say-go-bee-an-oh
Bivin, Hunter – biv-un	Hammann, Grant – ham-in	Mokwuah, Peter – mock-wuh	Shinaver, Arion – Shin-uh-ver, R-E-on
Bongiovi, Jesse – bon-JOE-Vee	Harrell, Mark – HAIR-el	Montelus, John – MONT-uh-Iuss	St. Brown, Equanimeous – eck-wah-nihm-ee-ous
Centlivre, Keenan – CENT-liver	Hayes, Daelin – DAY-lun	Murphy, Kier – keer	Spruell, Devyn – spru-well
Cherson, John – chair-UH-son	Hoge, Tristen – hodge	Ogundeji, Adetokunbo – O-kin-dee-gee, Ah-duh-	Tiassum, Brandon – tee-ah-sum
Coney, Te'von – tay-von	Jones, Jarron – juh-RON	koon-bo	Weishar, Nic – wish-err
Feist, Lincoln – fyst	Kareem, Khalid – Kuh-lid	Onwualu, James – on-WALL-ew	Zaire, Malik – zy-EAR, muh-LEEK

Notre Dame Football
Two-Deep Depth Chart

Notre Dame Offense

WR	6	*Equanimeous St. Brown	6-5	205	So./2
	81	Miles Boykin	6-3 5/8	222	So./1
WR	3	*C.J. Sanders	5-8	185	So./2
	15	Corey Holmes	6-0 1/2	190	Jr./3
LT	68	**MIKE MCGLINCHEY	6-7 1/2	310	Sr./3
	70	*Hunter Bivin	6-5 1/2	308	Sr./3
LG	56	*QUENTON NELSON	6-4 3/4	325	Jr./2
	57	Trevor Ruhland	6-3 1/4	300	So./1
C	53	*Sam Mustipher	6-2 1/4	310	Jr./2
	75	*Mark Harrell	6-4	306	Gr./4
RG	62	*Colin McGovern	6-4 1/2	310	Sr./3
	66	Tristen Hoge	6-4 1/4	310	So./1
RT	71	*Alex Bars	6-6	320	Jr./2
	78	Tommy Kraemer	6-4 3/4	315	Fr./1
TE	80	**Durham Smythe	6-4 1/2	245	Sr./3
	82	*Nic Weishar	6-4	240	Jr./2
WR	16	**Torii Hunter Jr.	6-0	195	Sr./3
	29	Kevin Stepherson	6-0	181	Fr./1
QB	14	*DESHONE KIZER	6-4 1/4	230	Jr./2
	9	**Malik Zaire	6-0	225	Sr./3
RB	33	*Josh Adams	6-1 5/8	220	So./2
or	25	**Tarean Folston	5-9 1/2	214	Sr./3

Notre Dame Special Teams

KO	19	*Justin Yoon	5-9 3/4	190	So./2
	85	*Tyler Newsome	6-2 1/2	210	Jr./2
PK	19	*Justin Yoon	5-9 3/4	190	So./2
	85	*Tyler Newsome	6-2 1/2	210	Jr./2
P	85	*Tyler Newsome	6-2 1/2	210	Jr./2
	42	Jeff Riney	5-9 3/4	175	So./2
LS	61	***Scott Daly	6-1 1/2	250	Gr./4
	54	John Shannon	6-1 3/4	220	Fr./1

Notre Dame Defense

DL	98	**Andrew Trumbetti	6-3 1/2	255	Jr./3
	9	Daelin Hayes	6-3 1/2	250	Fr./1
or	93	Jay Hayes	6-3	285	Jr./2
DL	75	*DANIEL CAGE	6-0 3/4	315	Jr./3
or	94	**Jarron Jones	6-5 1/2	315	Gr./4
DL	99	*Jerry Tillery	6-6 1/2	310	So./2
	58	Elijah Taylor	6-2 3/4	285	So./1
DL	90	***ISAAC ROCHELL	6-3 1/2	290	Sr./4
	55	*Jonathan Bonner	6-3	286	Jr./2
LB	5	**Nyles Morgan	6-0 3/4	245	Jr./3
	48	**Greer Martini	6-2 1/2	240	Jr./3
LB	17	***JAMES ONWUALU	6-1	232	Sr./4
	44	Jamir Jones	6-2 1/2	225	Fr./1
LB	4	*Te'von Coney	6-1	235	So./2
	22	Asmar Bilal	6-2	230	So./1
CB	24	*Nick Coleman	5-11 1/2	195	So./2
	35	Donte Vaughn	6-2	200	Fr./1
S	23	**Drue Tranquill	6-1 1/2	225	Jr./2
	8	Avery Sebastian	5-10	200	6th/4
S	14	Devin Studstill	6-0	198	Fr./1
	21	Jalen Elliott	5-11 3/4	195	Fr./1
CB	36	***COLE LUKE	5-11	195	Sr./4
	27	Julian Love	5-10 1/2	190	Fr./1

Notre Dame Special Teams

HLD	4	Montgomery VanGorder	6-0 1/4	215	Jr./2
	14	DeShone Kizer	6-4 1/4	230	Jr./2
PR	3	*C.J. Sanders	5-8	185	So./2
	10	Chris Finke	5-9 1/4	180	So./1
KR	3	*C.J. Sanders	5-8	185	So./2
or	2	*Dexter Williams	5-11	210	So./2

Class (academic year)/Eligibility (athletic season)

* Number of monograms earned

ALL CAPS - returning starter from 2015

Positions with "or" are listed alphabetically

The Last Time

NOTRE DAME

Rushing

Had 400 or more yards: vs. Massachusetts, 2015 (457)
 Had 300 or more yards: vs. Miami (Fla.), 2012 (376)
 Had 70 or more rushing attempts: vs. Michigan State, 1991 (76)
 Had 60 or more rushing attempts: vs. Navy, 2007 (63)
 Had 50 or more rushing attempts: vs. Massachusetts, 2015 (51)
 Had eight or more rush TDs: vs. Pittsburgh, 1965 (9)
 Had seven rush TDs: vs. Navy, 2011 (7)
 Had six rush TDs: vs. Massachusetts, 2015 (6)
 Had five rush TDs: vs. Miami (Fla.), 2012 (5)
 Had four rush TDs: vs. Navy, 2015 (4)
 Had two players with 100 rush yards in a game: at Stanford, 2015
 (Josh Adams 168, DeShone Kizer 128)

Passing

Had 500 or more yards: at USC, 1970 (526)
 Had 400-499 yards: at Arizona State, 2014 (446)
 Had 300-399 yards: vs. Duke, 2016 (381)
 Had 50 or more pass attempts: at Florida State, 2014 (52)
 Had 40-49 pass attempts: vs. Northwestern, 2014 (40)
 Had 30-39 pass attempts: vs. Duke, 2016 (37)
 Had 35-39 pass completions: at Clemson, 2015 (35)
 Had 30-34 pass completions: at Florida State, 2014 (31)
 Had 25-29 pass completions: vs. Purdue, 2014 (25)
 Had six or more passing TDs: vs. BYU, 2005 (6)
 Had five or more passing TDs: at Texas, 2016 (5)
 Had four or more passing TDs: vs. Syracuse, 2014 (4)
 Had three or more passing TDs: at Virginia, 2015 (3)
 Had five or more passes intercepted: vs. USC, 1967 (7)
 Had four or more passes intercepted: at Arizona State, 2014 (4)
 Had three or more passes intercepted: vs. Boston College, 2015 (3)

Receiving

Had two players with 100 receiving yards in a game: vs. Boston College, 2015 (Chris Brown - 104, Amir Carlisle - 101)
 Had a player with over 150 receiving yards in a game: vs. Northwestern, 2014 (Will Fuller - 159)
 Had two players with 10 catches in a game: vs. BYU, 2005 (Maurice Stovall - 14, Jeff Samardzija - 10)

Combination Offense

Had a 300-yard passer and 100-yard rusher in a game: vs. Navy, 2014 (Everett Golson - 315, Tarean Folston - 149)
 Had a 300-yard passer and 100-yard receiver in a game: vs. Duke, 2016 (DeShone Kizer - 381, Equanimeous St. Brown - 116)
 Had a 200-yard passer, 100-yard rusher and 100-yard receiver in a game: at Stanford, 2015 (DeShone Kizer - 234, Josh Adams - 168/DeShone Kizer - 128, Will Fuller - 136)
 Had a 200-yard passer and 100-yard rusher in a game: at Stanford, 2015 (DeShone Kizer - 234, Josh Adams - 168/DeShone Kizer - 128)
 Had a 100-yard receiver and 100-yard rusher in a game: at Stanford, 2015 (Will Fuller - 136, Josh Adams - 168/DeShone Kizer - 128)

Total Offense

Had 600 or more yards total offense: vs. Massachusetts, 2015 (681)
 Had 500-599 yards total offense: vs. Duke, 2016 (534)
 Had 400-499 yards total offense: vs. Michigan State, 2016 (401)
 Had 100 or more plays total offense: vs. Pittsburgh, 2012 (104)
 Had 85-99 plays total offense: at Florida State, 2014 (87)
 Had 75-84 plays total offense: at Texas, 2016 (76)

Scoring

Scored 60 or more points: vs. Massachusetts, 2015 (62)
 Scored 50-59 points: vs. North Carolina, 2014 (50)
 Scored 40-49 points: at Texas, 2016 (47)
 Scored 30-39 points: vs. Duke, 2016 (35)
 Scored a two-point conversion: at Virginia, 2015

Allowed 60 or more points: Never
 Allowed 50-59 points: at Texas, 2016 (50)
 Allowed 40-49 points: vs. Ohio State, 2015 (44)
 Allowed 30-39 points: vs. Duke, 2016 (38)
 Was held scoreless: at Boston College, 2008 (17-0)
 Was held scoreless at home: USC, 2007 (38-0)
 Was held scoreless on the road: at Boston College, 2008 (17-0)
 Was held without offensive touchdown: at USC, 2008 (38-3)
 Was held without offensive touchdown on the road: at USC, 2008 (38-3)
 Was held without offensive touchdown at home: at USC, 2008 (38-3)
 Held opponent scoreless: vs. Michigan, 2014 (31-0)
 Held opponent scoreless at home: vs. Michigan, 2014 (31-0)
 Held opponent scoreless on the road: at Purdue, 1993 (17-0)
 Held opponent without offensive touchdown: vs. Texas, 2015 (38-3)
 Held opponent without offensive touchdown on the road: at Boston College, 2012 (21-6)
 Held opponent without offensive touchdown at home: vs. Texas, 2015 (38-3)
 Held opponent scoreless at neutral site: vs. Maryland (Giants Stadium - East Rutherford, NJ), 2002 (22-0)
 Held two or more opponents scoreless in a season: 2002 vs. Maryland (22-0) vs. Rutgers (42-0)
 Held three or more opponents scoreless in a season: 1976 vs. Purdue (23-0) at Northwestern (49-0), vs. Oregon (41-0)
 Held four or more opponents scoreless in a season: 1966 vs. Army (35-0) vs. North Carolina (32-0), at Oklahoma (38-0), vs. Pittsburgh (40-0) vs. Duke (64-0), at USC (51-0)
 Held five or more opponents scoreless in a season: 1966 vs. Army (35-0) vs. North Carolina (32-0), at Oklahoma (38-0), vs. Pittsburgh (40-0) vs. Duke (64-0), at USC (51-0)
 Held six or more opponents scoreless in a season: 1966 vs. Army (35-0) vs. North Carolina (32-0), at Oklahoma (38-0), vs. Pittsburgh (40-0) vs. Duke (64-0), at USC (51-0)
 Had multiple players with multiple TDs in a game: vs. Texas, 2015 (Josh Adams - 2, Will Fuller - 2)

Turnovers

Did not commit a turnover: at Texas, 2016
 Committed six or more turnovers: vs. Navy, 1984 (6)
 Committed five turnovers: vs. Boston College, 2015 (5)
 Lost four or more fumbles: vs. Michigan State, 1999 (4)
 Lost three fumbles: at Clemson, 2015 (3)
 Recorded six or more takeaways: vs. Michigan, 2012 (6)
 Recorded five takeaways: vs. Boston College, 2009 (5)
 Returned two or more interceptions for TDs: vs. Stanford, 2002 (2)
 (Shane Walton - 18 yards, Courtney Watson - 34 yards)
 Returned an interception for a TD: vs. Wake Forest, 2015 (1)
 (Andrew Trumbetti - 28 yards)
 Returned a fumble for a TD: vs. Northwestern, 2012 (1)
 (Austin Collinsworth - 32 yards)

Defense

Held opponent 50 or fewer rushing yards: at Florida State, 2014 (50)
 Held opponent to 100 or fewer passing yards: vs. Boston College, 2015 (88)
 Held opponent to 101-200 passing yards: at Temple, 2015 (188)
 Held opponent to 201-300 yards total offense: vs. Nevada, 2016 (300)
 Held opponent to 200 or fewer yards total offense: vs. Texas (163)
 Intercepted five or more passes: vs. Michigan, 2012 (5)
 Intercepted four passes: vs. Rutgers (Pinstripe Bowl), 2013 (4)
 Intercepted three passes: vs. Michigan, 2014 (3)
 Scored a safety: vs. Nevada, 2016
 Recorded nine or more sacks: vs. Rutgers, 1996 (9)
 Recorded eight sacks: vs. Hawai'i (Hawai'i Bowl), 2008 (8)
 Recorded seven sacks: at Stanford, 2005 (7)
 Recorded six sacks: vs. Arizona State, 2013 (6)
 Recorded five sacks: at Boston College, 2012 (5)
 Held opponent to 10 or fewer first downs: vs. Texas, 2015 (8)

The Last Time

Special Teams

Returned a punt for a TD: vs. Massachusetts, 2015 (C.J. Sanders, 50 yards)
 Returned a blocked punt for a TD: vs. USC, 2015 (Amir Carlisle, 5 yards)
 Returned a kickoff for a TD: at Stanford, 2015 (C.J. Sanders, 93 yards)
 Returned a blocked FG for a TD at Air Force, 2006 (Terrail Lambert, 76 yards)
 Blocked a punt: vs. USC, 2015 (Equinameous St. Brown)
 Punted 10 or more times: USC, 2007 (10)
 Did not punt: vs. Navy, 2013
 Blocked a field goal: vs. LSU (Music City Bowl), 2014 (Isaac Rochell)
 Had a field goal blocked: at Texas, 2016
 Blocked a PAT kick: at Texas, 2016 (Jarron Jones)
 Scored on a blocked PAT attempt: at Texas, 2016
 Missed a kicking PAT: vs. Nevada, 2016
 Had a kicking PAT blocked: vs. Northwestern, 2014
 Opponent scored on a blocked PAT attempt: vs. Northwestern, 2014
 Had a punt blocked: vs. Michigan State, 2013

Miscellaneous

Had 30 or more first downs: vs. Massachusetts, 2015 (30)
 Had 25-29 first downs: vs. Navy, 2015 (27)
 Had 20-24 first downs: vs. Duke, 2016 (24)
 Was not penalized: at LSU, 1997
 Had 10 or more penalties: North Carolina, 2014 (10)
 Had 120 or more yards in penalties: at Rutgers, 2000 (120)
 Had 40 minutes or more of possession time: vs. Washington State, 2009 (40:54)
 Had 35-40 minutes of possession time: vs. Texas, 2015 (39:10)
 Was involved in a tie game: at USC, 1994 (17-17)
 Was involved in an overtime game: at Texas, 2016 (47-50)
 Was involved in a double overtime game: at Texas, 2016 (47-50)
 Was involved in a triple overtime game: vs. Pittsburgh, 2012 (29-26)
 Was involved in a quadruple overtime game: vs. Pittsburgh, 2008 (33-36)

A NOTRE DAME PLAYER

Rushing

Rushed for 250-299 yards: Julius Jones at Pittsburgh, 2003 (262)
 Rushed for 200-249 yards: Julius Jones at Stanford, 2003 (218)
 Rushed for 175-199 yards: C.J. Prorise vs. Georgia Tech, 2015 (198)
 Rushed for 150-174 yards: Josh Adams at Stanford, 2015 (168)
 Rushed for 125-149 yards: DeShone Kizer at Stanford, 2015 (128)
 Rushed for 100-124 yards: Josh Adams vs. Nevada, 2016 (106)
 Quarterback rushed for 100 or more yards: DeShone Kizer at Stanford, 2015 (128)
 Rushed 40 or more times: Allen Pinkett at LSU, 1984 (40)
 Rushed 35-39 times: Julius Jones vs. BYU, 2003 (35)
 Rushed 30-34 times: James Aldridge vs. Navy, 2007 (32)
 Rushed 25-29 times: Cierre Wood vs. Boston College, 2011 (26)
 Rushed for four or more TDs: Emmett Mosley vs. Navy, 1994 (4)
 Rushed for three TDs: C.J. Prorise vs. Navy, 2015 (3)
 Rushed for two TDs: DeShone Kizer vs. Michigan State, 2016 (2)
 Had a run of 90 yards or more: Josh Adams vs. Wake Forest, 2015 (98)
 Had a run of 80-89 yards: Robert Farmer vs. Boston College, 1996 (91)
 Had a run of 70-79 yards: DeShone Kizer at Temple, 2015 (79)
 Had a run of 60-69 yards: Josh Adams at Stanford, 2015 (62)
 Had a run of 50-59 yards: Tarean Folston at Texas, 2016 (54)

Passing

Passed for 500 or more yards: Joe Theismann at USC, 1970 (526)
 Passed for 400-499 yards: Everett Golson at Arizona State, 2014 (446)
 Passed for 300-399 yards: DeShone Kizer vs. Duke, 2016 (381)
 Attempted 50 or more passes: Everett Golson at Florida State, 2014 (52)
 Attempted 40-49 passes: Everett Golson vs. Northwestern, 2014 (40)
 Attempted 30-39 passes: DeShone Kizer vs. Duke, 2016 (37)
 Completed 30 or more passes: Everett Golson at Florida State, 2014 (31)
 Completed 20-29 passes: DeShone Kizer vs. Duke, 2016 (22)
 Threw six TDs: Brady Quinn vs. BYU, 2005 (6)
 Threw five or more TDs: DeShone Kizer at Texas, 2016 (5)
 Threw four or more TDs: Everett Golson vs. Syracuse, 2014 (4)
 Threw three or more TDs Malik Zaire vs. Texas, 2015 (3)

Threw five or more interceptions: Terry Hanratty vs. USC, 1967 (5)
 Threw four interceptions: Everett Golson at Arizona State, 2014 (4)
 Threw three interceptions: Tommy Rees vs. Boston College, 2015 (3)
 Completed a pass of 90 yards or more: Dayne Crist vs. Michigan, 2010 (95)
 Completed a pass of 80-89 yards: DeShone Kizer vs. Ohio State (Fiesta Bowl), 2015 (81)
 Completed a pass of 70-79 yards: DeShone Kizer at Stanford, 2015 (72)
 Completed a pass of 60-69 yards: Malik Zaire vs. Texas, 2015 (66)
 Completed a pass of 50-59 yards: DeShone Kizer at Clemson, 2015 (56)

Receiving

Caught 15 or more passes: Never
 Caught 10-14 passes: Michael Floyd vs. Boston College, 2011 (10)
 Caught seven to nine passes: Amir Carlisle vs. Boston College, 2015 (7)
 Had 200 or more yards receiving: Golden Tate at Stanford, 2009 (201)
 Had 175-199 yards receiving: Michael Floyd vs. Nevada, 2009 (189)
 Had 150-174 yards receiving: Will Fuller at Pittsburgh, 2015 (152)
 Had 100-149 yards receiving: Equanimeous St. Brown vs. Duke, 2016 (116)
 Caught four or more TDs: Maurice Stovall vs. BYU, 2005 (4)
 Caught three TDs: Will Fuller at Pittsburgh, 2015 (3)
 Caught two TDs: Equanimeous St. Brown at Texas, 2016 (2)

Total Offense

Had 500 or more yards total offense: Joe Theismann at USC, 1970 (512)
 Had 400-499 yards total offense: DeShone Kizer vs. Duke, 2016 (441)
 Had 100 yards both passing and rushing: DeShone Kizer at Stanford, 2015 (234 passing, 128 rushing)

Scoring

Accounted for six or more touchdowns: DeShone Kizer at Texas, 2016 (1 rushing, 5 passing)
 Accounted for five touchdowns: Everett Golson vs. Rice, 2014 (3 rushing, 2 passing)
 Accounted for four touchdowns: DeShone Kizer vs. Michigan State, 2016 (2 rushing, 2 passing)
 Accounted for three touchdowns: DeShone Kizer vs. Duke, 2016 (1 rushing, 2 passing)

Defense

Intercepted three or more passes: Harrison Smith vs. Miami (Fla.), 2010 (3)
 Intercepted two passes: Cole Luke vs. Stanford, 2014 (2)
 Recovered three or more fumbles: Never
 Forced two fumbles: Maurice Crum, Jr. at UCLA, 2007 (2)
 Recovered two fumbles: Brian Smith vs. Michigan, 2008 (2)
 Recorded 20 or more tackles: Manti Te'o vs. Stanford, 2010 (21)
 Recorded 15-20 tackles: Dan Fox at Stanford, 2013 (15)
 Recorded 10-14 tackles: Nyles Morgan vs. Duke, 2016 (10)
 Recorded 4.0 or more sacks: Victor Abiamiri at Stanford, 2005 (4.0)
 Recorded 3.0-3.5 sacks: Romeo Okwara vs. Wake Forest, 2015 (3.0)
 Recorded 2.0-2.5 sacks: Romeo Okwara at Pittsburgh, 2015 (2.0)

Special Teams

Scored 17 or more points kicking: Kyle Brindza vs. Rutgers (Pinstripe Bowl), 2013 (17)
 Scored 15-16 points kicking: Kyle Brindza at USC, 2012 (16)
 Scored 10-14 points kicking: Justin Yoon at Stanford, 2015 (12)
 Kicked five or more field goals: Kyle Brindza vs. Rutgers (Pinstripe Bowl), 2013 (5)
 Kicked four field goals: Brandon Walker vs. Pittsburgh, 2008 (4)
 Kicked two field goals of 50 or more yards: Never
 Kicked a field goal of 50 or more yards: Justin Yoon vs. Navy, 2015 (52)
 Kicked a punt 70 or more yards: Tyler Newsome vs. Michigan State, 2016 (71)
 Kicked a punt 60-69 yards: Tyler Newsome at Virginia, 2015 (62)
 Punted 10 or more times: Geoff Price vs. USC, 2007 (10)
 Totaled 175 or more kickoff return yards: C.J. Sanders at Stanford, 2015 (182)
 Totaled 100 or more punt return yards: Golden Tate at Pittsburgh, 2009 (101)

AN OPPOSING TEAM

Rushing

Had 400 or more yards: Pittsburgh, 1975 (411)
 Had 300-399 yards: Navy, 2015 (318)
 Had 200-299 yards: Duke, 2016 (208)
 Had 50 or more rushing attempts: Michigan State, 2016 (52)
 Had five or more rush TDs: Texas, 2016 (5)

The Last Time

Had four rush TDs: Ohio State (Fiesta Bowl), 2015 (4)
 Had two or more players with 100 rush yards in a game: BYU, 2013
 (Taysom Hill - 101, Paul Lasike - 101)

Passing

Had 400 or more yards: USC, 2015 (440)
 Had 300-399 yards: Massachusetts, 2015 (302)
 Had 60 or more pass attempts: Tennessee, 1990 (60)
 Had 50-59 pass attempts: Oklahoma, 2012 (52)
 Had 40-49 pass attempts: USC, 2015 (47)
 Had 30 or more pass completions: USC, 2015 (31)
 Had five or more passing TDs: USC, 2014 (6)
 Had four passing TDs: Stanford, 2015 (4)
 Had three passing TDs: Duke, 2016 (3)

Receiving

Had two players with 100 receiving yards in a game: USC, 2009
 (Anthony McCoy 153, Damien Williams 108)

Total Offense

Had 600 or more yards total offense: Ohio State, 2006 Fiesta Bowl (617)
 Had 500-599 yards total offense: Michigan State, 2016 (501)
 Had 400-499 yards total offense: Duke, 2016 (498)
 Had 90 or more plays: USC, 2014 (93)
 Had 80-89 plays: Texas, 2016 (86)
 Had 75-79 plays: Michigan State, 2016 (78)

Scoring

Scored 60 or more points: Never
 Scored 50-59 points: Texas, 2016 (50)
 Scored 40-49 points: Ohio State (Fiesta Bowl), 2015 (44)
 Scored 30-39 points: Duke, 2016 (38)
 Scored a two-point conversion: Georgia Tech, 2015

Turnovers

Did not commit a turnover: Stanford, 2015
 Had three or more fumbles lost: Navy, 2012 (3)
 Intercepted five or more passes: USC, 1967 (7)
 Intercepted four passes: Arizona State, 2014 (4)
 Intercepted three passes: Boston College, 2015
 Returned an interception for a TD: Arizona State (2), 2014
 (Lloyd Carrington - 58 yards/Damarius Randall - 59 yards)
 Returned a fumble for a TD: Pittsburgh, 2015
 (Ejuan Price - 32 yards)

Defense

Held ND to 10 or fewer first downs: USC, 2008 (4)
 Scored a safety: Purdue, 2010
 Held ND to 50 or fewer rushing yards: Arizona State, 2014 (41)
 Held ND to 101-200 passing yards: Wake Forest, 2015 (111)
 Held ND to 100 or fewer passing yards: UCLA, 2007 (94)
 Held ND to 201-300 yards total offense: Wake Forest, 2015 (282)
 Held ND to 200 or fewer yards total offense: USC, 2007 (165)

Special Teams

Returned a punt for a TD: Tulsa, 2010 (Damaris Johnson - 59 yards)
 Returned a blocked punt for a TD: Michigan State, 2004
 (Jerramy Scott - 0 yards)
 Returned a kickoff for a TD: Duke, 2016 (Shaun Wilson - 96 yards)
 Punted 10 or more times: Boston College, 2010 (11)
 Did not punt: Miami (Fla.), 1985
 Missed a kicking PAT: Massachusetts, 2015

Miscellaneous

Had 30 or more first downs: USC, 2014 (35)
 Had 20-29 first downs: Duke, 2016 (24)
 Had 10 or more penalties: Nevada, 2016 (11)

Had 100 or more yards in penalties: Texas, 2016 (104)
 Had 35 minutes or more of possession time: Michigan State, 2016 (37:57)
 Had one 100-yard receiver and one 100-yard rusher: Texas, 2016
 (Jela Duncan, 121 rushing; Anthony Nash, 123 receiving)

AN OPPOSING PLAYER

Rushing

Rushed for 300 or more yards: Tony Dorsett, Pittsburgh, 1975 (303)
 Rushed for 200-299 yards: Alexander Teich, Navy, 2010 (210)
 Rushed for 150-199 yards: Tyler Gaffney, Stanford, 2013 (189)
 Rushed for 100-149 yards: Jela Duncan, Duke, 2016 (121)
 Rushed 40 or more times: Craig Heyward, Pittsburgh, 1987 (42)
 Rushed 30-39 times: Tyler Gaffney, Stanford, 2013 (33)
 Rushed 25-29 times: Ezekiel Elliott, Ohio State (Fiesta Bowl), 2015 (27)
 Rushed for five or more TDs: Walter Reyes, Syracuse, 2003 (5)
 Rushed for four TDs: Ezekiel Elliott, Ohio State (Fiesta Bowl), 2015 (4)
 Rushed for three TDs: Tyrone Swoopes, Texas, 2016 (3)
 Rushed for two TDs: Gerald Holmes, Michigan State, 2016 (2)
 Had a run of 80 yards or more: Jeff Smith, Boston College, 2015 (80)
 Had a run of 70-79 yards: Gerald Holmes, Michigan State, 2016 (73)
 Had a run of 60-69 yards: Ronald Jones II, USC, 2015 (65)
 Had a run of 50-59 yards: Keenan Reynolds, Navy, 2015 (51)

Passing

Passed for 500 or more yards: Never
 Passed for 400-499 yards: Matt Leinart, USC, 2004 (400)
 Passed for 300-399 yards: Cody Kessler, USC, 2015 (365)
 Attempted 60 or more passes: Andy Kelly, Tennessee, 1990 (60)
 Attempted 50-59 passes: Landry Jones, Oklahoma, 2012 (51)
 Attempted 40-49 passes: Cody Kessler, USC, 2015 (46)
 Completed 30 or more passes: Cody Kessler, USC, 2015 (30)
 Completed 20-29 passes: Daniel Jones, Duke, 2016 (24)
 Threw six or more TDs: Cody Kessler, USC, 2014 (6)
 Threw five TDs: Matt Leinart, USC, 2004 (5)
 Threw four TDs: Kevin Hogan, Stanford, 2015 (4)
 Threw three TDs: Daniel Jones, Duke, 2016 (3)
 Completed a pass of 90 yards or more: Kyle Orton, Purdue, 2004 (97)
 Completed a pass of 80-89 yards: Cody Kessler, USC, 2015 (83)
 Completed a pass of 70-79 yards: Shane Buechele, Texas, 2016 (72)
 Completed a pass of 60-69 yards: Daniel Jones, Duke, 2016 (64)
 Completed a pass of 50-59 yards: John Wolford, Wake Forest, 2015 (52)

Receiving

Caught 15 or more passes: Jalen Saunders, Oklahoma, 2012 (15)
 Caught 10-14 passes: Canaan Severin, Virginia, 2015 (11)
 Caught seven to nine passes: T.J. Rahming, Duke, 2016 (8)
 Had 200 or more yards receiving: Selwyn Lymon, Purdue, 2006 (238)
 Had 150-199 yards receiving: Canaan Severin, Virginia, 2015 (153)
 Had 100-149 yards receiving: Anthony Nash, Duke, 2016 (123)
 Caught three or more TD passes: Jeremy Gallon, Michigan, 2013 (3)
 Caught two TD passes: Anthony Nash, Duke, 2016 (2)

Scoring

Accounted for six or more touchdowns: Cody Kessler, USC, 2014 (6 passing, 0 rushing)
 Accounted for five touchdowns: Devin Gardner, Michigan, 2013 (4 passing, 1 rushing)
 Accounted for four touchdowns: Kevin Hogan, Stanford, 2015 (0 rushing, 4 passing)
 Accounted for three touchdowns: Daniel Jones, Duke, 2016 (0 rushing, 3 passing)

Defense

Intercepted three or more passes: Rod Johnson, North Carolina State, 2003 (3)
 Intercepted two passes: Justin Simmons, Boston College, 2015 (2)
 Recorded three or more sacks: J.R. Tavai, USC, 2014 (3.5)
 Recorded two sacks: Darron Lee, Ohio State (Fiesta Bowl), 2015 (2.0)

Special Teams

Kicked four or more field goals: Jack Mitchell, Northwestern, 2014 (4)
 Kicked a field goal 50 or more yards: Matt Payne, BYU, 2004 (53)
 Kicked a punt of 65 or more yards: Jared Armstrong, Purdue, 2006 (69)
 Totaled 100 or more kick return yards: Shaun Wilson, Duke, 2016 (163)

Turnovers
Result

NOTRE DAME					OPPONENTS				
GAME	FUM	INT	TOTAL	OPP POINTS OFF	GAME	FUM	INT	TOTAL	ND POINTS OFF
at Texas	0	0	0	0	at Texas	0	1	1	7
Nevada	0	1	1	0	Nevada	0	1	1	7
Michigan State	2	1	3	15	Michigan State	0	1	1	0
Duke	2	1	3	10	Duke	0	1	1	0
vs. Syracuse					vs. Syracuse				
at NC State					at NC State				
Stanford					Stanford				
Miami					Miami				
vs. Navy					vs. Navy				
vs. Army					vs. Army				
Virginia Tech					Virginia Tech				
at USC					at USC				
TOTALS	4	3	7	25	TOTALS	0	4	4	14

Drive
Charts

NOTRE DAME								OPPONENTS							
GAME	NO.	3&OUT	PCT.	SCORE	PCT.	TD	PCT.	GAME	NO.	3&OUT	PCT.	SCORE	PCT.	TD	PCT.
at Texas	15	3	20.0%	7	46.7%	6	40.0%	at Texas	15	4	26.7%	8	53.3%	7	46.7%
Nevada	13	1	7.7%	6	46.2%	5	38.5%	Nevada	13	4	30.8%	2	15.4%	1	7.7%
Michigan State	14	3	21.4%	4	28.6%	4	28.6%	Michigan State	14	4	28.6%	5	35.7%	5	35.7%
Duke	14	2	14.3%	5	35.7%	5	35.7%	Duke	14	2	14.3%	6	42.9%	5	35.7%
vs. Syracuse								vs. Syracuse							
at NC State								at NC State							
Stanford								Stanford							
Miami								Miami							
vs. Navy								vs. Navy							
vs. Army								vs. Army							
Virginia Tech								Virginia Tech							
at USC								at USC							
TOTALS	56	9	16.1%	22	39.3%	20	35.7%	TOTALS	56	14	25.0%	21	37.5%	18	32.1%

Third Down
Conversions

NOTRE DAME									OPPONENTS								
GAME	1-3	4-6	7-9	10-14	15-19	20+	TOT.	PCT.	GAME	1-3	4-6	7-9	10-14	15-19	20+	TOT.	PCT.
at Texas	1-2	3-7	2-3	1-4	0-0	0-0	7-16	43.8%	at Texas	5-8	1-4	2-4	0-0	0-0	0-2	8-18	44.4%
Nevada	5-5	1-4	0-3	1-1	0-2	0-0	7-15	46.7%	Nevada	2-4	0-2	0-2	1-4	0-0	0-0	3-12	25.0%
Michigan State	0-2	1-2	2-2	1-5	0-0	0-0	4-11	36.4%	Michigan State	5-6	2-6	2-4	0-2	0-0	0-0	9-18	50.0%
Duke	2-2	0-1	2-2	1-5	0-1	0-1	5-12	41.7%	Duke	4-7	1-4	1-2	0-1	0-0	0-0	6-14	42.9%
vs. Syracuse									vs. Syracuse								
at NC State									at NC State								
Stanford									Stanford								
Miami									Miami								
vs. Navy									vs. Navy								
vs. Army									vs. Army								
Virginia Tech									Virginia Tech								
at USC									at USC								
TOTALS	8-11	5-14	6-10	4-15	0-3	0-1	23-54	42.6%	TOTALS	16-25	4-16	5-12	1-7	0-0	0-2	26-62	41.9%

**Notre Dame
Big Plays**

BIG PLAYS (35+ YARDS)

Yards	Type	Player(s)	Opponent
54	Rush	Tarean Folston	Texas
49	Pass	Equanimeous St. Brown from DeShone Kizer	Nevada
48	Pass	Equanimeous St. Brown from DeShone Kizer	Michigan State
47	Pass	Torii Hunter Jr. from DeShone Kizer	Michigan State
44*	Pass	Kevin Stepherson from DeShone Kizer	Duke
43	Rush	Josh Adams	Nevada
40	PR	C.J. Sanders	Texas
37	KR	C.J. Sanders	Nevada

OPPONENT BIG PLAYS (35+ YARDS)

Yards	Type	Player(s)	Opponent
96*	KR	Shaun Wilson	Duke
73*	Rush	Gerald Holmes	Michigan State
72*	Pass	John Burt from Shane Bueschele	Texas
68	Pass	Jerrold Heard from Shane Bueschele	Texas
68	Pass	Andrew Celis from Ty Gangi	Nevada
64*	Pass	Anthony Nash from Daniel Jones	Duke
44	Pass	Wyatt Demps from Tyler Stewart	Nevada
38*	Pass	Donnie Corley from Tyler O'Connor	Michigan State

EXPLOSIVE RUNNING PLAYS (15+ YARDS)

Yards	Player(s)	Opponent
54	Tarean Folston	Texas
43	Josh Adams	Nevada
29*	DeShone Kizer	Texas
23	Dexter Williams	Nevada
23	DeShone Kizer	Duke
17	DeShone Kizer	Duke
16	Josh Adams	Nevada
15	Josh Adams	Duke

OPPONENT EXPLOSIVE RUNNING PLAYS (15+ YARDS)

Yards	Player(s)	Opponent
73*	Gerald Holmes	Michigan State
32	Jela Duncan	Duke
23	LJ Scott	Michigan State
23	Shaun Wilson	Duke
19*	D'Onta Foreman	Texas
18*	Jela Duncan	Duke
17	Jaxson Kincaide	Nevada
15	D'Onta Foreman	Texas

EXPLOSIVE PASSING PLAYS (20+ YARDS)

Yards	Player(s)	Opponent
49	Equanimeous St. Brown from DeShone Kizer	Nevada
48	Equanimeous St. Brown from DeShone Kizer	Michigan State
47	Torii Hunter Jr. from DeShone Kizer	Michigan State
44*	Kevin Stepherson from DeShone Kizer	Duke
34	C.J. Sanders from DeShone Kizer	Michigan State
33	Chase Claypool from DeShone Kizer	Michigan State
31	Equanimeous St. Brown from DeShone Kizer	Duke
30	C.J. Sanders from DeShone Kizer	Duke
30*	Equanimeous St. Brown from DeShone Kizer	Texas
28	Torii Hunter Jr. from DeShone Kizer	Duke
27	C.J. Sanders from DeShone Kizer	Duke
26	Equanimeous St. Brown from DeShone Kizer	Duke
25*	C.J. Sanders from DeShone Kizer	Texas
25	Equanimeous St. Brown from DeShone Kizer	Duke
25	C.J. Sanders from DeShone Kizer	Nevada
24	C.J. Sanders from DeShone Kizer	Texas
22	Kevin Stepherson from DeShone Kizer	Michigan State
22	Kevin Stepherson from Malik Zaire	Nevada
20	Kevin Stepherson from DeShone Kizer	Duke
20	Kevin Stepherson from DeShone Kizer	Duke
20	Miles Boykin from DeShone Kizer	Duke

OPPONENT EXPLOSIVE PASSING PLAYS (20+ YARDS)

Yards	Player(s)	Opponent
72*	John Burt from Shane Bueschele	Texas
68	Jerrold Heard from Shane Bueschele	Texas
68	Andrew Celis from Ty Gangi	Nevada
64*	Anthony Nash from Daniel Jones	Duke
44	Wyatt Demps from Tyler Stewart	Nevada
38*	Donnie Corley from Tyler O'Connor	Michigan State
33	Monty Madaris from Tyler O'Connor	Michigan State
32*	Anthony Nash from Daniel Jones	Duke
28	Donnie Corley from Tyler O'Connor	Michigan State
25*	Qua Chambers from Daniel Jones	Duke
24	T.J. Rahming from Daniel Jones	Duke
23	R.J. Shelton from Tyler O'Connor	Michigan State
23	Josiah Price from Tyler O'Connor	Michigan State
21	Jake Oliver from Shane Bueschele	Texas
20	Jacorey Warrick from Shane Bueschele	Texas
20	James Butler from Ty Gangi	Nevada

Notre Dame Big Plays

NOTRE DAME'S LONGEST PLAYS OF THE SEASON

Rushing: 54, Tarean Folston at Texas (9.4)

Rushing Touchdown: 29, DeShone Kizer at Texas (9.4)

Passing: 49, Equanimeous St. Brown from DeShone Kizer vs. Nevada (9.10)

Passing Touchdown: 44, Kevin Stepherson from DeShone Kizer vs. Duke (9.24)

Punt Return: 40, C.J. Sanders at Texas (9.4)

Kick Return: 37, C.J. Sanders vs. Nevada (9.10)

Interception Return: 30, Devin Studstill vs. Michigan State (9.13)

Fumble Return: None

Punt: 71, Tyler Newsome vs. Michigan State (9.17)

Field Goal: 39, Justin Yoon at Texas (9.4)

OPPONENTS' LONGEST PLAYS OF THE SEASON

Rushing: 73, Gerald Holmes; Michigan State (9.17)

Rushing Touchdown: 73, Gerald Holmes; Michigan State (9.17)

Passing: 72, John Burt from Shane Buechele; Texas (9.4)

Passing Touchdown: 72, John Burt from Shane Buechele; Texas (9.4)

Punt Return: 20, Jacorey Warrick; Texas (9.4)

Kick Return: 96, Shaun Wilson; Duke (9.24)

Interception Return: 0, twice

Fumble Return: None

Punt: 68, Alex Boy; Nevada (9.10)

Field Goal: 27, Brent Zuzo; Nevada (9.10)


Notre Dame/Opponent Scoring Drives

NOTRE DAME SCORING DRIVES

Game	Qtr	Pts	Plays	Yds	TOP	How
Texas	1	7	6	78	2:32	St. Brown 13 pass from Kizer
Texas	2	7	7	75	3:29	St. Brown 30 pass from Kizer
Texas	3	7	4	61	1:28	Kizer 29 run
Texas	3	7	3	6	1:14	Hunter Jr. 5 pass from Kizer
Texas	4	7	7	46	2:48	Adams 17 pass from Kizer
Texas	OT	7	1	25	0:00	Sanders 25 pass from Kizer
Texas	OT	3	4	3	0:00	Yoon 39 field goal
Nevada	2	3	11	75	5:21	Yoon 21 field goal
Nevada	2	6	3	25	0:55	Sanders 7 pass from Kizer
Nevada	2	2	0	0	0:00	Team safety
Nevada	2	7	3	4	1:05	Stepherson 7 pass from Kizer
Nevada	2	7	13	88	4:28	Folston 2 run
Nevada	3	7	9	85	4:36	Kizer 2 run
Nevada	3	7	7	57	3:07	Williams 1 run
Michigan State	1	7	9	91	4:24	Kizer 14 run
Michigan State	3	7	4	65	1:05	St. Brown 15 pass from Kizer
Michigan State	4	7	9	80	2:23	Kizer 3 run
Michigan State	4	7	8	69	1:45	Smythe 12 pass from Kizer
Notre Dame	1	7	8	75	2:53	Kizer 8 run
Notre Dame	1	7	4	64	1:48	Stepherson 44 pass from Kizer
Notre Dame	2	7	9	72	3:07	Williams 13 run
Notre Dame	3	7	6	83	2:32	Adams 9 run
Notre Dame	4	7	9	81	4:06	St. Brown 12 pass from Kizer

OPPONENTS' SCORING DRIVES

Game	Qtr	Pts	Plays	Yds	TOP	How
Texas	1	7	11	75	2:58	A. Foreman 19 pass from Bueschele
Texas	2	7	16	88	5:13	Bueschele 1 run
Texas	2	7	7	80	2:28	Swoopes 1 run
Texas	3	7	2	75	0:31	Burt 72 pass from Bueschele
Texas	3	3	8	54	3:01	Dominigue 25 field goal
Texas	4	6	8	68	1:54	O. Foreman 19 run
Texas	OT	7	4	25	0:00	Swoopes 3 run
Texas	OT	6	5	25	0:00	Swoopes 6 run
Nevada	3	3	11	66	4:36	Zuzo 27 field goal
Nevada	4	7	5	86	2:14	Kincaide 6 run
Michigan State	2	8	1	38	0:08	Corley 38 pass from O'Connor
Michigan State	2	7	11	92	4:43	Shelton 10 pass from O'Connor
Michigan State	3	7	10	75	4:53	Holmes 3 run
Michigan State	3	7	3	39	0:47	Scott 9 run
Michigan State	3	7	2	78	0:41	Holmes 73 run
Duke	1	7	-	-	-	Wilson 96 kick return
Duke	1	7	8	78	3:08	Duncan 18 run
Duke	2	7	1	25	0:07	Chambers 25 pass from Jones
Duke	2	7	6	70	2:06	Nash 32 pass from Jones
Duke	4	7	3	75	0:59	Nash 64 pass from Jones
Duke	4	3	10	44	3:47	Reed 19 field goal

	GAME 1 20T	
	Sept. 4, 2016 DKR-Texas Memorial Stadium Attendance: 102,315 TV: ABC	
NO. 10/9 NOTRE DAME	47	
TEXAS	50	

AUSTIN, Texas - No. 10 Notre Dame overcame a 17-point second half deficit to force overtime but Texas would eventually prevail, 50-47, in double overtime on Sunday night in the season opener before a record crowd at Darrell K Royal-Texas Memorial Stadium and a record prime time audience on ABC.

Score by quarters	1	2	3	4	OT1	OT2	Final
Notre Dame	7	7	14	9	7	3	47
Texas	7	14	10	6	7	6	50

Scoring Summary

1st 12:28 ND	St. Brown 13 pass from Kizer (Yoon kick) 6-78 2:32; ND 7, UT 0
1st 09:30 UT	Foreman 19 pass from Buechele (Domingue kick) 11-75 2:58; ND 7, UT 7
2nd 07:13 UT	Buechele 1 run (Domingue kick) 16-88 5:13; UT 14, ND 7
2nd 03:44 ND	St. Brown 30 pass from Kizer (Yoon kick) 7-75 3:29; ND 14, UT 14
2nd 01:12 UT	Swoopes 1 run (Domingue kick) 7-80 2:28; UT 21, ND 14
3rd 14:29 UT	Burt 72 pass Buechele (Domingue kick) 2-75 0:31; UT 28, ND 14
3rd 09:14 UT	Domingue 25 field goal 8-54 3:01; UT 31, ND 14
3rd 07:39 ND	Kizer 29 run (Yoon kick) 4-61 1:28; UT 31, ND 21
3rd 05:06 ND	Hunter Jr. 5 pass from Kizer (Yoon kick) 3-6 1:14; UT 31, ND 28
4th 10:57 ND	Adams 17 pass from Kizer (Yoon kick) 7-46 2:48; ND 35, UT 31
4th 03:29 UT	Foreman 19 run (Domingue kick blocked) 8-68 1:54; UT 37, ND 35
4th 03:29 ND	Crawford blocked PAT return ND 37, UT 37
OT 15:00 UT	Swoopes 3 run (Domingue kick) UT 44, ND 37
OT 15:00 ND	Sanders 25 pass from Kizer (Yoon kick) ND 44, UT 44
OT 15:00 ND	Yoon 39 field goal ND 47, UT 44
OT 15:00 UT	Swoopes 6 run UT 50, ND 44

	ND	UT
FIRST DOWNS	22	26
RUSHES-YARDS (NET)	46-206	59-237
PASSING YARDS (NET)	238	280
Passes Comp-Att-Int	17-30-0	16-27-1
TOTAL OFFENSE PLAYS-YARDS	76-444	86-517
Fumble Returns-Yards	0-0	0-0
Punt Returns-Yards	2-51	3-30
Kickoff Returns-Yards	5-95	2-29
Interception Returns-Yards	1-22	0-0
Punts (Number-Avg)	7-38.3	6-55.0
Fumbles-Lost	0-0	0-0
Penalties-Yards	8-64	11-104
Possession Time	32:42	27:18
Third-Down Conversions	7 of 16	8 of 18
Fourth-Down Conversions	0 of 0	2 of 2
Red-Zone Scores-Chances	4-5	7-7
Sacks By: Number-Yards	0-0	3-19

RUSHING: Notre Dame-Tarean Folston 18-88, DeShone Kizer 13-77, Josh Adams 11-43, Malik Zaire 3-0, Team 1 (-2). Texas-D'Onta Foreman 24-131, Tyrone Swoopes 13-53, Chris Warren III 14-46, Shane Buechele 5-33, Team 3(-26).

PASSING: Notre Dame-DeShone Kizer 15-24-0-215, Malik Zaire 2-5-0-23, Torii Hunter Jr. 0-1-0-0. Texas-Shane Buechele 16-26-1-280, Tyrone Swoopes 0-1-0-0.

RECEIVING: Notre Dame-Equanimeous St. Brown 5-75, Torii Hunter Jr. 4-37, C.J. Sanders 3-55, Josh Adams 3-46, Tarean Folston 1-17, Durham Smythe 1-8. Texas-John Burt 6-111, Jake Oliver 3-36, Armani Foreman 3-25, Jerrod Heard 2-73, Jacorey Warrick 2-35.

INTERCEPTIONS: Notre Dame-Crawford 1-22. Texas-None.

FUMBLES: Notre Dame-None. Texas-None.

	GAME 2	
	Sept. 10, 2016 Notre Dame Stadium Attendance: 80,795 TV: NBC	
NEVADA	10	
NO. 18/21 NOTRE DAME	39	

NOTRE DAME, Ind. - The University of Notre Dame football team (1-1) utilized a balanced offensive attack, along with a strong defensive effort, to subdue Nevada (1-1) in the 250th consecutive sellout at Notre Dame Stadium (80,795) on Saturday afternoon. The Irish rolled up 444 yards in offense, including 239 on the ground and 205 through the air.

Score by quarters	1	2	3	4	Final
Nevada	0	0	3	7	10
Notre Dame	0	25	14	0	39

Scoring Summary

2nd 12:57 ND	Yoon 21 field goal 11-75 5:21; ND 3, UT 0
2nd 10:35 ND	Sanders 7 pass Kizer (Yoon kick failed) 3-25 0:55; ND 9, NEV 0
2nd 10:30 ND	Safety ND 11, NEV 0
2nd 8:23 ND	Stepherson 4 pas Kizer (Yoon kick) 3-4 1:05; ND 18, NEV 0
2nd 0:35 ND	Folston 2 run (Yoon kick) 13-88 4:28; ND 25 NEV 0
3rd 8:30 ND	Kizer 2 run (Yoon kick) 9-85 4:36; ND 32 NEV 0
3rd 3:54 NEV	Zuzo 27 field goal 11-66 4:36; ND 32, NEV 3
3rd 0:38 ND	Williams 1 run (Yoon kick) 7-57 3:07; ND 39, NEV 3
4th 3:19 NEV	Kincaide 1 run (Zuzo kick) 5-86 2:14; ND 39, NEV 10

	NEV	ND
FIRST DOWNS	16	21
RUSHES-YARDS (NET)	30-99	46-239
PASSING YARDS (NET)	201	205
Passes Comp-Att-Int	12-26-1	19-27-1
TOTAL OFFENSE PLAYS-YARDS	56-300	73-444
Fumble Returns-Yards	0-0	0-0
Punt Returns-Yards	2-7	2-39
Kickoff Returns-Yards	3-41	2-44
Interception Returns-Yards	1-0	1-5
Punts (Number-Avg)	7-44.4	5-44.8
Fumbles-Lost	0-0	1-0
Penalties-Yards	11-88	9-94
Possession Time	26:28	33:32
Third-Down Conversions	3 of 12	7 of 15
Fourth-Down Conversions	0 of 1	2 of 2
Red-Zone Scores-Chances	2-3	6-6
Sacks By: Number-Yards	0-0	0-0


RUSHING: Nevada-BUTLER, James 17-50; KINCAIDE, J. 2-23; GANGI, Ty 3-15; LYNCH, Akeel 1-7; STEWART, Tyler 2-5; RUFUS, Asauni 2-3; TEAM 1-minus 2; MUHAMMAD, Ahki 2-minus 2. Notre Dame-ADAMS, Josh 10-106; WILLIAMS, D. 8-59; KIZER 10-35; FOLSTON 10-27; CLAYPOOL 1-9; ZAIRE 5-5; ANDERSON, J. 1-4; TEAM 1-minus 6.

PASSING: Nevada-STEWART, Tyler 10-23-1-113; GANGI, Ty 2-3-0-88. Notre Dame-KIZER 15-18-1-156; ZAIRE 4-9-0-49.

RECEIVING: Nevada-BUTLER, James 4-48; HENDERSON, H. 3-24; DEMPS, Wyatt 2-50; CELIS, Andrew 1-68; RICHARDSON, J. 1-8; GIPSON, Jarred 1-3. Notre Dame-ST. BROWN 6-85; SANDERS 5-46; STEPHERSON 3-35; FINKE 2-19; HOLMES 1-15; CLAYPOOL 1-6; ADAMS, Josh 1-minus 1.

INTERCEPTIONS: Nevada-JOHNSON, K. 1-0. Notre Dame-JONES, J. 1-5.

FUMBLES: Nevada-None. Notre Dame-FOLSTON 1-0.

	GAME 3	
	Sept. 17, 2016 Notre Dame Stadium Attendance: 80,795 TV: NBC	
NO. 12/8 MICHIGAN STATE	36	
NO. 18/18 NOTRE DAME	28	

NOTRE DAME, Ind. - The University of Notre Dame football team (1-2) fell behind by 29 points in the second half, rallied with three consecutive touchdowns but eventually fell to Michigan State (2-0), 36-28, in front of a sellout crowd of 80,795 at Notre Dame Stadium Saturday night.

Score by quarters	1	2	3	4	Final
Michigan State	0	15	21	0	36
Notre Dame	7	0	7	14	28

Scoring Summary

1st 03:07 ND	KIZER 14 run (YOON kick) 9-91 4:24, MSU 0 - ND 7
2nd 09:30 MSU	Corley 38 pass O'Connor (Price pass from Macksood) 1-38 0:08, MSU 8 - ND 7
00:23 MSU	Shelton 10 pass O'Connor (Geiger kick) 11-92 4:43, MSU 15 - ND 7
3rd 07:48 MSU	Holmes 3 run (Geigerkick) 10-75 4:53, MSU 22 - ND 7
06:28 MSU	Scott 9 run (Geiger kick) 3-39 0:47, MSU 29 - ND 7
03:45 MSU	Holmes 73 run (Geiger kick) 2-78 0:41, MSU 36 - ND 7
02:40 ND	ST. BROWN 15 pass KIZER (YOON kick) 4-65 1:05, MSU 36 - ND 14
4th 11:45 ND	KIZER 3 run (YOON kick) 9-80 2:23, MSU 36 - ND 21
06:02 ND	SMYTHE 12 pass from KIZER (YOON kick) 8-69 1:45, MSU 36 - ND 28

	MSU	ND
FIRST DOWNS	22	19
RUSHES-YARDS (NET)	52-260	25-57
PASSING YDS (NET)	241	344
Passes Att-Comp-Int	26-19-1	37-20-1
TOTAL OFFENSE PLAYS-YARDS	78-501	62-401
Fumble Returns-Yards	0-0	0-0
Punt Returns-Yards	0-0	3-7
Kickoff Returns-Yards	3-42	3-60
Interception Returns-Yards	1-0	1-30
Punts (Number-Avg)	7-38.0	6-50.3
Fumbles-Lost	0-0	2-2
Penalties-Yards	3-45	4-51
Possession Time	37:57	22:03
Third-Down Conversions	9 of 18	4 of 11
Fourth-Down Conversions	1 of 1	1 of 1
Red-Zone Scores-Chances	3-3	4-4
Sacks By: Number-Yards	2-11	0-0


RUSHING: Michigan State-Holmes, Gerald 13-100; Scott, LJ 22-98; O'Connor, Tyler 10-43; Shelton, R.J. 3-16; Line, Prescott 1-3; Terry, Damion 2-2; TEAM 1-minus 2. Notre Dame-ADAMS, Josh 12-29; KIZER 9-14; FOLSTON 4-14.

PASSING: Michigan State-O'Connor, Tyler 19-26-1-241. Notre Dame-KIZER 20-37-1-344.

RECEIVING: Michigan State-Shelton, R.J. 8-80; Corley, Donnie 4-88; Madaris, Monty 2-40; Price, Josiah 2-24; Line, Prescott 2-6; Scott, LJ 1-3. Notre Dame-HUNTER, T. 5-95; ST. BROWN 4-83; Adams, Josh 4-17; SANDERS 2-53; STEPHERSON 2-42; CLAYPOOL 1-33; SMYTHE 1-12; HOLMES 1-9.

INTERCEPTIONS: Michigan State-Reschke, Jon 1-0. Notre Dame-STUDSTILL 1-30.

FUMBLES: Michigan State-None. Notre Dame-BOYKIN 1-1; SANDERS 1-1.

	GAME 4
	Sept. 24, 2016 Notre Dame Stadium Attendance: 80,795 TV: NBC
DUKE	38
NOTRE DAME	35

NOTRE DAME, Ind. - The University of Notre Dame football team fell to 1-3 on the season with a 38-35 loss to Duke (2-2) in front of a sold out Notre Dame Stadium crowd on Saturday afternoon. Duke's A.J. Reed hit a 19-yard field goal with 1:24 remaining in the fourth quarter for the game-winning points and the Blue Devils then stopped the Irish on fourth down with 40 seconds remaining to seal the win.

Score by quarters	1	2	3	4	Final
Duke	14	14	0	10	38
Notre Dame	14	7	7	7	35

Scoring Summary

1st	12:07	ND	KIZER 8 run (YOON kick) 8-75 2:53, DU 0 - ND 7
	08:57	ND	STEPHERSON 44 pass KIZER (YOON kick) 4-64 1:48, DU 0 - ND 14
	08:44	DU	Wilson, S 96 kickoff (Reed, AJ kick) DU 7 - ND 14
	03:32	DU	Duncan, J 18 run (Reed, AJ kick) 8-78 3:08, DU 14 - ND 14
2nd	06:35	DU	Chambers, Q 25 pass Jones, D (Reed, AJ kick) 1-25 0:07, DU 21 - ND 14
	03:28	ND	WILLIAMS, D. 13 run (YOON kick) 9-72 3:07, DU 21 - ND 21
	01:22	DU	Nash, A 32 pass Jones, D (Reed, AJ kick) 6-70 2:06, DU 28 - ND 21
3rd	04:54	ND	Adams, Josh 9 run (YOON kick) 6-83 2:32, DU 28 - ND 28
4th	07:46	ND	ST. BROWN 12 pass KIZER (YOON kick) 9-81 4:06, DU 28 - ND 35
	06:47	DU	Nash, A 64 pass Jones, D (Reed, AJ kick) 3-75 0:59, DU 35 - ND 35
	01:24	DU	Reed, AJ 19 field goal 10-44 3:47, DU 38 - ND 35

	ND	DU
FIRST DOWNS	24	24
RUSHES-YARDS (NET)	42-208	37-153
PASSING YDS (NET)	290	381
Passes Att-Comp-Int	32-24-1	37-22-1
TOTAL OFFENSE PLAYS-YARDS	74-498	74-534
Fumble Returns-Yards	0-0	0-0
Punt Returns-Yards	2-22	1-12
Kickoff Returns-Yards	5-184	6-118
Interception Returns-Yards	1-0	1-0
Punts (Number-Avg)	4-42.2	4-47.0
Fumbles-Lost	0-0	4-2
Penalties-Yards	1-5	2-20
Possession Time	30:35	29:25
Third-Down Conversions	6 of 14	5 of 12
Fourth-Down Conversions	0 of 2	0 of 1
Red-Zone Scores-Chances	2-3	4-5
Sacks By: Number-Yards	3-23	1-7


RUSHING: Duke-Duncan, J 21-121; Wilson, S 13-66; Jones, D 5-19; Ajeigbe, J 2-4; TEAM 1-minus 2. Notre Dame-KIZER 11-60; Adams, Josh 14-60; WILLIAMS, D. 5-24; FOLSTON 5-17; ZAIRE 2-minus 8.


PASSING: Duke-Jones, D 24-32-1-290. Notre Dame-KIZER 22-37-1-381; ZAIRE 0-0-0-0.

RECEIVING: Duke-Rahming, T.J. 8-87; Nash, A 6-123; Chambers, Q 5-55; Lloyd, J 3-16; Schneider, E 1-7; Helm, D 1-2. Notre Dame-ST. BROWN 6-116; HUNTER, T. 6-75; STEPHERSON 3-72; SANDERS 3-61; Adams, Josh 2-19; BOYKIN 1-20; SMYTHE 1-18.

INTERCEPTIONS: Duke-Singleton, D 1-0. Notre Dame-VAUGHN 1-0.

FUMBLES: Duke-None. Notre Dame-ST. BROWN 1-1; KIZER 1-1; Adams, Josh 1-0; STEPHERSON 1-0.

	GAME 5
	Oct. 1, 2016 MetLife Stadium TV: ESPN
NOTRE DAME	
SYRACUSE	

	GAME 6
	Oct. 8, 2016 Carter-Finley Stadium TV: TBA
NOTRE DAME	
NC STATE	

**Brian Kelly Era
Notre Dame Record Book**

TEAM GAME RECORDS

Most Carries

1. 52	Texas	Sept. 5, 2015
2. 51	vs. LSU	Dec. 30, 2014
51	UMass	Sept. 26, 2015
51	Pittsburgh	Nov. 3, 2012
51	vs. Miami, Fla.	Oct. 6, 2012
6. 48	vs. Miami, Fla.	Dec. 31, 2010
7. 47	BYU	Nov. 23, 2013
8. 46	at Texas	Sept. 4, 2016
46	Nevada	Sept. 10, 2016
46	vs. Maryland	Nov. 12, 2011
46	vs. Navy	Sept. 1, 2012

Most Net Yards Rushing

1. 457	UMass	Sept. 26, 2015 (51 carries)
2. 376	vs. Miami, Fla.	Oct. 6, 2012 (51 carries)
3. 299	at Stanford	Nov. 28, 2015 (35 carries)
4. 293	vs. Navy	Sept. 1, 2012 (46 carries)
5. 287	at Purdue	Oct. 1, 2011 (40 carries)
6. 281	Rice	Aug. 30, 2014 (42 carries)
7. 270	BYU	Oct. 20, 2012 (43 carries)
8. 266	Air Force	Oct. 8, 2011 (29 carries)
9. 264	Navy	Nov. 2, 2013 (36 carries)
10. 263	vs. LSU	Dec. 30, 2014 (51 carries)

Highest Average Gain/Rush (min. 20 rushes)

1. 9.2	Air Force	Oct. 8, 2011 (29-266)
2. 9.0	UMass	Sept. 25, 2015 (51-457)
3. 8.5	at Stanford	Nov. 28, 2015 (35-299)
4. 7.6	Oklahoma	Sept. 28, 2013 (29-220)
5. 7.4	at Virginia	Sept. 12, 2015 (34-253)
7.4	vs. Miami, Fla.	Oct. 6, 2012 (51-376)
7.4	Wake Forest	Nov. 17, 2012 (30-221)
8. 7.3	Navy	Nov. 2, 2013 (36-264)
9. 7.2	at Purdue	Oct. 1, 2011 (40-287)
10. 6.7	Georgia Tech	Sept. 19, 2015 (32-215)
6.7	Rice	Aug. 30, 2014 (42-281)

Most Rushing TDs

1. 7	Navy	Oct. 29, 2011
2. 6	UMass	Sept. 26, 2015
3. 5	vs. Miami, Fla.	Oct. 6, 2012
5	vs. Navy	Sept. 1, 2012
5. 4	vs. Navy	Nov. 1, 2014
4	Navy	Oct. 10, 2015
4	North Carolina	Oct. 11, 2014
4	Rice	Aug. 30, 2014
4	Air Force	Oct. 8, 2011
10. 3	Nine times	

Most Passes Attempted

1. 56	Tulsa	Oct. 30, 2010
2. 55	at Michigan State	Sept. 18, 2010
3. 53	Pittsburgh	Nov. 3, 2012
53	at Michigan	Sept. 7, 2013
5. 52	at Florida State	Oct. 18, 2014
6. 49	USF	Sept. 3, 2011
7. 47	vs. Rutgers	Dec. 28, 2013
8. 45	at Boston College	Oct. 2, 2010
45	Stanford	Sept. 25, 2010
10. 44	Michigan	Sept. 11, 2010

Most Passes Completed

1. 33	Tulsa	Oct. 30, 2010
2. 32	vs. Syracuse	Sept. 27, 2014
32	at Michigan State	Sept. 18, 2010
4. 31	at Florida State	Oct. 18, 2014
31	USF	Sept. 3, 2011
6. 30	vs. Maryland	Nov. 12, 2011
7. 29	Pittsburgh	Nov. 3, 2012
29	at Michigan	Sept. 7, 2013
9. 27	vs. Rutgers	Dec. 28, 2013
27	Air Force	Oct. 8, 2011
27	USC	Oct. 22, 2011
27	at Michigan	Sept. 10, 2011

Highest Completion Percentage (min. 10 passes)

1. 82.6	Texas	Sept. 5, 2015 (19-23)
2. 82.1	vs. Syracuse	Sept. 27, 2014 (32-39)
3. 78.9	vs. Maryland	Nov. 12, 2011 (30-38)
4. 76.0	Navy	Oct. 29, 2011 (19-25)
5. 75.0	Air Force	Oct. 8, 2011 (27-36)
6. 73.1	at Pittsburgh	Nov. 7, 2015 (19-26)
73.1	vs. Miami, Fla.	Oct. 6, 2012 (19-26)
73.1	Purdue	Sept. 4, 2010 (19-26)
9. 72.0	vs. Navy	Nov. 1, 2014 (18-25)
10. 71.0	Navy	Oct. 10, 2015 (22-31)

Most Passing Yards

1. 446	at Arizona State	Nov. 8, 2014
2. 391	USF	Sept. 3, 2011
3. 381	Duke	Sept. 24, 2016
381	Michigan	Sept. 11, 2010
5. 369	at Michigan State	Sept. 18, 2010
6. 363	Wake Forest	Nov. 17, 2012
7. 362	vs. Syracuse	Sept. 27, 2014
8. 355	Temple	Aug. 31, 2013
9. 344	Michigan State	Sept. 17, 2016
10. 334	Tulsa	Oct. 30, 2010

Most Passing Yards/Attempt (min. 10 attempts)

1. 13.6	Texas	Sept. 5, 2015 (23-313)
2. 13.4	Rice	Aug. 30, 2014 (22-295)
3. 13.1	Temple	Aug. 31, 2013 (27-355)
4. 12.7	at Air Force	Oct. 26, 2013 (26-331)
5. 12.6	vs. Navy	Nov. 1, 2014 (25-315)
6. 12.1	Navy	Nov. 2, 2013 (20-242)
7. 10.9	at Arizona State	Nov. 8, 2014 (41-446)
8. 10.7	vs. Army	Nov. 20, 2010 (20-214)
9. 10.5	USC	Oct. 17, 2015 (25-262)
10. 10.4	Navy	Oct. 29, 2011 (25-260)

Most Passing Yards/Completion (min. 5 completions)

1. 21.1	Rice	Aug. 30, 2014 (14-295)
2. 20.9	Temple	Aug. 31, 2013 (17-355)
3. 20.3	at Arizona State	Nov. 8, 2014 (22-446)
4. 20.2	Navy	Nov. 2, 2013 (12-242)
5. 18.4	at Air Force	Oct. 26, 2013 (18-331)
6. 18.1	Michigan	Sept. 11, 2010 (21-381)
7. 18.0	at Stanford	Nov. 28, 2015 (13-234)
8. 17.7	at Pittsburgh	Nov. 9, 2013 (18-318)
9. 17.5	vs. Navy	Nov. 1, 2014 (18-315)
10. 17.3	Duke	Sept. 24, 2016 (22-381)

Most Touchdown Passes

1. 5	at Pittsburgh	Nov. 7, 2015
5	at Texas	Sept. 4, 2016
5	at Air Force	Oct. 26, 2013
4. 4	vs. Syracuse	Sept. 27, 2014
4	Air Force	Oct. 8, 2011
4	Western Michigan	Oct. 16, 2010
4	Tulsa	Oct. 30, 2010
4	at Michigan State	Sept. 18, 2010
9. 3	13 times	

Most Passes Intercepted

1. 4	at Arizona State	Nov. 8, 2014
2. 3	vs. Boston College	Nov. 21, 2015
3	vs. Florida State	Dec. 29, 2011
3	at USC	Nov. 27, 2010
3	Tulsa	Oct. 30, 2010
3	USF	Sept. 3, 2011
3	Michigan	Sept. 11, 2010
3	Oklahoma	Sept. 28, 2013
9. 2	12 times	

Highest Passing Efficiency (min. 11 attempts)

1. 240.0	Texas	Sept. 5, 2015
2. 239.6	at Air Force	Oct. 26, 2013
3. 221.2	at Pittsburgh	Nov. 7, 2015
4. 210.1	Temple	Aug. 31, 2013
5. 209.4	vs. Navy	Nov. 1, 2014
6. 206.3	Rice	Aug. 30, 2014
7. 187.7	Western Michigan	Oct. 16, 2010
8. 183.6	vs. Syracuse	Sept. 27, 2014
9. 180.3	Air Force	Oct. 8, 2011
10. 178.4	USC	Oct. 17, 2015

Most Total Offense Plays

1. 104	Pittsburgh	Nov. 3, 2012 (51 rush,53 pass)
2. 90	vs. Rutgers	Dec. 28, 2013 (43 rush,47 pass)
3. 87	at Florida State	Oct. 18, 2014 (35 rush,52 pass)
4. 84	vs. Maryland	Nov. 12, 2011 (46 rush,38 pass)
5. 81	North Carolina	Oct. 11, 2014 (43 rush,38 pass)
81	at Purdue	Oct. 1, 2011 (40 rush,41 pass)
81	at Michigan State	Sept. 18, 2010 (26 rush,55 pass)
8. 80	Northwestern	Nov. 15, 2014 (40 rush,40 pass)
80	vs. Syracuse	Sept. 27, 2014 (41 rush,39 pass)
80	Tulsa	Oct. 30, 2010 (24 rush,56 pass)

Most Total Offense Yards

1. 681	UMass	Sept. 26, 2015 (457 rush,224 pass)
2. 587	vs. Miami, Fla.	Oct. 6, 2012 (376 rush,211 pass)
3. 584	Wake Forest	Nov. 17, 2012 (221 rush,363 pass)
4. 576	Rice	Aug. 30, 2014 (281 rush,295 pass)
5. 560	Air Force	Oct. 8, 2011 (266 rush,294 pass)
6. 551	at Purdue	Oct. 1, 2011 (287 rush,264 pass)
7. 543	Temple	Aug. 31, 2013 (188 rush,355 pass)
8. 535	Michigan	Sept. 11, 2010 (154 rush,381 pass)
9. 534	Duke	Sept. 24, 2016 (153 rush,381 pass)
10. 533	vs. Navy	Nov. 1, 2014 (218 rush,315 pass)
533	at Stanford	Nov. 28, 2015 (299 rush,234 pass)

**Brian Kelly Era
Notre Dame Record Book**

Highest Average Gain/Play

1. 9.0	Navy	Nov. 2, 2013 (56-506)
9.0	Rice	Aug. 30, 2014 (64-576)
3. 8.9	at Stanford	Nov. 28, 2015 (60-533)
4. 8.8	Wake Forest	Nov. 17, 2012 (66-584)
8.8	Temple	Aug. 31, 2013 (62-543)
6. 8.6	UMass	Sept. 26, 2015 (79-681)
7. 8.6	Air Force	Oct. 8, 2011 (65-560)
8. 8.3	vs. Navy	Nov. 1, 2014 (64-533)
9. 7.9	USC	Oct. 17, 2015 (60-476)
10. 7.6	vs. Miami, Fla.	Oct. 6, 2012 (77-587)

Most All-Purpose Yards Gained

1. 836	UMass	Sept. 26, 2015
2. 723	at Stanford	Nov. 28, 2015
3. 711	Rice	Aug. 30, 2014
4. 697	Air Force	Oct. 8, 2011
5. 686	Northwestern	Nov. 15, 2014
6. 678	USC	Oct. 17, 2015
7. 664	Duke	Sept. 24, 2016
8. 634	at Purdue	Oct. 1, 2011
9. 624	Navy	Nov. 2, 2013
10. 622	vs. Maryland	Nov. 12, 2011

Most All-Purpose Attempts

1. 86	Pittsburgh	Nov. 3, 2012
2. 81	vs. Maryland	Nov. 12, 2011
3. 78	vs. Rutgers	Dec. 28, 2013
4. 77	UMass	Sept. 26, 2015
77	vs. Syracuse	Sept. 27, 2014
6. 75	vs. LSU	Dec. 30, 2014
75	Texas	Sept. 5, 2015
8. 73	Northwestern	Nov. 15, 2014
9. 72	at Florida State	Oct. 18, 2014
72	vs. Miami, Fla.	Oct. 6, 2012
72	at Michigan	Sept. 10, 2011

Most Points Scored

1. 62	UMass	Sept. 26, 2015
2. 59	Air Force	Oct. 8, 2011
3. 56	Navy	Oct. 29, 2011
4. 50	North Carolina	Oct. 11, 2014
50	vs. Navy	Sept. 1, 2012
6. 49	vs. Navy	Nov. 1, 2014
7. 48	Rice	Aug. 30, 2014
8. 47	at Texas	Sept. 4, 2016
9. 45	vs. Maryland	Nov. 12, 2011
45	at Air Force	Oct. 26, 2013

Most Touchdowns Scored

1. 9	UMass	Sept. 26, 2015
2. 8	Air Force	Oct. 8, 2011
8	Navy	Oct. 29, 2011
4. 7	vs. Navy	Nov. 1, 2014
7	North Carolina	Oct. 11, 2014
7	vs. Navy	Sept. 1, 2012
7. 6	Seven times	

Most Punt Returns

1. 5	Rice	Aug. 30, 2014
2. 4	at Virginia	Sept. 12, 2015
4	Michigan	Sept. 6, 2014
4	Wake Forest	Nov. 17, 2012
4	Purdue	Sept. 8, 2012
6. 3	13 times	

Most Punt Return Yards

1. 80	Rice	Aug. 30, 2014 (5 returns)
2. 63	UMass	Sept. 26, 2015 (3 returns)
3. 61	Louisville	Nov. 22, 2014 (1 return)
4. 51	at Texas	Sept. 4, 2016 (2 returns)
5. 48	USC	Oct. 17, 2015 (2 returns)
48	at Virginia	Sept. 12, 2015 (4 returns)
7. 45	vs. Florida State	Dec. 29, 2011 (3 returns)
8. 39	Nevada	Sept. 10, 2016 (2 returns)
9. 38	Purdue	Sept. 4, 2010 (1 return)
10. 27	Utah	Nov. 13, 2010 (2 returns)
27	vs. Arizona State	Oct. 5, 2013 (1 return)
27	at Michigan State	Sept. 18, 2010 (3 returns)

Highest Average Gain/Punt Return (min. 2 returns)

1. 25.5	at Texas	Sept. 4, 2016 (2-51)
2. 24.0	USC	Oct. 17, 2015 (2-48)
3. 21.0	UMass	Sept. 26, 2015 (3-63)
4. 19.5	Nevada	Sept. 10, 2016 (2-39)
5. 16.0	Rice	Aug. 30, 2014 (5-80)
6. 15.0	vs. Florida State	Dec. 29, 2011 (3-45)
7. 13.5	Utah	Nov. 13, 2010 (2-27)
8. 12.0	at Virginia	Sept. 12, 2015 (4-48)
9. 9.0	at Michigan State	Sept. 18, 2010 (3-27)
10. 8.0	at Michigan State	Sept. 15, 2012 (2-16)

Most Kick Returns

1. 7	Northwestern	Nov. 15, 2014
7	Air Force	Oct. 8, 2011
3. 6	10 times	

Most Kick Return Yards

1. 197	USC	Oct. 22, 2011 (6 returns)
2. 182	at Stanford	Nov. 28, 2015 (6 returns)
3. 151	Louisville	Nov. 22, 2014 (6 returns)
4. 142	Michigan State	Sept. 17, 2011 (4 returns)
5. 139	at Stanford	Nov. 30, 2013 (6 returns)
6. 137	Air Force	Oct. 8, 2011 (7 returns)
7. 135	USC	Oct. 17, 2015 (6 returns)
8. 133	Northwestern	Nov. 15, 2014 (7 returns)
9. 126	Tulsa	Oct. 30, 2010 (6 returns)
10. 123	at Navy	Oct. 23, 2010 (6 returns)

Highest Average Gain/Kick Return (min. 2 returns)

1. 38.0	at Michigan	Sept. 7, 2013 (2-76)
2. 35.5	Michigan State	Sept. 17, 2011 (4-142)
3. 32.8	USC	Oct. 22, 2011 (6-197)
4. 30.3	at Stanford	Nov. 28, 2015 (6-182)
30.3	Navy	Oct. 29, 2011 (3-91)
6. 29.8	at Purdue	Sept. 14, 2013 (4-119)
7. 28.8	at Wake Forest	Nov. 5, 2011 (4-115)
8. 28.7	vs. Purdue	Sept. 13, 2014 (3-86)
9. 27.8	at Boston College	Oct. 2, 2010 (4-111)
10. 27.0	vs. Rutgers	Dec. 28, 2013 (3-81)

Most Fumble Returns

1. 2	Northwestern	Nov. 15, 2014
2. 1	Seven times	

Most Fumble Returns Yards

1. 77	vs. Navy	Sept. 1, 2012 (1 return)
2. 37	Northwestern	Nov. 15, 2014 (2 returns)
3. 29	vs. Florida State	Dec. 29, 2011 (1 return)
4. 17	Georgia Tech	Sept. 19, 2015 (1 return)
5. 8	at Michigan State	Sept. 15, 2012 (1 return)
6. 6	North Carolina	Oct. 11, 2014 (1 return)
6	vs. Arizona State	Oct. 5, 2013 (1 return)
8. 4	Air Force	Oct. 8, 2011 (1 return)

Most Interceptions

1. 5	Michigan	Sept. 22, 2012
2. 4	vs. Rutgers	Dec. 28, 2013
4	vs. Miami, Fla.	Dec. 31, 2010
4. 3	Michigan	Sept. 6, 2014
3	at Michigan	Sept. 10, 2011
6. 2	15 times	

Most Interception Return Yards

1. 82	Michigan State	Sept. 17, 2011 (1 return)
2. 69	Michigan	Sept. 22, 2012 (5 returns)
3. 57	vs. Maryland	Nov. 12, 2011 (1 return)
4. 56	vs. Army	Nov. 20, 2010 (2 returns)
5. 55	Northwestern	Nov. 15, 2014 (2 returns)
6. 49	Stanford	Oct. 13, 2012 (2 returns)
7. 47	Purdue	Sept. 8, 2012 (2 returns)
8. 34	at Stanford	Nov. 26, 2011 (1 return)
34	at Purdue	Sept. 14, 2013 (1 return)
10. 33	Michigan	Sept. 6, 2014 (3 returns)

Highest Average Gain/Interception Return (min. 2 returns)

1. 28.0	vs. Army	Nov. 20, 2010 (2-56)
2. 27.5	Northwestern	Nov. 15, 2014 (2-55)
3. 24.5	Stanford	Oct. 13, 2012 (2-49)
4. 23.5	Purdue	Sept. 8, 2012 (2-47)
5. 13.8	Michigan	Sept. 22, 2012 (5-69)
6. 13.5	Stanford	Sept. 25, 2010 (2-27)
7. 12.0	vs. Arizona State	Oct. 5, 2013 (2-24)
8. 11.0	at Boston College	Oct. 2, 2010 (2-22)
11.0	Michigan	Sept. 6, 2014 (3-33)
10. 9.5	USC	Oct. 17, 2015 (2-19)

Most Tackles

1. 106	Air Force	Oct. 8, 2011 (46-60)
2. 102	Navy	Nov. 2, 2013 (46-56)
3. 100	at USC	Nov. 29, 2014 (56-44)
4. 94	Northwestern	Nov. 15, 2014 (51-43)
5. 91	USC	Oct. 22, 2011 (37-54)
6. 88	BYU	Nov. 23, 2013 (36-52)
88	at Air Force	Oct. 26, 2013 (58-30)
88	Navy	Oct. 29, 2011 (36-52)
88	Michigan State	Sept. 17, 2011 (30-58)
10. 86	at Stanford	Nov. 30, 2013 (38-48)
86	Michigan	Sept. 11, 2010 (46-40)
86	Stanford	Sept. 25, 2010 (40-46)

**Brian Kelly Era
Notre Dame Record Book**

Most Sacks

1. 6.0	vs. Arizona State	Oct. 5, 2013
6.0	at Pittsburgh	Sept. 24, 2011
3. 5.0	vs. Florida State	Dec. 29, 2011
5.0	Pittsburgh	Nov. 3, 2012
5.0	at Boston College	Nov. 10, 2012
5.0	at Boston College	Oct. 2, 2010
5.0	Tulsa	Oct. 30, 2010
8. 4.0	11 times	

Most Tackles for Loss

1. 11.0	at Boston College	Oct. 2, 2010
2. 10.0	Tulsa	Oct. 30, 2010
3. 9.0	UMass	Sept. 26, 2015
9.0	at Boston College	Nov. 10, 2012
9.0	Western Michigan	Oct. 16, 2010
6. 8.0	Wake Forest	Nov. 14, 2015
8.0	Louisville	Nov. 22, 2014
8.0	Michigan	Sept. 6, 2014
8.0	Pittsburgh	Nov. 3, 2012
8.0	vs. Arizona State	Oct. 5, 2013
8.0	at Michigan	Sept. 7, 2013
8.0	at Michigan State	Sept. 18, 2010
8.0	at Pittsburgh	Sept. 24, 2011

Most Fumbles Forced

1. 3	Northwestern	Nov. 15, 2014
3	Michigan	Sept. 6, 2014
3	Georgia Tech	Sept. 19, 2015
3	at Boston College	Nov. 10, 2012
3	vs. Arizona State	Oct. 5, 2013
3	Western Michigan	Oct. 16, 2010
7. 2	Michigan	Sept. 6, 2014
2	at Stanford	Nov. 26, 2011
2	Tulsa	Oct. 30, 2010
10. 1	30 times	

Most Fumbles Recovered

1. 3	vs. Navy	Sept. 1, 2012
2. 2	Northwestern	Nov. 15, 2014
2	Navy	Oct. 10, 2015
2	Western Michigan	Oct. 16, 2010
2	at Air Force	Oct. 26, 2013
2	Tulsa	Oct. 30, 2010
7. 1	23 times	

Most Pass Breakups

1. 10	Michigan State	Sept. 17, 2011
2. 8	at Michigan State	Sept. 15, 2012
3. 7	UMass	Sept. 26, 2015
7	Air Force	Oct. 8, 2011
7	Stanford	Sept. 25, 2010
6. 6	Georgia Tech	Sept. 19, 2015
7. 5	at USC	Nov. 27, 2010
5	Tulsa	Oct. 30, 2010
5	Michigan	Sept. 11, 2010
5	at Michigan State	Sept. 18, 2010

Most Blocked Kicks

1. 1	13 times	
------	----------	--

INDIVIDUAL GAME RECORDS

Most Carries

1. 27	Robert Hughes vs. Miami, Fla.	Dec. 31, 2010
2. 26	Cierre Wood vs. Boston College	Nov. 19, 2011
3. 25	Cierre Wood at Michigan	Sept. 10, 2011
4. 24	Cam McDaniel vs. BYU	Nov. 23, 2013
5. 23	Cierre Wood at Pittsburgh	Sept. 24, 2011
6. 22	Theo Riddick vs. Pittsburgh	Nov. 3, 2012
22	C.J. Prorise vs. Georgia Tech	Sept. 19, 2015
22	Malik Zaire vs. LSU	Dec. 30, 2014
9. 21	Tarean Folston vs. LSU	Dec. 30, 2014
21	Tarean Folston at Florida State	Oct. 18, 2014
21	Jonas Gray vs. Maryland	Nov. 12, 2011
21	C.J. Prorise vs. Navy	Oct. 10, 2015
21	Cierre Wood vs. USF	Sept. 3, 2011

Most Net Yards Rushing

1. 198	C.J. Prorise vs. Georgia Tech	Sept. 19, 2015
2. 191	Cierre Wood at Purdue	Oct. 1, 2011
3. 168	Josh Adams at Stanford	Nov. 28, 2015
4. 155	C.J. Prorise at Virginia	Sept. 12, 2015
5. 150	Cierre Wood vs. Wake Forest	Nov. 17, 2012
6. 149	Tarean Folston vs. Navy	Nov. 1, 2014
149	C.J. Prorise vs. UMass	Sept. 26, 2015
8. 148	George Atkinson III vs. Oklahoma	Sept. 28, 2013
9. 147	Josh Adams at Pittsburgh	Nov. 7, 2015
10. 146	Theo Riddick at USC	Nov. 24, 2012

Highest Average/Rush (min. 10 carries)

1. 13.6	Cierre Wood vs. Wake Forest	Nov. 17, 2012 (11-150)
2. 12.3	George Atkinson III vs. Miami, Fla.	Oct. 6, 2012 (10-123)
3. 10.6	Josh Adams vs. Nevada	Sept. 10, 2016 (10-106)
4. 10.6	George Atkinson III vs. Oklahoma	Sept. 28, 2013 (14-148)
5. 10.2	Josh Adams vs. UMass	Sept. 26, 2015 (13-133)
6. 9.9	C.J. Prorise vs. UMass	Sept. 26, 2015 (15-149)
7. 9.6	Cierre Wood at Purdue	Oct. 1, 2011 (20-191)
8. 9.5	Theo Riddick vs. BYU	Oct. 20, 2012 (15-143)
9. 9.3	Josh Adams at Stanford	Nov. 28, 2015 (18-168)
10. 9.1	C.J. Prorise at Virginia	Sept. 12, 2015 (17-155)

Most Rushing Touchdowns Scored

1. 3	Everett Golson vs. Rice	Aug. 30, 2014
3	Everett Golson vs. Navy	Nov. 1, 2014
3	Jonas Gray vs. Navy	Oct. 29, 2011
3	C.J. Prorise vs. Navy	Oct. 10, 2015
3	C.J. Prorise vs. Georgia Tech	Sept. 19, 2015
6. 2	16 times	

Longest Rush

1. 98	Josh Adams vs. Wake Forest	Nov. 14, 2015
2. 91	C.J. Prorise vs. Georgia Tech	Sept. 19, 2015
3. 80	George Atkinson III vs. Oklahoma	Sept. 28, 2013
4. 79	Jonas Gray at Pittsburgh	Sept. 24, 2011
79	DeShone Kizer at Temple	Oct. 31, 2015
6. 78	Andrew Hendrix vs. Air Force	Oct. 8, 2011
7. 70	Josh Adams vs. UMass	Sept. 26, 2015
8. 68	Cierre Wood vs. Wake Forest	Nov. 17, 2012
9. 62	Josh Adams at Stanford	Nov. 28, 2015
62	Cierre Wood at Oklahoma	Oct. 27, 2012

Most Passes Attempted

1. 55	Dayne Crist at Michigan State	Sept. 18, 2010
2. 54	Tommy Rees vs. Tulsa	Oct. 30, 2010
3. 52	Everett Golson at Florida State	Oct. 18, 2014
4. 51	Tommy Rees at Michigan	Sept. 7, 2013
5. 47	Tommy Rees vs. Rutgers	Dec. 28, 2013
6. 44	Dayne Crist at Boston College	Oct. 2, 2010
44	Dayne Crist vs. Stanford	Sept. 25, 2010
8. 43	Everett Golson vs. Stanford	Oct. 4, 2014
9. 42	Everett Golson vs. Pittsburgh	Nov. 3, 2012
10. 41	Everett Golson at Arizona State	Nov. 8, 2014
41	Tommy Rees at Pittsburgh	Sept. 24, 2011

Most Passes Completed

1. 33	Tommy Rees vs. Tulsa	Oct. 30, 2010
2. 32	Dayne Crist at Michigan State	Sept. 18, 2010
32	Everett Golson vs. Syracuse	Sept. 27, 2014
4. 31	Everett Golson at Florida State	Oct. 18, 2014
5. 30	Tommy Rees vs. Maryland	Nov. 12, 2011
6. 29	Tommy Rees at Michigan	Sept. 7, 2013
7. 27	Tommy Rees vs. Rutgers	Dec. 28, 2013
27	Tommy Rees at Michigan	Sept. 10, 2011
9. 25	Everett Golson vs. Purdue	Sept. 13, 2014
25	Dayne Crist vs. Stanford	Sept. 25, 2010

Highest Completion Percentage (min. 10 attempts)

1. 86.4	Malik Zaire vs. Texas	Sept. 5, 2015 (19-22)
2. 83.3	DeShone Kizer vs. Nevada	Sept. 10, 2016 (15-18)
3. 82.1	Everett Golson vs. Syracuse	Sept. 27, 2014 (32-39)
4. 80.0	Malik Zaire vs. LSU	Dec. 30, 2014 (12-15)
5. 78.9	Tommy Rees vs. Maryland	Nov. 12, 2011 (30-38)
6. 77.3	Everett Golson vs. Miami, Fla.	Oct. 6, 2012 (17-22)
77.3	Tommy Rees at Air Force	Oct. 26, 2013 (17-22)
8. 73.3	DeShone Kizer vs. Navy	Oct. 10, 2015 (22-30)
9. 73.1	DeShone Kizer at Pittsburgh	Nov. 7, 2015 (19-26)
73.1	Dayne Crist vs. Purdue	Sept. 4, 2010 (19-26)

Most Passing Yards

1. 446	Everett Golson at Arizona State	Nov. 8, 2014
2. 381	DeShone Kizer vs. Duke	Sept. 24, 2016
3. 369	Dayne Crist at Michigan State	Sept. 18, 2010
4. 362	Everett Golson vs. Syracuse	Sept. 27, 2014
5. 346	Everett Golson vs. Wake Forest	Nov. 17, 2012
346	Tommy Rees vs. Temple	Aug. 31, 2013
7. 344	DeShone Kizer vs. Michigan State	Sept. 17, 2016
8. 334	Tommy Rees vs. Tulsa	Oct. 30, 2010
9. 324	DeShone Kizer vs. Boston College	Nov. 21, 2015
10. 321	DeShone Kizer at Clemson	Oct. 3, 2015

Most Passing Yards/Attempt (min. 10 attempts)

1. 15.0	Tommy Rees vs. Temple	Aug. 31, 2013 (23-346)
2. 14.2	Malik Zaire vs. Texas	Sept. 5, 2015 (22-313)
3. 13.4	Everett Golson vs. Rice	Aug. 30, 2014 (22-295)
4. 12.9	Tommy Rees at Air Force	Oct. 26, 2013 (22-284)
5. 12.6	Everett Golson vs. Navy	Nov. 1, 2014 (25-315)
6. 12.1	Tommy Rees vs. Navy	Nov. 2, 2013 (20-242)
7. 11.5	Everett Golson vs. Wake Forest	Nov. 17, 2012 (30-346)
8. 11.1	Dayne Crist vs. Michigan	Sept. 11, 2010 (25-277)
9. 10.9	Everett Golson at Arizona State	Nov. 8, 2014 (41-446)
10. 10.8	Tommy Rees vs. Navy	Oct. 29, 2011 (22-237)

**Brian Kelly Era
Notre Dame Record Book**

Most Passing Yards/Completion (min. 5 completions)

1.	21.6	Tommy Rees vs. Temple	Aug. 31, 2013 (16-346)
2.	21.3	Dayne Crist vs. Michigan	Sept. 11, 2010 (13-277)
3.	21.1	Everett Golson vs. Rice	Aug. 30, 2014 (14-295)
4.	20.3	Everett Golson at Arizona State	Nov. 8, 2014 (22-446)
5.	20.2	Tommy Rees vs. Navy	Nov. 2, 2013 (12-242)
6.	18.9	Malik Zaire at USC	Nov. 29, 2014 (9-120)
7.	18.0	DeShone Kizer at Stanford	Nov. 28, 2015 (13-234)
8.	17.7	Tommy Rees at Pittsburgh	Nov. 9, 2013 (18-318)
9.	17.5	Andrew Hendrix at Stanford	Nov. 26, 2011 (11-192)
	17.5	Everett Golson vs. Navy	Nov. 1, 2014 (18-315)

Most Touchdown Passes

1.	5	Tommy Rees at Air Force	Oct. 26, 2013
	5	DeShone Kizer at Texas	Sept. 4, 2016
	5	DeShone Kizer at Pittsburgh	Nov. 7, 2015
4.	4	Dayne Crist at Michigan State	Sept. 18, 2010
	4	Tommy Rees vs. Air Force	Oct. 8, 2011
	4	Tommy Rees vs. Tulsa	Oct. 30, 2010
	4	Everett Golson vs. Syracuse	Sept. 27, 2014
8.	3	13 times	

Most Passes Intercepted

1.	4	Everett Golson at Arizona State	Nov. 8, 2014
2.	3	DeShone Kizer vs. Boston College	Nov. 21, 2015
	3	Tommy Rees at USC	Nov. 27, 2010
	3	Tommy Rees vs. Tulsa	Oct. 30, 2010
	3	Tommy Rees vs. Oklahoma	Sept. 28, 2013
6.	2	13 times	

Highest Passing Efficiency (min. 10 attempts)

1.	260.7	Tommy Rees at Air Force	Oct. 26, 2013
2.	250.9	Malik Zaire vs. Texas	Sept. 5, 2015
3.	239.0	Tommy Rees vs. Temple	Aug. 31, 2013
4.	221.2	DeShone Kizer at Pittsburgh	Nov. 7, 2015
5.	209.4	Everett Golson vs. Navy	Nov. 1, 2014
6.	206.5	DeShone Kizer at Texas	Sept. 4, 2016
7.	206.3	Everett Golson vs. Rice	Aug. 30, 2014
8.	189.9	Everett Golson vs. Wake Forest	Nov. 17, 2012
9.	186.1	DeShone Kizer at Virginia	Sept. 12, 2015
10.	183.6	Everett Golson vs. Syracuse	Sept. 27, 2014

Longest Pass Completion

1.	95	Dayne Crist vs. Michigan	Sept. 11, 2010
2.	82	Tommy Rees at Purdue	Sept. 14, 2013
3.	81	DeShone Kizer vs. Ohio State	Jan. 1, 2016
4.	80	Dayne Crist vs. Western Michigan	Oct. 16, 2010
	80	Tommy Rees at Pittsburgh	Nov. 9, 2013
6.	78	Everett Golson vs. Navy	Nov. 1, 2014
7.	75	Everett Golson vs. Rice	Aug. 30, 2014
	75	DeShone Kizer vs. USC	Oct. 17, 2015
9.	73	DeShone Kizer at Stanford	Nov. 28, 2015
10.	72	Everett Golson vs. Syracuse	Sept. 27, 2014

Most Passes Caught

1.	13	Michael Floyd at Michigan	Sept. 10, 2011
2.	12	Michael Floyd at Purdue	Oct. 1, 2011
	12	Michael Floyd vs. USF	Sept. 3, 2011
4.	11	Michael Floyd at USC	Nov. 27, 2010
	11	Michael Floyd vs. Tulsa	Oct. 30, 2010
6.	10	Michael Floyd vs. Boston College	Nov. 19, 2011
	10	Theo Riddick at Michigan State	Sept. 18, 2010
8.	9	Will Fuller vs. Northwestern	Nov. 15, 2014
	9	Will Fuller vs. Michigan	Sept. 6, 2014
	9	Michael Floyd vs. Maryland	Nov. 12, 2011
	9	Michael Floyd vs. Western Michigan	Oct. 16, 2010
	9	TJ Jones at Michigan	Sept. 7, 2013
	9	Theo Riddick at Boston College	Oct. 2, 2010

Most Yards Receiving

1.	167	DaVaris Daniels at Purdue	Sept. 14, 2013 (8)
2.	164	Kyle Rudolph vs. Michigan	Sept. 11, 2010 (8)
3.	159	Michael Floyd at Michigan	Sept. 10, 2011 (13)
	159	Will Fuller vs. Northwestern	Nov. 15, 2014 (9)
5.	157	Michael Floyd vs. Western Michigan	Oct. 16, 2010 (9)
6.	154	Michael Floyd vs. USF	Sept. 3, 2011 (12)
7.	152	Will Fuller at Pittsburgh	Nov. 7, 2015 (7)
8.	149	TJ Jones at Pittsburgh	Nov. 9, 2013 (6)
9.	142	Will Fuller vs. Texas	Sept. 5, 2015 (7)
10.	138	TJ Jones vs. Temple	Aug. 31, 2013 (6)

Highest Average/Reception (min. 3 receptions)

1.	43.7	Will Fuller vs. USC	Oct. 17, 2015 (3-131)
2.	30.7	Amir Carlisle at Arizona State	Nov. 8, 2014 (3-92)
3.	27.8	TJ Jones vs. Navy	Nov. 2, 2013 (4-111)
4.	25.0	C.J. Proisie at Clemson	Oct. 3, 2015 (4-100)
5.	24.8	TJ Jones at Pittsburgh	Nov. 9, 2013 (6-149)
	24.8	Will Fuller at Virginia	Sept. 12, 2015 (5-124)
7.	24.5	Tyler Eifert vs. Purdue	Sept. 8, 2012 (4-98)
8.	24.3	TJ Jones vs. Michigan	Sept. 11, 2010 (3-73)
9.	24.0	Will Fuller vs. Boston College	Nov. 21, 2015 (3-72)
	24.0	Kevin Stepherson vs. Duke	Sept. 24, 2016 (3-72)

Most Touchdown Receptions

1.	3	Will Fuller vs. Northwestern	Nov. 15, 2014
	3	Will Fuller at Pittsburgh	Nov. 7, 2015
	3	Michael Floyd vs. Western Michigan	Oct. 16, 2010
4.	2	15 times	

Longest Pass Reception

1.	95	Kyle Rudolph vs. Michigan	Sept. 11, 2010
2.	82	DaVaris Daniels at Purdue	Sept. 14, 2013
3.	81	Will Fuller vs. Ohio State	Jan. 1, 2016
4.	80	Michael Floyd vs. Western Michigan	Oct. 16, 2010
	80	TJ Jones at Pittsburgh	Nov. 9, 2013
6.	78	C.J. Proisie vs. Navy	Nov. 1, 2014
7.	75	Will Fuller vs. USC	Oct. 17, 2015
	75	Will Fuller vs. Rice	Aug. 30, 2014
9.	73	Will Fuller at Stanford	Nov. 28, 2015
10.	72	Will Fuller vs. Syracuse	Sept. 27, 2014

Most Total Offense Plays

1.	63	Everett Golson at Florida State	Oct. 18, 2014 (11r,52p)
2.	61	Dayne Crist at Michigan State	Sept. 18, 2010 (6r,55p)
3.	57	Everett Golson vs. Pittsburgh	Nov. 3, 2012 (15r,42p)
4.	57	Everett Golson at Arizona State	Nov. 3, 2014 (16r,41p)
5.	56	Tommy Rees vs. Tulsa	Oct. 30, 2010 (2r,54p)
6.	54	Everett Golson vs. Purdue	Sept. 13, 2014 (14r,40p)
7.	53	DeShone Kizer at Temple	Oct. 31, 2015 (17r,36p)
8.	52	DeShone Kizer vs. Ohio State	Jan. 1, 2016 (15r,37)
	52	Tommy Rees at Michigan	Sept. 7, 2013 (1r,51p)
10.	50	Four times	

Most Total Offense Yards

1.	442	DeShone Kizer at Temple	Oct. 31, 2015 (143r,299p)
2.	441	DeShone Kizer vs. Duke	Sept. 24, 2016 (60r,381p)
3.	435	Everett Golson at Arizona State	Nov. 8, 2014 (-11r,446p)
4.	383	Everett Golson vs. Syracuse	Sept. 27, 2014 (21r,362p)
5.	381	DeShone Kizer at Clemson	Oct. 3, 2015 (60r,321p)
6.	377	Dayne Crist at Michigan State	Sept. 18, 2010 (8r,369p)
7.	371	Everett Golson vs. North Carolina	Oct. 11, 2014 (71r,300p)
8.	365	Everett Golson vs. Northwestern	Nov. 15, 2014 (78r,287p)
9.	362	DeShone Kizer at Stanford	Nov. 28, 2015 (128r,234p)
10.	358	DeShone Kizer vs. Michigan State	Sept. 17, 2016 (14r,344p)

Highest Average/Play (min. 20 plays)

1.	14.2	Tommy Rees vs. Temple	Aug. 31, 2013 (24-341)
2.	12.1	Tommy Rees vs. Navy	Nov. 2, 2013 (20-242)
3.	12.0	Tommy Rees at Air Force	Oct. 26, 2013 (23-276)
4.	11.2	Everett Golson vs. Wake Forest	Nov. 17, 2012 (31-346)
5.	10.6	Malik Zaire vs. Texas	Sept. 5, 2015 (31-329)
6.	10.2	Everett Golson vs. Navy	Nov. 1, 2014 (34-348)
	10.2	Dayne Crist vs. Michigan	Sept. 11, 2010 (29-296)
8.	9.9	Tommy Rees vs. Navy	Oct. 29, 2011 (23-228)
	9.9	Everett Golson vs. Rice	Aug. 30, 2014 (34-336)
10.	9.6	Cierre Wood at Purdue	Oct. 1, 2011 (20-191)

Most All-Purpose Yards Gained

1.	213	Cierre Wood at Purdue	Oct. 1, 2011
2.	204	TJ Jones at Pittsburgh	Nov. 9, 2013
3.	203	C.J. Proisie vs. Georgia Tech	Sept. 19, 2015
4.	196	Josh Adams at Stanford	Nov. 28, 2015
5.	194	Amir Carlisle at Arizona State	Nov. 8, 2014
6.	190	C.J. Sanders at Stanford	Nov. 28, 2015
7.	187	George Atkinson III vs. Navy	Nov. 2, 2013
	187	Tarean Folston vs. Navy	Nov. 1, 2014
9.	185	C.J. Proisie vs. Navy	Oct. 10, 2015
10.	181	C.J. Sanders at Texas	Sept. 4, 2016

Most All-Purpose Attempts

1.	28	Robert Hughes vs. Miami, Fla.	Dec. 31, 2010
2.	27	Cam McDaniel vs. BYU	Nov. 23, 2013
3.	26	Theo Riddick vs. Pittsburgh	Nov. 3, 2012
	26	Cierre Wood vs. Boston College	Nov. 19, 2011
5.	25	C.J. Proisie vs. Navy	Oct. 10, 2015
	25	Cierre Wood at Michigan	Sept. 10, 2011
7.	24	C.J. Proisie vs. USC	Oct. 17, 2015
	24	Cierre Wood vs. USF	Sept. 3, 2011
	24	Cierre Wood at Pittsburgh	Sept. 24, 2011
10.	23	Armando Allen Jr. at Boston College	Oct. 2, 2010
	23	Theo Riddick at USC	Nov. 24, 2012

**Brian Kelly Era
Notre Dame Record Book**

Longest Fumble Return

1.	77	Stephon Tuitt vs. Navy	Sept. 1, 2012
2.	32	Austin Collinsworth vs. Northwestern	Nov. 15, 2014
3.	29	Zeke Motta vs. Florida State	Dec. 29, 2011
4.	17	Jaylon Smith vs. Georgia Tech	Sept. 19, 2015
5.	8	Manti Te'o at Michigan State	Sept. 15, 2012
6.	6	Elijah Shumate vs. North Carolina	Oct. 11, 2014
	6	Dan Fox vs. Arizona State	Oct. 5, 2013
8.	5	Drue Tranquill vs. Northwestern	Nov. 15, 2014
9.	4	Robert Blanton vs. Air Force	Oct. 8, 2011

Most Punt Returns

1.	4	C.J. Sanders at Virginia	Sept. 12, 2015
	4	DaVonte' Neal vs. Wake Forest	Nov. 17, 2012
	4	DaVonte' Neal vs. Purdue	Sept. 8, 2012
4.	3	14 times	

Most Punt Return Yards

1.	63	C.J. Sanders vs. UMass	Sept. 26, 2015 (3 returns)
2.	61	Greg Bryant vs. Louisville	Nov. 22, 2014 (1 return)
3.	51	C.J. Sanders at Texas	Sept. 4, 2016 (2 returns)
4.	49	Cody Riggs vs. Rice	Aug. 30, 2014 (2 returns)
5.	48	C.J. Sanders at Virginia	Sept. 12, 2015 (4 returns)
6.	44	Michael Floyd vs. Florida State	Dec. 29, 2011 (2 returns)
7.	38	Armando Allen Jr. vs. Purdue	Sept. 4, 2010 (1 return)
8.	31	Greg Bryant vs. Rice	Aug. 30, 2014 (3 returns)
9.	27	Robert Blanton vs. Utah	Nov. 13, 2010 (2 returns)
	27	John Goodman at Michigan State	Sept. 18, 2010 (3 returns)
	27	TJ Jones vs. Arizona State	Oct. 5, 2013 (1 return)

Highest Average/Punt Return (min. 2 returns)

1.	25.5	C.J. Sanders at Texas	Sept. 4, 2016 (2-51)
2.	24.5	Cody Riggs vs. Rice	Aug. 30, 2014 (2-49)
3.	22.0	Michael Floyd vs. Florida State	Dec. 29, 2011 (2-44)
4.	21.0	C.J. Sanders vs. UMass	Sept. 26, 2015 (3-63)
5.	13.5	Robert Blanton vs. Utah	Nov. 13, 2010 (2-27)
6.	12.0	C.J. Sanders at Virginia	Sept. 12, 2015 (4-48)
7.	10.3	Greg Bryant vs. Rice	Aug. 30, 2014 (3-31)
8.	9.0	John Goodman at Michigan State	Sept. 18, 2010 (3-27)
9.	8.0	DaVonte' Neal at Michigan State	Sept. 15, 2012 (2-16)
10.	7.7	TJ Jones vs. Temple	Aug. 31, 2013 (3-23)

Most Kick Return

1.	6	Amir Carlisle vs. Northwestern	Nov. 15, 2014
	6	Amir Carlisle vs. Louisville	Nov. 22, 2014
	6	C.J. Sanders at Stanford	Nov. 28, 2015
	6	C.J. Sanders vs. USC	Oct. 17, 2015
	6	George Atkinson III at Stanford	Nov. 30, 2013
	6	Bennett Jackson at Navy	Oct. 23, 2010
	6	Bennett Jackson vs. Tulsa	Oct. 30, 2010
8.	5	10 times	

Most Kick Return Yards

1.	182	C.J. Sanders at Stanford	Nov. 28, 2015 (6 returns)
2.	178	George Atkinson III vs. USC	Oct. 22, 2011 (5 returns)
3.	151	Amir Carlisle vs. Louisville	Nov. 22, 2014 (6 returns)
4.	142	George Atkinson III vs. Michigan St.	Sept. 17, 2011 (4 returns)
5.	139	George Atkinson III at Stanford	Nov. 30, 2013 (6 returns)
6.	135	C.J. Sanders vs. USC	Oct. 17, 2015 (6 returns)
7.	126	Bennett Jackson vs. Tulsa	Oct. 30, 2010 (6 returns)
8.	124	George Atkinson III vs. Air Force	Oct. 8, 2011 (5 returns)
9.	123	Bennett Jackson at Navy	Oct. 23, 2010 (6 returns)
10.	122	Amir Carlisle vs. Northwestern	Nov. 15, 2014 (6 returns)

Highest Average/Kick Return (min. 2 returns)

1.	38.0	George Atkinson III at Michigan	Sept. 7, 2013 (2-76)
2.	35.6	George Atkinson III vs. USC	Oct. 22, 2011 (5-178)
3.	35.5	C.J. Sanders at Clemson	Oct. 3, 2015 (2-71)
	35.5	George Atkinson III vs. Michigan St.	Sept. 17, 2011 (4-142)
5.	33.5	Austin Collinsworth at Wake Forest	Nov. 5, 2011 (2-67)
6.	30.3	C.J. Sanders at Stanford	Nov. 28, 2015 (6-182)
7.	30.0	George Atkinson III at Pittsburgh	Sept. 24, 2011 (2-60)
8.	29.8	George Atkinson III at Purdue	Sept. 14, 2013 (4-119)
9.	29.0	George Atkinson III vs. Navy	Oct. 29, 2011 (2-58)
10.	28.5	Amir Carlisle vs. Purdue	Sept. 13, 2014 (2-57)

Most Fumble Returns

1.	1	Austin Collinsworth vs. Northwestern	Nov. 15, 2014
	1	Elijah Shumate vs. North Carolina	Oct. 11, 2014
	1	Jaylon Smith vs. Georgia Tech	Sept. 19, 2015
	1	Robert Blanton vs. Air Force	Oct. 8, 2011
	1	Dan Fox vs. Arizona State	Oct. 5, 2013
	1	Zeke Motta vs. Florida State	Dec. 29, 2011
	1	Manti Te'o at Michigan State	Sept. 15, 2012
	1	Stephon Tuitt vs. Navy	Sept. 1, 2012

Most Fumble Returns Yards

1.	77	Stephon Tuitt vs. Navy	Sept. 1, 2012 (1 return)
2.	32	Austin Collinsworth vs. Northwestern	Nov. 15, 2014 (1 return)
3.	29	Zeke Motta vs. Florida State	Dec. 29, 2011 (1 return)
4.	17	Jaylon Smith vs. Georgia Tech	Sept. 19, 2015 (1 return)
5.	8	Manti Te'o at Michigan State	Sept. 15, 2012 (1 return)
6.	6	Elijah Shumate vs. North Carolina	Oct. 11, 2014 (1 return)
	6	Dan Fox vs. Arizona State	Oct. 5, 2013 (1 return)
8.	5	Drue Tranquill vs. Northwestern	Nov. 15, 2014 (1 return)
9.	4	Robert Blanton vs. Air Force	Oct. 8, 2011 (1 return)

Most Interceptions

1.	3	Harrison Smith vs. Miami, Fla.	Dec. 31, 2010
2.	2	Cole Luke vs. Stanford	Oct. 4, 2014
	2	Bennett Jackson vs. Purdue	Sept. 8, 2012
	2	Manti Te'o vs. Michigan	Sept. 22, 2012

Most Interception Return Yards

1.	82	Robert Blanton vs. Michigan State	Sept. 17, 2011 (1 return)
2.	57	Lo Wood vs. Maryland	Nov. 12, 2011 (1 return)
3.	49	Matthias Farley vs. Stanford	Oct. 13, 2012 (1 return)
4.	47	Bennett Jackson vs. Purdue	Sept. 8, 2012 (2 returns)
5.	42	Darrin Walls vs. Army	Nov. 20, 2010 (1 return)
6.	39	Matthias Farley vs. Northwestern	Nov. 15, 2014 (1 return)
7.	34	Darius Fleming at Stanford	Nov. 26, 2011 (1 return)
	34	Bennett Jackson at Purdue	Sept. 14, 2013 (1 return)
9.	31	KeiVarae Russell vs. Michigan	Sept. 22, 2012 (1 return)
10.	30	Devin Studstill vs. Michigan State	Sept. 17, 2016

Highest Average/Interception Return (min. 2 returns)

1.	23.5	Bennett Jackson vs. Purdue	Sept. 8, 2012 (2-47)
2.	14.0	Manti Te'o vs. Michigan	Sept. 22, 2012 (2-28)
3.	5.3	Harrison Smith vs. Miami, Fla.	Dec. 31, 2010 (3-16)
4.	-1.5	Cole Luke vs. Stanford	Oct. 4, 2014 (2-(-3))

Most Tackles

1.	21	Manti Te'o vs. Stanford	Sept. 25, 2010 (8-13)
2.	16	Zeke Motta vs. Alabama	Jan. 7, 2013 (7-9)
3.	15	Jaylon Smith at Stanford	Nov. 28, 2015 (8-7)
	15	Dan Fox at Stanford	Nov. 30, 2013 (7-8)
5.	14	Jaylon Smith at USC	Nov. 29, 2014 (6-8)
	14	Jaylon Smith vs. Stanford	Oct. 4, 2014 (7-7)
	14	Jaylon Smith vs. USC	Oct. 17, 2015 (6-8)
	14	Jaylon Smith vs. Wake Forest	Nov. 14, 2015
	14	Max Redfield at Clemson	Oct. 3, 2015 (11-3)
	14	Max Redfield vs. LSU	Dec. 30, 2014 (10-4)
	14	Harrison Smith vs. USC	Oct. 22, 2011 (7-7)
	14	Manti Te'o vs. USF	Sept. 3, 2011 (6-8)

Most Sacks

1.	3.0	Prince Shembo at Boston College	Nov. 10, 2012
	3.0	Prince Shembo vs. Arizona State	Oct. 5, 2013
3.	2.0	16 times	

Most Tackles for Loss

1.	4.0	Prince Shembo at Boston College	Nov. 10, 2012
2.	3.5	Carlo Calabrese at Boston College	Oct. 2, 2010
3.	3.0	Robert Blanton vs. Michigan State	Sept. 17, 2011
	3.0	Sheldon Day at Pittsburgh	Nov. 9, 2013
	3.0	Darius Fleming at Pittsburgh	Sept. 24, 2011
	3.0	Jarron Jones at Florida State	Oct. 18, 2014
	3.0	Romeo Okwara vs. Wake Forest	Nov. 14, 2015
	3.0	Romeo Okwara at Temple	Oct. 31, 2015
	3.0	Prince Shembo vs. Arizona State	Oct. 5, 2013
	3.0	Manti Te'o at Purdue	Oct. 1, 2011

Most Fumbles Forced

1.	2	Stephon Tuitt at Boston College	Nov. 10, 2012
2.	1	many others	

Most Fumbles Recovered

1.	1	36 times	
----	---	----------	--

Most Pass Breakups

1.	5	Harrison Smith vs. Michigan State	Sept. 17, 2011
2.	3	Cole Luke at Arizona State	Nov. 8, 2014
	3	Robert Blanton vs. Michigan State	Sept. 17, 2011
	3	KeiVarae Russell vs. Rutgers	Dec. 28, 2013
	3	KeiVarae Russell vs. Michigan State	Sept. 21, 2013
6.	2	24 times	

Most Blocked Kicks

1.	1	Robert Blanton vs. Utah	Nov. 13, 2010
	1	Ben Councell vs. Michigan	Sept. 6, 2014
	1	Darius Fleming vs. Air Force	Oct. 8, 2011
	1	Jarron Jones vs. Temple	Aug. 31, 2013
	1	Jarron Jones vs. BYU	Nov. 23, 2013
	1	Jarron Jones vs. North Carolina	Oct. 11, 2014
	1	Jarron Jones at Texas	Sept. 4, 2016
	1	Jarron Jones vs. Syracuse	Sept. 27, 2014
	1	Mike McGlinchey vs. Northwestern	Nov. 15, 2014
	1	Romeo Okwara vs. UMass	Sept. 26, 2015
	1	Isaac Rochell vs. LSU	Dec. 30, 2014
	1	Equanimeous St. Brown vs. USC	Oct. 17, 2015
	1	Drue Tranquill vs. Stanford	Oct. 4, 2014
	1	Stephon Tuitt vs. Stanford	Oct. 13, 2012

**Brian Kelly Era
Notre Dame Record Book**

Most Points Scored

1.	18	Tarean Folston vs. North Carolina	Nov. 11, 2014
	18	Michael Floyd vs. Western Michigan	Oct. 16, 2010
	18	Everett Golson vs. Rice	Aug. 30, 2014
	18	Jonas Gray vs. Navy	Oct. 29, 2011
	18	Will Fuller at Pittsburgh	Nov. 7, 2015
	18	Will Fuller vs. Northwestern	Nov. 15, 2014
	18	Everett Golson vs. Navy	Nov. 1, 2014
	18	C.J. Prorise vs. Navy	Oct. 10, 2015
	18	C.J. Prorise vs. Georgia Tech	Sept. 19, 2015
10.	17	Kyle Brindza vs. Rutgers	Dec. 28, 2013

Most Touchdowns Scored

1.	3	Tarean Folston vs. North Carolina	Oct. 11, 2014
	3	Will Fuller at Pittsburgh	Nov. 7, 2015
	3	Will Fuller vs. Northwestern	Nov. 15, 2014
	3	Everett Golson vs. Navy	Nov. 1, 2014
	3	C.J. Prorise vs. Navy	Oct. 10, 2015
	3	Everett Golson vs. Rice	Aug. 30, 2014
	3	Michael Floyd vs. Western Michigan	Oct. 16, 2010
	3	Jonas Gray vs. Navy	Oct. 29, 2011
	3	C.J. Prorise vs. Georgia Tech	Sept. 19, 2015
4.	2	33 times	

Most Extra Points Made

1.	8	Justin Yoon vs. UMass	Sept. 26, 2015
	8	David Ruffer vs. Navy	Oct. 29, 2011
3.	7	Kyle Brindza vs. Navy	Nov. 1, 2014
	7	David Ruffer vs. Air Force	Oct. 8, 2011
5.	6	Kyle Brindza vs. Rice	Aug. 30, 2014
	6	Kyle Brindza at Air Force	Oct. 26, 2013
	6	David Ruffer vs. Maryland	Nov. 12, 2011
	6	Kyle Brindza vs. North Carolina	Oct. 11, 2014
	6	Justin Yoon at Pittsburgh	Nov. 7, 2015
	6	Justin Yoon at Texas	Sept. 4, 2016

Most Extra Points Attempted

1.	9	Justin Yoon vs. UMass	Sept. 26, 2015
	8	David Ruffer vs. Navy	Oct. 29, 2011
3.	7	Kyle Brindza vs. Navy	Nov. 1, 2014
	7	David Ruffer vs. Air Force	Oct. 8, 2011
5.	6	Justin Yoon at Pittsburgh	Nov. 7, 2015
	6	Justin Yoon at Texas	Sept. 4, 2016
	6	Kyle Brindza vs. North Carolina	Oct. 11, 2014
	6	Kyle Brindza vs. Rice	Aug. 30, 2014
	6	Kyle Brindza at Air Force	Oct. 26, 2013
	6	David Ruffer vs. Maryland	Nov. 12, 2011
	6	David Ruffer vs. Western Michigan	Oct. 16, 2010
	6	Nick Tausch vs. Navy	Sept. 1, 2012

Most Points Scored by Kicking

1.	17	Kyle Brindza vs. Rutgers	Dec. 28, 2013
	16	Kyle Brindza at USC	Nov. 24, 2012
3.	13	Kyle Brindza vs. Arizona State	Oct. 5, 2013
4.	12	Justin Yoon at Stanford	Nov. 28, 2015
	12	Kyle Brindza vs. Purdue	Sept. 13, 2014
	12	Kyle Brindza vs. Rice	Aug. 30, 2014
	12	Kyle Brindza at Oklahoma	Oct. 27, 2012
	12	Kyle Brindza at Michigan	Sept. 7, 2013
	12	David Ruffer vs. Miami, Fla.	Dec. 31, 2010
10.	11	Six times	

Most Field Goals Attempted

1.	6	Kyle Brindza vs. Rutgers	Dec. 28, 2013
	6	Kyle Brindza at USC	Nov. 24, 2012
3.	4	Kyle Brindza vs. Purdue	Sept. 13, 2014
	4	Kyle Brindza vs. Pittsburgh	Nov. 3, 2012
	4	Kyle Brindza vs. Arizona State	Oct. 5, 2013
	4	Kyle Brindza at Oklahoma	Oct. 27, 2012
	4	David Ruffer vs. Miami, Fla.	Dec. 31, 2010
8.	3	15 times	

Most Field Goals Made

1.	5	Kyle Brindza vs. Rutgers	Dec. 28, 2013
	5	Kyle Brindza at USC	Nov. 24, 2012
3.	3	12 times	

Longest Field Goal

1.	53	Kyle Brindza vs. Arizona State	Oct. 5, 2013
2.	52	Justin Yoon vs. Navy	Oct. 10, 2015
	52	Kyle Brindza at USC	Nov. 24, 2012
	52	David Ruffer vs. Maryland	Nov. 12, 2011
5.	51	Kyle Brindza vs. BYU	Nov. 23, 2013
	51	Kyle Brindza at Air Force	Oct. 26, 2013
7.	50	David Ruffer vs. Miami, Fla.	Dec. 31, 2010
	50	David Ruffer vs. Pittsburgh	Oct. 9, 2010
9.	49	Kyle Brindza vs. Rutgers	Dec. 28, 2013
10.	48	Kyle Brindza vs. Purdue	Sept. 13, 2014

Most Punts

1.	8	Ben Turk vs. Boston College	Nov. 19, 2011
	8	Ben Turk at Boston College	Oct. 2, 2010
	8	Ben Turk vs. Tulsa	Oct. 30, 2010
	8	Ben Turk vs. Michigan	Sept. 11, 2010
	8	Ben Turk at Michigan State	Sept. 15, 2012
6.	7	Tyler Newsome at Clemson	Oct. 3, 2015
	7	Tyler Newsome at Texas	Sept. 4, 2016
	7	Kyle Brindza vs. USC	Oct. 19, 2013
	7	Ben Turk vs. Florida State	Dec. 29, 2011

Most Yards Punting

1.	352	Ben Turk vs. Boston College	Nov. 19, 2011 (8 punts)
2.	339	Ben Turk at Michigan State	Sept. 15, 2012 (8 punts)
3.	329	Ben Turk vs. Tulsa	Oct. 30, 2010 (8 punts)
4.	313	Ben Turk at Boston College	Oct. 2, 2010 (8 punts)
5.	310	Ben Turk vs. Michigan	Sept. 11, 2010 (8 punts)
6.	302	Tyler Newsome vs. Michigan State	Sept. 17, 2016 (6 punts)
7.	289	Tyler Newsome vs. Ohio State	Jan. 1, 2016 (6 punts)
8.	285	Ben Turk vs. Florida State	Dec. 29, 2011 (7 punts)
9.	268	Tyler Newsome at Texas	Sept. 4, 2016 (7 punts)
10.	263	Tyler Newsome at Clemson	Oct. 3, 2015 (7 punts)

Highest Average/Punt (min. 3 punts)

1.	55.8	Tyler Newsome at Virginia	Sept. 12, 2015 (4-223)
2.	52.4	Tyler Newsome vs. UMass	Sept. 26, 2015 (5-262)
3.	51.8	Tyler Newsome at Pittsburgh	Nov. 7, 2015 (4-207)
4.	50.3	Tyler Newsome vs. Michigan State	Sept. 17, 2016 (6-302)
5.	48.2	Tyler Newsome vs. Ohio State	Jan. 1, 2016 (6-289)
	48.2	Kyle Brindza vs. Purdue	Sept. 13, 2014 (4-193)
7.	48.0	Kyle Brindza vs. Rice	Aug. 30, 2014 (3-144)
8.	47.0	Tyler Newsome vs. Boston College	Nov. 21, 2015 (4-188)
	47.0	Tyler Newsome vs. Duke	Sept. 24, 2016 (4-188)
10.	46.8	Kyle Brindza vs. Louisville	Nov. 22, 2014 (4-187)

Most Punts Downed Inside 20

1.	4	Tyler Newsome at Clemson	Oct. 3, 2015
	4	Ben Turk vs. Florida State	Dec. 29, 2011
	4	Ben Turk vs. Michigan	Sept. 11, 2010
	4	Ben Turk at Michigan State	Sept. 15, 2012
5.	3	12 times	

Longest Punt

1.	71	Tyler Newsome vs. Michigan State	Sept. 17, 2016
2.	62	Tyler Newsome at Virginia	Sept. 12, 2015
3.	59	Tyler Newsome vs. Ohio State	Jan. 1, 2016
	59	Tyler Newsome vs. UMass	Sept. 26, 2015
5.	58	Tyler Newsome vs. Duke	Sept. 24, 2016
	58	Ben Turk vs. Maryland	Nov. 12, 2011
7.	57	Tyler Newsome at Pittsburgh	Nov. 7, 2015
8.	56	Kyle Brindza at Pittsburgh	Nov. 9, 2013
	56	Ben Turk vs. Tulsa	Oct. 30, 2010
10.	55	Tyler Newsome vs. Boston College	Nov. 21, 2015
	55	Ben Turk vs. Boston College	Nov. 19, 2011
	55	Kyle Brindza vs. Rice	Aug. 30, 2014
	55	Kyle Brindza vs. Oklahoma	Sept. 28, 2013
	55	Ben Turk vs. Boston College	Nov. 19, 2011

Longest Punt Return

1.	61	Greg Bryant vs. Louisville	Nov. 22, 2014
2.	50	C.J. Sanders vs. UMass	Sept. 26, 2015
3.	41	Michael Floyd vs. Florida State	Dec. 29, 2011
4.	40	C.J. Sanders at Texas	Sept. 4, 2015
5.	38	Armando Allen Jr. vs. Purdue	Sept. 4, 2010
6.	30	C.J. Sanders at Virginia	Sept. 12, 2015
7.	27	TJ Jones vs. Arizona State	Oct. 5, 2013
8.	25	C.J. Sanders vs. USC	Oct. 17, 2015
	25	Cody Riggs vs. Rice	Aug. 30, 2014
10.	24	C.J. Sanders vs. Nevada	Sept. 10, 2016

Longest Kick Return

1.	96	George Atkinson III vs. USC	Oct. 22, 2011
2.	93	C.J. Sanders at Stanford	Nov. 28, 2015
3.	89	George Atkinson III vs. Michigan State	Sept. 17, 2011
4.	50	George Atkinson III at Michigan	Sept. 7, 2013
5.	47	Amir Carlisle vs. Purdue	Sept. 13, 2014
	47	George Atkinson III at Purdue	Sept. 14, 2013
7.	46	C.J. Sanders at Clemson	Oct. 3, 2015
8.	43	Bennett Jackson at Boston College	Oct. 2, 2010
9.	41	George Atkinson III at Pittsburgh	Nov. 9, 2013
	41	Austin Collinsworth at Wake Forest	Nov. 5, 2011
	41	Bennett Jackson vs. Tulsa	Oct. 30, 2010

Longest Interception Return

1.	82	Robert Blanton vs. Michigan State	Sept. 17, 2011
2.	57	Lo Wood vs. Maryland	Nov. 12, 2011
3.	49	Matthias Farley vs. Stanford	Oct. 13, 2012
4.	42	Darrin Walls vs. Army	Nov. 20, 2010
5.	39	Matthias Farley vs. Northwestern	Nov. 15, 2014
6.	36	Bennett Jackson vs. Purdue	Sept. 8, 2012
7.	34	Darius Fleming at Stanford	Nov. 26, 2011
	34	Bennett Jackson at Purdue	Sept. 14, 2013
9.	31	KeiVarae Russell vs. Michigan	Sept. 22, 2012
10.	30	Devin Studstill vs. Michigan State	Sept. 17, 2016

2016 Notre Dame Football
Notre Dame Game Results (as of Sep 24, 2016)
All games

Date	Opponent	Score	Overall	Conference	Time	Attend
Sep 04, 2016	at Texas	Lo 47-50	0-1	0-0	4:00	102315
Sep 10, 2016	NEVADA	W 39-10	1-1	0-0	3:25	80795
Sep 17, 2016	#12 MICHIGAN STATE	L 28-36	1-2	0-0	3:31	80795
Sep 24, 2016	DUKE	L 35-38	1-3	0-0	3:14	80795

2016 Notre Dame Football
 Notre Dame Overall Team Statistics (as of Sep 24, 2016)
 All games

Team Statistics	ND	OPP
SCORING	149	134
Points Per Game	37.2	33.5
Points Off Turnovers	14	25
FIRST DOWNS	86	88
Rushing	32	41
Passing	49	39
Penalty	5	8
RUSHING YARDAGE	655	804
Yards gained rushing	756	879
Yards lost rushing	101	75
Rushing Attempts	154	183
Average Per Rush	4.3	4.4
Average Per Game	163.8	201.0
TDs Rushing	9	10
PASSING YARDAGE	1168	1012
Comp-Att-Int	78-131-3	71-111-4
Average Per Pass	8.9	9.1
Average Per Catch	15.0	14.3
Average Per Game	292.0	253.0
TDs Passing	11	7
TOTAL OFFENSE	1823	1816
Total Plays	285	294
Average Per Play	6.4	6.2
Average Per Game	455.8	454.0
KICK RETURNS: #-Yards	16-317	13-296
PUNT RETURNS: #-Yards	8-109	7-59
INT RETURNS: #-Yards	4-57	3-0
KICK RETURN AVERAGE	19.8	22.8
PUNT RETURN AVERAGE	13.6	8.4
INT RETURN AVERAGE	14.2	0.0
FUMBLES-LOST	7-4	0-0
PENALTIES-Yards	23-229	26-242
Average Per Game	57.2	60.5
PUNTS-Yards	22-982	24-1076
Average Per Punt	44.6	44.8
Net punt average	41.0	39.5
KICKOFFS-Yards	24-1496	24-1444
Average Per Kick	62.3	60.2
Net kick average	38.5	39.7
TIME OF POSSESSION/Game	29:25	30:35
3RD-DOWN Conversions	23/54	26/62
3rd-Down Pct	43%	42%
4TH-DOWN Conversions	3/4	3/6
4th-Down Pct	75%	50%
SACKS BY-Yards	1-7	8-53
MISC YARDS	0	1
TOUCHDOWNS SCORED	20	18
FIELD GOALS-ATTEMPTS	2-4	3-3
ON-SIDE KICKS	0-0	0-0
RED-ZONE SCORES	(18-20) 90%	(14-16) 88%
RED-ZONE TOUCHDOWNS	(16-20) 80%	(11-16) 69%
PAT-ATTEMPTS	(19-20) 95%	(15-16) 94%
ATTENDANCE	242385	102315
Games/Avg Per Game	3/80795	1/102315
Neutral Site Games		0/0

Score by Quarters	1st	2nd	3rd	4th	OT	Total
Notre Dame	28	39	42	30	10	149
Opponents	21	43	34	23	13	134

2016 Notre Dame Football
 Notre Dame Overall Individual Statistics (as of Sep 24, 2016)
 All games

Rushing	gp	att	gain	loss	net	avg	td	lg	avg/g
ADAMS, Josh	4	47	250	12	238	5.1	1	43	59.5
KIZER	4	43	221	35	186	4.3	5	29	46.5
FOLSTON	4	37	163	17	146	3.9	1	54	36.5
WILLIAMS, D.	4	13	86	3	83	6.4	2	23	20.8
CLAYPOOL	4	1	9	0	9	9.0	0	9	2.2
ANDERSON, J.	1	1	4	0	4	4.0	0	4	4.0
ZAIRE	3	10	23	26	-3	-0.3	0	8	-1.0
TEAM	2	2	0	8	-8	-4.0	0	0	-4.0
Total	4	154	756	101	655	4.3	9	54	163.8
Opponents	4	183	879	75	804	4.4	10	73	201.0

Passing	gp	effic	comp-att-int	pct	yds	td	lg	avg/g
KIZER	4	167.56	72-116-3	62.1	1096	11	49	274.0
ZAIRE	3	86.06	6-14-0	42.9	72	0	22	24.0
HUNTER, T.	3	0.00	0-1-0	0.0	0	0	0	0.0
Total	4	157.57	78-131-3	59.5	1168	11	49	292.0
Opponents	4	154.15	71-111-4	64.0	1012	7	72	253.0

Receiving	gp	no.	yds	avg	td	lg	avg/g
ST. BROWN	4	21	359	17.1	4	49	89.8
HUNTER, T.	3	15	207	13.8	1	47	69.0
SANDERS	4	13	215	16.5	2	34	53.8
ADAMS, Josh	4	10	81	8.1	1	17	20.2
STEPHERSON	4	8	149	18.6	2	44	37.2
SMYTHE	4	3	38	12.7	1	18	9.5
CLAYPOOL	4	2	39	19.5	0	33	9.8
HOLMES	4	2	24	12.0	0	15	6.0
FINKE	2	2	19	9.5	0	12	9.5
BOYKIN	4	1	20	20.0	0	20	5.0
FOLSTON	4	1	17	17.0	0	17	4.2
Total	4	78	1168	15.0	11	49	292.0
Opponents	4	71	1012	14.3	7	72	253.0

Punt Returns	no.	yds	avg	td	lg
SANDERS	6	96	16.0	0	40
FINKE	1	15	15.0	0	15
BOYKIN	1	-2	-2.0	0	0
Total	8	109	13.6	0	40
Opponents	7	59	8.4	0	20

Interceptions	no.	yds	avg	td	lg
VAUGHN	1	0	0.0	0	0
CRAWFORD	1	22	22.0	0	22
STUDSTILL	1	30	30.0	0	30
JONES, J.	1	5	5.0	0	5
Total	4	57	14.2	0	30
Opponents	3	0	0.0	0	0

Kick Returns	no.	yds	avg	td	lg
SANDERS	9	197	21.9	0	37
WILLIAMS, D.	4	67	16.8	0	24
FINKE	3	53	17.7	0	25
Total	16	317	19.8	0	37
Opponents	13	296	22.8	1	96

Fumble Returns	no.	yds	avg	td	lg
Total	0	0	0.0	0	0
Opponents	0	0	0.0	0	0

2016 Notre Dame Football
 Notre Dame Overall Individual Statistics (as of Sep 24, 2016)
 All games

Scoring	td	fg	PAT				dxp	saf	pts
			kick	rush	rcv	pass			
KIZER	5	-	-	-	-	-	-	30	
YOON	-	2-4	19-20	-	-	-	-	25	
ST. BROWN	4	-	-	-	-	-	-	24	
STEPHERSON	2	-	-	-	-	-	-	12	
ADAMS, Josh	2	-	-	-	-	-	-	12	
WILLIAMS, D.	2	-	-	-	-	-	-	12	
SANDERS	2	-	-	-	-	-	-	12	
FOLSTON	1	-	-	-	-	-	-	6	
HUNTER, T.	1	-	-	-	-	-	-	6	
SMYTHE	1	-	-	-	-	-	-	6	
CRAWFORD	-	-	-	-	-	-	1	2	
TEAM	-	-	-	-	-	-	1	2	
Total	20	2-4	19-20	-	-	-	1	149	
Opponents	18	3-3	15-16	-	1	1-1	-	134	

Total Offense	g	plays	rush	pass	total	avg/g
KIZER	4	159	186	1096	1282	320.5
ADAMS, Josh	4	47	238	0	238	59.5
FOLSTON	4	37	146	0	146	36.5
WILLIAMS, D.	4	13	83	0	83	20.8
ZAIRE	3	24	-3	72	69	23.0
CLAYPOOL	4	1	9	0	9	2.2
ANDERSON, J.	1	1	4	0	4	4.0
TEAM	2	2	-8	0	-8	-4.0
Total	4	285	655	1168	1823	455.8
Opponents	4	294	804	1012	1816	454.0

Field Goals	fg	pct.	01-19	20-29	30-39	40-49	50-99	lg	blk
YOON	2-4	50.0	0-0	1-1	1-2	0-1	0-0	39	1

FG Sequence	Notre Dame	Opponents
Texas	36,(39)	(25)
Nevada	(21)	(27)
Michigan State	-	-
Duke	42	(19)

Numbers in (parentheses) indicate field goal was made.

Punting	no.	yds	avg	lg	tb	fc	i20	50+	blk
NEWSOME	22	982	44.6	71	1	5	8	8	0
Total	22	982	44.6	71	1	5	8	8	0
Opponents	24	1076	44.8	68	1	7	9	8	0

Kickoffs	no.	yds	avg	tb	ob	retn	net	ydln
YOON	24	1496	62.3	11	0			
Total	24	1496	62.3	11	0	22.8	38.5	26
Opponents	24	1444	60.2	7	1	19.8	39.7	25

2016 Notre Dame Football
 Notre Dame Overall Individual Statistics (as of Sep 24, 2016)
 All games

All Purpose	g	rush	rcv	pr	kr	ir	total	avg/g
SANDERS	4	0	215	96	197	0	508	127.0
ST. BROWN	4	0	359	0	0	0	359	89.8
ADAMS, Josh	4	238	81	0	0	0	319	79.8
HUNTER, T.	3	0	207	0	0	0	207	69.0
KIZER	4	186	0	0	0	0	186	46.5
FOLSTON	4	146	17	0	0	0	163	40.8
WILLIAMS, D.	4	83	0	0	67	0	150	37.5
STEPHERSON	4	0	149	0	0	0	149	37.2
FINKE	2	0	19	15	53	0	87	43.5
CLAYPOOL	4	9	39	0	0	0	48	12.0
SMYTHE	4	0	38	0	0	0	38	9.5
STUDSTILL	4	0	0	0	0	30	30	7.5
HOLMES	4	0	24	0	0	0	24	6.0
CRAWFORD	2	0	0	0	0	22	22	11.0
BOYKIN	4	0	20	-2	0	0	18	4.5
JONES, J.	4	0	0	0	0	5	5	1.2
ANDERSON, J.	1	4	0	0	0	0	4	4.0
ZAIRE	3	-3	0	0	0	0	-3	-1.0
TEAM	2	-8	0	0	0	0	-8	-4.0
Total	4	655	1168	109	317	57	2306	576.5
Opponents	4	804	1012	59	296	0	2171	542.8

2016 Notre Dame Football
 Notre Dame Overall Defensive Statistics (as of Sep 24, 2016)
 All games

##	Defensive Leaders	gp	Tackles			tfl/yds	Sacks no-yds	Pass defense			Fumbles		blkd	
			ua	a	tot			int-yds	brup	qbh	rcv-yds	ff	kick	saf
5	MORGAN, Nyles	4	26	11	37	1.5-8	1.0-7	.	1
4	CONEY	4	18	8	26	1.0-3	.	.	.	1
17	ONWUALU	4	15	9	24	4.0-14	.	.	2	1
90	ROCHELL	4	12	9	21	4.0-13	.	.	.	4
23	TRANQUILL	4	17	4	21	1.0-3	.	.	1	1
48	MARTINI	4	10	7	17	0.5-0
8	SEBASTIAN	4	12	3	15	.	.	.	1
1B	STUDSTILL	4	11	4	15	.	.	1-30
24	COLEMAN	4	13	2	15	1.0-1	.	.	1
36	LUKE	4	13	.	13	1.0-1	.	.	2
94	JONES, J.	4	6	6	12	1.0-1	.	1-5	.	1	.	.	1	.
99	TILLERY	4	6	6	12	2.0-3
2B	LOVE	4	8	2	10	.	.	.	1	1
98	TRUMBETTI	4	4	2	6
75	CAGE	4	2	4	6	.	.	.	1
20	CRAWFORD	2	5	1	6	.	.	1-22
22	BILAL	4	1	3	4
83	CLAYPOOL	4	2	1	3
28	FERTITTA	4	2	1	3
9A	HAYES, Daelin	4	1	2	3	.	.	.	1
93	HAYES, Jay	2	.	2	2	1
35	VAUGHN	2	1	1	2	.	.	1-0
2	WILLIAMS, D.	4	2	.	2
42	OKWARA, J.	4	1	1	2
21	ELLIOTT	4	1	.	1
26	WHITE	4	1	.	1
19	YOON	4	1	.	1
33	ADAMS, Josh	4	1	.	1
55	BONNER	4	.	1	1	1
TM	TEAM	2	1
Total		4	192	90	282	17-47	1-7	4-57	11	11	.	.	1	1
Opponents		4	193	58	251	23-94	8-53	3-0	13	12	4-0	4	1	.

2016 Notre Dame Football
 Notre Dame Team Game-by-Game (as of Sep 24, 2016)
 All games

TEAM STATISTICS

Date	Opponent	Rushing				Receiving				Passing				Kick Returns				Punt Returns				tot off
		no.	yds	td	lg	no.	yds	td	lg	cmp-att-int	yds	td	lg	no.	yds	td	lg	no.	yds	td	lg	
Sep 04	at Texas	46	206	1	54	17	238	5	30	17-30-0	238	5	30	5	95	0	26	2	51	0	40	444
Sep 10	NEVADA	46	239	3	43	19	205	2	49	19-27-1	205	2	49	2	44	0	37	2	39	0	24	444
Sep 17	MICHIGAN STATE	25	57	2	14	20	344	2	48	20-37-1	344	2	48	3	60	0	24	3	7	0	6	401
Sep 24	DUKE	37	153	3	23	22	381	2	44	22-37-1	381	2	44	6	118	0	26	1	12	0	12	534
Notre Dame		154	655	9	54	78	1168	11	49	78-131-3	1168	11	49	16	317	0	37	8	109	0	40	1823
		183	804	10	73	71	1012	7	72	71-111-4	1012	7	72	13	296	1	96	7	59	0	20	1816

Games: 4 • Avg/rush: 4.3 • Avg/catch: 15.0 • Pass effic: 157.57 • KR avg: 19.8 • PR avg: 13.6 • All purpose avg/game: 576.5 • Total offense avg/gm: 455.8

Date	Opponent	Tackles				Sacks	Fumble		Pass Defense			blkd	PAT Attempts			off			
		ua	a	total	tfl-yds		no-yds	ff	fr-yds	int-yds	qbh		brup	kick	kick	rush	rcv	saf	t/o
Sep 04	at Texas	54	28	82	5.0-6	0.0-0	0	0-0	1-22	1	1	1	6-6	0	0	0	0	7	47
Sep 10	NEVADA	35	14	49	4.0-15	0.0-0	0	0-0	1-5	6	3	0	4-5	0	0	1	7	39	
Sep 17	MICHIGAN STATE	54	20	74	5.0-15	0.0-0	0	0-0	1-30	4	4	0	4-4	0	0	0	0	28	
Sep 24	DUKE	49	28	77	3.0-11	1.0-7	0	0-0	1-0	0	3	0	5-5	0	0	0	0	35	
Notre Dame		192	90	282	17.0-47	1.0-7	0	0-0	4-57	11	11	1	19-20	0	0	1	14	149	
		193	58	251	23.0-94	8.0-53	4	4-0	3-0	12	13	1	15-16	0	1	0	25	134	

Date	Opponent	Punting							Field Goals			Kickoffs						
		no.	yds	avg	long	blkd	tb	fc	50+	i20	md-att	long	blkd	no.	yds	avg	tb	ob
Sep 04	at Texas	7	268	38.3	53	0	0	1	1	2	1-2	39	1	6	380	63.3	4	0
Sep 10	NEVADA	5	224	44.8	53	0	0	1	2	2	1-1	21	0	7	455	65.0	4	0
Sep 17	MICHIGAN STATE	6	302	50.3	71	0	0	3	3	3	0-0	0	0	5	276	55.2	2	0
Sep 24	DUKE	4	188	47.0	58	0	1	0	2	1	0-1	0	0	6	385	64.2	1	0
Notre Dame		22	982	44.6	71	0	1	5	8	8	2-4	39	1	24	1496	62.3	11	0
		24	1076	44.8	68	0	1	7	8	9	3-3	27	0	24	1444	60.2	7	1

2016 Notre Dame Football
 Notre Dame Opponent Game-by-Game (as of Sep 24, 2016)
 All games

OPPONENT STATISTICS

Date	Opponent	Rushing				Receiving				Passing				Kick Returns				Punt Returns				tot off		
		no.	yds	td	lg	no.	yds	td	lg	cmp	att	int	yds	td	lg	no.	yds	td	lg	no.	yds		td	lg
Sep 04	at Texas	59	237	5	19	16	280	2	72	16	27	1	280	2	72	2	29	0	19	3	30	0	20	517
Sep 10	NEVADA	30	99	1	17	12	201	0	68	12	26	1	201	0	68	3	41	0	25	2	7	0	4	300
Sep 17	MICHIGAN STATE	52	260	3	73	19	241	2	38	19	26	1	241	2	38	3	42	0	26	0	0	0	0	501
Sep 24	DUKE	42	208	1	32	24	290	3	64	24	32	1	290	3	64	5	184	1	96	2	22	0	18	498
Opponents		183	804	10	73	71	1012	7	72	71	111	4	1012	7	72	13	296	1	96	7	59	0	20	1816
		154	655	9	54	78	1168	11	49	78	131	3	1168	11	49	16	317	0	37	8	109	0	40	1823

Games: 4 • Avg/rush: 4.4 • Avg/catch: 14.3 • Pass effic: 154.15 • KR avg: 22.8 • PR avg: 8.4 • All purpose avg/game: 542.8 • Total offense avg/gm: 454.0

Date	Opponent	Tackles				Sacks no-yds	Fumble		Pass Defense			blkd kick	PAT Attempts			off						
		ua	a	total	tfl-yds		ff	fr-yds	int-yds	qbh	brup		kick	rush	rcv	saf	t/o	pts				
Sep 04	at Texas	54	16	70	6.0-29	3.0-19	0	0-0	0-0	2	4	1	5-6	0	0	0	0	0	0	0	0	50
Sep 10	NEVADA	56	12	68	6.0-17	0.0-0	1	0-0	1-0	1	1	0	1-1	0	0	0	0	0	0	0	0	10
Sep 17	MICHIGAN STATE	36	12	48	6.0-19	2.0-11	1	2-0	1-0	5	3	0	4-4	0	1	0	0	15	36			
Sep 24	DUKE	47	18	65	5.0-29	3.0-23	2	2-0	1-0	4	5	0	5-5	0	0	0	0	10	38			
Opponents		193	58	251	23.0-94	8.0-53	4	4-0	3-0	12	13	1	15-16	0	1	0	25	134				
		192	90	282	17.0-47	1.0-7	0	0-0	4-57	11	11	1	19-20	0	0	1	14	149				

Date	Opponent	Punting						Field Goals				Kickoffs						
		no.	yds	avg	long	blkd	tb	fc	50+	i20	md-att	long	blkd	no.	yds	avg	tb	ob
Sep 04	at Texas	6	330	55.0	64	0	1	2	5	1	1-1	25	0	7	435	62.1	2	0
Sep 10	NEVADA	7	311	44.4	68	0	0	2	2	4	1-1	27	0	4	224	56.0	2	0
Sep 17	MICHIGAN STATE	7	266	38.0	42	0	0	1	0	2	0-0	0	0	6	383	63.8	2	1
Sep 24	DUKE	4	169	42.2	53	0	0	2	1	2	1-1	19	0	7	402	57.4	1	0
Opponents		24	1076	44.8	68	0	1	7	8	9	3-3	27	0	24	1444	60.2	7	1
		22	982	44.6	71	0	1	5	8	8	2-4	39	1	24	1496	62.3	11	0

2016 Notre Dame Football
 Notre Dame Game Superlatives (as of Sep 24, 2016)
 All games

INDIVIDUAL GAME HIGHS

Rushes	18	FOLSTON at Texas (Sep 04, 2016)
Yards Rushing	106	ADAMS, Josh vs Nevada (Sep 10, 2016)
TD Rushes	2	KIZER vs Michigan State (Sep 17, 2016)
Long Rush	54	FOLSTON at Texas (Sep 04, 2016)
Pass attempts	37	KIZER vs Michigan State (Sep 17, 2016)
	37	KIZER vs Duke (Sep 24, 2016)
Pass completions	22	KIZER vs Duke (Sep 24, 2016)
Yards Passing	381	KIZER vs Duke (Sep 24, 2016)
TD Passes	5	KIZER at Texas (Sep 04, 2016)
Long Pass	49	KIZER vs Nevada (Sep 10, 2016)
Receptions	6	ST. BROWN vs Nevada (Sep 10, 2016)
	6	HUNTER, T. vs Duke (Sep 24, 2016)
	6	ST. BROWN vs Duke (Sep 24, 2016)
Yards Receiving	116	ST. BROWN vs Duke (Sep 24, 2016)
TD Receptions	2	ST. BROWN at Texas (Sep 04, 2016)
Long Reception	49	ST. BROWN vs Nevada (Sep 10, 2016)
Field Goals	1	YOON at Texas (Sep 04, 2016)
	1	YOON vs Nevada (Sep 10, 2016)
Long Field Goal	39	YOON at Texas (Sep 04, 2016)
Punts	7	NEWSOME at Texas (Sep 04, 2016)
Punting Avg	50.3	NEWSOME vs Michigan State (Sep 17, 2016)
Long Punt	71	NEWSOME vs Michigan State (Sep 17, 2016)
Punts inside 20	3	NEWSOME vs Michigan State (Sep 17, 2016)
Long Punt Return	40	SANDERS at Texas (Sep 04, 2016)
Long Kickoff Return	37	SANDERS vs Nevada (Sep 10, 2016)
Tackles	13	MORGAN, Nyles at Texas (Sep 04, 2016)
Sacks	1.0	MORGAN, Nyles vs Duke (Sep 24, 2016)
Tackles For Loss	2.5	ROCHELL at Texas (Sep 04, 2016)
Interceptions	1	CRAWFORD at Texas (Sep 04, 2016)
	1	JONES, J. vs Nevada (Sep 10, 2016)
	1	STUDSTILL vs Michigan State (Sep 17, 2016)
	1	VAUGHN vs Duke (Sep 24, 2016)

2016 Notre Dame Football
 Notre Dame Game Superlatives (as of Sep 24, 2016)
 All games

TEAM GAME HIGHS

Rushes	46	at Texas (Sep 04, 2016)
	46	vs Nevada (Sep 10, 2016)
Yards Rushing	239	vs Nevada (Sep 10, 2016)
Yards Per Rush	5.2	vs Nevada (Sep 10, 2016)
TD Rushes	3	vs Nevada (Sep 10, 2016)
	3	vs Duke (Sep 24, 2016)
Pass attempts	37	vs Michigan State (Sep 17, 2016)
	37	vs Duke (Sep 24, 2016)
Pass completions	22	vs Duke (Sep 24, 2016)
Yards Passing	381	vs Duke (Sep 24, 2016)
Yards Per Pass	10.3	vs Duke (Sep 24, 2016)
TD Passes	5	at Texas (Sep 04, 2016)
Total Plays	76	at Texas (Sep 04, 2016)
Total Offense	534	vs Duke (Sep 24, 2016)
Yards Per Play	7.2	vs Duke (Sep 24, 2016)
Points	47	at Texas (Sep 04, 2016)
Sacks By	1	vs Duke (Sep 24, 2016)
First Downs	24	vs Duke (Sep 24, 2016)
Penalties	9	vs Nevada (Sep 10, 2016)
Penalty Yards	94	vs Nevada (Sep 10, 2016)
Turnovers	3	vs Michigan State (Sep 17, 2016)
	3	vs Duke (Sep 24, 2016)
Interceptions By	1	at Texas (Sep 04, 2016)
	1	vs Nevada (Sep 10, 2016)
	1	vs Michigan State (Sep 17, 2016)
	1	vs Duke (Sep 24, 2016)
Punts	7	at Texas (Sep 04, 2016)
Punting Avg	50.3	vs Michigan State (Sep 17, 2016)
Long Punt	71	vs Michigan State (Sep 17, 2016)
Punts inside 20	3	vs Michigan State (Sep 17, 2016)
Long Punt Return	40	at Texas (Sep 04, 2016)

2016 Notre Dame Football
 Notre Dame Game Superlatives (as of Sep 24, 2016)
 All games

OPPONENT INDIVIDUAL GAME HIGHS

Rushes	24	Foreman, D'Onta, at Texas (Sep 04, 2016)
Yards Rushing	131	Foreman, D'Onta, at Texas (Sep 04, 2016)
TD Rushes	3	Swoopes, Tyrone, at Texas (Sep 04, 2016)
Long Rush	73	Holmes, Gerald, vs Michigan State (Sep 17, 2016)
Pass attempts	32	Jones, D, vs Duke (Sep 24, 2016)
Pass completions	24	Jones, D, vs Duke (Sep 24, 2016)
Yards Passing	290	Jones, D, vs Duke (Sep 24, 2016)
TD Passes	3	Jones, D, vs Duke (Sep 24, 2016)
Long Pass	72	Buechele, Shane, at Texas (Sep 04, 2016)
Receptions	8	Shelton, R.J., vs Michigan State (Sep 17, 2016)
	8	Rahming, T.J., vs Duke (Sep 24, 2016)
Yards Receiving	123	Nash, A, vs Duke (Sep 24, 2016)
TD Receptions	2	Nash, A, vs Duke (Sep 24, 2016)
Long Reception	72	Burt, John, at Texas (Sep 04, 2016)
Field Goals	1	Domingue, Trent, at Texas (Sep 04, 2016)
	1	ZUZO, Brent, vs Nevada (Sep 10, 2016)
	1	Reed, AJ, vs Duke (Sep 24, 2016)
Long Field Goal	27	ZUZO, Brent, vs Nevada (Sep 10, 2016)
Punts	7	BOY, Alex, vs Nevada (Sep 10, 2016)
	7	Hartbarger, J., vs Michigan State (Sep 17, 2016)
Punting Avg	55.0	Dickson, Michae, at Texas (Sep 04, 2016)
Long Punt	68	BOY, Alex, vs Nevada (Sep 10, 2016)
Punts inside 20	4	BOY, Alex, vs Nevada (Sep 10, 2016)
Long Punt Return	20	Warrick, Jacore, at Texas (Sep 04, 2016)
Long Kickoff Return	96	Wilson, S, vs Duke (Sep 24, 2016)
Tackles	9	SEWELL, Gabe, vs Nevada (Sep 10, 2016)
Sacks	1.0	Vaccaro, Kevin, at Texas (Sep 04, 2016)
	1.0	Locke III, P.J., at Texas (Sep 04, 2016)
	1.0	Jefferson, Mali, at Texas (Sep 04, 2016)
	1.0	Dowell, Andrew, vs Michigan State (Sep 17, 2016)
	1.0	Williams, R., vs Michigan State (Sep 17, 2016)
	1.0	Wolf, A.J., vs Duke (Sep 24, 2016)
	1.0	Price, M, vs Duke (Sep 24, 2016)
Tackles For Loss	2.0	SEWELL, Gabe, vs Nevada (Sep 10, 2016)
	2.0	SAWYER, Jaden, vs Nevada (Sep 10, 2016)
Interceptions	1	JOHNSON, K., vs Nevada (Sep 10, 2016)
	1	Reschke, Jon, vs Michigan State (Sep 17, 2016)
	1	Singleton, D, vs Duke (Sep 24, 2016)

2016 Notre Dame Football
 Notre Dame Game Superlatives (as of Sep 24, 2016)
 All games

OPPONENT TEAM GAME HIGHS

Rushes	59	at Texas (Sep 04, 2016)
Yards Rushing	260	vs Michigan State (Sep 17, 2016)
Yards Per Rush	5.0	vs Michigan State (Sep 17, 2016)
TD Rushes	5	at Texas (Sep 04, 2016)
Pass attempts	32	vs Duke (Sep 24, 2016)
Pass completions	24	vs Duke (Sep 24, 2016)
Yards Passing	290	vs Duke (Sep 24, 2016)
Yards Per Pass	10.4	at Texas (Sep 04, 2016)
TD Passes	3	vs Duke (Sep 24, 2016)
Total Plays	86	at Texas (Sep 04, 2016)
Total Offense	517	at Texas (Sep 04, 2016)
Yards Per Play	6.7	vs Duke (Sep 24, 2016)
Points	50	at Texas (Sep 04, 2016)
Sacks By	3	at Texas (Sep 04, 2016)
	3	vs Duke (Sep 24, 2016)
First Downs	26	at Texas (Sep 04, 2016)
Penalties	11	at Texas (Sep 04, 2016)
	11	vs Nevada (Sep 10, 2016)
Penalty Yards	104	at Texas (Sep 04, 2016)
Turnovers	1	at Texas (Sep 04, 2016)
	1	vs Nevada (Sep 10, 2016)
	1	vs Michigan State (Sep 17, 2016)
	1	vs Duke (Sep 24, 2016)
Interceptions By	1	vs Nevada (Sep 10, 2016)
	1	vs Michigan State (Sep 17, 2016)
	1	vs Duke (Sep 24, 2016)
Punts	7	vs Nevada (Sep 10, 2016)
	7	vs Michigan State (Sep 17, 2016)
Punting Avg	55.0	at Texas (Sep 04, 2016)
Long Punt	68	vs Nevada (Sep 10, 2016)
Punts inside 20	4	vs Nevada (Sep 10, 2016)
Long Punt Return	20	at Texas (Sep 04, 2016)

2016 Notre Dame Football
 Notre Dame Red-Zone Results (as of Sep 24, 2016)
 All games

Notre Dame Inside Opponent Red-Zone

Date	Opponent	Score	Times In RZ	Times Scored	Total Pts	Rush TDs	Pass TDs	FGs Made	Failed to score inside RZ							
									FGA	Down	Int	Fumb	Half	Game		
Sep 04, 2016	at Texas	L 47-50	5	4	24	3	0	3	1	1	0	0	0	0	0	0
Sep 10, 2016	NEVADA	W 39-10	6	6	37	5	3	2	1	0	0	0	0	0	0	0
Sep 17, 2016	MICHIGAN STATE	L 28-36	4	4	28	4	2	2	0	0	0	0	0	0	0	0
Sep 24, 2016	DUKE	L 35-38	5	4	28	4	3	1	0	1	0	0	0	0	0	0
Totals			20	18	117	16	8	8	2	2	0	0	0	0	0	0
			18 of 20 (90.0%)													

Opponents Inside Notre Dame Red-Zone

Date	Opponent	Score	Times In RZ	Times Scored	Total Pts	Rush TDs	Pass TDs	FGs Made	Failed to score inside RZ							
									FGA	Down	Int	Fumb	Half	Game		
Sep 04, 2016	at Texas	L 47-50	7	7	43	6	5	1	1	0	0	0	0	0	0	0
Sep 10, 2016	NEVADA	W 39-10	3	2	10	1	1	0	1	0	1	0	0	0	0	0
Sep 17, 2016	MICHIGAN STATE	L 28-36	3	3	21	3	2	1	0	0	0	0	0	0	0	0
Sep 24, 2016	DUKE	L 35-38	3	2	10	1	1	0	1	0	1	0	0	0	0	0
Totals			16	14	84	11	9	2	3	0	2	0	0	0	0	0
			14 of 16 (87.5%)													

2016 Notre Dame Football
 Notre Dame By-Quarter Statistics (as of Sep 24, 2016)
 All games

3rd-Down Conversions

Date	Opponent	Score	Overall		1st Qtr		2nd Qtr		3rd Qtr		4th Qtr		Overtime	
Sep 04, 2016	at Texas	L 47-50	7-16	43.8	2-4	50.0	2-4	50.0	1-3	33.3	2-4	50.0	0-1	0.0
Sep 10, 2016	NEVADA	W 39-10	7-15	46.7	2-4	50.0	4-5	80.0	0-2	0.0	1-4	25.0		
Sep 17, 2016	MICHIGAN STATE	L 28-36	4-11	36.4	1-2	50.0	0-2	0.0	2-4	50.0	1-3	33.3		
Sep 24, 2016	DUKE	L 35-38	5-12	41.7	1-3	33.3	3-5	60.0	0-1	0.0	1-3	33.3		
	Notre Dame		23-54	42.6	6-13	46.2	9-16	56.2	3-10	30.0	5-14	35.7	0-1	0.0
	Opponents		26-62	41.9	6-14	42.9	7-15	46.7	5-14	35.7	6-17	35.3	2-2	100.0

4th-Down Conversions

Date	Opponent	Score	Overall		1st Qtr		2nd Qtr		3rd Qtr		4th Qtr		Overtime	
Sep 04, 2016	at Texas	L 47-50	0-0	0.0	0-0	0.0	0-0	0.0	0-0	0.0	0-0	0.0	0-0	0.0
Sep 10, 2016	NEVADA	W 39-10	2-2	100.0	0-0	0.0	0-0	0.0	2-2	100.0	0-0	0.0		
Sep 17, 2016	MICHIGAN STATE	L 28-36	1-1	100.0	0-0	0.0	0-0	0.0	0-0	0.0	1-1	100.0		
Sep 24, 2016	DUKE	L 35-38	0-1	0.0	0-0	0.0	0-0	0.0	0-0	0.0	0-1	0.0		
	Notre Dame		3-4	75.0	0-0	0.0	0-0	0.0	2-2	100.0	1-2	50.0	0-0	0.0
	Opponents		3-6	50.0	2-3	66.7	1-2	50.0	0-0	0.0	0-1	0.0	0-0	0.0

Time of Possession

Date	Opponent	Score	Overall		1st Qtr		2nd Qtr		3rd Qtr		4th Qtr		Overtime	
Sep 04, 2016	at Texas	L 47-50	32:42		9:35		6:47		8:34		7:46		0:00	
Sep 10, 2016	NEVADA	W 39-10	33:32		8:17		8:44		7:52		8:39			
Sep 17, 2016	MICHIGAN STATE	L 28-36	22:03		6:14		5:45		5:08		4:56			
Sep 24, 2016	DUKE	L 35-38	29:25		10:17		6:32		6:10		6:26			
	Notre Dame	Total	117:42		34:23		27:48		27:44		27:47		0:00	
		Avg.	29:25		8:35		6:57		6:56		6:56		0:00	
	Opponents	Total	122:18		25:37		32:12		32:16		32:13		0:00	
		Avg.	30:34		6:24		8:03		8:04		8:03		0:00	

2016 Notre Dame Football
 Notre Dame Games Played (as of Sep 24, 2016)
 All games

##	PLAYER	GP-GS	UT	NEV	MSU	DU
33	ADAMS, Josh	4/1	XXX	XXX	START	XXX
46	ANDERSON, J.	1/-	...	XXX
30	BARAJAS	4/-	XXX	XXX	XXX	XXX
71	BARS	4/4	START	START	START	START
22	BILAL	4/-	XXX	XXX	XXX	XXX
70	BIVIN	4/-	XXX	XXX	XXX	XXX
3A	BONGIOVI	1/-	...	XXX
55	BONNER	4/-	XXX	XXX	XXX	XXX
81	BOYKIN	4/-	XXX	XXX	XXX	XXX
6	ST. BROWN	4/4	START	START	START	START
75	CAGE	4/4	START	START	START	START
83	CLAYPOOL	4/-	XXX	XXX	XXX	XXX
24	COLEMAN	4/2	START	XXX	START	XXX
4	CONEY	4/3	XXX	START	START	START
20	CRAWFORD	2/2	START	START
61	DALY	4/-	XXX	XXX	XXX	XXX
21	ELLIOTT	4/-	XXX	XXX	XXX	XXX
28	FERTITTA	4/-	XXX	XXX	XXX	XXX
10	FINKE	2/-	...	XXX	...	XXX
25	FOLSTON	4/2	START	START	XXX	XXX
7B	HARRELL	4/-	XXX	XXX	XXX	XXX
9A	HAYES, Daelin	4/-	XXX	XXX	XXX	XXX
93	HAYES, Jay	2/-	...	XXX	XXX	...
66	HOGUE	3/-	...	XXX	XXX	XXX
15	HOLMES	4/3	START	START	START	XXX
16	HUNTER, T.	3/3	START	...	START	START
94	JONES, J.	4/-	XXX	XXX	XXX	XXX
44	JONES, Jamir	1/-	...	XXX
5A	KAREEM	2/-	...	XXX	...	XXX
14	KIZER	4/4	START	START	START	START
27	LOVE	4/-	XXX	XXX	XXX	XXX
13	LUATUA	3/-	XXX	XXX	...	XXX
36	LUKE	4/4	START	START	START	START
48	MARTINI	4/2	START	XXX	XXX	START
89	MATUSKA	4/-	XXX	XXX	XXX	XXX
68	McGLINCHEY	4/4	START	START	START	START
62	McGOVERN	4/4	START	START	START	START
88	McKINLEY	3/-	...	XXX	XXX	XXX
96	MOKWUAH	1/-	...	XXX
60	MONTELUIS	1/-	...	XXX
5	MORGAN, Nyles	4/4	START	START	START	START
53	MUSTIPHER	4/4	START	START	START	START
56	NELSON	4/4	START	START	START	START
85	NEWSOME	4/-	XXX	XXX	XXX	XXX
42	OKWARA, J.	4/-	XXX	XXX	XXX	XXX
17	ONWUALU	4/4	START	START	START	START
31	PERRY	2/-	XXX	...	XXX	...

2016 Notre Dame Football
 Notre Dame Games Played (as of Sep 24, 2016)
 All games

##	PLAYER	GP-GS	UT	NEV	MSU	DU
90	ROCHELL	4/4	START	START	START	START
2D	ROSS, Austin	1/-	XXX	...
57	RUHLAND	1/-	...	XXX
3	SANDERS	4/2	XXX	START	XXX	START
8	SEBASTIAN	4/1	START	XXX	XXX	XXX
80	SMYTHE	4/4	START	START	START	START
29	STEPHERSON	4/-	XXX	XXX	XXX	XXX
1B	STUDSTILL	4/3	XXX	START	START	START
99	TILLERY	4/4	START	START	START	START
23	TRANQUILL	4/4	START	START	START	START
98	TRUMBETTI	4/3	XXX	START	START	START
4A	VANGORDER	4/-	XXX	XXX	XXX	XXX
35	VAUGHN	2/-	...	XXX	...	XXX
82	WEISHAR	4/-	XXX	XXX	XXX	XXX
26	WHITE	4/-	XXX	XXX	XXX	XXX
2	WILLIAMS, D.	4/-	XXX	XXX	XXX	XXX
19	YOON	4/-	XXX	XXX	XXX	XXX
9	ZAIRE	3/1	XXX	XXX	...	START

2016 Notre Dame Football
 Notre Dame Total Tackles Game-by-Game (as of Sep 24, 2016)
 All games

Total Tackles	UA-A	Total	UT	NEV	MSU	DU
MORGAN, Nyles	26-11	37	9-4	2-2	8-2	7-3
CONEY	18-8	26	2-1	5-0	5-4	6-3
ONWUALU	15-9	24	3-5	5-0	3-2	4-2
ROCHELL	12-9	21	5-4	3-2	1-1	3-2
TRANQUILL	17-4	21	3-2	2-0	5-1	7-1
MARTINI	10-7	17	4-4	0-1	6-1	0-1
SEBASTIAN	12-3	15	5-2	1-0	4-0	2-1
COLEMAN	13-2	15	4-0	4-1	4-1	1-0
STUDSTILL	11-4	15	3-1	3-0	2-0	3-3
LUKE	13-0	13	2-0	2-0	5-0	4-0
JONES, J.	6-6	12	-	0-1	3-1	3-4
TILLERY	6-6	12	1-3	1-1	4-1	0-1
LOVE	8-2	10	2-1	1-0	1-0	4-1
TRUMBETTI	4-2	6	2-0	-	2-0	0-2
CRAWFORD	5-1	6	4-1	1-0	DNP	DNP
CAGE	2-4	6	1-0	1-0	0-2	0-2
BILAL	1-3	4	1-0	0-3	-	-
HAYES, Daelin	1-2	3	-	0-1	0-1	1-0
CLAYPOOL	2-1	3	-	2-0	0-1	-
FERTITTA	2-1	3	-	1-0	1-1	-
OKWARA, J.	1-1	2	-	0-1	-	1-0
WILLIAMS, D.	2-0	2	-	-	-	2-0
HAYES, Jay	0-2	2	DNP	0-1	0-1	DNP
VAUGHN	1-1	2	DNP	1-0	DNP	0-1
BONNER	0-1	1	-	-	-	0-1
WHITE	1-0	1	1-0	-	-	-
ELLIOTT	1-0	1	1-0	-	-	-
ADAMS, Josh	1-0	1	1-0	-	-	-
YOON	1-0	1	-	-	-	1-0

2016 Notre Dame Football
 Notre Dame Passing Game-by-Game (as of Sep 24, 2016)
 All games

#14 KIZER	Comp	Att	Int	Pct	Yards	TD	Long	Sacked	Effic
Texas	15	24	0	62.5	215	5	30	2-8	206.50
Nevada	15	18	1	83.3	156	2	49	0-0	181.69
Michigan State	20	37	1	54.1	344	2	48	2-11	144.58
Duke	22	37	1	59.5	381	2	44	2-11	158.39
TOTALS	72	116	3	62.1	1096	11	49	6-30	167.56

#9 ZAIRE	Comp	Att	Int	Pct	Yards	TD	Long	Sacked	Effic
Texas	2	5	0	40.0	23	0	15	1-11	78.64
Nevada	4	9	0	44.4	49	0	22	0-0	90.18
TOTALS	6	14	0	42.9	72	0	22	2-23	86.06

#16 HUNTER, T.	Comp	Att	Int	Pct	Yards	TD	Long	Sacked	Effic
Texas	0	1	0	0.0	0	0	0	0-0	0.00
TOTALS	0	1	0	0.0	0	0	0	0-0	0.00

2016 Notre Dame Football
 Notre Dame Rushing/Receiving Game-by-Game (as of Sep 24, 2016)
 All games

RUSHING	No-Yds/TD	UT	NEV	MSU	DU
ADAMS, Josh	47-238/1	11-43/0	10-106/0	12-29/0	14-60/1
KIZER	43-186/5	13-77/1	10-35/1	9-14/2	11-60/1
FOLSTON	37-146/1	18-88/0	10-27/1	4-14/0	5-17/0
WILLIAMS, D.	13-83/2	-	8-59/1	-	5-24/1
CLAYPOOL	1-9/0	-	1-9/0	-	-
ANDERSON, J.	1-4/0	DNP	1-4/0	DNP	DNP
ZAIRE	10--3/0	3-0/0	5-5/0	DNP	2--8/0
TEAM	2--8/0	1--2/0	1--6/0	DNP	DNP

RECEIVING	No-Yds/TD	UT	NEV	MSU	DU
ST. BROWN	21-359/4	5-75/2	6-85/0	4-83/1	6-116/1
SANDERS	13-215/2	3-55/1	5-46/1	2-53/0	3-61/0
HUNTER, T.	15-207/1	4-37/1	DNP	5-95/0	6-75/0
STEPHERSON	8-149/2	-	3-35/1	2-42/0	3-72/1
ADAMS, Josh	10-81/1	3-46/1	1--1/0	4-17/0	2-19/0
CLAYPOOL	2-39/0	-	1-6/0	1-33/0	-
SMYTHE	3-38/1	1-8/0	-	1-12/1	1-18/0
HOLMES	2-24/0	-	1-15/0	1-9/0	-
BOYKIN	1-20/0	-	-	-	1-20/0
FINKE	2-19/0	DNP	2-19/0	DNP	-
FOLSTON	1-17/0	1-17/0	-	-	-

2016 Notre Dame Football
 Notre Dame Return Stats Game-by-Game (as of Sep 24, 2016)
 All games

PUNT RETURNS	No-Yds	UT	NEV	MSU	DU
SANDERS	6-96	2-51	1-24	2-9	1-12
FINKE	1-15	DNP	1-15	DNP	-
BOYKIN	1-2	-	-	1-2	-

KICK RETURNS	No-Yds	UT	NEV	MSU	DU
SANDERS	9-197	4-75	1-37	1-20	3-65
WILLIAMS, D.	4-67	1-20	1-7	2-40	-
FINKE	3-53	DNP	-	DNP	3-53

INT. RETURNS	No-Yds	UT	NEV	MSU	DU
STUDSTILL	1-30	-	-	1-30	-
JONES, J.	1-5	-	1-5	-	-
VAUGHN	1-0	DNP	-	DNP	1-0
CRAWFORD	1-22	1-22	-	DNP	DNP

FUMBLE RETURNS	No-Yds	UT	NEV	MSU	DU
----------------	--------	----	-----	-----	----

2016 Notre Dame Football
Notre Dame Sacks Game-by-Game (as of Sep 24, 2016)
All games

<u>SACKS</u>	<u>UA-A</u>	<u>Total</u>	<u>UT</u>	<u>NEV</u>	<u>MSU</u>	<u>DU</u>
MORGAN, Nyles	1-0	1.0	-	-	-	1.0-7

2016 Notre Dame Football
 Notre Dame Tackle For Loss Game-by-Game (as of Sep 24, 2016)
 All games

TACKLES FOR LOSS	UA-A	Total	UT	NEV	MSU	DU
ONWUALU	3-2	4.0	1.0-2	2.0-10	1.0-2	-
ROCHELL	3-2	4.0	2.5-3	0.5-1	1.0-9	-
TILLERY	2-0	2.0	-	-	2.0-3	-
MORGAN, Nyles	1-1	1.5	-	0.5-1	-	1.0-7
COLEMAN	1-0	1.0	-	-	1.0-1	-
JONES, J.	1-0	1.0	-	-	-	1.0-1
CONEY	1-0	1.0	-	1.0-3	-	-
LUKE	1-0	1.0	1.0-1	-	-	-
TRANQUILL	1-0	1.0	-	-	-	1.0-3
MARTINI	0-1	0.5	0.5-0	-	-	-

2016 Notre Dame Football
 Notre Dame Fumbles Game-by-Game (as of Sep 24, 2016)
 All games

FUMBLES	No-Lost	UT	NEV	MSU	DU
KIZER	1-1	-	-	-	1-1
BOYKIN	1-1	-	-	1-1	-
SANDERS	1-1	-	-	1-1	-
ADAMS, Josh	1-0	-	-	-	1-0
ST. BROWN	1-1	-	-	-	1-1
FOLSTON	1-0	-	1-0	-	-
STEPHERSON	1-0	-	-	-	1-0

FUMBLES FORCED	Number	UT	NEV	MSU	DU
----------------	--------	----	-----	-----	----

FUMBLES RECOVERED	Number	UT	NEV	MSU	DU
-------------------	--------	----	-----	-----	----