



Sports Information Office
University of Notre Dame
112 Joyce Center
Notre Dame, IN 46556
www.und.com
574-631-7516
574-631-7941 FAX

NOTRE DAME

2003-04 MEN'S BASKETBALL

GAMEDAY RELEASE

2003-04 University of Notre Dame Men's Basketball Schedule (1-0, 0-0 BIG EAST)

November

5	Wed.	COACHES vs. CANCER (Ex.)	W, 88-76
14	Fri.	ILLINOIS ALL-STARS (Ex.)	W, 97-88 (ot)
24	Mon.	NORTHERN ILLINOIS	7:30 p.m.
29	Sat.	MOUNT ST. MARY'S	1:00 p.m.

December

1	Mon.	at Marquette	8:00 p.m.
6	Sat.	CENTRAL MICHIGAN	9:00 p.m.
10	Wed.	INDIANA	9:00 p.m.
14	Sun.	at DePaul	2:00 p.m.
21	Sun.	AMERICAN	1:00 p.m.
23	Tue.	QUINNIPIAC	7:30 p.m.
28	Sun.	MOREHEAD STATE	1:00 p.m.

January

7	Wed.	WEST VIRGINIA*	7:00 p.m.
10	Sat.	at Villanova*	12:00 p.m.
12	Mon.	at Pittsburgh*	7:00 p.m.
17	Sat.	SYRACUSE*	6:00 p.m.
20	Tue.	at Virginia Tech*	7:00 p.m.
25	Sun.	KENTUCKY	4:00 p.m.
28	Wed.	MIAMI*	7:30 p.m.
31	Sat.	at Rutgers*	12:00 p.m.

February

4	Wed.	at Boston College*	7:30 p.m.
7	Sat.	PITTSBURGH*	7:00 p.m.
9	Mon.	CONNECTICUT*	7:00 p.m.
14	Sat.	SETON HALL*	12:00 p.m.
16	Mon.	at Syracuse*	7:00 p.m.
21	Sat.	at Connecticut*	2:00 p.m.
24	Tue.	PROVIDENCE*	7:00 p.m.
28	Sat.	at UCLA	1:00 p.m.

March

4	Thur.	GEORGETOWN*	7:00 p.m.
6	Sat.	at St. John's* (CBS)	4:00 p.m.
10-	Wed.-	BIG EAST Championship	
13	Sat.	(Madison Square Garden)	
18-	Thur.-	NCAA First and Second Rounds	
21	Sun.		
25-	Thur.-	NCAA Regionals	
28	Sun.		

April

3 &	Sat. &	NCAA Final Four Championship
5	Mon.	(Alamodome-San Antonio, Texas)

* - indicates BIG EAST game
all times local site
() - indicates Associated Press and ESPN/USA Today rankings at time of game

Game No.

2

MOUNT ST. MARY'S Mountaineers (0-4) at (21/20) NOTRE DAME Fighting Irish (1-0)

Date: Saturday, November 29, 2003

Place: Joyce Center (11,418)

Time: 1:00 p.m. (EST)

Radio: Notre Dame Sports Properties (Jack Lorri, Jack Nolan) originates the Notre Dame Radio Network (includes WNDV 92.9 FM and 1490 AM in South Bend, Ind./Michiana Region, Elkhart, Michigan City, Gary and Hammond), ESPN 1000 AM in Chicagoland Area), ESPN 950 AM (Indianapolis), WGL 1250 in Fort Wayne), WEFM 95.9 in Michigan City and Gary and WLUV AM 1520 (Rockford, DeKalb, Beloit, Janesville). All radio broadcasts can also be heard through the World Wide Web at www.und.com.

Real-Time Stats: Live in-game statistics are available for all home games, via the Notre Dame athletic website (www.und.com).

Irish Items:

- The 2003-04 campaign marks the 99th season of basketball at Notre Dame.

- Notre Dame is ranked 21st in the Associated Press and 20th in the ESPN/USA Today rankings.

- The 2003-04 campaign marks the 23rd time an Irish team has been ranked in either the first poll of the year or the preseason ranking. The last time a Notre Dame team started the season ranked was the 2000-01 squad (Mike Brey's first season). That team, which was ranked 15th in the Associated Press poll went on to win the BIG EAST West Division title and advance to the second round of the NCAA tournament.

- Notre Dame has a been ranked in 18 consecutive polls dating back to last season.

- Notre Dame is 81-18 (.818) all-time in season openers and have won all four of their season openers under head coach Mike Brey. Since the opening of the Joyce Center in 1968-69, Irish teams are 30-6 (.833) in home openers.

- This is the latest that a Notre Dame team has played a season opener since the 1986-97 when that Irish squad opened up with a 73-66 victory over Monmouth on November 24, 1996.

- Notre Dame is 4-2 all-time in games played on November 29. All four of the wins have been at home. The last time Notre Dame played a game on this date was in 1994 when the Irish defeated Indiana at the Joyce Center 80-79 in overtime.

LAST IRISH OUTING

Notre Dame 74, Northern Illinois 65
November 24, 2003
Joyce Center
Notre Dame, Ind.

Northern Illinois (65)

Player	min	fg	fga	ft	fta	reb	ast	pf	tp
Smallwood	36	9	25	3	4	18	1	2	21
Sanders	18	0	6	0	0	5	0	4	0
Peterson	23	0	4	0	0	2	2	2	0
Maestranzi	27	4	10	0	0	1	5	5	10
Smith	27	3	7	6	8	5	1	4	13
Thompson	4	1	1	0	0	0	0	0	2
Paradise	19	3	9	0	0	4	2	2	7
McKinney	13	2	7	0	0	6	0	0	4
Sewasciuk	5	0	1	0	0	2	0	0	0
Paulsen	2	0	0	0	0	0	0	0	0
Byrd	8	2	4	0	0	0	1	1	4
Hughes	18	2	4	0	0	5	0	2	4
Team						5			
Totals	200	26	78	9	13	53	12	22	65

Notre Dame (74)

Player	min	fg	fga	ft	fta	reb	ast	pf	tp
Cornette	26	2	7	0	0	0	0	3	6
Francis	36	7	12	10	14	19	0	2	24
Thomas	38	5	17	5	6	3	7	2	17
Quinn	33	7	10	1	2	5	2	0	18
Jones	33	1	7	3	3	4	2	4	5
Cornett	4	0	2	0	0	3	0	0	0
Falls	18	0	4	1	2	1	2	1	1
Timmermans	12	1	4	1	2	4	1	1	3
Team						4			
Totals	200	23	63	21	29	43	14	13	74

Northern Illinois	28	37	--	65
Notre Dame	44	30	--	74

FG Pct: Notre Dame 36.5, Northern Illinois 33.3. **3-**
FG Pct: Notre Dame 30.4, Northern Illinois 23.5. **FT**
Pct: Notre Dame 72.4, Northern Illinois 69.2. **3-PT**
FG: Notre Dame 7 (Quinn 3), Northern Illinois (Smith
6). **Turnovers:** Notre Dame 8, Northern Illinois 12.
Blocked Shots: Notre Dame 8, Northern Illinois 5.
Steals: Notre Dame 10 (Quinn 6), Northern Illinois 3.
Attendance: 10,774.

2003-04 Rankings

Associated Press (Week 2-Nov. 24-30)

	PVS
1. Connecticut	1
2. Duke	2
3. Michigan State	3
4. Arizona	4
5. Missouri	5
6. Kansas	6
7. Syracuse	7
8. Florida	8
9. North Carolina	9
10. Kentucky	10
11. Texas	11
12. Illinois	12
13. St. Joseph's	13
14. Oklahoma	14
15. Wisconsin	15
16. Gonzaga	10
17. Louisville	17
18. Wake Forest	19
19. Cincinnati	18
20. Stanford	20
21. NOTRE DAME	21
22. Pittsburgh	22
23. Marquette	23
24. Oklahoma State	25
25. North Carolina State	24

bold indicates 2003-04 opponent

ESPN/USA TODAY (Week 2-November 24-30)

	PVS
1. Connecticut	1
2. Duke	2
3. Arizona	4
4. Michigan State	3
5. Kansas	5
6. Missouri	6
7. Syracuse	7
8. Florida	8
9. Kentucky	9
10. North Carolina	10
11. Texas	11
12. Illinois	13
13. Oklahoma	15
14. St. Joseph's	18
15. Wisconsin	14
16. Louisville	16
17. Stanford	17
18. Wake Forest	21
19. Cincinnati	T19
20. NOTRE DAME	T19
21. Gonzaga	12
22. Pittsburgh	22
23. Marquette	23
24. Maryland	25
25. Texas Tech	NR

bold indicates 2003-04 opponent

- The Irish own a 15-1 record under head coach Mike Brey in games played during the month of November.

- Notre Dame plays eight of its first 10 games at home. That's a big difference from the 2001-02 season when the Irish were on the road for eight of their first 11 contests.

- Notre Dame is 17-2 in its last 19 games at the Joyce Center.

Today's Game:

- Notre Dame plays at home for the second time in five days when the Irish host Mount St. Mary's in the first-ever meeting between the two teams.

- Notre Dame is coming off of a 74-65 victory over Northern Illinois. The Irish were led by Torin Francis' game-highs of 24 points and 19 rebounds. Both of those totals were one of his career bests. Chris Quinn, making his first career start, had career-highs of 18 points, six steals and 33 minutes. In addition, he also grabbed five rebounds in the contest and shot 7-10 from the field (3-5 from three-point range). Chris Thomas registered 17 points and seven assists in 38 minutes.

- The Mountaineers, under first-year head coach Milan Brown, are 0-4 heading into the contest and are one of three first-time opponents for the Irish this season — the other two are Morehead State and Quinnipiac. After dropping a 94-68 decision to New Hampshire in the season opener, Mount St. Mary's has lost its last three games by a total of 13 points. The Mountaineers dropped back-to-back overtime decision to Mississippi Valley State and Delaware and then suffered a nine-point loss at Virginia last Sunday.

- Notre Dame held Northern Illinois to just 33.3 percent accuracy from the field (27.5 percent in the first half). It marked the lowest field goal percentage by an opponent since Notre Dame held Albany to 30.6 percent in the sixth game of last season (spanning 25 games).

- The Irish committed just eight turnovers in the game, the fewest since last season against DePaul (10th game of the year) when Notre Dame also had eight.

- Notre Dame had an excellent 1.75 assist-to-turnover ratio and 0.60 assist-to-basket ratio in the Northern Illinois.

Irish Player Tidbits:

- With his 17-point effort against **Chris Thomas** reached double figures for the 21st consecutive game dating back to last season. He has scored in double figures in 56 of 68 career games. The last time Thomas failed to score in double figures was against Pittsburgh on the road (January 6, 2003). He dished off seven assists in the game which marked the 39th time in his career that he has dished out seven or more assists in a game.

- **Chris Quinn** earned his first collegiate start against Northern Illinois and responded with career bests of 18 points and six steals in a career-high 33 minutes. He fell one short of his career-high in rebounding as he grabbed five boards. Quinn had already registered a career-high by halftime with his 13 points. He has played in all 35 games of his Notre Dame career and scored in double figures in three games.

- **Torin Francis** registered the 11th double double of his with his 24-point, 19-rebound effort against Northern Illinois. Dating back to last season it was the fourth double double in his last seven games. Francis has scored 20-plus points on five occasions in 35 career outings (all of them starts) and has registered 10 or more rebounds 13 times. He has scored in double figures in 20 of 35 career outings. Francis' five blocks was also marked the sixth time in his career that he has blocked four or more shots in a game.

- **Torrian Jones** earned the 12th start of his career in the Northern Illinois game and played a career-high 33 minutes versus Northern Illinois.

- **Jordan Cornette** made the 28th start of his career against the Huskies.

- **Rick Cornett** had a career-high three rebounds in four minutes in the season opener versus NIU.

Series Record Vs. Mount St. Mary's:

This will be the first-ever meeting between the two schools.

Notre Dame Vs. Northeast Conference:

Notre Dame owns a 17-0 record against teams from the Northeast Conference. Mount St. Mary's is not the lone NEC team on the Irish schedule this season — they are also slated to play Quinnipiac on December 23 at the Joyce Center. The last time Notre Dame faced a team from the NEC was in the championship game of the Hawaii-Pacific Classic when the Irish defeated Monmouth 85-48 on November 25, 2001.

The Captains:

For the first time in the 99-year history of the Notre Dame men's basketball program, four players will be serving as team captains. Seniors Torrian Jones and Tom Timmermans and juniors Jordan Cornette and Chris Thomas will serve as the Irish captains for the upcoming 2003-04 campaign.

Tough Ticket:

Notre Dame played host to 10 sellouts at the Joyce Center during the 2002-03 season — the most since the 1985-86 campaign when 14 of the team's 17 games drew a record capacity crowd. Three games last season — Pittsburgh, Virginia Tech and Syracuse — produced the largest crowds to ever witness a Notre Dame basketball game — 11,480. Already this season, seven games are already sold out — Indiana, Kentucky, Syracuse, Pittsburgh, Connecticut, Seton Hall and Georgetown. Student tickets (2,800 to students, 400 to band and Notre Dame student-athletes) were sold out in 5-1/2 hours. Last season, student ticket packages were sold out in 36 hours.

NOTRE DAME STARTING LINEUP:

No.	Player	Pos	Ht.	Wt.	Class	2003-04 Statistics			Notes:
						PPG	RPG	Other	
12	Jordan Cornette	F	6-9	236	Jr.	6.0	0.0	27 career starts	Has 95 career blocks
34	Torin Francis	F	6-11	252	So.	24.0	19.0	5 blocked shots	11 career double doubles
1	Chris Thomas	G	6-1	185	Jr.	17.0	3.0	7 assists	Registered double figures in 21 consecutive games
2	Chris Quinn	G	6-2	188	So.	18.0	5.0	6 steals	Made first start of his career vs. NIU
20	Torrian Jones	F	6-4	200	Sr.	5.0	4.0	33 minutes	2003-04 Captain

No.	Player	Pos	Ht.	Wt.	Class	2003-04 Statistics			Notes:
						PPG	RPG	Other	
5	Omari Isreal	F	6-8	232	Fr.	--	--	--	Missed second-half of prep season with a torn ACL
11	Rick Cornett	F	6-8	255	So.	0.0	3.0	4 mpg. vs. NIU	Has played in 13 career contests
15	Colin Falls	G	6-4	200	Fr.	1.0	1.0	2 steals	All-time leading scorer Loyola Academy (2,045 pts.)
41	Dennis Latimore#	F	6-8	253	Jr.	--	--	--	Transferred to Notre Dame from Arizona
43	Russell Carter	G	6-4	210	Fr.	--	--	--	All-time leading scorer at Paulsboro (2,287 pts.)
50	Tom Timmermans	C	6-11	270	Sr.	3.0	4.0	2003-04 captain	Started 11 career games
55	Greg Bosl	G	6-1	193	Jr.	--	--	--	First-year walk-on

#-not eligible to play until 2004-05

Irish In November Under Brey:

Notre Dame is slated to play just two games in the month of November. Each of the past two campaigns, the Irish have played six games during the first month of the season. Notre Dame owns a 14-1 record during the month of November under head coach Mike Brey. In 2001-20, the Irish completed November with a perfect 6-0 slate. It marked the most wins ever by a Notre Dame team in the month of November. The only loss an suffered by the Irish during the month of November under Brey was an 80-75 setback in the championship game of the Guardians Classic in Kansas City, Mo.

Home Sweet Home:

Since the inaugural season (1968-69) at the Joyce Center, Notre Dame owns a 421-124 record all-time for a .772 winning percentage. The Irish are 36-10 (.783) at the Joyce Center during Mike Brey's three seasons, and since the 1996-97 campaign, they own an 86-29 mark for a .748 winning percentage. Notre Dame was 14-2 at home in 2002-03, winning 10-plus games for the sixth time in seven years.

The Irish All-Time:

The 2003-04 campaign marks the 99th season of men's basketball at Notre Dame. Irish teams have posted a 1530-838 record for a .646 winning percentage.

Game Time Changes:

Since the schedule was released, there have been a couple of game time changes. Notre Dame's contest at Marquette on December 1 has moved to a 8:00 p.m. (CST) start (9:00 p.m. in South Bend). The Irish's home game against Central Michigan on December 6 will tip-off at 9:00 p.m. instead of the original 8:00 p.m. start time.

New BIG EAST Look:

The BIG EAST Conference will play under a new league format in which every team will play each other at least once and three other schools twice during the regular season. Notre Dame is slated to play Connecticut, Pittsburgh and Syracuse twice as part of its 16-game conference slate.

The past three seasons have seen the 14-team league play under a two seven-team divisional format. Under the former system, the teams were broken down into the East and West divisions. Each school played 12 divisional contests on a home-and-home basis and crossover opponents against teams from the other division (two at home and two on the road), but did not face three schools from the opposite division.

In addition to its home-and-home series with the Huskies, Panthers and Orangemen, Notre Dame's conference home slate this season also includes matchups against Georgetown, Miami, Providence, Seton Hall and West Virginia. The Irish are scheduled for road games at Boston College, Rutgers, St. John's, Villanova and Virginia Tech.

Twelve teams will once again advance to the '04 BIG EAST Championship at Madison Square Garden, March 10-13, with the top four finishers during the regular season receiving a first-round bye.

Francis, Thomas On Wooden Watch List; Thomas Listed Among Naismith Candidates:

Chris Thomas and Torin Francis are one of 50 candidates named to the 2003-04 John R. Wooden Award Preseason All-America Team. The 50 candidates were announced in early August and selected by the Wooden Award Preseason All-America Committee.

The Irish tandem is among 11 BIG EAST players named to the team, the most of any conference. Only three other teams — Connecticut (Ben Gordon and Emeka Okafor) and Syracuse (Gerry McNamara and Hakim Warrick) — also placed two players on the list.

Thomas, an honorable mention Associated Press All-America selection, and second-team all-BIG EAST honoree as a sophomore, was among the top-30 candidates last year for the Wooden Award and also was a finalist for the Naismith and USBWA/Oscar Robertson player-of-the-year awards. Francis was a member of the BIG EAST All-Rookie Team.

**Series Record vs. Mount St. Mary's
First Meeting**

Poll Watching

Week	AP	ESPN/USA Today
(Preseason)	21	T19
1	21	NP
2	21	20

Irish Double Doubles in 2003-04

Torin Francis (1) NIU (24 pts., 19 rebs.)

Head Coach Mike Brey

Mike Brey is in his fourth year as the Notre Dame head coach and ninth in the collegiate ranks. He was named the 17th head coach in the program's history on July 14, 2000, following five seasons (1995-2000) as head coach at the University of Delaware, where he led the Blue Hens to an overall record of 99-52. His teams each of the last six years (at both Notre Dame and Delaware) have won 20-plus games. In eight seasons as a head coach, he owns a 166-83 record for a .667 winning percentage.

Brey has a 67-31 ledger at Notre Dame for a .684 winning percentage. He is the only coach in school history to lead his team to three straight 20-win seasons and three consecutive NCAA tournament appearances in his first three seasons. Brey earned his 50th victory at Notre Dame with the win over Texas in the championship game of the BB&T Classic on December 8, 2002.

In 2001-02, Brey led his team to a 22-11 record and 10-6 mark in BIG EAST play after guiding the 2000-01 Irish to the BIG EAST West Division crown with an 11-5 record and finishing with a 20-10 overall record. Six of his eight teams have advanced to postseason competition (five NCAA and one NIT appearance).

Since his arrival, he has led Notre Dame to a 31-17 mark in BIG EAST play during the regular season for a .646 winning percentage and a 32-20 overall (including regular season and championship contests).

Brey Briefs

- 16-year veteran of the collegiate ranks
 - 3 seasons head coach at Notre Dame (2000-present)
 - 5 seasons head coach at Delaware (1995-2000)
 - 8 seasons assistant coach at Duke (1987-95)
- In his first season at Notre Dame, led the Irish to the 2000-01 BIG EAST West Division championship (its first regular-season title in school history).
- In 2002-03, he guided Notre Dame to its first NCAA Sweet 16 appearance since 1987.
- Among the highlights in 2002-03 under Brey...
 - A school-record five wins over top 10 opponents (the most of any Division I school)
 - Defeated three consecutive top-10 teams - Marquette, Maryland and Texas - for the first time in school history
 - Won the prestigious BB&T Classic in Washington, D.C. in December with victories over '02 national champion Maryland and '03 Final Four participant Texas
- Recipient of 2003 Coaches vs. Cancer Champion Award in recognition of his fund-raising efforts for the Coaches vs. Cancer Program. He and his wife Tish have helped raise more than \$350,000 at both Notre Dame and Delaware for the fight against cancer. Also a member of the CVC National Board.
- Received the Distinguished Alumnus Award from DeMatha High School in October of 2003.

The other BIG EAST players selected as candidates were: Andre Barrett (Seton Hall), Ryan Gomes (Providence), Julius Page (Pittsburgh), Darius Rice (Miami) and Craig Smith (Boston College).

The 10-player Wooden Award All-America Team will be announced on Tuesday, March 30, 2004 and one member from that squad will be awarded the Wooden Award Trophy, symbolic of the nation's "Most Outstanding Collegiate Basketball Player of Year." That announcement will be made on Saturday, April 10 and CBS Sports will televise the event live from The Los Angeles Athletic Club.

Thomas also is listed among the top 30 candidates for the Naismith Player of the Year honor.

Looking To Make It Four-In-A-Row:

The Irish will be bidding for their fourth straight NCAA tournament bid in 2004. That would be a first since Notre Dame made six consecutive appearances from 1985-90. The most consecutive NCAA tournament appearances made by Notre Dame teams was eight — from 1975-81.

The 20-Win Mark:

Notre Dame's 24 wins a year ago marked the 30th time in the program's 98-year history that an Irish team reached the 20-win mark. It marked the fourth consecutive 20-win campaign and first time since 1985-89 that Irish teams posted four consecutive seasons with 20 or more wins.

Notre Dame All-Time In The BIG EAST:

In eight seasons as a member of the BIG EAST Conference, Notre Dame owns a 66-70 record all-time in conference regular-season play for a .485 winning percentage. In their first five years, Irish teams were 35-53 (.398), but since Mike Brey took over the program, Notre Dame has compiled a 31-17 (.646) mark in regular-season play.

BIG EAST 10:

Notre Dame is the only BIG EAST team to win 10-plus conference games during each of the last three regular seasons. The Irish finished 11-5 in 2000-01 and produced 10-6 marks in both 2001-02 and 2002-03. Notre Dame is the only BIG EAST team to make the NCAA Tournament each of the last three seasons.

Brey Has The Formula For BIG EAST Success At Notre Dame:

Since his arrival at Notre Dame, Mike Brey has led Notre Dame to a 31-17 record in BIG EAST regular-season games for a 64.6 winning percentage and 1-3 mark in tournament play for an overall record of 32-20 (.615) against league foes. The Irish won the BIG EAST West Division title by fashioning an 11-5 record (the most conference wins in its six previous seasons in the league). Under Brey, Notre Dame is the only BIG EAST school to win 10-plus league games each of the last three seasons. Prior to Brey's arrival at Notre Dame, Irish teams had a 35-53 (39.8 percent) regular-season record in its conference games since 1995-96.

Brey Versus Ranked Opponents:

As a head coach at both Notre Dame and Delaware, Mike Brey has coached in 33 games against ranked opponents and owns a 12-21 record in those matchups. In three seasons at Notre Dame, he has faced ranked opponents on 27 occasions and his teams are 12-15 in those contests. Last season, his team was 5-6 versus ranked teams. The Irish were 3-6 and 4-3 during the 2001-02 and 2000-01 campaigns, respectively.

Brey And The Irish In Overtime Games:

Notre Dame is 3-0 in overtime games (two on the road and one at home) under head coach Mike Brey. The Irish did not play an overtime game in Brey's first season. The first overtime game played by Notre Dame under Brey (during the 2001-02 campaign) was the epic four-overtime classic in 2002 against Georgetown at the MCI Center in which the Irish defeated the Hoyas 116-111. The Irish played two overtime contests in '02-'03 — at Boston College (101-96) and at home against Georgetown (93-92 in double overtime).

Over The Century Mark:

Notre Dame has scored 100-plus points five points during the Mike Brey era. The Irish went over the century mark twice last season — a 102-71 victory over DePaul (December 14, 2002) and 101-96 overtime against Boston College (January 25, 2003).

Elite Company:

Notre Dame is one of just nine schools — Arizona, Duke, Illinois, Kansas, Kentucky, Maryland, Missouri and Stanford — that has advanced past the final round each of the NCAA Tournament each of the last three years.

Notre Dame's Name Game

A quick glance at the Notre Dame roster can be confusing with two players whose first name is Chris. Then there are two players whose last names sound the same, but are spelled differently, and two players whose first names are nearly identical.

The Irish backcourt features a pair of players named Chris — junior Chris Thomas and sophomore Chris Quinn and wear jersey numbers 1 and 2, respectively.

Then there's the frontline duo of junior Jordan Cornette and sophomore Rick Cornett. Jordan wears No. 12, while Rick's jersey number is 11.

Very little separates the first names of senior Torrian (pronounced tour-REE-in) and sophomore Torin (tur-in) Francis.

IRISH ONE OF BIG EAST'S BEST DURING LAST THREE SEASONS

Over the past three seasons, Notre Dame owns one of the best three-year regular-season records in the BIG EAST.

Record

Pittsburgh	33-15 (.688)
Syracuse	32-16 (.667)
Boston College.....	31-17 (.646)
Connecticut.....	31-17 (.646)
NOTRE DAME	31-17 (.646)
Georgetown.....	25-23 (.521)
Providence	25-23 (.521)
St. John's.....	24-24 (.500)
Villanova	23-25 (.479)
Miami	22-26 (.458)
Seton Hall	20-28 (.412)
West Virginia.....	14-34 (.291)
Rutgers	15-33 (.312)
Virginia Tech.....	10-38 (.203)

Block Party:

Notre Dame's 189 blocked shots in 2002-03 set a new single-season team record with a per game average of 5.59. The former mark of 178 was set during the 2000-01 season in which Notre Dame averaged 5.93 blocks. The Irish finished the 2001-02 campaign with 163 blocks for an average of 4.94 per game. Notre Dame's block totals each of the last three seasons rank as the top three all-time.

Home Stripe Advantage:

Notre Dame was particularly successful from the free-throw line in home games last season as the Irish were 286-373 (.767) compared to 177-257 (.689) for their opponents. In the last 11 home games of '02-'03, Notre Dame finished 224-279 (.803) from the line as the Irish made an average of 20.4 free thores on 25.4 attempts and averaged just 5.0 misses per game. Notre Dame shot a season-best 95.7 percent from the line against Rutgers (Jan. 14, 2003) as the Irish converted 22

of their 23 attempts. Against Northern Illinois in the season opener, Notre Dame was 21-29 from the line, while Northern Illinois was 9-13.

Where Charity Begins:

The Irish used free throw shooting as a weapon last season averaging nearly 17 free throws made per game. Notre Dame outscored their opponents 575-389 and attempted 190 more free throws (756-566). The Irish converted 76.1 percent of those attempts, while their opponents hit on 68.7 percent. On Monday night, Notre Dame made 72.4 percent of their free throws, while Northern Illinois hit on 69.2 percent of their attempts.

The "Quinn"-Essential Player:

Sophomore guard Chris Quinn made the most of his first collegiate start on Monday night as he scored a career-high 18 points and had a personal best six steals, while playing a career-high 33 minutes. Quinn, who averaged 15.3 minutes off the bench as a rookie last season, hit 7-10 from the field and was 3-5 from three-point range in the contest. Quinn's previous career bests had been 12 points, five steals and 29 minutes.

Double Dose Of "Chris" Give Irish "1"- "2" Punch:

Notre Dame's backcourt tandem of junior Chris Tnomas and sophomore Chris Quinn will certainly provide Irish opponents with some headaches this season. The two combined for 35 of the team's 74 points (47.3 percent) on Monday night while taking 27 of the team's 63 total shots (42.9 percent). They also were credited with nine of Notre Dame's 14 assists (64.3 percent) and eight of the team's 10 steals (80.0 percent).

In The Spirit Of Giving:

Chris Thomas' unselfish play is one of the reasons why the Irish have been successful while he has been in the Notre Dame backcourt. In the 67 games he has directed Mike Brey's teams, Thomas has helped the Irish compile a 47-20 record for a .701 winning percentage. As a freshman, he averaged 7.64 assists to rank fifth nationally in that category, and dished off 6.9 assists (eighth in the nation), as a sophomore. Thomas is the only player in Notre Dame history to dish off 200-plus assists in consecutive seasons. He has dished off 10-plus assists in 15 games during his career.

Double The Pleasure:

Torin Francis recorded the 11th double double of his career in the Northern Illinois. His scoring (24 points) and rebounding (19 rebounds) totals were the second-highest of his career. Dating back to the Syracuse game (March 4, 2003), Francis has registered four double doubles in the last seven games and in three of the Irish's last four outings. He has scored in double figures 20 times during his career and grabbed 10 or more rebounds on 13 occasions.

Facing The Defending National Champions:

Notre Dame will meet defending national champion Syracuse twice during the 2003-04 season. It will mark the second straight year the Irish will play the NCAA champion from the previous season. Notre Dame's matchup last season with Maryland on December 7, 2002 in the first round of the BB&T Classic at the MCI Center marked the 31st time and Irish team had played a team that had won the NCAA crown the previous year. With than victory, Notre Dame owns an 8-23 mark versus those teams, but has been victorious three of the last four times it has gone up against a team which had won the national championship the previous season. The 1999-00 Irish squad beat Connecticut twice — 75-70 at the Hartford Civic Center and 68-66 at the Joyce Center — the season after the Huskies claimed the '99 NCAA title.

Keeping It Close:

In the 31 losses suffered by Irish teams in Mike Brey's three seasons, only eight have been by 10 or more points and have been by a combined 228 points for an average of 7.35 points. Notre

2003-04 BIG EAST COACHES' PRESEASON POLL

	Pts.
1. Connecticut (13)	169
2. Syracuse (1)	153
3. NOTRE DAME	135
4. Pittsburgh	125
5. Providence	123
6. Seton Hall	112
7. Villanova	104
8. Boston College	73
9. West Virginia	70
10. St. John's	66
11. Miami	47
12. Georgetown	39
13. Rutgers	35
14. Virginia Tech	23

BIG EAST Preseason Player of the Year:
Emeka Okafor — Connecticut

BIG EAST Preseason Rookie of the Year:
Charles Villanueva — Connecticut

Preseason All-BIG EAST First Team:
Chris Thomas* — Notre Dame

- Emeka Okafor* — Connecticut
- Ben Gordon — Connecticut
- Darius Rice — Miami
- Ryan Gomes — Providence
- Hakim Warrick — Syracuse

Preseason All-BIG EAST Second Team:

- Craig Smith — Boston College
- Julius Page — Pittsburgh
- Andre Barrett — Seton Hall
- Gerry McNamara — Syracuse
- Bryant Matthews — Virginia Tech

*denotes unanimous selection

Irish All-Time vs. 2002-03 Opponents

Team	Record
American.....	2-0
Boston College	10-9
Central Michigan	2-0
Connecticut.....	3-8
DePaul	49-41
Georgetown.....	8-8
Indiana	19-46
Kentucky	17-40
Marquette	75-29
Miami (Fla.)	7-7
Morehead State	0-0
Mt. St. Mary's	0-0
Northern Illinois	2-1
Pittsburgh.....	25-21
Providence	7-8
Quinnipiac	0-0
Rutgers	10-9
Seton Hall	9-7
St. John's.....	15-13
Syracuse	14-17
UCLA	18-26
Villanova	10-13
Virginia Tech	2-1
West Virginia	19-7
Total	323-311 (.509)

2003-04 Teleconference Schedules

Mike Brey

(All teleconferences will begin at 10:00 a.m. EST)

Call: (317) 263-8800

Enter: 8458#

Wed., Nov. 19	Northern Illinois
Wed., Nov. 26	Mount St. Mary's/Marquette
Wed., Dec. 3	Central Michigan
Mon., Dec. 8	Indiana
Fri., Dec. 12	DePaul
Wed., Dec. 17	American/Quinnipiac/Morehead State
Mon., Jan. 5	West Virginia
Thurs., Jan. 8	Villanova and Pittsburgh
Thurs., Jan. 15	Syracuse/Virginia Tech
Thurs., Jan. 22	Kentucky/Miami
Mon., Jan. 26	Miami/Rutgers
Mon., Feb. 2	Boston College
Thurs., Feb. 5	Pittsburgh/Connecticut
Thurs., Feb. 12	Seton Hall/Syracuse
Thurs., Feb. 19	Connecticut/Providence
Thurs., Feb. 26	UCLA
Tues., Mar. 2	Georgetown/St. John's
Mon., Mar. 8	BIG EAST Championship

Chris Thomas

(All teleconferences will begin at 11:30 a.m. EST)

Call: (317) 263-8800

Enter: 8458#

Tues., Nov. 25, 2003

Tues., Dec. 2, 2003

Tues., Dec. 9, 2003

Tues., Dec. 16, 2003

*Times for Chris Thomas' teleconferences for the second half of the year will be determined at a later date.

BIG EAST Coaches Teleconferences

Media wishing to participate should phone:

(913) 981-5520

Dates:

Thurs., Dec. 11	Thurs., Jan. 15
Thurs., Jan. 29	Thurs., Feb. 12
Thurs., Feb. 26	Mon., Mar. 8

The schedule of coaches is (all times Eastern):

11:00 a.m.	Jay Wright, Villanova
11:08 a.m.	Mike Brey, Notre Dame
11:16 a.m.	Al Skinner, Boston College
11:24 a.m.	Jim Calhoun, Connecticut
11:32 a.m.	Mike Jarvis, St. John's
11:40 a.m.	Jamie Dixon, Pittsburgh
11:48 a.m.	Jim Boeheim, Syracuse
11:56 a.m.	Perry Clark, Miami
12:04 p.m.	John Beilein, West Virginia
12:12 a.m.	Louis Orr, Seton Hall
12:20 p.m.	Gary Waters, Rutgers
12:28 p.m.	Tim Welsh, Providence
12:36 p.m.	Craig Esherick, Georgetown
12:44 p.m.	Seth Greenberg, Virginia Tech

Dame's two 17-point losses (at Pittsburgh and against Arizona in the semifinals of the West Regional) were the two worst by an Irish team under Brey. Prior to those two losses, the worst setback was a 16-point decision at Connecticut during Brey's first season. Notre Dame's 11 losses during the 2001-02 season were by a combined 49 points for an average margin of defeat of 4.45 points. Only one loss (versus Georgetown 83-73) was by double figures, while eight of those setbacks were by five points or less.

148 And Counting:

Heading into today's game against Mount St. Mary's, Notre Dame has hit at least one three-pointer in 147 straight games, a mark that dates back to the 1998-99 campaign. The last time and Irish team failed to hit a three-pointer was in a 101-70 loss to Connecticut in the Hartford Civic Center (January 12, 1999) as Notre Dame finished 0-7 in the contest.

Irish Ink Rob Kurz In Early Signing Period:

Rob Kurz, a 6-8, 225-pound forward from Gwynedd, Pa., has signed a national letter of intent to play basketball at the University of Notre Dame beginning in the fall of 2004 it was announced today by Irish head basketball coach Mike Brey.

Kurz has starred the last two years for William Penn Charter High School in Philadelphia, Pa. As a junior in 2002-03, he averaged 18.0 points and 12.0 rebounds in leading his prep team to a 26-4 record overall and garnering first-team all-league honors. He earned first-team all-city honors after helping William Penn Charter capture the Philadelphia Inter-Academic League crown with a perfect 10-0 league mark that also included two victories in the postseason.

As a sophomore, he netted 19.0 points per game and guided his team to a 16-9 overall record. However, he was unable to compete in league play that season after transferring to William Penn Charter at the beginning of the 2001-02 school year.

Kurz attended the Nike All-America camp each of the past two summers ('02 and '03) and will serve as one of the team's co-captains during the 2003-04 campaign.

Kurz' sister, Laura, also a high school senior, will attend Duke University and play basketball for the Blue Devils.

Bosl Joins Irish Roster:

Junior Greg Bosl, a 6-3, 191-pound guard out of Syosset, N.Y., has joined the Irish team as a walk-on. He played prep basketball at St. Dominic High School and averaged 10.0 points, 5.0 rebounds as a senior. He captained St. Dominic's during his final prep season and helped his team to a No. 3 ranking in the New York metro area. Bosl's brother Mike played basketball for one year (1998-99) at Villanova and his sister Christine is a 1999 Notre Dame graduate. He is enrolled in the Mendoza College of Business and is majoring in finance.

Notre Dame Wins USA Today/NCAA Academic Achievement Award in 2003:

Notre Dame compiled the nation's highest overall graduation rate for Division I-A student-athletes to take top honors in the 2003 USA Today/NCAA Academic Achievement Awards.

Ninety-two percent of the Fighting Irish student-athletes who enrolled in 1996 earned a degree from the University. The award included a \$20,000 prize and was based on federally compiled figures submitted by the NCAA member institutions.

The NCAA bases graduation rates on the raw percentage of student-athletes who entered an institution and graduated within six years. Students who leave or transfer, regardless of academic standing, are considered non-graduates. Notre Dame's graduation rate for student-athletes who complete all four of athletic eligibility is 99 percent.

Notre Dame Partners With College Sports Television:

College Sports Television (CSTV) and Notre Dame are in a multi-year, multi-sport agreement by which CSTV is the year-round home of Fighting Irish athletics. CSTV airs a Notre Dame programming block every Sunday night called "Notre Dame Primetime," featuring live and classic Fighting Irish events as well as programming. In addition, CSTV has the rights to televise several Irish Olympic sporting events throughout the year.

Mike Brey Radio Show:

For the second consecutive year, Mike Brey will host a 30-minute radio show live on Tuesday evenings (beginning on December 9) from 7:30-8:00 p.m. at Logan's Roadhouse on Main Street in Mishawaka. The show will air from December 9, 2003-March 2, 2004 (no shows on December 23, January 20 and February 24) and will broadcast live on 92.9-FM (U93 in South Bend).

Web Site (www.und.com):

Notre Dame's official athletic department web site can be found at www.und.com. with the extensive offerings including live audio for all Irish women's basketball games (home and away), as well as real-time statistics for all Notre Dame home games.

ESPN 1000 To Carry Men's Basketball Game Broadcasts:

ESPN Radio 1000 (WMVP-AM) in Chicago will carry 17 regular-season Notre Dame men's basketball games live in 2003-04 and another seven on delayed basis, as part of a multi-year agreement that will make ESPN 1000 the home for Irish men's basketball in that market.

As part of the agreement ESPN 1000 for the first time this coming season will handle all production for the Notre Dame Basketball Network, which is under the auspices of Notre Dame

Name Dame All Over The Big Screen In '03-'04:

Notre Dame will make more national television appearances — **13** — than any other BIG EAST team this season. The Irish will appear on CBS four times, ESPN five times and ESPN2 on four occasions. It will mark the most single-season national television appearances ever by a Notre Dame basketball team. Connecticut will appear on 11 national broadcasts (excluding the Preseason NIT) during the regular season.

The National Lineup

Monday, December 1	at Marquette	9:00 p.m. (CST)	ESPN2
Wednesday, December 10	vs. Indiana	9:00 p.m. (EST)	ESPN
Monday, January 12	at Pittsburgh	7:00 p.m. (EST)	ESPN
Saturday, January 17	vs. Syracuse	6:00 p.m. (EST)	ESPN2
Saturday, January 25	vs. Kentucky	4:00 p.m. (EST)	CBS
Saturday, February 7	vs. Pittsburgh	7:00 p.m. (EST)	ESPN2
Monday, February 9	vs. Connecticut	7:00 p.m. (EST)	ESPN
Saturday, February 14	vs. Seton Hall	12:00 p.m. (EST)	ESPN
Monday, February 16	at Syracuse	7:00 p.m. (EST)	ESPN
Saturday, February 21	at Connecticut	2:00 p.m. (EST)	CBS
Saturday, February 28	at UCLA	1:00 p.m. (PST)	CBS
Thursday, March 4	vs. Georgetown	7:00 p.m. (EST)	ESPN2
Saturday, March 6	at St. John's	4:00 p.m. (EST)	CBS

Irish in Barbados:

Notre Dame spent its fall break (Oct. 18-25) in Barbados and played three games. The Irish finished with a 2-1 record on its foreign tour. Notre Dame became the first-ever college team to play a game in Barbados. Coach Mike Brey and his team got a head start on the season with the first of its 10 practices (allowed by the NCAA before a tour) on September 4. *ESPN Magazine* followed the Irish on their seven-day trip and is featured in this week's edition of the magazine. The Irish played the Milton Keynes Lions, a member of the British Basketball League, twice, and face off against the Barbados National Team in its other contest.

Game 1 (Notre Dame 93, Milton Keynes Lions 67): Chris Thomas scored 20 points and Chris Quinn added 18 to lead the Irish to a 26-point victory in its first contest in the opening round of the BWI A Hoops Challenge at the Sir Garfield Sobers Sports Complex. The Notre Dame backcourt duo led five players in double figures. Jordan Cornette and Colin Falls each added 12 points, while Torrian Jones tossed in 10 points. Jones and Tom Timmermans led the Irish with seven rebounds each, while Torin Francis and Cornette grabbed six and five boards, respectively. Timmermans also finished with eight points, while Rick Cornett netted six points and Russell Carter added five.

Game 2 (Notre Dame 112, Barbados National Team 65): Chris Thomas and Torrian Jones scored 20 points each to lead six Notre Dame players in double figures as the Irish recorded a 47-point win. Jordan Cornette added 18 points, while Rick Cornett came off the bench to score 12 points and grab 11 rebounds. Torin Francis also finished with a double double as he netted 11 points and hauled in 11 rebounds. Chris Quinn ended the game with 11 points to round out the double-figure scoring for the Irish.

Game 3 (Milton Keynes Lions 77, Notre Dame 74): Just three days after recording a 26-point victory over Milton Keynes, the Irish saw its second-half rally fall short with a three-point loss. Notre Dame battled back from an eight-point deficit, but had to fight the affects of playing on consecutive nights and the heat and humidity of the gym. Chris Thomas led the Irish with 23 points and six assists, while Torin Francis finished with 17 points and four rebounds. Jordan Cornette was the only other Irish player in double figures as he finished with 11 points and a team-high seven rebounds.

**2003-04 BIG EAST STANDINGS
(through games of Nov. 27)**

	Overall Record	BIG EAST Record
Boston College	3-0	0-0
Georgetown	3-0	0-0
Pittsburgh	3-0	0-0
Rutgers	2-0	0-0
Seton Hall	2-0	0-0
Virginia Tech	2-0	0-0
NOTRE DAME	1-0	0-0
Providence	1-0	0-0
West Virginia	1-0	0-0
Connecticut	3-1	0-0
Villanova	3-2	0-0
Miami	2-2	0-0
Syracuse	0-1	0-0
St. John's	0-2	0-0

2003-04 BIG EAST WEEKLY AWARDS**Player of the Week:**

Nov. 24 Ben Gordon (UC)

Rookie of the Week:

Nov. 24 Jamon Gordon (VT)

Inside the Irish Numbers**By Day**

On Sundays:	0-0
On Mondays:	1-0
On Tuesdays:	0-0
On Wednesdays:	0-0
On Thursdays:	0-0
On Fridays:	0-0
On Saturdays:	0-0

By Time

Night Games:	1-0
Day Games:	0-0

By Location

Home Games:	1-0
Road Games:	0-0
Neutral Games:	0-0

By Halftime Score

Lead at halftime:	1-0
Trail at halftime:	0-0
Tied at halftime:	0-0

By Rebound Margin

Outrebounding opponents:	0-0
Outrebounded by opponents:	1-0
Same number of rebounds:	0-0

By Field Goal Shooting

Shoot better from field:	1-0
Shoot worse from field:	0-0
Shoot same from field:	0-0
Shoot 50% or better:	0-0
Shoot less than 50%:	1-0
Keep opponents under 50%:	0-0
Keep opponents under 40%:	1-0

By Free Throw Margin

Hit more free throws:	1-0
Hit fewer free throws:	0-0
Same number of free throws:	0-0

By Turnovers

Commit fewer turnovers:	1-0
Commit more turnovers:	0-0
Commit same number of turnovers:	0-0

By Margin

One-point games:	0-0
Two-point games:	0-0
Three-point games:	0-0
Four-point games:	0-0
5-10 point games:	1-0
11-20 point games:	0-0
21-30 point games:	0-0
31+point games:	0-0

By Conference

BIG EAST	0-0
Big Ten	0-0
Conference-USA	0-0
Mid-American	1-0
Northeast	0-0
Ohio Valley	0-0
Pacific-10	0-0
Patriot League	0-0
Southeastern	0-0

By Month

In November	1-0
In December	0-0
In January	0-0
In February	0-0
In March	0-0

The Last Time It Happened...

Notre Dame recorded a

30-Point win.....was on 12/14/02 - ND 102, DePaul 71 (31 Points)*
40-Point win.....was on 11/18/02 - ND 89, IUPUI 45 (44 Points)*
50-Point win.....was on 2/22/86 - ND 126, Miami 73 (53 Points)
30-Point loss.....was on 1/7/99 - ND 62, Villanova 93 (31 Points)*

Notre Dame shot.....

60% on FGs.....was on 12/14/02 - 60.0% (30-50) vs, DePaul (ND 102, DePaul 71)
65% on FGs.....was on 1/30/02 - 66.7% (34-51) vs. Pittsburgh (ND 89, Pittsburgh 76)*
90% on FTs.....was on 3/22/03 - 100.0% (5-5) vs. Illinois (NCAA Tournament Second Round at Indianapolis, IN)

Notre Dame.....

Won 10 games in a row.....was from 1/16/01 thru 2/24/31 - 11 straight
Won 15 games in a row.....was from 12/31/53 thru 3/9/53 - 18 straight
Won 20 games in a row.....never
Lost 5 games in a row.....was from 1/15/94 thru 1/24/94 - 6 straight
Scored 100 points.....was on 1/15/03 (ND 101 - Boston College 94)
- Scored 100 points on the road.....was on 1/15/03 (ND 101 - Boston College 94)
- Scored 100 points at a neutral site.....was on 3/12/78 (ND 100 - Houston 77) (NCAA First Round, Tulsa, OK)
- Scored 100 points and lost.....was on 3/20/71 (ND 106 - Houston 119) (NCAA Regional Semi-finals at Wichita, KS)
Allowed 100 points.....was on 2/9/02 vs. Georgetown (ND 116 - Georgetown 111)
Scored less than 50 points.....was on 11/21/97 vs. Marquette (ND 48 - Marquette 72)
Allowed less than 50 points.....was on 11/22/62 vs. Bucknell (ND 73 - Bucknell 42)*
Played an Overtime Game.....was on 2/1/03 vs. Georgetown (ND 93 - Georgetown 92)*
- Played in a Multi-Overtime Game.....was on 2/1/03 vs. Georgetown (ND 93 - Georgetown 92 - 2OT)*
Won on a "last second" shot.....was on 2/9/03 vs. Pittsburgh (ND 66 - Pittsburgh 64 - Torin Francis layup at 00:00)*
Had 5 double figure scorers.....was on 1/25/03 vs. Boston College (ND 101 - Boston College 96 - OT) - Torin Francis 15, Dan Miller 16, Chris Thomas 28, Chris Quinn 10, Matt Carroll 18
Had 6 double figure scorers.....was on 1/27/90 vs. Miami (Fla.) (ND 107 - Miami 60) - LaPhonso Ellis 10, Keith Robinson 12, Joe Fredrick 14, Elmer Bennett 11, Daimon Sweet, 11, Kevin Ellery 17
Had 7 double figure scorers.....never
Had two double-figure rebounders.....was on 11/18/02 vs. IUPUI (ND 85 - IUPUI 45)* - Dan Miller 11, Torin Francis 10
Had two players double-doubles.....was on 12/2/02 vs. Marquette (ND 92 - Marquette 71)* - Chris Thomas (32 pts., 10 act.), Torin Francis (11 pts., 13 rebs.)
Had three players with double-doubles.....never
Had two 20-point scorers.....was on 2/22/03 vs. Arizona (ND 71 - Arizona 88) - Torin Francis 25, Chris Thomas 20 (NCAA Regional Semi-Final, Anaheim, CA)
Had three 20-point scorers.....was on 3/27/03 vs. Virginia Tech (ND 98 - Virginia Tech 76) - Matt Carroll 25, Dan Miller 22, Chris Thomas 21
Made 10 three-point field goals.....was on 3/27/03 - 10-23 (43.5%) vs. Arizona (ND 71 - Arizona 88) (NCAA Regional Semi-Final, Anaheim, CA)
Committed 10 turnovers or less.....was on 11/24/03 - 8 turnovers vs. Northern Illinois (ND 74 - Northern Illinois 65)*
Committed 25 turnovers.....was on 2/8/00 - 26 turnovers vs. Villanova (ND 69 - Villanova 86)
Forced 25 turnovers.....was on 11/16/01 - 30 turnovers vs. New Hampshire (ND 95 - New Hampshire 53)


An Irish player had.....

25 points.....was on 3/27/03 - Torin Francis (25) vs. Arizona (ND 71 - Arizona 88) (NCAA Regional Semi-Final, Anaheim, CA)
30 points.....was on 1/6/03 - Matt Carroll (31) vs. Pittsburgh (ND 55 - Pittsburgh 72)
35 points.....was on 2/1/03 - Matt Carroll (36) vs. Georgetown (ND 93 - Georgetown 92 - 2OT)*
40 points.....was on 11/28/93 - Monty Williams (42) vs. Valparaiso (ND 96 - Valparaiso 74)*
15 rebounds.....was on 11/26/02 - Torin Francis (15) vs. Albany (ND 90 - Albany 55)*
20 rebounds.....was on 11/22/02 - Torin Francis (20) vs. Bucknell (ND 73, Bucknell 42)*
a "double-double".....was on 11/24/03 - Torin Francis (24 pts. 11 rebs) vs. Northern Illinois (ND 74 - Northern Illinois 63)*
a "triple-double".....was on 11/16/01 - Chris Thomas (24 pts, 11 ast, 11 steals) vs. New Hampshire (ND 99 - New Hampshire 53)*
20 points and 10 rebounds.....was on 3/27/03 - Torin Francis (25 pts, 10 rebs) vs. Arizona (ND 71 - Arizona 88) (NCAA Regional Semi-Final, Anaheim, CA)
20 points and 20 rebounds.....was on 1/8/01 - Troy Murphy (25 pts, 20 rebs) vs. Seton Hall (ND 76 - Seton Hall 78)
10 assists.....was on 2/18/03 - Chris Thomas (13) vs. West Virginia (ND 56, WVU 55)
10 blocks.....was on 11/17/02 - Jordan Cornette (11) vs. Belmont (ND 76, Belmont 48)*
10 steals.....was on 11/16/01 - Chris Thomas (11) vs. New Hampshire (ND 99, New Hampshire 53)*

An opposing player had.....

25 points.....was on 3/8/03 - Mike Sweetney (26), Georgetown (ND 86 - Georgetown 80)
30 points.....was on 1/25/03 - Troy Bell (31), Boston College (ND 101 - BC 96 OT)
35 points.....was on 2/1/03 - Mike Sweetney (38), Georgetown (ND 93 - Georgetown 2OT)
40 points.....was on 2/8/87 - Danny Manning (40), Kansas (ND 60 - Kansas 70)
15 rebounds.....was on 3/22/03 - Brian Cook (16), Illinois (ND 68 - Illinois 60)
20 rebounds.....never
a "double-double".....was on 11/24/03 - Marcus Smallwood (21pts, 18 rebs), Northern Illinois (ND 74 - Northern Illinois 63)*
a "triple-double".....never
20 points and 10 rebounds.....was on 3/4/03 - Carmelo Anthony (21 pts, 10 rebs), Syracuse (ND 88, Syracuse 92)*
20 points and 20 rebounds.....never
10 assists.....was on 12/4/99 - James Strong (11), Vanderbilt (ND 85 - Vanderbilt 87)*
10 blocks.....was on 1/27/73 - Bill Walton (10), UCLA (ND 63 - UCLA 82)*
10 steals.....was on 1/29/89 - Mark Macon (11), Temple (ND 64 - Temple 60)*

* indicates Notre Dame home game



Torrian Jones

20

6-4 • 200 • Senior • Guard • Morrisville, PA/Pennsbury

- One of four captains of this year's Irish team
- Earned 12th career start in the season opener against Northern Illinois and played a career-high 33 minutes
- Has scored in double figures four

times during his career and grabbed 10-plus boards in one career outing

	Career Highs	2003-04 Season Highs
Points:	17 vs. Miami(2-23-02)	5 vs. Northern Illinois (11-24)
Field Goals:	6 vs. Miami (2-23-02) vs. Virginia Tech (2-22-03)	1 vs. Northern Illinois (11-24)
Field Goals Attempted:	9 vs. Miami (2-23-02)	7 vs. Northern Illinois (11-24)
Field-Goal Pct:	1.000 on five occasions	.142 vs. Northern Illinois (11-24)
Three-Point Field Goals:	2 vs. Loyola (11-22-00)	—
Three Field Goals Attempted:	3 vs. Cornell (11-19-01) vs. Hawaii Pacific (11-23-01)	2 vs. Northern Illinois (11-24)
Three-Point Field Goal Pct.:	1.000 on three occasions	—
Free Throws:	7 vs. Rutgers (3-1-03)	3 vs. Northern Illinois (11-24)
Free Throws Attempted:	8 vs. Miami (2-23-02) vs. Rutgers (3-1-03)	3 vs. Northern Illinois (11-25)
Free-Throw Percentage:	1.000 on 11 occasions	1.000 vs. Northern Illinois (11-24)
Rebounds:	10 vs. Monmouth (11-25-01)	4 vs. Northern Illinois (11-24)
Assists:	5 vs. Long Island (12-29-00) vs. Virginia Tech (2-22-03)	2 vs. Northern Illinois (11-24)
Blocked Shots:	4 vs. Loyola Marymount (1-2-00)	—
Steals:	4 vs. Furman (11-25-02)	1 vs. Northern Illinois (11-24)
Minutes:	33 vs. Northern Illinois (11-24-03)	33 vs. Northern Illinois

Opp.	Min.	Total FG-FGA	Pct.	3FG-FGA	Pct.	FT-FTA	Pct.	Off.	Rebounds Def.	Total	PF	A	TO	BLK	Stl.	Pts.
Northern Illinois*	33	1-7	.143	0-2	0.0	3-3	100.00	1	3	4	4	2	0	0	1	5
Mt. St. Mary's																
at Marquette																
Central Michigan																
Indiana																
at DePaul																
American																
Quinnipiac																
Morehead State																
West Virginia																
at Villanova																
at Pittsburgh																
Syracuse																
at Virginia Tech																
Kentucky																
Miami																
at Rutgers																
at Boston College																
Pittsburgh																
Connecticut																
Seton Hall																
at Syracuse																
at Connecticut																
Providence																
at UCLA																
Georgetown																
at St. John's																

Jones' Career Statistics																	
YEAR	G-S	MIN/AVG	FG-FGA	PCT.	3-Point			FT-FTA	PCT.	Rebounds			AST.	STL	BLK	PF-D	PTS/AVG
					FG-FGA	PCT.				O	D	TOT					
2000-01	26-0	179/6.9	13-32	.406	2-8	.250	7-16	.438	3	14	17	0.7	15	9	5	20-0	35/1.3
BIG EAST	12-0	54/4.5	4-9	.444	1-3	.333	4-8	.500	1	1	2	0.2	1	3	1	8-0	13/1.1
2001-02	33-9	511/15.5	43-93	.462	5-29	.172	23-40	.575	14	53	67	2.0	44	21	10	51-0	114/3.5
BIG EAST	16-9	260/16.3	21-42	.500	1-12	.083	18-31	.581	5	20	25	1.6	17	11	5	32-0	61/3.8
2002-03	33-2	615/18.6	59-114	.518	5-18	.278	39-58	.672	34	74	108	3.3	42	31	17	51-0	162/4.9
BIG EAST	16-1	317/19.8	29-54	.537	3-10	.300	17-24	.708	25	37	62	3.9	19	8	10	26-0	78/4.9
2003-04	1-1	33/33.0	1-7	.143	0-2	.000	3-3	1.00	1	3	4	4.0	2	1	0	4-0	5/5.0
BIG EAST	-	-	-	-	-	-	-	-	-	-	-	-	-	-	-	-	-
TOTALS	93-12	1338/14.4	116-246	.472	12-57	.211	72-117	.615	52	144	196	2.1	103	62	32	126-0	316/3.4
BIG EAST	44-10	631/14.3	54-105	.514	5-25	.200	39-63	.619	30	58	89	2.0	37	22	16	66-0	152/3.5



Tom Timmermans

50

6-11 • 270 • Senior • Center • Driehuis, Nethernlands/Blue Ridge School - Va.

- Will serve as one of four captains during the 2003-04 men's basketball season
- Has earned starts in 11 career outings
- Has scored in double figures four times during his career and grabbed 10-plus boards in one career outing

	Career Highs	2003-04 Season Highs
Points:	9 vs. DePaul (12-14-02) vs. West Virginia (1-29-03)	3 vs. Northern Illinois (11-24)
Field Goals:	4 vs. Virginia Tech (2-22)	1 vs. Northern Illinois (11-24)
Field Goals Attempted:	7 vs. Pittsburgh (2-9-03)	4 vs. Northern Illinois (11-24)
Field-Goal Pct:	1.000 on 12 occasions	.250 vs. Northern Illinois (11-24)
Three-Point Field Goals:	—	—
Three Field Goals Attempted:	2 on two occasions	—
Three-Point Field Goal Pct.:	—	—
Free Throws:	4 vs. Georgetown (2-1-03)	1 vs. Northern Illinois (11-24)
Free Throws Attempted:	8 vs. Georgetown (2-1-03)	2 vs. Northern Illinois (11-24)
Free-Throw Percentage:	1.000 on 12 occasions	.500 vs. Northern Illinois (11-24)
Rebounds:	8 vs. West Virginia (1-29-03)	4 vs. Northern Illinois (11-24)
Assists:	3 vs. Vanderbilt (12-30-02)	1 vs. Northern Illinois (11-24)
Blocked Shots:	1 on seven occasions	—
Steals:	2 on three occasions	—
Minutes:	25 on three occasions	12 vs. Northern Illinois (11-24)

Opp.	Min.	Total FG-FGA	Pct.	3FG-FGA	Pct.	FT-FTA	Pct.	Off.	Rebounds Def.	Total	PF	A	TO	BLK	Stl.	Pts.
Northern Illinois	12	1-4	.250	0-0	0.0	1-2	.500	3	1	4	1	1	0	0	0	3
Mt. St. Mary's at Marquette																
Central Michigan																
Indiana at DePaul																
American																
Quinnipiac																
Morehead State																
West Virginia at Villanova																
at Pittsburgh																
Syracuse at Virginia Tech																
Kentucky																
Miami at Rutgers																
at Boston College																
Pittsburgh																
Connecticut																
Seton Hall at Syracuse																
at Connecticut																
Providence at UCLA																
at Georgetown																
at St. John's																

Timmermans' Career Statistics

YEAR	G-S	MIN/AVG	FG-FGA	PCT.	3-Point		FT-FTA	PCT.	Rebounds			AVG.	AST.	STL	BLK	PF-D	PTS/AVG
					FG-FGA	PCT.			O	D	TOT						
2000-01	15-0	36/2.4	3-14	.214	0-5	.000	7-10	.700	4	6	10	0.7	2	0	1	2-0	13/0.9
BIG EAST	7-0	10/1.4	1-5	.200	0-3	.000	0-0	.000	1	0	1	0.1	0	0	0	1-0	2/0.3
2001-02	19-0	157/8.3	15-35	.429	0-0	.000	11-19	.579	14	21	35	1.8	5	1	3	37-2	41/2.2
BIG EAST	13-0	126/9.7	10-29	.345	0-0	.000	6-14	.429	13	18	31	2.4	4	1	2	27-1	26/2.0
2002-03	30-11	378/12.6	39-79	.494	1-3	.333	21-29	.724	35	48	83	2.8	21	7	4	74-0	100/3.3
BIG EAST	16-1	197/12.3	24-48	.500	1-1	1.000	12-17	.706	21	28	49	3.1	9	1	1	36-0	61/3.8
2003-04	1-0	12/12.0	1-4	.250	0-0	.000	1-2	.500	3	1	4	4.0	1	0	0	1-0	3/3.0
BIG EAST	-	-	-	-	-	-	-	-	-	-	-	-	-	-	-	-	-
TOTALS	65-11	583/9.0	58-132	.439	1-8	.125	40-60	.667	56	76	132	2.0	29	8	8	114-2	157/2.4
BIG EAST	36-1	333/9.3	35-82	.427	1-4	.250	18-31	.580	35	46	81	2.3	13	2	3	64-1	89/2.5



Jordan Cornette

12

6-9 • 236 • Junior • Center • Cincinnati, OH/St. Xavier

- Along with Torrian Jones, Tom Timmermans and Chris Thomas, will serve as team captain
- Started season opener against Northern Illinois for the 28th start of his career
- Has scored in double figures in one game during

his career and recorded one double double (13 rebounds and 11 blocked shots vs. Belmont)

- Grabbed 10-plus rebounds in four career games
- Played 20-plus minutes in 25 career contests

	Career Highs	2003-04 Season Highs
Points:	11 vs. Georgetown (1-21-02)	6 vs. Northern Illinois (11-24)
Field Goals:	5 vs. Georgetown (1-21-02)	2 vs. Northern Illinois (11-24)
Field Goals Attempted:	10 vs. Boston College (1-25-03)	7 vs. Northern Illinois (11-24)
Field-Goal Pct:	1.000 on 11 occasions	.286 vs. Northern Illinois (11-24)
Three-Point Field Goals:	2 vs. West Virginia (2-20-01)	2 vs. Northern Illinois (11-24)
Three Field Goals Attempted:	4 vs. West Virginia (2-20-01)	6 vs. Northern Illinois (11-24)
Three-Point Field Goal Pct.:	1.000 on two occasions	.333 vs. Northern Illinois (11-24)
Free Throws:	3 vs. Hawaii Pacific(11-23-01)	—
Free Throws Attempted:	4 on three occasions	—
Free-Throw Percentage:	1.000 on four occasions	—
Rebounds:	13 vs. Belmont (11-17-02)	—
Assists:	3 vs. Seton Hall (1-26-02)	—
Blocked Shots:	11 vs. Belmont (11-17-02)	3 vs. Northern Illinois (11-24)
Steals:	4 vs. Belmont (11-17-02)	—
Minutes:	34 vs. Boston College (1-25-03)	26 vs. Northern Illinois (11-24)

Opp.	Min.	Total			3FG-FGA			FT-FTA			Off.	Rebounds			PF	A	TO	BLK	Stl.	Pts.
		FG-FGA	Pct.	Pct.	Pct.	Pct.	Pct.	Def.	Total	Pct.										
Northern Illinois*	26	2-7	.286	2-6	.333	0-0	0.0	0	0	0	0	0	0	3	0	2	3	0	6	
Mt. St. Mary's at Marquette																				
Central Michigan Indiana at DePaul																				
American Quinnipiac																				
Morehead State West Virginia at Villanova																				
at Pittsburgh Syracuse at Virginia Tech																				
Kentucky Miami at Rutgers																				
at Boston College Pittsburgh Connecticut																				
Seton Hall at Syracuse at Connecticut																				
Providence at UCLA Georgetown at St. John's																				

Cornette's Career Statistics

YEAR	G-S	MIN/AVG	FG-FGA			3-Point			FT-FTA			Rebounds			AST.	STL	BLK	PF-D	PTS/AVG
			PCT.	PCT.	PCT.	PCT.	PCT.	O	D	TOT	AVG.								
2001-02	31-6	443/14.3	36-82	.439	3-12	.250	10-21	.476	40	62	102	3.3	16	20	17	51-2	85/2.7		
BIG EAST	15-4	236/15.7	17-41	.415	3-9	.333	5-13	.385	22	39	61	4.1	10	10	7	25-1	42/2.8		
2002-03	34-21	658/19.4	42-92	.457	6-19	.316	13-23	.565	45	98	143	4.2	33	34	75	81-2	103/3.0		
BIG EAST	16-14	310/19.4	23-51	.451	4-10	.400	8-14	.571	29	44	73	4.6	12	17	31	39-1	58/3.6		
2003-04	1-1	26/26.0	2-7	.286	2-6	.333	0-0	.000	0	0	0	0.0	0	0	3	3-0	6/6.0		
BIG EAST	-	-	-	-	-	-	-	-	-	-	-	-	-	-	-	-	-		
TOTALS	66-28	1127/17.1	80-181	.442	11-37	.297	23-44	.523	85	160	245	3.7	49	54	95	135-4	194/2.9		
BIG EAST	31-18	546/17.6	40-92	.435	7-19	.368	13-27	.481	51	83	134	4.3	22	27	38	64-2	100/3.2		



Chris Thomas

1

6-1 • 185 • Junior • Guard • Indianapolis, IN/Pike

- Along with Torrian Jones, Tom Timmermans and Jordan Cornette, will serve as team captain
- Has started every game (68) during his Irish career
- Netted double figures in 56 of 68 career contests
- Has scored in double figures in 21 straight games dating back to last season
- Scored 20-plus points on 25 occasions and 30-plus points three times
- Dished off 10 or more assists in 14 contests
- Registered 11 double doubles
- Logged 40-plus minutes in 22 games

	Career Highs	2003-04 Season Highs
Points:	32 vs. Rutgers (2-6-02)	17 vs. Northern Illinois (11-24)
	vs. Miami (2-23-02)	
	vs. Marquette (12-2-02)	
Field Goals:	12 vs. Marquette (12-2-02)	5 vs. Northern Illinois (11-24)
Field Goals Attempted:	21 on three occasions	17 vs. Northern Illinois (11-24)
Field-Goal Pct:	.714 (10-14) vs. Rutgers (2-6-02)	.294 vs. Northern Illinois (11-24)
Three-Point Field Goals:	7 vs. Rutgers (2-6-02)	2 vs. Northern Illinois (11-24)
Three Field Goals Attempted:	11 on three occasions	7 vs. Northern Illinois (11-24)
Three-Point Field Goal Pct.:	.857 (6-7) vs. UT-Chattanooga (11-24-01)	.286 vs. Northern Illinois (11-24)
Free Throws:	14 vs. Georgetown (2-1-03)	5 vs. Northern Illinois (11-24)
Free Throws Attempted:	16 vs. Georgetown (2-1-03)	6 vs. Northern Illinois (11-24)
Free-Throw Percentage:	1.000 on 25 occasions	.833 vs. Northern Illinois (11-24)
Rebounds:	9 vs. Duke (3-16-02)	3 vs. Northern Illinois
	vs. Rutgers (3-1-03)	
Assists:	13 vs. Hawaii Pacific (11-23-01)	7 vs. Northern Illinois
	vs. Canisius (12-22-02)	
	vs. Virginia Tech (2-22-03)	
Blocked Shots:	2 vs. Seton Hall (1-26-02)	—
Steals:	11 vs. New Hampshire (11-16-01)	2 vs. Northern Illinois
Minutes:	60 vs. Georgetown (2-9-02)	38 vs. Northern Illinois

Opp.	Min.	Total FG-FGA	Pct.	3FG-FGA	Pct.	FT-FTA	Pct.	Off.	Def.	Total	PF	A	TO	BLK	Stl.	Pts.
Northern Illinois*	38	5-17	.294	2-7	.286	5-6	.833	1	2	3	2	7	2	0	2	17
Mt. St. Mary's at Marquette																
Central Michigan																
Indiana at DePaul																
American																
Quinnipiac																
Morehead State																
West Virginia																
at Villanova																
at Pittsburgh																
Syracuse																
at Virginia Tech																
Kentucky																
Miami																
at Rutgers																
at Boston College																
Pittsburgh																
Connecticut																
Seton Hall																
at Syracuse																
at Connecticut																
Providence																
at UCLA																
Georgetown																
at St. John's																

Thomas' Career Statistics																		
YEAR	G-S	MIN/AVG	FG-FGA	PCT.	3-Point			FT-FTA	PCT.	Rebounds				AST.	STL	BLK	PF-D	PTS/AVG
					FG-FGA	PCT.				O	D	TOT	AVG.					
2001-02	33-33	1255/38.0	160-413	.387	76-206	.369	120-135	.889	26	88	114	3.5	252	72	6	71-0	516/15.6	
BIG EAST	16-16	644/40.2	74-202	.366	32-105	.305	68-78	.872	12	46	58	3.6	130	32	6	32-0	248/15.5	
2002-03	34-34	1247/36.7	211-523	.403	80-208	.385	135-155	.871	34	101	135	4.0	236	62	8	80-1	637/18.7	
BIG EAST	16-16	610/38.1	102-262	.389	38-110	.345	73-86	.849	19	57	76	4.8	108	30	1	40-1	315/19.7	
2002-03	1-1	38/38.0	5-17	.294	2-7	.386	5-6	.833	1	2	3	3.0	7	2	0	2-0	17/17.0	
BIG EAST	-	-	-	-	-	-	-	-	-	-	-	-	-	-	-	-	-	
TOTALS	68-68	2540/37.4	376-953	.395	158-421	.375	260-296	.878	61	191	252	3.7	495	136	14	153-1	1170/17.2	
BIG EAST	32-32	1254/39.2	176-464	.379	70-215	.326	141-164	.860	31	103	134	4.2	238	62	7	72-1	563/17.6	



Rick Cornett

11

6-8 • 255 • Sophomore • Forward • Country Club Hills, IL/Homewood Christian Academy

- Played in 12 games during his rookie season
- Saw 10-plus minutes in two of those contests
- Saw action in the season opener against Northern Illinois

	<u>Career Highs</u>	<u>2003-03 Season Highs</u>
Points:	6 vs. Albany (11-30-02) vs. Canisius (12-22-02)	—
Field Goals:	3 vs. Albany (11-30-02)	—
Field Goals Attempted:	4 vs. Albany (11-30-02)	2 vs. Northern Illinois (11-24)
Field-Goal Pct:	.750 (3-4) vs. Albany (11-30-02)	—
Three-Point Field Goals:	—	—
Three Field Goals Attempted:	—	—
Three-Point Field Goal Pct.:	—	—
Free Throws:	2 on five occasions	—
Free Throws Attempted:	4 vs. Virginia Tech (2-22-02)	—
Free-Throw Percentage:	1.000 vs. on four occasions	—
Rebounds:	2 on five occasions	3 vs. Northern Illinois (11-24)
Assists:	1 on two occasions	—
Blocked Shots:	2 vs. Furman (11-25-02)	—
Steals:	—	—
Minutes:	12 vs. Canisius (12-22-02)	4 vs. Northern Illinois (11-24)

Opp.	Min.	Total		3FG-FGA	Pct.	FT-FTA	Pct.	Off.	Rebounds			PF	A	TO	BLK	Stl.	Pts.
		FG-FGA	Pct.						Def.	Total							
Northern Illinois	4	0-2	.000	0-0	.000	0-0	.000	1	2	3	0	0	0	0	0	0	0
Mt. St. Mary's at Marquette																	
Central Michigan																	
Indiana at DePaul																	
American																	
Quinnipiac																	
Morehead State																	
West Virginia at Villanova																	
at Pittsburgh																	
Syracuse																	
at Virginia Tech																	
Kentucky																	
Miami																	
at Rutgers																	
at Boston College																	
Pittsburgh																	
Connecticut																	
Seton Hall																	
at Syracuse																	
at Connecticut																	
Providence																	
at UCLA																	
Georgetown																	
at St. John's																	

Cornett's Career Statistics

YEAR	G-S	MIN/AVG	Total		3-Point		FT-FTA	PCT.	O	Rebounds			AST.	STL	BLK	PF-D	PTS/AVG
			FG-FGA	PCT.	FG-FGA	PCT.				D	TOT	AVG.					
2002-03	12-0	61/5.1	10-17	.588	0-0	.000	10-14	.714	2	11	13	1.1	2	0	3	7-0	30/2.5
BIG EAST	2-0	4/2.0	0-1	.000	0-0	.000	2-4	.500	1	0	1	0.5	0	0	0	0-0	2/1.0
2003-04	1-0	4/4.0	0-2	.000	0-0	.000	0-0	.000	1	2	3	3.0	0	0	0	0-0	0/0.0
BIG EAST	-	-	-	-	-	-	-	-	-	-	-	-	-	-	-	-	-
TOTALS	13-0	65/5.0	10-19	.526	0-0	.000	10-14	.714	3	13	16	1.2	2	0	3	7-0	30/2.3
BIG EAST	2-0	4/2.0	0-1	.000	0-0	.000	2-4	.500	1	0	1	0.5	0	0	0	0-0	2/1.0



Torin Francis

34

6-11 • 252 • Sophomore • Forward • Boston MA/Tabor Academy

- Scored 24 points, grabbed 19 rebounds and blocked five shots in season opener against Northern Illinois
- First freshman to grab 20 or more rebounds in a game
- Has started all 35 games during his career

- Registered 11 double doubles
- Has netted double figures in 20 games and scored 20-plus points on five occasions
- Has grabbed 10-plus boards in 13 contests

	Career	2003-04 Season Highs
Points:	25 vs. Arizona (3-27-03)	24 vs. Northern Illinois (11-24)
Field Goals:	10 vs. Arizona (3-27-03)	7 vs. Northern Illinois (11-24)
Field Goals Attempted:	13 vs. IUPUI (11-30-02) vs. St. John's (3-12-03)	12 vs. Northern Illinois (11-24)
Field-Goal Pct:	1.000 on two occasions	.583 vs. Northern Illinois (11-24)
Three-Point Field Goals:	1 vs. Arizona (3-27-03)	-
Three Field Goals Attempted:	1 vs. Arizona (3-27-03)	-
Three-Point Field Goal Pct.:	1.000 (1-1) vs. Arizona (3-27-03)	-
Free Throws:	11 vs. Syracuse (2-15-03)	10 vs. Northern Illinois (11-24)
Free Throws Attempted:	17 vs. Syracuse (2-15-03)	14 vs. Northern Illinois (11-24)
Free-Throw Percentage:	1.000 on three occasions	.714 vs. Northern Illinois (11-24)
Rebounds:	20 vs. Bucknell (11-22-03)	19 vs. Northern Illinois (11-24)
Assists:	4 vs. Virginia Tech (2-22-03)	-
Blocked Shots:	8 vs. Texas (12-8-02)	5 vs. Northern Illinois (11-24)
Steals:	3 vs. Seton Hall (1-12-03)	1 vs. Northern Illinois (11-24)
Minutes:	40 vs. Arizona (3-27-03)	36 vs. Northern Illinois (11-24)

Opp.	Min.	Total FG-FGA	Pct.	3FG-FGA	Pct.	FT-FTA	Pct.	Off.	Rebounds Def.	Total	PF	A	TO	BLK	Stl.	Pts.
Northern Illinois*	36	7-12	.583	0-0	.000	10-14	.714	6	13	19	2	0	3	5	1	24
Mt. St. Mary's at Marquette																
Central Michigan																
Indiana at DePaul																
American																
Quinnipiac																
Morehead State																
West Virginia at Villanova																
at Pittsburgh																
Syracuse at Virginia Tech																
Kentucky																
Miami at Rutgers																
at Boston College																
Pittsburgh																
Connecticut																
Seton Hall at Syracuse																
at Connecticut																
Providence at UCLA																
at Georgetown																
at St. John's																

Francis' Career Statistics

YEAR	G-S	MIN/AVG	FG-FGA	PCT.	3-Point			FT-FTA	PCT.	Rebounds			AST.	STL	BLK	PF-D	PTS/AVG
					FG-FGA	PCT.				O	D	TOT					
2002-03	34-34	974/28.6	126-252	.500	1-1	1.000	124-181	.685	96	188	284	8.4	34	16	60	64-0	377/11.1
BIG EAST	16-16	448/28.0	48-104	.462	0-0	.000	56-83	.675	34	71	105	6.6	19	7	23	29-0	152/9.5
2003-04	1-1	36/36.0	7-12	.583	0-0	.000	10-14	.714	6	13	19	19.0	0	1	5	2-0	24/24.0
BIG EAST	-	-	-	-	-	.000	-	-	-	-	-	-	-	-	-	-	-
TOTALS	35-35	1010/28.9	133-264	.504	0-0	.000	134-195	.687	102	201	303	8.4	34	17	65	66-0	401/11.5
BIG EAST	16-16	448/28.0	48-104	.462	0-0	.000	56-83	.675	34	71	105	6.6	19	7	23	29-0	152/9.5



Chris Quinn

2

6-2 • 188 • Sophomore • Guard • Dublin, OH/Dublin Coffman


- In first collegiate start, registered career-highs of 18 points, six steals and 33 minutes versus Northern Illinois
- Along with Torin Francis, was the only freshman to play in all 34 contests in 2002-03
- Has scored in double figures in three games

during his career

	Career Highs	2003-04 Season Highs
Points:	18 vs. Northern Illinois (11-24-03)	18 vs. Northern Illinois (11-24)
Field Goals:	7 vs. Northern Illinois (11-24-03)	7 vs. Northern Illinois (11-24)
Field Goals Attempted:	10 vs. Northern Illinois (11-24-03)	10 vs. Northern Illinois (11-24)
Field-Goal Pct.:	1.000 (2-2) vs. St. John's (3-12-03)	.700 (7-10) vs. Northern Illinois (11-24)
Three-Point Field Goals:	3 vs. Creighton (11-26-02) vs. Northern Illinois (11-24-03)	3 vs. Northern Illinois (11-24)
Three Field Goals Attempted:	6 vs. Pittsburgh (1-6-03)	5 vs. Northern Illinois (11-24)
Three-Point Field Goal Pct.:	1.000 on five occasions	.600 (3-5) vs. Northern Illinois (11-24)
Free Throws:	3 vs. Maryland (12-7-02) vs. DePaul (12-14-02)	1 vs. Northern Illinois (11-24)
Free Throws Attempted:	4 vs. Maryland (12-7-02) vs. DePaul (12-14-02)	2 vs. Northern Illinois (11-24)
Free-Throw Percentage:	1.000 on five occasions	.500 vs. Northern Illinois (11-24)
Rebounds:	6 vs. Valparaiso (1-4-03)	5 vs. Northern Illinois (11-24)
Assists:	6 vs. Georgetown (3-8-03)	2 vs. Northern Illinois (11-24)
Blocked Shots:	1 on three occasions	-
Steals:	6 vs. Northern Illinois (11-24-03)	6 vs. Northern Illinois (11-24)
Minutes:	33 vs. Northern Illinois (11-24-03)	33 vs. Northern Illinois (11-24)

Opp.	Min.	Total			3FG-FGA	Pct.	FT-FTA	Pct.	Off.	Rebounds			PF	A	TO	BLK	Stl.	Pts.
		FG-FGA	Pct.	FT-FTA						Def.	Total							
Northern Illinois*	33	7-10	.700	3-5	.600	1-2	.500	1	4	5	0	2	1	0	0	6	18	
Mt. St. Mary's at Marquette																		
Central Michigan																		
Indiana																		
at DePaul																		
American																		
Quinnipiac																		
Morehead State																		
West Virginia																		
at Villanova																		
at Pittsburgh																		
Syracuse																		
at Virginia Tech																		
Kentucky																		
Miami																		
at Rutgers																		
at Boston College																		
Pittsburgh																		
Connecticut																		
Seton Hall																		
at Syracuse																		
at Connecticut																		
Providence																		
at UCLA																		
Georgetown																		
at St. John's																		

YEAR	G-S	MIN/AVG	FG-FGA		PCT.	3-Point		FT-FTA	PCT.	Rebounds			AVG.	AST.	STL	BLK	PF-D	PTS/AVG
			FG-FGA	PCT.		FG-FGA	PCT.			O	D	TOT						
2002-03	34-0	521/15.3	43-90	.478	29-66	.439	16-20	.800	18	35	53	1.6	51	28	3	40-0	131/3.9	
BIG EAST	16-0	210/13.1	15-33	.455	10-25	.400	8-10	.800	13	7	20	1.3	22	12	1	15-0	48/3.0	
2003-04	1-1	33/33.0	7-10	.700	3-5	.600	1-2	.500	1	2	3	3.0	2	6	0	0-0	18/18.0	
BIG EAST	-	-	-	-	-	-	-	-	-	-	-	-	-	-	-	-	-	
TOTALS	35-1	554/15.8	50-100	.500	32-71	.451	17-22	.772	19	37	56	1.6	53	34	3	40-0	149/4.3	
BIG EAST	16-0	210/12.1	15-33	.455	10-25	.400	8-10	.800	13	7	20	1.3	22	12	1	15-0	48/3.0	



Russell Carter

43


6-4 • 210 • Freshman • Guard • Paulsboro, NJ/Paulsboro

Career and 2003-04 Season Highs	
Points:	—
Field Goals:	—
Field Goals Attempted:	—
Field-Goal Pct:	—
Three-Point Field Goals:	—
Three Field Goals Attempted:	—
Three-Point Field Goal Pct.:	—
Free Throws:	—
Free Throws Attempted:	—
Free-Throw Percentage:	—
Rebounds:	—
Assists:	—
Blocked Shots:	—
Steals:	—
Minutes:	—

Opp.	Min.	Total		Pct.	3FG-FGA		Pct.	FT-FTA		Pct.	Off.	Rebounds		PF	A	TO	BLK	Stl.	Pts.
		FG-FGA	Pct.		Def.	Total													
Northern Illinois	DNP																		
Mt. St. Mary's																			
at Marquette																			
Central Michigan																			
Indiana																			
at DePaul																			
American																			
Quinnipiac																			
Morehead State																			
West Virginia																			
at Villanova																			
at Pittsburgh																			
Syracuse																			
at Virginia Tech																			
Kentucky																			
Miami																			
at Rutgers																			
at Boston College																			
Pittsburgh																			
Connecticut																			
Seton Hall																			
at Syracuse																			
at Connecticut																			
Providence																			
at UCLA																			
Georgetown																			
at St. John's																			

Carter's Career Statistics

YEAR	G-S	MIN/AVG	FG-FGA		PCT.	3-Point		FT-FTA	PCT.	O	Rebounds		AST.	STL	BLK	PF-D	PTS/AVG
			PCT.	FG-FGA		PCT.	D				TOT						
2003-04																	
BIG EAST																	
TOTALS																	
BIG EAST																	



Colin Falls

15

6-4 • 200 • Freshman • Guard • Park Ridge, IL/Loyola Academy

• Only Irish freshman to play in the season opener against Northern Illinois as he played 18 minutes

	Career and 2003-04 Season Highs
Points:	1 vs. Northern Illinois (11-24)
Field Goals:	—
Field Goals Attempted:	4 vs. Northern Illinois (11-24)
Field-Goal Pct:	—
Three-Point Field Goals:	—
Three Field Goals Attempted:	3 vs. Northern Illinois (11-24)
Three-Point Field Goal Pct.:	—
Free Throws:	1 vs. Northern Illinois (11-24)
Free Throws Attempted:	2 vs. Northern Illinois (11-24)
Free-Throw Percentage:	.500 vs. Northern Illinois (11-24)
Rebounds:	1 vs. Northern Illinois (11-24)
Assists:	2 vs. Northern Illinois (11-24)
Blocked Shots:	—
Steals:	—
Minutes:	—

Opp.	Min.	Total		3FG-FGA	Pct.	FT-FTA	Pct.	Off.	Rebounds		PF	A	TO	BLK	Stl.	Pts.
		FG-FGA	Pct.						Def.	Total						
Northern Illinois	18	0-4	.000	0-3	.000	1-2	.500	0	1	1	1	2	0	0	0	1
Mt. St. Mary's																
at Marquette																
Central Michigan																
Indiana																
at DePaul																
American																
Quinnipiac																
Morehead State																
West Virginia																
at Villanova																
at Pittsburgh																
Syracuse																
at Virginia Tech																
Kentucky																
Miami																
at Rutgers																
at Boston College																
Pittsburgh																
Connecticut																
Seton Hall																
at Syracuse																
at Connecticut																
Providence																
at UCLA																
Georgetown																
at St. John's																

Falls' Career Statistics																		
YEAR	G-S	MIN/AVG	FG-FGA		PCT.	3-Point		FT-FTA	PCT.	O	Rebounds			AST.	STL	BLK	PF-D	PTS/AVG
			FG-FGA	PCT.		FG-FGA	PCT.				D	TOT	AVG.					
2003-04	1-0	18/18.0	0-4	.000		0-3	.000	1-2	.500	0	1	1	1.0	2	0	0	1-0	1/1.0
BIG EAST	-	-	-	-	-	-	-	-	-	-	-	-	-	-	-	-	-	-
TOTALS	1-0	18/18.0	0-4	.000		0-3	.000	1-2	.500	0	1	1	1.0	2	0	0	1-0	1/1.0
BIG EAST	-	-	-	-	-	-	-	-	-	-	-	-	-	-	-	-	-	-



Omari Isreal

5

6-8 • 232 • Freshman • Forward • Rockville, MD/Our Lady of Good Counsel

	Career and 2003-04 Season Highs
Points:	—
Field Goals:	—
Field Goals Attempted:	—
Field-Goal Pct:	—
Three-Point Field Goals:	—
Three Field Goals Attempted:	—
Three-Point Field Goal Pct.:	—
Free Throws:	—
Free Throws Attempted:	—
Free-Throw Percentage:	—
Rebounds:	—
Assists:	—
Blocked Shots:	—
Steals:	—
Minutes:	—

Opp.	Min.	Total			Rebounds			PF	A	TO	BLK	Stl.	Pts.
		FG-FGA	Pct.	3FG-FGA	Pct.	FT-FTA	Pct.						
Northern Illinois	DNP												
Mt. St. Mary's													
at Marquette													
Central Michigan													
Indiana													
at DePaul													
American													
Quinnipiac													
Morehead State													
West Virginia													
at Villanova													
at Pittsburgh													
Syracuse													
at Virginia Tech													
Kentucky													
Miami													
at Rutgers													
at Boston College													
Pittsburgh													
Connecticut													
Seton Hall													
at Syracuse													
at Connecticut													
Providence													
at UCLA													
Georgetown													
at St. John's													

Isreal's Career Statistics

YEAR	G-S	MIN/AVG	3-Point			Rebounds			O	D	TOT	AVG.	AST.	STL	BLK	PF-D	PTS/AVG
			FG-FGA	PCT.	FG-FGA	PCT.	FT-FTA	PCT.									
2003-04																	
BIG EAST																	
TOTALS																	
BIG EAST																	