

# 2005-06 NOTRE DAME MEN'S BASKETBALL



Notre Dame Fighting Irish (10-8, 1-6)

vs.

(11/11) West Virginia Mountaineers (15-4, 6-0)



Wednesday, February 1, 2006 • 7:00 p.m. (EST)

WVU Coliseum (14,400) • Morgantown, W. Va.

## 2005-06 Notre Dame Men's Basketball (10-8, 1-6)

### NOVEMBER

3	Thur.	LEWIS (Exhibition)	W, 59-40
11	Fri.	QUINCY (Exhibition)	W, 80-53
20	Sun.	LAFAYETTE	W, 84-66
22	Tue.	HOFSTRA	W, 69-50
26	Sat.	vs. North Carolina State!	L, 48-61

### DECEMBER

3	Sat.	MICHIGAN (ESPN2)	L, 67-71
7	Wed.	at Alabama (22/19) (ESPN)	W, 78-71
10	Sat.	FLORIDA INTERNATIONAL	W, 81-47
18	Sun.	at IPFW	W, 65-63
21	Wed.	NIAGARA	W, 80-59
23	Fri.	COLUMBIA	W, 75-68
28	Wed.	FORDHAM	W, 85-49
30	Fri.	WOFFORD	W, 74-71

### JANUARY

4	Wed.	at Pittsburgh * (22/20)	L, 97-100 (2OT)
7	Sat.	at DePaul *	L, 67-73
11	Wed.	SYRACUSE * (-/24) (ESPN2)	L, 82-88
14	Sat.	PROVIDENCE * (ESPNU)	W, 92-77
20	Fri.	at Marquette * (ESPNU)	L, 65-67
24	Tue.	GEORGETOWN * (21/-) (ESPNU)	L, 82-85 (2OT)
28	Sat.	VILLANOVA * (6/6) (ESPN2)	L, 70-72

### FEBRUARY

1	Wed.	at West Virginia * (ESPN)	7:00 p.m. (EST)
4	Sat.	at Louisville * (ESPN)	12:00 p.m. (EST)
8	Wed.	RUTGERS * (ESPN Classic)	7:30 p.m. (EST)
15	Wed.	SOUTH FLORIDA *	7:30 p.m. (EST)
18	Sat.	at Seton Hall *	7:30 p.m. (EST)
21	Tue.	at Connecticut *	7:00 p.m. (EST)
25	Sat.	MARQUETTE * (ESPNU)	6:00 p.m. (EST)

### MARCH

1	Wed.	at Providence * (ESPN)	7:30 p.m. (EST)
4	Sat.	DEPAUL * (ESPN)	4:00 p.m. (EST)
8-11	Wed.-Sat.	BIG EAST Championship (Madison Square Garden)	TBA
16-19	Thur.-Sun.	NCAA First and Second Rounds	
23-26	Thur.-Sun.	NCAA Regional	

### APRIL

1 & 3	Sat. & Mon.	NCAA Final Four (RCA Dome - Indianapolis, Ind.)	7:30 p.m. (EST)
-------	-------------	--	-----------------

\* - indicates BIG EAST game

! - John R. Wooden Tradition (Conseco Fieldhouse - Indianapolis, Ind.)

( ) - indicates Associated Press and ESPN/USA Today rankings at time of game

## Broadcast Information

**Television:** ESPN — Dave Pasch (play-by-play analyst) and Len Elmore

**Radio:** Jack Lorri (play-by-play) and Jack Nolan (color analyst).

Notre Dame Sports Properties originates the Notre Dame Radio Network which includes: ESPN Radio in Chicago (Chicagoland area and Midwest); WZOW 97.7 FM and 102.3 FM in South Bend, Ind.; ESPN 950 AM in Indianapolis, Ind.; WGL 1250 AM in Fort Wayne, Ind. and Northeast, Ind.; WLUV 96.7 AM in Rockford and DeKalb, Ill. and Beloit and Janesville, Wis.; WEFM 95.9 FM in Michigan City and Gary, Ind.; ESPN (WRSW) 1480 AM in Warsaw, Ind.; WAMW 107.9 FM and 1580 AM in Washington, Ind.; and [www.und.com](http://www.und.com).

**Real-Time Stats:** Live in-game statistics are available for all home games, via the Notre Dame athletic website ([www.und.com](http://www.und.com)).

## Tonight's Game:

Notre Dame plays its third consecutive ranked opponent in tonight's matchup against West Virginia and will be looking to snap a three-game losing streak ... Under sixth-year head coach Mike Brey, no Irish team has ever lost four straight contests ... The Irish are 1-4 versus ranked foes this season ... It's lone win was a 78-71 victory at Alabama (ranked 22nd in the Associated Press and 19th in the ESPN/USA Today rankings at the time of the game) ... Notre Dame has not faced three consecutive ranked opponents since last season when it faced four straight ranked foes ... Notre Dame's sixth BIG EAST loss of the season (a 72-70 decision to Villanova) was another down-to-the-wire decision as the Wildcats tipped in the game-winning basket with under two seconds to play in the contest .... The six BIG EAST losses for the Irish have been by a combined 22 points (3.7 points per game), while the eight losses have totalled 39 points (4.9 points) ... Notre Dame has been involved in seven contests that have been decided by five points or less, while four games have been decided by six to 10 points ... Notre Dame is 2-5 in games decided by five points or less and 2-2 in games where the outcome is six to 10 points ... The Irish have won the last 11 meetings against the Mountaineers ... The 11-game win streak is tied for the longest current win streak of one BIG EAST team over another (Connecticut also has an 11-game win streak over Georgetown) ... Mike Brey is 9-0 all-time versus West Virginia ... Notre Dame's last loss against the Mountaineers was in Morgantown (85-80) on February 14, 1999 ... Irish teams are 8-5 all-time in games played in Morgantown ... Following tonight's game against the Mountaineers, Notre Dame will travel to Louisville on Sat., Feb. 4

## Always In It:

Notre Dame's eight losses this season have been by a combined 39 points for an average of 4.9 points per game ... The only double-digit loss was to North Carolina State (61-47) ... The six BIG EAST losses are by a combined 22 points (3.7).

## Bustin' Out:

Notre Dame topped the 90-point mark for the second time in a BIG EAST game this season in its win over Providence on Jan. 14 ... The 52 points scored in the first half were the most-ever by an Irish team in the first half of a BIG EAST contest ... Notre Dame shot 56.9 percent from the field (its third game this season shooting better than 50 per-

## TONIGHT'S PROBABLE STARTING LINEUP

No.	Player	Pos	Ht.	Wt.	Yr.	2005-06 Statistics		
						PPG.	RPG	Notes
31	Rob Kurz	F	6-9	238	So.	6.6	4.6	Had fourth double-digit scoring effort of the season with 14 pts. vs. Georgetown
34	Torin Francis	F	6-11	252	Sr.	12.2	9.3	Played in his 100th career game vs. Georgetown on Jan. 24
2	Chris Quinn	G	6-2	185	Sr.	17.6	4.1	Registered first career double-double against Georgetown — 26 points, 10 assists
15	Colin Falls	G	6-5	204	Jr.	13.7	2.3	Three 20-plus outings in last six games, while averaging 16.9 in league play
43	Russell Carter	G	6-4	223	Jr.	9.2	4.4	Scored in double figures in 10 games and started 16 contests

### OFF THE BENCH

No.	Player	Pos	Ht.	Wt.	Yr.	2005-06 Statistics		
						PPG.	RPG	Notes
11	Rick Cornett	F	6-9	244	Sr.	4.7	3.1	Played a season-high 22 minutes against Hoyas and had 5 points and five rebounds
23	Kyle McAlarney	G	6-1	200	Fr.	7.1	1.6	Has started three games and scored in double figures in six contests
24	Chris Murphy	G	6-7	216	Sr.	0.5	0.5	Second-year walk-on scored first career points vs. Fordham
33	Zach Hillesland	G	6-9	226	Fr.	0.7	0.3	Was not on the bench for the Villanova game because of back spasms
35	Kieran Piller	G	6-2	190	Jr.	0.7	0.0	First-year walk-on sank two free throws against Fordham
40	Luke Zeller	F/C	6-11	240	Fr.	4.6	4.3	Scored in double figures and grabbed nine rebounds in three games
42	Ryan Ayers	G/F	6-8	203	Fr.	0.6	0.6	Has played in 12 games and is averaging 6.8 minutes per game

### Tonight's Storylines ....

... Notre Dame will be looking to avoid its first four-game losing streak under Mike Brey when it takes the court against West Virginia ... As the Irish head coach, Brey is 9-0 all-time versus the Mountaineers.

... Notre Dame's matchup with a ranked opponent on the road for the third time this season ... It's two previous road outings against ranked foes in 2005-06 have been at Alabama and Pittsburgh.

... After recording his first career double-double against Georgetown (26 points and 10 assists), Chris Quinn nearly pulled off a triple double with 18 points, nine rebounds and eight assists against Villanova ... Quinn has scored in double figures in all but one game this season and netted 20-plus points in four contests.

### ESPN/USA Today (Week of Jan. 30)

		LW
1.	<b>Connecticut</b>	1
2.	Duke	2
3.	Memphis	3
4.	<b>Villanova</b>	6
5.	Gonzaga	7
6.	Illinois	7
7.	Florida	4
8.	Texas	5
9.	<b>Pittsburgh</b>	10
10.	George Washington	15
11.	<b>West Virginia</b>	13
12.	Michigan State	12
13.	UCLA	17
14.	Boston College	18
15.	Washington	9
16.	Tennessee	20
17.	North Carolina St.	14
18.	Oklahoma	22
19.	Ohio State	16
20.	<b>Michigan</b>	NR
21.	Indiana	11
22.	<b>Georgetown</b>	NR
23.	Maryland	19
24.	Northern Iowa	NR
25.	Colorado	NR

bold indicates games against 2005-06 opponents

cent) and 61.9 percent from three-point range as the Irish connected on 13-21 from beyond the arc ... It marked the best-ever three-point shooting percentage by a Notre Dame team in a BIG EAST game.

### Free Falls-ing:

Colin Falls has scored in double figures in 12 games this season and netted 20-plus points in three of the last six contests and leads the team with four 20-point outings this season ... In the last five games (vs. DePaul, Syracuse, Providence Marquette, Georgetown and Villanova), he is averaging 18.2 points and is shooting 49.3 percent (33-67) and 48.3 percent (28-58) from three-point range ... His 109 points over the last six games is his highest six-game point total in consecutive outings during his career.

### Beyond The Arc:

Since the start of BIG EAST play, Notre Dame has averaged 10.9 three-pointers per game ... The Irish had a season-high in the league opener against Pittsburgh and has made 10-plus threes in four of the last seven games ... Overall, the Irish are averaging 9.2 three-pointers per game and rank sixth nationally in that category.

### Quinn Feeling Generous:

Senior co-captain Chris Quinn has been on a scoring tear of late, averaging 20.0 points per game (200 points) over his last 10 outings, but he has been just as adept at helping his teammates find scoring opportunities ... Over that same eight-game stretch, Quinn is averaging 7.8 assists (78 assists) and ranks fourth nationally in that category.

### Thirty Something:

Chris Quinn's 31-point outing against Providence was his second 30-point plus performance in the last four games ... The last Notre Dame player to have multiple 30-point performances in a season was Chris Thomas during the 2003-04 as he also registered two outings with 30 or more points that season — 31 vs. Connecticut and 39 vs. St. Louis.

### Backcourt Prowess:

Notre Dame's backcourt of Chris Quinn, Colin Falls and Kyle McAlarney had its most productive outing of the season in the win over Providence on Jan. 14 ... The trio combined for 67 of the team's 92 points and shot a combined 23-32 (.718) from the field and 13-19 (.684) from three-point range ... Quinn was 11-14 overall and 5-7 from beyond the arc, while Falls connected on 8-12 and 5-9 from three-point range ... McAlarney was 4-6 from the field and 3-3 from the three-point stripe.

### Like A Lighting Rod:

All 12 of Kyle McAlarney's points against Providence came in the first half ... In fact, he scored Notre Dame's final nine points of the first half

(all from three-point range) in a span of 1:30 that enabled the Irish to hold a 52-40 halftime advantage.

**Comeback Kids:**

Despite a 1-5 BIG EAST record, Notre Dame has made comeback in several contests and put themselves in position to win the game ...

• **at Pittsburgh (1/4):** Notre Dame trails the Panthers by nine with 47 seconds to play in regulation and stages a furious comeback, outscoring Pittsburgh 13-4 ... Notre Dame ties the score (77-77) with 14 seconds to play on Colin Falls' three-pointer... In the first overtime, Pittsburgh leads by seven with 1:08 to play, but the Irish outscore the Panthers 10-3 down the stretch ... Chris Quinn scores Notre Dame's final five points, including a game-tying layup with five seconds left in the first overtime session ... In the second overtime, the Irish take a three-point lead (97-94) with 2:20 to play, but are held scoreless down the stretch.

• **at DePaul (1/7):** Notre Dame trails by 17 less than nine minutes into the contest and trail by 10 (37-27) at the break ... Notre Dame erases the halftime deficit with three three-pointers by Colin Falls and a basket by Torin Francis to cut the deficit to one ... Notre Dame ties the game with 10:54 remaining, but is never able to take the lead.

• **vs. Syracuse (1/7):** Syracuse opens up an 11-point lead (68-57) in the second half with 8:32 to play, but the Irish pull to within two (73-71) with 5:33 remaining, Syracuse opens up a seven-point lead with 1:46 left to play ... The Irish close to within three with 45 seconds, but could get no closer.

• **at Marquette (1/20):** Notre Dame opens up an 11-point lead (30-19) with 5:01 remaining in the first half, but the Golden Eagles pull to within three (33-30) at the break ... Marquette takes the lead 44-43 with 13:38 remaining and has a six-point advantage (54-48) with 9:29 to play ... Notre Dame leads by three (59-56) with 7:09 to play and owns a two-point advantage (65-63) with 2:46, but the Irish are held scoreless down the stretch and the Golden Eagles pull out the victory on Steve Novak's jumper with one second remaining.

• **vs. Georgetown (1/24):** The Irish fall behind by as many as 15 in the first half and trail (36-28) at intermission ... The Hoyas hold a seven-point lead (63-56) with 3:13 remaining, but the Irish pull to within two (67-65) with nine seconds left ... Georgetown converts one of two free-throw attempts to lead by four with eight seconds left in regulation ... With one second remaining, Colin Falls nails a three-pointer and is fouled and converts the free throw to send the game into overtime ... In the first overtime session, Georgetown jumps out to a three-point advantage, but Rick Cornett's dunk with 40 seconds remaining knots

**Associated Press  
(Week of Jan. 30)**

		LW
1.	<b>Connecticut</b>	1
2.	Duke	2
3.	Memphis	3
4.	<b>Villanova</b>	6
5.	Gonzaga	7
6.	Illinois	8
7.	Texas	4
8.	Florida	5
9.	<b>Pittsburgh</b>	12
10.	George Washington	14
11.	<b>West Virginia</b>	9
12.	Michigan State	11
13.	Tennessee	19
14.	UCLA	17
15.	Boston College	20
16.	Washington	10
17.	<b>Georgetown</b>	21
18.	North Carolina St.	15
19.	Oklahoma	24
20.	Ohio State	16
21.	<b>Michigan</b>	NR
22.	Indiana	13
23.	Iowa	NR
24.	LSU	NR
25.	Northern Iowa	NR

bold indicates games against 2005-06 opponents

**BIG EAST Bites ....**

**BIG EAST ROAD RECORDS IN LEAGUE PLAY  
SINCE 2000-01\***

Team	Record
Pittsburgh	26-17 (.605)
Connecticut	25-19 (.568)
Syracuse	24-20 (.545)
<b>NOTRE DAME</b>	<b>21-22 (.488)</b>
Villanova	21-24 (.467)
Georgetown	19-25 (.432)
Providence	18-27 (.400)
West Virginia	14-30 (.318)
Seton Hall	12-31 (.279)
St. John's	9-34 (.209)
Rutgers	4-38 (.095)

\*does not include Cincinnati, DePaul, Louisville, Marquette and South Florida

**IRISH ONE OF BIG EAST'S BEST DURING  
LAST FIVE SEASONS**

Since Mike Brey's arrival, Notre Dame owns one of the BIG EAST's best regular-season records.

	Record
Pittsburgh	62-25 (.713)
Connecticut	62-25 (.713)
Syracuse	57-30 (.655)
<b>NOTRE DAME</b>	<b>50-37 (.575)</b>
Villanova	47-41 (.534)
Providence	42-45 (.483)
Georgetown	42-45 (.483)
Seton Hall	37-49 (.430)
West Virginia	34-52 (.395)
St. John's	31-56 (.356)
Rutgers	27-60 (.310)

the game at 76-76 — the third tie in overtime ... Chris Quinn misses a layup at the buzzer as the teams head into overtime ... Georgetown scores the first three points of overtime and go on to earn a three-point victory.

• **vs. Villanova (1/28):** Notre Dame starts off strong and opens up a seven-point advantage with 5:18 to play in the first half, before Villanova closes out the final five minutes with an 18-10 run to take a 35-34 halftime lead ... The Wildcats outscore Notre Dame 24-8 in the first nine minutes of the second half and hold a 17-point advantage (59-42) with 10:42 to play ... Notre Dame holds Villanova scoreless for more than five minutes and cut the deficit to 11 points (61-50) with 7:08 to play ... Notre Dame then goes on a 16-2 run and take the lead 66-63 with 1:38 to play ... Villanova cuts the lead to one on two free throws, but two free throws by Russell Carter gives the Irish a 68-65 advantage with 1:03 to play ... The Wildcats take the 69-68 after two free throws from Randy Foye and a layup by Allan Ray ... Torin Francis knows the game at 70-70 on a layup with 13 seconds, but Kyle Lowry's tip-in with less than two seconds gives Villanova the victory.

**A 'Quinn'essential Performance:**

Senior co-captain Chris Quinn's career-high 37 points against Pittsburgh in Notre Dame's double-overtime nailbiter on Jan. 4 was a single-game record for the Petersen Events Center (the Panthers' home arena) ... From the 4:02 mark of the first half — when the Irish were down 64-55 — Quinn scored 19 straight Notre Dame points to bring them within three, 77-74, with 14 seconds left in regulation and then picked up the assist on Colin Falls' game-tying three-point field goal in regulation ... On top of those gaudy scoring numbers, Quinn also tied a career-high by dishing out nine assists and chipped in six rebounds. Quinn also set personal bests in field goals (12), field goals attempted (23) and minutes played (49) in the contest ... The 37 points also was a Petersen Events Center single-game record ... The point total matched Pat Garrity's 37-point performance against Seton Hall on Jan. 17, 1998 and Troy Murphy's 37-point effort against Rutgers on Jan. 6, 2001 as the most points scored by an Irish player in a BIG EAST game ... It also was the first 30-point plus effort by a Notre Dame player since Chris

Thomas scored 39 points against Saint Louis in the second round of the NIT on March 22, 2004.

### Opponents Take Notice:

Freshman Kyle McAlarney has scored double figures in five of the last 10 games ... The Irish rookie has played in all 18 contests and made three starts ... He earned his first career start against IPFW when Chris Quinn missed the contest due to an ankle injury and was in the starting lineups against Marquette and Georgetown ... McAlarney is the fifth-leading scorer, averaging 7.1 points (best among players coming off the bench) and shooting 47.0 percent from the field ... McAlarney had scored in double-figures in four straight games before the Pittsburgh contest on Jan. 4 ... The last freshman to have four consecutive double-figure scoring outings was Chris Thomas in 2001-02 when he had streaks of nine and seven straight games in double figures ... McAlarney has averaged 8.7 points (79 points) and 2.4 assists (22 assists) in the last nine games and is shooting 25-45 from the field (.556) and is 18-34 (.529) from three-point range.

### Points Are Plenty:

Notre Dame has topped the 80-point mark seven times in 18 games this season and scored 90-plus points on two occasions ... The Irish are averaging 79.3 points in BIG EAST play ... Their 85-49 (36 points) victory over Fordham was their largest of the season ... Last year, Notre Dame reached the 80-point plateau only once — an 88-73 win over Marist on Dec. 22, 2004 ... The last time the Irish scored 80 or more points at least four times in one season was 2003-04, when they accomplished the feat six times but didn't collect their fourth 80-point outing until their 20th game ... The last team to score 80-plus points in four games faster than this year's Notre Dame team was the 2002-03 Irish squad, who only needed nine games to reach the mark ... The 36-point margin of victory against Fordham on Dec. 28 was the largest for an Irish team since a 44-point win against IUPUI on Nov. 18, 2002.

### Close Calls:

Through the first 18 games into the season, Notre Dame has already played in 11 games that have been decided by seven or fewer points ... The Irish are 4-7 in those contests, with the losses coming against Michigan 71-67 on Dec. 3, at Pittsburgh 100-97 in double overtime on Jan. 4, at DePaul on Jan. 7 (73-67), at home against Syracuse (88-82) on Jan. 11, on the road at Marquette (67-65) on Jan. 20 and at home against Georgetown (85-82) on Jan. 24 ... Notre Dame was involved in 15 games last season that were decided by seven points or less ... The Irish finished with a 9-6 record in those contests.

### Francis Ranks Among Best In Double-Doubles:

Senior co-captain Torin Francis' 28 career double-doubles rank him 10th in school history ... While LaPhonso Ellis' record of 54 double-doubles may be out of reach, Francis is within striking distance of some of Notre Dame's greatest players as he continues to climb the list:

1. LaPhonso Ellis	54
2. Bob Whitmore	47
3. Walt Sahn	46
4. Bob Arnzen	45
Troy Murphy	45
6. Collis Jones	43
7. Adrian Dantley	39
8. Ron Reed	34
9. Ryan Humphrey	31
10. Torin Francis	28
11. Tom Hawkins	26*
12. Keith Robinson	22
13. Austin Carr	21
Pat Garrity	21
15. Sid Catlett	15

\*Rebound statistics were not kept in 1956-57, Hawkins' first year of competition.

### Rookie Ball:

With Chris Quinn out of the lineup against IPFW due to an injury, freshman Kyle McAlarney started at point guard for the Irish ... Also in the starting lineup was another first-year player, Luke Zeller ... Zeller

### **Series Record vs. West Virginia**

**Notre Dame leads 22-7**

**Home: 13-2, Away: 8-5, Neutral: 1-0**

Date	Site	Result	Score
12-21-69	Notre Dame, IN	W	84-80
2-21-70	Notre Dame, IN	W	114-78
2-20-71	Morgantown, WV	W	107-98
2-3-72	Notre Dame, IN	L	87-97
2-22-73	Morgantown, WV	W	92-73
2-23-74	Notre Dame, IN	W	108-80
2-14-76	Notre Dame, IN	W	97-77
2-19-77	Morgantown, WV	L	68-81
1-25-78	Notre Dame, IN	W	103-82
2-17-79	Morgantown, WV	W	70-54
1-17-87	Notre Dame, IN	L	55-57
1-15-91	Notre Dame, IN	W	84-70
1-13-92	Morgantown, WV	L	67-87
1-27-96	Morgantown, WV	L	59-69
1-25-97	Morgantown, WV	L	66-67
2-11-97	Notre Dame, IN	W	90-76
1-15-98	Morgantown, WV	W	74-72
2-14-99	Morgantown, WV	L	80-85
2-21-99	Notre Dame, IN	W	71-69
2-2-00	Notre Dame, IN	W	79-65
1-21-01	Notre Dame, IN	W	78-61
2-11-01	Morgantown, WV	W	69-66
1-9-02	Morgantown, WV	W	67-64
2-20-02	Notre Dame, IN	W	89-76
1-29-03	Notre Dame, IN	W	88-69
2-18-03	Morgantown, WV	W	56-55
1-7-04	Notre Dame, IN	W	63-52
3-10-04	New York, NY &	W	65-64
1-26-06	Morgantown, WV	W	70-57

&-BIG EAST Tournament

Scoring	Total	Average
Notre Dame	2300	79.3
West Virginia	2081	71.7

**Current Win Streak:** Notre Dame, 11 games

**Brey vs. West Virginia:** 9-0

**ND Biggest Win:** 36 (114-78 on 2-21-70)

**WVU Biggest Win:** 20 (87-67 on 2-3-72)

**ND Biggest Win Streak:** 11 (from 1999-2005)

**WVU Biggest Win Streak:** 3 (from 1992-97)

has been in the starting rotation for the last four games since earning his first career start against Alabama ... The last time two freshmen were in the starting lineup in the same game was during the 2001-02 campaign when Chris Thomas and Jordan Cornette made starts together six different times throughout the season.

### Series Record vs. West Virginia:

Notre Dame leads the all-time series 22-7 and is 5-3 in games played in Morgantown ... The Irish have won 11 straight over the Mountaineers and own a 13-3 record against West Virginia in BIG EAST games (both during the regular-season and in tournament games) ... The last time Notre Dame lost to the Mountaineers was on February 14, 1999 (85-80) in Morgantown ... The Irish have been victorious in their last four trips to WVU Coliseum ... Prior to last year's 13-point win, Notre Dame's three previous wins were by a total of seven points.

### Double Delight:

In the win over IPFW, Notre Dame had two players register double-doubles in the same game ... Torin Francis recorded his third double-double of the season with 24 points and 11 rebounds, while teammate Russell Carter earned his first career double-double with an 11-point and 14-rebound effort ... The 14 boards were a career high for Carter ... Ironically, the last time two Irish players posted double-doubles in the same game was against the Mastodons in a 73-45 victory on Nov. 23, 2004 ... In the contest, Chris Thomas finished with 10 points and 11 assists, while Dennis Latimore had 12 points and 11 rebounds ... Against Syracuse on Wednesday night, Francis again recorded a double-double

with 13 points and 10 rebounds, while Colin Falls registered his first career double-double as he netted 18 points and handed out a career-high 10 assists.

### **Francis Collects 800th Rebound:**

With his nine rebounds against Pittsburgh on Jan. 4, Torin Francis became just the 11th player in Notre Dame history to grab 800 rebounds ... Francis stands 10th on the all-time Irish rebounding charts ... He currently has 853 career boards in 101 games.

### **Double The Pleasure:**

Torin Francis' 22 points and 13 rebounds against Michigan marked his second straight double-double following a 13-point and 11-rebound effort against North Carolina State ... It also marked the third time in four games that he had grabbed 10-plus rebounds (he also had 14 in the season opener against Lafayette) ... Francis only recorded back-to-back double-doubles once last season — 16 pts./10 rebs. vs. Pittsburgh and 21 pts./13 rebs. vs. Rutgers ... He nearly had a double-double against Alabama finishing with 14 points and nine rebounds ... His third double-double of the season came against IPFW as he netted a season-high 24 points (one off of his career high) and grabbed 11 rebounds ... He registered his fourth of the season in Notre Dame's win over Wofford as he scored 12 points and grabbed 11 boards and had his fifth against Syracuse with 13 points and 10 rebounds ... Francis has scored in double figures in 60 career games, netted 20-plus points in 21 contests and registered 28 career double-doubles (good for 10th in school history).

### **The Irish All-Time:**

The 2005-06 men's basketball campaign marks the 101st season of basketball and 11th as a member of the BIG EAST Conference ... In 100-plus seasons, Irish teams have posted a 1575-871 record for a .644 winning percentage ... In BIG EAST play, Notre Dame owns an 85-90 (.486) record all-time in conference regular-season play.

### **The Captains:**

Guard Chris Quinn and forwards Torin Francis and Rick Cornett are serving as captains for the 2005-06 season ... It marks the second straight year that Francis and Quinn have served in that role ... The duo are the 11th and 12th players to serve as two-time captains.

### **Postseason Trend:**

Since 2000, Notre Dame has appeared in either the NCAA or NIT tournaments each of the last six years ... The Irish played in the 2000 NIT and then earned three consecutive NCAA tournament berths — 2001, '02 and '03 — followed by NIT appearances in '04 and '05 ... This is the longest stretch of postseason appearances for Irish teams since making eight consecutive postseason trips from 1983-90 — (NIT in 1983 and '84 and NCAA from 1985-90).

### **December Delight:**

Notre Dame posted a 7-1 record during the month of December ... It marked the most wins under head coach Mike Brey that an Irish team had won during the month of December as well being the most games played ... Notre Dame's best record under Brey during the month of December was 6-0 during the 2002-03 campaign.

### **Home Sweet Home:**

Since the inaugural season in 1968-69 at the Joyce Center, Notre Dame owns a 452-139 record all-time for a .765 winning percentage ... The Irish are 67-26 (.720) at the Joyce Center during Mike Brey's five seasons, and since the 1996-97 campaign, they own a 115-41 mark for a .737 winning percentage ... Notre Dame's 13-5 mark a year ago at home marked the seventh time in eight years that the Irish won 10 or more home games.

### **Welcome To The Club:**

With his career-high 26-point performance against Michigan on Dec. 3, Chris Quinn became the 44th player in Notre Dame basketball history to score 1,000 career points ... In 111 (he played in his 100th career game against Florida International) career outings, Quinn has scored 1,241 points for an 11.2 career scoring average.

### **Francis Gets To 1,000:**

With his first basket of the game against Florida International on Dec. 10, Torin Francis became the 45th player in Notre Dame basketball history to score 1,000 points, joining teammate Chris Quinn who just a week earlier reached the mark against Michigan on December 3 ... In 101 career games, Francis has scored 1,150 points and owns an 11.4 career scoring average.

### **1,000-Point Duo:**

Teammates Chris Quinn and Torin Francis became the 44th and 45th players, respectively, in Notre Dame basketball history to reach the 1,000-point plateau ... The senior co-captains reached the mark on successive Saturday outings ... Francis has 1,150 career points in 101 outings for an 11.4 average, while Quinn has scored 1,241 points in 111 games in an Irish uniform for a 11.2 career average ... The last time two players from the same class scored 1,000 points was Notre Dame's Class of 2002 — Troy Murphy and David Graves ... Murphy had reached the 1,000-point mark in his sophomore season and finished his career with 2,011 points before leaving after his junior year for the NBA ... In 94 career games, he averaged 21.4 points per game ... Graves finished his career with 1,746 points and reached the 1,000-point mark in his junior year (2000-01), the same season that Murphy topped the 2,000-point mark.

### **Quinn and Francis In Elite Company:**

Senior forward Torin Francis collected his 700th career rebound in the season opener versus Lafayette and reached the 800-rebound mark against Pittsburgh on Jan. 4 ... With 1,150 points, he is the 10th player in Notre Dame history to collect 1,000 career points and 800 career rebounds, joining this select company:

- Adrian Dantley (2,223 points, 843 rebounds)
- Troy Murphy (2,011 points, 924 rebounds)
- Tom Hawkins (1,820 points, 1,318 rebounds)
- Bob Arnzen (1,665 points, 944 rebounds)
- Bob Whitmore (1,580 points, 1,043 rebounds)
- LaPhonso Ellis (1,505 points, 1,075 rebounds)
- Collis Jones (1,367 points, 884 rebounds)
- Ron Reed (1,153 points, 872 rebounds)
- Walt Sahn (1,077 points, 1,146 rebounds)

Francis' classmate Chris Quinn dished out his 300th career assist in the win over Wofford ... With 1,241 career points to his credit, the Dublin, Ohio, native is the eighth player in Notre Dame history to score 1,000 points and hand out 300 assists, entering into this select company:

- Chris Thomas (2,195 points, 833 assists)
- David Rivers (2,058 points, 586 assists)
- Matt Carroll (1,850 points, 314 assists)
- David Graves (1,746 points, 340 assists)
- Elmer Bennett (1,488 points, 516 assists)
- John Paxson (1,366 points, 411 assists)
- Rich Branning (1,232 points, 466 assists)

### **Where Charity Prevails:**

Notre Dame connected on a season-high 92.3 percent from the foul line against Marquette as the Irish hit 12 of their 13 attempts ... Notre Dame's previous season high was against IPFW (17-19 for 89.5 percent) ... The Irish shot a season-low 53.8 percent in the third game of the season against North Carolina State ... The 45 free throws attempted by Notre Dame in their win over Columbia constitute a high mark in the Mike Brey era ... In that contest, Notre Dame was 28-45 (.622) ... As a team, Notre Dame is 283-390 (72.6 percent), while opponents are 207-309 (67.0 percent).

### **Shuffling The Starting Five:**

Through the first 18 games of this season, Notre Dame head coach Mike Brey has used five different starting lineups, each with varying results ... Senior forward Torin Francis and junior guard Colin Falls have been mainstays in the Irish starting lineups ... Chris Quinn missed a game due to injury

#### **Lineup**

Quinn, Falls, Carter, Kurz, Francis

#### **Record**

3-4

Quinn, Falls, Carter, Zeller, Francis	5-2
McAlarney, Falls, Carter, Zeller, Francis	1-0
Quinn, Falls, Carter, Cornett, Francis	1-0
Quinn, Falls, McAlarney, Kurz, Francis	0-2

### Hitting The Boards:

Notre Dame owns a +3.3 advantage over its opponents on the boards as the Irish are averaging 38.6 rebounds per game, compared to just 35.3 by their opponents ... Notre Dame has outrebounded 13 of their 18 opponents ... The only teams to outrebound the Irish are Hofstra (40-39), Columbia (39-37), Pittsburgh (51-43), Marquette (33-27) and Georgetown (45-42) with the Irish owning a 2-3 record in those games ... Notre Dame has outrebounded five opponents — Lafayette (43-29), North Carolina State (38-27), IPFW (40-29), Fordham (43-31) and Wofford (37-26) by double digits ... Notre Dame had a streak of outrebounding opponents come to an end at six games against Columbia ... The last time an Irish team outrebounded at least six straight opponents was a stretch that spanned the 1999-00 and 2000-01 seasons when they bested nine straight teams on the boards: Georgetown (51-29), Rutgers (35-28), Miami (Fla.) (31-29), Michigan (30-26), Xavier (40-31), BYU (29-22), Penn State (38-25), Wake Forest (37-32) and Sacred Heart (48-33) ... The Irish held Fordham to 13 defensive rebounds, the lowest total in the Mike Brey era ... In a testament to their team rebounding prowess, four Irish players — Torin Francis, Luke Zeller, Russell Carter and Rob Kurz — all had seven rebounds at DePaul to help the Irish win the rebound battle 36-35.

### New Faces In Irish Starting Lineup:

When the starting five took the court for Notre Dame's season-opening game against Lafayette, two of the Irish players were relatively new additions to the starting lineup ... Junior guard Russell Carter made just his second career start, while sophomore Rob Kurz was in the starting lineup for the first time in his collegiate career and has started four games overall this season ... In contrast, the other three Irish starters — senior guard Chris Quinn, senior forward Torin Francis and junior guard Colin Falls — carried 166 combined starts into the 2005-06 opener ... Freshman Luke Zeller has six games, while another rookie, Kyle McAlarney was in the starting five against IPFW in place of injured co-captain Chris Quinn ... Senior Rick Cornett earned his second career start, and first of the season, in the Columbia game ... McAlarney has earned a spot in the starting lineup in three game this season.

### For The Defense:

Notre Dame's defense has yielded 1238 points in its 18 games for an average of 68.8 points per game ... Last season, the Irish held opponents to just 64.1 points per contest, the fewest in head coach Mike Brey's five seasons ... Notre Dame has held three opponents to 50 points and under — (Hofstra, Florida International and Fordham).

### McAlarney Magic:

Freshman Kyle McAlarney has played in all 18 games for the Irish and is averaging 7.1 points and 1.6 rebounds and is one of Notre Dame's top scorers off the bench ... In six of the last 11 games, he has scored in double figures, netting a career-high 16 points against Niagara, 14 points versus Columbia, 10 points against Fordham, 12 in the wins over Wofford and Providence and 13 in the loss to Villanova ... McAlarney enjoyed a stellar shooting performance in consecutive outings against Niagara, Columbia, Fordham and Wofford as he shot a combined 17-24 (.708) from the field and 12-19 (.632) from three-point range.

### Tough Enough:

Notre Dame's 2005-06 schedule features five teams — Connecticut, Louisville, Alabama, West Virginia and Syracuse — that began the season ranked in the top 25 ... In addition, Notre Dame will take on eight teams that played in the 2005 NCAA Tournament — North Carolina State, Pittsburgh, Syracuse, Villanova, West Virginia, Louisville and Connecticut.

### Russellmania:

Prior to the Marquette game, guard Russell Carter had been in the starting lineup for 16 straight games dating back to last season ... He had been in the starting lineup for each of Notre Dame's first 15 contests and earned his first career start in the first round NIT matchup against

### Free-Throw Shooting In Last Five Minutes:

Rob Kurz .....	8-10 (.800)
Kyle McAlarney .....	4-4 (1.000)
Chris Quinn .....	29-32 (.906)
Torin Francis .....	13-17 (.765)
Colin Falls .....	14-15 (.933)
Russell Carter .....	10-13 (.769)
Rick Cornett .....	3-10 (.300)
Luke Zeller .....	2-6 (.333)
Ryan Ayres .....	2-2 (1.000)
Zach Hillesland .....	2-2 (1.000)
Kieran Piller .....	2-2 (1.000)
	<b>89-113 (.788)</b>
<b>Opponents .....</b>	<b>71-103 (.689)</b>

Holy Cross in what was the final game of the season ... After not starting the Marquette and Georgetown contests, he returned to the starting lineup against Villanova on Saturday night ... He has started 16 games this season and 17 overall during his career ... Carter has posted ninedouble-figure scoring efforts in 2005-06, including a stretch of three in four outings with 11 points againstAlabma, Florida International and IPFW wins ... He also has netted 10-plus points in eight of the last 14 games ... Carter is averaging 9.2 points and 4.4 rebounds.

### Big Luke:

Freshman Luke Zeller has performed well for the Irish in his first 18 collegiate games and is averaging 4.6 points and 4.3 rebounds ... He keyed Notre Dame's victory over Hofstra when he scored six points and grabbed nine rebounds (eight in the second half) and was instrumental in the Irish second-half comeback against Michigan with two three-pointers as he finished with eight points and grabbed six rebounds in 23 minutes of action ... He was held scoreless and without a rebound in the first half against Niagara, but responded with four points and seven boards in the final stanza ... He chipped in three offensive rebounds en route to a five-board night against Columbia ... Against Fordham, he scored a career-high 11 points and was one rebound away from being the first Notre Dame freshman to record a double-double since Torin Francis in 2002-03 ... Against Pittsburgh, he turned in his second consecutive 11-point effort to help the Irish battle the Panthers in a double-overtime shootout ... In the loss to Syracuse, he matched his career-high as he grabbed nine boards.

### Hot Stuff:

Notre Dame shot a then season-best 55.2 percent from the field against Niagara on Dec. 21 ... The Irish connected on 32-58 from the field and were 17-28 (.607) in the second half ... It was also the best a Notre Dame team has shot since February 22, 2003 versus Virginia Tech (98-76 Irish victory) when that Irish squad was 36-65 from the field for 55.4 percent ... The Irish connected on 56.9 (29-51) percent from the field against Providence on Jan. 14 marking the third game this season that they have shot better than 50.0 percent ... Notre Dame shot 54.7 (29-53) percent against Fordham.

### "B" Is For BIG And BIG EAST:

With its membership of 16 teams, The BIG EAST Conference is the largest Division I conference in the nation ... The new additions are Cincinnati, DePaul, Louisville, Marquette and South Florida.

### Irish Set For Three Repeat Games In BIG EAST Play:

Notre Dame will play DePaul, Marquette and Providence twice (both home and away) as part of its BIG EAST Conference regular-season 16-game slate during the 2005-06 campaign ... Playing under a straight divisional format with 16 teams this year, Notre Dame will play 10 opponents once, but will not face either Cincinnati or St. John's during the regular season.

### Keeping It Close:

In the 64 losses suffered by Irish teams in Mike Brey's four seasons, only 16 have been by 10 or more points and have been by a combined 438 points for an average of 6.8 points ... Notre Dame's biggest losses have been on the road at Pittsburgh (72-55 on January 6, 2003) and against Arizona (88-71 on March 27, 2003) in the West Regional

semifinal in Anaheim, Calif.... Prior to those setbacks, the worst defeat was a 16-point decision at Connecticut during Brey's first season ... Notre Dame's 11 losses during the 2001-02 season were by a combined 49 points for an average margin of defeat of 4.5 points ... Only one loss that season (versus Georgetown at the Joyce Center) was by double figures, while eight of those setbacks were by five or less points.

**Not So Lucky:**

Notre Dame is the only team from one of the six major conferences to have a winning record in league play each of the past two seasons yet fail to make the NCAA Tournament ... 20 teams from the Big Six (ACC, BIG EAST, Big Ten, Big 12, Pac-10 and SEC) had a winning record in both 2003-04 and '04-05, while 19 other schools made the tournament both seasons.

**BIG EAST Distinction:**

Notre Dame and Syracuse are the only two schools to post winning conference records in BIG EAST play each of the last five seasons ... Notre Dame has gone 11-5 (2000-01), 10-6 (2001-02), 10-6 (2002-03), 9-7 (2003-04) and 9-7 (2004-05), while Syracuse has posted marks of 10-6 (2001-01), 9-7 (2001-02), 13-3 (2002-03), 11-5 (2003-04) and 11-5 (2004-05).

**Road Warriors:**

In Mike Brey's five-plus seasons, his Irish teams have compiled a road record of 45-38 (.542) ... That includes a 30-27 mark (.526) in true road games and a 15-11 (.577) record in neutral site contests.

**Irish On The Road Under Brey:**

	<u>Away</u> .....	<u>Neutral</u> .....	<u>Overall</u>
<b>2005-06</b>	2-3 .....	0-1 .....	2-4
<b>2004-05</b>	4-6 .....	0-1 .....	4-7
<b>2003-04</b>	6-5 .....	2-1 .....	8-6
<b>2002-03</b>	4-5 .....	6-3 .....	10-8
<b>2001-02</b>	8-4 .....	5-3 .....	13-7
<b>2000-01</b>	6-4 .....	2-2 .....	8-6
<b>Totals</b>	<b>30-27</b> .....	<b>15-11</b> .....	<b>45-38</b>
	(.526) .....	(.577) .....	(.542)

**BIG EAST Formula For Success Under Brey:**

Since his arrival at Notre Dame, Brey has led Notre Dame to a 50-37 (.574) record in BIG EAST regular-season games and a 2-5 mark in tournament play for an overall record of 52-42 (.553) against league foes ... In Brey's first season, the Irish posted their first-ever winning record in BIG EAST play and won the BIG EAST West Division title with an 11-5 mark ... Prior to Brey's arrival at Notre Dame, Irish teams had a 35-53 (.398) regular-season record since joining the league in 1995-96.

**Not So Lucky:**

Notre Dame is the only team from one of the six major conferences to have a winning record in league play each of the past two seasons yet fail to make the NCAA Tournament ... 20 teams from the Big Six (ACC, BIG EAST, Big Ten, Big 12, Pac-10 and SEC) had a winning record in both 2003-04 and '04-05, while 19 other schools made the tournament both seasons.

**Down To The Wire:**

Five of Notre Dame's 29 games in 2004-05 were decided by a single point ... The Irish were 3-2 in those contests ... Notre Dame teams are 9-4 overall during Mike Brey's tenure in one-point games ... Thirteen of Notre Dame's 17 BIG EAST contests last season were decided by less than 10 points.

**Irish Among Best In Wins Average:**

Over the last six years, Notre Dame is one of 25 teams nationally that has averaged better than 20 wins per season ... The Irish have compiled a 123-71 record for a .634 winning percentage after finishing 22-15 (1999-2000), 20-10 (2000-01), 21-11 (2001-02), 24-10 (2002-03), 19-13 (2003-04) and 17-12 (2004-05).

**225 And Counting:**

Heading into tonight's game against West Virginia, Notre Dame has hit at least one three-pointer in 225 straight games, a mark that dates back to the 1998-99 campaign ... The last time an Irish team failed to hit a three-pointer was a 101-70 loss to Connecticut at the Hartford

Civic Center on Jan. 12, 1999 as Notre Dame finished 0-7 from beyond the arc in the game.

**Over The Century Mark:**

Notre Dame has scored 100-plus points five times during the Mike Brey era ... The last 100-point effort by an Irish team was in a 101-96 overtime decision at Boston College on Jan. 25, 2003.

**Threes Fall For Falls:**

In 79 career outings, 193 of Colin Falls' 225 field goals have come from three-point range ... That translates into 85.8 percent ... Sixty-eight of his 77 field goals this season have come from three-point range (81.8) ... Overall during his career, he has connected on 193 of 474 three-point attempts for 40.7 accuracy from the field.

**Another Way To Get His Three Points:**

While Colin Falls is considered Notre Dame's three-point threat and leads the team in three-point field goals, the junior sharpshooter has also found another way to get his three points ... In 2004-05, Falls was fouled a total of 16 times while shooting from beyond the arc and converted on 43-48 (.896) of his free-throw attempts ... This season, he was fouled twice in the Hofstra game and made 4-6 from the charity stripe ... He was also fouled while shooting from beyond the arc versus DePaul and made 2-3 from the line ... Falls was fouled against Providence and Marquette and connected on all three of his free throws in both of those contests ... Against Georgetown, he nailed his first-ever four-point play to send the game into overtime ... For the season he is 13-16 (.813) from the line after being fouled shooting a three-pointer.

**Kurz Earns BIG EAST Honor Roll Honors:**

Rob Kurz was named to the BIG EAST Weekly Honor Roll for the week of Nov. 21 after finishing with career bests of 18 points and eight rebounds in Notre Dame's 84-66 win over Lafayette ... Kurz played a career-high 25 minutes in the game and shot 8-10 from the field.

**Francis Earns BIG EAST Honor Roll Honors Twice:**

Senior Torin Francis was named to the BIG EAST Honor Roll in consecutive weeks ... He earned the recognition for the first time the week of Dec. 12 after averaging 15.0 points and 8.0 rebounds in wins over Alabama and Florida International ... Against the Crimson Tide, he scored 14 points and grabbed nine rebounds and followed up that performance with 16 points, seven rebounds, three blocked shots, two steals and two assists versus the Golden Panthers ... Francis also was named to the honor roll this week after scoring 24 points and grabbing 11 rebounds against IPFW in Notre Dame's 65-63 win.

**McAlarney's Garners BIG EAST Honor Roll Recognition:**

Freshman Kyle McAlarney's performances against Niagara and Columbia earned him recognition on the BIG EAST Honor Roll for the week of Dec. 27 ... In the two wins, the rookie averaged 15.0 points as he scored 16 against Niagara on six-of-eight shooting from the field, including a four-of-seven performance from three-point range ... Against Columbia, he netted 14 points as he hit five of his eight field goal attempts and was three-of-six from three-point range ... In the two games, he shot a combined 11-16 (.688) from the field and 7-12 (.583) from three-point range.

**Quinn Earns BIG EAST Honor Roll Honors:**

Despite an 0-2 week for the Irish, Chris Quinn was named to the BIG EAST Weekly Honor Roll after averaging 26.5 points, 9.0 assists and 4.0 rebounds in losses to Pittsburgh and DePaul ... In the double-overtime loss to the Panthers, he set career highs in points (37), field goals (12), field goals attempted (23) and minutes played (49) and tied his career-high with nine assists ... He scored 16 straight points in the contest and then dished off an assist on Colin Falls' three-point goal that sent the contest into overtime ... Three days later, he poured in 16 points and handed out nine assists to lead an Irish comeback that ultimately fell short ... His recognition on the Honor Roll marked the fifth such honor for the Irish this season ... Torin Francis has garnered the recognition twice, while Rob Kurz and Kyle McAlarney have each been named to the team once.

### McDonald's All-Americans:

Notre Dame's 2005-06 team features two McDonald's High School All-Americans — Torin Francis and Luke Zeller ... A total of 15 players who have donned an Irish uniform have been McDonald's All-Americans ... Zeller, a freshman from Washington, Ind., is the most recent McDonald's All-American, following Francis who earned McDonald's accolades in 2002 ... Francis also was named the recipient of the Morgan Wootten Award as the McDonald's National Boys Player of the Year ... Zeller played his McDonald's All-American game at the Joyce Center on March 30, 2005 ... Former Irish players who were also McDonald's All-Americans include: Tim Andre (1979-83), Ken Barlow (1982-86), LaPhonso Ellis (1988-92), Ryan Humphrey (2000-02), Tracy Jackson (1973-77), Tim Kempton (1982-86), Dan Miller (2001-03), John Paxson (1979-83), David Rivers (1984-88), Keith Robinson (1986-90), Tom Sluby (1980-84), Barry Spencer (1980-84), Chris Thomas (2001-05), Torin Francis (2002-present) and Luke Zeller (2005-present).

### Mr. Indiana:

When former standout Chris Thomas (2001-05) entered Notre Dame in the fall of 2001, he became the first Mr. Indiana Basketball to play for the Irish. Thomas, who graduated in May of 2005 and finished as the school's career leader in nine categories, earned the honor in 2001. History repeated itself four years later when current freshman Luke Zeller copped the state's top honor in 2005.

### Irish Sign Two In Early Signing Period:

Irish head coach Mike Brey signed two players during the early signing period on Wed., Nov. 9 — Luke Harangody (Schererville, Ind.) and Tory Jackson (Saginaw, Mich.). Harangody, a 6-8, 250-pound forward attends Andrean High School in Merrillville, Ind ... As a junior, he led his team in scoring and rebounding, averaging 23.2 points and 12.3 rebounds ... He ranked 11th and third, respectively, in scoring and rebounding among all Indiana players in his junior season ... Named the 2005 **Post Tribune Northwest** and **The Times Northwest** Player of the Year, he led Andrean to a 21-3 record and to the Gary (Ind.) Class 3A sectional championship ... Jackson, a 5-10, 175-pound guard, was named the '05 Michigan Class C Player of the Year and was a unanimous all-state selection ... He paced his Buena Vista High School team to a 17-6 record in '04-'05 while averaging 30.0 points, 8.0 rebounds, 6.0 assists and 3.0 steals ... This past summer, he played for the Blue Team which garnered the silver medal at the '05 Youth Development Festival as his squad finished with a 3-1 mark.

### All In The Families:

Sophomore Rob Kurz' sister Laura is a sophomore on the Duke women's basketball team ... Freshman Ryan Ayers' father Randy is currently an assistant coach with the Orlando Magic ... He formerly was the head coach at Ohio State and with the Philadelphia 76ers.

### Omari Isreal Leaves Program:

Junior forward Omari Isreal left the Irish basketball program on November 11 and will transfer to Loyola College ... As a sophomore last season, he averaged 1.4 points and 1.8 rebounds ... He missed the 2003-04 campaign, his freshman season, while recovering from knee surgery for an ACL injury suffered in the final season of his prep career.

### Kevin White Radio Show:

Look for the Kevin White Radio Show on ESPN 1000 AM radio in Chicago ... The hour-long show, which debuted on Sept. 4, is in its sixth season and will run for 30 weeks throughout the year.

Guests regularly will include familiar names from all facets of college athletics ... The show features White, Notre Dame's director of athletics, and ESPN 1000's Dave Juday ... It can be heard regularly at 11:00 p.m. Central time on Sunday evenings ... ESPN 1000 in Chicago can be heard in more than 30 states around the country.

Sponsors of the show include Gatorade, Xerox, adidas, Comcast, McDonald's, Chase, Coca-Cola, Sirius Satellite Radio, Jordan Industries and Sayers Computer Source.

### Notre Dame Basketball Radio Show:

Logan's Roadhouse Restaurant in Mishawaka will once again be the site of the Notre Dame Basketball Radio Show during the 2005-06 season featuring Irish coach Mike Brey and a player each week ... The 30-

### Irish Athletes Fare Well In Graduation Success Rate Survey

Sixteen of 20 athletics programs at the University of Notre Dame compiled graduation rates of 100 percent, and none were below 90 percent, according to a new measurement developed by the NCAA.

The Graduation Success Rate (GSR) was created to more accurately reflect actual graduation rates by including transfer data in the calculation. The graduation rate methodology used for the past decade by the Department of Education counts all student-athletes who transfer from or leave an institution for any reason as non-graduates from their initial school, even if they leave in good academic standing.

College and university presidents asked the NCAA to develop a new methodology that takes into account the mobility among students in today's higher education environment. Research indicates that approximately 60 percent of all new bachelor's degree recipients are attending more than one undergraduate institution during their collegiate careers.

NCAA figures released today showed that, among Notre Dame's men's sports, baseball, cross country/track, fencing, ice hockey, soccer, swimming and tennis achieved 100 percent GSR scores. Football scored 96 percent, golf was 92 percent and basketball was 90 percent. (Lacrosse is not included because the program did not offer grants in aid during the years covered in the survey.)

The Irish women's programs with a GSR of 100 percent were basketball, cross country/track, fencing, golf, lacrosse, softball, swimming, tennis and volleyball. Soccer scored a 94 percent GSR.

Among the 119 NCAA Division I-A institutions, Notre Dame had the highest percentage of its sports with 100 percent scores, with a .800 figure (16 of 20).

Here are the top 10 in that category:

Institution	Percentage	100 Scores/Sports Rated
1. Notre Dame	.800	16/20
2. U.S. Naval Academy	.789	15/19
3. Northwestern	.722	13/18
4. Duke	.714	15/21
5. Illinois	.706	12/17
6. SMU	.643	9/14
7. Clemson	.600	9/15
8. Rice	.583	7/12
Vanderbilt	.583	7/12
10. Central Florida	.571	8/14
Wake Forest	.571	8/14

The national GSR for Division I-A is 76 percent. Only team rates were released; an aggregate rate for each institution will be announced in late January.

The first-year GSR data is based upon the entering classes from 1995 to 1998.

The GSR should not be confused with another new NCAA initiative, the Academic Progress Rate, which uses a series of formulas related to student-athlete retention and eligibility to measure the academic performance of all participants who receive a grant-in-aid on every team at every NCAA Division I college and university.

In addition to the GSR, the NCAA will continue to compile data and release results based upon the federally mandated methodology.

minute radio show will be broadcast live on Monday nights on WZOW 97.7 FM and 103.3 FM and will run 10 times during the year beginning at 7:00 p.m. ... The remaining dates of the show are Jan. 30, Feb. 6, Feb. 13 and Feb. 27 ... Jack Nolan once again will serve as the show's host.

### Inside Irish Basketball With Mike Brey:

The University of Notre Dame and Notre Dame Sports Properties once again will combine to create "Inside Irish Basketball with Mike Brey." ... The show will be available to network and cable affiliates across the country in 2005-06 ... It will air throughout the season and will be produced and distributed by Notre Dame Sports Properties ... Jack Nolan of WNDU will once again serve as the host ... Nolan and Irish head coach Mike Brey will recap games from the previous week, in addition to previewing upcoming opponents on the schedule ... The remaining airing dates for the show are: Jan. 31, Feb. 7, Feb. 14, Feb. 21, Feb. 28, Mar. 7 and Mar. 14.



## Notre Dame Student-Athletes Lead The Way In National Graduate Rate

The graduation rate for student-athletes at the University of Notre Dame is the highest in the nation among Division I-A colleges and universities in an annual federal report for the Department of Education, and is the second-highest in a new survey developed by the NCAA.

Notre Dame's federal graduation rate is 90.4 percent, according to statistics released Thursday (Jan. 19) by the NCAA, slightly ahead of Duke University at 89.6 percent as the best among the major football-playing schools of Division I-A. The federal rate is based on the raw percentage of student-athletes who entered an institution and graduated with six years. Students who leave or transfer, regardless of academic standing, are considered nongraduates.

Notre Dame ranks second among Division I-A schools on another scale, called the Graduation Success Rate (GSR), which was developed last year by the NCAA. The University's 98 percent GSR is second only to the 99 percent of the U.S. Naval Academy, which, like all the military academies, is exempt from the federal survey because it does not offer grants-in-aid to student-athletes.

The Graduation Success Rate was created to more accurately reflect actual graduation rates by including transfer data in the calculation. College and university presidents asked

the NCAA to develop a new methodology that takes into account the mobility among students in today's higher education environment. Research indicates that approximately 60 percent of all new bachelor's degree recipients are attending more than one undergraduate institution during their collegiate careers.

The remainder of the top five after Notre Dame and Duke among I-A universities in the federal survey are Stanford at 88 percent, Northwestern at 86 percent, and Rice at 83 percent. On the GSR, the rest of the top five I-A schools following Navy and Notre Dame are Clemson and Northwestern, both at 97 percent, and Duke at 93 percent.

The data for both surveys is based upon the entering classes from 1995 to 1998.

The two graduation rate reports should not be confused with another new NCAA initiative, the Academic Progress Rate, which uses a series of formulas related to student-athlete retention and eligibility to measure the academic performance of all participants who receive a grant-in-aid on every team at every NCAA Division I college and university.

### Irish Successful On And Off The Court:

The University of Notre Dame men's basketball team is enjoying success both on the court and in the classroom this season ... The 12 members of the Irish basketball program combined to produce a 3.244 grade-point average during the 2005 fall semester — its highest GPA ever and the fourth straight semester the team has been over a 3.000 grade index ... It also was the first time that the Irish had a team average of better than 3.200.

Nine members of the team were over a 3.000 grade-point average — Ryan Ayers (3.250), Russell Carter (3.083), Rick Cornett (3.250), Colin Falls (3.333), Zach Hillesland (3.500), Chris Murphy (3.400), Kieran Piller (3.600), Chris Quinn (3.833) and Luke Zeller (3.400).

### Players of the Week

Nov. 21	Roy Hibbert (GU)
Nov. 28	Denham Brown (UC)
Dec. 5	Quincy Douby (RU)
	Randy Foye (VU)
Dec. 12	Taquan Dean (UL)
Dec. 19	Gerry McNamara (SU)
Dec. 26	Rashad Anderson (UC)
	Kevin Pittsnogle (WVU)
Jan. 2	Kevin Pittsnogle (WVU)
Jan. 9	Eric Hicks (UC)
	Steve Novak (MU)
Jan. 16	Gerry McNamara (SU)
Jan. 23	Steve Novak (MU)
Jan. 30	Donald Copeland (SH)

### **2005-06 BIG EAST STANDINGS**

(through games of Jan. 30)

	<b>Overall Record</b>	<b>BIG EAST Record</b>
West Virginia	15-4	6-0
Villanova	16-2	7-1
Connecticut	18-1	6-1
Pittsburgh	17-1	6-1
Georgetown	14-4	5-2
Marquette	15-6	5-3
Seton Hall	12-6	3-3
Syracuse	15-6	3-4
Cincinnati	14-7	3-4
Rutgers	13-7	3-4
St. John's	10-8	3-4
Providence	9-9	2-5
Louisville	14-7	2-5
<b>NOTRE DAME</b>	<b>10-8</b>	<b>1-6</b>
DePaul	8-10	1-6
South Florida	6-13	0-6

### Rookies of the Week

Nov. 21	Dominic James (MU)
Nov. 28	Jerel McNeal (DU)
Dec. 5	Anthony Farmer (RU)
Dec. 12	Devan Downey (UC)
Dec. 19	Devan Downey (UC)
Dec. 26	Geoff McDermott (PC)
Jan. 2	Sam Young (UP)
Jan. 9	Wilson Chandler (DU)
Jan. 16	Dominic James (MU)
Jan. 23	Dominic James (MU)
Jan. 30	JR Inman (RU)

**Notre Dame's Records in 2005-06 when ...**

Played at the Joyce Center.....	8-4
Played on the Road.....	2-3
Played at a neutral site.....	0-1
BIG EAST Conference Record.....	1-6
Non-Conference Record.....	9-2
Leading at Halftime.....	9-1
Trailing at Halftime.....	1-6
Tied at Halftime.....	0-1
Playing an Overtime Game.....	0-2
Shoots .500 or better.....	3-0
Shoots .500 or less.....	7-8
Opponent shoots .500 or less.....	10-7
Shoots better than opponent.....	9-2
Shoots worse than opponent.....	1-6
Makes more free throws than opponent.....	9-4
Makes less free throws than opponent.....	1-4
Outrebounds opponents.....	8-5
Outrebounded by opponents.....	2-3
Same number of rebounds.....	0-0
Has more turnovers than opponent.....	7-5
Has fewer turnovers than opponent.....	2-2
Had same number of turnovers.....	1-1
Bench outscores opponent's bench.....	6-2
Outscored by opponent's bench.....	4-5
Bench points are the same.....	0-1
Plays a ranked opponent.....	1-4
Makes 10 or more three-pointers.....	4-3
No Notre Dame player fouls out.....	7-5
One Notre Dame player fouls out.....	2-2
Two or more Notre Dame players foul out.....	1-1
Wears White Uniforms.....	8-3
Wears Blue Uniforms.....	2-4
Wears Gold Uniforms.....	0-1
Plays in an In-Season Tournament.....	0-0
Plays on Television.....	3-8
Plays in November.....	2-1
Plays in December.....	7-1
Plays in January.....	1-6
Plays in February.....	0-0
Plays in March.....	0-0
Plays in Day Games.....	1-2
Plays in Night Games.....	9-5
Plays on Sundays.....	2-0
Plays on Mondays.....	0-0
Plays on Tuesdays.....	1-1
Plays on Wednesdays.....	3-2
Plays on Thursdays.....	0-0
Plays on Fridays.....	2-1
Plays on Saturdays.....	2-4
Final Margin is 5 points or less.....	2-5
Final Margin is 6-10 points.....	2-2
Final Margin is 11-20 points.....	3-1
Final Margin is more than 20 points.....	3-0
Has a player score 20-plus points.....	2-4
Has a player score 30-plus points.....	1-1
Scores 59 points or less.....	0-1
Scores 60-69 points.....	2-3
Scores 70-79 points.....	3-1
Scoring 80-89 points.....	4-2
Scoring 90-plus points.....	1-1

**2005-06 Notre Dame Men's Basketball Teleconferences**

Call: (317) 263-8800

Passcode: 845800

All teleconferences begin at 10:00 a.m. (EST)/9:00 a.m. (CST)

**Thursday, February 2**  
(Louisville/Rutgers)

**Monday, February 13**  
(South Florida/Seton Hall)

**Monday, February 20**  
(Connecticut)

**Thursday, February 23**  
(Marquette/Providence)

**Thursday, March 2**  
(DePaul)

**2005-06 BIG EAST Teleconferences**

**Feb. 9 and Feb. 23**

- 11:00 a.m. Andy Kennedy (Cincinnati)
- 11:08 a.m. Mike Brey (Notre Dame)
- 11:16 a.m. Tom Crean (Marquette)
- 11:24 a.m. Jim Calhoun (Connecticut)
- 11:32 a.m. Jerry Wainwright (DePaul)
- 11:40 a.m. Jamie Dixon (Pittsburgh)
- 11:48 a.m. Rick Pitino (Louisville)
- 11:56 a.m. John Thompson III (Georgetown)

**Feb. 2, Feb. 16 and Mar. 2**

- 11:00 a.m. Jay Wright (Villanova)
- 11:08 a.m. Gary Waters (Rutgers)
- 11:16 a.m. John Beilein (West Virginia)
- 11:24 a.m. Louis Orr (Seton Hall)
- 11:32 a.m. Norm Roberts (St. John's)
- 11:40 a.m. Robert McCullum (South Florida)
- 11:48 a.m. Jim Boeheim (Syracuse)
- 11:56 a.m. Tim Welsh (Providence)

Call: (913) 381-5533



## Head Coach Mike Brey

6th season at Notre Dame • 112-64 (.636)  
 11th season as a head coach • 211-116 (.645)

- Named the 17th head coach at the University of Notre Dame on July 14, 2000
- A 19-year veteran of the college ranks...
  - University of Notre Dame (head coach) 2000-05 (six seasons)
  - University of Delaware (head coach) 1995-2000 (five seasons)
  - Duke University (assistant coach) 1987-95 (eight seasons)

- Spent eight years as an assistant coach under Mike Krzyzewski at Duke and during that time the Blue Devils advanced to the Final Four six times and won national championships in both 1991 and '92. While there, Duke compiled a 216-65 record

- Played at DeMatha High School under legendary coach Morgan Wootten and graduated from there in 1977. Also served as an assistant coach for Wootten from 1982-87

- Received DeMatha High School's Distinguished Alumnus Award in October 2003

- Recipient of 2003 Coaches vs. Cancer Champion Award in recognition of his fund-raising efforts for the Coaches vs. Cancer Program and a member of the CVC National Council

- Signed a contract extension through 2011 on October 25, 2004

### Mike Brey vs. Ranked Opponents:

Overall: 17-38

at Notre Dame: 17-32

(2005-06: 1-4; 2004-05: 2-5; 2003-04: 2-8; 2002-03: 5-6; 2001-02: 3-6; 2000-01: 4-3)

at Delaware: 0-6

### Mike Brey in Overtime Games at Notre Dame:

Overall: 3-2

at Georgetown (2/9/02) 116-111 (4 OT)

at Boston College (1/25/03) 101-96

vs. Georgetown (2/1/03) 93-92 (2OT)

at Pittsburgh (1/4/06) 97-100 (2OT)

vs. Georgetown (1/24/06) 82-85 (2OT)

	<u>Overall</u>	<u>BIG EAST (regular season)</u>
2000-01	20-10	11-5 (1st place-West Division)
2001-02	22-11	10-6 (2nd place-West Division)
2002-03	24-10	10-6 (3rd place-West Division)
2003-04	19-13	9-7 (7th place)
2004-05	17-12	9-7 (6th place)
2005-06	10-8	1-6
	112-64 (.636)	50-37 (.575)

- Has guided five of his 10 teams to NCAA tournament play; eight of those teams have advanced to the postseason (three NIT appearances)

- In his first season, led Notre Dame to the 2000-01 BIG EAST West Division championship (its first league regular-season title in school history). In 2002-03, guided the Irish to their first Sweet 16 appearance since 1987

- He is only coach in the program's history to lead his teams to three consecutive 20-win seasons and three straight NCAA tournament appearances in his first three seasons

### Mike Brey Among BIG EAST's Best

Since his arrival, Mike Brey has compiled a 52-42 (.553) record in BIG EAST games (50-37 in regular season and 2-5 in tournament contests). Here's how the Irish coach ranks against some of the BIG EAST's best (both past and present)...

<b>Jim Calhoun (UC: 1986-)</b>	<b>240-128 (.652)</b>
John Thompson (GU: 1979-99)	231-123 (.653)
<b>John Thompson III (GU: 2004-)</b>	<b>13-12 (.520)</b>
<b>Rick Pitino (PC: 1985-87 and UL (2005-))</b>	<b>20-24 (.455)</b>
Paul Evans (UP: 1986-94)	76-70 (.524)
Ben Howland (UP: 1999-03)	46-29 (.613)
<b>Jamie Dixon (UP: 2003-)</b>	<b>30-12 (.714)</b>
Pete Gillen (PC: 1994-98)	38-43 (.469)
<b>Tim Welsh (PC: 1998-)</b>	<b>56-74 (.431)</b>
<b>Gary Waters (RU: 2001-)</b>	<b>25-50 (.333)</b>
Lou Carnesecca (SJU: 1979-92)	139-80 (.635)
Mike Jarvis (SJU: 1998-03)	57-36 (.613)
<b>Norm Roberts (2004-)</b>	<b>5-18 (.217)</b>
P.J. Carlesimo (SH: 1982-94)	90-130 (.409)
Tommy Amaker (SH: 1997-01)	35-39 (.473)
<b>Louis Orr (SH: 2001-)</b>	<b>33-42 (.440)</b>
<b>Jim Boeheim (SU: 1979-)</b>	<b>314-169 (.650)</b>
Rollie Massimino (VU: 1979-92)	123-92 (.572)
Steve Lappas (VU: 1992-01)	96-79 (.559)
<b>Jay Wright (VU: 2001-)</b>	<b>44-37 (.543)</b>
John Beilien (WVU: 2002-)	27-31 (.466)
Gale Catlett (WVU: 1995-02)	49-78 (.386)

### Irish Record Under Brey In Games Decided By....

1 point.....	9-4
2 points.....	4-5
3 points.....	7-12
4 points.....	3-4
5 points.....	2-5
6 points.....	5-2
7 points.....	5-5
8 points.....	3-7
9 points.....	3-4
10 points.....	5-3
11-15 points.....	25-11
16-20 points.....	15-2
21-30 points.....	12-0
31-40 points.....	10-0
41-50 points.....	4-0
<u>50+points.....</u>	<u>0-0</u>
	112-64

## Notre Dame under Mike Brey...

	<u>Overall</u>	<u>2005-06</u>
Overall	112-64 (.636)	10-8 (.556)
At Home	67-26 (.720)	8-4 (.667)
On the Road	30-27 (.526)	2-3 (.400)
Neutral Site	15-11 (.577)	0-1 (.000)
vs. BIG EAST (all games)	52-42 (.553)	1-6 (.143)
BIG EAST GAMES (regular season)	50-37 (.575)	1-6 (.143)
Home	30-15 (.667)	1-3 (.250)
Road	20-22 (.476)	0-3 (.000)
Non-Conference Teams (regular season)	54-17 (.761)	9-2 (.800)
Home	38-9 (.804)	7-1 (.857)
Road	8-5 (.615)	2-0 (1.000)
Neutral	8-3 (.727)	0-1 (.000)
Notre Dame Shoots 50% or better	39-2 (.951)	3-0 (1.000)
Notre Dame Shoots less than 50%	73-62 (.541)	7-8 (.467)
Hold opponent to less than 50%	100-48 (.676)	10-7 (.588)
Hold opponent to less than 40%	67-8 (.893)	6-0 (1.000)
Outrebounds opponent	60-24 (.714)	9-5 (.643)
Plays an overtime game	3-2 (.600)	0-2 (.000)
Plays a ranked opponent	17-31 (.354)	1-3 (.250)
Plays in November	21-2 (.913)	2-1 (.667)
Plays in December	31-10 (.756)	7-1 (.875)
Plays in January	25-22 (.532)	1-6 (.143)
Plays in February	22-16 (.579)	0-0 (.000)
Plays in March	13-14 (.481)	0-0 (.000)
Scores 50 points or less	0-2 (.000)	0-1 (.000)
Scores 50+ points	112-62 (.644)	10-7 (.588)
Scores 60+ points	107-49 (.686)	10-7 (.588)
Scores 70+ points	88-32 (.733)	8-4 (.667)
Scores 80+ points	49-8 (.860)	5-3 (.625)
Scores 90+ points	20-1 (.952)	1-1 (.500)
Scores 100+ points	5-0 (1.000)	0-0 (.000)
Season openers	6-0 (1.000)	1-0 (.000)
Season openers at the Joyce Center	6-0 (1.000)	1-0 (.000)
Record in first home game	6-0 (1.000)	1-0 (1.000)
Records in first road game (includes neutral)	3-3 (.500)	0-1 (.000)
Records in BIG EAST openers at home	4-5 (.444)	0-1 (.000)
Records in BIG EAST openers on the road	1-2 (.333)	0-1 (.000)
Best Record	24-10 (.706) (2002-03)	
Worst Record	17-12 (.586) (2004-05)	
Most BIG EAST wins in a season	11 (2000-01)	
Most BIG EAST losses in a season	7 (2003-04, 2004-05)	
Longest home winning streak	16 (2002-03)	5
Longest road winning streak	5 (2000-01)	2
Longest home losing streak	3 (2001-02)	2
Longest road losing streak (includes neutral)	4 (2004-05)	3

### Miscellaneous Irish Stats...

#### Career Games In Double Figures:

Chris Quinn	63
Torin Francis	60
Colin Falls	32
Russell Carter	10
Kyle McAlarney	6
Rick Cornett	5
Rob Kurz	5
Luke Zeller	2

#### Career Games With 20-Plus Points:

Torin Francis	12
Chris Quinn	12
Colin Falls	8

#### Career Games With 10-Plus Rebounds:

Torin Francis	37
Rick Cornett	2
Russell Carter	1

#### Career Games With 10-Plus Assists:

Chris Quinn	1
-------------	---

#### Career Games With 30-Plus Points:

Chris Quinn	2
-------------	---

#### Career Games With 20-Plus Rebounds:

Torin Francis	1
---------------	---

#### Career Double-Doubles:

Torin Francis	28
Rick Cornett	1

Russell Carter	1
Colin Falls	1
Chris Quinn	1

#### Career Games as Statistical Leader...

##### Chris Quinn —

Scoring:	16
Assists:	30
Steals:	39
Blocks:	5
Rebounds:	1

##### Torin Francis —

Scoring:	17
Rebounds:	62
Assists:	1
Steals:	11
Blocks:	47

##### Colin Falls —

Scoring:	15
Steals:	9
Blocks:	5
Assists:	2

##### Russell Carter —

Scoring	1
Steals:	10
Blocks:	4
Rebounds	2

##### Rick Cornett —

Rebounds:	4
Steals:	6
Blocks:	5

##### Rob Kurz —

Scoring:	1
Rebounds:	1
Blocks:	5
Steals:	6

##### Luke Zeller —

Rebounds:	3
Blocks:	3

##### Kyle McAlarney —

Assists:	2
Scoring:	1
Steals:	1

##### Ryan Ayers —

Steals:	2
---------	---

# Irish in the Record Books

## Career Three-Point Field Goals Made

1. Chris Thomas (2001-05).....	302
2. Matt Carroll (1999-03).....	301
3. David Graves (1998-02).....	259
4. Ryan Hoover (1992-96).....	248
5. <b>Chris Quinn (2002-present)</b> .....	<b>210</b>
6. <b>Colin Falls (2003-present)</b> .....	<b>193</b>
7. Martin Ingelsby (1997-01).....	167

## Career Three-Point Field Goals Attempted

1. Chris Thomas (2001-present).....	833
2. Matt Carroll (1999-03).....	769
3. Ryan Hoover (1992-96).....	680
4. David Graves (1998-02).....	630
5. <b>Chris Quinn (2002-present)</b> .....	<b>501</b>
6. <b>Colin Falls (2003-present)</b> .....	<b>474</b>
7. Martin Ingelsby (1997-01).....	394
8. Antoni Wyche (1995-99).....	333

## Career Three-Point Field Goal Percentage

1. Joe Frederick (1987-90).....	490
2. Martin Ingelsby (1997-01).....	424
3. <b>Chris Quinn (2002-present)</b> .....	<b>419</b>
4. David Graves (1998-02).....	411
5. <b>Colin Falls (2003-present)</b> .....	<b>407</b>
6. David Rivers (1984-88).....	406

## Career Rebounds

1. Tom Hawkins (1956-59).....	1,318
2. Walter Sahn (1962-65).....	1,146
3. LaPhonso Ellis (1988-92).....	1,075
4. Robert Whitmore (1866-69).....	1,043
5. Bob Arnzen (1966-69).....	944
6. Troy Murphy (1998-01).....	924
7. Michael Granery (1957-60).....	893
8. Collis Jones (1968-71).....	884
9. Ron Reed (1962-65).....	872
10. <b>Torin Francis (2002-present)</b> .....	<b>853</b>
11. Adrian Dantley (1973-76).....	843
12. Pat Garrity (1994-98).....	776

## Career Rebounding Average

1. Walter Sahn (1962-65).....	16.9
2. Tom Hawkins (1956-59).....	16.7
3. Ron Reed (1962-65).....	14.3
4. Michael Graney (1957-60).....	13.3
5. Robert Whitmore (1966-69).....	12.4
6. John Shumate (1972-74).....	11.6
7. Bob Arnzen (1966-69).....	11.5
8. LaPhonso Ellis (1988-92).....	11.1
9. Collis Jones (1968-71).....	10.4
10. Ryan Humphrey (2000-02).....	9.9
14. Jay Miller (1962-65).....	8.9
15. Gary Novak (1971-74).....	8.7
16. <b>Torin Francis (2002-present)</b> .....	<b>8.4</b>

## Career Assists

1. Chris Thomas (2001-05).....	824
2. David Rivers (1984-88).....	586
3. Tim Singleton (1987-01).....	549
4. Martin Ingelsby (1997-01).....	526
5. Elmer Bennett (1988-02).....	516
6. Rich Branning (1976-80).....	466
7. John Paxson (1979-83).....	411
8. Jackie Meehan (1969-71).....	395
9. Admore White (1993-97).....	390
10. Jimmy Dillon (1996-00).....	387
12. <b>Chris Quinn (2002-present)</b> .....	<b>356</b>
11. David Graves (1998-02).....	340
13. Matt Carroll (1999-03).....	314

## Career Assist Average

1. Chris Thomas (2001-present).....	6.5
2. Doug Gottlieb (1995-96).....	5.7
3. Jackie Meehan (1968-71).....	5.3
4. David Rivers (1984-88).....	5.0
5. Tim Singleton (1987-91).....	4.9
6. Martin Ingelsby (1997-01).....	4.3
7. Elmer Bennett (1988-92).....	4.2
8. Rich Branning (1976-80).....	4.1
9. John Paxson (1979-83).....	3.7
10. Admore White (1993-97).....	3.6
11. Joe Howard (1983-84).....	3.3
12. Jimmy Dillon (1996-00).....	3.2
<b>Chris Quinn (2002-present)</b> .....	<b>3.2</b>
14. Ray Martin (1973-77).....	2.9
15. David Graves (1998-02).....	2.6
Dwight Clay (1972-75).....	2.6

## Steals

1. Chris Thomas (2001-present).....	243
2. David Graves (1998-02).....	202
3. David Rivers (1984-88).....	201
4. Elmer Bennett (1988-92).....	152
5. Ryan Hoover (1992-96).....	145
6. Tim Singleton (1987-91).....	144
7. <b>Chris Quinn (2002-present)</b> .....	<b>138</b>
8. Martin Ingelsby (1997-01).....	136

## Steals Average

1. Chris Thomas (2001-present).....	1.9
2. David Rivers (1984-88).....	1.7
3. David Graves (1998-02).....	1.6
4. Doug Gottlieb (1995-96).....	1.3
Ryan Hoover (1992-96).....	1.3
Tim Singleton (1987-91).....	1.3
Bill Hanzlik (1976-80).....	1.3
8. <b>Chris Quinn (2002-present)</b> .....	<b>1.2</b>
Troy Murphy (1998-01).....	1.2
Elmer Bennett (1988-02).....	1.2
John Paxson (1979-83).....	1.2

## Career Blocked Shots

1. Jordan Cornette (2001-2005).....	201
2. LaPhonso Ellis (1988-92).....	200
3. Ryan Humphrey (2000-02).....	166
4. <b>Torin Francis (2002-present)</b> .....	<b>149</b>
5. Troy Murphy (1998-01).....	126

## Career Blocked Shot Average

1. Ryan Humphrey (2000-02).....	2.8
2. LaPhonso Ellis (1988-92).....	2.1
3. Jordan Cornette (2001-2005).....	1.6
4. <b>Torin Francis (2002-present)</b> .....	<b>1.5</b>

## Career Free Throws Made

1. Adrian Dantley (1973-76).....	615
2. Troy Murphy (1998-01).....	587
3. David Rivers (1984-88).....	583
4. Austin Carr (1968-71).....	526
5. Pat Garrity (1994-98).....	489
6. Chris Thomas (2001-05).....	467
7. Kelly Tripucka (1977-81).....	461
8. Donald Royal (1983-87).....	449
9. Jack Stephens (1952-55).....	426
10. Tom Hawkins (1956-59).....	400
11. Robert Whitmore (1966-69).....	362
12. <b>Torin Francis (2002-present)</b> .....	<b>347</b>

## Career Free Throws Attempted

1. Adrian Dantley (1973-76).....	769
2. Troy Murphy (1998-01).....	755
3. David Rivers (1984-88).....	717
4. Jack Stephens (1952-56).....	686
5. Pat Garrity (1994-98).....	655
6. Austin Carr (1968-71).....	646
7. Tom Hawkins (1956-59).....	583
8. Kelly Tripucka (1977-81).....	578
9. Donald Royal (1983-87).....	576
10. Bob Whitmore (1966-69).....	543
11. Chris Thomas (2001-04).....	538
12. <b>Torin Francis (2002-present)</b> .....	<b>511</b>
13. LaPhonso Ellis (1988-92).....	468

## Career Games Started

1. Chris Thomas (2001-05).....	128
2. Matt Carroll (1999-03).....	125
3. David Rivers (1984-88).....	116
4. Pat Garrity (1994-98).....	111
5. David Graves (1998-02).....	107
6. <b>Torin Francis (2002-present)</b> .....	<b>101</b>
7. Ken Barlow (1982-86).....	99
8. Kelly Tripucka (1977-81).....	95
9. Ryan Hoover (1992-96).....	94
LaPhonso Ellis (1988-92).....	94
11. Troy Murphy (1998-01).....	93
12. Donald Royal (1983-87).....	91
13. Martin Ingelsby (1997-01).....	90
Tim Kempton (1982-86).....	90

# Notre Dame Highs and Lows Under Mike Brey

## Notre Dame - Team Game High (1st Half)

Points ..... 57 vs. Sacred Heart (11/18/00)\*  
 Field Goals Made ..... 21 vs. Pittsburgh (1/30/02)\*  
 Field Goals Attempted ..... 21 vs. New Hampshire (11/16/01)\*  
 Field Goal Percentage ..... 67.7% (21-31) vs. Pittsburgh (1/30/02)\*  
 3 PT Field Goals Made ..... 9 vs. UCLA (2/28/04)  
 3 PT Field Goals Attempted ..... 18 vs. UCLA (2/28/04)  
 3 PT Field Goals Percentage ..... 71.4% (5-7) vs. Fordham (12/28/05)\*  
 Free Throws Made ..... 11 vs. Connecticut (2/9/04)\*  
 Free Throws Attempted ..... 17 vs. Columbia (12/23/05)\*  
 Free Throw Percentage ..... 100.0% on three occasions  
 Total Rebounds ..... 27 vs. Army (12/19/04)\*  
 Offensive Rebounds ..... 14 vs. Army (12/19/04)\*  
 ..... 14 vs. Providence (2/19/05)  
 Defensive Rebounds ..... 19 vs. Georgetown (3/4/04)\*  
 Assists ..... 19 vs. Canisius (12/19/00)\*  
 ..... 13 vs. Fordham (12/28/05)\*  
 Steals ..... 12 vs. New Hampshire (11/16/01)\*  
 Blocked Shots ..... 13 vs. Belmont (11/17/02)\*  
 Turnovers ..... 10, on two occasions  
 Fouls ..... 11 vs. Villanova (1/8/05)\*

## Notre Dame - Team Game High (2nd Half)

Points ..... 68 vs. Georgetown (2/9/02)  
 Field Goals Made ..... 24 vs. Pittsburgh (1/4/06)  
 Field Goals Attempted ..... 63 vs. Georgetown (2/9/02)  
 Field Goal Percentage ..... 60.7% vs. Niagara (12/21/05)\*  
 3 PT Field Goals Made ..... 11 vs. St. John's (3/6/04)  
 3 PT Field Goals Attempted ..... 24 vs. Pittsburgh (1/4/06)  
 3 PT Field Goals Percentage ..... 75.0% (6-8) vs. Connecticut (2/21/05)  
 Free Throws Made ..... 20 vs. West Virginia (1/29/03)\*  
 Free Throws Attempted ..... 28 vs. Columbia (12/23/05)\*  
 Free Throw Percentage ..... 100.0% (13-13) vs. Villanova (1/8/05)\*  
 Total Rebounds ..... 34 vs. Seton Hall (1/8/01)  
 Offensive Rebounds ..... 15 vs. Army (12/19/04)\*  
 Defensive Rebounds ..... 25 vs. Sacred Heart (11/18/00)\*  
 Assists ..... 16 vs. Army (12/19/04)\*  
 Steals ..... 14 vs. New Hampshire (11/16/01)\*  
 Blocked Shots ..... 6 vs. Belmont (11/17/02)  
 Turnovers ..... 13 vs. Niagara (12/21/05)\*  
 Fouls ..... 16 vs. Rutgers (1/31/04)

## Notre Dame - Team Game High (Total)

Points ..... 116 vs. Georgetown (2/9/02)  
 Field Goals Made ..... 42 vs. Canisius (12/19/00)\*  
 Field Goals Attempted ..... 94 vs. Georgetown (2/9/02)  
 Field Goal Percentage ..... 66.7% (34-51) vs. Pittsburgh (1/30/02)\*  
 3 PT Field Goals Made ..... 17 vs. St. John's (3/6/04)#  
 3 PT Field Goals Attempted ..... 44 vs. Canisius (12/22/00)  
 3 PT Field Goals Percentage ..... 61.9% (13-21) vs. Providence (1/14/06)\*  
 Free Throws Made ..... 28 vs. Columbia (12/23/05)\*  
 Free Throws Attempted ..... 45 vs. Columbia (12/23/05)\*  
 Free Throw Percentage ..... 100% (5-5) vs. Illinois (3/22/03)  
 ..... 100% (19-19) vs. Villanova (1/8/05)#\*  
 Total Rebounds ..... 64 vs. Georgetown (2/9/02)  
 Offensive Rebounds ..... 24 vs. Seton Hall (1/8/01)  
 Defensive Rebounds ..... 40 vs. Tennessee Tech (12/17/00)\*  
 Assists ..... 32 vs. Canisius (12/19/00)\*  
 Steals ..... 26 vs. New Hampshire (11/16/01)\*#  
 Blocked Shots ..... 19 vs. Belmont (12/17/02)\*#  
 Turnovers ..... 20, on two occasions  
 Fouls ..... 26 vs. Georgetown (2/9/02)

## Notre Dame - Team Game Lows (1st Half)

Points ..... 19 vs. Connecticut (2/21/04)\*  
 Field Goals Made ..... 6 vs. Connecticut (2/21/04)  
 Field Goals Attempted ..... 21 vs. Canisius College (12/22/01)  
 Field Goal Percentage ..... 18.8% (6-32) vs. Connecticut (2/21/04)  
 3 PT Field Goals Made ..... 0 vs. West Virginia (1/7/04)  
 3 PT Field Goals Attempted ..... 5 vs. Virginia Tech (1/20/04)  
 ..... 5 vs. IPFW (11/23/04)\*  
 3 PT Field Goals Percentage ..... 0.0% (0-7) vs. West Virginia (1/7/04)\*  
 ..... 0.0% (0-10) vs. Michigan (12-3-05)\*  
 Free Throws Made ..... 0 on five occasions  
 Free Throws Attempted ..... 0 on four occasions  
 Free Throw Percentage ..... 0.0% on five occasions  
 Total Rebounds ..... 10 vs. Pittsburgh (2/9/03)\*  
 Offensive Rebounds ..... 1 vs. Pittsburgh (2/9/03)\*  
 ..... 1 vs. Rutgers (3/2/05)\*  
 Defensive Rebounds ..... 8 vs. Pittsburgh (2/12/05)  
 Assists ..... 3 vs. Charleston Southern (11/26/04)\*  
 Steals ..... 1, on two occasions  
 Blocked Shots ..... 0, on eight occasions  
 Turnovers ..... 1 vs. Georgetown (3/4/04)\*  
 Fouls ..... 0 vs. Samford (12/30/04)\*

## Notre Dame - Team Game Lows (2nd Half)

Points ..... 19 vs. Valparaiso (1/5/03)  
 Field Goals Made ..... 6 vs. Purdue (3/17/04)\*  
 ..... 6 vs. Harvard (11/19/04)\*  
 Field Goals Attempted ..... 19 vs. Georgetown (2/16/05)\*  
 Field Goal Percentage ..... 21.4% (6-28) vs. Harvard (11/19/04)\*  
 3 PT Field Goals Made ..... 1 on three occasions  
 3 PT Field Goals Attempted ..... 3 vs. Indiana (12/8/04)  
 3 PT Field Goals Percentage ..... 10.0% (1-10) vs. Seton Hall (1/12/03)\*  
 Free Throws Made ..... 0 vs. Pittsburgh (1/12/04)  
 Free Throws Attempted ..... 2 vs. Pittsburgh (1/12/04)  
 Free Throw Percentage ..... 0.0% (0-2) vs. Pittsburgh (1/12/04)  
 Total Rebounds ..... 7 vs. Rutgers (3/1/03)  
 Offensive Rebounds ..... 2 vs. Charleston Southern (11/26/04)  
 Defensive Rebounds ..... 4 vs. Rutgers (3/1/03)  
 Assists ..... 0 vs. Harvard (11/19/04)  
 Steals ..... 0 vs. Georgetown (3/4/04)\*  
 ..... 0 vs. Villanova (1/26/05)  
 Blocked Shots ..... 0 on four occasions  
 Turnovers ..... 0 vs. West Virginia (3/10/04)  
 Fouls ..... 3 vs. West Virginia (1/7/04)\*  
 ..... 3 vs. Hofstra (11/22/05)\*

## Notre Dame - Team Game Lows (Total)

Points ..... 48 vs. North Carolina St. (11/26/05)  
 Field Goals Made ..... 13 vs. Rutgers (3/1/03)  
 Field Goals Attempted ..... 44 vs. Canisius College (12/22/01)  
 Field Goal Percentage ..... 29.7% (19-64) vs. Connecticut (2/21/04)  
 3 PT Field Goals Made ..... 1 vs. Pittsburgh (2/3/01)  
 3 PT Field Goals Attempted ..... 8 vs. Pittsburgh (2/3/01)  
 3 PT Field Goals Percentage ..... 10.5% vs. Rutgers (2/14/02)  
 Free Throws Made ..... 2 vs. Syracuse (1/14/02)  
 Free Throws Attempted ..... 4 vs. Pittsburgh (3/8/01)  
 Free Throw Percentage ..... 35.6% (6-17) vs. Syracuse (2/5/05)  
 Total Rebounds ..... 21 vs. Rutgers (3/1/03)  
 Offensive Rebounds ..... 3 vs. DePaul (12/14/02)\*  
 Defensive Rebounds ..... 14 vs. DePaul (12/11/04)\*  
 Assists ..... 6 vs. Mississippi (3/18/01)  
 Steals ..... 1 vs. DePaul (12/11/04)  
 Blocked Shots ..... 1 on four occasions  
 Turnovers ..... 4 vs. Connecticut (2/9/04)\*  
 ..... 4 vs. UCLA (2/25/05)\*  
 Fouls ..... 6 vs. West Virginia (1/7/04)\*

\* Indicates game played at the Joyce Center, Notre Dame, Ind.

# Indicates school record

# Opponent Highs and Lows Under Mike Brey

## Opponent - Team Game High (1st Half)

Points	53, Arizona (3/27/03)
Field Goals Made	23, Arizona (3/27/03)
Field Goals Attempted	43, Arizona (3/27/03)
Field Goal Percentage	59.3% (16-27), on three occasions
3 PT Field Goals Made	9, Syracuse (1/11/06)*
3 PT Field Goals Attempted	19, Syracuse (1/11/06)*
3 PT Field Goal Percentage	80% (8-10), Rutgers (3/1/03)
Free Throws Made	14, Sacred Heart (11/18/00)*
Free Throws Attempted	19, Sacred Heart (11/18/00)*
Free Throw Percentage	100.0%, on five occasions
Total Rebounds	33, Connecticut (2/21/04)
Offensive Rebounds	16, Northern Illinois (11/24/03)*
Defensive Rebounds	21, on four occasions
Assists	14, Arizona (3/27/03)
Steals	9, Miami (Fla.) (2/23/02)
Blocked Shots	9, Alabama (12/7/05)
Turnovers	16, Loyola (Chicago) (11/22/00)*
Fouls	16, Rutgers (2/14/01)

## Opponent - Team Game High (2nd Half)

Points	68, Georgetown (4 OT) (2/9/02)
Field Goals Made	20, Pittsburgh (1/30/02)*
Field Goals Attempted	41, Vermont (12/21/00)*
Field Goal Percentage	68.2% (15-22), American (12/21/03)*
3 PT Field Goals Made	9, Texas (12/8/02)!
3 PT Field Goals Attempted	22, Tennessee Tech (12/17/00)*
3 PT Field Goal Percentage	100.0% (3-3), Seton Hall (2/5/03)
Free Throws Made	24, Pittsburgh (2 OT) (1/4/06)
Free Throws Attempted	39, Pittsburgh (2 OT) (1/4/06)
Free Throw Percentage	100.0% (14-14), Morehead State (12/28/03)*
Total Rebounds	38, Georgetown (4 OT) (2/9/02)
Offensive Rebounds	15, Loyola (Chicago) (11/22/00)*
Defensive Rebounds	27, Georgetown (4 OT) (2/9/02)
Assists	19, Pittsburgh (2 OT) (1/4/06)
Steals	9, on two occasions
Blocked Shots	11, Georgetown (4 OT) (2/9/02)
Turnovers	15, New Hampshire (11/16/01)*
Fouls	19, on two occasions

## Opponent - Team Game High (Total)

Points	111, Georgetown (4 OT) (2/9/02)
Field Goals Made	41, Syracuse (3/4/03)*
Field Goals Attempted	79, Vermont (12/21/00)*
Field Goal Percentage	63.0% (29-46), American (12/21/03)*
3 PT Field Goals Made	14, Texas (12/7/02)
3 PT Field Goals Attempted	35, Tennessee Tech (12/17/00) *
3 PT Field Goal Percentage	71.4% (5-7), Seton Hall (2/5/03)
Free Throws Made	30, Pittsburgh (2 OT) (1/4/06)
Free Throws Attempted	46, Pittsburgh (2 OT) (1/4/06)
Free Throw Percentage	94.1% (16-17), Morehead State (12/28/03)*
Total Rebounds	59, Connecticut (2/21/04)
Offensive Rebounds	27, Loyola (Chicago) (11/22/00)*
Defensive Rebounds	38, Pittsburgh (2 OT) (1/4/06)
Assists	30, Pittsburgh (2 OT) (1/4/06)
Steals	13, Niagara (12/21/05)*
Blocked Shots	13, Georgetown (4 OT) (2/9/02)
Turnovers	30, New Hampshire (11/16/01)*
Fouls	31, Columbia (12/23/05)*

## Opponent - Team Game Lows (1st Half)

Points	14, Pittsburgh (1/12/02)
Field Goals Made	6, Pittsburgh (1/12/02)
Field Goals Attempted	20, Harvard (11/19/04)*
Field Goal Percentage	20.7% (6-29), Pittsburgh (1/12/02)
3 PT Field Goals Made	0, on four occasions
3 PT Field Goals Attempted	2, Georgetown (2/9/02)
3 PT Field Goal Percentage	0.0%, on five occasions
Free Throws Made	0, on 13 occasions
Free Throws Attempted	0, on five occasions
Free Throw Percentage	0.0%, on 13 occasions
Total Rebounds	9, North Carolina State (11/26/05)
Offensive Rebounds	1, on four occasions
Defensive Rebounds	5, Fordham, (12/28/05)*
Assists	2, on two occasions
Steals	0, on three occasions
Blocked Shots	0, on six occasions
Turnovers	1, on two occasions
Fouls	1, Pittsburgh (2/12/05)

## Opponent - Team Game Lows (2nd Half)

Points	16, Charleston Southern (11/26/04)*
Field Goals Made	5, Bucknell (11/22/02)*
Field Goals Attempted	20, on four occasions
Field Goal Percentage	16.7% (5-30), Bucknell (11/22/02)*
3 PT Field Goals Made	0, on five occasions
3 PT Field Goals Attempted	3, on five occasions
3 PT Field Goal Percentage	0.0% (0-11), on five occasions
Free Throws Made	0, Monmouth (1/25/01)
Free Throws Attempted	1, Monmouth (1/25/01)
Free Throw Percentage	0.0% (0-1), Monmouth (1/25/01)
Total Rebounds	7, American (12/21/03)*
Offensive Rebounds	1, Cincinnati (11/24/00)
Defensive Rebounds	3, Virginia Tech (2/22/03)*
Assists	2, on six occasions
Steals	0, on three occasions
Blocked Shots	0, on five occasions
Turnovers	0, West Virginia (3/10/04)
Fouls	4, Syracuse (1/14/02)

## Opponent - Team Game Lows (Total)

Points	38, Charleston Southern (11/26/04)*
Field Goals Made	12, Bucknell (11/22/02)*
Field Goals Attempted	35, Rutgers (3/1/03)
Field Goal Percentage	21.1% (12-57), Bucknell (11/22/02)*
3 PT Field Goals Made	1, on two occasions
3 PT Field Goals Attempted	8, St. John's (2/14/01)
3 PT Field Goal Percentage	5.9% (1-17), Cincinnati (11/24/00)
Free Throws Made	0, Charleston Southern (11/26/04)*
Free Throws Attempted	0, Charleston Southern (11/26/04)*
Free Throw Percentage	0.0% (0-0), Charleston Southern (11/26/04)*
Total Rebounds	23, American (12/21/03)*
Offensive Rebounds	3, Army (12/19/04) *
Defensive Rebounds	13, Fordham (12/28/05)*
Assists	5, Bucknell (11/22/02)*
Steals	1, Connecticut (3/11/04)
Blocked Shots	0, on four occasions
Turnovers	4, Syracuse, (2/15/03)
Fouls	10, on three occasions

\* Indicates game played at the Joyce Center, Notre Dame, Ind.

# Notre Dame Team Highs and Lows in a BIG EAST Game

## Notre Dame - BIG EAST Team Game High (1<sup>st</sup> Half)

Points	52 vs. Providence (1/14/06)*
Field Goals Made	21 vs. Pittsburgh (1/30/02)*
Field Goals Attempted	38 vs. St. John's (1/15 /05)*
Field Goal Percentage	67.7% (21-31) vs. Pittsburgh (1/30/02)*
3 PT Field Goals Made	9 vs. Villanova (1/14/06)*
3 PT Field Goals Attempted	14 on four occasions
3 PT Field Goals Percentage	66.7% (8-12) vs. West Virginia (1/19/05)
Free Throws Made	11 vs. Connecticut (2/9/04)*
Free Throws Attempted	14 vs. Connecticut (2/9/04)*
Free Throw Percentage	100.0% (9-9) vs. Rutgers (1/14/03)*
	(6-6) vs. Villanova (1/8/05)*
Total Rebounds	22 vs. Syracuse (1/11/06) *
Offensive Rebounds	14 vs. Providence (2/19/05)
Defensive Rebounds	19 vs. Georgetown (3/4/04)*
Assists	14 vs. Syracuse (1/11/06)*
Steals	7 vs. St. John's (3/6/04)
Blocked Shots	7 vs. Connecticut (2/9/04)*
	7 vs. West Virginia (1/19/05)
Turnovers	9 vs. DePaul (1/7/06)
Fouls	11 vs. Villanova (1/8/05)*

## Notre Dame - BIG EAST Team Game High (2<sup>nd</sup> Half)

Points	68 vs. Georgetown (2/9/02)
Field Goals Made	24 vs. Pittsburgh (1/4/06)
Field Goals Attempted	63 vs. Georgetown (2/9/02)
Field Goal Percentage	53.8% vs. Connecticut (2/21/05)
3 PT Field Goals Made	11 vs. St. John's (3/6/04)
3 PT Field Goals Attempted	24 vs. Pittsburgh (1/4/06)
3 PT Field Goals Percentage	71.4% (6-8) vs. Connecticut (2/21/05)
Free Throws Made	20 vs. West Virginia (1/29/03)*
Free Throws Attempted	23 vs. West Virginia (1/29/03)*
Free Throw Percentage	100.0% (13-13) vs. Villanova (1/8/05)*
Total Rebounds	34 vs. Seton Hall (1/8/01)
Offensive Rebounds	18 vs. Seton Hall (1/8/01)
Defensive Rebounds	27 vs. Georgetown (3/4/04)*
Assists	13 vs. St. John's (3/6/04)
Steals	5 vs. Syracuse (1/7/04)*
Blocked Shots	4 vs. Connecticut (3/11/04)
	vs. Villanova (1/8/05)*
Turnovers	8 vs. Syracuse (1/10/05)*
	8 vs. Pittsburgh (1/12/05)
Fouls	26 vs. Pittsburgh (1/4/06)

## Notre Dame - BIG EAST Team Game High (Total)

Points	116 vs. Georgetown (2/9/02)
Field Goals Made	41 vs. Georgetown (2/9/02)
Field Goals Attempted	94 vs. Georgetown (2/9/02)
Field Goal Percentage	66.7% (34-51) vs. Pittsburgh (1/30/02)*
3 PT Field Goals Made	17 vs. St. John's (3/6/04)#
3 PT Field Goals Attempted	36 vs. Pittsburgh (1/4/06)
3 PT Field Goals Percentage	61.9% (13-21) vs. Providence (1/14/06)*
Free Throws Made	27 vs. Georgetown (2/9/02)
Free Throws Attempted	39 vs. Georgetown (2/9/02)
Free Throw Percentage	100.0% (19-19) vs. Villanova (1/14/03)#*
Total Rebounds	64 vs. Georgetown (2/9/02)
Offensive Rebounds	24 vs. Seton Hall (1/8/01)
Defensive Rebounds	30 vs. Syracuse (1/11/06)*
Assists	20 vs. St. John's (3/6/04)
Steals	10 vs. Syracuse (1/7/04)*
Blocked Shots	9 vs. Connecticut (2/9/04)*
Turnovers	20 vs. Syracuse (1/2/01)
Fouls	32 vs. Pittsburgh (1/4/06)

## Notre Dame - BIG EAST Team Game Lows (1<sup>st</sup> Half)

Points	19 vs. Connecticut (2/12/04)*
Field Goals Made	6 vs. Connecticut (2/21/04)
Field Goals Attempted	24 vs. Georgetown (2/16/05)*
Field Goal Percentage	18.8% (6-32) vs. Connecticut (2/21/04)
3 PT Field Goals Made	0 vs. West Virginia (1/7/04)
	0 vs. Connecticut (1/12/99)
3 PT Field Goals Attempted	5 vs. Virginia Tech (1/20/04)
3 PT Field Goals Percentage	8.3% (1-12) vs. Providence (1/21/03)
Free Throws Made	0 on four occasions
Free Throws Attempted	0 on four occasions
Free Throw Percentage	0.0% on five occasions
Total Rebounds	10 vs. Pittsburgh (2/9/03)*
Offensive Rebounds	0 on three occasions
Defensive Rebounds	8 vs. Pittsburgh (2/12/05)
Assists	4 vs. West Virginia (3/10/04)
	4 vs. Connecticut (2/21/05)
Steals	0 vs. Pittsburgh (3/5/05)
Blocked Shots	0 on six occasions
Turnovers	1 vs. Georgetown (3/4/04)*
Fouls	3 vs. DePaul (1/7/06)

## Notre Dame - BIG EAST Team Game Lows (2<sup>nd</sup> Half)

Points	26 vs. Pittsburgh (2/7/04)
Field Goals Made	7 vs. Syracuse (1/10/05)
Field Goals Attempted	19 vs. Georgetown (2/16/05)*
Field Goal Percentage	28.0% (7-25) vs. Syracuse (1/10/05)
3 PT Field Goals Made	0 vs. Connecticut (1/12/99)
3 PT Field Goals Attempted	7 vs. Pittsburgh (1/12/04)
3 PT Field Goals Percentage	10.0% (1-10) vs. Seton Hall (1/12/03)*
Free Throws Made	0 vs. Pittsburgh (1/12/04)
Free Throws Attempted	2 vs. Pittsburgh (1/12/04)
Free Throw Percentage	0.0% (0-2) vs. Pittsburgh (1/12/04)
Total Rebounds	7 vs. Rutgers (3/1/03)
Offensive Rebounds	3 vs. Pittsburgh (2/9/03)*
	3 vs. Boston College (2/8/05)*
Defensive Rebounds	4 vs. Rutgers (3/1/03)
Assists	2 vs. Boston College (2/4/04)
Steals	0 vs. Georgetown (3/4/04)*
	0 vs. Villanova (1/26/05)
Blocked Shots	0 on four occasions
Turnovers	0 vs. West Virginia (3/10/04)
Fouls	3 vs. West Virginia (1/7/04)*

## Notre Dame - BIG EAST Team Game Lows (Total)

Points	50 vs. Connecticut (2/21/04)
Field Goals Made	13 vs. Rutgers (3/1/03)
Field Goals Attempted	42 vs. Miami (2/26/00)
Field Goal Percentage	29.7% (19-64) vs. Connecticut (2/21/04)
3 PT Field Goals Made	0 vs. Connecticut (1/12/99)
3 PT Field Goals Attempted	6 vs. Seton Hall (2/6/99)
3 PT Field Goals Percentage	10.5% vs. Rutgers (2/14/02)
Free Throws Made	2 vs. Syracuse (1/14/02)
Free Throws Attempted	4 vs. Pittsburgh (3/8/01)
Free Throw Percentage	35.3% (6-17) vs. Syracuse (2/5/05)
Total Rebounds	21 vs. Rutgers (3/1/03)
Offensive Rebounds	4 vs. Pittsburgh (2/9/03)*
Defensive Rebounds	18 vs. Pittsburgh (2/7/04)*
Assists	7 vs. Rutgers (3/1/03)
	7 vs. Pittsburgh (3/8/01)
Steals	3 vs. Virginia Tech (1/20/04)
	3 vs. Georgetown (1/23/05)
Blocked Shots	1 on three occasions
Turnovers	4 vs. Connecticut (2/9/04)*
Fouls	6 vs. West Virginia (1/7/04)*

\*Indicates game played at the Joyce Center, Notre Dame, Ind.

#Indicates school record



# Opponent Highs and Lows in a BIG EAST Game

## Opponent - BIG EAST Team Game High (1<sup>st</sup> Half)

Points	54, Connecticut (1/12/99)
Field Goals Made	22, Syracuse (3/4/03)*
Field Goals Attempted	44, Georgetown (3/4/01)*
Field Goal Percentage	65.2% (15-23), Providence (2/21/96)*
3 PT Field Goals Made	9 on three occasions
3 PT Field Goals Attempted	19, West Virginia (2/2/00)*
	19, Syracuse (1/11/06)*
3 PT Field Goals Percentage	100.0% (5-5), Connecticut (2/8/97)*
Free Throws Made	21, Connecticut (1/12/99)
Free Throws Attempted	23, Connecticut (1/12/99)
Free Throw Percentage	100.0% (7-7), Connecticut (3/11/04)
	100.0% (8-8), Providence (3/2/02)*
Total Rebounds	33, Connecticut (2/21/04)
Offensive Rebounds	14, Georgetown (3/8/03)
Defensive Rebounds	21, Connecticut (3/11/04)
	21, Connecticut (2/21/04)
Assists	11, on three occasions
Steals	7, Virginia Tech (1/20/04)
	7, Syracuse (1/10/05)*
Blocked Shots	10, Connecticut (2/21/04)
Turnovers	14, Pittsburgh (1/6/03)
Fouls	14, Rutgers (1/31/04)

## Opponent - BIG EAST Team Game High (2<sup>nd</sup> Half)

Points	68, Georgetown (2/9/02)
Field Goals Made	23, Georgetown (2/9/02)
Field Goals Attempted	60, Georgetown (2/9/02)
Field Goal Percentage	66.7 % (20-30), Pittsburgh (3/5/05)*
3 PT Field Goals Made	9, Pittsburgh (1/29/97)
3 PT Field Goals Attempted	20, Miami (2/23/02)
3 PT Field Goals Percentage	83.3% (5-6), Boston College (3/1/97)
Free Throws Made	24, Pittsburgh (1/4/06)
Free Throws Attempted	39, Pittsburgh (1/4/06)
Free Throw Percentage	100.0% (14-14), Miami (1/28/00)*
Total Rebounds	30, Pittsburgh (1/6/03)
	30, Pittsburgh (1/4/06)
Offensive Rebounds	13, Syracuse (2/16/04)
	13, Virginia Tech (1/20/04)
Defensive Rebounds	26, Connecticut (2/21/04)
Assists	19, Pittsburgh (1/4/06)
Steals	6, West Virginia (1/7/04)*
	6, Pittsburgh (2/9/03)*
Blocked Shots	6, Syracuse (1/11/06)*
Turnovers	10, Rutgers (1/31/04)
Fouls	18, Georgetown (2/1/03)

## Opponent - BIG EAST Team Game High (Total)

Points	111, Georgetown (2/9/02)
Field Goals Made	41, Syracuse (3/4/03)*
Field Goals Attempted	87, Georgetown (1/7/97)
Field Goal Percentage	56.5% (34-60), Syracuse (1/17/04)*
3 PT Field Goals Made	14, Syracuse (1/16/00)
3 PT Field Goals Attempted	36, Boston College (1/2/00)*
3 PT Field Goals Percentage	71.4% (5-7), Seton Hall (2/5/03)
Free Throws Made	32, Connecticut (1/12/99)
Free Throws Attempted	46, Pittsburgh (1/4/06)
Free Throw Percentage	94.4% (17-18), Miami (1/25/00)*
Total Rebounds	59, Connecticut (2/21/04)
Offensive Rebounds	32, Georgetown (1/7/97)
Defensive Rebounds	40, Connecticut (1/3/98)
Assists	30, Pittsburgh (1/4/06)
Steals	24, Georgetown (2/10/99)*
Blocked Shots	13, Connecticut (2/17/96)
Turnovers	23, Villanova (1/6/02)*
Fouls	33, West Virginia (2/11/97)*

## Opponent - BIG EAST Team Game Lows (1<sup>st</sup> Half)

Points	16, Georgetown (3/4/04)*
Field Goals Made	6, Georgetown (2/16/05)*
Field Goals Attempted	19, Georgetown (2/16/05)*
Field Goal Percentage	21.9% (7-32), Syracuse (3/4/03)*
3 PT Field Goals Made	0 on three occasions
3 PT Field Goals Attempted	2, Georgetown (2/1/03)*
3 PT Field Goals Percentage	0.0% (0-6), Miami (2/26/00)
	0.0% (0-6), Syracuse (2/5/05)
Free Throws Made	0, West Virginia (3/10/04)
	0, Pittsburgh (2/7/04)*
	0, St. John's (1/15/05)*
Free Throws Attempted	0, Rutgers (1/31/04)
	0, West Virginia (1/9/02)
Free Throw Percentage	0.0% (0-0), Rutgers (1/31/04)*
	0.0% (0-0), West Virginia (1/9/02)
Total Rebounds	11, Virginia Tech (1/20/04)
	11, West Virginia (1/7/04)*
Offensive Rebounds	0, Virginia Tech (1/20/04)
Defensive Rebounds	7, Seton Hall (1/12/03)*
Assists	3 on three occasions
Steals	0, Connecticut (3/11/04)
	0, Georgetown (3/4/04)*
Blocked Shots	0 on three occasions
Turnovers	1, Pittsburgh (1/12/04)
Fouls	3, Pittsburgh (2/7/04) *

## Opponent - BIG EAST Team Game Lows (2<sup>nd</sup> Half)

Points	21, Rutgers (1/14/03)*
Field Goals Made	5, West Virginia (1/9/02)
Field Goals Attempted	17, Boston College (1/9/96)
Field Goal Percentage	22.7%, West Virginia (1/9/02)
3 PT Field Goals Made	0, Connecticut (2/26/01)
3 PT Field Goals Attempted	3, Connecticut (2/26/01)
3 PT Field Goals Percentage	0.0% (0-3), Connecticut (2/26/01)
Free Throws Made	0, Pittsburgh (12/6/97)
Free Throws Attempted	0, Pittsburgh (1/29/97)
Free Throw Percentage	0.0% (0-0), Pittsburgh (1/29/97)
Total Rebounds	9, West Virginia (3/10/04)
	9, Virginia Tech (2/22/03)*
Offensive Rebounds	1, West Virginia (3/10/04)
Defensive Rebounds	3, Virginia Tech (2/22/03)*
Assists	2, Connecticut (3/11/04)
Steals	0, St. John's (3/6/04)
	0, West Virginia (1/15/05)
Blocked Shots	0, on two occasions
Turnovers	0, West Virginia (3/10/04)
Fouls	2, Connecticut (2/21/05)

## Opponent - BIG EAST Team Game Lows (Total)

Points	48, Georgetown (3/4/04)*
Field Goals Made	17, Rutgers (1/20/96) *
Field Goals Attempted	40, Syracuse (2/5/05)
Field Goal Percentage	28.1% (18-64), Georgetown (3/4/04)*
3 PT Field Goals Made	1, Georgetown (2/7/98)
3 PT Field Goals Attempted	7, Seton Hall (2/5/03)
3 PT Field Goals Percentage	9.5% (2-21), Seton Hall (2/6/99)
Free Throws Made	2, Connecticut (2/12/00)*
Free Throws Attempted	3, Connecticut (2/12/00)*
Free Throw Percentage	44.0% (11-25), Pittsburgh (1/6/03)
Total Rebounds	23, Pittsburgh (2/3/01)
Offensive Rebounds	4, West Virginia (2/18/03)
Defensive Rebounds	16, Pittsburgh (1/30/02)*
Assists	6, Syracuse (2/5/05)
Steals	1, Connecticut (3/11/04)
Blocked Shots	0, St. John's (3/6/04)
Turnovers	4, Syracuse (2/15/03)
Fouls	11, Connecticut (3/11/04)

\*Indicates game played at the Joyce Center, Notre Dame, Ind.

# The Last Time ...

## Notre Dame recorded a .....

30-Point win.....was on 12/28/05 - ND 85, Fordham 49 (36 Points)\*  
40-Point win.....was on 11/18/02 - ND 89, IUPUI 45 (44 Points)\*  
50-Point win.....was on 2/22/86 - ND 126, Miami 73 (53 Points)  
30-Point loss.....was on 1/7/99 - ND 62, Villanova 93 (31 Points)\*

## Notre Dame shot.....

60% on FGs.....was on 12/14/02 - 60.0% (30-50) vs. DePaul (ND 102, DePaul 71)  
65% on FGs.....was on 1/30/02 - 66.7% (34-51) vs. Pittsburgh (ND 89, Pittsburgh 76)\*  
90% on FTs.....was on 1/19/05 - 91.7% (11-12) vs. West Virginia (ND 70 - West Virginia 57)

## Notre Dame.....

Won 10 games in a row.....was from 12/1/73 thru 1/24/74 - 12 straight  
Won 15 games in a row.....was from 12/31/53 thru 3/9/54 - 18 straight  
Won 20 games in a row.....never  
Lost 5 games in a row.....was from 1/15/94 thru 1/24/94 - 6 straight  
Scored 100 points.....was on 1/15/03 (ND 101 - Boston College 94)  
- Scored 100 points on the road.....was on 1/15/03 (ND 101 - Boston College 94)  
- Scored 100 points at a neutral site.....was on 3/12/78 (ND 100 - Houston 77) (NCAA First Round, Tulsa, OK)  
- Scored 100 points and lost.....was on 3/20/71 (ND 106 - Houston 119) (NCAA Regional Semi-finals at Wichita, KS)  
Allowed 100 points.....was on 1/4/06 vs. Pittsburgh (ND 97 - Pittsburgh 100 - 2OT)  
Scored less than 50 points.....was on 11/26/05 vs. North Carolina State (ND 48 - North Carolina State 61)  
Allowed less than 50 points.....was on 12/28/05 vs. Fordham (ND 85 - Fordham 49)\*  
Played an Overtime Game.....was on 1/24/06 vs. Georgetown (ND 82 - Georgetown 85)\*  
- Played in a Multi-Overtime Game.....was on 1/24/06 vs. Georgetown (ND 82 - Georgetown 85 - 2OT)  
Won on a "last second" shot.....was on 2/9/03 vs. Pittsburgh (ND 66 - Pittsburgh 64 - Torin Francis layup at 00:00.6)\*  
Had 5 double figure scorers.....was on 1/11/06 vs. Syracuse (ND 82 - Syracuse 88)\* - Colin Falls 15, Russell Carter 15, Rob Kurz 15, Torin Francis 13, Chris Quinn 12  
Had 6 double figure scorers.....was on 12/14/03 vs. DePaul (ND 82 - DePaul 69) - Jordan Cornette 17, Chris Thomas 13, Colin Falls 12, Torin Francis 12, Chris Quinn 12, Rick Cornett 10  
Had 7 double figure scorers.....never  
Had two double-figure rebounders.....was on 12/18/05 vs. IPFW (ND 65 - IPFW 45) - Russell Carter 14, Torin Francis 11  
Had two players with double-doubles.....was on 1/11/06 vs. Syracuse (ND 82 - Syracuse 88)\* - Torin Francis (13 pts., 10 rebs.), Colin Falls (18 pts., 10 asts.)  
Had three players with double-doubles.....never  
Had two 20-point scorers.....was on 1/16/06 vs. Providence (ND 92 - Notre Dame 77)\* - Chris Quinn - 31, Colin Falls - 24  
Had three 20-point scorers.....was on 2/28/04 vs. UCLA (ND 75 - UCLA 60) - Chris Thomas 21, Tom Timmermans 20, Chris Quinn 20  
Made 10 three-point field goals.....was on 1/24/06 - 11-34 (32.4%) vs. Georgetown (ND 82 - Georgetown 82 - 2OT)\*  
Committed 10 turnovers or less.....was on 1/14/06 - 9 turnovers vs. Providence (ND 92 - Providence 77)\*  
Committed 5 turnovers or less.....was on 3/4/04 - 5 turnovers vs. Georgetown (ND 61 - Georgetown 48)  
Committed 25 turnovers.....was on 2/8/00 - 26 turnovers vs. Villanova (ND 69 - Villanova 86)  
Forced 25 turnovers.....was on 11/16/01 - 30 turnovers vs. New Hampshire (ND 95 - New Hampshire 53)

## An Irish player had.....

25+ points.....was on 1/24/06 - Chris Quinn (26) vs. Georgetown (ND 82 - Georgetown 85 - 2OT)\*  
30+ points.....was on 1/14/06 - Chris Quinn (31) vs. Providence (ND 92 - Providence 77)\*  
35+ points.....was on 1/4/06 - Chris Quinn (37) vs. Pittsburgh (ND 97 - Pittsburgh 100 2OT)  
40+ points.....was on 11/28/93 - Monty Williams (42) vs. Valparaiso (ND 96 - Valparaiso 74)\*  
15 or more rebounds.....was on 1/20/04 - Torin Francis (16) vs. Virginia Tech (ND 74 - Virginia Tech 63)  
20 rebounds.....was on 11/22/02 - Torin Francis (20) vs. Bucknell (ND 73, Bucknell 42)\*  
a "double-double".....was on 1/24/06 - Chris Quinn (26 pts, 10 asts) vs. Georgetown (ND 82 - Georgetown 85 - 2OT)\*  
a "triple-double".....was on 11/16/01 - Chris Thomas (24 pts, 11 ast, 11 steals) vs. New Hampshire (ND 99 - New Hampshire 53)\*  
20 points and 10 rebounds.....was on 12/3/05 - Torin Francis (22 pts, 13 rebs) vs. Michigan (ND 67 - Michigan 71)  
20 points and 20 rebounds.....was on 1/8/01 - Troy Murphy (25 pts, 20 rebs) vs. Seton Hall (ND 76 - Seton Hall 78)  
10 assists.....was on 1/24/06 - Chris Quinn (10) vs. Georgetown (ND 82, Georgetown 85 - 2OT)\*  
10 blocks.....was on 11/17/02 - Jordan Cornette (11) vs. Belmont (ND 76, Belmont 48)\*#  
10 steals.....was on 11/16/01 - Chris Thomas (11) vs. New Hampshire (ND 99, New Hampshire 53)\*#

## An opposing player had.....

25+ points.....was on 1/20/06 - Steve Novak (21), Marquette (ND 65 - Marquette 67)  
30+ points.....was on 1/25/03 - Troy Bell (31), Boston College (ND 101 - BC 96 OT)  
35+ points.....was on 2/1/03 - Mike Sweetney (38), Georgetown (ND 93 - Georgetown 92 2OT)  
40+ points.....was on 2/8/87 - Danny Manning (40), Kansas (ND 60 - Kansas 70)  
15 rebounds.....was on 3/2/05 - Byron Joynes (15), Rutgers (ND 66 - Rutgers 56) \*  
20 rebounds.....was on 2/21/04 - Emeka Okafor (22), Connecticut (ND 50 - Connecticut 61)  
a "double-double".....was on 1/24/06 - Roy Hibbert (18 pts, 10 rebs), Georgetown (ND 85 - Georgetown 82 - 2OT)\*  
a "triple-double".....never  
20 points and 10 rebounds.....was on 1/28/06 - Villanova (23 pts, 10 rebs), Villanova (ND 70 - Villanova 72)\*  
20 points and 20 rebounds.....was on 2/9/02 - Mike Sweetney (35 pts, 20 rebs), Georgetown (ND 116 - Georgetown 111 - 4OT)  
10 assists.....was on 2/21/05 - Marcus Williams (12), Connecticut (ND 74 - Connecticut 88)  
10 blocks.....was on 1/27/73 - Bill Walton (10), UCLA (ND 63 - UCLA 82)\*  
10 steals.....was on 1/29/89 - Mark Macon (11), Temple (ND 64 - Temple 60)\*

\*indicates Notre Dame home game; #school record; @Joyce Center record

# The Last Time In A BIG EAST Game...

Note: Notre Dame began playing as a member of the BIG EAST Conference in 1995-96.

## Notre Dame Recorded a ...

30-Point win.....never  
40-Point win.....never  
50-Point win.....never  
30-Point loss.....was on 1/7/99 - ND 62, Villanova 93 (31 points)

## Notre Dame Shot ...

60% on FGs.....was on 1/6/01 - 60.8% (31-51) vs. Rutgers (ND 87 - Rutgers 80)\*  
65% on FGs.....was on 1/30/02 - 66.7% (34-51) vs. Pittsburgh (ND 89, Pittsburgh 76)\*  
90% on FTs.....was on 1/19/05 - 91.7% (11-12) vs. West Virginia (ND 70 - West Virginia 57)

## Notre Dame ...

Won 5 BIG EAST games in a row.....was from 1/16/01 thru 2/14/01 (8 straight)  
Won 10 BIG EAST games in a row.....never  
Lost 5 BIG EAST games in a row.....never  
Scored 100 points.....was on 1/15/03 (ND 101 - Boston College 94)  
-Scored 100 points on the road.....was on 1/15/03 (ND 101 - Boston College 94)  
-Scored 100 points on the neutral sit.....never  
-Scored 100 points and lost.....never  
Allowed 100 points.....was on 1/4/06 vs. Pittsburgh (ND 97 - Pittsburgh 100 - 2OT)  
Scored less than 50 points.....never  
Allowed less than 50 points.....was on 3/4/04 vs. Georgetown (ND 61 - Georgetown 48)\*  
Played an Overtime game.....was on 1/24/06 vs. Georgetown (ND 82- Georgetown 85)\*  
-Played in a Multi-Overtime Game.....was on 1/24/06 vs. Georgetown (ND 82 - Georgetown 85 - 2OT)\*  
Won on a "last second" shot.....was on 2/9/03 vs. Pittsburgh (ND 66 - Pittsburgh 64 - Torin Francis layup at 00:00.6)\*  
Had 5 double figure scorers.....was on 1/11/06 vs. Syracuse (ND 82 - Syracuse 88)\* - Colin Falls 18, Rob Kurz 15, Russell Carter 15, Torin Francis 13, Chris Quinn 12  
Had 6 double figure scorers.....never  
Had 7 double figure scorers.....never  
Had two double figure rebounders.....never  
Had two players with double-doubles.....was on 1/11/06 vs. Syracuse (ND 82 - Syracuse 88)\* - Torin Francis (13 pts, 10 rebs), Colin Falls (18 pts, 10 asts)  
Had three players with double-doubles.....never  
Had two 20-point scorers.....was on 1/14/06 vs. Providence (ND 92 - Providence 77)\* - Chris Quinn - 31, Colin Falls - 24  
Had three 20-point scorers.....was on 2/22/03 vs. Virginia Tech (ND 98 - Virginia Tech 76) - Dan Miller 22, Chris Thomas 21, Matt Carroll 25  
Made 10 three-point field goals.....was on 1/24/06 - 11-34 (32.4%) vs. Georgetown (ND 92 - Providence 77)\*  
Committed 10 turnovers or less.....was on 1/14/06 - 9 turnovers vs. Providence (ND 85 - Georgetown 82)\*  
Committed 5 turnovers or less.....was on 3/4/04 - 5 Turnovers vs. Georgetown (ND 61 - Georgetown 48)  
Committed 25 turnovers.....was on 2/8/00 - 26 turnovers vs. Villanova (ND 69 - Villanova 86)  
Forced 25 turnovers.....never

## An Irish player had..

25+ points.....was on 1/24/06 - Chris Quinn (26) vs. Georgetown (ND 82 - Georgetown 85 2OT)\*  
30+ points.....was on 1/16/06 - Chris Quinn (31) vs. Providence (ND 92 - Providence 77)\*  
35+ points.....was on 1/4/06 - Chris Quinn (37) vs. Pittsburgh (ND 97 - Pittsburgh 100 2OT)  
40+ points.....never  
15 or more rebounds.....was on 1/20/04 - Torin Francis (16) vs. Virginia Tech (ND 74 - Virginia Tech 63)  
20 rebounds.....was on 1/8/01 - Troy Murphy (20) vs. Seton Hall (ND 76 - Seton Hall 78)  
a "double-double".....was on 1/24/06 - Chris Quinn (24 pts, 10 asts) vs. Georgetown (ND 82 - Georgetown 85 2OT)\*  
a "triple-double".....never  
20 points and 10 rebounds.....was on 1/20/04 - Torin Francis (22 pts, 16 rebs) vs. Virginia Tech (ND 74 - Virginia Tech 63)  
20 points and 20 rebounds.....was on 1/8/01 - Troy Murphy (25 pts, 20 rebs) vs. Seton Hall (ND 76 - Seton Hall 78)  
10 assists.....was on 1/24/06 - Chris Quinn (10) vs. Georgetown (ND 82 - Georgetown 85 - 2OT)\*  
10 blocks.....never  
10 steals.....never

## An opposing player had..

25+ points.....was on 1/20/06 - Steve Novak (28), Marquette (ND 65 - Marquette 67)  
30+ points.....was on 1/25/03 - Troy Bell (31), Boston College (ND 101 - BC 96 OT)  
35+ points.....was on 2/1/03 - Mike Sweetney (38), Georgetown (ND 93 - Georgetown 92 - 2OT)  
40+ points.....never  
15 rebounds.....was on 3/2/05 - Byron Joynes (15), Rutgers (ND 66 - Rutgers 56) \*  
20 rebounds.....was on 2/21/04 - Emeka Okafor (22), Connecticut (ND 50 - Connecticut 61)  
a "double-double".....was on 1/28/06 - Allan Ray (23 pts, 10 rebs), Villanova (ND 70 - Villanova 72)\*  
a "triple-double".....never  
20 points and 10 rebounds.....was on 1/28/06 - Allan Ray (23 pts, 10 rebs), Villanova (ND 70 - Villanova 72)\*  
20 points and 20 rebounds.....was on 2/9/02 - Mike Sweetney (35 pts, 20 rebs), Georgetown (ND 116 - Georgetown 111 - 4OT)  
10 assists.....was on 2/21/05 - Marcus Williams (12), Connecticut (ND 74 - Connecticut 88)  
10 blocks.....never  
10 steals.....never

\* indicates Notre Dame home game; @ indicates Joyce Center record

# BIG EAST Career Statistics

## Ryan Ayers' Career Stats vs. The BIG EAST

Opponent	G-GS	Min.	3Pt.			Reb.	A	PF	BS	ST	Pts.
			FG-FGA	FG-FGA	FT-FTA						
Connecticut	0-0	0/0.0	0-0	0-0	0-0	0/0.0	0	0	0	0	0/0.0
DePaul	1-0	1/1.0	0-0	0-0	0-0	0/0.0	0	0	0	0	0/0.0
Georgetown	0-0	0/0.0	0-0	0-0	0-0	0/0.0	0	0	0	0	0/0.0
Marquette	1-0	5/5.0	0-0	0-0	0	0/0.0	0	0	2	0	0/0.0
Pittsburgh	1-0	6/6.0	0-0	0-0	0-0	0/0.0	0	1	0	0	0/0.0
Providence	1-0	9/9.0	0-2	0-0	0-0	1/2.0	0	2	0	1	0/0.0
Rutgers	0-0	0/0.0	0-0	0-0	0-0	0/0.0	0	0	0	0	0/0.0
St. John's	0-0	0/0.0	0-0	0-0	0-0	0/0.0	0	0	0	0	0/0.0
Seton Hall	0-0	0/0.0	0-0	0-0	0-0	0/0.0	0	0	0	0	0/0.0
Syracuse	0-0	0/0.0	0-0	0-0	0-0	0/0.0	0	0	0	0	0/0.0
Villanova	0-0	0/0.0	0-0	0-0	0-0	0/0.0	0	0	0	0	0/0.0
West Virginia	0-0	0/0.0	0-0	0-0	0-0	0/0.0	0	0	0	0	0/0.0

## Russell Carter's Career Stats vs. The BIG EAST

Opponent	G-GS	Min.	3Pt.			Reb.	A	PF	BS	ST	Pts.
			FG-FGA	FG-FGA	FT-FTA						
Connecticut	2-0	5/2.5	0-0	0-0	0-0	1/0.5	1	2	0	0	4/2.0
DePaul	1-1	37/37.0	3-11	1-5	0-0	7/7.0	2	0	1	1	7/7.0
Georgetown	4-0	46/11.5	3-8	1-3	4-6	5/1.3	3	3	1	1	11/2.8
Marquette	1-0	1/1.0	0-0	0-0	0-0	0/0.0	0	1	0	0	0/0.0
Pittsburgh	3-1	58/19.3	7-16	2-7	7-10	7/2.3	4	6	0	2	23/7.7
Providence	2-0	6/3.0	0-1	0-1	1-2	2/1.0	0	2	0	0	1/1.0
Rutgers	2-0	23/11.5	4-9	1-2	3-4	2/1.0	0	1	0	1	4/2.0
St. John's	2-0	11/5.5	2-3	1-2	0-0	1/0.5	1	2	0	0	5/2.5
Seton Hall	1-0	8/8.0	2-3	1-1	0-0	0/0.0	0	0	0	0	5/5.0
Syracuse	3-1	34/11.3	9-16	2-6	2-7	8/2.7	0	4	0	2	22/7.3
Villanova	3-1	37/12.3	4-9	1-3	8-11	7/2.3	2	7	0	1	17/5.7
West Virginia	1-1	4/4.0	1-1	1-1	0-0	0/0.0	0	2	0	0	3/3.0

## Rick Cornett's Career Stats vs. The BIG EAST

Opponent	G-GS	Min.	3Pt.			Reb.	A	PF	BS	ST	Pts.
			FG-FGA	FG-FGA	FT-FTA						
Connecticut	5-0	69/13.8	12-23	0-0	10-14	16/3.2	1	3	2	0	34/6.8
DePaul	1-0	6/6.0	0-0	0-0	0-0	0/0.0	0	2	0	0	0/0.0
Georgetown	4-1	55/13.8	5-7	0-0	4-8	14/3.5	0	8	1	1	14/3.5
Marquette	1-0	6/6.0	1-3	0-0	0-0	2/2.0	1	1	0	0	2/2.0
Pittsburgh	4-0	36/9.0	5-11	0-0	1-4	9/2.3	1	9	0	2	11/2.8
Providence	3-0	58/19.3	7-16	0-0	6-13	25/8.3	2	8	0	0	20/6.7
Rutgers	3-0	17/5.7	6-8	0-0	0-0	4/1.3	0	1	0	1	12/4.0
St. John's	1-0	12/12.0	1-7	0-0	4-6	9/9.0	0	1	0	2	6/6.0
Seton Hall	1-0	11/11.0	3-4	0-0	0-2	3/3.0	0	2	1	1	6/6.0
Syracuse	4-0	31/7.8	7-10	0-0	0-3	5/1.7	0	2	1	0	14/3.5
Villanova	4-0	20/5.0	4-7	0-0	2-7	9/2.3	0	3	0	1	10/2.5
West Virginia	4-0	23/5.8	4-8	0-0	4-4	6/1.5	0	0	1	1	12/3.0

## Colin Falls' Career Stats vs. The BIG EAST

Opponent	G-GS	Min.	3Pt.			Reb.	A	PF	BS	ST	Pts.
			FG-FGA	FG-FGA	FT-FTA						
Connecticut	5-2	104/20.8	12-35	10-30	6-9	8/1.6	4	5	1	4	21/4.2
DePaul	1-1	38/38.0	8-13	6-11	4-5	3/3.0	0	3	2	1	26/26.0
Georgetown	4-3	134/33.5	11-34	11-29	14-15	5/1.3	3	12	0	5	47/11.8
Marquette	1-1	38/38.0	6-14	6-14	3-3	3/3.0	1	0	0	1	21/21.0
Pittsburgh	5-3	129/25.8	15-45	14-39	7-8	8/1.6	6	11	0	2	51/10.2
Providence	3-2	93/31.0	11-19	8-20	3-3	10/3.3	4	5	1	4	33/11.0
Rutgers	3-2	84/28.0	9-24	6-18	1-2	3/1.0	2	2	1	1	27/9.0
St. John's	2-1	50/25.0	11-21	9-17	3-3	3/1.5	3	7	1	0	34/17.0
Seton Hall	2-1	38/19.0	3-10	3-6	10-11	4/2.0	0	3	0	1	19/9.5
Syracuse	5-3	134/26.8	13-31	13-29	7-8	11/2.2	19	11	0	0	46/9.2
Villanova	4-4	129/32.3	8-19	8-15	9-10	9/2.3	8	8	1	0	33/8.3
West Virginia	3-2	61/20.3	7-17	7-16	6-6	6/2.0	3	2	0	0	27/9.0

## Torin Francis' Career Stats vs. The BIG EAST

Opponent	G-GS	Min.	3Pt.			Reb.	A	PF	BS	ST	Pts.
			FG-FGA	FG-FGA	FT-FTA						
Connecticut	4-4	94/23.5	14-34	0-0	14-22	22/5.5	1	7	4	2	42/10.5
DePaul	1-1	27/27.0	5-11	0-0	0-0	7/7.0	2	1	0	0	10/10.0
Georgetown	5-5	132/26.4	11-27	0-0	12-16	35/7.0	5	15	10	2	34/6.8
Marquette	1-1	8/8.0	2-6	0-0	4-4	10/10.0	1	1	1	1	8/8.0
Pittsburgh	7-7	189/27.0	22-54	0-0	8-20	49/7.0	6	11	6	2	52/7.4
Providence	3-3	62/20.7	5-19	0-0	14-18	21/7.0	2	4	1	1	24/8.0
Rutgers	5-5	152/30.4	20-42	0-0	27-33	38/7.6	5	9	8	1	67/13.4
St. John's	2-2	70/35.0	8-22	0-0	12-16	15/7.5	2	3	2	1	28/14.0
Seton Hall	3-3	88/29.3	12-27	0-0	10-14	27/9.0	1	4	2	4	34/11.3
Syracuse	6-6	194/32.3	29-53	0-0	38-58	57/9.5	5	17	7	0	96/16.0
Villanova	4-4	90/22.5	19-35	0-0	7-14	26/6.5	1	10	2	0	45/11.3
West Virginia	4-4	108/27.0	17-32	0-0	8-16	23/5.8	4	9	6	1	42/10.5

## Zach Hillesland's Career Stats vs. The BIG EAST

Opponent	G-GS	Min.	3Pt.			Reb.	A	PF	BS	ST	Pts.
			FG-FGA	FG-FGA	FT-FTA						
Connecticut	0-0	0/0.0	0-0	0-0	0-0	0/0.0	0	0	0	0	0/0.0
DePaul	0-0	0/0.0	0-0	0-0	0-0	0/0.0	0	0	0	0	0/0.0
Georgetown	0-0	0/0.0	0-0	0-0	0-0	0/0.0	0	0	0	0	0/0.0
Marquette	0-0	0/0.0	0-0	0-0	0-0	0/0.0	0	0	0	0	0/0.0
Pittsburgh	1-0	1/1.0	0-0	0-0	0-0	0/0.0	0	0	0	0	0/0.0
Providence	1-0	2/2.0	0-0	0-0	0-0	0/0.0	0	1	0	0	0/0.0
Rutgers	0-0	0/0.0	0-0	0-0	0-0	0/0.0	0	0	0	0	0/0.0
St. John's	0-0	0/0.0	0-0	0-0	0-0	0/0.0	0	0	0	0	0/0.0
Seton Hall	0-0	0/0.0	0-0	0-0	0-0	0/0.0	0	0	0	0	0/0.0
Syracuse	0-0	0/0.0	0-0	0-0	0-0	0/0.0	0	0	0	0	0/0.0
Villanova	0-0	0/0.0	0-0	0-0	0-0	0/0.0	0	0	0	0	0/0.0
West Virginia	0-0	0/0.0	0-0	0-0	0-0	0/0.0	0	0	0	0	0/0.0

## Rob Kurz' Career Stats vs. The BIG EAST

Opponent	G-GS	Min.	3Pt.			Reb.	A	PF	BS	ST	Pts.
			FG-FGA	FG-FGA	FT-FTA						
Connecticut	1-0	1/1.0	0-0	0-0	0-0	0/0.0	0	0	0	0	0/0.0
DePaul	1-0	24/24.0	2-3	1-1	2-2	7/7.0	0	4	0	2	7/7.0
Georgetown	2-1	44/22.0	6-11	1-3	1-3	7/7.0	1	2	2	1	14/14.0
Marquette	1-1	36/36.0	4-8	0-0	0-0	2/2.0	1	3	0	1	8/8.0
Pittsburgh	1-0	15/15.0	2-2	0-0	2-2	2/2.0	0	3	0	0	6/6.0
Providence	2-1	26/13.0	3-5	0-1	3-4	2/2.0	1	2	1	0	9/9.0
Rutgers	0-0	0/0.0	0-0	0-0	0-0	0/0.0	0	0	0	0	0/0.0
St. John's	0-0	0/0.0	0-0	0-0	0-0	0/0.0	0	0	0	0	0/0.0
Seton Hall	0-0	0/0.0	0-0	0-0	0-0	0/0.0	0	0	0	0	0/0.0
Syracuse	1-1	25/25.0	4-12	0-0	7-9	5/5.0	0	0	1	0	15/15.0
Villanova	1-1	11/11.0	0-4	0-1	0-0	5/5.0	0	2	0	1	0/0.0
West Virginia	1-0	1/1.0	0-0	0-0	0-0	0/0.0	0	0	0	0	0/0.0

## Kyle McAlarney's Career Stats vs. The BIG EAST

Opponent	G-GS	Min.	3Pt.			Reb.	A	PF	BS	ST	Pts.
			FG-FGA	FG-FGA	FT-FTA						
Connecticut	0-0	0/0.0	0-0	0-0	0-0	0/0.0	0	0	0	0	0/0.0
DePaul	1-0	8/8.0	0-2	0-2	0-0	1/1.0	1	1	0	0	0/0.0
Georgetown	1-0	21/21.0	1-6	0-3	0-0	2/2.0	1	0	0	0	2/2.0
Marquette	1-1	36/36.0	3-7	1-5	1-1	4/4.0	4	2	0	2	8/8.0
Pittsburgh	1-0	18/18.0	1-2	1-2	0-0	1/1.0	1	5	0	0	3/3.0
Providence	1-0	30/30.0	4-6	3-3	1-1	2/2.0	4	0	0	0	12/12.0
Rutgers	0-0	0/0.0	0-0	0-0	0-0	0/0.0	0	0	0	0	0/0.0
St. John's	0-0	0/0.0	0-0	0-0	0-0	0/0.0	0	0	0	0	0/0.0
Seton Hall	0-0	0/0.0	0-0	0-0	0-0	0/0.0	0	0	0	0	0/0.0
Syracuse	1-0	20/20.0	1-3	1-2	0-0	3/3.0	3	0	0	0	3/3.0
Villanova	1-0	22/22.0	3-7	3-5	4-4	3/3.0	0	2	0	0	13/13.0
West Virginia	0-0	0/0.0	0-0	0-0	0-0	0/0.0	0	0	0	0	0/0.0

# BIG EAST Career Statistics

## Chris Quinn's Career Stats vs. The BIG EAST

Opponent	G-GS	Min.	3Pt.			Reb.	A	PF	BS	ST	Pts.
			FG- FGA	FG- FGA	FT- FTA						
Connecticut	6-5	192/32.0	24-62	11-31	5-12	14/2.3	12	1	1	6	64/10.7
DePaul	1-1	40/40.0	6-15	1-7	3-6	2/2.0	9	1	0	0	16/16.0
Georgetown	6-4	208/34.7	25-53	16-31	19-23	17/2.8	27	10	0	6	85/14.2
Marquette	1-1	40/40.0	6-16	2-8	4-5	3/3.0	5	2	0	2	18/18.0
Pittsburgh	7-5	213/30.4	30-67	17-63	10-11	19/2.7	25	14	1	6	89/12.7
Providence	4-3	119/29.8	21/36	11-20	8-10	14/3.5	13	2	0	3	61/15.3
Rutgers	5-3	100/20.0	12-24	5-12	6-6	8/1.6	3	6	1	4	35/7.0
St. John's	3-2	93/31.0	10-26	5-14	1-1	11/3.7	10	6	2	5	26/8.7
Seton Hall	4-2	103/25.8	6-17	3-11	6-8	7/1.8	10	6	0	5	21/5.3
Syracuse	7-5	219/31.3	29-60	18-44	9-11	17/2.4	27	14	0	8	85/12.1
Villanova	4-3	149/37.3	19-42	12-24	10-13	20/5.0	21	7	4	6	60/15.0
West Virginia	5-2	136/27.2	13-33	8-19	5-5	13/2.6	11	5	0	3	39/7.8

## Luke Zeller's Career Stats vs. The BIG EAST

Opponent	G-GS	Min.	3Pt.			Reb.	A	PF	BS	ST	Pts.
			FG- FGA	FG- FGA	FT- FTA						
Connecticut	0-0	0/0.0	0-0	0-0	0-0	0/0.0	0	0	0	0	0/0.0
DePaul	1-1	20/20.0	0-1	0-1	1-2	7/7.0	2	3	0	1	1/1.0
Georgetown	1-0	8/8.0	0-1	0-1	0-0	1/1.0	1	1	0	0	0/0.0
Marquette	1-0	4/4.0	0-1	0-1	0-0	1/1.0	0	2	0	0	0/0.0
Pittsburgh	1-1	38/38.0	4-12	3-10	0-0	5/5.0	3	3	1	0	11/11.0
Providence	1-0	14/14.0	0-2	0-1	0-0	0/0.0	3	2	0	0	0/0.0
Rutgers	0-0	0/0.0	0-0	0-0	0-0	0/0.0	0	0	0	0	0/0.0
St. John's	0-0	0/0.0	0-0	0-0	0-0	0/0.0	0	0	0	0	0/0.0
Seton Hall	0-0	0/0.0	0-0	0-0	0-0	0/0.0	0	0	0	0	0/0.0
Syracuse	1-0	22/22.0	2-8	2-4	0-0	9/9.0	2	1	2	0	6/6.0
Villanova	1-0	27/27.0	3-7	1-5	1-2	2/2.0	0	4	0	0	8/8.0
West Virginia	0-0	0/0.0	0-0	0-0	0-0	0/0.0	0	0	0	0	0/0.0



# Rick Cornett

Forward • Senior • 6-9 • 244 • Country Club Hills, IL

11


Has scored in double figures in five career games • Lone career double-double (14 pts./14 rebs.) was against Providence on Feb. 19, 2005 • Enjoyed most productive outing of the season against Alabama as he scored eight points and grabbed a season-high nine rebounds in 15 minutes of action • Has started once and seen action off the bench in all 17 games • Tied a season high in points (10) in the win over Niagara • Scored nine points against Columbia in his first start since the 2003-04 season • Carded nine points and eight boards against Fordham, while also recording two assists, two blocks and two steals in a season-high 18 minutes • Scored eight points in 14 minutes against Pittsburgh in the BIG EAST opener • Netted four points and grabbed six rebounds in win over Providence • Played a season-high 22 minutes against Georgetown and had five

points and five rebounds,

Opp.	Min.	Total				Rebounds				PF	A	TO	BLK	Stl.	Pts.	
		FG-FGA	Pct.	3FG-FGA	Pct.	FT-FTA	Pct.	Off.	Def.							Total
Lafayette	13	3-3	1.000	0-0	.000	4-6	.667	0	3	3	0	0	0	2	0	10
Hofstra	11	2-3	.667	0-0	.000	0-0	.000	1	2	3	1	0	0	0	0	4
NC State	9	1-2	.500	0-0	.000	0-0	.000	0	2	2	2	0	1	1	0	2
Michigan	3	0-1	.000	0-0	.000	0-0	.000	1	1	2	2	0	1	0	0	0
Alabama	15	2-6	.333	0-0	.000	4-5	.800	5	4	9	1	0	2	1	0	8
Fla. Int.	9	2-4	.500	0-0	.000	1-2	.500	1	2	3	2	0	0	0	0	5
IPFW	3	0-1	.000	0-0	.000	0-0	.000	0	0	0	0	1	0	0	0	0
Niagara	15	5-6	.833	0-0	.000	0-2	.000	1	3	4	2	1	1	1	2	10
Columbia (S)	15	3-4	.750	0-0	.000	3-4	.750	1	0	1	1	0	0	0	0	9
Fordham	18	4-6	.667	0-0	.000	1-2	.500	3	5	8	1	2	1	2	2	9
Wofford	8	2-3	.667	0-0	.000	0-0	.000	1	2	3	1	0	0	0	0	4
Pittsburgh	14	4-8	.500	0-0	.000	0-2	.000	4	0	4	5	1	2	0	1	8
DePaul	6	0-0	.000	0-0	.000	0-0	.000	0	0	0	2	0	1	0	0	0
Syracuse	3	0-1	.000	0-0	.000	0-0	.000	0	0	0	1	0	0	0	0	0
Providence	15	2-4	.500	0-0	.000	0-0	.000	3	3	6	5	1	1	0	0	4
Marquette	6	1-3	.333	0-0	.000	0-0	.000	1	1	2	1	1	1	0	0	2
Georgetown	22	2-3	.667	0-0	.000	1-4	.250	3	2	5	2	0	0	0	1	5
Villanova	5	1-1	1.000	0-0	.000	2-3	.667	0	1	1	0	0	0	0	1	4

### Cornett's Career Statistics

YEAR	G-S	MIN/AVG	FG-FGA		3-Point		FT-FTA		PCT.	Rebounds			AST.	STL	BLK	PF-D	PTS/AVG
			PCT.	PCT.	PCT.	O	D	TOT		AVG.							
2002-03	12-0	61/5.1	10-17	.588	0-0	.000	10-14	.714	2	11	13	1.1	2	0	3	7-0	30/2.5
BIG EAST	2-0	4/2.0	0-1	.000	0-0	.000	2-4	.500	1	0	1	0.5	0	0	0	0-0	2/1.0
2003-04	26-1	284/10.9	38-80	.475	0-0	.000	42-62	.677	38	51	89	3.4	4	11	7	32-0	118/4.5
BIG EAST	14-0	121/8.6	13-37	.400	0-0	.000	14-27	.519	19	25	44	3.1	0	5	2	14-0	40/2.0
2004-05	26-0	245/9.4	40-68	.588	0-0	.000	15-37	.405	32	35	67	2.6	4	5	10	36-0	95/3.7
BIG EAST	13-0	131/10.1	24-35	.686	0-0	.000	8-19	.421	16	19	35	2.7	1	2	3	20-0	56/4.3
2005-06	18-1	189/10.5	34-59	.576	0-0	.000	16-30	.533	25	31	56	3.1	7	7	7	29-2	84/4.7
BIG EAST	7-0	70/10.0	10-20	.500	0-0	.000	3-9	.333	11	7	18	2.6	3	3	0	16-2	23/3.3
TOTALS	82-2	779/9.5	122-224	.545	0-0	.000	83-143	.580	97	128	225	2.7	17	23	27	104-2	327/3.9
BIG EAST	36-0	326/9.1	47-93	.505	0-0	.000	27-59	.458	47	51	98	2.7	4	10	5	50-2	121/3.4



# Torin Francis

Forward • Senior • 6-11 • 252 • Boston, MA

(Tabor Academy)


Two-time Irish captain • Has started all 101 games he has played during his career • Leads all Irish players with 28 career double-doubles • Has five double-doubles this season and grabbed 10-plus rebounds in eight outings • Scored in double figures in 60 career games and netted 20-plus points in 12 contests and grabbed 10-plus rebounds in 37 games • Registered back-to-back double-doubles against North Carolina State and Michigan • With first basket in Florida International game, became the 45th player in Notre Dame history to score 1,000 points • Named to BIG EAST Honor Roll for the week of Dec. 12 and for the week of Dec. 19 • Turned in 24 points and 11 rebounds against IPFW to earn his third double-double in four games • Hauled in a team-high 10 rebounds against Columbia • Matched career-high with four assists against Wofford

• Paced the Irish with nine rebounds versus Pittsburgh, collecting his 800th career rebound in the process • Notched 10 points and seven boards at DePaul • Fifth double-double of the season came against Syracuse as he finished with 13 points and 10 rebounds • Grabbed 10 rebounds against Marquette and 12 versus Georgetown while playing in 100th career outing.

Opp.	Min.	Total				Rebounds		Off.	PF	A	TO	BLK	Stl.	Pts.		
		FG-FGA	Pct.	3FG-FGA	Pct.	Def.	Total									
Lafayette (S)	29	2-5	.400	0-0	.000	4-4	1.000	2	12	14	1	1	1	0	1	8
Hofstra (S)	29	4-8	.500	0-0	.000	3-4	.750	2	5	7	1	2	1	1	0	11
NC State (S)	29	6-8	.750	0-0	.000	1-3	.333	4	7	11	3	0	0	1	0	13
Michigan (S)	37	8-16	.500	0-0	.000	6-7	.857	5	8	13	1	1	2	3	1	22
Alabama (S)	34	5-9	.556	0-0	.000	4-4	1.000	3	6	9	2	0	5	1	1	14
Fla. Int. (S)	25	5-9	.556	0-0	.000	6-11	.545	2	5	7	1	2	0	3	2	16
IPFW (S)	37	10-13	.769	0-0	.000	4-4	1.000	2	9	11	3	2	2	1	1	24
Niagara (S)	25	6-7	.857	0-0	.000	2-2	1.000	2	7	9	2	2	4	3	0	14
Columbia (S)	30	2-6	.333	0-0	.000	4-11	.364	2	8	10	2	0	1	4	0	8
Fordham (S)	20	4-6	.667	0-0	.000	0-0	.000	2	1	3	4	2	1	1	0	8
Wofford (S)	32	5-9	.556	0-0	.000	2-2	1.000	2	9	11	4	5	0	1	1	10
Pittsburgh (S)	29	3-11	.272	0-0	.000	1-4	.250	5	4	9	1	0	0	1	0	7
DePaul (S)	27	5-11	.455	0-0	.000	0-0	.000	2	5	7	1	2	2	0	0	10
Syracuse (S)	30	5-12	.417	0-0	.000	3-5	.600	2	8	10	3	0	2	0	0	13
Providence (S)	24	1-6	.167	0-0	.000	9-12	.750	2	6	8	2	2	1	1	1	11
Marquette (S)	34	2-6	.333	0-0	.000	4-4	1.000	4	6	10	1	1	2	1	1	8
Georgetown (S)	25	3-6	.500	0-0	.000	3-6	.500	5	7	12	5	1	1	1	0	9
Villanova (S)	27	5-9	.556	0-0	.000	1-4	.250	1	5	6	2	0	0	1	0	11

### Francis' Career Statistics

YEAR	G-S	MIN/AVG	FG-FGA	PCT.	3-Point			Rebounds									
					FG-FGA	PCT.	FT-FTA	PCT.	O	D	TOT	AVG.	AST.	STL	BLK	PF-D	PTS/AVG
2002-03	34-34	974/28.6	126-252	.500	1-1	1.000	124-181	.685	96	188	284	8.4	34	16	60	64-0	377/11.1
BIG EAST	16-16	448/28.0	48-104	.462	0-0	.000	56-83	.675	34	71	105	6.6	19	7	23	29-0	152/9.5
2003-04	20-20	632/31.6	98-181	.567	0-2	.000	88-129	.682	61	114	175	8.8	23	7	35	47-0	284/14.2
BIG EAST	10-10	275/27.5	51-90	.567	0-0	.000	26-48	.542	26	42	68	6.8	6	1	13	23-0	128/12.8
2004-05	29-29	766/26.4	96-213	.451	0-0	.000	78-114	.684	84	143	227	7.8	14	8	31	60-1	270/9.3
BIG EAST	16-16	440/27.5	56-134	.418	0-0	.000	49-68	.721	46	74	120	7.5	8	6	16	44-1	161/10.1
2005-06	18-18	523/29.1	81-157	.516	0-0	.000	57-87	.655	49	118	167	9.3	22	9	23	39-1	219/12.2
BIG EAST	7-7	196/28.0	24-61	.393	0-0	.000	21-35	.600	21	41	62	8.9	6	2	5	15-1	69/9.9
TOTALS	101-101	2895/28.7	401-803	.499	1-3	.333	347-511	.679	290	563	853	8.4	93	40	149	210-2	1150/11.4
BIG EAST	49-49	1359/27.7	179-389	.460	0-0	.000	152-234	.650	127	228	355	7.2	39	16	57	111-1	510/10.4



# Chris Quinn

Guard • Senior • 6-2 • 185 • Dublin, OH  
(Dublin Coffman)


Two-time Irish captain • Has missed only two games (due to injury) during his career • Has netted double figures in 63 career games and 16 outings this season • Finished with 20-plus points in 11 career outings • Named to the BIG EAST Preseason Honorable Mention Team • Set a career high in assists against Lafayette with nine • Became the 44th player in Notre Dame history to score 1,000 points while finishing with a then-career-high 26 points against Michigan • Grabbed a season-high five rebounds against Michigan • Tied single-game school record with 10-10 performance from free-throw line versus Florida International • Dished out eight assists against Columbia — one off of his career high • Recorded 14 points, a career-high nine rebounds and eight assists against Fordham to finish just short of the second triple-double in school history • Dished off seven assists against Wofford • Set career highs in points (37), field goals (13), field goals attempted (23) and minutes played (49) and tied his career high in assists (9) and three-point field goals (6) in the double-overtime thriller with Pittsburgh • Handed out a career-high-tying nine assists against DePaul and Syracuse • Topped 30-point mark for the second time in four games with 31-point outing against Providence as he finished 11-14 (career-best .786) from the field and 5-7 from three-point range • Made 200th career three-pointer against Providence • Scored 16 points in playing all 40 minutes against Marquette • Played all 50 minutes in double-overtime loss to Georgetown and recorded first career double-double with 26 points and a career-high 10 assists • Has played entire game in five of last six contests ... Matched career-high with nine rebounds against Villanova, in addition to scoring 18 points and dishing off eight assists.

Opp.	Min.	Total		3FG-FGA	Pct.	FT-FTA	Pct.	Off.	Rebounds		PF	A	TO	BLK	Stl.	Pts.
		FG-FGA	Pct.						Def.	Total						
Lafayette (S)	37	5-10	.500	1-2	.500	4-6	.667	0	3	3	1	9	4	0	5	15
Hofstra (S)	38	6-12	.500	2-4	.500	2-2	1.000	1	3	4	2	6	1	0	3	16
NC State (S)	39	4-15	.267	1-4	.250	2-2	1.000	1	1	3	4	5	4	0	3	11
Michigan (S)	40	9-18	.500	4-7	.571	4-4	1.000	0	2	2	0	3	2	1	0	26
Alabama (S)	40	4-8	.500	1-4	.250	2-2	1.000	2	3	5	2	4	3	0	0	11
Fla. Int. (S)	30	3-9	.333	0-3	.000	10-10	1.000	2	1	3	0	5	1	0	4	16
IPFW	DNP-Inj.															
Niagara (S)	34	2-6	.333	1-1	1.000	0-0	.000	0	4	4	1	5	2	0	3	5
Columbia (S)	39	5-10	.500	2-6	.333	6-7	.857	1	2	3	1	8	1	0	0	18
Fordham (S)	37	5-9	.555	4-6	.667	0-0	.000	1	8	9	1	8	2	0	0	14
Wofford (S)	38	2-12	.167	1-4	.250	5-6	.833	2	0	2	1	7	2	0	1	10
Pittsburgh (S)	49	13-23	.565	6-9	.667	5-5	1.000	0	6	6	5	9	3	0	2	37
DePaul (S)	40	6-15	.400	1-7	.143	3-6	.500	1	1	2	1	9	3	0	0	16
Syracuse (S)	40	5-10	.500	2-6	.333	0-0	.000	0	3	3	3	9	3	0	2	12
Providence (S)	38	11-14	.786	5-7	.714	4-4	1.000	1	4	5	0	5	0	0	1	31
Marquette (S)	40	6-16	.375	2-8	.250	4-5	.800	0	3	3	2	5	3	0	2	18
Georgetown (S)	50	9-22	.409	4-11	.364	4-4	1.000	1	3	4	4	10	4	0	1	26
Villanova (S)	40	6-11	.545	4-6	.667	2-4	.500	3	6	9	3	8	6	2	1	18

### Quinn's Career Statistics

YEAR	G-S	MIN/AVG	FG-FGA	PCT.	3-Point		FT-FTA	PCT.	O	Rebounds		AST.	STL	BLK	PF-D	PTS/AVG	
					FG-FGA	PCT.				D	TOT						
2002-03	34-0	521/15.3	43-90	.478	29-66	.439	16-20	.800	18	35	53	1.6	51	28	3	40-0	131/3.9
<b>BIG EAST</b>	16-0	210/13.1	15-33	.455	10-25	.400	8-10	.800	13	7	20	1.3	22	12	1	15-0	48/3.0
2003-04	32-25	1145/35.8	153-354	.432	74-195	.379	77-96	.802	15	80	95	3.0	104	47	5	62-0	457/14.3
<b>BIG EAST</b>	16-14	582/36.4	76-182	.418	38-105	.362	38-52	.731	8	41	49	3.1	60	26	4	29-0	228/14.3
2004-05	27-27	977/36.2	120-266	.451	66-145	.455	47-60	.783	21	56	77	2.9	86	35	5	42-0	353/12.6
<b>BIG EAST</b>	16-16	588/36.8	71-146	.486	43-83	.518	24-31	.774	15	37	52	3.3	54	13	4	22-0	209/13.1
2006-06	17-17	669/39.4	101-220	.459	41-95	.432	57-67	.851	16	54	70	4.1	115	28	3	31-1	300/17.6
<b>BIG EAST</b>	7-7	297/42.4	56-111	.505	24-54	.444	22-28	.786	6	26	32	4.6	55	9	2	18-1	158/22.6
<b>TOTALS</b>	111-70	3322/29.9	417-931	.448	210-501	.419	197-243	.811	70	225	295	2.7	356	138	16	175-1	1241/11.1
<b>BIG EAST</b>	55-37	1677/30.5	218-472	.462	115-267	.431	92-121	.760	42	111	153	2.8	191	60	11	84-1	643/11.7





# Russell Carter

Guard • Junior • 6-4 • 223 • Paulsboro, NJ  
(Paulsboro)

Earned first career start in final game last season versus Holy Cross (first round of NIT) • Has started 16 games for the Irish this year • Played a then-career-high 25 minutes in the season opener against Lafayette and dished out three assists versus Hofstra • Scored a season-high 12 points against North Carolina State and also was in double figures in win at Alabama (11 points) • Finished with 11 points in win over Florida International which marked the first time in his career that he registered back-to-back double-digit scoring efforts • His seven rebounds against Michigan matched a career best at the time • Played a career-high 38 minutes in the win over IPFW, ripping down a career-high and team-leading 14 boards in addition to recording a career-high six steals • Hit a career-high two three-point field goals versus Niagara • Turned in

his fifth double-figure scoring effort of the season with 10 points versus Fordham • Scored a career-high 16 points in win over Wofford to lead all Irish scorers in the contest, then followed that up with another 16-point effort against Pittsburgh • Has scored in double figures seven times this season • Recorded his 100th career rebound against DePaul • Netted double figures for the eighth time with a 15-point effort against Syracuse in 21 minutes • Made a career-high eight free throws on 11 attempts and finished with 14 points versus Villanova.

Opp.	Min.	Total				Rebounds				PF	A	TO	BLK	Stl.	Pts.	
		FG-FGA	Pct.	3FG-FGA	Pct.	FT-FTA	Pct.	Off.	Def.							Total
Lafayette (S)	25	2-5	.400	1-3	.333	4-6	.667	1	1	2	2	1	0	0	2	9
Hofstra (S)	24	2-4	.500	1-1	1.000	1-2	.500	1	2	3	2	3	1	0	1	6
NC State (S)	33	4-9	.444	0-4	.000	4-8	.500	1	2	3	3	1	2	1	3	12
Michigan (S)	33	2-7	.286	0-3	.000	0-0	.000	3	4	7	3	4	3	0	2	4
Alabama (S)	26	4-8	.500	1-1	1.000	2-4	.500	3	2	5	2	0	4	1	3	11
Fla. Int. (S)	20	4-6	.667	1-1	1.000	2-2	1.000	0	2	2	1	1	1	1	0	11
IPFW (S)	38	2-10	.200	1-2	.500	6-7	.857	5	9	14	2	2	3	1	6	11
Niagara (S)	18	3-6	.500	2-3	.667	0-0	.000	1	4	5	2	2	5	0	2	8
Columbia (S)	24	1-6	.167	1-3	.333	4-8	.500	2	3	5	2	0	0	0	2	7
Fordham (S)	21	4-8	.500	0-2	.000	2-2	1.000	1	2	3	0	3	1	0	0	10
Wofford (S)	30	4-9	.444	1-5	.200	7-9	.778	0	1	1	2	0	2	1	1	16
Pittsburgh (S)	41	4-12	.333	1-5	.200	7-10	.700	4	2	6	4	3	0	0	2	16
DePaul (S)	37	3-11	.273	1-5	.200	0-0	.000	3	4	7	0	2	1	1	1	7
Syracuse (S)	21	6-10	.600	1-3	.333	2-4	.500	3	2	5	1	0	3	0	0	15
Providence (S)	4	0-0	.000	0-0	.000	1-2	.500	1	0	1	2	0	2	0	0	1
Marquette	1	0-0	.000	0-0	.000	0-0	.000	0	0	0	1	0	1	0	0	0
Georgetown	34	2-6	.333	1-3	.333	3-4	.750	3	1	4	1	3	1	0	1	8
Villanova	31	3-8	.375	0-2	.000	8-11	.727	1	5	6	5	2	3	0	1	14

### Carter's Career Statistics

YEAR	G-S	MIN/AVG	3-Point				Rebounds				AST.	STL	BLK	PF-D	PTS/AVG		
			FG-FGA	PCT.	FG-FGA	PCT.	FT-FTA	PCT.	O	D						TOT	AVG.
2003-04	11-0	23/2.1	3-9	.333	2-5	.400	1-2	.500	1	3	4	0.4	0	1	1	5-0	9/0.8
BIG EAST	4-0	5/1.3	2-3	.667	1-2	.500	0-0	.000	0	1	1	0.3	0	0	0	2-0	5/1.3
2004-05	24-1	204/8.5	30-61	.492	12-24	.500	11-18	.611	19	14	33	1.4	9	8	2	31-0	83/3.5
BIG EAST	14-0	75/5.4	11-18	.611	5-8	.625	1-5	.200	4	5	9	0.6	3	2	1	13-0	28/2.0
2005-06	18-16	462/25.7	50-125	.400	13-46	.283	53-79	.671	33	46	79	4.4	27	27	6	35-1	166/9.2
BIG EAST	7-5	170/24.3	18-47	.383	4-18	.222	21-31	.677	15	14	29	4.1	10	5	1	14-0	61/8.7
TOTALS	53-17	689/13.0	83-195	.426	27-75	.360	65-99	.657	53	63	116	2.2	36	36	9	71-1	258/4.7
BIG EAST	25-5	250/10.0	31-68	.456	10-28	.357	22-36	.611	19	19	39	1.6	13	7	2	29-0	94/3.8



# Colin Falls

Guard • Junior • 6-5 • 204 • Park Ridge, IL

(Loyola Academy)

15


Has not missed a game during his Notre Dame career (79 games) • Has started all 16 games for Notre Dame this season • After just two seasons, already ranks as one of the top three-point shooters in school history • His 93 three-pointers a year ago were the most ever by an Irish player in his sophomore season and third most in a single season • Of his 225 career field goals, 193 are from three-point range • Held scoreless for just the eighth time in his career against Michigan • Connected on seven three-pointers, including six in the first half against Alabama and finished with a season-high 24 points • Tied a career-high with five assists against Niagara • Matched a career high with five rebounds in the Pittsburgh game • Registered a season-high 26 points on 8-13 shooting from the field and 6-11 from beyond the arc at DePaul • His

eight field goals versus the Blue Demons marked a career high, as did his two blocked shots • Notched first career double-double against Syracuse with 18 points and 10 assists, while committing just one turnover in 39 minutes • Finished with 24 points against Providence, shooting 8-12 from the field and 5-9 from three-point range • Finished with 21 points hitting 6-14 from three-point range • Netted 18 points playing a career-high 47 minutes against Georgetown • The 109-point total scored against DePaul, Syracuse, Providence, Marquette. Georgetown and Villanova is the highest six-game point total of his career.

Opp.	Min.	Total		3FG-FGA		FT-FTA		Rebounds			PF	A	TO	BLK	Stl.	Pts.
		FG-FGA	Pct.	Pct.	Pct.	Off.	Def.	Total								
Lafayette (S)	29	5-13	.385	5-10	.500	0-2	.000	0	0	0	1	3	1	0	1	15
Hofstra (S)	38	5-13	.385	5-12	.417	4-6	.667	0	1	1	2	0	2	1	1	19
NC State (S)	34	1-9	.111	1-8	.125	0-0	.000	0	1	1	1	2	2	0	0	3
Michigan (S)	28	0-3	.000	0-3	.000	0-0	.000	0	2	2	2	1	1	1	1	0
Alabama (S)	40	7-17	.412	7-14	.500	3-4	.750	0	1	1	3	1	2	0	1	24
Fla. Int. (S)	27	5-9	.556	3-6	.500	0-0	.000	0	3	3	1	1	3	1	2	13
IPFW (S)	36	6-16	.375	3-7	.429	0-0	.000	0	1	1	5	2	1	0	0	15
Niagara (S)	37	6-13	.462	5-10	.500	2-2	1.000	0	2	2	2	5	2	0	2	19
Columbia (S)	30	2-12	.167	2-9	.222	4-4	1.000	0	3	3	2	2	0	0	0	10
Fordham (S)	35	2-6	.333	0-4	.000	0-0	.000	0	2	2	0	1	1	0	1	4
Wofford (S)	26	2-5	.400	1-4	.250	2-2	1.000	0	3	3	2	1	0	0	0	7
Pittsburgh (S)	39	3-13	.231	3-10	.300	0-0	.000	0	5	5	5	2	1	0	0	9
DePaul (S)	38	8-13	.615	6-11	.545	4-5	.800	0	3	3	3	0	1	2	1	26
Syracuse (S)	39	6-11	.545	6-10	.600	0-0	.000	2	2	4	4	10	1	0	0	18
Providence (S)	38	8-12	.667	5-9	.556	3-3	1.000	0	4	4	2	0	0	1	0	24
Marquette (S)	38	6-14	.429	6-14	.429	3-3	1.000	0	3	3	0	1	1	0	1	21
Georgetown (S)	47	5-15	.333	5-13	.385	3-3	1.000	2	1	3	4	2	3	0	0	18
Villanova (S)	37	0-2	.000	0-1	.000	2-2	1.000	0	1	1	0	5	1	0	0	2

## Falls' Career Statistics

YEAR	G-S	MIN/AVG	FG-FGA		3-Point		FT-FTA		Rebounds			AST.	STL	BLK	PF-D	PTS/AVG	
			PCT.	PCT.	PCT.	PCT.	O	D	TOT	AVG.							
2003-04	32-8	499/15.6	47-115	.409	37-94	.394	16-23	.696	12	30	42	1.3	28	11	3	38-0	147/4.6
BIG EAST	16-2	196/12.3	19-45	.422	16-39	.410	11-16	.688	6	12	18	1.1	11	6	1	21-0	65/4.1
2004-05	29-22	901/31.1	101-261	.387	93-225	.413	70-78	.897	13	47	60	2.1	40	24	6	60-1	365/12.6
BIG EAST	16-16	567/35.4	65-171	.380	61-147	.415	52-58	.897	7	29	36	2.3	24	12	3	41-1	243/15.2
2005-06	18-18	633/35.2	77-196	.393	63-155	.406	30-36	.833	4	38	42	2.3	39	11	6	39-2	247/13.7
BIG EAST	7-7	276/39.4	36-80	.450	31-68	.456	15-16	.938	4	19	23	3.3	20	2	3	18-1	118/16.9
TOTALS	79-48	2033/25.7	225-572	.393	193-474	.407	116-137	.847	29	115	144	1.8	137	46	15	137-3	759/9.6
BIG EAST	39-25	1039/26.6	120-296	.405	108-254	.425	78-90	.867	17	60	77	1.9	55	20	7	80-2	426/10.9



# Rob Kurz

Forward • Sophomore • 6-9 • 238 • Lower Gwynedd, PA  
(Penn Charter)

Set career highs in points (18), rebounds (8), field goals (8), field goals attempted (10) and minutes (25) in the season opener versus Lafayette in his first career start • Named to BIG EAST Weekly Honor Roll for the week of Nov. 21 following performance against Leopards • Came off the bench to grab six rebounds in 15 minutes against Alabama • Played a career-high 26 minutes and blocked a career-best two shots in the win over IPFW • Set a career high with two steals and tied a career best by making six free throws in the win over Columbia • Dished out a career-high three assists to go along with his 10 points in the win over Fordham • Matched career-best with eight rebounds against Wofford in addition to blocking a career-high five shots • Recorded seven points and seven boards in 24 minutes against DePaul • Registered

second-highest career point total with 15 points against Syracuse, in addition to grabbing five rebounds in first-ever start in a BIG EAST game • Finished with nine points against Providence • Played 38 minutes against Marquette and finished with eight points • Scored 14 points and played a career-high 43 minutes against Georgetown.

Opp.	Min.	Total				Rebounds											Pts.
		FG-FGA	Pct.	3FG-FGA	Pct.	FT-FTA	Pct.	Off.	Def.	Total	PF	A	TO	BLK	Stl.		
Lafayette (S)	25	8-10	.800	1-1	1.000	1-1	1.000	7	1	8	4	1	2	0	0	18	
Hofstra (S)	18	1-3	.333	0-0	.000	0-0	.000	1	6	7	2	0	4	1	0	2	
NC State (S)	19	1-2	.500	0-0	.000	0-0	.000	3	1	4	1	0	1	0	0	2	
Michigan (S)	17	1-2	.500	0-0	.000	1-2	.000	1	0	1	3	0	3	1	3	3	
Alabama	15	2-5	.400	0-1	.000	0-0	.000	2	4	6	4	0	0	0	0	4	
Fla. Int.	20	2-6	.333	0-3	.000	2-2	1.000	1	5	6	4	1	2	0	1	6	
IPFW	26	0-1	.000	0-0	.000	4-4	1.000	1	2	3	5	1	2	2	1	4	
Niagara	14	0-1	.000	0-1	.000	0-0	.000	1	2	3	3	1	3	1	0	0	
Columbia	20	0-2	.000	0-0	.000	6-8	.750	1	3	4	3	0	1	1	2	6	
Fordham	14	3-5	.600	0-0	.000	4-6	.667	2	1	3	1	3	0	0	0	10	
Wofford	22	2-3	.667	0-0	.000	0-0	.000	2	6	8	3	1	1	5	0	4	
Pittsburgh	15	2-2	1.000	0-0	.000	2-2	1.000	1	1	2	3	0	0	0	0	6	
DePaul	24	2-3	.667	1-1	1.000	2-2	1.000	1	6	7	4	0	2	0	2	7	
Syracuse (S)	25	4-12	.333	0-0	.000	7-9	.778	2	3	5	4	0	0	1	0	15	
Providence (S)	24	3-5	.600	0-1	.000	3-4	.750	0	2	2	2	1	1	1	0	9	
Marquette (S)	36	4-8	.500	0-0	.000	0-0	.000	1	1	2	3	1	1	0	1	8	
Georgetown (S)	43	6-11	.545	1-3	.333	1-3	.333	3	4	7	2	1	1	2	1	14	
Villanova (S)	11	0-4	.000	0-1	.000	0-0	.000	2	3	5	2	0	1	0	1	0	

### Kurz' Career Statistics

YEAR	G-S	MIN/AVG	FG-FGA		3-Point		FT-FTA		Rebounds			AST.	STL	BLK	PF-D	PTS/AVG	
			PCT.	PCT.	PCT.	PCT.	O	D	TOT	AVG.							
2004-05	14-0	66/4.7	5-14	.357	1-3	.333	8-14	.571	8	8	16	1.1	3	1	2	9-1	19/1.4
BIG EAST	4-0	4/1.0	0-0	.000	0-0	.000	0-0	.000	0	0	0	0.0	0	0	0	0-0	0/0.0
2005-06	18-9	388/21.6	41-85	.482	3-12	.250	33-43	.767	32	51	83	4.6	11	10	15	53-1	118/6.8
BIG EAST	7-5	178/27.8	21-45	.467	2-6	.333	15-20	.750	10	20	30	4.3	3	5	4	20-0	59/8.4
TOTALS	32-9	454/14.2	46-99	.465	4-15	.267	41-57	.719	40	59	99	3.1	14	11	17	62-2	137/4.3
BIG EAST	11-5	175/15.9	21-45	.467	2-6	.333	15-20	.750	10	20	30	2.7	3	5	4	20-0	59/5.4



# Ryan Ayers

Guard/Forward • Freshman • 6-8 • 203 • Blue Bell, PA

(Germantown Academy)


42

One of four freshmen on this year's squad ... Hails from a basketball family — father Randy is an assistant coach with the Orlando Magic after previously coaching the Philadelphia 76ers and serving as head coach at Ohio State • Has played in 12 games • Logged a career-high 14 minutes against Florida International and finished with three points and three rebounds • Connected on his first two career free throws versus Fordham, while also dishing out an assist • Made a career-high two steals against Marquette.

Opp.	Min.	Total						Off.	Rebounds		PF	A	TO	BLK	Stl.	Pts.
		FG-FGA	Pct.	3FG-FGA	Pct.	FT-FTA	Pct.		Def.	Total						
Lafayette	12	1-3	.333	0-2	.000	0-0	.000	1	1	2	0	0	2	0	0	2
Hofstra	2	0-0	.000	0-0	.000	0-0	.000	0	0	0	0	0	0	0	0	0
NC State	1	0-0	.000	0-0	.000	0-0	.000	0	0	0	0	0	0	0	0	0
Michigan	10	0-1	.000	0-1	.000	0-0	.000	0	1	1	0	0	0	1	0	0
Alabama	DNP															
Fla. Int.	14	1-4	.250	1-2	.500	0-0	.000	1	2	3	2	1	0	0	0	3
IPFW	9	0-0	.000	0-0	.000	0-0	.000	0	0	0	1	0	0	0	0	0
Niagara	10	0-6	.000	0-4	.000	0-0	.000	0	0	0	1	1	0	0	0	0
Columbia	DNP															
Fordham	3	0-0	.000	0-0	.000	2-2	1.000	0	0	0	1	1	0	0	0	2
Wofford	DNP															
Pittsburgh	6	0-0	.000	0-0	.000	0-0	.000	0	0	0	1	0	0	0	0	0
DePaul	1	0-0	.000	0-0	.000	0-0	.000	0	0	0	0	0	0	0	0	0
Syracuse	DNP															
Providence	9	0-2	.000	0-0	.000	0-0	.000	0	1	1	2	0	0	0	1	0
Marquette	5	0-0	.000	0-0	.000	0-0	.000	0	0	0	0	0	0	0	2	0
Georgetown	DNP															
Villanova	DNP															

### Ayers' Career Statistics

YEAR	G-S	MIN/AVG	3-Point			FT-FTA	PCT.	O	Rebounds			AST.	STL	BLK	PF-D	PTS/AVG	
			FG-FGA	PCT.	PCT.				D	TOT	AVG.						
2005-06	12-0	81/6.8	2-16	.125	1-9	.111	2-2	1.000	2	5	7	0.6	3	3	1	8-0	7/0.6
BIG EAST	4-0	20/5.0	0-2	.000	0-0	.000	0-0	.000	0	1	1	0.3	0	3	0	3-0	0/0.0
TOTALS	12-0	81/6.8	2-16	.125	1-9	.111	2-2	1.000	2	5	7	0.6	3	3	1	8-0	7/0.6
BIG EAST	4-0	20/5.0	0-2	.000	0-0	.000	0-0	.000	0	1	1	0.3	0	3	0	3-0	0/0.0



# Zach Hillesland

Forward • Freshman • 6-9 • 226 • Toledo, OH

(St. John's Jesuit)


33

Has seen action in nine games this season off the bench • Played a career-high 10 minutes against Florida International • Grabbed a rebound in the Hofstra, Florida International and Fordham contests • Notched his first four collegiate points in the win over Niagara • Sank two free throws and handed out an assist against Fordham.

Opp.	Min.	Total		3FG-FGA	Pct.	FT-FTA	Pct.	Rebounds			PF	A	TO	BLK	Stl.	Pts.
		FG-FGA	Pct.					Off.	Def.	Total						
Lafayette	3	0-1	.000	0-0	.000	0-0	.000	0	0	0	0	0	0	0	0	0
Hofstra	2	0-0	.000	0-0	.000	0-0	.000	0	1	1	0	0	0	0	0	0
NC State	1	0-0	.000	0-0	.000	0-0	.000	0	0	0	0	0	0	0	0	0
Michigan	DNP															
Alabama	DNP															
Fla. Int.	10	0-2	.000	0-0	.000	0-0	.000	0	1	1	3	1	0	0	0	0
IPFW	1	0-0	.000	0-0	.000	0-0	.000	0	0	0	0	0	0	0	0	0
Niagara	2	2-2	1.000	0-0	.000	0-0	.000	0	0	0	0	0	0	0	0	4
Columbia	DNP															
Fordham	3	0-0	.000	0-0	.000	2-2	1.000	0	1	1	0	1	0	0	0	2
Wofford	DNP															
Pittsburgh	1	0-0	.000	0-0	.000	0-0	.000	0	0	0	0	0	0	0	0	0
DePaul	DNP															
Syracuse	DNP															
Providence	2	0-0	.000	0-0	.000	0-0	.000	0	0	0	1	0	1	0	0	0
Marquette	DNP															
Georgetown	DNP															
Villanova	DNP-Inj.															

### Hillesland's Career Statistics

YEAR	G-S	MIN/AVG	FG-FGA		PCT.	3-Point		FT-FTA	PCT.	Rebounds			AST.	STL	BLK	PF-D	PTS/AVG	
			FG-FGA	PCT.		FG-FGA	PCT.			O	D	TOT						AVG.
2005-06	9-0	22/2.8	2-5	.400		0-0	.000	2-2	1.000	0	3	3	0.4	2	0	0	4-0	6/0.7
BIG EAST	2-0	3/1.5	0-0	.000		0-0	.000	0-0	.000	0	0	0	0.0	0	0	0	1-0	0/0.0
TOTALS	9-0	22/2.8	2-5	.400		0-0	.000	2-2	1.000	0	3	3	0.4	2	0	0	4-0	6/0.7
BIG EAST	2-0	3/1.5	0-0	.000		0-0	.000	0-0	.000	0	0	0	0.0	0	0	0	1-0	0/0.0



# Kyle McAlarney

Guard • Freshman • 6-1 • 200 • Staten Island, NY  
(Moore Catholic)

23

Talented scoring threat will back up Chris Quinn this season at point guard • Has played in all 18 contests • Became first freshman to score in double figures in four straight games since Chris Thomas during the 2001-02 campaign • Scored seven points in season opener against Lafayette and had six points (two three-pointers) in win at Alabama • Played 18 minutes against Florida International • Set career highs in minutes (37), rebounds (3), steals (2) and blocks (1) against IPFW in his first career start • Scored a career-high 16 points and dished out a career-high five assists versus Niagara • Named to BIG EAST Weekly Honor Roll for the week of December 26 • Notched a career-high two steals against Fordham • Hit all four of his field goal attempts, including three three-pointers against Wofford and finished with 12 points • Netted double

figures in four straight outings with 16 points against Niagara, 14 against Columbia, 10 against Fordham and 12 versus Wofford • Scored all 12 of his points in the first half in win over Providence, netting three three-pointers in a span of 1:30 • Earned first start in a BIG EAST game against Marquette and second overall in his career • Netted double figures for the sixth time in his career with 13-point effort against Villanova.

Opp.	Min.	Total			Rebounds			PF	A	TO	BLK	Stl.	Pts.	
		FG-FGA	Pct.	3FG-FGA	Pct.	FT-FTA	Pct.							Off.
Lafayette	15	1-6	.167	1-3	.333	4-4	1.000	2	0	2	1	0	0	7
Hofstra	17	2-3	.667	1-2	.500	0-0	.000	0	0	0	0	3	1	5
NC State	14	1-3	.333	0-0	.000	0-0	.000	0	0	0	3	1	2	2
Michigan	9	1-1	1.000	2-2	1.000	2-2	1.000	0	0	0	2	0	1	4
Alabama	14	2-2	1.000	2-2	1.000	0-0	.000	0	0	0	2	1	1	6
Fla. Int.	18	1-4	.250	0-3	.000	2-2	1.000	0	2	2	1	2	0	4
IPFW (S)	37	1-7	.143	1-6	.167	3-4	.750	1	2	3	1	4	3	6
Niagara	31	6-8	.750	4-6	.667	0-0	.000	0	3	3	0	5	1	16
Columbia	27	5-8	.625	3-6	.500	1-1	1.000	0	1	1	1	1	3	14
Fordham	23	2-4	.500	2-4	.500	4-4	1.000	0	1	1	1	4	2	10
Wofford	26	4-4	1.000	3-3	1.000	1-2	.500	0	1	1	1	3	2	12
Pittsburgh	18	1-2	.500	1-2	.500	0-0	.000	1	0	1	5	1	3	3
DePaul	8	0-2	.000	0-2	.000	0-0	.000	1	0	1	1	1	3	0
Syracuse	20	1-3	.333	1-2	.500	0-0	.000	1	2	3	0	3	2	3
Providence	30	4-6	.667	3-3	1.000	1-1	1.000	0	2	2	0	4	1	12
Marquette (S)	36	3-7	.429	1-5	.200	1-1	1.000	1	3	4	2	4	2	8
Georgetown (S)	21	1-6	.167	0-3	.000	0-0	.000	1	1	2	0	1	1	2
Villanova	22	3-7	.429	3-5	.600	4-4	1.000	0	3	3	2	0	1	13

### McAlarney's Career Statistics

YEAR	G-S	MIN/AVG	3-Point			Rebounds			PF-D	PTS/AVG							
			FG-FGA	PCT.	FG-FGA	PCT.	FT-FTA	PCT.			O	D	TOT	AVG.	AST.	STL	BLK
2005-06	18-3	387/21.5	39-83	.470	26-57	.456	23-25	.920	8	21	29	1.6	38	9	1	23-1	127/7.1
BIG EAST	7-2	155/22.1	13-33	.394	9-22	.409	6-6	1.000	5	11	16	2.3	14	2	0	10-1	41/5.9
TOTALS	18-3	387/21.5	39-83	.470	26-57	.456	23-25	.920	8	21	29	1.6	38	9	1	23-1	127/7.1
BIG EAST	7-2	155/22.1	13-33	.394	9-22	.409	6-6	1.000	5	11	16	2.3	14	2	0	10-1	41/5.9



# Luke Zeller

Forward/Center • Freshman • 6-11 • 240 • Washington, IN  
(Washington)


40

Joins Chris Thomas (2001-05) as the the second Indiana Mr. Basketball to attend Notre Dame • One of two McDonald's All-Americans on the Irish roster • Pulled down nine rebounds to pace the Irish versus Hofstra • Scored eight points and grabbed six rebounds against Michigan • Made his first career start against Alabama and has earned eight total starts this year • Scored seven points and grabbed four rebounds versus Florida International • Tallied seven rebounds, all in the second half, against Niagara • Scored a career-high 11 points and tied his career best with nine rebounds in the Fordham games • Hit a career-high three three-pointers on five attempts versus Wofford and finished with nine points • Tied a career-high with 11 points against Pittsburgh in a career-best 38 minutes • Chipped in seven rebounds in 20 minutes at DePaul • Matched career-high with nine rebounds against Syracuse • Rebounded from three straight scoreless outings by netting eight points in 27 minutes against Villanova.

Total Opp.	Min.	FG-FGA		3FG-FGA		Rebounds FT-FTA		Pct.	Off.	Def.	Total	PF	A	TO	BLK	Stl.	Pts.
		Pct.		Pct.		Pct.											
Lafayette	11	0-0	.000	0-0	.000	0-0	.000	0	3	3	5	0	4	1	1	0	
Hofstra	23	2-6	.333	1-3	.333	1-2	.500	1	8	9	0	2	1	1	0	6	
NC State	20	1-3	.333	1-2	.500	0-0	.000	0	4	4	1	2	2	0	0	3	
Michigan	23	3-9	.333	2-6	.333	0-3	.000	3	3	6	3	2	1	0	0	8	
Alabama (S)	16	0-2	.000	0-1	.000	0-0	.000	1	0	1	2	1	1	0	0	0	
Fla. Int. (S)	24	1-4	.250	1-3	.333	4-4	1.000	0	4	4	1	3	0	1	0	7	
IPFW (S)	14	2-3	.667	1-2	.500	0-0	.000	0	2	2	1	2	1	0	0	5	
Niagara (S)	14	2-3	.667	0-1	.000	0-0	.000	2	5	7	0	1	2	1	0	4	
Columbia	15	1-2	.500	1-2	.500	0-2	.000	3	2	5	4	1	3	0	0	3	
Fordham (S)	22	4-8	.500	2-4	.500	1-2	.500	1	8	9	0	0	2	0	1	11	
Wofford (S)	18	3-6	.600	3-5	.600	0-0	.000	0	3	3	1	1	0	0	0	9	
Pittsburgh (S)	38	4-12	.333	3-10	.300	0-0	.000	0	5	5	3	3	1	1	0	11	
DePaul (S)	20	0-1	.000	0-1	.000	1-2	.500	2	5	7	3	2	0	0	1	1	
Syracuse	22	2-8	.250	2-4	.500	0-0	.000	4	5	9	1	2	1	2	0	6	
Providence	14	0-2	.000	0-1	.000	0-0	.000	0	0	0	2	3	1	0	0	0	
Marquette	4	0-1	.000	0-1	.000	0-0	.000	0	1	1	2	0	0	0	0	0	
Georgetown	8	0-1	.000	0-1	.000	0-0	.000	0	1	1	1	1	1	0	0	0	
Villanova	27	3-7	.429	1-5	.200	1-2	.500	1	1	2	4	0	1	0	0	8	

### Zeller's Career Statistics

YEAR	G-S	MIN/AVG	FG-FGA		3-Point FG-FGA		FT-FTA		PCT.	O	Rebounds			AST.	STL	BLK	PF-D	PTS/AVG
			PCT.		PCT.		PCT.				D	TOT	AVG.					
2005-06	18-8	333/18.5	28-77	.364	18-52	.346	8-17	.471	18	60	78	4.3	26	3	7	34-1	82/4.6	
BIG EAST	7-2	133/19.0	9-32	.281	6-23	.261	2-4	.500	7	18	25	3.6	11	1	3	16-0	26/3.7	
TOTALS	18-8	333/18.5	28-77	.364	18-52	.346	8-17	.471	18	60	78	4.3	26	3	7	34-1	82/4.6	
BIG EAST	7-2	133/19.0	9-32	.281	6-23	.261	2-4	.500	7	18	25	3.6	11	1	3	16-0	26/3.7	



# Chris Murphy

Forward • Senior • 6-7 • 216 • Downer's Grove, IL  
(Benet Academy)

24

Second year walk-on to Irish program • Has played in five games • Had a rebound in the Hofstra, Florida International and Fordham contests • Nailed a three-point field goal against Fordham for his first points in an Irish uniform • Played in first BIG EAST game versus Providence.

Opp.	Min.	Total		3FG-FGA	Pct.	FT-FTA	Pct.	Off.	Def.	Rebounds				BLK	Stl.	Pts.
		FG-FGA	Pct.							Total	PF	A	TO			
Lafayette	1	0-0	.000	0-0	.000	0-0	.000	0	0	0	0	0	0	0	0	0
Hofstra	1	0-0	.000	0-0	.000	0-0	.000	0	1	1	0	0	0	0	0	0
NC State	DNP															
Michigan	DNP															
Alabama	DNP															
Fla. Int.	2	0-1	.000	0-1	.000	0-0	.000	0	1	1	0	0	0	0	1	0
IPFW	DNP															
Niagara	1	0-0	.000	0-0	.000	0-0	.000	0	0	0	0	0	0	0	0	0
Columbia	DNP															
Fordham	2	1-1	1.000	1-1	1.000	0-0	.000	0	1	1	0	0	1	0	0	2
Wofford	DNP															
Pittsburgh	DNP															
DePaul	DNP															
Syracuse	DNP															
Providence	1	0-0	.000	0-0	.000	0-0	.000	0	0	0	1	0	0	0	0	0
Marquette	DNP															
Georgetown	DNP															
Villanova	DNP															

### Murphy's Career Statistics

YEAR	G-S	MIN/AVG	FG-FGA		3-Point		FT-FTA		PCT.	O	Rebounds			AST.	STL	BLK	PF-D	PTS/AVG
			PCT.	PCT.	FG-FGA	PCT.	PCT.	D			TOT	AVG.						
2004-05	2-0	2/1.0	0-0	.000	0-0	.000	0-0	.000	0	0	0	0.0	0	0	0	1-0	0/0.0	
BIG EAST	1-0	1/1.0	0-0	.000	0-0	.000	0-0	.000	0	0	0	0.0	0	0	0	0-0	0/0.0	
2005-06	6-0	7/1.2	1-2	.500	1-2	.500	0-0	.000	0	3	3	0.5	0	1	0	1-0	3/0.5	
BIG EAST	1-0	1/1.0	0-0	.000	0-0	.000	0-0	.000	0	0	0	0.0	0	0	0	1-0	0/0.0	
TOTALS	8-0	9/1.1	1-2	.500	1-2	.500	0-0	.000	0	3	3	0.4	0	1	0	2-0	3/0.4	
BIG EAST	2-0	2/1.0	0-0	.000	0-0	.000	0-0	.000	0	0	0	0.0	0	0	0	1-0	0/0.0	





# Kieran Piller

Guard • Junior • 6-2 • 190 • Endicott, NY  
(Union-Endicott)

35

First-year walk-on to Irish program • Has played in three games • Sank two free throws against Fordham for his first points in an Irish uniform.

Opp.	Min.	Total		3FG-FGA	Pct.	FT-FTA	Pct.	Off.	Def.	Rebounds			BLK	Stl.	Pts.
		FG-FGA	Pct.							Total	PF	A			
Lafayette	DNP														
Hofstra	DNP														
NC State	DNP														
Michigan	DNP														
Alabama	DNP														
Fla. Int.	1	0-0	.000	0-0	.000	0-0	.000	0	0	0	0	0	0	0	0
IPFW	DNP														
Niagara	DNP														
Columbia	DNP														
Fordham	2	0-0	.000	0-0	.000	2-2	1.000	0	0	0	0	0	0	0	2
Wofford	DNP														
Pittsburgh	DNP														
DePaul	DNP														
Syracuse	DNP														
Providence	1	0-0	.000	0-0	.000	0-0	.000	0	0	0	0	0	1	0	0
Marquette	DNP														
Georgetown	DNP														
Villanova	DNP														

### Piller's Career Statistics

YEAR	G-S	MIN/AVG	FG-FGA		3-Point		FT-FTA		PCT.	O	Rebounds			AST.	STL	BLK	PF-D	PTS/AVG
			PCT.	FG-FGA	PCT.	FG-FGA	PCT.	D			TOT	AVG.						
2005-06	3-0	4/1.3	0-0	.000	0-0	.000	2-2	1.000	0	0	0	0.0	0	0	0	0-0	2/0.7	
BIG EAST	1-0	1/1.0	0-0	.000	0-0	.000	0-0	.000	0	0	0	0.0	0	0	0	0-0	0/0.0	
TOTALS	3-0	4/1.3	0-0	.000	0-0	.000	2-2	1.000	0	0	0	0.0	0	0	0	0-0	2/0.7	
BIG EAST	1-0	1/1.0	0-0	.000	0-0	.000	0-0	.000	0	0	0	0.0	0	0	0	0-0	0/0.0	

## Career/Season Highs

### Ryan Ayers

#### Points:

Career: 3 vs. Florida International (12-10-05)

#### Field Goals:

Career: 1 vs. Lafayette (11-20-05) and Florida International (12-10-05)

#### Field Goals Attempted:

Career: 6 vs. Niagara (12-21-05)

#### Field-Goal Percentage:

Career: .333 vs. Lafayette (11-20-05)

#### Three-Point Field Goals:

Career: 1 vs. Florida International (12-10-05)

#### Three-Point Field Goals Attempted:

Career: 4 vs. Niagara (12-21-05)

#### Three-Point Field Goal Percentage:

Career: .500 vs. Florida International (12-10-05)

#### Free Throws:

Career: 2 vs. Fordham (12-28-05)

#### Free Throws Attempted:

Career: 2 vs. Fordham (12-28-05)

#### Free-Throw Percentage:

Career: 1.000 vs. Fordham (12-28-05)

#### Rebounds:

Career: 3 vs. Florida International (12-10-05)

#### Assists:

Career: 1 on three occasions

#### Blocked Shots:

Career: —

#### Steals:

Career: 2 vs. Marquette (1-20-06)

#### Minutes:

Career: 14 vs. Florida International (12-10-05)

### Russell Carter

#### Points:

Career: 16 vs. Wofford (12-30-05) and Pittsburgh (1-4-06)

Season: 16 vs. Wofford (12-30-05) and Pittsburgh (1-4-06)

#### Field Goals:

Career: 6 vs. Syracuse (1-11-06)

Season: 6 vs. Syracuse (1-11-06)

#### Field Goals Attempted:

Career: 12 vs. Pittsburgh (1-4-06)

Season: 12 vs. Pittsburgh (1-4-06)

#### Field-Goal Percentage:

Career: 1.000 on five occasions

Season: .667 vs. Florida International (12-10-05)

#### Three-Point Field Goals:

Career: 2 vs. Niagara (12-21-05)

Season: 2 vs. Niagara (12-21-05)

#### Three-Point Field Goals Attempted:

Career: 5 on five occasions

Season: 5 on three occasions

#### Three-Point Field Goal Percentage:

Career: 1.000 (1-1) on eight occasions

Season: 1.000 on two occasions

#### Free Throws:

Career: 8 vs. Villanova (1-28-06)

Season: 8 vs. Villanova (1-28-06)

#### Free Throws Attempted:

Career: 10 vs. Pittsburgh (1-4-06)

Season: 10 vs. Pittsburgh (1-4-06)

#### Free-Throw Percentage:

Career: 1.000 on four occasions

Season: 1.000 vs. Florida International (12-10-05) and Fordham (12-28-05)

#### Rebounds:

Career: 14 vs. IPFW (12-18-05)

Season: 14 vs. IPFW (12-18-05)

#### Assists:

Career: 4 vs. Michigan (12-3-05)

Season: 4 vs. Michigan (12-3-05)

#### Blocked Shots:

Career: 1 on eight occasions

Season: 1 on six occasions

#### Steals:

Career: 6 vs. IPFW (12-18-05)

Season: 6 vs. IPFW (12-18-05)

#### Minutes:

Career: 41 vs. Pittsburgh (1-4-06)

Season: 41 vs. Pittsburgh (1-4-06)

### Rick Cornett

#### Points:

Career: 16 vs. Purdue (3-17-04)

Season: 10 vs. Lafayette (11-20-05) and Niagara (12-21-05)

#### Field Goals:

Career: 5 vs. Connecticut (3-11-04) and Niagara (12-21-05)

Season: 5 vs. Niagara (12-21-05)

#### Field Goals Attempted:

Career: 9 vs. Providence (2-19-05)

Season: 8 vs. Pittsburgh (1-4-06)

#### Field-Goal Percentage:

Career: 1.000 on eight occasions

Season: 1.000 on two occasions

#### Three-Point Field Goals:

Career: —

Season: —

#### Three-Point Field Goals Attempted:

Career: —

Season: —

#### Three-Point Field Goal Percentage:

Career: —

Season: —

#### Free Throws:

Career: 8 vs. Purdue (3-17-04)

Season: 4 vs. Lafayette (11-20-05) and Alabama (12-7-05)

#### Free Throws Attempted:

Career: 9 vs. Providence (2-19-05)

Season: 6 vs. Lafayette (11-20-05)

#### Free-Throw Percentage:

Career: 1.000 on 11 occasions

Season: .800 vs. Alabama (12-7-05)

#### Rebounds:

Career: 14 vs. Providence (2-15-05)

Season: 9 vs. Alabama (12-7-05)

#### Assists:

Career: 2 on four occasions

Season: 1 vs. Fordham (12-28-05) and Pittsburgh (1-4-06)

#### Blocked Shots:

Career: 2 on six occasions

Season: 2 vs. Lafayette (11-20-05) and Fordham (12-28-05)

#### Steals:

Career: 2 on six occasions

Season: 2 vs. Niagara (12-21-05) and Fordham (12-28-05)

#### Minutes:

Career: 27 vs. Providence (2-19-05)

Season: 22 vs. Georgetown (1-24-06)

### Colin Falls

#### Points:

Career: 28 vs. Pittsburgh (3-5-05)

Season: 26 vs. DePaul (1-7-06)

#### Field Goals:

Career: 8 on four occasions

Season: 8 vs. DePaul (1-7-06) and Providence (1-14-06)

#### Field Goals Attempted:

Career: 17 vs. Alabama (12-7-05)

Season: 17 vs. Alabama (12-7-05)

#### Field-Goal Percentage:

Career: 1.000 on four occasions

Season: .667 vs. Providence (1-14-06)

#### Three-Point Field Goals:

Career: 8 vs. Pittsburgh (3-5-05)

Season: 7 vs. Alabama (12-7-05)

#### Three-Point Field Goals Attempted:

Career: 14 on three occasions

Season: 14 vs. Alabama (12-7-05) and Marquette (1-20-06)

#### Three-Point Field Goal Percentage:

Career: 1.000 on three occasions

Season: .600 vs. Syracuse (1-11-06)

#### Free Throws:

Career: 10 vs. Seton Hall (1-5-05)

Season: 4 on three occasions

#### Free Throws Attempted:

Career: 11 vs. Seton Hall (1-5-05)

Season: 6 vs. Hofstra (11-22-05)

#### Free-Throw Percentage:

Career: 1.000 on 20 occasions

Season: 1.000 on six occasions

#### Rebounds:

Career: 5 on four occasions

Season: 5 vs. Pittsburgh (1-4-06)

#### Assists:

Career: 10 vs. Syracuse (1-11-06)

Season: 10 vs. Syracuse (1-11-06)

#### Blocked Shots:

Career: 2 vs. DePaul (1-7-06)

Season: 2 vs. DePaul (1-7-06)

#### Steals:

Career: 3 on three occasions

Season: 2 vs. Florida International (12-30-05)

#### Minutes:

Career: 47 vs. Georgetown (1-24-06)

Season: 47 vs. Georgetown (1-24-06)

### Torin Francis

#### Points:

Career: 25 vs. Arizona (3-27-03)

Season: 24 vs. IPFW (12-18-05)

#### Field Goals:

Career: 10 vs. Arizona (3-27-03) and IPFW (12-18-05)

Season: 10 vs. IPFW (12-18-05)

#### Field Goals Attempted:

Career: 16 vs. Michigan (12-3-05)

Season: 16 vs. Michigan (12-3-05)

#### Field-Goal Percentage:

Career: 1.000 on four occasions

Season: .857 vs. Niagara (12-21-05)

#### Three-Point Field Goals:

Career: 1 vs. Arizona (3-27-03)

Season: —

#### Three-Point Field Goals Attempted:

Career: 1 vs. Arizona (3-27-03)

Season: —

#### Three-Point Field Goal Percentage:

Career: 1.000 (1-1) vs. Arizona (3-27-03)

Season: —

#### Free Throws:

Career: 11 on two occasions

Season: 6 vs. Michigan (12-3-05) and Florida International (12-10-05)

#### Free Throws Attempted:

Career: 17 vs. Syracuse (2-15-03)

Season: 11 vs. Florida International (12-10-05) and Columbia (12-23-05)

#### Free-Throw Percentage:

Career: 1.000 on 13 occasions

Season: 1.000 on six occasions

#### Rebounds:

Career: 20 vs. Bucknell (11-2-03)

Season: 14 vs. Lafayette (11-20-05)

#### Assists:

Career: 4 vs. Virginia Tech (2-22-03) and Wofford (12-30-05)

Season: 4 vs. Wofford (12-30-05)

#### Blocked Shots:

Career: 8 vs. Texas (12-8-02)

## Career/Season Highs

Season: 4 vs. Columbia (12-23-05)

### Steals:

Career: 3 vs. Seton Hall (1-12-03)

Season: 2 vs. Florida International (12-10-05)

### Minutes:

Career: 40 on two occasions

Season: 37 vs. Michigan (12-3-05) and IPFW (12-18-05)

### Zach Hillesland

#### Points:

Career: 4 vs. Niagara (12-21-05)

#### Field Goals:

Career: 2 vs. Niagara (12-21-05)

#### Field Goals Attempted:

Career: 2 vs. Florida International (12-10-05) and Niagara (12-21-05)

#### Field-Goal Percentage:

Career: 1,000 vs. Niagara (12-21-05)

#### Three-Point Field Goals:

Career: —

#### Three-Point Field Goals Attempted:

Career: —

#### Three-Point Field Goal Percentage:

Career: —

#### Free Throws:

Career: 2 vs. Fordham (12-28-05)

#### Free Throws Attempted:

Career: 2 vs. Fordham (12-28-05)

#### Free-Throw Percentage:

Career: 1,000 vs. Fordham (12-28-05)

#### Rebounds:

Career: 1 on three occasions

#### Assists:

Career: 1 vs. Florida International (12-10-05) and Fordham (12-28-05)

#### Blocked Shots:

Career: —

#### Steals:

Career: —

#### Minutes:

Career: 10 vs. Florida International (12-10-05)

### Rob Kurz

#### Points:

Career: 18 vs. Lafayette (11-20-05)

Season: 18 vs. Lafayette (11-20-05)

#### Field Goals:

Career: 8 vs. Lafayette (11-20-05)

Season: 8 vs. Lafayette (11-20-05)

#### Field Goals Attempted:

Career: 12 vs. Syracuse (1-11-06)

Season: 12 vs. Syracuse (1-11-06)

#### Field-Goal Percentage:

Career: 1,000 vs. IPFW (11-23-04) and Pittsburgh (1-4-06)

Season: 1,000 vs. Pittsburgh (1-4-06)

#### Three-Point Field Goals:

Career: 1 on three occasions

Season: 1 vs. Lafayette (11-20-05) and DePaul (1-7-06)

#### Three-Point Field Goals Attempted:

Career: 3 vs. Florida International (12-10-05)

Season: 3 vs. Florida International (12-10-05)

#### Three-Point Field Goal Percentage:

Career: 1,000 on three occasions

Season: 1,000 vs. Lafayette (11-20-05) and DePaul (1-7-06)

#### Free Throws:

Career: 7 vs. Syracuse (1-11-06)

Season: 7 vs. Syracuse (1-11-06)

#### Free Throws Attempted:

Career: 11 vs. Holy Cross (3-15-05)

Season: 8 vs. Columbia (12-23-05)

#### Free-Throw Percentage:

Career: 1,000 on six occasions

Season: 1,000 on five occasions

#### Rebounds:

Career: 8 vs. Lafayette (11-20-05) and Wofford (12-30-05)

Season: 8 vs. Lafayette (11-20-05) and Wofford (12-30-05)

#### Assists:

Career: 3 vs. Fordham (12-28-05)

Season: 3 vs. Fordham (12-28-05)

#### Blocked Shots:

Career: 5 vs. Wofford (12-30-05)

Season: 5 vs. Wofford (12-30-05)

#### Steals:

Career: 2 vs. Columbia (12-23-05) and DePaul (1-7-06)

Season: 2 vs. Columbia (12-23-05) and DePaul (1-7-06)

#### Minutes:

Career: 43 vs. Georgetown (1-24-06)

Season: 43 vs. Georgetown (1-24-06)

### Kyle McAlarney

#### Points:

Career: 16 vs. Niagara (12-21-05)

#### Field Goals:

Career: 6 vs. Niagara (12-21-05)

#### Field Goals Attempted:

Career: 8 vs. Niagara (12-21-05) and Columbia (12-23-05)

#### Field-Goal Percentage:

Career: 1,000 on three occasions

#### Three-Point Field Goals:

Career: 4 vs. Niagara (12-21-05) and Wofford (12-30-05)

#### Three-Point Field Goals Attempted:

Career: 7 vs. Marquette (1-20-06)

#### Three-Point Field Goal Percentage:

Career: 1,000 on three occasions

#### Free Throws:

Career: 4 vs. Lafayette (11-20-05) and Fordham (12-28-05)

#### Free Throws Attempted:

Career: 4 on three occasions

#### Free-Throw Percentage:

Career: 1,000 on seven occasions

#### Rebounds:

Career: 4 vs. Marquette (1-20-06)

#### Assists:

Career: 5 vs. Niagara (12-21-05)

#### Blocked Shots:

Season: 1 vs. IPFW (12-18-05)

#### Steals:

Career: 2 on three occasions

#### Minutes:

Career: 37 vs. IPFW (12-18-05)

### Chris Quinn

#### Points:

Career: 37 vs. Pittsburgh (1-4-06)

Season: 37 vs. Pittsburgh (1-4-06)

#### Field Goals:

Career: 13 vs. Pittsburgh (1-4-06)

Season: 13 vs. Pittsburgh (1-4-06)

#### Field Goals Attempted:

Career: 23 vs. Pittsburgh (1-4-06)

Season: 23 vs. Pittsburgh (1-4-06)

#### Field-Goal Percentage:

Career: 1,000 on two occasions

Season: .785 vs. Providence (1-16-06)

#### Three-Point Field Goals:

Career: 6 vs. Quinnipiac (12-23-03) and Pittsburgh (1-4-06)

Season: 6 vs. Pittsburgh (1-4-06)

#### Three-Point Field Goals Attempted:

Career: 10 vs. Syracuse (1-17-04)

Season: 9 vs. Pittsburgh (1-4-06)

#### Three-Point Field Goal Percentage:

Career: 1,000 on eight occasions

Season: 1,000 vs. Niagara (12-21-05)

#### Free Throws:

Career: 10 vs. Florida International (12-10-05)

Season: 10 vs. Florida International (12-10-05)

#### Free Throws Attempted:

Career: 10 vs. Florida International (12-10-05)

Season: 10 vs. Florida International (12-10-05)

#### Free-Throw Percentage:

Career: 1,000 on 32 occasions

Season: 1,000 on seven occasions

#### Rebounds:

Career: 9 vs. Fordham (12-28-05) and Villanova (1-28-06)

Season: 9 vs. Fordham (12-28-05) and Villanova (1-28-06)

#### Assists:

Career: 10 vs. Georgetown (1-24-06)

Season: 10 vs. Georgetown (1-24-06)

#### Blocked Shots:

Career: 2 vs. Villanova (1-28-06)

Season: 2 vs. Villanova (1-28-06)

#### Steals:

Career: 6 on two occasions

Season: 5 vs. Lafayette (11-20-05)

#### Minutes:

Career: 50 vs. Georgetown (1-24-06)

Season: 50 vs. Georgetown (1-24-06)

### Luke Zeller

#### Points:

Career: 11 vs. Fordham (12-28-05) and Pittsburgh (1-4-06)

#### Field Goals:

Career: 4 vs. Fordham (12-28-05) and Pittsburgh (1-4-06)

#### Field Goals Attempted:

Career: 12 vs. Pittsburgh (1-4-06)

#### Field-Goal Percentage:

Career: .667 vs. IPFW (12-18-05) and Niagara (12-21-05)

#### Three-Point Field Goals:

Career: 3 vs. Wofford (12-30-05) and Pittsburgh (1-4-06)

#### Three-Point Field Goals Attempted:

Career: 10 vs. Pittsburgh (1-4-06)

#### Three-Point Field Goal Percentage:

Career: .600 vs. Wofford (12-30-05)

#### Free Throws:

Career: 4 vs. Florida International (12-10-05)

#### Free Throws Attempted:

Career: 4 vs. Florida International (12-10-05)

#### Free-Throw Percentage:

Career: 1,000 vs. Florida International (12-10-05)

#### Rebounds:

Career: 9 on three occasions

#### Assists:

Career: 3 on three occasions

#### Blocked Shots:

Career: 2 vs. Syracuse (1-11-06)

#### Steals:

Career: 1 on four occasions

#### Minutes:

Career: 38 vs. Pittsburgh (1-4-06)

## 2005-06 Game-By-Game Statistics

Opponent	Overall		3-Point		FT-A	Pct.	O-D-Tot.	PF	A	TO	B	S	Pts
	FG-A	Pct.	FG-A	Pct.									
Lafayette	24-61	.393	7-21	.333	11-14	.786	10-19-29	23	18	13	3	7	66
<b>Notre Dame</b>	27-56	.482	9-21	.429	21-29	.724	14-29-43	15	15	14	3	10	84
Hofstra	21-67	.313	7-26	.269	1-6	.167	16-24-40	15	9	11	4	9	50
<b>Notre Dame</b>	24-52	.462	10-22	.455	11-16	.688	7-32-39	10	16	12	4	6	69
North Carolina St.	19-43	.442	8-16	.500	15-18	.833	5-22-27	16	13	12	6	10	61
<b>Notre Dame</b>	19-51	.373	3-18	.167	7-13	.538	16-22-38	18	11	15	3	15	48
Michigan	27-58	.466	7-17	.412	10-11	.909	9-24-33	17	17	13	4	8	71
<b>Notre Dame</b>	24-58	.414	6-20	.300	13-18	.722	13-22-35	16	11	14	7	5	67
Alabama	27-62	.435	6-20	.300	11-21	.524	19-17-36	15	10	14	11	9	78
<b>Notre Dame</b>	26-57	.456	11-23	.478	15-19	.789	17-22-39	18	7	18	3	5	71
Florida International	18-55	.327	2-11	.182	9-17	.529	11-27-38	24	10	15	4	2	47
<b>Notre Dame</b>	24-58	.414	6-22	.273	27-33	.818	10-31-41	16	17	7	6	10	81
IPFW	22-59	.373	8-23	.348	11-14	.786	9-20-29	17	9	11	1	4	63
<b>Notre Dame</b>	21-51	.412	6-17	.353	17-19	.895	9-31-40	18	14	13	5	10	65
Niagara	21-67	.313	7-33	.212	10-13	.769	15-20-35	12	14	14	2	13	59
<b>Notre Dame</b>	32-58	.552	12-26	.462	4-6	.667	7-33-40	13	23	20	6	9	80
Columbia	30-63	.476	2-13	.154	6-10	.600	12-27-39	31	15	14	2	3	68
<b>Notre Dame</b>	19-50	.380	9-26	.346	28-45	.622	13-24-37	16	12	9	5	5	75
Fordham	19-67	.284	5-20	.250	6-10	.600	18-13-31	17	13	11	2	8	49
<b>Notre Dame</b>	29-53	.547	9-21	.429	18-22	.818	11-32-43	9	25	11	3	6	85
Wofford	27-58	.466	7-14	.500	10-14	.714	8-18-26	18	14	6	2	6	71
<b>Notre Dame</b>	24-50	.480	9-21	.429	17-21	.810	11-26-37	15	17	12	6	4	74
Pittsburgh	32-65	.492	6-15	.400	30-46	.652	13-38-51	22	30	15	6	4	100
<b>Notre Dame</b>	34-83	.410	14-36	.389	15-23	.652	15-28-43	32	19	10	2	5	97
DePaul	29-59	.492	7-16	.438	8-16	.500	11-24-35	15	19	8	2	6	73
<b>Notre Dame</b>	24-56	.429	9-27	.333	10-15	.667	11-25-36	15	16	13	3	5	67
Syracuse	29-70	.414	12-31	.387	18-27	.667	17-27-44	15	13	5	8	8	88
<b>Notre Dame</b>	24-67	.434	12-25	.433	12-18	.667	15-30-45	17	24	12	3	2	82
Providence	29-61	.475	6-18	.333	13-21	.619	12-16-28	18	11	6	3	4	77
<b>Notre Dame</b>	29-51	.569	13-21	.619	21-26	.808	9-23-32	19	16	9	3	3	92
Marquette	27-55	.519	8-20	.400	5-9	.556	8-25-33	15	17	14	10	7	67
<b>Notre Dame</b>	22-55	.400	9-28	.321	12-13	.922	9-18-27	12	13	11	1	9	65
Georgetown	28-64	.438	20-26	.391	20-26	.769	18-27-45	21	20	12	3	5	85
<b>Notre Dame</b>	28-70	.400	15-24	.324	15-24	.625	21-21-42	19	19	12	3	4	82
Villanova	24-60	.400	11-24	.459	13-16	.813	11-25-36	20	12	7	3	7	72
<b>Notre Dame</b>	21-49	.429	8-20	.400	20-30	.667	11-27-38	18	15	13	3	4	70











# 2005-06 Box Scores

Georgetown 85, Notre Dame 82 (2OT)  
 January 24, 2006  
 Joyce Center — Notre Dame, IN

## Game 17

	FG-A	FG-A	FT-A	REB	PF	TP	A	TO	BK	ST	MIN
Georgetown	2-9	0-2	4-4	2-4-6	3	8	2	4	1	3	32
Brandon Bowman	4-13	1-5	3-4	4-3-7	3	12	6	0	1	1	46
Jeff Green	8-13	0-0	2-2	6-7-13	2	18	2	2	1	0	33
Roy Hibbert	5-8	2-3	3-4	0-2-2	5	15	6	0	0	0	39
Ashanti Cook	3-10	3-6	1-2	1-1-2	3	10	1	3	0	1	44
Jonathan Wallace	5-7	3-5	5-6	1-4-5	3	18	3	2	0	0	36
Darrel Owens	1-4	0-2	2-2	2-1-3	2	4	0	0	0	0	16
Jessie Sapp	0-0	0-0	0-2	0-1-1	0	0	0	0	0	0	4
Marc Egerson				2-4-6							
Team											1
<b>TOTALS</b>	<b>28-64</b>	<b>9-23</b>	<b>20-26</b>	<b>18-27-45</b>	<b>21</b>	<b>85</b>	<b>20</b>	<b>12</b>	<b>3</b>	<b>5</b>	<b>200</b>

FG%: 1st Half 12-27, .444; 2nd Half 10-28, .357; OT 6-9, .667; Game .438; 3-PT%: 1st Half 6-12, .500; 2nd Half 1-9, .111; OT 2-2, 1.000; Game .391; FT%: 1st Half 6-6, 1.000; 2nd Half 12-16, .750; OT 2-4, .500; Game .769; Deadball: 3.

	FG-A	FG-A	FT-A	REB	PF	TP	A	TO	BK	ST	MIN
Notre Dame	6-11	1-3	1-3	3-4-7	2	14	1	1	2	1	43
Rob Kurz	3-6	0-0	3-6	5-7-12	5	9	1	1	1	0	25
Torin Francis	9-22	4-11	4-4	1-3-4	4	26	10	4	0	1	50
Chris Quinn	5-15	5-13	3-3	2-1-3	4	18	2	3	0	0	47
Colin Falls	1-6	0-3	0-0	1-1-2	0	2	1	1	0	0	21
Kyle McAlarney	2-3	0-0	1-4	3-2-5	2	5	0	0	0	1	22
Rick Cornett	0-1	0-1	0-0	0-1-1	1	0	1	1	0	0	8
Luke Zeller	2-6	1-3	3-4	3-1-4	1	8	3	1	0	1	34
Russell Carter				3-1-4							
Team											
<b>TOTALS</b>	<b>28-70</b>	<b>11-34</b>	<b>15-24</b>	<b>21-21-42</b>	<b>19</b>	<b>82</b>	<b>19</b>	<b>12</b>	<b>3</b>	<b>4</b>	<b>200</b>

FG%: 1st Half 9-27, .333; 2nd Half 15-28, .536; OT 4-15, .267; Game .400; 3-PT%: 1st Half 5-15, .333; 2nd Half 5-11, .455; OT 1-8, .125; Game .324; FT%: 1st Half 5-6, .833; 2nd Half 6-10, .600; OT 4-8, .500; Game .625; Deadball: 3.

	1	2	OT1	OT2	F
<b>SCORE BY PERIODS</b>					
Georgetown	36	33	7	9	85
Notre Dame	28	41	7	6	82

OFFICIALS: Curtis Shaw, Pat Driscoll, Jamie Luckie  
 TECHNICALS: None  
 ATTENDANCE: 10,508

Notes: Chris Quinn registered his first career double-double ... His 10 assists were a career-high ... Notre Dame played its second double-overtime game of the season ... The last time an Irish team played two overtime games in the same season was during the 2002-03 campaign ... Rob Kurz recorded double figures for the fourth time in 2005-06.

Villanova 72, Notre Dame 70  
 January 28, 2006  
 Joyce Center — Notre Dame, IN

## Game 18

	FG-A	FG-A	FT-A	REB	PF	TP	A	TO	BK	ST	MIN
Villanova	0-0	0-0	2-3	3-6-9	3	2	0	3	2	0	19
Will Sheridan	2-5	0-0	0-0	2-2-4	4	4	3	2	0	1	25
Kyle Lowry	5-18	2-7	6-6	0-3-3	2	18	4	1	0	1	37
Randy Foye	7-17	5-11	3-4	0-1-1	2	22	0	0	0	1	39
Mike Nardi	9-16	4-6	1-1	1-9-10	2	23	4	0	0	2	37
Allan Ray	0-1	0-0	1-2	2-1-3	3	1	0	1	0	0	14
Jason Fraser	1-2	0-0	0-0	1-1-2	4	2	1	0	1	2	19
Dante Cunningham	0-1	0-0	0-2	1-1-2	0	0	0	0	0	0	10
Shane Clark				1-1-2							
Team											
<b>TOTALS</b>	<b>24-60</b>	<b>11-24</b>	<b>13-16</b>	<b>11-25-36</b>	<b>20</b>	<b>72</b>	<b>12</b>	<b>7</b>	<b>3</b>	<b>7</b>	<b>200</b>

FG%: 1st Half 12-29, .414; 2nd Half 12-31, .387; Game .400; 3-PT%: 1st Half 8-16, .500; 2nd Half 3-8, .375; Game .458; FT%: 1st Half 3-4, .750; 2nd Half 10-12, .833; Game .813; Deadball: 1.

	FG-A	FG-A	FT-A	REB	PF	TP	A	TO	BK	ST	MIN
Notre Dame	0-4	0-1	0-0	2-3-5	2	0	0	1	0	1	11
Rob Kurz	5-9	0-0	1-4	1-5-6	2	11	0	0	1	0	27
Torin Francis	6-11	4-6	2-4	3-6-9	3	18	8	6	2	1	40
Chris Quinn	0-2	0-1	2-2	0-1-1	0	2	5	1	0	0	37
Colin Falls	3-8	0-2	8-11	1-5-6	5	14	2	3	0	1	31
Russell Carter	1-1	0-0	2-3	0-1-1	0	4	0	0	0	1	5
Rick Cornett	3-7	3-5	4-4	0-3-3	2	13	0	1	0	0	22
Kyle McAlarney	3-7	1-5	1-2	1-1-2	4	8	0	1	0	0	27
Luke Zeller				3-2-5							
Team											
<b>TOTALS</b>	<b>21-49</b>	<b>8-20</b>	<b>20-30</b>	<b>11-27-38</b>	<b>18</b>	<b>70</b>	<b>15</b>	<b>13</b>	<b>3</b>	<b>4</b>	<b>200</b>

FG%: 1st Half 13-27, .481; 2nd Half 8-22, .364; Game .429; 3-PT%: 1st Half 4-8, .500; 2nd Half 4-12, .333; Game .400; FT%: 1st Half 4-9, .444; 2nd Half 16-21, .762; Game .667; Deadball: 2.

	1	2	F
<b>SCORE BY PERIODS</b>			
Villanova	35	37	72
Notre Dame	34	36	70

OFFICIALS: John Cahill, Tony Greene, Reggie Greenwood  
 TECHNICALS: Villanova - Bench  
 ATTENDANCE: 11,418

Notes: Chris Quinn played the entire game for the fifth time in five games ... His nine rebounds matched a career-high, while his eight assists mark the seventh time this season with eight-plus assists ... Kyle McAlarney scored in double figures for the sixth time ... Notre Dame fell to 2-10 all-time versus Villanova since joining the BIG EAST in 1995-96.