



2011-12 NOTRE DAME MEN'S BASKETBALL

ATHLETICS MEDIA RELATIONS:
MEDIA RELATIONS CONTACTS:

Joyce Center
Bernadette Cafarelli
Sean Carroll

Room 112
o: (574) 631-8458
o: (574) 631-2664

Notre Dame, IN 46556
c: (574) 532-0249
c: (574) 340-2177

Fax: (574) 631-7941
cafarelli.1@nd.edu
carroll.64@nd.edu

2011-12 Schedule

| Date | Opponent | Time |
|-------|---------------------------------------|--------------|
| 11/1 | ST. XAVIER (Exhibition) | W, 90-72 |
| 11/7 | STONEHILL (Exhibition) | W, 92-70 |
| 11/12 | MISSISSIPPI VALLEY STATE | W, 80-67 |
| 11/14 | DETROIT^ (ESPNU) | W, 59-53 |
| 11/16 | SAM HOUSTON STATE^A | W, 74-41 |
| 11/18 | DELAWARE STATE | W, 93-69 |
| 11/21 | vs. #24/25 Missouri@ (ESPN2) | 7:30 p.m. |
| 11/22 | vs. California/Georgia# (ESPN2/ESPNU) | 7:45/10 p.m. |
| 11/27 | BRYANT | 2:00 p.m. |
| 11/30 | at Gonzaga (ESPN2) | 11:15 p.m. |
| 12/4 | vs. Maryland\$ | 4:45 p.m. |
| 12/8 | MAINE | 7:30 p.m. |
| 12/10 | DARTMOUTH | 7:30 p.m. |
| 12/17 | vs. Indiana% (ESPN2) | 4:30 p.m. |
| 12/19 | SACRED HEART | 7:30 p.m. |
| 12/27 | PITTSBURGH* (ESPN2) | 7:00 p.m. |
| 1/4 | at Cincinnati* | 7:00 p.m. |
| 1/7 | at Louisville* (ESPNU) | 4:00 p.m. |
| 1/10 | USF* | 7:00 p.m. |
| 1/14 | CONNECTICUT* (ESPN2) | 11:00 a.m. |
| 1/16 | at Rutgers* (ESPNU) | 9:00 p.m. |
| 1/21 | SYRACUSE* (ESPN) | 6:00 p.m. |
| 1/25 | at Seton Hall* | 8:00 p.m. |
| 1/29 | at Connecticut* | Noon |
| 2/4 | MARQUETTE* (CBS) | 1:00 p.m. |
| 2/8 | at West Virginia* (ESPNU) | 9:00 p.m. |
| 2/11 | DEPAUL* | Noon |
| 2/15 | RUTGERS* (ESPNU) | 7:00 p.m. |
| 2/18 | at Villanova* (ESPNU) | 9:00 p.m. |
| 2/22 | WEST VIRGINIA* (ESPN2) | 7:00 p.m. |
| 2/25 | at St. John's* (ESPN) | Noon |
| 2/27 | at Georgetown* (ESPN) | 7:00 p.m. |
| 3/2 | PROVIDENCE* | 7:00 p.m. |

BIG EAST CHAMPIONSHIP

(Madison Square Garden; New York, N.Y.)

| | |
|------|---------------|
| 3/6 | First Round |
| 3/7 | Second Round |
| 3/8 | Quarterfinals |
| 3/9 | Semifinals |
| 3/10 | Final |

NCAA CHAMPIONSHIP

| | |
|---------|--|
| 3/13-14 | First Round (Dayton, Ohio) |
| 3/15-18 | Second & Third Rounds (various locations) |
| 3/22-25 | Regional Rounds (various locations) |
| 3/31 | Final Four - Semifinals (New Orleans, La.) |
| 4/2 | Final Four - Final (New Orleans, La.) |

^ - CBE Classic (Regional Rounds)

@ - CBE Classic - Kansas City, Mo. (Semifinals)

- CBE Classic - Kansas City, Mo. (Championship/Consolation)

\$ - BB&T Classic - Washington, D.C.

% - Crossroads Classic - Indianapolis, Ind.

* - BIG EAST Conference Game

Home events in **BOLD CAPS**

All times Eastern

Missouri vs. Notre Dame Progressive CBE Classic Semifinal Nov. 21, 2011 • 7:30 p.m. (ET) Sprint Center (18,555) • Kansas City, Mo.



#24/25 MISSOURI Tigers

3-0, 0-0 Big 12
H: 3-0; A: 0-0; N: 0-0



NOTRE DAME Fighting Irish

4-0, 0-0 BIG EAST
H: 4-0; A: 0-0; N: 0-0

Missouri Leads Series 6-2

TV:

ESPN2

Dan Shulman (play-by-play)

Dick Vitale (analyst)

Radio:

Affiliate listings on Pg. 5

Broadcast on UND.com

Jack Nolan (play-by-play)

Jordan Cornette (analyst)

Live Stats:

GameTracker (UND.com)

IRISH HEAD TO KANSAS CITY FOR CBE CLASSIC SEMIFINALS

• Notre Dame (4-0) will head to Kansas City, Mo., to face Missouri (3-0) on Monday in the semifinals of the Progressive CBE Classic. Tip-off is slated for 7:30 p.m. (ET) inside the Sprint Center. The game will be aired on ESPN2 with Dan Shulman (play-by-play) and Dick Vitale (analyst) calling the action.

• This will be the ninth meeting all-time between Notre Dame and Missouri and the first since the 1994-95 season. The Tigers lead the series 6-2 (series breakdown on page 2 of this notes packet). Irish head coach **Mike Brey** has never faced Missouri.

• Missouri is the first Big 12 Conference opponent the Fighting Irish have faced since they defeated Texas, 81-80, in the semifinals of the 2008 EA Sports Maui Invitational (Nov. 25, 2008). Notre Dame is 20-12 all-time against teams currently in the Big 12.

• This is the first trip to Kansas City for the Fighting Irish since they were the runner-up at the 2002 CBE Classic, which was then called the Guardians Classic.

• The Fighting Irish Digital Media radio crew of Jack Nolan (play-by-play) and Jordan Cornette (analyst) will call the action on radio (affiliate listings on Pg. 5) and their broadcast can also be heard on UND.com.

• Notre Dame currently has a 23-game home win streak.

• Notre Dame is off to a 4-0 start for the fourth straight season and for the seventh time under head coach Mike Brey (12 seasons). The Irish are in pursuit of their third straight 5-0 start.

PROGRESSIVE CBE CLASSIC

• Notre Dame went 2-0 in regional-round action of the CBE Classic by capturing home wins over Detroit (59-53) and Sam Houston State (74-41). Missouri defeated Mercer (81-63) and Niagara (83-52) in the regional round.

• The Fighting Irish will face either California or Georgia in the championship/consolation game on Tuesday.

NOTRE DAME PROBABLE STARTING LINEUP

| No. | Player | Pos. | Ht. | Wt. | Yr. | PPG | RPG | APG |
|-----|----------------|------|-----|-----|-----|------|------|-----|
| 0 | Eric Atkins | G | 6-1 | 182 | So. | 20.0 | 3.0 | 5.0 |
| 14 | Scott Martin | G | 6-8 | 222 | Sr. | 13.0 | 5.3 | 1.5 |
| 22 | Jerian Grant | G | 6-5 | 195 | So. | 14.0 | 3.5 | 5.3 |
| 21 | Tim Abromaitis | F | 6-8 | 236 | GS | -- | -- | -- |
| 45 | Jack Cooley | F | 6-9 | 248 | Jr. | 6.8 | 10.3 | 2.0 |

NOTRE DAME 2011-12 ROSTER

| No. | Player | Pos | Ht. | Wt. | Yr. | Hometown/High School |
|-----|------------------|-----|------|-----|-----|---|
| 0 | Eric Atkins | G | 6-1 | 182 | So. | Columbia, Md./Mount Saint Joseph |
| 4 | Patrick Crowley | G | 6-3 | 190 | So. | Los Gatos, Calif./St. Francis |
| 11 | Garrick Sherman* | C | 6-10 | 251 | Jr. | Kenton, Ohio/Kenton/Michigan State |
| 12 | Alex Dragicevich | G | 6-7 | 221 | So. | Northbrook, Ill./Glenbrook North |
| 14 | Scott Martin | G | 6-8 | 222 | Sr. | Valparaiso, Ind./Valparaiso |
| 21 | Tim Abromaitis | F | 6-8 | 236 | GS | Unionville, Conn./Farmington |
| 22 | Jerian Grant | G | 6-5 | 195 | So. | Bowie, Md./DeMatha |
| 24 | Pat Connaughton | G/F | 6-5 | 206 | Fr. | Arlington, Mass./St. John's Prep |
| 25 | Tom Knight | F | 6-9 | 250 | Jr. | Dixfield, Maine/Dirigo |
| 32 | Joey Brooks | G | 6-6 | 220 | Jr. | Houston, Texas/Strake Jesuit College Prep |
| 33 | Mike Broghammer | F | 6-9 | 265 | Jr. | Orono, Minn./Hopkins |
| 45 | Jack Cooley | F | 6-9 | 248 | Jr. | Glenview, Ill./Glenbrook South |

* - will have to sit out the entire 2011-12 season due to NCAA transfer rules

Alphabetical Roster

| | | |
|----|------------------|---------|
| 21 | Tim Abromaitis | GS/F |
| 0 | Eric Atkins | So./G |
| 33 | Mike Broghammer | Jr./F |
| 32 | Joey Brooks | Jr./G |
| 24 | Pat Connaughton | Fr./G/F |
| 45 | Jack Cooley | Jr./F |
| 4 | Patrick Crowley | So./G |
| 12 | Alex Dragicevich | So./G |
| 22 | Jerian Grant | So./G |
| 25 | Tom Knight | Jr./F |
| 14 | Scott Martin | Sr./G |
| 11 | Garrick Sherman | Jr./C |

Head Coach: Mike Brey (George Washington '82)
Assistant Coach: Anthony Solomon (Virginia '87)
Assistant Coach: Rod Balanis (Georgia Tech '93)
Assistant Coach: Martin Ingelsby (Notre Dame '01)
Coordinator of Basketball Operations: Harold Swanagan (Notre Dame '02)
Athletic Trainer: Skip Meyer (Central Connecticut State '74)

Pronunciation Guide

Tim Abromaitis ab-row-MY-tis
 Pat Connaughton Con-UH-tin
 Jack Cooley COOL-ee
 Mike Broghammer BROGE-hammer
 Alex Dragicevich Drag-ee-vich
 Jerian Grant JARE-in

Series vs. Missouri Missouri leads 6-2 Home: 2-1, Away: 0-3, Neutral: 0-2

| Date | Site | Result |
|---------|------------------|---------------|
| 3-8-80 | Lincoln, NE* | L, 84-87 (ot) |
| 1-2-82 | Kansas City, MO# | L, 70-92 |
| 3-3-90 | Notre Dame, IN | W, 98-67 |
| 3-4-91 | Columbia, MO | L, 54-84 |
| 1-23-92 | Notre Dame, IN | L, 68-77 |
| 1-27-93 | Columbia, MO | L, 57-73 |
| 1-12-94 | Notre Dame, IN | W, 77-73 |
| 1-12-95 | Columbia, MO | L, 56-64 |

* - NCAA Second Round, Bob Devaney Sports Center
 # - Kemper Arena, Kansas City, Mo.

Connaughton Joins Solid Company

With his 24-point performance on Wednesday against Sam Houston State, Pat Connaughton became the fifth Notre Dame freshman to score 20-plus points in a game during the Mike Brey era (12 seasons). Here is the list of Irish rookies who have accomplished the feat in the Brey era:

| Player | Season | 20+ Games | 30+ Games | High |
|-----------------------|---------|-----------|-----------|------|
| Chris Thomas (G) | 2001-02 | 9 | 2 | 32 |
| Torin Francis (F) | 2002-03 | 4 | - | 25 |
| Luke Harangody (F) | 2006-07 | 3 | - | 22 |
| Tory Jackson (G) | 2006-07 | 2 | - | 21 |
| Pat Connaughton (G/F) | 2010-11 | 1 | - | 24 |

• Connaughton's six made three-pointers (on 10 attempts) against Sam Houston State were the most for an Irish freshman since Chris Thomas had six against Connecticut in the semifinals of the 2002 BIG EAST Tournament (March 8, 2002)

• Notre Dame was the runner-up in the 2002 event when it was called the Guardians Classic. The Irish topped Belmont (76-48) and IUPUI (89-45) at home before traveling to Kansas City's Municipal Auditorium for the semifinals and final. Notre Dame bested Furman (75-50) in the semifinals before falling to Creighton (80-75) in the title game.

ABRO RETURNS

- Forward **Tim Abromaitis** will return to the Fighting Irish lineup on Monday following a four-game suspension. The Notre Dame graduate student missed the first four games of the regular season due to a misunderstanding in the technicality of an NCAA rule governing seasons of competition that dates back to the 2008-09 campaign.
- In his sophomore year ('08-'09), Abromaitis played in Notre Dame's first two exhibition games against Briar Cliff (Oct. 31) and Stonehill (Nov. 9) and then was withheld from competition for the remainder of the season in order to preserve an extra year of eligibility. Under NCAA rules, and specifically Bylaw 14.2.3.1.3, freshman student-athletes are allowed to participate in preseason exhibition contests and still preserve the entire year of eligibility. The Bylaw, however, does not provide the same exception for returning student-athletes in their sophomore, junior and senior seasons. Therefore, Abromaitis technically used a season of eligibility when he participated in those two preseason exhibition contests during that year.
- Abromaitis' fifth year of eligibility has been preserved for this season due to an NCAA waiver that took into consideration the Notre Dame men's basketball coaching staff's misunderstanding of the rule and on the condition that he be withheld from the first four regular-season games.
- Last Saturday's season opener was the first game Abromaitis missed since he sat out the 2008-09 campaign. He had played in 69 straight contests.
- Abromaitis averaged 15.4 ppg. and 6.1 rpg. last season.

FIRST-TIME STARTERS

• Five different Irish players - **Joey Brooks** (Jr./G), **Jack Cooley** (Jr./F), **Jerian Grant** (So./G), **Alex Dragicevich** (So./G) and **Pat Connaughton** (Fr./G-F) - have made their first career start this season. Notre Dame has used three different starting lineups in its first four games of the season (game-by-game starting lineups are listed on page 7).

Notre Dame's record in 2011-12 when ...

| | |
|--|-----|
| Played at the Purcell Pavilion..... | 4-0 |
| Played on the road..... | 0-0 |
| Played at a neutral site..... | 0-0 |
| BIG EAST Conference record (all games) | 0-0 |
| Non-conference record | 4-0 |
| Leading at halftime..... | 3-0 |
| Trailing at halftime..... | 1-0 |
| Tied at halftime..... | 0-0 |
| Playing an overtime game..... | 0-0 |
| Shoots .500 or better | 1-0 |
| Shoots .500 or less..... | 3-0 |
| Opponents shoots .500 or less..... | 4-0 |
| Shoots better than opponent..... | 3-0 |
| Shoots worse than opponent..... | 0-0 |
| Shoots same as opponent | 1-0 |
| Makes more free throws than opponent..... | 4-0 |
| Makes less free throws than opponent | 0-0 |
| Same number of free throws | 0-0 |
| Outrebounded opponents | 2-0 |
| Outrebounded by opponent | 2-0 |
| Same number of rebounds..... | 0-0 |
| Has fewer turnovers than opponent | 2-0 |
| Has more turnovers than opponent..... | 2-0 |
| Has same number of turnovers | 0-0 |
| Bench outscores opponent's bench..... | 3-0 |
| Outscored by opponent's bench | 0-0 |
| Bench points are the same..... | 1-0 |
| Plays a ranked opponent..... | 0-0 |
| Makes 10 or more three-pointers | 2-0 |
| No Notre Dame player fouls out..... | 4-0 |
| One Notre Dame player fouls out..... | 0-0 |
| Two or more Notre Dame players foul out..... | 0-0 |
| Wears White Uniforms | 4-0 |
| Wears Blue Uniforms | 0-0 |
| Wears Gold Uniforms..... | 0-0 |
| Wears Black Uniforms..... | 0-0 |
| Plays in an In-Season Tournament..... | 2-0 |
| Plays on Television | 1-0 |
| Plays in November | 4-0 |
| Plays in December | 0-0 |
| Plays in January | 0-0 |
| Plays in February | 0-0 |
| Plays in March..... | 0-0 |
| Plays in Day Games..... | 1-0 |
| Plays in Night Games | 3-0 |
| Plays on Sundays..... | 0-0 |
| Plays on Mondays..... | 1-0 |
| Plays on Tuesdays | 0-0 |
| Plays on Wednesdays | 1-0 |
| Plays on Thursdays..... | 0-0 |
| Plays on Fridays..... | 1-0 |
| Plays on Saturdays | 1-0 |
| Final Margin is 5 points or less | 0-0 |
| Final Margin is 6-10 points | 1-0 |
| Final Margin is 11-20 points | 1-0 |
| Final Margin is 20-plus points..... | 2-0 |
| Has a player score 20-plus points | 3-0 |
| Has a player score 30-plus points | 0-0 |
| Scores 59 points or less | 1-0 |
| Scores 60-69 points..... | 0-0 |
| Scores 70-79 points..... | 1-0 |
| Scores 80-89 points..... | 1-0 |
| Scores 90-plus points..... | 1-0 |

CAREER-HIGH NIGHT

• Four different Irish players established or tied career-high marks in points in Friday's win over Delaware State. Senior **Scott Martin** deposited a career-high 23 points, while sophomore **Alex Dragicevich** and junior **Mike Broghammer** tallied career-best point totals of 18 and nine, respectively. Sophomore **Jerian Grant** matched a career-high total with 17 points.

COOLEY COMING TO PLAY

• Junior forward **Jack Cooley** notched his first career double-double by registering 11 points and 17 rebounds in Friday's win over Delaware State. The 17 rebounds, which included 10 offensive boards, were a career-high total for Cooley. He became the first Irish player to haul down that many rebounds in a game since Luke Harangody had 17 against Louisville during the 2008-09 season (Feb. 12, 2009).

• Cooley leads the Irish with a 10.3 rpg. average this season.

CRASHING THE BOARDS

• Notre Dame out-rebounded Delaware State 46-24 in Friday's victory. The Fighting Irish had 21 offensive rebounds, which resulted in 28 second-chance points. Those were the most offensive boards for the Irish since they had 21 against DePaul during the 2007-08 season (Feb. 2, 2008).

GRANT HITTING THE GROUND RUNNING

• Sophomore guard **Jerian Grant**, who sat out all of last season, is the only Fighting Irish player to score in double-figures in all four games this season. He is the first first-year Notre Dame player to reach double-figures in points in his first four games since Luke Harangody began his career with five straight double-digit games during the 2006-07 season.

• Grant is averaging 14.0 ppg., which ranks second among all Irish players.

FRESHMAN ON FIRE

• **Pat Connaughton's** 24 points against Sam Houston State on Wednesday were the most for a Notre Dame freshman since Torin Francis had 25 against Arizona in the Sweet 16 of the 2003 NCAA Tournament (March 27, 2003).

• Connaughton's 24 points off the bench in the Sam Houston State game were the most bench points by an Irish player since Chris Quinn netted 25 against Quinnipiac during the 2003-04 campaign (Dec. 23, 2003).

SHARING THE ROCK

• Notre Dame has had 41 assists on its 57 made baskets over the course of the past two games. For the season, the Irish have had an assist on 72 of their 100 field goals. Sophomore guard **Jerian Grant** leads the Irish with 21 assists (5.3 apg.)

DRAINING FROM DEEP

• The Irish are 21-42 (.500) from three-point range in their past two games. Notre Dame drained 10 treys (on 19 attempts) against Sam Houston State and followed that up with an 11-for-23 performance versus Delaware State. The Fighting Irish made 10 or more three-pointers in a game seven times last season.

CLAMPING DOWN

• The 41 points scored by Sam Houston State on Wednesday were the fewest for an Irish opponent since Monmouth scored 33 in a 76-33 Irish victory during the 2007-08 season (Nov. 16, 2007).

• The Fighting Irish held Sam Houston State to just 16 first-half points. Those were the fewest points by a Notre Dame opponent in a half since California scored five first-half points last season (Nov. 26, 2010).

• Notre Dame limited Detroit to just a 30.9% (21-68) shooting clip from the field in Monday's 59-53 victory. The Titans shot just 26.3% (10-38) from the field in the second half.

• Notre Dame held Detroit without a field goal from the 14:04 mark of the second half until the 6:23 mark, a span of 7:41.

• Irish opponents are shooting just 37.4% (89-238) from the field this season.

BUSY BEGINNING

• The Fighting Irish are in the middle of a stretch that has them playing eight games in an 18-day span. The stretch will end with a road test at Gonzaga on Nov. 30.

Number of Games Led Irish in This Season/Career

(Career figure in parenthesis)

Tim Abromaitis

| | |
|----------|---------|
| Points | -- (16) |
| Rebounds | -- (14) |
| Assists | -- (4) |
| Blocks | -- (7) |
| Steals | -- (14) |

Eric Atkins

| | |
|---------|--------|
| Points | 2 (4) |
| Assists | 2 (12) |
| Steals | -- (9) |

Mike Broghammer

| | |
|--------|--------|
| Blocks | 2 (4) |
| Steals | -- (1) |

Joey Brooks

| | |
|----------|-------|
| Points | 1 (1) |
| Rebounds | 1 (2) |
| Steals | 1 (5) |

Pat Connaughton

| | |
|----------|-------|
| Points | 1 (1) |
| Rebounds | 1 (1) |

Jack Cooley

| | |
|----------|--------|
| Points | -- (1) |
| Rebounds | 3 (4) |
| Blocks | 3 (13) |
| Steals | 1 (3) |

Alex Dragicevich

| | |
|---------|-------|
| Assists | 1 (1) |
| Blocks | 1 (1) |

Jerian Grant

| | |
|----------|-------|
| Rebounds | 1 (1) |
| Assists | 1 (1) |
| Steals | 2 (2) |
| Blocks | 1 (1) |

Scott Martin

| | |
|----------|--------|
| Points | 1 (2) |
| Rebounds | -- (5) |
| Assists | -- (1) |
| Blocks | -- (3) |
| Steals | -- (4) |

Number of Games This Season With ...

(Career figure in parenthesis)

Double-Figure Points

| | |
|------------------|------------------|
| Jerian Grant | 4 (4) |
| Scott Martin | 3 (35, 22 at ND) |
| Eric Atkins | 2 (9) |
| Pat Connaughton | 2 (2) |
| Jack Cooley | 1 (5) |
| Joey Brooks | 1 (2) |
| Alex Dragicevich | 1 (1) |
| Tim Abromaitis | -- (57) |

30-Plus Points

| | |
|----------------|--------|
| Tim Abromaitis | -- (3) |
|----------------|--------|

20-Plus Points

| | |
|-----------------|----------------|
| Eric Atkins | 1 (1) |
| Scott Martin | 1 (2, 2 at ND) |
| Pat Connaughton | 1 (1) |
| Tim Abromaitis | -- (21) |

10-Plus Rebounds

| | |
|----------------|-----------------|
| Jack Cooley | 2 (2) |
| Tim Abromaitis | -- (4) |
| Scott Martin | -- (1, 1 at ND) |

Double-Doubles

| | |
|----------------|-----------------|
| Jack Cooley | 1 (1) |
| Tim Abromaitis | -- (3) |
| Scott Martin | -- (1, 1 at ND) |

Free-Throw Shooting in Final Five Minutes and Overtime This Season:

| | |
|------------------|---------------------|
| Tim Abromaitis | 0-0 (.000) |
| Eric Atkins | 1-2 (.500) |
| Mike Broghammer | 1-2 (.500) |
| Joey Brooks | 5-8 (.625) |
| Pat Connaughton | 2-2 (1.000) |
| Jack Cooley | 2-2 (1.000) |
| Patrick Crowley | 0-0 (.000) |
| Alex Dragicevich | 3-4 (.750) |
| Jerian Grant | 1-3 (.333) |
| Tom Knight | 0-0 (.000) |
| Scott Martin | 1-1 (1.000) |
| Total | 16-24 (.667) |
| Opponents | 4-13 (.308) |

ATKINS ON THE ATTACK

- Sophomore point guard **Eric Atkins** has missed the past two games due to illness. Those were the first two missed games of his Irish career.
- Atkins registered a team-high point total in the first two games this season. He scored a career-high 27 points in the season-opening victory over Mississippi Valley State and then deposited 13 points against Detroit.
- Against Mississippi Valley State, Atkins was 6-of-7 from the field, including 3-of-3 from three-point range, and 12-of-12 from the free-throw line. Both the three-point and free-throw totals were career-high figures.
- Atkins' perfect day from the charity stripe against the Delta Devils marked the most makes without a miss for an Irish player in a game since Tim Abromaitis also went 12-of-12 against Seton Hall on Feb. 11, 2010.

ABROMAITIS EARNS PRESEASON ACCOLADES

- Notre Dame forward **Tim Abromaitis** has been selected to the preseason watch lists for both the John R. Wooden Award and the Naismith Trophy. Both awards are presented annually to the national player of the year. Fifty student-athletes appear on both watch lists.
- Abromaitis was named to the six-man preseason All-BIG EAST First Team.
- The Fighting Irish forward also is one of 30 candidates up for the Lowe's Senior CLASS Award.

412 AND COUNTING

- Notre Dame has made at least one three-pointer in 412 straight contests dating back to the 1998-99 campaign. The Fighting Irish have made at least one three pointer during every game of the Mike Brey era. The last time an Irish team failed to hit a three-pointer in a game was in a 101-70 loss to Connecticut at the Hartford Civic Center on Jan. 12, 1999. Notre Dame finished 0-7 from beyond the arc in that contest. In 2008-09, the Irish set a single-season three-point record with 319.

SOLID SCHEDULE

- Eight teams on Notre Dame's 2011-12 schedule are ranked in the latest Associated Press top-25 poll. Six of the squads - #4 Connecticut, #5 Syracuse, #8 Louisville, #9 Pittsburgh, #20 Cincinnati and #21 Marquette - are BIG EAST foes, while the Fighting Irish will face #22 Gonzaga and #24 Missouri in non-conference action. The Irish will face fourth-ranked UConn twice during the regular season. Notre Dame could also face #23 California in the CBE Classic.

BACK TO THE BB&T

- Notre Dame will meet Maryland on Dec. 4 in the BB&T Classic at the Verizon Center in Washington, D.C. The Fighting Irish will be making their third appearance in the event, which is held annually in the nation's capital. Each of the last two meetings between Notre Dame and Maryland has occurred at the BB&T Classic. Notre Dame topped Maryland, 79-67, in 2002 en route to the event title. The Irish bested the Terrapins, 81-74, in the 2006 BB&T Classic.

CROSSROADS CLASSIC

- Notre Dame will battle instate rival Indiana in the inaugural Crossroads Classic at Conseco Fieldhouse in Indianapolis, Ind. The game between the Irish and the Hoosiers is part of a doubleheader on Saturday, Dec. 17. Purdue and Butler meet in the first game at 2:00 p.m. (ET) followed by Notre Dame and Indiana at 4:30 p.m. (ET).

LIGHTS, CAMERA, ACTION

- Notre Dame will have 17 television appearances during the 2011-12 season. The Irish will appear on ESPN's family of networks 16 times in addition to being on CBS once.

DOUBLE-DUTY

- Freshman guard/forward **Pat Connaughton** also is a pitcher on the Fighting Irish baseball team. Connaughton is the 66th Notre Dame student-athlete to compete in both basketball and baseball and the first to do so since Tom Hansen during the 1973-74 academic year.

IRISH CAPTAINS

- **Tim Abromaitis** and **Scott Martin** will captain the Fighting Irish during the 2011-12 season. Abromaitis is the 19th player in program history to serve as a two-time team captain.

Hitting The Century Mark

Notre Dame has scored at least 100 points 13 times during the Mike Brey era. Most recently, the Fighting Irish deposited 102 points on Nov. 17, 2010 versus Chicago State. Here are Notre Dame's 100-point out-puts during Brey's tenure.

| Date | Opponent | Result |
|----------|-------------------------|------------|
| 11/18/00 | Sacred Heart | W, 104-58 |
| 11/22/00 | Loyola (Chicago) | W, 107-68 |
| 2/9/02 | at Georgetown (4ot)* | W, 116-111 |
| 12/14/02 | DePaul | W, 102-71 |
| 1/25/03 | at Boston College (ot)* | W, 101-96 |
| 2/18/06 | at Seton Hall* | W, 102-91 |
| 12/28/06 | Rider | W, 101-51 |
| 1/30/07 | at Syracuse* | W, 103-91 |
| 12/8/07 | Northern Illinois | W, 108-62 |
| 12/2/08 | South Dakota | W, 102-76 |
| 2/21/09 | at Providence* | W, 103-84 |
| 12/22/09 | Bucknell | W, 101-69 |
| 11/17/10 | Chicago State | W, 102-62 |

* - BIG EAST Game

Taking Care Of The Basketball

Under Irish head coach Mike Brey, Notre Dame always has been a team that has had a high number of assists and very few turnovers. Here's a look at the Irish under Brey:

| | FGs | Assts | TOs | Asst/Bskt | Asst/TO |
|---------|-----|-------|-----|-----------|---------|
| 2000-01 | 814 | 527 | 434 | .647 | 1.21 |
| 2001-02 | 934 | 629 | 435 | .673 | 1.45 |
| 2002-03 | 917 | 558 | 446 | .609 | 1.25 |
| 2003-04 | 766 | 434 | 329 | .567 | 1.32 |
| 2004-05 | 671 | 415 | 341 | .618 | 1.22 |
| 2005-06 | 772 | 468 | 364 | .606 | 1.29 |
| 2006-07 | 869 | 552 | 414 | .635 | 1.33 |
| 2007-08 | 914 | 608 | 429 | .665 | 1.42 |
| 2008-09 | 988 | 601 | 343 | .608 | 1.75 |
| 2009-10 | 918 | 585 | 362 | .637 | 1.62 |
| 2010-11 | 843 | 563 | 364 | .668 | 1.55 |
| 2011-12 | 100 | 72 | 42 | .720 | 1.71 |

Irish Aim For Sixth Straight 20-Win Season

Notre Dame has reached the 20-win mark in each of the last five seasons and eight times in the last 11 seasons under head coach **Mike Brey**. The last time Irish teams reached the 20-win plateau in six straight campaigns was from 1983-89 under head coach Digger Phelps.

Postseason Stretch

Notre Dame has earned appearances in the postseason in each of the last 12 seasons, which marks the longest stretch in school history. The Irish have been to the NCAA Tournament on seven occasions and the National Invitation Tournament (NIT) five times during this current stretch. Under head coach **Mike Brey**, Notre Dame has played in the NAAs seven times and NIT four times.

107 Years and Strong

The 2011-12 campaign marks the 107th season of basketball at Notre Dame and the 17th season as a member of the BIG EAST Conference. Notre Dame teams have posted an all-time record of 1705-927 for a .648 winning percentage. In 15 seasons as a member of the BIG EAST, the Irish own a 147-125 (.540) record in conference regular-season play.

WHAT A RUN

- Notre Dame has posted a 100-42 (.704) record since the beginning of the 2007-08 season. The 100 wins are the most victories in program history over a five-year span.
- The past four seasons has produced the most regular-season BIG EAST victories (46) in school history. The Irish have gone 46-26 in BIG EAST regular-season play over the past four seasons.
- Last season's 27 wins (27-7) were the most in the modern era of Fighting Irish basketball. Notre Dame's highest win total ever was 33 (33-7) in 1908-09.
- The 14 regular-season BIG EAST victories in 2010-11 tied the program standard. The Fighting Irish went 14-4 in BIG EAST play in 2007-08.
- Notre Dame's 15 BIG EAST wins (14 regular season, 1 tournament) last season were the most in program history (combined regular season and tournament).

ELDER STATESMAN

- **Mike Brey** is in his 12th season along the Irish sidelines. He is the third-longest tenured coach in the BIG EAST, behind only Jim Boenheim of Syracuse and Jim Calhoun of Connecticut. Brey stands sixth all-time in career BIG EAST victories (both regular-season and tournament) with his 119-83 (.589) mark. He is one of eight coaches in BIG EAST history to record 100 conference wins.

2011-12 Notre Dame Men's Basketball on the Radio

Fighting Irish Digital Media (FIDM) will originate the Notre Dame Basketball Radio Network in 2011-2012 with the broadcast teams of Jack Nolan and two former players, LaPhonso Ellis ('92) and Jordan Cornette ('05) bringing basketball fans all the exciting action.

Affiliates: WSBT AM 960 (South Bend, Ind.); WLS AM 890 (Chicago, Ill.); WXNT-AM 1430 in Indianapolis, Ind.; WNUY-FM 100.1 (Fort Wayne, Ind.); WRSW ESPN 1480 AM (Warsaw, Ind); WEFM FM 95.9 (Michigan City, Ind.); WLUV-AM 1520 (Rockford, Ill.); WVIL-FM 101.3 (Jacksonville/Peoria, Ill.); WJLS-AM 560 (Beckley, W.Va); WKXX-AM 1600 (Wheeling, W.Va.); SiriusXM Satellite Radio (129) and worldwide on UND.com.

Watch the Irish on UND.com

UND.com, the official web site of the University of Notre Dame athletics department, will feature a free broadcast for all Notre Dame non-conference home games that are not being televised. The live streaming feed will feature the official radio play-by-play call from Jack Nolan and LaPhonso Ellis or Jordan Cornette will serve as analyst. Here is the list of games that will be carried by UND.com ...

| | | |
|---------|--------------|----------------|
| Nov. 27 | Bryant | 2:00 p.m. (ET) |
| Dec. 8 | Maine | 7:30 p.m. (ET) |
| Dec. 10 | Dartmouth | 7:30 p.m. (ET) |
| Dec. 19 | Sacred Heart | 7:30 p.m. (ET) |

2011-12 Mike Brey Radio Show

The Mike Brey Radio Show is broadcast live from O'Rourke's Public House just south of the Notre Dame campus on Thursdays at 7:00 p.m. (ET) during the basketball season. Irish fans can join head coach Mike Brey as well as Irish players for an in-depth look inside Notre Dame Basketball. Notre Dame Men's Basketball play-by-play announcer Jack Nolan hosts the show which can be heard live on NewsRadio 960 WSBT-AM in South Bend and worldwide on UND.com. The show can also be heard Friday nights on Sirius XM College Sports Nation Channel 91.

Schedule

| | |
|----------|-----------------------------|
| Show #1 | Thursday, December 1, 2011 |
| Show #2 | Thursday, December 15, 2011 |
| Show #3 | Thursday, December 29, 2011 |
| Show #4 | Monday, January 2, 2012 |
| Show #5 | Thursday, January 12, 2012 |
| Show #6 | Thursday, January 19, 2012 |
| Show #7 | Thursday, January 26, 2012 |
| Show #8 | Thursday, February 2, 2012 |
| Show #9 | Thursday, February 9, 2012 |
| Show #10 | Thursday, February 16, 2012 |
| Show #11 | Thursday, February 23, 2012 |
| Show #12 | Thursday, March 1, 2012 |



2011-12 BIG EAST STANDINGS

(as of games played on Nov. 19)

| | BIG EAST Record | Overall Record |
|-------------------|--------------------|-------------------|
| NOTRE DAME | 0-0 | 4-0 |
| Syracuse | 0-0 | 4-0 |
| Connecticut | 0-0 | 3-0 |
| Louisville | 0-0 | 3-0 |
| Marquette | 0-0 | 3-0 |
| Providence | 0-0 | 3-0 |
| Seton Hall | 0-0 | 3-0 |
| Villanova | 0-0 | 3-0 |
| DePaul | 0-0 | 2-0 |
| Georgetown | 0-0 | 2-0 |
| Cincinnati | 0-0 | 3-1 |
| USF | 0-0 | 3-1 |
| Pittsburgh | 0-0 | 2-1 |
| Rutgers | 0-0 | 2-1 |
| West Virginia | 0-0 | 2-1 |
| St. John's | 0-0 | 3-2 |

Players of the Week

NA

Rookies of the Week

NA

Notre Dame Weekly Honor Roll Honorees

NA

2011-12 Notre Dame Men's Basketball Press Conferences

(Contact Bernie Cafarelli at (574) 631-7516 or at cafarelli.1@nd.edu for teleconference number information)

| | |
|--------------------|-----------------|
| Monday, Nov. 28 | 10:00 a.m. (ET) |
| Tuesday, Dec. 6 | 10:00 a.m. (ET) |
| Thursday, Dec. 15 | 1:00 p.m. (ET)* |
| Monday, Dec. 26 | 10:00 a.m. (ET) |
| Monday, Jan. 2 | 10:00 a.m. (ET) |
| Thursday, Jan. 12 | 10:00 a.m. (ET) |
| Monday, Jan. 23 | 10:00 a.m. (ET) |
| Monday, Feb. 6 | 10:00 a.m. (ET) |
| Monday, Feb. 13 | 10:00 a.m. (ET) |
| Monday, Feb. 20 | 10:00 a.m. (ET) |
| Wednesday, Feb. 29 | 10:00 a.m. (ET) |

* - Note special time

2011-12 BIG EAST Teleconferences

(Contact the BIG EAST Conference at (401) 453-0660 for teleconference number information)

Jan. 5, Jan. 19, Feb. 2 and Feb. 16

| | |
|-------------------|------------------------------|
| 11:00 a.m. | Buzz Williams, Marquette |
| 11:08 a.m. | Mike Brey, Notre Dame |
| 11:16 a.m. | Ed Cooley, Providence |
| 11:24 a.m. | Jim Calhoun, Connecticut |
| 11:32 a.m. | Steve Lavin, St. John's |
| 11:40 a.m. | Mick Cronin, Cincinnati |
| 11:48 a.m. | Kevin Willard, Seton Hall |
| 11:56 a.m. | Rick Pitino, Louisville |

Jan. 12, Jan. 26, Feb. 9 and Feb. 23

| | |
|------------|-------------------------------|
| 11:00 a.m. | Jay Wright, Villanova |
| 11:08 a.m. | Stan Heath, USF |
| 11:16 a.m. | Bob Huggins, West Virginia |
| 11:24 a.m. | Mike Rice, Rutgers |
| 11:32 a.m. | Oliver Purnell, DePaul |
| 11:40 a.m. | Jamie Dixon, Pittsburgh |
| 11:48 a.m. | Jim Boeheim, Syracuse |
| 11:56 a.m. | John Thompson III, Georgetown |

2011-12 BIG EAST Preseason Coaches' Poll

| | Pts. |
|----------------------|------------|
| 1. Connecticut (7) | 209 |
| Syracuse (5) | 209 |
| 3. Louisville (3) | 201 |
| 4. Pittsburgh (1) | 188 |
| 5. Cincinnati | 169 |
| 6. Marquette | 155 |
| 7. West Virginia | 132 |
| 8. Villanova | 127 |
| 9. NOTRE DAME | 114 |
| 10. Georgetown | 104 |
| 11. Rutgers | 75 |
| 12. St. John's | 71 |
| 13. Seton Hall | 56 |
| 14. USF | 43 |
| 15. Providence | 40 |
| 16. DePaul | 27 |

First-place votes in parentheses

2011-12 BIG EAST Preseason Awards

PLAYER OF THE YEAR

Ashton Gibbs, Pittsburgh

ROOKIE OF THE YEAR

Andre Drummond, Connecticut

PRESEASON FIRST TEAM

Tim Abromaitis, Notre Dame, F, Gr.

Ashton Gibbs, Pittsburgh, G, Sr.

Jeremy Lamb, Connecticut, G/F, So.

Darius Johnson-Odom, Marquette, G, Sr.

Kris Joseph, Syracuse, F, Sr.

Kevin Jones, West Virginia, F, Sr.

PRESEASON SECOND TEAM

Yancy Gates, Cincinnati, F, Sr.

Alex Oriakhi Connecticut, F/C, Jr.

Peyton Siva, Louisville, G, Jr.

Scoop Jardine, Syracuse, G, Sr.

Maalik Wayns, Villanova, G, Jr.

HONORABLE MENTION

Andre Drummond, Connecticut, C, Fr.

Shabazz Napier, Connecticut, G, So.

Cleveland Melvin, DePaul, F, So.

Jae Crowder, Marquette, F, Sr.

Augustus Gilchrist, USF, F/C, Sr.

National Polls

Associated Press Top 25

(Nov. 14)

- North Carolina
- Kentucky
- Ohio State
- Connecticut**
- Syracuse**
- Duke
- Florida
- Louisville**
- Pittsburgh**
- Memphis
- Baylor
- Kansas
- Xavier
- Wisconsin
- Arizona
- Alabama
- Michigan
- Vanderbilt
- Texas A&M
- Cincinnati**
- Marquette**
- Gonzaga**
- California
- Missouri**
- Florida State

ESPN/USA Today Coaches Poll

(Nov. 14)

- North Carolina
- Kentucky
- Ohio State
- Connecticut**
- Syracuse**
- Duke
- Louisville**
- Florida
- Pittsburgh**
- Memphis
- Kansas
- Baylor
- Wisconsin
- Xavier
- Alabama
- Arizona
- Michigan
- Texas A&M
- Marquette**
- 20t. Cincinnati**
- 20t. Vanderbilt
- California
- 23. Gonzaga**
- Florida State
- 25. Missouri**

Bold indicates 2011-12 Irish opponent

2011-12 GAME-BY-GAME STARTING LINEUP

| Date | Opponent (Result) | Starting Lineup | # of Times | Record With Lineup |
|-------------|-------------------------------------|---|-------------------|---------------------------|
| 11/12 | Mississippi Valley State (W, 80-67) | Atkins-Brooks-Cooley-Grant-Martin ^ | 1 | 1-0 |
| 11/14 | Detroit (W, 59-53) | Atkins-Brooks-Cooley-Grant-Martin | 2 | 2-0 |
| 11/16 | Sam Houston State (W, 74-41) | Brooks-Cooley-Dragicevich-Grant-Martin ^ | 1 | 1-0 |
| 11/18 | Delaware State (W, 93-69) | Connaughton-Cooley-Dragicevich-Grant-Martin ^ | 1 | 1-0 |

^ - Indicates first time that lineup was used

The Irish have used three different starting lineups in the first four games of the season.

ALL ABOUT ABRO

IN THE IRISH RECORD BOOK

Three-Point Field Goals Made

| | | | |
|-----|-----------------------|----------------|------------|
| 1. | Colin Falls | 2003-07 | 331 |
| 2. | Chris Thomas | 2001-05 | 302 |
| 3. | Matt Carroll | 1999-03 | 301 |
| 4. | Kyle McAlarney | 2005-09 | 298 |
| 5. | David Graves | 1998-02 | 259 |
| 6. | Ryan Hoover | 1992-96 | 248 |
| 7. | Chris Quinn | 2002-05 | 239 |
| 8. | Ryan Ayers | 2005-09 | 170 |
| 9. | Martin Ingelsby | 1997-01 | 167 |
| 10. | Tim Abromaitis | 2007-11 | 160 |
| 11. | Ben Hansbrough | 2009-11 | 154 |
| 12. | Russell Carter | 2003-07 | 139 |
| 13. | Luke Zeller | 2005-09 | 107 |
| 14. | Tory Jackson | 2006-10 | 103 |
| 15. | Pat Garrity | 1994-98 | 100 |
| 16. | Antoni Wych | 1995-99 | 93 |
| 17. | Elmer Bennett | 1988-92 | 91 |
| 18. | Jordan Cornette | 2001-05 | 74 |
| 19. | Joe Fredrick | 1986-90 | 73 |
| 20. | Rob Kurz | 2004-08 | 72 |

Three-Point Field Goals Attempted

| | | | |
|-----|-----------------------|----------------|------------|
| 1. | Chris Thomas | 2001-05 | 833 |
| 2. | Colin Falls | 2003-07 | 826 |
| 3. | Matt Carroll | 2002-03 | 762 |
| 4. | Kyle McAlarney | 2005-09 | 687 |
| 5. | Ryan Hoover | 1992-96 | 680 |
| 6. | David Graves | 1998-02 | 630 |
| 7. | Chris Quinn | 2002-06 | 573 |
| 8. | Ryan Ayers | 2005-09 | 401 |
| 9. | Martin Ingelsby | 1997-01 | 394 |
| 10. | Tim Abromaitis | 2007-11 | 379 |
| 11. | Ben Hansbrough | 2009-11 | 362 |
| 12. | Russell Carter | 2003-07 | 342 |
| 13. | Antoni Wych | 1995-99 | 333 |
| 14. | Tory Jackson | 2006-10 | 320 |
| 15. | Luke Zeller | 2005-09 | 297 |
| 16. | Pat Garrity | 1994-98 | 279 |
| 17. | Elmer Bennett | 1988-92 | 259 |
| 18. | Jordan Cornette | 2001-05 | 245 |
| 19. | Troy Murphy | 1998-01 | 191 |
| 20. | Pete Miller | 1993-97 | 190 |

Three-Point Field Goal Percentage

(Min. 120 Attempted)

| | | | |
|-----|-----------------------|----------------|-------------|
| 1. | Joe Fredrick | 1986-90 | .490 |
| 2. | Kyle McAlarney | 2005-09 | .434 |
| 3. | Ben Hansbrough | 2009-11 | .425 |
| 4. | Ryan Ayers | 2005-09 | .424 |
| | Martin Ingelsby | 1997-01 | .424 |
| 6. | Tim Abromaitis | 2007-11 | .422 |
| 7. | Chris Quinn | 2002-06 | .417 |
| 8. | David Graves | 1998-02 | .411 |
| 9. | Rob Kurz | 2004-08 | .409 |
| 10. | David Rivers | 1984-88 | .406 |
| | Russell Carter | 2003-07 | .406 |
| 12. | Colin Falls | 2003-07 | .401 |
| 13. | Keith Friel | 1996-98 | .397 |
| 14. | Matt Carroll | 1999-03 | .395 |
| 15. | Jamere Jackson | 1987-90 | .380 |
| | Jonathan Peoples | 2006-10 | .377 |
| 17. | Kevin Ellery | 1988-91 | .372 |
| 18. | Carl Cozen | 1991-94 | .370 |
| 19. | Ryan Hoover | 1993-96 | .365 |
| 20. | Chris Thomas | 2001-05 | .363 |



- 2011-12 Preseason All-BIG EAST First Team
- John R. Wooden Award Preseason Top 50 List (2011-12)
- Naismith Trophy Preseason Watch List (2011-12)
- Lowe's Senior CLASS Award Candidate (2011-12)
- Capital One First Team Academic All-American (2011)
- *ESPN The Magazine* First Team Academic All-American (2010)
- BIG EAST Scholar Athlete of the Year (2010 & 2011)
- BIG EAST Sports Excellence Award (2010 & 2011)
- Third Team All-BIG EAST (2011)
- BIG EAST Honorable Mention (2010)
- Four-Time BIG EAST Weekly Honor Roll Selection
- Four-Time BIG EAST Academic All-Star
- Notre Dame Club of St. Joseph Valley Rockne Student-Athlete Award (2010 & 2011)
- Notre Dame Co-Most Improved Player Award (2010)
- Team Captain (2010-11, 2011-12)
- Old Spice Classic MVP (2010)
- Graduate of Notre Dame's Mendoza College of Business
 - Bachelor's Degree in Finance (2010) - 3.73 GPA
 - MBA (2011)
- 2011 World University Games Participant
 - Started three games and averaged 6.4 ppg and 4.3 rpg.
 - Team USA posted a 7-1 record (fifth-place finish)

HOME SWEET HOME

Home Winning Percentage Leaders Since the Beginning of 2006-07 Season (five-plus seasons) (as of games played on Nov. 19)

| | Team | Wins | Losses | Percentage |
|-----|-------------------|-----------|----------|--------------|
| 1. | Utah State | 83 | 2 | 97.65 |
| 2. | Kansas | 90 | 4 | 95.74 |
| 3. | BYU | 77 | 4 | 95.06 |
| 4. | Xavier | 76 | 4 | 95.00 |
| 5. | Pittsburgh | 89 | 6 | 93.68 |
| 6. | NOTRE DAME | 88 | 6 | 93.62 |
| 7. | Duke | 83 | 6 | 93.26 |
| | Wisconsin | 83 | 6 | 93.26 |
| 9. | Memphis | 93 | 7 | 93.00 |
| 10. | Purdue | 79 | 7 | 91.86 |
| 11. | Ohio State | 90 | 8 | 91.84 |
| 12. | Michigan State | 75 | 8 | 90.36 |
| 13. | Butler | 70 | 8 | 89.74 |
| 14. | Texas | 78 | 9 | 89.66 |
| 15. | North Carolina | 74 | 9 | 89.16 |
| | San Diego State | 74 | 9 | 89.16 |
| 17. | Kent State | 68 | 9 | 88.31 |
| 18. | Missouri | 82 | 11 | 88.17 |
| 19. | South Dakota | 66 | 9 | 88.00 |
| 20. | Creighton | 80 | 12 | 86.96 |
| | Dayton | 80 | 12 | 86.96 |
| 22. | Old Dominion | 73 | 11 | 86.90 |
| 23. | Oklahoma State | 72 | 11 | 86.75 |
| 24. | Belmont | 55 | 9 | 85.94 |

- Notre Dame currently has a 23-game home win streak.
- The Fighting Irish concluded their 2010-11 home slate with a perfect 17-0 mark. It's the third undefeated season at Purcell Pavilion at the Joyce Center in the last five years and the fifth overall for Notre Dame since the building opened at the start of the 1968-69 campaign. The other perfect home seasons occurred in: 1973-74 (15-0), 1985-86 (15-0), 2006-07 (18-0) and 2007-08 (17-0).
- Notre Dame is the only BIG EAST team that did not lose at home in 2010-11.
- Over the course of the last five seasons, Notre Dame is the only school nationally to go undefeated at home in three seasons (Duke and Kansas have done it twice), while its 88-6 record at home for a .936 winning percentage is the sixth best among NCAA Division I schools. The Irish also own the best record among all BIG EAST teams in regular-season conference home games over the same time span with a sterling 39-5 record for an .886 winning percentage.

BIG EAST Home Records in League Play Since the Beginning of 2006-07 Season (five-plus seasons)

| | Team | Wins | Losses | Percentage |
|-----|-------------------|-----------|----------|--------------|
| 1. | NOTRE DAME | 39 | 5 | 88.64 |
| 2. | Louisville | 38 | 6 | 86.36 |
| | Pittsburgh | 38 | 6 | 86.36 |
| 4. | West Virginia | 34 | 10 | 77.27 |
| 5. | Connecticut | 33 | 11 | 75.00 |
| 6. | Syracuse | 32 | 12 | 72.73 |
| | Marquette | 32 | 12 | 72.73 |
| 8. | Georgetown | 31 | 13 | 70.45 |
| 9. | Villanova | 30 | 14 | 68.18 |
| 10. | St. John's | 24 | 20 | 54.55 |
| 11. | Cincinnati | 23 | 21 | 52.27 |
| 12. | Seton Hall | 22 | 22 | 50.00 |
| | Providence | 22 | 22 | 50.00 |
| 14. | USF | 16 | 28 | 36.36 |
| 15. | Rutgers | 12 | 32 | 27.27 |
| 16. | DePaul | 11 | 33 | 25.00 |

IRISH ENJOYING SUCCESSFUL RUN IN LEAGUE PLAY

BIG EAST Records Since the Beginning of 2006-07 Season (five-plus seasons)

(as of games played on Nov. 19)

| | Overall | | | | BIG EAST | | | | |
|-----|-------------------|------------|------------|-------------|----------|-------------------|------------|-----------|-------------|
| | Wins | Losses | Percentage | | Wins | Losses | Percentage | | |
| 1. | Pittsburgh | 142 | 39 | .785 | 1. | Pittsburgh | 65 | 23 | .739 |
| 2. | Syracuse | 134 | 48 | .736 | | Louisville | 65 | 23 | .739 |
| 3. | Louisville | 130 | 48 | .730 | 3. | NOTRE DAME | 57 | 31 | .648 |
| 4. | West Virginia | 130 | 52 | .714 | | Syracuse | 57 | 31 | .648 |
| 5. | NOTRE DAME | 124 | 50 | .713 | 5. | Georgetown | 55 | 33 | .625 |
| 6. | Georgetown | 120 | 50 | .706 | 6. | West Virginia | 54 | 34 | .614 |
| 7. | Villanova | 123 | 52 | .703 | 7. | Villanova | 53 | 35 | .602 |
| 8. | Connecticut | 125 | 53 | .702 | | Marquette | 53 | 35 | .602 |
| 9. | Marquette | 121 | 56 | .684 | 9. | Connecticut | 50 | 38 | .568 |
| 10. | Cincinnati | 89 | 78 | .533 | 10. | St. John's | 36 | 42 | .462 |
| 11. | Seton Hall | 82 | 77 | .516 | 11. | Cincinnati | 36 | 52 | .409 |
| 12. | Providence | 82 | 79 | .509 | 12. | Seton Hall | 34 | 54 | .386 |
| 13. | St. John's | 84 | 82 | .506 | 13. | Providence | 32 | 56 | .364 |
| 14. | USF | 66 | 96 | .407 | 14. | USF | 22 | 66 | .250 |
| 15. | Rutgers | 64 | 95 | .403 | 15. | Rutgers | 18 | 70 | .205 |
| 16. | DePaul | 57 | 104 | .354 | 16. | DePaul | 17 | 71 | .193 |

Last Notre Dame Win/Loss Versus Ranked Opponent in Associated Press Poll

| | Date | Opponent (Location) | Score | | | | |
|--------------|-------------|----------------------------|--------------|--|---------|----------------------------|-------|
| Win vs. #1 | 2-1-87 | North Carolina (H) | 60-58 | Win vs. #20 | 1-15-98 | West Virginia (A) | 74-72 |
| Loss vs. #1 | 11-26-08 | (8) North Carolina (LC)! | 87-102 | Loss vs. #20 | 1-12-09 | (12) Louisville (A) | 73-87 |
| Win vs. #2 | 1-24-11 | (15) Pittsburgh (A) | 56-51 | Win vs. #21 | 1-9-07 | (22) West Virginia (H) | 61-58 |
| Loss vs. #2 | 2-28-09 | Connecticut (A) | 65-72 | Loss vs. #21 | 3-22-08 | (15) Washington St. (PC)\$ | 41-61 |
| Win vs. #3 | 3-3-90 | Missouri (H) | 98-67 | Win vs. #22 | 12-7-05 | Alabama (A) | 78-71 |
| Loss vs. #3 | 1-27-10 | Villanova (A) | 90-72 | Loss vs. #22 | 3-16-07 | Winthrop (SA)\$ | 64-74 |
| Win vs. #4 | 12-7-06 | Alabama (H) | 99-85 | Win vs. #23 | 12-3-06 | Maryland (VC)@ | 81-74 |
| Loss vs. #4 | 2-7-04 | Pittsburgh (H) | 58-66 | Loss vs. #23 | 3-8-06 | Georgetown (MSG)* | 63-67 |
| Win vs. #5 | 2-12-09 | Louisville (H) | 90-57 | Win vs. #24 | NA | | |
| Loss vs. #5 | 1-1-11 | (15) Syracuse (A) | 58-70 | Loss vs. #24 | 3-5-05 | Pittsburgh (H) | 77-85 |
| Win vs. #6 | 11-25-08 | (8) Texas (LC)! | 81-80 | Win vs. #25 | 3-10-11 | (4) Cincinnati (MSG)* | 89-51 |
| Loss vs. #6 | 1-6-03 | (5) Pittsburgh (A) | 55-72 | Loss vs. #25 | 3-13-08 | Marquette (MSG)* | 79-89 |
| Win vs. #7 | 2-2-82 | San Francisco (H) | 75-66 | <i>Event/Location Notes</i> | | | |
| Loss vs. #7 | 3-12-10 | West Virginia (MSG)* | 51-53 | \$ - NCAA Tournament | | | |
| Win vs. #8 | 1-4-11 | (14) Connecticut (H) | 73-70 | * - BIG EAST Tournament | | | |
| Loss vs. #8 | 1-17-09 | (12) Syracuse (A) | 74-93 | ! - Maui Invitational | | | |
| Win vs. #9 | 12-29-10 | (15) Georgetown (H) | 69-55 | ^ - SEC/BIG EAST Invitational | | | |
| Loss vs. #9 | 3-9-07 | (20) Georgetown (MSG)* | 82-84 | @ - BB&T Classic | | | |
| Win vs. #10 | 2-21-01 | (18) Boston College (H) | 76-75 | (H) - Home | | | |
| Loss vs. #10 | 1-2-10 | Connecticut (A) | 70-82 | (A) - Away | | | |
| Win vs. #11 | 2-27-10 | Georgetown (A) | 78-64 | (LC) - Lahaina Civic Center (Maui) | | | |
| Loss vs. #11 | 3-2-09 | Villanova (H) | 60-77 | (MCI) - MCI Center (Washington, D.C.) | | | |
| Win vs. #12 | 2-24-10 | Pittsburgh (H) | 68-53 | (MSG) - Madison Square Garden (New York, N.Y.) | | | |
| Loss vs. #12 | 3-4-03 | Syracuse (A) | 88-92 | (KC) - Kansas City, Mo. | | | |
| Win vs. #13 | 12-2-02 | Marquette (H) | 92-71 | (D) - Dayton, Ohio | | | |
| Loss vs. #13 | 2-28-08 | (17) Louisville (A) | 85-90 | (BFC) - Big Four Classic (Indianapolis, Ind.) | | | |
| Win vs. #14 | 12-5-87 | Louisville (BFC) | 69-54 | (FH) - Freedom Hall (Louisville, Ky.) | | | |
| Loss vs. #14 | 3-11-11 | (4) Louisville (MSG)* (ot) | 77-83 | (PC) - Pepsi Center (Denver, Colo.) | | | |
| Win vs. #15 | 1-21-98 | Syracuse (H) | 83-63 | (SA) - Spokane Arena (Spokane, Wash.) | | | |
| Loss vs. #15 | 2-7-09 | UCLA (A) | 63-89 | (VC) - Verizon Center (Washington, D.C.) | | | |
| Win vs. #16 | 3-5-11 | (8) Connecticut (A) | 70-67 | <i>Note - Number before opponent indicates Notre Dame's AP ranking at the time of the game</i> | | | |
| Loss vs. #16 | 1-18-03 | (10) Kentucky (A) | 73-88 | <i>Bold italics indicates result from this season</i> | | | |
| Win vs. #17 | 3-7-70 | (15) Ohio U. (D)\$ | 112-82 | | | | |
| Loss vs. #17 | 12-8-10 | (23) Kentucky (FH)^ | 58-72 | | | | |
| Win vs. #18 | 1-26-08 | Villanova (A) | 90-80 | | | | |
| Loss vs. #18 | 2-12-05 | Pittsburgh (A) | 66-68 | | | | |
| Win vs. #19 | 2-28-11 | (8) Villanova (H) | 93-72 | | | | |
| Loss vs. #19 | 3-8-02 | Connecticut (MSG)* | 77-82 | | | | |

THE MIKE BREY FILE

2011 AP, Basketball Times & Henry Iba Coach of the Year

2007, 2008 & 2011 BIG EAST Coach of the Year

Third Longest Tenured Coach in BIG EAST

Record at Notre Dame: 242-120 (.669)

Overall Record: 341-172 (.665)

WHAT HIS TEAMS HAVE DONE:

9 NCAA Tournament Appearances

14 Total Postseason Appearances (5 NIT)

3 BIG EAST Players of the Year

(Troy Murphy '01 / Luke Harangody '08 / Ben Hansbrough '11)

10 First-Team All-BIG EAST Honorees



IRISH UNDER MIKE BREY:

IN OVERTIME GAMES: 7-8

| | | |
|-----------------------------|---|----------------|
| at Georgetown (2/9/02) | W | 116-111 (4 OT) |
| at Boston College (1/25/03) | W | 101-96 |
| vs. Georgetown (2/1/03) | W | 93-92 (2OT) |
| at Pittsburgh (1/4/06) | L | 97-100 (2OT) |
| vs. Georgetown (1/24/06) | L | 82-85 (2OT) |
| at Louisville (2/4/06) | L | 86-89 |
| at Connecticut (2/21/06) | L | 74-75 |
| at Michigan (3/20/06) | L | 84-87 (2OT) |
| vs. Providence (1/31/08) | W | 81-74 |
| at Louisville (1/12/09) | L | 73-87 |
| at Louisville (2/17/10) | L | 89-91 (2OT) |
| at Marquette (3/6/10) | W | 63-60 |
| vs. Georgia (11/25/10) | W | 89-83 (2OT) |
| vs. Louisville (2/9/11) | W | 89-79 |
| vs. Louisville (3/11/11) | L | 77-83 |

IN GAMES DECIDED BY...

| | |
|-------------------|----------------|
| 1 point..... | 12-11 |
| 2 points..... | 6-11 |
| 3 points..... | 16-16 |
| 4 points..... | 4-6 |
| 5 points..... | 7-7 |
| 6 points..... | 12-6 |
| 7 points..... | 17-7 |
| 8 points..... | 6-10 |
| 9 points..... | 7-4 |
| 10 points..... | 13-6 |
| 11-15 points..... | 49-24 |
| 16-20 points..... | 27-9 |
| 21-30 points..... | 30-3 |
| 31-40 points..... | 26-0 |
| 41-50 points..... | 10-0 |
| 50+points..... | 0-0 |
| Total..... | 242-120 |

ON THE ROAD...

| | Away | Neutral | Overall |
|---------------|---------------|---------------|---------------|
| 2011-12 | 0-0 | 0-0 | 0-0 |
| 2010-11 | 5-4 | 5-3 | 10-7 |
| 2009-10 | 3-6 | 3-3 | 6-9 |
| 2008-09 | 3-8 | 3-4 | 6-12 |
| 2007-08 | 5-4 | 3-4 | 8-8 |
| 2006-07 | 3-5 | 3-3 | 6-8 |
| 2005-06 | 4-7 | 0-2 | 4-9 |
| 2004-05 | 4-6 | 0-1 | 4-7 |
| 2003-04 | 6-5 | 2-1 | 8-6 |
| 2002-03 | 4-5 | 6-3 | 10-8 |
| 2001-02 | 8-4 | 5-3 | 13-7 |
| 2000-01 | 6-4 | 2-2 | 8-6 |
| Totals | 51-58 | 32-29 | 83-87 |
| | (.468) | (.525) | (.488) |

VS. RANKED OPPONENTS:

| | |
|--------------------|---------------|
| 2011-12..... | 0-0 |
| 2010-11..... | 8-3 |
| 2009-10..... | 4-4 |
| 2008-09..... | 3-9 |
| 2007-08..... | 2-6 |
| 2006-07..... | 4-2 |
| 2005-06..... | 1-7 |
| 2004-05..... | 2-5 |
| 2003-04..... | 2-8 |
| 2002-03..... | 5-6 |
| 2001-02..... | 3-6 |
| 2000-01..... | 4-3 |
| Totals..... | 38-59 |
| | (.392) |

NOTRE DAME SEASON-BY-SEASON UNDER BREY:

| | Overall | BIG EAST (regular season) |
|---------|-----------------------|----------------------------------|
| 2000-01 | 20-10 | 11-5 (1st place-West Division) |
| 2001-02 | 22-11 | 10-6 (2nd place-West Division) |
| 2002-03 | 24-10 | 10-6 (t-3rd place-West Division) |
| 2003-04 | 19-13 | 9-7 (7th place) |
| 2004-05 | 17-12 | 9-7 (6th place) |
| 2005-06 | 16-14 | 6-10 (t-11th place) |
| 2006-07 | 24-8 | 11-5 (4th place) |
| 2007-08 | 25-8 | 14-4 (t-2nd place) |
| 2008-09 | 21-15 | 8-10 (t-9th place) |
| 2009-10 | 23-12 | 10-8 (t-7th place) |
| 2010-11 | 27-7 | 14-4 (2nd place) |
| 2011-12 | 4-0 | 0-0 |
| | 242-120 (.669) | 112-72 (.609) |

MIKE BREY IN THE BIG EAST RANKINGS:

BIG EAST Coaching Percentage Regular Season and BIG EAST Tournament

| | W-L | Pct. | Yrs. | Tour. | Pct. |
|--|----------------|-------------|-----------|--------------|-------------|
| 1. Jamie Dixon, Pittsburgh | 109-45 | .708 | 8 | 11-7 | .611 |
| 2. John Thompson, Georgetown | 231-123 | .653 | 20 | 33-13 | .717 |
| 3. Steve Lavin, St. John's | 13-7 | .650 | 1 | 1-1 | .500 |
| 4. Jim Boeheim, Syracuse | 384-211 | .645 | 32 | 46-27 | .630 |
| 5. Jim Calhoun, Connecticut | 303-172 | .638 | 25 | 33-18 | .647 |
| 6. Lou Carnesecca, St. John's | 139-80 | .635 | 13 | 12-11 | .522 |
| 7. Bob Huggins, West Virginia | 52-30 | .634 | 4 | 7-3 | .700 |
| 8. Rick Pitino, Providence/Louisville | 95-55 | .633 | 8 | 7-7 | .500 |
| 9. John Thompson III, Georgetown | 84-53 | .613 | 7 | 11-6 | .647 |
| 9. Mike Jarvis, St. John's | 57-36 | .613 | 5 | 7-4 | .636 |
| 11. Tom Crean, Marquette | 34-22 | .607 | 3 | 3-3 | .500 |
| 12. Buzz Williams, Marquette | 37-25 | .597 | 3 | 5-3 | .625 |
| 12. Ben Howland, Pittsburgh | 43-29 | .597 | 4 | 8-3 | .727 |
| 14. Mike Brey, Notre Dame | 119-83 | .589 | 11 | 7-11 | .388 |
| 15. Jay Wright, Villanova | 107-79 | .576 | 10 | 8-10 | .444 |

BIG EAST Coaching Wins Regular Season and BIG EAST Tournament

| | W-L | Pct. | Yrs. | Tour. | Pct. |
|---|----------------|-------------|-----------|--------------|-------------|
| 1. Jim Boeheim, Syracuse | 384-211 | .645 | 32 | 46-27 | .630 |
| 2. Jim Calhoun, Connecticut | 303-172 | .638 | 25 | 33-18 | .647 |
| 3. John Thompson, Georgetown | 231-123 | .653 | 20 | 33-13 | .717 |
| 4. Lou Carnesecca, St. John's | 139-80 | .635 | 13 | 12-11 | .522 |
| 5. Rollie Massimino, Villanova | 123-92 | .572 | 12 | 13-12 | .520 |
| 6. Mike Brey, Notre Dame | 119-83 | .589 | 11 | 7-11 | .388 |
| 7. Jamie Dixon, Pittsburgh | 109-45 | .708 | 8 | 11-7 | .611 |
| 8. Jay Wright, Villanova | 107-79 | .576 | 10 | 8-10 | .444 |
| 9. Steve Lappas, Villanova | 97-79 | .551 | 9 | 10-8 | .556 |
| 10. Rick Pitino, Providence/Louisville | 95-55 | .633 | 8 | 7-7 | .500 |

Bold indicates active BIG EAST head coach

Notre Dame Highs and Lows Under Mike Brey

Notre Dame – Team Game Highs (1st Half)

Points 62 vs. Loyola-Chicago (11/22/00)
 62 vs. Georgia Southern (11/12/10)*
 Field Goals Made 24 vs. IPFW (11/10/06)*
 24 vs. Syracuse (1/30/07)
 Field Goals Attempted 43 vs. New Hampshire (11/16/01)*
 43 vs. Syracuse (1/30/07)
 Field Goal Percentage 75.0% (18-24) vs. West Virginia (1/9/10)*
 3 PT Field Goals Made 14 vs. South Dakota (12/2/08)*
 3 PT Field Goals Attempted 23 vs. South Dakota (12/2/08)*
 3 PT Field Goals Percentage ..85.7% (6-7) vs. West Virginia (1/9/10)*
 Free Throws Made 18 vs. Liberty (11/22/09)*
 18 vs. Maine (11/22/10)*
 Free Throws Attempted 24 vs. Liberty (11/22/09)*
 Free Throw Percentage..... 100.0% on 18 occasions
 Total Rebounds..... 32 vs. Chicago State (11/17/10)*
 Offensive Rebounds 15 vs. Savannah State (12/2/08)*
 Defensive Rebounds 24 vs. Northern Illinois (12/8/07)*
 Assists..... 19 vs. Canisius (12/19/00)*
 Steals..... 12 vs. New Hampshire (11/16/01)*
 Blocked Shots..... 13 vs. Belmont (11/17/02)*
 Turnovers..... 14 vs. Monmouth (11/16/07)
 14 vs. St. John's (1/16/11)
 Fouls..... 13 vs. St. John's (1/16/11)

Notre Dame – Team Game Highs (2nd Half)

Points 68 vs. Georgetown (4OT) (2/9/02)
 Field Goals Made 24 vs. Pittsburgh (1/4/06)
 Field Goals Attempted 63 vs. Georgetown (4OT) (2/9/02)
 Field Goal Percentage..... 72.0% vs. Lafayette (11/14/06)
 3 PT Field Goals Made 11 vs. St. John's (3/6/04)
 11 vs. North Carolina (11/26/08)
 3 PT Field Goals Attempted 24 vs. Pittsburgh (1/4/06)
 3 PT Field Goals Percentage . 75.0% (6-8) vs. Connecticut (2/21/05)
 Free Throws Made 27 vs. Seton Hall (2/18/06)
 Free Throws Attempted 32 vs. California (11/26/10)
 Free Throw Percentage..... 100.0% on six occasions
 Total Rebounds..... 34 vs. Seton Hall (1/8/01)
 Offensive Rebounds 15 vs. Army (12/19/04)*
 Defensive Rebounds 25 vs. Sacred Heart (11/18/00)*
 Assists..... 16 vs. Army (12/19/04)*
 16 vs. Maine (11/22/10)*
 Steals..... 14 vs. New Hampshire (11/16/01)*
 Blocked Shots 6 vs. Belmont (11/17/02)*
 6 vs. IUPUI (12/9/09)*
 Turnovers..... 13 vs. Niagara (12/21/05)*
 13 vs. Marquette (1/12/08)
 Fouls..... 26 vs. Pittsburgh (1/4/06)

Notre Dame – Team Game Highs (Total)

Points 116 vs. Georgetown (4OT) (2/9/02)
 Field Goals Made 42 vs. Canisius (12/19/00)*
 Field Goals Attempted 94 vs. Georgetown (4OT) (2/9/02)
 Field Goal Percentage..... 66.7% (34-51) vs. Pittsburgh (1/30/02)*
 3 PT Field Goals Made 20 vs. Villanova (2/28/11)*#
 3 PT Field Goals Attempted 44 vs. Canisius (12/22/00)
 3 PT Field Goals Percentage 72.7% (16-22) vs. Loyola Chicago
 (11/22/00)*#
 Free Throws Made 33 vs. Seton Hall (2/18/06)
 Free Throws Attempted 45 vs. Columbia (12/23/05)*
 Free Throw Percentage..... 100% (5-5) vs. Illinois (3/22/03)
 100% (19-19) vs. Villanova (1/8/05)*#
 Total Rebounds..... 64 vs. Georgetown (4OT) (2/9/02)
 Offensive Rebounds 24 vs. Seton Hall (1/8/01)
 Defensive Rebounds 41 vs. Northern Illinois (12/8/07)*
 Assists..... 32 vs. Canisius (12/19/00)*#
 Steals..... 26 vs. New Hampshire (11/16/01)*#
 Blocked Shots 19 vs. Belmont (12/17/02)*#
 Turnovers..... 24 vs. Marquette (1/12/08)
 Fouls..... 32 vs. Pittsburgh (1/4/06)

Notre Dame – Team Game Lows (1st Half)

Points 17 vs. Connecticut (3/3/10)*
 Field Goals Made 4 vs. St. John's (1/16/11)
 Field Goals Attempted 14 vs. St. John's (1/16/11)
 Field Goal Percentage..... 18.8% (6-32) vs. Connecticut (2/21/04)
 3 PT Field Goals Made 0 vs. West Virginia (1/7/04)
 0 vs. California (11/26/10)
 3 PT Field Goals Attempted 4 vs. St. Louis (11/28/09)
 3 PT Field Goals Percentage 0.0% on three occasions
 Free Throws Made 0 on ten occasions
 Free Throws Attempted 0 on seven occasions
 Free Throw Percentage..... 0.0% on ten occasions
 Total Rebounds..... 9 vs. UCF (12/6/09)*
 9 vs. Pittsburgh (3/11/10)
 Offensive Rebounds 0 vs. West Virginia (1/9/10)*
 Defensive Rebounds 6 vs. Louisville (2/17/10)
 Assists..... 1 vs. Villanova (1/27/07)*
 Steals..... 0 on eight occasions
 Blocked Shots..... 0 on 33 occasions
 Turnovers..... 0 vs. DePaul (1/23/10)*
 Fouls..... 0 vs. Samford (12/30/04)*

Notre Dame – Team Game Lows (2nd Half)

Points 18 vs. Pittsburgh (3/11/10)
 Field Goals Made 5 vs. West Virginia (1/9/10)*
 5 vs. Pittsburgh (3/11/10)
 Field Goals Attempted 13 vs. Pittsburgh (3/11/10)
 Field Goal Percentage..... 21.4% (6-28) vs. Harvard (11/19/04)*
 3 PT Field Goals Made 0 on four occasions
 3 PT Field Goals Attempted 2 vs. Rutgers (2/6/11)*
 3 PT Field Goals Percentage ... 0.0% (0-6) vs. Providence (1/31/08)*
 0.0% (0-2) vs. Rutgers (2/6/11)*
 Free Throws Made 0 vs. Pittsburgh (1/12/04)
 0 vs. Indiana (11/24/08)
 0 vs. Old Dominion (3/18/10)
 Free Throws Attempted 0 vs. Indiana (11/24/08)
 0 vs. Old Dominion (3/18/10)
 Free Throw Percentage..... 0.0% on four occasions
 Total Rebounds..... 7 vs. Rutgers (3/1/03)
 Offensive Rebounds 2 on five occasions
 Defensive Rebounds 4 vs. Rutgers (3/1/03)
 Assists..... 0 vs. Harvard (11/19/04)
 Steals..... 0 on 12 occasions
 Blocked Shots 0 on 29 occasions
 Turnovers..... 0 vs. West Virginia (3/10/04)
 0 vs. Cincinnati (3/10/11)
 Fouls..... 3 on three occasions

Notre Dame – Team Game Lows (Total)

Points 41 vs. Washington State (3/22/08)
 Field Goals Made 13 vs. Rutgers (3/1/03)
 13 vs. Washington State (3/22/08)
 Field Goals Attempted 34 vs. Pittsburgh (3/11/10)
 Field Goal Percentage 24.5% (13-53) vs. Washington State (3/22/08)
 3 PT Field Goals Made 1 vs. Pittsburgh (2/3/01)
 1 vs. California (11/26/10)
 3 PT Field Goals Attempted 8 vs. Pittsburgh (2/3/01)
 3 PT Field Goals Percentage 5.0% (1-20) vs. California (11/26/10)
 Free Throws Made 1 vs. Connecticut (2/28/09)
 Free Throws Attempted 3 vs. Old Dominion (3/18/10)
 Free Throw Percentage..... 20.0% (1-5) vs. Connecticut (2/28/09)
 Total Rebounds..... 21 vs. Rutgers (3/1/03)
 Offensive Rebounds 3 vs. DePaul (12/14/02)*
 3 vs. Sam Houston State (11/16/11)*
 Defensive Rebounds 14 vs. DePaul (12/11/04)*
 Assists..... 6 vs. Mississippi (3/18/01)
 Steals..... 1 on five occasions
 Blocked Shots 0 on seven occasions
 Turnovers..... 2 vs. DePaul (1/23/10)*
 Fouls..... 6 on three occasions

* Indicates game played at the Purcell Pavilion, Notre Dame, Ind.
 # Indicates school record

Opponent Highs and Lows Under Mike Brey

Opponent – Team Game Highs (1st Half)

| | |
|----------------------------|-------------------------------------|
| Points | 53, Arizona (3/27/03) |
| Field Goals Made | 23, Arizona (3/27/03) |
| Field Goals Attempted | 44, Georgetown (3/4/01)* |
| Field Goal Percentage | 61.5% (16-26), UCF (12/6/09)* |
| | 61.5% (16-26), Marquette (1/22/11)* |
| 3 PT Field Goals Made | 9, Syracuse (1/11/06)* |
| | 9, Lehigh (11/27/06)* |
| 3 PT Field Goals Attempted | 19, Syracuse (1/11/06)* |
| 3 PT Field Goal Percentage | 81.8% (9-11), Lehigh (11/26/06)* |
| Free Throws Made | 14, Sacred Heart (11/18/00)* |
| Free Throws Attempted | 19, Sacred Heart (11/18/00)* |
| Free Throw Percentage | 100.0%, on 24 occasions |
| Total Rebounds | 33, Connecticut (2/21/04) |
| Offensive Rebounds | 16, Northern Illinois (11/24/03)* |
| Defensive Rebounds | 21, on six occasions |
| Assists | 15, Seton Hall (2/11/10) |
| Steals | 9, Miami (Fla.) (2/23/02) |
| | 9, Marquette (1/12/08) |
| Blocked Shots | 10, Connecticut (2/21/04) |
| Turnovers | 16, Loyola (Chicago) (11/22/00)* |
| Fouls | 16, on four occasions |

Opponent – Team Game Highs (2nd Half)

| | |
|----------------------------|-------------------------------------|
| Points | 68, Georgetown (4 OT) (2/9/02) |
| Field Goals Made | 21, Syracuse (2/24/08)* |
| Field Goals Attempted | 49, Syracuse (2/24/08)* |
| Field Goal Percentage | 68.2% (15-22), American (12/21/03)* |
| 3 PT Field Goals Made | 9, on three occasions |
| 3 PT Field Goals Attempted | 22, Tennessee Tech (12/17/00)* |
| 3 PT Field Goal Percentage | 100.0% (3-3), Seton Hall (2/5/03) |
| Free Throws Made | 24, Pittsburgh (2 OT) (1/4/06) |
| Free Throws Attempted | 39, Pittsburgh (2 OT) (1/4/06) |
| Free Throw Percentage | 100.0% on eight occasions |
| Total Rebounds | 38, Georgetown (4 OT) (2/9/02) |
| Offensive Rebounds | 16, Syracuse (2/24/08)* |
| Defensive Rebounds | 27, Georgetown (4 OT) (2/9/02) |
| Assists | 19, Pittsburgh (2 OT) (1/4/06) |
| Steals | 9, on two occasions |
| Blocked Shots | 11, Georgetown (4 OT) (2/9/02) |
| Turnovers | 15, New Hampshire (11/16/01)* |
| Fouls | 20, Seton Hall (2/18/06) |
| | 20, Rutgers (2/6/11) |

Opponent – Team Game Highs (Total)

| | |
|-------------------------------------|-------------------------------------|
| Points | 111, Georgetown (4 OT) (2/9/02) |
| Field Goals Made | 41, Syracuse (3/4/03)* |
| Field Goals Attempted | 82, Syracuse (2/24/08)* |
| Field Goal Percentage | 63.0% (29-46), American (12/21/03)* |
| 3 PT Field Goals Made | 14, Texas (12/7/02) |
| | 14, Lehigh (11/27/06)* |
| 3 PT Field Goals Attempted | 37, West Virginia (1/9/10)* |
| 3 PT Field Goal Percentage | 73.7% (14-19), Lehigh (11/27/06)* |
| Free Throws Made | 35, Louisville (2OT) (2/17/10) |
| Free Throws Attempted | 46, Pittsburgh (2 OT) (1/4/06) |
| Free Throw Percentage (min. 8 att.) | 100%, on three occasions |
| Total Rebounds | 59, Connecticut (2/21/04) |
| Offensive Rebounds | 27, Loyola (Chicago) (11/22/00)* |
| Defensive Rebounds | 42, Connecticut (1/24/09)* |
| Assists | 30, Pittsburgh (2 OT) (1/4/06) |
| Steals | 13, Niagara (12/21/05)* |
| Blocked Shots | 19, Connecticut (OT) (2/21/06) |
| Turnovers | 30, New Hampshire (11/16/01)* |
| Fouls | 31, Columbia (12/23/05)* |

Opponent – Team Game Lows (1st Half)

| | |
|----------------------------|------------------------------------|
| Points | 5, California (11/26/10) |
| Field Goals Made | 2, California (11/26/10) |
| Field Goals Attempted | 18, Georgetown (2/27/10) |
| Field Goal Percentage | 8.0% (2-25), California (11/26/10) |
| 3 PT Field Goals Made | 0, on 12 occasions |
| 3 PT Field Goals Attempted | 2, Georgetown (2/9/02) |
| 3 PT Field Goal Percentage | 0.0%, on 12 occasions |
| Free Throws Made | 0, on 29 occasions |
| Free Throws Attempted | 0, on 15 occasions |
| Free Throw Percentage | 0.0%, on 29 occasions |
| Total Rebounds | 7, Georgetown (2/27/10) |
| | 7, Maine (11/22/10)* |
| Offensive Rebounds | 0, Lafayette (11/14/06) |
| Defensive Rebounds | 5, on three occasions |
| Assists | 1, California (11/26/10) |
| Steals | 0, on 13 occasions |
| Blocked Shots | 0, on 37 occasions |
| Turnovers | 1, on six occasions |
| Fouls | 1, Pittsburgh (2/12/05) |
| | 1, DePaul (12/31/08) |
| | 1, West Virginia (3/12/10) |

Opponent – Team Game Lows (2nd Half)

| | |
|----------------------------|-----------------------------------|
| Points | 8, Monmouth (11/16/07) |
| Field Goals Made | 3, Monmouth (11/16/07) |
| Field Goals Attempted | 19, Old Dominion (3/18/10) |
| Field Goal Percentage | 13.0% (3-23), Monmouth (11/16/07) |
| 3 PT Field Goals Made | 0, on 12 occasions |
| 3 PT Field Goals Attempted | 3, on seven occasions |
| 3 PT Field Goal Percentage | 0.0% on 12 occasions |
| Free Throws Made | 0, on three occasions |
| Free Throws Attempted | 1, on three occasions |
| Free Throw Percentage | 0.0%, on three occasions |
| Total Rebounds | 6, Marquette (3/6/10) |
| Offensive Rebounds | 0, Kentucky (3/25/09)* |
| | 0, Marquette (3/6/10) |
| Defensive Rebounds | 3, Virginia Tech (2/22/03)* |
| | 3, Marquette (1/22/11)* |
| Assists | 1, UAB (3/17/09)* |
| | 1, Pittsburgh (3/11/10) |
| Steals | 0, on eight occasions |
| Blocked Shots | 0, on 24 occasions |
| Turnovers | 0, West Virginia (3/10/04) |
| | 0, Pittsburgh (1/31/09) |
| Fouls | 4, on four occasions |

Opponent – Team Game Lows (Total)

| | |
|----------------------------|---|
| Points | 33, Monmouth (11/16/07) |
| Field Goals Made | 12, Bucknell (11/22/02)* |
| Field Goals Attempted | 35, Rutgers (3/1/03) |
| Field Goal Percentage | 21.1% (12-57), Bucknell (11/22/02)* |
| 3 PT Field Goals Made | 1, on five occasions |
| 3 PT Field Goals Attempted | 7, Seton Hall (2/5/03) |
| 3 PT Field Goal Percentage | 5.9% (1-17), Cincinnati (11/24/00) |
| Free Throws Made | 0, Charleston Southern (11/26/04)* |
| Free Throws Attempted | 0, Charleston Southern (11/26/04)* |
| Free Throw Percentage | 0.0% (0-0), Charleston Southern (11/26/04)* |
| Total Rebounds | 19, Winston-Salem St. (11/29/06)* |
| Offensive Rebounds | 3, Army (12/19/04)* |
| | 3, West Virginia (2/1/06) |
| Defensive Rebounds | 12, Georgetown (2/27/10) |
| | 12, Marquette (1/22/11)* |
| Assists | 5, Bucknell (11/22/02)* |
| Steals | 1, on three occasions |
| Blocked Shots | 0, on 12 occasions |
| Turnovers | 3, Marquette (1/26/09)* |
| | 3, Connecticut (3/5/11) |
| Fouls | 7, Connecticut (1/24/09)* |
| | 7, Connecticut (2/28/09) |

* - Indicates games played at Purcell Pavilion (Notre Dame, Ind.)

Notre Dame Highs and Lows in a BIG EAST Game

Notre Dame – BIG EAST Team Game Highs (1st Half)

| | |
|-----------------------------|--|
| Points | 61 vs. Syracuse (1/30/07) |
| Field Goals Made | 24 vs. Syracuse (1/30/07) |
| Field Goals Attempted | 43 vs. Syracuse (1/30/07) |
| Field Goal Percentage | 75.0% (18-24) vs. West Virginia (1/9/10)* |
| 3 PT Field Goals Made | 11, on three occasions |
| 3 PT Field Goals Attempted | 22 vs. Pittsburgh (1/31/09) |
| 3 PT Field Goals Percentage | 85.7% (6-7) vs. West Virginia (1/9/10)* |
| Free Throws Made | 13 vs. Seton Hall (2/11/10) |
| Free Throws Attempted | 19 vs. Villanova (1/27/10) |
| Free Throw Percentage | 100.0% on 12 occasions |
| Total Rebounds | 29 vs. Connecticut (1/5/08) |
| Offensive Rebounds | 14 vs. Providence (2/19/05) |
| Defensive Rebounds | 23 vs. Louisville (2/12/09)* |
| Assists | 17 vs. West Virginia (1/9/10)* |
| Steals | 7 on four occasions |
| Blocked Shots | 7 vs. Connecticut (2/9/04)* 7 vs. West Virginia (1/19/05) |
| Turnovers | 14 vs. St. John's (1/16/11) |
| Fouls | 13 vs. St. John's (1/16/11) |

Notre Dame – BIG EAST Team Game Highs (2nd Half)

| | |
|-----------------------------|---------------------------------------|
| Points | 68 vs. Georgetown (4OT) (2/9/02) |
| Field Goals Made | 24 vs. Pittsburgh (1/4/06) |
| Field Goals Attempted | 63 vs. Georgetown (4OT) (2/9/02) |
| Field Goal Percentage | 71.4% vs. Georgetown (2/27/10) |
| 3 PT Field Goals Made | 11 vs. St. John's (3/6/04) |
| 3 PT Field Goals Attempted | 24 vs. Pittsburgh (1/4/06) |
| 3 PT Field Goals Percentage | 71.4% (6-8) vs. Connecticut (2/21/05) |
| Free Throws Made | 27 vs. Seton Hall (2/18/06) |
| Free Throws Attempted | 30 vs. Rutgers (2/6/11)* |
| Free Throw Percentage | 100.0% on three occasions |
| Total Rebounds | 34 vs. Seton Hall (1/8/01) |
| Offensive Rebounds | 18 vs. Seton Hall (1/8/01) |
| Defensive Rebounds | 27 vs. Georgetown (3/4/04)* |
| Assists | 14 vs. Cincinnati (1/15/08)* |
| Steals | 6 vs. Villanova (1/17/07) |
| Blocked Shots | 5 vs. Georgetown (2/27/10) |
| Turnovers | 13 vs. Marquette (1/12/08) |
| Fouls | 26 vs. Pittsburgh (1/4/06) |

Notre Dame – BIG EAST Team Game Highs (Total)

| | |
|-----------------------------|--|
| Points | 116 vs. Georgetown (4OT) (2/9/02) |
| Field Goals Made | 41 vs. Georgetown (4OT) (2/9/02) |
| Field Goals Attempted | 94 vs. Georgetown (4OT) (2/9/02) |
| Field Goal Percentage | 66.7% (34-51) vs. Pittsburgh (1/30/02)* |
| 3 PT Field Goals Made | 20 vs. Villanova (2/28/11)*# |
| 3 PT Field Goals Attempted | 36 vs. Pittsburgh (1/4/06) |
| 3 PT Field Goals Percentage | 62.5% (20-32) vs. Villanova (2/28/11)* |
| Free Throws Made | 34 vs. Cincinnati (1/15/08)* |
| Free Throws Attempted | 42 vs. Cincinnati (1/15/08)* |
| Free Throw Percentage | 100.0% (19-19) vs. Villanova (1/14/03)*# |
| Total Rebounds | 64 vs. Georgetown (4OT) (2/9/02) |
| Offensive Rebounds | 24 vs. Seton Hall (1/8/01) |
| Defensive Rebounds | 35 vs. Louisville (2/12/09)* |
| Assists | 25 vs. Cincinnati (2/4/10)* |
| Steals | 10 on six occasions |
| Blocked Shots | 9 vs. Connecticut (2/9/04)* |
| Turnovers | 26 vs. Pittsburgh (2/8/00) |
| Fouls | 32 vs. Pittsburgh (1/4/06) |

*Indicates game played at the Purcell Pavilion, Notre Dame, Ind.

#Indicates school record

Notre Dame – BIG EAST Team Game Lows (1st Half)

| | |
|-----------------------------|---|
| Points | 17 vs. Connecticut (3/3/10)* |
| Field Goals Made | 4 vs. St. John's (1/16/11) |
| Field Goals Attempted | 14 vs. St. John's (1/16/11) |
| Field Goal Percentage | 18.8% (6-32) vs. Connecticut (2/21/04) |
| 3 PT Field Goals Made | 0 vs. West Virginia (1/7/04) |
| 3 PT Field Goals Attempted | 0 vs. Connecticut (1/12/99) |
| 3 PT Field Goals Percentage | 5 on three occasions |
| 3 PT Field Goals Percentage | 8.3% (1-12) vs. Providence (1/21/03) |
| Free Throws Made | 0 on nine occasions |
| Free Throws Attempted | 0 on seven occasions |
| Free Throw Percentage | 0.0% on nine occasions |
| Total Rebounds | 9 vs. Pittsburgh (3/11/10) |
| Offensive Rebounds | 0 on four occasions |
| Defensive Rebounds | 6 vs. Louisville (2/17/10) |
| Assists | 1 vs. Villanova (1/27/07)* |
| Steals | 0 on seven occasions |
| Blocked Shots | 0 on 20 occasions |
| Turnovers | 0 vs. DePaul (1/23/10)* |
| Fouls | 2 vs. West Virginia (2/18/09) 2 vs. Georgetown (2/27/10) |

Notre Dame – BIG EAST Team Game Lows (2nd Half)

| | |
|-----------------------------|--|
| Points | 18 vs. Pittsburgh (3/11/10) |
| Field Goals Made | 5 vs. West Virginia (1/9/10)* |
| Field Goals Attempted | 5 vs. Pittsburgh (3/11/10) |
| Field Goal Percentage | 26.3% (5-19) vs. West Virginia (1/9/10)* |
| 3 PT Field Goals Made | 0 vs. Connecticut (1/12/99) |
| 3 PT Field Goals Attempted | 0 vs. Providence (1/31/08)* 0 vs. Rutgers (2/6/11)* |
| 3 PT Field Goals Percentage | 0.0% (0-6) vs. Providence (1/31/08)* |
| Free Throws Made | 0 vs. Pittsburgh (1/12/04) |
| Free Throws Attempted | 2 on four occasions |
| Free Throw Percentage | 0.0% (0-2) vs. Pittsburgh (1/12/04) |
| Total Rebounds | 7 vs. Rutgers (3/1/03) |
| Offensive Rebounds | 2 vs. Connecticut (3/3/10)* |
| Defensive Rebounds | 2 vs. St. John's (1/8/11)* |
| Assists | 4 vs. Rutgers (3/1/03) |
| Steals | 2 on three occasions |
| Blocked Shots | 0 on 10 occasions |
| Turnovers | 0 vs. West Virginia (3/10/04) |
| Fouls | 0 vs. Cincinnati (3/10/11) 3 vs. West Virginia (1/7/04)* 3 vs. Pittsburgh (2/24/10)* |

Notre Dame – BIG EAST Team Game Lows (Total)

| | |
|-----------------------------|---|
| Points | 48 vs. Georgetown (1/7/06) |
| Field Goals Made | 13 vs. Rutgers (3/1/03) |
| Field Goals Attempted | 34 vs. Pittsburgh (3/11/10) |
| Field Goal Percentage | 29.7% (19-64) vs. Connecticut (2/21/04) |
| 3 PT Field Goals Made | 0 vs. Connecticut (1/12/99) |
| 3 PT Field Goals Attempted | 6 vs. Seton Hall (2/6/99) |
| 3 PT Field Goals Percentage | 10.5% vs. Rutgers (2/14/02) |
| Free Throws Made | 1 vs. Connecticut (2/28/09) |
| Free Throws Attempted | 4 vs. Pittsburgh (3/8/01) |
| Free Throw Percentage | 20.0% (1-5) vs. Connecticut (2/28/09) |
| Total Rebounds | 21 vs. Rutgers (3/1/03) |
| Offensive Rebounds | 4 on three occasions |
| Defensive Rebounds | 16 vs. Pittsburgh (1/24/11) |
| Assists | 7 vs. Rutgers (3/1/03) 7 vs. Pittsburgh (3/8/01) |
| Steals | 1 vs. Marquette (1/26/09)* 1 vs. Cincinnati (2/4/09) |
| Blocked Shots | 0 on three occasions |
| Turnovers | 2 vs. DePaul (1/23/10)* |
| Fouls | 6 vs. West Virginia (1/7/04)* |

*Indicates game played at the Purcell Pavilion, Notre Dame, Ind.

#Indicates school record

The Last Time ...

Notre Dame recorded a ...

30-Point win..... was on 3/10/11 - ND 89, Cincinnati 51 (38 points)
 40-Point win..... was on 12/22/10 - ND 93, UMBC 53 (40 points)*
 50-Point win..... was on 12/28/06 - ND 101, Rider 51 (50 points)
 30-Point loss..... was on 1/7/99 - ND 62, Villanova 93 (31 points)*

Notre Dame shot ...

60% on FGs was on 12/22/09 - 60.7% (37-61) vs. Bucknell (ND 101 - Bucknell 69)*
 65% on FGs was on 1/30/02 - 66.7% (34-51) vs. Pittsburgh (ND 89 - Pittsburgh 76)*
 90% on FTs was on 12/19/10 - 91.7% (11-12) vs. Stony Brook (ND 88 - Stony Brook 62)*

Notre Dame ...

Won 10 games in a row..... was from 11/24/07 thru 1/5/08 (10 straight)
 Won 15 games in a row..... was from 12/31/53 thru 3/9/54 (18 straight)
 Won 20 games in a row..... never
 Lost 5 games in a row..... was from 1/12/09 thru 2/7/09 (7 straight)
 Scored 100 points..... was on 11/17/10 (ND 102 - Chicago State 62)*
 - Scored 100 points on the road was on 2/21/09 (ND 103 - Providence 84)
 - Scored 100 points at a neutral site..... was on 3/12/78 (ND 100 - Houston 77) (NCAA First Round, Tulsa, OK)
 - Scored 100 points and lost..... was on 3/20/71 (ND 106 - Houston 119) (NCAA Regional Semi-finals at Wichita, KS)
 Allowed 100 points was on 11/26/08 vs. North Carolina (ND 87 - North Carolina 102)
 Scored less than 50 points was on 3/22/08 vs. Washington State (ND 41 - Washington State 61)
 Allowed less than 50 points was on 11/16/11 vs. Sam Houston State (ND 74 - Sam Houston State 41)*
 Played an Overtime Game..... was on 3/11/11 (OT) vs. Louisville (ND 77 - Louisville 83)
 - Played in a Multi-Overtime Game..... was on 11/28/10 (2OT) vs. Georgia (ND 89 - Georgia 83)
 Won on a "last second" shot was on 3/19/09 vs. New Mexico (ND 70 - Pittsburgh 68 - Tory Jackson layup at 00:02)*
 Had 5 double figure scorers.... was on 3/11/11 vs. Louisville (OT) (ND 77 - Louisville 83) Scott Martin 21, Tim Abromaitis 16, Ben Hansbrough 13, Ty Nash 13, Carleton Scott 10
 Had 6 double figure scorers.... was on 2/12/11 vs. USF (ND 78 - USF 55) Jack Cooley 18, Carleton Scott 13, Ben Hansbrough 12, Tim Abromaitis 12, Ty Nash 10, Scott Martin 10
 Had 7 double figure scorers never
 Had two double-figure rebounders was on 11/26/10 vs. California (ND 57 - California 44) Carleton Scott 10, Tim Abromaitis 11
 Had two players with double-doubles was on 2/28/11 vs. Villanova (ND 93 - Villanova 72) Ty Nash (11 pts, 11 rebs), Ben Hansbrough (30 pts, 10 assts)*
 Had three players with double-doubles ..was on 11/17/10 vs. Chicago State (ND 102 - Chicago State 62) Tim Abromaitis (21 pts, 10 rebs), Carleton Scott (17 pts, 11 rebs), Tyrone Nash (11 pts, 10 rebs)*
 Had two 30-point scorers was on 2/28/11 vs. Villanova (ND 93 - Villanova 72) Ben Hansbrough - 30, Tim Abromaitis - 30*
 Had two 20-point scorers was on 2/28/11 vs. Villanova (ND 93 - Villanova 72) Ben Hansbrough - 30, Tim Abromaitis - 30*
 Had three 20-point scorers was on 3/8/07 vs. Syracuse (ND 89 - Syracuse 83) Russell Carter 24, Luke Harangody 20, Colin Falls 23
 Made 10 three-point field goals..... was on 11/18/11 vs. Delaware State - 11-23 (47.8%) (ND 93 - Delaware State 69)*
 Made 20 three-point field goals..... was on 2/28/11 vs. Villanova - 20-32 (62.5%) (ND 93 - Villanova 72)*
 Committed 10 turnovers or less was on 11/18/11 - 9 turnovers vs. Delaware State (ND 93 - Delaware State 69)*
 Committed 5 turnovers or less was on 3/10/11 - 5 turnovers vs. Cincinnati (ND 89 - Cincinnati 51)
 Committed 25 turnovers was on 2/8/00 - 26 turnovers vs. Villanova (ND 69 - Villanova 86)
 Forced 25 turnovers was on 11/16/01 - 30 turnovers vs. New Hampshire (ND 95 - New Hampshire 53)

An Irish player had ...

25+ points..... was on 11/12/11 - Eric Atkins (27) vs. Mississippi Valley State (ND 80 - Mississippi Valley State 67)*
 30+ points..... was on 2/28/11 - Ben Hansbrough (30), Tim Abromaitis (30) vs. Villanova (ND 93 - Villanova 72)*
 35+ points..... was on 2/4/10 - Luke Harangody (37) vs. Cincinnati (ND 83 - Cincinnati 65)*
 40+ points..... was on 2/28/08 - Luke Harangody (40) vs. Louisville (ND 85 - Louisville 90)
 50+ points..... never
 15 or more rebounds..... was on 11/18/11 - Jack Cooley (17) vs. Delaware State (ND 93 - Delaware State 69)*
 20 rebounds was on 3/22/08 - Luke Harangody (22) vs. Washington State (ND 41 - Washington State 61)
 a "double-double" was on 11/18/11 - Jack Cooley (11 pts., 17 rebs.) vs. Delaware State (ND 93 - Delaware State 69)*
 a "triple-double"..... was on 11/16/01 - Chris Thomas (24 pts, 11 ast, 11 steals) vs. New Hampshire (ND 99 - New Hampshire 53)*
 20 points and 10 rebounds..... was on 12/22/10 - Tim Abromaitis (21 pts., 11 rebs.) vs. UMBC (ND 93 - UMBC 62)*
 20 points and 20 rebounds..... was on 1/8/01 - Troy Murphy (25 pts, 20 rebs) vs. Seton Hall (ND 76 - Seton Hall 78)
 10 assists was on 2/28/11 - Ben Hansbrough (10) vs. Villanova (ND 93 - Villanova 72)*
 10 blocks..... was on 11/17/02 - Jordan Cornette (11) vs. Belmont (ND 76 - Belmont 48)*#
 10 steals was on 11/16/01 - Chris Thomas (11) vs. New Hampshire (ND 99, New Hampshire 53)*#

An opposing player had ...

25+ points..... was on 11/18/11 - Tahj Tate (29), Delaware State (ND 93 - Delaware State 69)*
 30+ points..... was on 3/5/11 - Kemba Walker (34), Connecticut (ND 70 - Connecticut 67)
 35+ points..... was on 2/23/11 - Marshon Brooks (52), Providence (ND 94 - Providence 93)
 40+ points..... was on 2/23/11 - Marshon Brooks (52), Providence (ND 94 - Providence 93)
 50+ points..... was on 2/23/11 - Marshon Brooks (52), Providence (ND 94 - Providence 93)
 15 rebounds was on 1/2/10 - Stanley Robinson (16), Connecticut (ND 70 - Connecticut 82)
 20 rebounds was on 1/31/09 - DeJuan Blair (22), Pittsburgh (ND 80 - Pittsburgh 93)
 a "double-double"..... was on 11/14/11 - Chase Simon (13 pts., 11 rebs.), Detroit (ND 59 - Detroit 53)*
 a "triple-double"..... was on 2/21/06 - Marcus Williams (18 pts, 10 rebs, 13 asts) Connecticut (ND 74 - Connecticut 75 - OT)
 20 points and 10 rebounds..... was on 1/2/10 - Stanley Robinson (22 pts., 16 rebs.), Connecticut (ND 70 - Connecticut 82)
 20 points and 20 rebounds..... was on 1/31/09 - DeJuan Blair (23 pts., 22 rebs.), Pittsburgh (ND 80 - Pittsburgh 93)
 10 assists was on 2/11/10 - Eugene Harvey (10), Seton Hall (ND 87 - Seton Hall 90)
 10 blocks..... was on 1/5/08 - Hasheem Thabeet (10), Connecticut (ND 73 - Connecticut 67)*
 10 steals was on 1/29/89 - Mark Macon (11), Temple (ND 64 - Temple 60)*

*indicates Notre Dame home game; #school record; @Purcell Pavilion record

The Last Time in a BIG EAST Game ...

Notre Dame Recorded a ...

30-Point win was on 3/10/11 - ND 89, Cincinnati 51 (38 points)
 40-Point win never
 50-Point win never
 30-Point loss was on 1/7/99 - ND 62, Villanova 93 (31 points)

Notre Dame Shot ...

60% on FGs was on 1/6/01 - 60.8% (31-51) vs. Rutgers (ND 87 - Rutgers 80)*
 65% on FGs was on 1/30/02 - 66.7% (34-51) vs. Pittsburgh (ND 89 - Pittsburgh 76)*
 90% on FTs was on 1/30/10 - 90.0% (9-10) vs. Rutgers (ND 73 - Rutgers 74)

Notre Dame ...

Won 5 BIG EAST games in a row was from 2/23/11 thru 3/11/11 (5 straight)
 Won 10 BIG EAST games in a row never
 Lost 5 BIG EAST games in a row was from 1/12/09 thru 2/4/09 - (6 straight)
 Scored 100 points was on 2/21/09 (ND 103 - Providence 84)
 - Scored 100 points on the road was on 2/21/09 (ND 103 - Providence 84)
 - Scored 100 points on the neutral site never
 - Scored 100 points and lost never
 Allowed 100 points was on 1/17/07 vs. Villanova (ND 87 - Villanova 102)
 Scored less than 50 points was on 1/6/07 vs. Georgetown (ND 48 - Georgetown 66)
 Allowed less than 50 points was on 2/26/11 vs. Seton Hall (ND 66 - Seton Hall 48)*
 Played an Overtime Game was on 3/11/11 (OT) vs. Louisville (ND 77 - Louisville 83)
 - Played in a Multi-Overtime Game was on 2/17/10 (2OT) at Louisville (ND 89 - Louisville 91)
 Won on a "last second" shot was on 2/9/03 vs. Pittsburgh (ND 66 - Pittsburgh 64 - Torin Francis layup at 00:00.6)*
 Had 5 double figure scorers.... was on 3/11/11 vs. Louisville (OT) (ND 77 - Louisville 83) Scott Martin 21, Tim Abromaitis 16, Ben Hansbrough 13, Ty Nash 13, Carleton Scott 10
 Had 6 double figure scorers.... was on 2/12/11 vs. USF (ND 78 - USF 55) Jack Cooley 18, Carleton Scott 13, Ben Hansbrough 12, Tim Abromaitis 12, Ty Nash 10, Scott Martin 10
 Had 7 double figure scorers..... never
 Had two double-figure rebounders was on 1/23/10 vs. DePaul (ND 87 - DePaul 77) Luke Harangody 11, Tyrone Nash 10, Ben Hansbrough 10*
 Had two players with double-doubles was on 2/28/11 vs. Villanova (ND 93 - Villanova 72) Ty Nash (11 pts, 11 rebs), Ben Hansbrough (30 pts, 10 assts)*
 Had three players with double-doubles ... was on 1/23/10 vs. DePaul (ND 87 - DePaul 77) Luke Harangody (24 pts, 11 rebs), Ben Hansbrough (15 pts, 10 rebs), Tyrone Nash (13 pts, 10 rebs)*
 Had four players with double-doubles was on 2/9/02 vs. Georgetown (Notre Dame 116, Georgetown 111 - 4OT) - Matt Carroll (30 pts, 10 rebs, Ryan Humphrey (23 pts, 14 rebs), Chris Thomas (22 pts, 12 assts.), Harold Swanagan (11 pts, 10 reb.)
 Had two 30-point scorers was on 2/28/11 vs. Villanova (ND 93 - Villanova 72) Ben Hansbrough - 30, Tim Abromaitis - 30*
 Had two 20-point scorers was on 2/28/11 vs. Villanova (ND 93 - Villanova 72) Ben Hansbrough - 30, Tim Abromaitis - 30*
 Had three 20-point scorers was on 3/8/07 vs. Syracuse (ND 89 - Syracuse 83) - Russell Carter 24, Luke Harangody 20, Colin Falls 23
 Made 10 three-point field goals was on 2/28/11 vs. Villanova - 20-32 (62.5%) (ND 93 - Villanova 72)*
 Made 20 three-point field goals was on 2/28/11 vs. Villanova - 20-32 (62.5%) (ND 93 - Villanova 72)*
 Committed 10 turnovers or less was on 3/10/11 - 5 turnovers vs. Cincinnati (ND 89 - Cincinnati 51)
 Committed 5 turnovers or less was on 3/10/11 - 5 turnovers vs. Cincinnati (ND 89 - Cincinnati 51)
 Committed 25 turnovers was on 2/8/00 - 26 turnovers vs. Villanova (ND 69 - Villanova 86)
 Forced 25 turnovers never

An Irish player had ...

25+ points was on 2/28/11 - Ben Hansbrough (30), Tim Abromaitis (30) vs. Villanova (ND 93 - Villanova 72)*
 30+ points was on 2/28/11 - Ben Hansbrough (30), Tim Abromaitis (30) vs. Villanova (ND 93 - Villanova 72)*
 35+ points was on 2/4/10 - Luke Harangody (37) vs. Cincinnati (ND 83 - Cincinnati 65)*
 40+ points was on 2/28/08 - Luke Harangody (40) vs. Louisville (ND 85 - Louisville 90)
 50+ points never
 15 or more rebounds was on 2/7/10 - Luke Harangody (15) vs. USF (ND 65 - USF 62)*
 20 rebounds was on 1/8/01 - Troy Murphy (20) vs. Seton Hall (ND 76 - Seton Hall 78)
 a "double-double" was on 2/28/11 - Ben Hansbrough (30 pts., 10 assts.), Ty Nash (11 pts., 11 rebs.) vs. Villanova (ND 93 - Villanova 72)*
 a "triple-double" never
 20 points and 10 rebounds was on 2/4/10 - Luke Harangody (37 pts., 14 rebs.) vs. Cincinnati (ND 83 - Cincinnati 65)*
 20 points and 10 rebounds was on 3/10/10 - Luke Harangody (20 pts., 10 rebs.) vs. Seton Hall (ND 68 - Seton Hall 56)
 10 assists was on 2/28/11 - Ben Hansbrough (10) vs. Villanova (ND 93 - Villanova 72)*
 10 blocks never
 10 steals never

An opposing player had ...

25+ points was on 3/5/11 - Kemba Walker (34), Connecticut (ND 70 - Providence 67)
 30+ points was on 3/5/11 - Kemba Walker (34), Connecticut (ND 70 - Providence 67)
 35+ points was on 2/23/11 - Marshon Brooks (52), Providence (ND 94 - Providence 93)
 40+ points was on 2/23/11 - Marshon Brooks (52), Providence (ND 94 - Providence 93)
 50+ points was on 2/23/11 - Marshon Brooks (52), Providence (ND 94 - Providence 93)
 15 rebounds was on 1/2/10 - Stanley Robinson (16), Connecticut (ND 70 - Connecticut 82)
 20 rebounds was on 1/31/09 - DeJuan Blair (22), Pittsburgh (ND 80 - Pittsburgh 93)
 a "double-double" was on 2/19/11 - Kevin Jones (11 pts., 11 rebs.), West Virginia (ND 58 - West Virginia 72)
 a "triple-double" was on 2/21/06 - Marcus Williams (18 pts, 10 rebs, 13 assts), Connecticut (ND 74 - Connecticut 75 - OT)
 20 points and 10 rebounds was on 1/2/10 - Stanley Robinson (22 pts., 16 rebs.), Connecticut (ND 70 - Connecticut 82)
 20 points and 20 rebounds was on 1/31/09 - DeJuan Blair (23 pts., 22 rebs.), Pittsburgh (ND 80 - Pittsburgh 93)
 10 assists was on 2/11/10 - Eugene Harvey (10), Seton Hall (ND 87 - Seton Hall 90)
 10 blocks was on 1/5/08 - Hasheem Thabeet (10), Connecticut (ND 73 - Connecticut 67)*
 10 steals never

Note: Notre Dame began playing as a member of the BIG EAST Conference in 1995-96.

* indicates Notre Dame home game; @ indicates Purcell Pavilion record; # indicates school record



0 Eric Atkins

Sophomore • Guard
6-1 • 182
Columbia, Md. • Mount Saint Joseph

Career Games With:

| | |
|----------------------------|-----|
| Double Figure Points | 9 |
| 20-Plus Points | 1 |
| 30-Plus Points | N/A |
| 10-Plus Rebounds | N/A |
| 10-Plus Assists | N/A |
| Double-Double | N/A |

Season and Career Bests

| | | | |
|-----------------|---|-----------------|--|
| Points | Season 27 (vs. MVSU 11/12/11) Career 27 (vs. MVSU 11/12/11) | FG's | Season 6 (vs. MVSU 11/12/11) Career 6 (vs. MVSU 11/12/11) |
| Rebounds | Season 4 (vs. MVSU 11/12/11) Career 7 (vs. Gonzaga 12/11/10) | 3PT FG's | Season 3 (vs. MVSU 11/12/11) Career 3 (vs. MVSU 11/12/11) |
| Assists | Season 6 (vs. MVSU 11/12/11) Career 7 (on two occasions) | FT's | Season 12 (vs. MVSU 11/12/11) Career 12 (vs. MVSU 11/12/11) |
| Steals | Season 1 (vs. MVSU 11/12/11) Career 3 (on two occasions) | Minutes | Season 39 (vs. Detroit 11/14/11) Career 39 (on three occasions) |
| Blocks | Season -- Career 1 (vs. Maine 11/22/10) | | |

2011-12 Honors, Awards & Accomplishments

- Set career highs in points (27), FG's (6), 3FG's (3) and FT's (12) in opener against Mississippi Valley State (11/12/11)
- Missed Sam Houston State game (11/16/11) with illness, the first missed game of Irish career

Game-By-Game Stats

| | Start | FG-A | 3P-A | FT-A | Reb | PF | TP | A | TO | BK | S | Min |
|--------------------------|-------|------|------|-------|-----|----|----|---|----|----|---|---------------|
| Mississippi Valley State | * | 6-7 | 3-3 | 12-12 | 4 | 3 | 27 | 6 | 4 | 0 | 1 | 37 |
| Detroit | * | 4-9 | 0-2 | 5-8 | 2 | 1 | 13 | 4 | 3 | 0 | 0 | 39 |
| Sam Houston State | | | | | | | | | | | | DNP - illness |
| Delaware State | | | | | | | | | | | | DNP - illness |
| Missouri | | | | | | | | | | | | |
| California/Georgia | | | | | | | | | | | | |
| Bryant | | | | | | | | | | | | |
| Gonzaga | | | | | | | | | | | | |
| Maryland | | | | | | | | | | | | |
| Maine | | | | | | | | | | | | |
| Dartmouth | | | | | | | | | | | | |
| Indiana | | | | | | | | | | | | |
| Sacred Heart | | | | | | | | | | | | |
| Pittsburgh | | | | | | | | | | | | |
| Cincinnati | | | | | | | | | | | | |
| Louisville | | | | | | | | | | | | |
| South Florida | | | | | | | | | | | | |
| Connecticut | | | | | | | | | | | | |
| Rutgers | | | | | | | | | | | | |
| Syracuse | | | | | | | | | | | | |
| Seton Hall | | | | | | | | | | | | |
| Connecticut | | | | | | | | | | | | |
| Marquette | | | | | | | | | | | | |
| West Virginia | | | | | | | | | | | | |
| DePaul | | | | | | | | | | | | |
| Rutgers | | | | | | | | | | | | |
| Villanova | | | | | | | | | | | | |
| West Virginia | | | | | | | | | | | | |
| St. John's | | | | | | | | | | | | |
| Georgetown | | | | | | | | | | | | |
| Providence | | | | | | | | | | | | |

Career Stats vs. The BIG EAST


| Opponent | GP-GS | Min. | FG-A | 3PT-A | FT-A | Reb. | A | PF | B | S | Pts. |
|---------------|-------|------|------|-------|------|-------|----|----|---|---|---------|
| Cincinnati | 2-1 | 54 | 3-8 | 1-2 | 6-6 | 5/2.5 | 6 | 4 | 0 | 0 | 15/7.5 |
| Connecticut | 2-1 | 60 | 4-12 | 2-6 | 3-7 | 1/0.5 | 8 | 3 | 0 | 4 | 13/6.5 |
| DePaul | 1-0 | 21 | 2-3 | 1-2 | 1-1 | 2/2.0 | 3 | 0 | 0 | 0 | 6/6.0 |
| Georgetown | 1-0 | 19 | 0-2 | 0-1 | 0-0 | 1/1.0 | 2 | 4 | 0 | 0 | 0/0.0 |
| Louisville | 2-0 | 39 | 1-4 | 0-1 | 0-0 | 1/0.5 | 7 | 4 | 0 | 2 | 2/1.0 |
| Marquette | 2-1 | 57 | 9-15 | 3-8 | 6-7 | 1/0.5 | 4 | 4 | 0 | 3 | 27/13.5 |
| Pittsburgh | 1-0 | 22 | 1-1 | 0-0 | 0-0 | 0/0.0 | 1 | 0 | 0 | 1 | 2/2.0 |
| Providence | 1-0 | 17 | 0-0 | 0-0 | 3-4 | 1/1.0 | 0 | 2 | 0 | 0 | 3/3.0 |
| Rutgers | 1-0 | 23 | 2-4 | 0-0 | 1-2 | 2/2.0 | 6 | 3 | 0 | 2 | 5/5.0 |
| St. John's | 2-2 | 77 | 3-8 | 2-5 | 8-10 | 1/0.5 | 11 | 6 | 0 | 3 | 16/8.0 |
| Seton Hall | 1-0 | 16 | 0-1 | 0-0 | 0-0 | 0/0.0 | 1 | 2 | 0 | 0 | 0/0.0 |
| USF | 1-0 | 17 | 0-4 | 0-1 | 0-0 | 0/0.0 | 7 | 0 | 0 | 1 | 0/0.0 |
| Syracuse | 1-0 | 16 | 1-5 | 1-3 | 0-0 | 1/1.0 | 2 | 2 | 0 | 2 | 3/3.0 |
| Villanova | 1-0 | 19 | 1-1 | 1-1 | 2-3 | 0/0.0 | 1 | 2 | 0 | 0 | 5/5.0 |
| West Virginia | 1-0 | 21 | 0-2 | 0-0 | 0-0 | 1/1.0 | 3 | 3 | 0 | 0 | 0/0.0 |

Career Statistics

| Season | GP-GS | Min | Avg | FG-A | Pct | 3FG-A | Pct | FT-A | Pct | O-D-TOT | Avg | PF-FO | Ast | TO | Blk | Stl | Pts | Avg |
|--------------|-------------|------------|-------------|---------------|-------------|--------------|-------------|--------------|-------------|-----------------|------------|-------------|------------|-----------|----------|-----------|------------|------------|
| 2010-11 | 34-6 | 863 | 25.4 | 61-150 | .407 | 23-66 | .348 | 53-76 | .697 | 16-46-62 | 1.8 | 60-0 | 110 | 43 | 1 | 21 | 198 | 5.8 |
| 2011-12 | 2-2 | 76 | 38.0 | 10-16 | .625 | 3-5 | .600 | 17-20 | .850 | 0-6-6 | 3.0 | 4-0 | 10 | 7 | 0 | 1 | 40 | 20.0 |
| TOTAL | 36-8 | 939 | 26.1 | 71-166 | .428 | 26-71 | .366 | 70-96 | .729 | 16-52-68 | 1.9 | 64-0 | 120 | 50 | 1 | 22 | 238 | 6.6 |

Career BIG EAST Statistics

| Season | GP-GS | Min | Avg | FG-A | Pct | 3FG-A | Pct | FT-A | Pct | O-D-TOT | Avg | PF-FO | Ast | TO | Blk | Stl | Pts | Avg |
|--------------|-------------|------------|-------------|--------------|-------------|--------------|-------------|--------------|-------------|----------------|------------|-------------|-----------|-----------|----------|-----------|-----------|------------|
| 2010-11 | 18-5 | 447 | 24.8 | 27-64 | .422 | 11-29 | .379 | 28-38 | .737 | 4-11-15 | 0.8 | 34-0 | 60 | 22 | 0 | 18 | 93 | 5.2 |
| 2011-12 | 0-0 | 0 | 0.0 | 0-0 | .000 | 0-0 | .000 | 0-0 | .000 | 0-0-0 | 0.0 | 0-0 | 0 | 0 | 0 | 0 | 0 | 0.0 |
| TOTAL | 18-5 | 447 | 24.8 | 27-64 | .422 | 11-29 | .379 | 28-38 | .737 | 4-11-15 | 0.8 | 34-0 | 60 | 22 | 0 | 18 | 93 | 5.2 |



4 Patrick Crowley | Sophomore • Guard 6-3 • 190 Los Gatos, Calif. • St. Francis

Career Games With:

| | |
|---------------------------|-----|
| Double Figure Points..... | N/A |
| 20-Plus Points..... | N/A |
| 30-Plus Points..... | N/A |
| 10-Plus Rebounds..... | N/A |
| 10-Plus Assists..... | N/A |
| Double-Double..... | N/A |

Season and Career Bests

| | | | |
|-----------------|------------------------------|-----------------|------------------------------|
| Points | | FG's | |
| Season | -- | Season | -- |
| Career | -- | Career | -- |
| Rebounds | | 3PT FG's | |
| Season | 1 (vs. Sam Houston 11/16/11) | Season | -- |
| Career | 1 (vs. Sam Houston 11/16/11) | Career | -- |
| Assists | | FT's | |
| Season | -- | Season | -- |
| Career | -- | Career | -- |
| Steals | | Minutes | |
| Season | -- | Season | 2 (vs. Sam Houston 11/16/11) |
| Career | -- | Career | 2 (vs. Sam Houston 11/16/11) |
| Blocks | | | |
| Season | -- | | |
| Career | -- | | |

2011-12 Honors, Awards & Accomplishments

- Pulled down first career rebound vs. Sam Houston State (11/16/11)

Game-By-Game Stats

| | Start | FG-A | 3P-A | FT-A | Reb | PF | TP | A | TO | BK | S | Min |
|--------------------------|-------|------|------|------|-----|----|----|---|----|----|---|-----|
| Mississippi Valley State | | 0-0 | 0-0 | 0-0 | 0 | 0 | 0 | 0 | 0 | 0 | 0 | 1 |
| Detroit | | | | | DNP | | | | | | | |
| Sam Houston State | | 0-1 | 0-0 | 0-0 | 1 | 0 | 0 | 0 | 0 | 0 | 0 | 2 |
| Delaware State | | 0-0 | 0-0 | 0-0 | 0 | 0 | 0 | 0 | 1 | 0 | 0 | 1 |
| Missouri | | | | | | | | | | | | |
| California/Georgia | | | | | | | | | | | | |
| Bryant | | | | | | | | | | | | |
| Gonzaga | | | | | | | | | | | | |
| Maryland | | | | | | | | | | | | |
| Maine | | | | | | | | | | | | |
| Dartmouth | | | | | | | | | | | | |
| Indiana | | | | | | | | | | | | |
| Sacred Heart | | | | | | | | | | | | |
| Pittsburgh | | | | | | | | | | | | |
| Cincinnati | | | | | | | | | | | | |
| Louisville | | | | | | | | | | | | |
| South Florida | | | | | | | | | | | | |
| Connecticut | | | | | | | | | | | | |
| Rutgers | | | | | | | | | | | | |
| Syracuse | | | | | | | | | | | | |
| Seton Hall | | | | | | | | | | | | |
| Connecticut | | | | | | | | | | | | |
| Marquette | | | | | | | | | | | | |
| West Virginia | | | | | | | | | | | | |
| DePaul | | | | | | | | | | | | |
| Rutgers | | | | | | | | | | | | |
| Villanova | | | | | | | | | | | | |
| West Virginia | | | | | | | | | | | | |
| St. John's | | | | | | | | | | | | |
| Georgetown | | | | | | | | | | | | |
| Providence | | | | | | | | | | | | |

Career Stats vs. The BIG EAST

| Opponent | GP-GS | Min. | FG-A | 3PT-A | FT-A | Reb. | A | PF | B | S | Pts. |
|---------------|-------|------|------|-------|------|-------|---|----|---|---|-------|
| Cincinnati | 0-0 | 0 | 0-0 | 0-0 | 0-0 | 0/0.0 | 0 | 0 | 0 | 0 | 0/0.0 |
| Connecticut | 0-0 | 0 | 0-0 | 0-0 | 0-0 | 0/0.0 | 0 | 0 | 0 | 0 | 0/0.0 |
| DePaul | 0-0 | 0 | 0-0 | 0-0 | 0-0 | 0/0.0 | 0 | 0 | 0 | 0 | 0/0.0 |
| Georgetown | 0-0 | 0 | 0-0 | 0-0 | 0-0 | 0/0.0 | 0 | 0 | 0 | 0 | 0/0.0 |
| Louisville | 0-0 | 0 | 0-0 | 0-0 | 0-0 | 0/0.0 | 0 | 0 | 0 | 0 | 0/0.0 |
| Marquette | 0-0 | 0 | 0-0 | 0-0 | 0-0 | 0/0.0 | 0 | 0 | 0 | 0 | 0/0.0 |
| Pittsburgh | 0-0 | 0 | 0-0 | 0-0 | 0-0 | 0/0.0 | 0 | 0 | 0 | 0 | 0/0.0 |
| Providence | 0-0 | 0 | 0-0 | 0-0 | 0-0 | 0/0.0 | 0 | 0 | 0 | 0 | 0/0.0 |
| Rutgers | 0-0 | 0 | 0-0 | 0-0 | 0-0 | 0/0.0 | 0 | 0 | 0 | 0 | 0/0.0 |
| St. John's | 0-0 | 0 | 0-0 | 0-0 | 0-0 | 0/0.0 | 0 | 0 | 0 | 0 | 0/0.0 |
| Seton Hall | 0-0 | 0 | 0-0 | 0-0 | 0-0 | 0/0.0 | 0 | 0 | 0 | 0 | 0/0.0 |
| USF | 0-0 | 0 | 0-0 | 0-0 | 0-0 | 0/0.0 | 0 | 0 | 0 | 0 | 0/0.0 |
| Syracuse | 0-0 | 0 | 0-0 | 0-0 | 0-0 | 0/0.0 | 0 | 0 | 0 | 0 | 0/0.0 |
| Villanova | 0-0 | 0 | 0-0 | 0-0 | 0-0 | 0/0.0 | 0 | 0 | 0 | 0 | 0/0.0 |
| West Virginia | 0-0 | 0 | 0-0 | 0-0 | 0-0 | 0/0.0 | 0 | 0 | 0 | 0 | 0/0.0 |

Career Statistics

| Season | GP-GS | Min | Avg | FG-A | Pct | 3FG-A | Pct | FT-A | Pct | O-D-TOT | Avg | PF-FO | Ast | TO | Blk | Stl | Pts | Avg |
|--------------|------------|----------|------------|------------|-------------|------------|-------------|------------|-------------|--------------|------------|------------|----------|----------|----------|----------|----------|------------|
| 2011-12 | 3-0 | 4 | 1.3 | 0-1 | .000 | 0-0 | .000 | 0-0 | .000 | 0-1-1 | 0.3 | 0-0 | 0 | 1 | 0 | 0 | 0 | 0.0 |
| TOTAL | 3-0 | 4 | 1.3 | 0-1 | .000 | 0-0 | .000 | 0-0 | .000 | 0-1-1 | 0.3 | 0-0 | 0 | 1 | 0 | 0 | 0 | 0.0 |

Career BIG EAST Statistics

| Season | GP-GS | Min | Avg | FG-A | Pct | 3FG-A | Pct | FT-A | Pct | O-D-TOT | Avg | PF-FO | Ast | TO | Blk | Stl | Pts | Avg |
|--------------|------------|----------|------------|------------|-------------|------------|-------------|------------|-------------|--------------|------------|------------|----------|----------|----------|----------|----------|------------|
| 2011-12 | 0-0 | 0 | 0.0 | 0-0 | .000 | 0-0 | .000 | 0-0 | .000 | 0-0-0 | 0.0 | 0-0 | 0 | 0 | 0 | 0 | 0 | 0.0 |
| TOTAL | 0-0 | 0 | 0.0 | 0-0 | .000 | 0-0 | .000 | 0-0 | .000 | 0-0-0 | 0.0 | 0-0 | 0 | 0 | 0 | 0 | 0 | 0.0 |



12 Alex Dragicevich

Sophomore • Guard

6-7 • 221

Northbrook, Ill. • Glenbrook North

Career Games With:

| | |
|----------------------------|-----|
| Double Figure Points | 1 |
| 20-Plus Points..... | N/A |
| 30-Plus Points..... | N/A |
| 10-Plus Rebounds..... | N/A |
| 10-Plus Assists | N/A |
| Double-Double | N/A |

Season and Career Bests

| | | | |
|---------------------------------------|---------------------------------------|--|---------------------------------------|
| Points | Season 18 (vs. Delaware St. 11/18/11) | FG's | Season 6 (vs. Delaware St. 11/18/11) |
| Career 18 (vs. Delaware St. 11/18/11) | Rebounds | Career 6 (vs. Delaware St. 11/18/11) | 3PT FG's |
| Rebounds | Season 4 (vs. MVSU 11/12/11) | Season 3 (vs. Delaware St. 11/18/11) | Career 3 (vs. Delaware St. 11/18/11) |
| Career 4 (vs. MVSU 11/12/11) | Assists | FT's | Season 3 (on two occasions) |
| Assists | Season 7 (vs. Delaware St. 11/18/11) | Career 4 (vs. Georgia Southern 11/12/10) | Minutes |
| Career 7 (vs. Delaware St. 11/18/11) | Steals | Season 38 (vs. Delaware St. 11/18/11) | Career 38 (vs. Delaware St. 11/18/11) |
| Steals | Season -- | | |
| Career 1 (vs. Florida State 3/20/11) | Blocks | | |
| Blocks | Season 1 (on two occasions) | | |
| Career 1 (on two occasions) | | | |

2011-12 Honors, Awards & Accomplishments

- Recorded first career block vs. Detroit (11/14/11)
- Posted first career start against Sam Houston State (11/16/11)
- Set career marks in points (18), assists (7), FG's (6), 3FG's (3) and minutes (38) against Delaware State (11/18/11)

Game-By-Game Stats

| | Start | FG-A | 3P-A | FT-A | Reb | PF | TP | A | TO | BK | S | Min |
|--------------------------|-------|------|------|------|-----|----|----|---|----|----|---|-----|
| Mississippi Valley State | | 2-7 | 0-3 | 3-4 | 4 | 0 | 7 | 2 | 0 | 0 | 0 | 21 |
| Detroit | | 0-2 | 0-1 | 2-4 | 2 | 0 | 2 | 1 | 0 | 1 | 0 | 13 |
| Sam Houston State | * | 2-6 | 1-4 | 2-4 | 3 | 0 | 7 | 3 | 1 | 1 | 0 | 33 |
| Delaware State | * | 6-12 | 3-8 | 3-4 | 3 | 2 | 18 | 7 | 1 | 0 | 0 | 38 |
| Missouri | | | | | | | | | | | | |
| California/Georgia | | | | | | | | | | | | |
| Bryant | | | | | | | | | | | | |
| Gonzaga | | | | | | | | | | | | |
| Maryland | | | | | | | | | | | | |
| Maine | | | | | | | | | | | | |
| Dartmouth | | | | | | | | | | | | |
| Indiana | | | | | | | | | | | | |
| Sacred Heart | | | | | | | | | | | | |
| Pittsburgh | | | | | | | | | | | | |
| Cincinnati | | | | | | | | | | | | |
| Louisville | | | | | | | | | | | | |
| South Florida | | | | | | | | | | | | |
| Connecticut | | | | | | | | | | | | |
| Rutgers | | | | | | | | | | | | |
| Syracuse | | | | | | | | | | | | |
| Seton Hall | | | | | | | | | | | | |
| Connecticut | | | | | | | | | | | | |
| Marquette | | | | | | | | | | | | |
| West Virginia | | | | | | | | | | | | |
| DePaul | | | | | | | | | | | | |
| Rutgers | | | | | | | | | | | | |
| Villanova | | | | | | | | | | | | |
| West Virginia | | | | | | | | | | | | |
| St. John's | | | | | | | | | | | | |
| Georgetown | | | | | | | | | | | | |
| Providence | | | | | | | | | | | | |

Career Stats vs. The BIG EAST

| Opponent | GP-GS | Min. | FG-A | 3PT-A | FT-A | Reb. | A | PF | B | S | Pts. |
|---------------|-------|------|------|-------|------|-------|---|----|---|---|-------|
| Cincinnati | 1-0 | 4 | 0-0 | 0-0 | 0-0 | 1/1.0 | 1 | 0 | 0 | 0 | 0/0.0 |
| Connecticut | 0-0 | 0 | 0-0 | 0-0 | 0-0 | 0/0.0 | 0 | 0 | 0 | 0 | 0/0.0 |
| DePaul | 1-0 | 3 | 0-0 | 0-0 | 0-0 | 1/1.0 | 0 | 0 | 0 | 0 | 0/0.0 |
| Georgetown | 0-0 | 0 | 0-0 | 0-0 | 0-0 | 0/0.0 | 0 | 0 | 0 | 0 | 0/0.0 |
| Louisville | 0-0 | 0 | 0-0 | 0-0 | 0-0 | 0/0.0 | 0 | 0 | 0 | 0 | 0/0.0 |
| Marquette | 1-0 | 4 | 1-1 | 0-0 | 0-0 | 0/0.0 | 1 | 0 | 0 | 0 | 2/2.0 |
| Pittsburgh | 0-0 | 0 | 0-0 | 0-0 | 0-0 | 0/0.0 | 0 | 0 | 0 | 0 | 0/0.0 |
| Providence | 0-0 | 0 | 0-0 | 0-0 | 0-0 | 0/0.0 | 0 | 0 | 0 | 0 | 0/0.0 |
| Rutgers | 0-0 | 0 | 0-0 | 0-0 | 0-0 | 0/0.0 | 0 | 0 | 0 | 0 | 0/0.0 |
| St. John's | 1-0 | 3 | 0-2 | 0-2 | 1-2 | 0/0.0 | 0 | 0 | 0 | 0 | 1/1.0 |
| Seton Hall | 0-0 | 0 | 0-0 | 0-0 | 0-0 | 0/0.0 | 0 | 0 | 0 | 0 | 0/0.0 |
| USF | 1-0 | 5 | 1-2 | 1-2 | 0-0 | 0/0.0 | 0 | 0 | 0 | 0 | 3/3.0 |
| Syracuse | 0-0 | 0 | 0-0 | 0-0 | 0-0 | 0/0.0 | 0 | 0 | 0 | 0 | 0/0.0 |
| Villanova | 1-0 | 1 | 0-0 | 0-0 | 0-2 | 1/1.0 | 0 | 0 | 0 | 0 | 0/0.0 |
| West Virginia | 1-0 | 2 | 0-2 | 0-2 | 0-0 | 0/0.0 | 0 | 0 | 0 | 0 | 0/0.0 |

Career Statistics

| Season | GP-GS | Min | Avg | FG-A | Pct | 3FG-A | Pct | FT-A | Pct | O-D-TOT | Avg | PF-FO | Ast | TO | Blk | Stl | Pts | Avg |
|--------------|-------------|------------|------------|--------------|-------------|-------------|-------------|--------------|-------------|----------------|------------|------------|-----------|----------|----------|----------|-----------|------------|
| 2010-11 | 14-0 | 62 | 4.4 | 5-17 | .294 | 2-10 | .200 | 8-13 | .615 | 4-7-11 | 0.8 | 1-0 | 3 | 2 | 0 | 1 | 20 | 1.4 |
| 2011-12 | 4-2 | 105 | 26.3 | 10-27 | .370 | 4-16 | .250 | 10-16 | .625 | 3-9-12 | 3.0 | 2-0 | 13 | 2 | 2 | 0 | 34 | 8.5 |
| TOTAL | 18-2 | 167 | 9.3 | 15-44 | .341 | 6-26 | .231 | 18-29 | .621 | 7-16-23 | 1.3 | 3-0 | 16 | 4 | 2 | 1 | 54 | 3.0 |

Career BIG EAST Statistics

| Season | GP-GS | Min | Avg | FG-A | Pct | 3FG-A | Pct | FT-A | Pct | O-D-TOT | Avg | PF-FO | Ast | TO | Blk | Stl | Pts | Avg |
|--------------|------------|-----------|------------|------------|-------------|------------|-------------|------------|-------------|--------------|------------|------------|----------|----------|----------|----------|----------|------------|
| 2010-11 | 6-0 | 18 | 3.0 | 2-7 | .286 | 1-6 | .167 | 1-4 | .250 | 0-2-2 | 0.3 | 0-0 | 1 | 2 | 0 | 0 | 6 | 1.0 |
| 2011-12 | 0-0 | 0 | 0.0 | 0-0 | .000 | 0-0 | .000 | 0-0 | .000 | 0-0-0 | 0.0 | 0-0 | 0 | 0 | 0 | 0 | 0 | 0.0 |
| TOTAL | 6-0 | 18 | 3.0 | 2-7 | .286 | 1-6 | .167 | 1-4 | .250 | 0-2-2 | 0.3 | 0-0 | 1 | 2 | 0 | 0 | 6 | 1.0 |



14 Scott Martin | Senior • Guard

6-8 • 222

Valparaiso, Ind. • Valparaiso

Career Games With:

Double Figure Points ...35 (22 with ND)
 20-Plus Points.....2 (2 with ND)
 30-Plus Points.....N/A
 10-Plus Rebounds.....1 (1 with ND)
 10-Plus AssistsN/A
 Double-Double1 (1 with ND)

Season and Career Bests

| | | | |
|---------------------------------------|---------------------------------------|--------------------------------------|--|
| Points | Season 23 (vs. Delaware St. 11/18/11) | FG's | Season 8 (vs. Delaware State 11/18/11) |
| Career 23 (vs. Delaware St. 11/18/11) | Career 8 (on two occasions) | 3PT FG's | Season 4 (vs. Delaware St. 11/18/11) |
| Rebounds | Season 6 (vs. Detroit 11/14/11) | Career 4 (vs. Delaware St. 11/18/11) | FT's |
| Career 11 (vs. Marquette 1/10/11) | Career 6 (vs. Syracuse 1/1/11) | Season 3 (vs. Delaware St. 11/18/11) | Career 8 (on three occasions) |
| Assists | Season 3 (vs. Delaware St. 11/18/11) | Minutes | Season 39 (vs. Detroit 11/14/11) |
| Career 6 (vs. Syracuse 1/1/11) | Career 4 (vs. Clemson 11/27/07) | Career 44 (vs. Louisville 3/11/11) | |
| Steals | Season 1 (on three occasions) | | |
| Career 4 (vs. Clemson 11/27/07) | | | |
| Blocks | Season --- | | |
| Career 3 (on three occasions) | | | |

2011-12 Honors, Awards & Accomplishments

- Team Captain
- Scored career-high 23 points in win over Delaware State (11/18/11) while also hitting a career-best four three-pointers

Game-By-Game Stats

| | Start | FG-A | 3P-A | FT-A | Reb | PF | TP | A | TO | BK | S | Min |
|--------------------------|-------|------|------|------|-----|----|----|---|----|----|---|-----|
| Mississippi Valley State | | 6-14 | 2-6 | 1-2 | 5 | 3 | 15 | 2 | 3 | 0 | 1 | 34 |
| Detroit | * | 1-7 | 1-5 | 0-0 | 6 | 2 | 3 | 0 | 3 | 0 | 1 | 39 |
| Sam Houston State | * | 4-9 | 2-4 | 1-2 | 5 | 3 | 11 | 1 | 2 | 0 | 1 | 30 |
| Delaware State | * | 8-18 | 4-9 | 3-4 | 5 | 4 | 23 | 3 | 0 | 0 | 0 | 35 |
| Missouri | | | | | | | | | | | | |
| California/Georgia | | | | | | | | | | | | |
| Bryant | | | | | | | | | | | | |
| Gonzaga | | | | | | | | | | | | |
| Maryland | | | | | | | | | | | | |
| Maine | | | | | | | | | | | | |
| Dartmouth | | | | | | | | | | | | |
| Indiana | | | | | | | | | | | | |
| Sacred Heart | | | | | | | | | | | | |
| Pittsburgh | | | | | | | | | | | | |
| Cincinnati | | | | | | | | | | | | |
| Louisville | | | | | | | | | | | | |
| South Florida | | | | | | | | | | | | |
| Connecticut | | | | | | | | | | | | |
| Rutgers | | | | | | | | | | | | |
| Syracuse | | | | | | | | | | | | |
| Seton Hall | | | | | | | | | | | | |
| Connecticut | | | | | | | | | | | | |
| Marquette | | | | | | | | | | | | |
| West Virginia | | | | | | | | | | | | |
| DePaul | | | | | | | | | | | | |
| Rutgers | | | | | | | | | | | | |
| Villanova | | | | | | | | | | | | |
| West Virginia | | | | | | | | | | | | |
| St. John's | | | | | | | | | | | | |
| Georgetown | | | | | | | | | | | | |
| Providence | | | | | | | | | | | | |

Career Stats vs. The BIG EAST


| Opponent | GP-GS | Min. | FG-A | 3PT-A | FT-A | Reb. | A | PF | B | S | Pts. |
|---------------|-------|------|-------|-------|------|--------|---|----|---|---|---------|
| Cincinnati | 2-2 | 66 | 9-18 | 3-4 | 1-3 | 11/5.5 | 3 | 1 | 1 | 1 | 22/11.0 |
| Connecticut | 2-2 | 65 | 6-16 | 2-7 | 3-7 | 9/4.5 | 3 | 6 | 1 | 0 | 17/8.5 |
| DePaul | 2-2 | 66 | 9-20 | 4-8 | 3-4 | 8/4.0 | 2 | 4 | 0 | 2 | 25/12.5 |
| Georgetown | 1-1 | 30 | 5-9 | 1-1 | 0-4 | 3/3.0 | 1 | 1 | 0 | 1 | 11/11.0 |
| Louisville | 3-3 | 105 | 13-29 | 4-12 | 8-14 | 17/5.7 | 7 | 6 | 0 | 4 | 38/12.7 |
| Marquette | 2-2 | 69 | 5-20 | 1-7 | 9-12 | 14/7.0 | 3 | 6 | 1 | 0 | 20/10.0 |
| Pittsburgh | 0-0 | 0 | 0-0 | 0-0 | 0-0 | 0/0.0 | 0 | 0 | 0 | 0 | 0/0.0 |
| Providence | 1-1 | 33 | 4-8 | 2-4 | 0-0 | 5/5.0 | 1 | 3 | 0 | 1 | 10/10.0 |
| Rutgers | 1-1 | 34 | 3-6 | 0-1 | 8-9 | 2/2.0 | 3 | 2 | 0 | 0 | 14/14.0 |
| St. John's | 2-2 | 64 | 7-18 | 0-6 | 2-4 | 12/6.0 | 3 | 5 | 0 | 0 | 16/8.0 |
| Seton Hall | 1-1 | 35 | 2-7 | 2-5 | 0-0 | 4/4.0 | 3 | 1 | 1 | 2 | 6/6.0 |
| USF | 1-1 | 30 | 4-6 | 2-3 | 0-0 | 7/7.0 | 2 | 0 | 3 | 1 | 10/10.0 |
| Syracuse | 1-1 | 34 | 3-9 | 0-2 | 4-4 | 7/7.0 | 6 | 2 | 1 | 1 | 10/10.0 |
| Villanova | 1-1 | 28 | 2-5 | 1-2 | 0-0 | 0/0.0 | 1 | 2 | 0 | 0 | 5/5.0 |
| West Virginia | 1-1 | 32 | 4-11 | 1-6 | 0-0 | 6/6.0 | 0 | 4 | 0 | 0 | 9/9.0 |

Career Statistics

| Season | GP-GS | Min | Avg | FG-A | Pct | 3FG-A | Pct | FT-A | Pct | O-D-TOT | Avg | PF-FO | Ast | TO | Blk | Stl | Pts | Avg |
|--------------|--------------|-------------|-------------|----------------|-------------|---------------|-------------|----------------|-------------|------------------------------------|------------|--------------|------------|------------|-----------|-----------|------------|------------|
| 2007-08 | 32-8 | 700 | 21.9 | 84-225 | .373 | 26-83 | .313 | 78-112 | .696 | 42-79-121 | 3.8 | 78-3 | 44 | 48 | 21 | 31 | 272 | 8.5 |
| 2008-09 | | | | | | | | | | Sat Out Due To NCAA Transfer Rules | | | | | | | | |
| 2009-10 | | | | | | | | | | Did Not Play Due To Injury | | | | | | | | |
| 2010-11 | 33-33 | 1008 | 30.5 | 115-269 | .428 | 34-102 | .333 | 55-86 | .640 | 33-125-158 | 4.8 | 63-0 | 61 | 51 | 10 | 16 | 319 | 9.7 |
| 2011-12 | 4-4 | 138 | 34.5 | 19-48 | .396 | 9-24 | .375 | 5-8 | .625 | 3-18-21 | 5.3 | 12-0 | 6 | 8 | 0 | 3 | 52 | 13.0 |
| TOTAL | 69-45 | 1846 | 26.8 | 218-542 | .402 | 69-209 | .330 | 138-206 | .670 | 78-222-300 | 4.3 | 153-3 | 111 | 107 | 31 | 50 | 643 | 9.3 |

Career BIG EAST Statistics

| Season | GP-GS | Min | Avg | FG-A | Pct | 3FG-A | Pct | FT-A | Pct | O-D-TOT | Avg | PF-FO | Ast | TO | Blk | Stl | Pts | Avg |
|--------------|--------------|------------|-------------|---------------|-------------|--------------|-------------|--------------|-------------|------------------------------------|------------|-------------|-----------|-----------|----------|----------|------------|------------|
| 2008-09 | | | | | | | | | | Sat Out Due To NCAA Transfer Rules | | | | | | | | |
| 2009-10 | | | | | | | | | | Did Not Play Due To Injury | | | | | | | | |
| 2010-11 | 18-18 | 593 | 32.9 | 60-151 | .397 | 19-57 | .333 | 31-49 | .633 | 18-73-91 | 5.1 | 38-0 | 33 | 32 | 7 | 9 | 170 | 9.4 |
| 2011-12 | 0-0 | 0 | 0.0 | 0-0 | .000 | 0-0 | .000 | 0-0 | .000 | 0-0-0 | 0.0 | 0-0 | 0 | 0 | 0 | 0 | 0 | 0.0 |
| TOTAL | 18-18 | 593 | 32.9 | 60-151 | .397 | 19-57 | .333 | 31-49 | .633 | 18-73-91 | 5.1 | 38-0 | 33 | 32 | 7 | 9 | 170 | 9.4 |



21 Tim Abromaitis | Graduate Student • Forward 6-8 • 236 Unionville, Conn. • Farmington

Career Games With:

| | |
|----------------------------|-----|
| Double Figure Points | 57 |
| 20-Plus Points..... | 21 |
| 30-Plus Points..... | 3 |
| 10-Plus Rebounds..... | 4 |
| 10-Plus Assists | N/A |
| Double-Double | 3 |

Season and Career Bests

| | | | |
|---------------------------------------|-----------|------------------------------------|-----------|
| Points | Season -- | FG's | Season -- |
| Career 31 (vs. UCF 12/6/09) | | Career 11 (on two occasions) | |
| Rebounds | Season -- | 3PT FG's | Season -- |
| Career 11 (on two occasions) | | Career 9 (vs. Villanova 2/28/11) | |
| Assists | Season -- | FT's | Season -- |
| Career 7 (vs. Chicago State 11/17/10) | | Career 12 (vs. Seton Hall 2/11/10) | |
| Steals | Season -- | Minutes | Season -- |
| Career 3 (vs. DePaul 2/3/11) | | Career 46 (vs. Georgia 11/25/10) | |
| Blocks | Season -- | | |
| Career 2 (on four occasions) | | | |

2011-12 Honors, Awards & Accomplishments

- Preseason All-BIG EAST First Team
- John R. Wooden Award Preseason Top 50 List
- Naismith Trophy Preseason Watch List
- Lowe's Senior CLASS Award Candidate
- Team Captain

Game-By-Game Stats

| | Start | FG-A | 3P-A | FT-A | Reb | PF | TP | A | TO | BK | S | Min |
|--------------------------|-------|------|------|------|-----|----|----|---|----|----|---|-----|
| Mississippi Valley State | | | | | DNP | | | | | | | |
| Detroit | | | | | DNP | | | | | | | |
| Sam Houston State | | | | | DNP | | | | | | | |
| Delaware State | | | | | DNP | | | | | | | |
| Missouri | | | | | | | | | | | | |
| California/Georgia | | | | | | | | | | | | |
| Bryant | | | | | | | | | | | | |
| Gonzaga | | | | | | | | | | | | |
| Maryland | | | | | | | | | | | | |
| Maine | | | | | | | | | | | | |
| Dartmouth | | | | | | | | | | | | |
| Indiana | | | | | | | | | | | | |
| Sacred Heart | | | | | | | | | | | | |
| Pittsburgh | | | | | | | | | | | | |
| Cincinnati | | | | | | | | | | | | |
| Louisville | | | | | | | | | | | | |
| South Florida | | | | | | | | | | | | |
| Connecticut | | | | | | | | | | | | |
| Rutgers | | | | | | | | | | | | |
| Syracuse | | | | | | | | | | | | |
| Seton Hall | | | | | | | | | | | | |
| Connecticut | | | | | | | | | | | | |
| Marquette | | | | | | | | | | | | |
| West Virginia | | | | | | | | | | | | |
| DePaul | | | | | | | | | | | | |
| Rutgers | | | | | | | | | | | | |
| Villanova | | | | | | | | | | | | |
| West Virginia | | | | | | | | | | | | |
| St. John's | | | | | | | | | | | | |
| Georgetown | | | | | | | | | | | | |
| Providence | | | | | | | | | | | | |

Career Stats vs. The BIG EAST

| Opponent | GP-GS | Min. | FG-A | 3PT-A | FT-A | Reb. | A | PF | B | S | Pts. |
|---------------|-------|------|-------|-------|-------|--------|---|----|---|---|---------|
| Cincinnati | 4-4 | 127 | 21-42 | 10-17 | 15-20 | 23/5.8 | 9 | 13 | 1 | 4 | 67/16.8 |
| Connecticut | 4-3 | 147 | 18-42 | 6-20 | 6-12 | 22/5.5 | 4 | 7 | 1 | 4 | 48/12.0 |
| DePaul | 2-2 | 62 | 13-25 | 6-12 | 11-12 | 10/5.0 | 4 | 3 | 0 | 4 | 43/21.5 |
| Georgetown | 3-2 | 75 | 13-31 | 6-16 | 9-9 | 8/2.7 | 4 | 3 | 2 | 2 | 41/13.7 |
| Louisville | 3-3 | 130 | 22-41 | 5-11 | 19-20 | 16/5.3 | 5 | 7 | 2 | 1 | 68/22.7 |
| Marquette | 4-3 | 110 | 12-32 | 3-14 | 9-11 | 17/4.3 | 4 | 6 | 0 | 1 | 36/9.0 |
| Pittsburgh | 3-3 | 102 | 7-15 | 3-6 | 9-10 | 9/3.0 | 1 | 3 | 3 | 0 | 26/8.7 |
| Providence | 2-2 | 62 | 19-30 | 9-15 | 3-6 | 12/6.0 | 2 | 2 | 0 | 2 | 50/25.0 |
| Rutgers | 2-2 | 72 | 10-21 | 4-11 | 3-4 | 18/9.0 | 3 | 5 | 0 | 0 | 27/13.5 |
| St. John's | 3-3 | 113 | 15-31 | 7-15 | 9-11 | 18/6.0 | 5 | 8 | 0 | 3 | 46/15.3 |
| Seton Hall | 4-3 | 116 | 11-29 | 7-16 | 20-24 | 22/5.5 | 4 | 5 | 0 | 1 | 49/12.3 |
| USF | 3-3 | 91 | 12-24 | 5-11 | 1-1 | 11/3.7 | 6 | 5 | 1 | 3 | 30/10.0 |
| Syracuse | 2-2 | 76 | 16-32 | 8-17 | 1-3 | 9/4.5 | 5 | 7 | 1 | 1 | 41/20.5 |
| Villanova | 2-2 | 74 | 13-30 | 11-21 | 9-12 | 9/4.5 | 6 | 6 | 0 | 0 | 46/23.0 |
| West Virginia | 3-3 | 98 | 8-23 | 4-12 | 13-17 | 15/5.0 | 4 | 11 | 1 | 2 | 33/11.0 |

Career Statistics

| Season | GP-GS | Min | Avg | FG-A | Pct | 3FG-A | Pct | FT-A | Pct | O-D-TOT | Avg | PF-FO | Ast | TO | Blk | Stl | Pts | Avg |
|--------------|--------------|-------------|-------------|----------------|-------------|----------------|-------------|----------------|-------------|-------------------|------------|--------------|------------|-----------|-----------|-----------|-------------|-------------|
| 2007-08 | 12-0 | 40 | 3.3 | 6-21 | .286 | 1-8 | .125 | 7-7 | 1.000 | 5-7-12 | 1.0 | 5-0 | 3 | 4 | 1 | 1 | 20 | 1.7 |
| 2008-09 | | | | | | | | | | Did Not Play | | | | | | | | |
| 2009-10 | 35-26 | 1104 | 31.5 | 183-370 | .495 | 81-189 | .429 | 117-134 | .873 | 43-123-166 | 4.7 | 76-1 | 52 | 42 | 11 | 17 | 564 | 16.1 |
| 2010-11 | 34-34 | 1162 | 34.2 | 169-371 | .456 | 78-182 | .429 | 109-139 | .784 | 45-161-206 | 6.1 | 66-1 | 61 | 52 | 15 | 26 | 525 | 15.4 |
| 2011-12 | 0-0 | 0 | 0.0 | 0-0 | .000 | 0-0 | .000 | 0-0 | .000 | 0-0-0 | 0.0 | 0-0 | 0 | 0 | 0 | 0 | 0 | 0.0 |
| TOTAL | 81-60 | 2306 | 28.5 | 358-762 | .470 | 160-379 | .422 | 233-280 | .832 | 93-291-384 | 4.7 | 147-2 | 116 | 98 | 27 | 44 | 1109 | 13.7 |

Career BIG EAST Statistics

| Season | GP-GS | Min | Avg | FG-A | Pct | 3FG-A | Pct | FT-A | Pct | O-D-TOT | Avg | PF-FO | Ast | TO | Blk | Stl | Pts | Avg |
|--------------|--------------|-------------|-------------|----------------|-------------|---------------|-------------|----------------|-------------|-------------------|------------|-------------|-----------|-----------|-----------|-----------|------------|-------------|
| 2007-08 | 3-0 | 5 | 1.7 | 1-2 | .500 | 0-1 | .000 | 2-2 | 1.000 | 0-0-0 | 0.0 | 1-0 | 1 | 1 | 0 | 0 | 4 | 1.3 |
| 2008-09 | | | | | | | | | | Did Not Play | | | | | | | | |
| 2009-10 | 18-17 | 647 | 35.9 | 102-217 | .470 | 45-109 | .413 | 78-90 | .867 | 28-74-102 | 5.7 | 37-1 | 34 | 25 | 6 | 9 | 327 | 18.2 |
| 2010-11 | 18-18 | 632 | 35.1 | 89-188 | .473 | 43-91 | .473 | 43-61 | .705 | 22-75-97 | 5.4 | 39-1 | 24 | 32 | 5 | 16 | 264 | 14.7 |
| 2011-12 | 0-0 | 0 | 0.0 | 0-0 | .000 | 0-0 | .000 | 0-0 | .000 | 0-0-0 | 0.0 | 0-0 | 0 | 0 | 0 | 0 | 0 | 0.0 |
| TOTAL | 39-35 | 1284 | 32.9 | 192-407 | .472 | 88-201 | .438 | 123-153 | .804 | 50-149-199 | 5.1 | 77-2 | 59 | 58 | 11 | 25 | 595 | 15.3 |



22 Jerian Grant | Sophomore • Guard 6-5 • 195 Bowie, Md. • DeMatha

Career Games With:

| | |
|----------------------------|-----|
| Double Figure Points | 4 |
| 20-Plus Points..... | N/A |
| 30-Plus Points..... | N/A |
| 10-Plus Rebounds..... | N/A |
| 10-Plus Assists | N/A |
| Double-Double | N/A |

2011-12 Honors, Awards & Accomplishments

- Played in first game and recorded first start as member of the Irish in season opener against Mississippi Valley State (11/12/11)
- Had breakout game against Sam Houston State (11/16/11), setting career marks in points (17), rebounds (6), assists (7) and FG's (6)
- Matched career high in points (17) and 3FG's (3) and set career-high in FT's (6) and minutes (39) while tallying first career block against Delaware State (11/18/11)

Season and Career Bests

| | | | |
|-----------------|---|-----------------|---|
| Points | 17 (on two occasions) Career 17 (on two occasions) | FG's | 6 (vs. Sam Houston 11/16/11) Career 6 (vs. Sam Houston 11/16/11) |
| Rebounds | 6 (vs. Sam Houston 11/16/11) Career 6 (vs. Sam Houston 11/16/11) | 3PT FG's | 3 (on two occasions) Career 3 (on two occasions) |
| Assists | 7 (vs. Sam Houston 11/16/11) Career 7 (vs. Sam Houston 11/16/11) | FT's | 6 (vs. Delaware St. 11/18/11) Career 6 (vs. Delaware St. 11/18/11) |
| Steals | 2 (on two occasions) Career 2 (on two occasions) | Minutes | 39 (vs. Delaware St. 11/18/11) Career 39 (vs. Delaware St. 11/18/11) |
| Blocks | 1 (vs. Delaware St. 11/18/11) Career 1 (vs. Delaware St. 11/18/11) | | |

Game-By-Game Stats

| | Start | FG-A | 3P-A | FT-A | Reb | PF | TP | A | TO | BK | S | Min |
|--------------------------|-------|------|------|------|-----|----|----|---|----|----|---|-----|
| Mississippi Valley State | * | 4-7 | 2-3 | 1-1 | 2 | 1 | 11 | 5 | 1 | 0 | 2 | 33 |
| Detroit | * | 4-10 | 3-6 | 0-0 | 2 | 0 | 11 | 3 | 1 | 0 | 1 | 30 |
| Sam Houston State | * | 6-6 | 1-1 | 4-7 | 6 | 0 | 17 | 7 | 1 | 0 | 2 | 36 |
| Delaware State | * | 4-6 | 3-3 | 6-8 | 4 | 3 | 17 | 6 | 2 | 1 | 1 | 39 |
| Missouri | | | | | | | | | | | | |
| California/Georgia | | | | | | | | | | | | |
| Bryant | | | | | | | | | | | | |
| Gonzaga | | | | | | | | | | | | |
| Maryland | | | | | | | | | | | | |
| Maine | | | | | | | | | | | | |
| Dartmouth | | | | | | | | | | | | |
| Indiana | | | | | | | | | | | | |
| Sacred Heart | | | | | | | | | | | | |
| Pittsburgh | | | | | | | | | | | | |
| Cincinnati | | | | | | | | | | | | |
| Louisville | | | | | | | | | | | | |
| South Florida | | | | | | | | | | | | |
| Connecticut | | | | | | | | | | | | |
| Rutgers | | | | | | | | | | | | |
| Syracuse | | | | | | | | | | | | |
| Seton Hall | | | | | | | | | | | | |
| Connecticut | | | | | | | | | | | | |
| Marquette | | | | | | | | | | | | |
| West Virginia | | | | | | | | | | | | |
| DePaul | | | | | | | | | | | | |
| Rutgers | | | | | | | | | | | | |
| Villanova | | | | | | | | | | | | |
| West Virginia | | | | | | | | | | | | |
| St. John's | | | | | | | | | | | | |
| Georgetown | | | | | | | | | | | | |
| Providence | | | | | | | | | | | | |

Career Stats vs. The BIG EAST

| Opponent | GP-GS | Min. | FG-A | 3PT-A | FT-A | Reb. | A | PF | B | S | Pts. |
|---------------|-------|------|------|-------|------|-------|---|----|---|---|-------|
| Cincinnati | 0-0 | 0 | 0-0 | 0-0 | 0-0 | 0/0.0 | 0 | 0 | 0 | 0 | 0/0.0 |
| Connecticut | 0-0 | 0 | 0-0 | 0-0 | 0-0 | 0/0.0 | 0 | 0 | 0 | 0 | 0/0.0 |
| DePaul | 0-0 | 0 | 0-0 | 0-0 | 0-0 | 0/0.0 | 0 | 0 | 0 | 0 | 0/0.0 |
| Georgetown | 0-0 | 0 | 0-0 | 0-0 | 0-0 | 0/0.0 | 0 | 0 | 0 | 0 | 0/0.0 |
| Louisville | 0-0 | 0 | 0-0 | 0-0 | 0-0 | 0/0.0 | 0 | 0 | 0 | 0 | 0/0.0 |
| Marquette | 0-0 | 0 | 0-0 | 0-0 | 0-0 | 0/0.0 | 0 | 0 | 0 | 0 | 0/0.0 |
| Pittsburgh | 0-0 | 0 | 0-0 | 0-0 | 0-0 | 0/0.0 | 0 | 0 | 0 | 0 | 0/0.0 |
| Providence | 0-0 | 0 | 0-0 | 0-0 | 0-0 | 0/0.0 | 0 | 0 | 0 | 0 | 0/0.0 |
| Rutgers | 0-0 | 0 | 0-0 | 0-0 | 0-0 | 0/0.0 | 0 | 0 | 0 | 0 | 0/0.0 |
| St. John's | 0-0 | 0 | 0-0 | 0-0 | 0-0 | 0/0.0 | 0 | 0 | 0 | 0 | 0/0.0 |
| Seton Hall | 0-0 | 0 | 0-0 | 0-0 | 0-0 | 0/0.0 | 0 | 0 | 0 | 0 | 0/0.0 |
| USF | 0-0 | 0 | 0-0 | 0-0 | 0-0 | 0/0.0 | 0 | 0 | 0 | 0 | 0/0.0 |
| Syracuse | 0-0 | 0 | 0-0 | 0-0 | 0-0 | 0/0.0 | 0 | 0 | 0 | 0 | 0/0.0 |
| Villanova | 0-0 | 0 | 0-0 | 0-0 | 0-0 | 0/0.0 | 0 | 0 | 0 | 0 | 0/0.0 |
| West Virginia | 0-0 | 0 | 0-0 | 0-0 | 0-0 | 0/0.0 | 0 | 0 | 0 | 0 | 0/0.0 |

Career Statistics

| Season | GP-GS | Min | Avg | FG-A | Pct | 3FG-A | Pct | FT-A | Pct | O-D-TOT | Avg | PF-FO | Ast | TO | Blk | Stl | Pts | Avg | |
|--------------|------------|------------|-------------|--------------|-------------|-------------|-------------|--------------|-------------|----------------|------------|------------|-----------|----------|----------|----------|-----------|-------------|--|
| 2010-11 | | | | | | | | | | Did Not Play | | | | | | | | | |
| 2011-12 | 4-4 | 138 | 34.5 | 18-29 | .621 | 9-13 | .692 | 11-16 | .688 | 2-12-14 | 3.5 | 4-0 | 21 | 5 | 1 | 6 | 56 | 14.0 | |
| TOTAL | 4-4 | 138 | 34.5 | 18-29 | .621 | 9-13 | .692 | 11-16 | .688 | 2-12-14 | 3.5 | 4-0 | 21 | 5 | 1 | 6 | 56 | 14.0 | |

Career BIG EAST Statistics

| Season | GP-GS | Min | Avg | FG-A | Pct | 3FG-A | Pct | FT-A | Pct | O-D-TOT | Avg | PF-FO | Ast | TO | Blk | Stl | Pts | Avg | |
|--------------|------------|----------|------------|------------|-------------|------------|-------------|------------|-------------|--------------|------------|------------|----------|----------|----------|----------|----------|------------|--|
| 2010-11 | | | | | | | | | | Did Not Play | | | | | | | | | |
| 2011-12 | 0-0 | 0 | 0.0 | 0-0 | .000 | 0-0 | .000 | 0-0 | .000 | 0-0-0 | 0.0 | 0-0 | 0 | 0 | 0 | 0 | 0 | 0.0 | |
| TOTAL | 0-0 | 0 | 0.0 | 0-0 | .000 | 0-0 | .000 | 0-0 | .000 | 0-0-0 | 0.0 | 0-0 | 0 | 0 | 0 | 0 | 0 | 0.0 | |



24 Pat Connaughton | Freshman • Guard/Forward 6-5 • 206 Arlington, Mass. • St. John's Prep

Career Games With:

| | |
|----------------------------|-----|
| Double Figure Points | 2 |
| 20-Plus Points | 1 |
| 30-Plus Points | N/A |
| 10-Plus Rebounds | N/A |
| 10-Plus Assists | N/A |
| Double-Double | N/A |

2011-12 Honors, Awards & Accomplishments

- Recorded career high in rebounds (9) against Detroit (11/14/11)
- Set early career bests in points (24), steals (2), FG's (9) and 3FG's (6) against Sam Houston State (11/16/11)
- The six three's against SHSU were most by Irish freshman since Chris Thomas hit six against UConn on March 8, 2002 and the 24 points were most by a freshman since Torin Francis scored 25 against Arizona on March 27, 2003
- Played career-high 36 minutes against Delaware State (11/18/11) in first career start of Irish career

Season and Career Bests

| | | | |
|-----------------|--|-----------------|--|
| Points | Season 24 (vs. Sam Houston 11/16/11) Career 24 (vs. Sam Houston 11/16/11) | FG's | Season 9 (vs. Sam Houston 11/16/11) Career 9 (vs. Sam Houston 11/16/11) |
| Rebounds | Season 9 (vs. Detroit 11/14/11) Career 9 (vs. Detroit 11/14/11) | 3PT FG's | Season 6 (vs. Sam Houston 11/16/11) Career 6 (vs. Sam Houston 11/16/11) |
| Assists | Season 2 (vs. Delaware St. 11/18/11) Career 2 (vs. Delaware St. 11/18/11) | FT's | Season 2 (on three occasions) Career 2 (on three occasions) |
| Steals | Season 2 (vs. Sam Houston 11/16/11) Career 2 (vs. Sam Houston 11/16/11) | Minutes | Season 36 (vs. Delaware St. 11/18/11) Career 36 (vs. Delaware St. 11/18/11) |
| Blocks | Season -- Career -- | | |

Game-By-Game Stats

| | Start | FG-A | 3P-A | FT-A | Reb | PF | TP | A | TO | BK | S | Min |
|--------------------------|-------|------|------|------|-----|----|----|---|----|----|---|-----|
| Mississippi Valley State | | 0-4 | 0-2 | 2-2 | 4 | 1 | 2 | 0 | 0 | 0 | 0 | 15 |
| Detroit | | 4-5 | 0-1 | 2-3 | 9 | 2 | 10 | 0 | 1 | 0 | 0 | 20 |
| Sam Houston State | | 9-14 | 6-10 | 0-1 | 5 | 1 | 24 | 1 | 1 | 0 | 2 | 33 |
| Delaware State | * | 3-9 | 1-3 | 2-2 | 7 | 1 | 9 | 2 | 2 | 0 | 0 | 36 |
| Missouri | | | | | | | | | | | | |
| California/Georgia | | | | | | | | | | | | |
| Bryant | | | | | | | | | | | | |
| Gonzaga | | | | | | | | | | | | |
| Maryland | | | | | | | | | | | | |
| Maine | | | | | | | | | | | | |
| Dartmouth | | | | | | | | | | | | |
| Indiana | | | | | | | | | | | | |
| Sacred Heart | | | | | | | | | | | | |
| Pittsburgh | | | | | | | | | | | | |
| Cincinnati | | | | | | | | | | | | |
| Louisville | | | | | | | | | | | | |
| South Florida | | | | | | | | | | | | |
| Connecticut | | | | | | | | | | | | |
| Rutgers | | | | | | | | | | | | |
| Syracuse | | | | | | | | | | | | |
| Seton Hall | | | | | | | | | | | | |
| Connecticut | | | | | | | | | | | | |
| Marquette | | | | | | | | | | | | |
| West Virginia | | | | | | | | | | | | |
| DePaul | | | | | | | | | | | | |
| Rutgers | | | | | | | | | | | | |
| Villanova | | | | | | | | | | | | |
| West Virginia | | | | | | | | | | | | |
| St. John's | | | | | | | | | | | | |
| Georgetown | | | | | | | | | | | | |
| Providence | | | | | | | | | | | | |

Career Stats vs. The BIG EAST


| Opponent | GP-GS | Min. | FG-A | 3PT-A | FT-A | Reb. | A | PF | B | S | Pts. |
|---------------|-------|------|------|-------|------|-------|---|----|---|---|-------|
| Cincinnati | 0-0 | 0 | 0-0 | 0-0 | 0-0 | 0/0.0 | 0 | 0 | 0 | 0 | 0/0.0 |
| Connecticut | 0-0 | 0 | 0-0 | 0-0 | 0-0 | 0/0.0 | 0 | 0 | 0 | 0 | 0/0.0 |
| DePaul | 0-0 | 0 | 0-0 | 0-0 | 0-0 | 0/0.0 | 0 | 0 | 0 | 0 | 0/0.0 |
| Georgetown | 0-0 | 0 | 0-0 | 0-0 | 0-0 | 0/0.0 | 0 | 0 | 0 | 0 | 0/0.0 |
| Louisville | 0-0 | 0 | 0-0 | 0-0 | 0-0 | 0/0.0 | 0 | 0 | 0 | 0 | 0/0.0 |
| Marquette | 0-0 | 0 | 0-0 | 0-0 | 0-0 | 0/0.0 | 0 | 0 | 0 | 0 | 0/0.0 |
| Pittsburgh | 0-0 | 0 | 0-0 | 0-0 | 0-0 | 0/0.0 | 0 | 0 | 0 | 0 | 0/0.0 |
| Providence | 0-0 | 0 | 0-0 | 0-0 | 0-0 | 0/0.0 | 0 | 0 | 0 | 0 | 0/0.0 |
| Rutgers | 0-0 | 0 | 0-0 | 0-0 | 0-0 | 0/0.0 | 0 | 0 | 0 | 0 | 0/0.0 |
| St. John's | 0-0 | 0 | 0-0 | 0-0 | 0-0 | 0/0.0 | 0 | 0 | 0 | 0 | 0/0.0 |
| Seton Hall | 0-0 | 0 | 0-0 | 0-0 | 0-0 | 0/0.0 | 0 | 0 | 0 | 0 | 0/0.0 |
| USF | 0-0 | 0 | 0-0 | 0-0 | 0-0 | 0/0.0 | 0 | 0 | 0 | 0 | 0/0.0 |
| Syracuse | 0-0 | 0 | 0-0 | 0-0 | 0-0 | 0/0.0 | 0 | 0 | 0 | 0 | 0/0.0 |
| Villanova | 0-0 | 0 | 0-0 | 0-0 | 0-0 | 0/0.0 | 0 | 0 | 0 | 0 | 0/0.0 |
| West Virginia | 0-0 | 0 | 0-0 | 0-0 | 0-0 | 0/0.0 | 0 | 0 | 0 | 0 | 0/0.0 |

Career Statistics

| Season | GP-GS | Min | Avg | FG-A | Pct | 3FG-A | Pct | FT-A | Pct | O-D-TOT | Avg | PF-FO | Ast | TO | Blk | Stl | Pts | Avg |
|--------------|------------|------------|-------------|--------------|-------------|-------------|-------------|------------|-------------|----------------|------------|------------|----------|----------|----------|----------|-----------|-------------|
| 2011-12 | 4-1 | 104 | 26.0 | 16-32 | .500 | 7-16 | .438 | 6-8 | .750 | 3-22-25 | 6.3 | 5-0 | 3 | 4 | 0 | 2 | 45 | 11.3 |
| TOTAL | 4-1 | 104 | 26.0 | 16-32 | .500 | 7-16 | .438 | 6-8 | .750 | 3-22-25 | 6.3 | 5-0 | 3 | 4 | 0 | 2 | 45 | 11.3 |

Career BIG EAST Statistics

| Season | GP-GS | Min | Avg | FG-A | Pct | 3FG-A | Pct | FT-A | Pct | O-D-TOT | Avg | PF-FO | Ast | TO | Blk | Stl | Pts | Avg |
|--------------|------------|----------|------------|------------|-------------|------------|-------------|------------|-------------|--------------|------------|------------|----------|----------|----------|----------|----------|------------|
| 2011-12 | 0-0 | 0 | 0.0 | 0-0 | .000 | 0-0 | .000 | 0-0 | .000 | 0-0-0 | 0.0 | 0-0 | 0 | 0 | 0 | 0 | 0 | 0.0 |
| TOTAL | 0-0 | 0 | 0.0 | 0-0 | .000 | 0-0 | .000 | 0-0 | .000 | 0-0-0 | 0.0 | 0-0 | 0 | 0 | 0 | 0 | 0 | 0.0 |



25 Tom Knight | Junior • Forward 6-9 • 250 Dixfield, Maine • Dirigo

Career Games With:

| | |
|----------------------------|-----|
| Double Figure Points | N/A |
| 20-Plus Points | N/A |
| 30-Plus Points | N/A |
| 10-Plus Rebounds..... | N/A |
| 10-Plus Assists | N/A |
| Double-Double | N/A |

2011-12 Honors, Awards & Accomplishments

•Matched career best in points (7), while setting career marks in assists (2), steals (2) and minutes (19) against Sam Houston State (11/16/11)

Season and Career Bests

| | | | |
|-----------------|------------------------------|-----------------|-------------------------------|
| Points | | FG's | |
| Season | 7 (vs. Sam Houston 11/16/11) | Season | 3 (on two occasions) |
| Career | 7 (on three occasions) | Career | 3 (on four occasions) |
| Rebounds | | 3PT FG's | |
| Season | 2 (vs. MVSU 11/12/11) | Season | -- |
| Career | 5 (vs. UMBC 12/22/10) | Career | -- |
| Assists | | FT's | |
| Season | 2 (vs. Sam Houston 11/16/11) | Season | 1 (vs. Sam Houston 11/16/11) |
| Career | 2 (vs. Sam Houston 11/16/11) | Career | 1 (on three occasions) |
| Steals | | Minutes | |
| Season | 2 (vs. Sam Houston 11/16/11) | Season | 19 (vs. Sam Houston 11/16/11) |
| Career | 2 (vs. Sam Houston 11/16/11) | Career | 19 (vs. Sam Houston 11/16/11) |
| Blocks | | | |
| Season | -- | | |
| Career | 1 (on two occasions) | | |

Game-By-Game Stats

| | Start | FG-A | 3P-A | FT-A | Reb | PF | TP | A | TO | BK | S | Min |
|--------------------------|-------|------|------|------|-----|----|----|---|----|----|---|-----|
| Mississippi Valley State | | 0-0 | 0-0 | 0-0 | 2 | 0 | 0 | 0 | 0 | 0 | 0 | 5 |
| Detroit | | 0-1 | 0-0 | 0-0 | 1 | 0 | 0 | 0 | 0 | 0 | 0 | 1 |
| Sam Houston State | | 3-7 | 0-0 | 1-2 | 1 | 1 | 7 | 2 | 0 | 0 | 2 | 19 |
| Delaware State | | 3-4 | 0-0 | 0-0 | 0 | 2 | 6 | 0 | 0 | 0 | 0 | 8 |
| Missouri | | | | | | | | | | | | |
| California/Georgia | | | | | | | | | | | | |
| Bryant | | | | | | | | | | | | |
| Gonzaga | | | | | | | | | | | | |
| Maryland | | | | | | | | | | | | |
| Maine | | | | | | | | | | | | |
| Dartmouth | | | | | | | | | | | | |
| Indiana | | | | | | | | | | | | |
| Sacred Heart | | | | | | | | | | | | |
| Pittsburgh | | | | | | | | | | | | |
| Cincinnati | | | | | | | | | | | | |
| Louisville | | | | | | | | | | | | |
| South Florida | | | | | | | | | | | | |
| Connecticut | | | | | | | | | | | | |
| Rutgers | | | | | | | | | | | | |
| Syracuse | | | | | | | | | | | | |
| Seton Hall | | | | | | | | | | | | |
| Connecticut | | | | | | | | | | | | |
| Marquette | | | | | | | | | | | | |
| West Virginia | | | | | | | | | | | | |
| DePaul | | | | | | | | | | | | |
| Rutgers | | | | | | | | | | | | |
| Villanova | | | | | | | | | | | | |
| West Virginia | | | | | | | | | | | | |
| St. John's | | | | | | | | | | | | |
| Georgetown | | | | | | | | | | | | |
| Providence | | | | | | | | | | | | |

Career Stats vs. The BIG EAST


| Opponent | GP-GS | Min. | FG-A | 3PT-A | FT-A | Reb. | A | PF | B | S | Pts. |
|---------------|-------|------|------|-------|------|-------|---|----|---|---|-------|
| Cincinnati | 1-0 | 4 | 1-1 | 0-0 | 0-0 | 0/0.0 | 0 | 1 | 0 | 0 | 2/2.0 |
| Connecticut | 0-0 | 0 | 0-0 | 0-0 | 0-0 | 0/0.0 | 0 | 0 | 0 | 0 | 0/0.0 |
| DePaul | 1-0 | 2 | 1-1 | 0-0 | 0-0 | 0/0.0 | 0 | 0 | 0 | 0 | 2/2.0 |
| Georgetown | 0-0 | 0 | 0-0 | 0-0 | 0-0 | 0/0.0 | 0 | 0 | 0 | 0 | 0/0.0 |
| Louisville | 0-0 | 0 | 0-0 | 0-0 | 0-0 | 0/0.0 | 0 | 0 | 0 | 0 | 0/0.0 |
| Marquette | 1-0 | 2 | 0-0 | 0-0 | 0-0 | 1/1.0 | 0 | 0 | 0 | 0 | 0/0.0 |
| Pittsburgh | 0-0 | 0 | 0-0 | 0-0 | 0-0 | 0/0.0 | 0 | 0 | 0 | 0 | 0/0.0 |
| Providence | 0-0 | 0 | 0-0 | 0-0 | 0-0 | 0/0.0 | 0 | 0 | 0 | 0 | 0/0.0 |
| Rutgers | 0-0 | 0 | 0-0 | 0-0 | 0-0 | 0/0.0 | 0 | 0 | 0 | 0 | 0/0.0 |
| St. John's | 1-0 | 0 | 0-0 | 0-0 | 0-0 | 0/0.0 | 0 | 0 | 0 | 0 | 0/0.0 |
| Seton Hall | 0-0 | 0 | 0-0 | 0-0 | 0-0 | 0/0.0 | 0 | 0 | 0 | 0 | 0/0.0 |
| USF | 1-0 | 5 | 0-2 | 0-0 | 0-0 | 0/0.0 | 0 | 0 | 0 | 0 | 0/0.0 |
| Syracuse | 1-0 | 0+ | 0-0 | 0-0 | 0-0 | 0/0.0 | 0 | 0 | 0 | 0 | 0/0.0 |
| Villanova | 1-0 | 1 | 0-0 | 0-0 | 0-0 | 1/1.0 | 1 | 1 | 0 | 0 | 0/0.0 |
| West Virginia | 0-0 | 0 | 0-0 | 0-0 | 0-0 | 0/0.0 | 0 | 0 | 0 | 0 | 0/0.0 |

Career Statistics

| Season | GP-GS | Min | Avg | FG-A | Pct | 3FG-A | Pct | FT-A | Pct | O-D-TOT | Avg | PF-FO | Ast | TO | Blk | Stl | Pts | Avg | |
|--------------|-------------|-----------|------------|--------------|-------------|------------|-------------|------------|-------------|----------------|------------|------------|----------|----------|----------|----------|-----------|------------|--|
| 2009-10 | | | | | | | | | | Did Not Play | | | | | | | | | |
| 2010-11 | 14-0 | 53 | 3.8 | 9-19 | .474 | 0-0 | .000 | 2-2 | 1.000 | 7-9-16 | 1.1 | 3-0 | 3 | 1 | 2 | 0 | 20 | 1.4 | |
| 2011-12 | 4-0 | 33 | 8.3 | 6-12 | .500 | 0-0 | .000 | 1-2 | .500 | 0-4-4 | 1.0 | 3-0 | 2 | 0 | 0 | 2 | 13 | 3.3 | |
| TOTAL | 18-0 | 86 | 4.8 | 15-31 | .484 | 0-0 | .000 | 3-4 | .750 | 7-13-20 | 1.1 | 6-0 | 5 | 1 | 2 | 2 | 33 | 1.8 | |

Career BIG EAST Statistics

| Season | GP-GS | Min | Avg | FG-A | Pct | 3FG-A | Pct | FT-A | Pct | O-D-TOT | Avg | PF-FO | Ast | TO | Blk | Stl | Pts | Avg | |
|--------------|------------|-----------|------------|------------|-------------|------------|-------------|------------|-------------|--------------|------------|------------|----------|----------|----------|----------|----------|------------|--|
| 2009-10 | | | | | | | | | | Did Not Play | | | | | | | | | |
| 2010-11 | 6-0 | 11 | 1.8 | 1-3 | .333 | 0-0 | .000 | 0-0 | .000 | 1-1-2 | 0.3 | 1-0 | 1 | 0 | 0 | 0 | 2 | 0.3 | |
| 2011-12 | 0-0 | 0 | 0.0 | 0-0 | .000 | 0-0 | .000 | 0-0 | .000 | 0-0-0 | 0.0 | 0-0 | 0 | 0 | 0 | 0 | 0 | 0.0 | |
| TOTAL | 6-0 | 11 | 1.8 | 1-3 | .333 | 0-0 | .000 | 0-0 | .000 | 1-1-2 | 0.3 | 1-0 | 1 | 0 | 0 | 0 | 2 | 0.3 | |



32 Joey Brooks | Junior • Guard

6-6 • 220
Houston, Texas • Strake Jesuit Prep School

Career Games With:

| | |
|----------------------------|-----|
| Double Figure Points | 2 |
| 20-Plus Points..... | N/A |
| 30-Plus Points..... | N/A |
| 10-Plus Rebounds..... | N/A |
| 10-Plus Assists | N/A |
| Double-Double | N/A |

2011-12 Honors, Awards & Accomplishments

- First career start against Mississippi Valley State (11/12/11)
- Set career bests in points (13), rebounds (9), FT's (7) and minutes (35) in second career start against Detroit (11/14/11)

Season and Career Bests

| | | | |
|--|----------------------------------|----------------------------------|----------------------------------|
| Points | Season 13 (vs. Detroit 11/14/11) | FG's | Season 3 (on two occasions) |
| Career 13 (vs. Detroit 11/14/11) | Career 3 (on five occasions) | 3PT FG's | Season 1 (vs. MVSU 11/12/11) |
| Rebounds | Season 9 (vs. Detroit 11/14/11) | Career 1 (on six occasions) | FT's |
| Career 9 (vs. Detroit 11/14/11) | Career 7 (vs. Detroit 11/14/11) | Career 7 (vs. Detroit 11/14/11) | Minutes |
| Assists | Season 3 (vs. MVSU 11/12/11) | Career 7 (vs. Detroit 11/14/11) | Season 35 (vs. Detroit 11/14/11) |
| Career 3 (on two occasions) | Career 35 (vs. Detroit 11/14/11) | Career 35 (vs. Detroit 11/14/11) | Career 35 (vs. Detroit 11/14/11) |
| Steals | Season 2 (vs. Detroit 11/14/11) | | |
| Career 3 (vs. Georgia Southern 11/12/10) | | | |
| Blocks | Season -- | | |
| Career -- | | | |

Game-By-Game Stats

| | Start | FG-A | 3P-A | FT-A | Reb | PF | TP | A | TO | BK | S | Min |
|--------------------------|-------|------|------|------|-----|----|----|---|----|----|---|---------------|
| Mississippi Valley State | * | 3-6 | 1-2 | 2-4 | 4 | 1 | 9 | 3 | 2 | 0 | 0 | 29 |
| Detroit | * | 3-9 | 0-0 | 7-13 | 9 | 3 | 13 | 2 | 1 | 0 | 2 | 35 |
| Sam Houston State | * | 0-4 | 0-0 | 0-0 | 1 | 1 | 0 | 1 | 0 | 0 | 0 | 12 |
| Delaware State | | | | | | | | | | | | DNP - illness |
| Missouri | | | | | | | | | | | | |
| California/Georgia | | | | | | | | | | | | |
| Bryant | | | | | | | | | | | | |
| Gonzaga | | | | | | | | | | | | |
| Maryland | | | | | | | | | | | | |
| Maine | | | | | | | | | | | | |
| Dartmouth | | | | | | | | | | | | |
| Indiana | | | | | | | | | | | | |
| Sacred Heart | | | | | | | | | | | | |
| Pittsburgh | | | | | | | | | | | | |
| Cincinnati | | | | | | | | | | | | |
| Louisville | | | | | | | | | | | | |
| South Florida | | | | | | | | | | | | |
| Connecticut | | | | | | | | | | | | |
| Rutgers | | | | | | | | | | | | |
| Syracuse | | | | | | | | | | | | |
| Seton Hall | | | | | | | | | | | | |
| Connecticut | | | | | | | | | | | | |
| Marquette | | | | | | | | | | | | |
| West Virginia | | | | | | | | | | | | |
| DePaul | | | | | | | | | | | | |
| Rutgers | | | | | | | | | | | | |
| Villanova | | | | | | | | | | | | |
| West Virginia | | | | | | | | | | | | |
| St. John's | | | | | | | | | | | | |
| Georgetown | | | | | | | | | | | | |
| Providence | | | | | | | | | | | | |

Career Stats vs. The BIG EAST

| Opponent | GP-GS | Min. | FG-A | 3PT-A | FT-A | Reb. | A | PF | B | S | Pts. |
|---------------|-------|------|------|-------|------|-------|---|----|---|---|--------|
| Cincinnati | 4-0 | 13 | 2-4 | 1-3 | 0-1 | 3/0.8 | 1 | 1 | 0 | 0 | 5/1.3 |
| Connecticut | 3-0 | 8 | 0-0 | 0-0 | 0-0 | 1/0.3 | 1 | 2 | 0 | 0 | 0/0.0 |
| DePaul | 2-0 | 11 | 0-0 | 0-0 | 2-2 | 1/0.5 | 0 | 0 | 0 | 0 | 2/1.0 |
| Georgetown | 0-0 | 0 | 0-0 | 0-0 | 0-0 | 0/0.0 | 0 | 0 | 0 | 0 | 0/0.0 |
| Louisville | 1-0 | 2 | 0-0 | 0-0 | 0-0 | 0/0.0 | 0 | 1 | 0 | 0 | 0/0.0 |
| Marquette | 2-0 | 18 | 1-2 | 0-0 | 1-4 | 1/0.5 | 0 | 3 | 0 | 2 | 3/1.5 |
| Pittsburgh | 0-0 | 0 | 0-0 | 0-0 | 0-0 | 0/0.0 | 0 | 0 | 0 | 0 | 0/0.0 |
| Providence | 1-0 | 0 | 0-0 | 0-0 | 0-0 | 0/0.0 | 0 | 0 | 0 | 0 | 0/0.0 |
| Rutgers | 2-0 | 5 | 0-1 | 0-0 | 0-0 | 0/0.0 | 0 | 0 | 0 | 1 | 0/0.0 |
| St. John's | 3-0 | 38 | 1-1 | 0-0 | 9-16 | 5/1.7 | 0 | 4 | 0 | 2 | 11/3.7 |
| Seton Hall | 2-0 | 8 | 1-1 | 0-0 | 1-2 | 0/0.0 | 0 | 2 | 0 | 1 | 3/1.5 |
| USF | 1-0 | 9 | 0-1 | 0-0 | 0-2 | 0/0.0 | 0 | 1 | 0 | 0 | 0/0.0 |
| Syracuse | 1-0 | 1 | 0-0 | 0-0 | 0-0 | 0/0.0 | 0 | 0 | 0 | 0 | 0/0.0 |
| Villanova | 2-0 | 8 | 1-2 | 0-0 | 0-0 | 0/0.0 | 1 | 0 | 0 | 1 | 2/1.0 |
| West Virginia | 2-0 | 11 | 2-3 | 1-1 | 0-0 | 1/0.5 | 0 | 1 | 0 | 0 | 5/2.5 |

Career Statistics

| Season | GP-GS | Min | Avg | FG-A | Pct | 3FG-A | Pct | FT-A | Pct | O-D-TOT | Avg | PF-FO | Ast | TO | Blk | Stl | Pts | Avg |
|--------------|-------------|------------|------------|--------------|-------------|-------------|-------------|--------------|-------------|-----------------|------------|-------------|-----------|-----------|----------|-----------|------------|------------|
| 2009-10 | 22-0 | 86 | 3.9 | 15-31 | .484 | 4-7 | .571 | 11-16 | .688 | 5-4-9 | 0.4 | 12-0 | 4 | 5 | 0 | 9 | 45 | 2.0 |
| 2010-11 | 27-0 | 205 | 7.6 | 12-34 | .353 | 1-13 | .077 | 17-37 | .459 | 7-22-29 | 1.1 | 25-1 | 11 | 15 | 0 | 10 | 42 | 1.6 |
| 2011-12 | 3-3 | 76 | 25.3 | 6-19 | .316 | 1-2 | .500 | 9-17 | .529 | 3-11-14 | 4.7 | 5-0 | 6 | 3 | 0 | 2 | 22 | 7.3 |
| TOTAL | 52-3 | 367 | 7.1 | 33-84 | .393 | 6-22 | .273 | 37-70 | .529 | 15-37-52 | 1.0 | 42-1 | 21 | 23 | 0 | 21 | 109 | 2.1 |

Career BIG EAST Statistics

| Season | GP-GS | Min | Avg | FG-A | Pct | 3FG-A | Pct | FT-A | Pct | O-D-TOT | Avg | PF-FO | Ast | TO | Blk | Stl | Pts | Avg |
|--------------|-------------|------------|------------|-------------|-------------|------------|-------------|--------------|-------------|----------------|------------|-------------|----------|----------|----------|----------|-----------|------------|
| 2009-10 | 11-0 | 39 | 3.5 | 5-8 | .625 | 2-2 | 1.000 | 3-4 | .750 | 0-3-3 | 0.3 | 5-0 | 2 | 1 | 0 | 3 | 15 | 1.4 |
| 2010-11 | 13-0 | 87 | 6.7 | 2-6 | .333 | 0-2 | .000 | 10-23 | .435 | 1-8-9 | 0.7 | 9-0 | 0 | 5 | 0 | 4 | 14 | 1.1 |
| 2011-12 | 0-0 | 0 | 0.0 | 0-0 | .000 | 0-0 | .000 | 0-0 | .000 | 0-0-0 | 0.0 | 0-0 | 0 | 0 | 0 | 0 | 0 | 0.0 |
| TOTAL | 24-0 | 126 | 5.3 | 7-14 | .500 | 2-4 | .500 | 13-27 | .481 | 1-11-12 | 0.5 | 14-0 | 2 | 6 | 0 | 7 | 29 | 1.2 |



33 Mike Broghammer | Junior • Forward

6-9 • 265
Orono, Minn. • Hopkins

Career Games With:

| | |
|---------------------------|-----|
| Double Figure Points..... | N/A |
| 20-Plus Points..... | N/A |
| 30-Plus Points..... | N/A |
| 10-Plus Rebounds..... | N/A |
| 10-Plus Assists..... | N/A |
| Double-Double..... | N/A |

2011-12 Honors, Awards & Accomplishments

- Tied career high with 11 minutes and set career high in assists with two against Sam Houston State (11/16/11)
- Set career highs in points (9), FG's (4), rebounds (5) and minutes (12) against Delaware State (11/18/11)

Season and Career Bests

| | | | |
|-----------------|-------------------------------|-----------------|--------------------------------|
| Points | 9 (vs. Delaware St. 11/18/11) | FG's | 4 (vs. Delaware St. 11/18/11) |
| Season | 9 (vs. Delaware St. 11/18/11) | Career | 4 (vs. Delaware St. 11/18/11) |
| Rebounds | 5 (vs. Delaware St. 11/18/11) | 3PT FG's | -- |
| Season | 5 (vs. Delaware St. 11/18/11) | Season | 1 (vs. Bucknell 12/22/09) |
| Career | 5 (vs. Delaware St. 11/18/11) | Career | 1 (vs. Bucknell 12/22/09) |
| Assists | 2 (vs. Sam Houston 11/16/11) | FT's | 1 (vs. Delaware St. 11/18/11) |
| Season | 2 (vs. Sam Houston 11/16/11) | Season | 1 (on seven occasions) |
| Career | 2 (vs. Sam Houston 11/16/11) | Career | 1 (on seven occasions) |
| Steals | 1 (vs. MVSU 11/12/11) | Minutes | 12 (vs. Delaware St. 11/18/11) |
| Season | 1 (vs. MVSU 11/12/11) | Season | 12 (vs. Delaware St. 11/18/11) |
| Career | 2 (vs. Louisville 2/17/10) | Career | 12 (vs. Delaware St. 11/18/11) |
| Blocks | 1 (on two occasions) | | |
| Season | 1 (on two occasions) | | |
| Career | 1 (on five occasions) | | |

Game-By-Game Stats

| | Start | FG-A | 3P-A | FT-A | Reb | PF | TP | A | TO | BK | S | Min |
|--------------------------|-------|------|------|------|-----|----|----|---|----|----|---|-----|
| Mississippi Valley State | 3-4 | 0-0 | 0-0 | 0-0 | 2 | 0 | 6 | 0 | 0 | 1 | 1 | 8 |
| Detroit | 0-1 | 0-0 | 0-2 | 0 | 0 | 0 | 0 | 0 | 0 | 0 | 0 | 1 |
| Sam Houston State | 1-1 | 0-0 | 0-0 | 0-0 | 2 | 1 | 2 | 2 | 1 | 1 | 0 | 11 |
| Delaware State | 4-5 | 0-0 | 1-2 | 5 | 3 | 9 | 1 | 1 | 0 | 0 | 0 | 12 |
| Missouri | | | | | | | | | | | | |
| California/Georgia | | | | | | | | | | | | |
| Bryant | | | | | | | | | | | | |
| Gonzaga | | | | | | | | | | | | |
| Maryland | | | | | | | | | | | | |
| Maine | | | | | | | | | | | | |
| Dartmouth | | | | | | | | | | | | |
| Indiana | | | | | | | | | | | | |
| Sacred Heart | | | | | | | | | | | | |
| Pittsburgh | | | | | | | | | | | | |
| Cincinnati | | | | | | | | | | | | |
| Louisville | | | | | | | | | | | | |
| South Florida | | | | | | | | | | | | |
| Connecticut | | | | | | | | | | | | |
| Rutgers | | | | | | | | | | | | |
| Syracuse | | | | | | | | | | | | |
| Seton Hall | | | | | | | | | | | | |
| Connecticut | | | | | | | | | | | | |
| Marquette | | | | | | | | | | | | |
| West Virginia | | | | | | | | | | | | |
| DePaul | | | | | | | | | | | | |
| Rutgers | | | | | | | | | | | | |
| Villanova | | | | | | | | | | | | |
| West Virginia | | | | | | | | | | | | |
| St. John's | | | | | | | | | | | | |
| Georgetown | | | | | | | | | | | | |
| Providence | | | | | | | | | | | | |

Career Stats vs. The BIG EAST

| Opponent | GP-GS | Min. | FG-A | 3PT-A | FT-A | Reb. | A | PF | B | S | Pts. |
|---------------|-------|------|------|-------|------|-------|---|----|---|---|-------|
| Cincinnati | 0-0 | 0 | 0-0 | 0-0 | 0-0 | 0/0.0 | 0 | 0 | 0 | 0 | 0/0.0 |
| Connecticut | 1-0 | 1 | 0-0 | 0-0 | 0-0 | 0/0.0 | 0 | 0 | 0 | 0 | 0/0.0 |
| DePaul | 0-0 | 0 | 0-0 | 0-0 | 0-0 | 0/0.0 | 0 | 0 | 0 | 0 | 0/0.0 |
| Georgetown | 0-0 | 0 | 0-0 | 0-0 | 0-0 | 0/0.0 | 0 | 0 | 0 | 0 | 0/0.0 |
| Louisville | 1-0 | 10 | 1-2 | 0-0 | 0-0 | 1/1.0 | 0 | 5 | 0 | 2 | 2/2.0 |
| Marquette | 1-0 | 2 | 1-1 | 0-0 | 0-0 | 0/0.0 | 0 | 0 | 0 | 0 | 2/2.0 |
| Pittsburgh | 1-0 | 3 | 0-1 | 0-0 | 0-0 | 0/0.0 | 0 | 0 | 0 | 0 | 0/0.0 |
| Providence | 0-0 | 0 | 0-0 | 0-0 | 0-0 | 0/0.0 | 0 | 0 | 0 | 0 | 0/0.0 |
| Rutgers | 0-0 | 0 | 0-0 | 0-0 | 0-0 | 0/0.0 | 0 | 0 | 0 | 0 | 0/0.0 |
| St. John's | 1-0 | 2 | 0-0 | 0-0 | 0-0 | 0/0.0 | 0 | 0 | 1 | 0 | 0/0.0 |
| Seton Hall | 0-0 | 0 | 0-0 | 0-0 | 0-0 | 0/0.0 | 0 | 0 | 0 | 0 | 0/0.0 |
| USF | 0-0 | 0 | 0-0 | 0-0 | 0-0 | 0/0.0 | 0 | 0 | 0 | 0 | 0/0.0 |
| Syracuse | 1-0 | 1 | 0-0 | 0-0 | 0-0 | 0/0.0 | 0 | 0 | 0 | 0 | 0/0.0 |
| Villanova | 0-0 | 0 | 0-0 | 0-0 | 0-0 | 0/0.0 | 0 | 0 | 0 | 0 | 0/0.0 |
| West Virginia | 0-0 | 0 | 0-0 | 0-0 | 0-0 | 0/0.0 | 0 | 0 | 0 | 0 | 0/0.0 |

Career Statistics

| Season | GP-GS | Min | Avg | FG-A | Pct | 3FG-A | Pct | FT-A | Pct | O-D-TOT | Avg | PF-FO | Ast | TO | Blk | Stl | Pts | Avg |
|--------------|-------------|------------|------------|--------------|-------------|------------|-------------|-------------|-------------|-----------------|------------|-------------|----------|----------|----------|----------|-----------|------------|
| 2009-10 | 13-0 | 71 | 5.5 | 10-22 | .455 | 1-4 | .250 | 3-7 | .429 | 8-6-14 | 1.1 | 13-1 | 2 | 4 | 1 | 4 | 24 | 1.8 |
| 2010-11 | 10-0 | 52 | 5.2 | 8-20 | .400 | 0-0 | .000 | 2-6 | .333 | 6-4-10 | 1.0 | 8-0 | 1 | 2 | 2 | 0 | 18 | 1.8 |
| 2011-12 | 4-0 | 32 | 8.0 | 8-11 | .727 | 0-0 | .000 | 1-4 | .250 | 5-4-9 | 2.3 | 4-0 | 3 | 2 | 2 | 1 | 17 | 4.3 |
| TOTAL | 27-0 | 155 | 5.7 | 26-53 | .491 | 1-4 | .250 | 6-17 | .353 | 19-14-33 | 1.2 | 25-1 | 6 | 8 | 5 | 5 | 59 | 2.2 |

Career BIG EAST Statistics

| Season | GP-GS | Min | Avg | FG-A | Pct | 3FG-A | Pct | FT-A | Pct | O-D-TOT | Avg | PF-FO | Ast | TO | Blk | Stl | Pts | Avg |
|--------------|------------|-----------|------------|------------|-------------|------------|-------------|------------|-------------|--------------|------------|------------|----------|----------|----------|----------|----------|------------|
| 2009-10 | 3-0 | 14 | 4.7 | 1-3 | .333 | 0-0 | .000 | 0-0 | .000 | 1-0-1 | 0.3 | 5-1 | 0 | 1 | 0 | 2 | 2 | 0.7 |
| 2010-11 | 3-0 | 5 | 1.7 | 1-1 | 1.000 | 0-0 | .000 | 0-0 | .000 | 0-0-0 | 0.0 | 0-0 | 0 | 0 | 0 | 0 | 2 | 0.7 |
| 2011-12 | 0-0 | 0 | 0.0 | 0-0 | .000 | 0-0 | .000 | 0-0 | .000 | 0-0-0 | 0.0 | 0-0 | 0 | 0 | 0 | 0 | 0 | 0.0 |
| TOTAL | 6-0 | 19 | 3.2 | 2-4 | .500 | 0-0 | .000 | 0-0 | .000 | 1-0-1 | 0.2 | 5-1 | 0 | 1 | 0 | 2 | 4 | 0.7 |



45 Jack Cooley | Junior • Forward

6-9 • 248
Glenview, Ill. • Glenbrook South

Career Games With:

| | |
|---------------------------|-----|
| Double Figure Points..... | 5 |
| 20-Plus Points..... | N/A |
| 30-Plus Points..... | N/A |
| 10-Plus Rebounds..... | 2 |
| 10-Plus Assists..... | N/A |
| Double-Double..... | 1 |

Season and Career Bests

| | | | |
|-----------------|--------------------------------|-----------------|--------------------------------|
| Points | 11 (vs. Delaware St. 11/18/11) | FG's | 3 (vs. Detroit 11/14/11) |
| Season | 18 (vs. USF 2/12/11) | Career | 9 (vs. USF 2/12/11) |
| Rebounds | 17 (vs. Delaware St. 11/18/11) | 3PT FG's | Season -- |
| Season | 17 (vs. Delaware St. 11/18/11) | Career | -- |
| Assists | 4 (vs. Sam Houston 11/16/11) | FT's | 7 (vs. Delaware St. 11/18/11) |
| Season | 4 (vs. Sam Houston 11/16/11) | Career | 7 (vs. Delaware St. 11/18/11) |
| Steals | 3 (vs. Sam Houston 11/16/11) | Minutes | 31 (vs. Delaware St. 11/18/11) |
| Season | 3 (vs. Sam Houston 11/16/11) | Career | 31 (vs. Delaware St. 11/18/11) |
| Blocks | 2 (vs. Detroit 11/14/11) | | |
| Season | 2 (on four occasions) | | |

2011-12 Honors, Awards & Accomplishments

- First career start versus Mississippi Valley State (11/12/11)
- Set career marks in assists (4) and steals (3) against Sam Houston State (11/16/11)
- Registered first career double-double with 11 points (including career-high 7 free throws) and a career-best 17 rebounds against Delaware State (11/18/11) in a career-high 31 minutes of action

Game-By-Game Stats

| | Start | FG-A | 3P-A | FT-A | Reb | PF | TP | A | TO | BK | S | Min |
|--------------------------|-------|------|------|------|-----|----|----|---|----|----|---|-----|
| Mississippi Valley State | * | 0-5 | 0-0 | 3-4 | 10 | 3 | 3 | 1 | 1 | 1 | 0 | 17 |
| Detroit | * | 3-3 | 0-0 | 1-1 | 8 | 4 | 7 | 2 | 4 | 2 | 0 | 22 |
| Sam Houston State | * | 2-3 | 0-0 | 2-4 | 6 | 3 | 6 | 4 | 3 | 1 | 3 | 24 |
| Delaware State | * | 2-7 | 0-0 | 7-8 | 17 | 2 | 11 | 1 | 2 | 0 | 0 | 31 |
| Missouri | | | | | | | | | | | | |
| California/Georgia | | | | | | | | | | | | |
| Bryant | | | | | | | | | | | | |
| Gonzaga | | | | | | | | | | | | |
| Maryland | | | | | | | | | | | | |
| Maine | | | | | | | | | | | | |
| Dartmouth | | | | | | | | | | | | |
| Indiana | | | | | | | | | | | | |
| Sacred Heart | | | | | | | | | | | | |
| Pittsburgh | | | | | | | | | | | | |
| Cincinnati | | | | | | | | | | | | |
| Louisville | | | | | | | | | | | | |
| South Florida | | | | | | | | | | | | |
| Connecticut | | | | | | | | | | | | |
| Rutgers | | | | | | | | | | | | |
| Syracuse | | | | | | | | | | | | |
| Seton Hall | | | | | | | | | | | | |
| Connecticut | | | | | | | | | | | | |
| Marquette | | | | | | | | | | | | |
| West Virginia | | | | | | | | | | | | |
| DePaul | | | | | | | | | | | | |
| Rutgers | | | | | | | | | | | | |
| Villanova | | | | | | | | | | | | |
| West Virginia | | | | | | | | | | | | |
| St. John's | | | | | | | | | | | | |
| Georgetown | | | | | | | | | | | | |
| Providence | | | | | | | | | | | | |

Career Stats vs. The BIG EAST

| Opponent | GP-GS | Min. | FG-A | 3PT-A | FTA | Reb. | A | PF | B | S | Pts. |
|---------------|-------|------|------|-------|-----|--------|---|----|---|---|--------|
| Cincinnati | 3-0 | 21 | 2-3 | 0-0 | 0-0 | 7/2.3 | 0 | 2 | 2 | 0 | 4/1.3 |
| Connecticut | 4-0 | 40 | 3-7 | 0-0 | 1-2 | 14/3.5 | 0 | 5 | 0 | 1 | 7/1.8 |
| DePaul | 1-0 | 7 | 1-2 | 0-0 | 1-2 | 1/1.0 | 1 | 3 | 0 | 0 | 3/3.0 |
| Georgetown | 2-0 | 17 | 3-3 | 0-0 | 0-0 | 4/2.0 | 0 | 0 | 0 | 0 | 6/3.0 |
| Louisville | 3-0 | 51 | 8-8 | 0-0 | 0-1 | 14/4.7 | 0 | 10 | 3 | 3 | 16/5.3 |
| Marquette | 2-0 | 11 | 0-2 | 0-0 | 0-0 | 3/1.5 | 0 | 2 | 0 | 0 | 0/0.0 |
| Pittsburgh | 2-0 | 23 | 1-2 | 0-0 | 0-1 | 5/2.5 | 0 | 5 | 2 | 0 | 2/1.0 |
| Providence | 1-0 | 8 | 1-2 | 0-0 | 0-0 | 2/2.0 | 2 | 0 | 0 | 0 | 2/2.0 |
| Rutgers | 1-0 | 4 | 1-2 | 0-0 | 0-0 | 1/1.0 | 0 | 0 | 1 | 0 | 2/2.0 |
| St. John's | 3-0 | 29 | 2-5 | 0-0 | 3-6 | 8/2.7 | 0 | 4 | 2 | 1 | 7/2.3 |
| Seton Hall | 1-0 | 5 | 0-0 | 0-0 | 0-2 | 1/1.0 | 0 | 1 | 0 | 0 | 0/0.0 |
| USF | 2-0 | 16 | 9-10 | 0-0 | 0-1 | 8/4.0 | 0 | 2 | 1 | 1 | 18/9.0 |
| Syracuse | 1-0 | 12 | 2-3 | 0-0 | 0-0 | 2/2.0 | 0 | 2 | 1 | 0 | 4/4.0 |
| Villanova | 2-0 | 14 | 0-0 | 0-0 | 0-0 | 5/2.5 | 1 | 1 | 1 | 0 | 0/0.0 |
| West Virginia | 1-0 | 9 | 0-2 | 0-0 | 0-0 | 3/3.0 | 1 | 1 | 0 | 0 | 0/0.0 |

Career Statistics

| Season | GP-GS | Min | Avg | FG-A | Pct | 3FG-A | Pct | FT-A | Pct | O-D-TOT | Avg | PF-FO | Ast | TO | Blk | Stl | Pts | Avg |
|--------------|-------------|------------|------------|---------------|-------------|------------|-------------|--------------|-------------|------------------|------------|-------------|-----------|-----------|-----------|-----------|------------|------------|
| 2009-10 | 21-0 | 111 | 5.3 | 8-20 | .400 | 0-0 | .000 | 4-12 | .333 | 22-15-37 | 1.8 | 19-1 | 1 | 4 | 5 | 3 | 20 | 1.0 |
| 2010-11 | 34-0 | 351 | 10.3 | 55-84 | .655 | 0-0 | .000 | 15-29 | .517 | 53-53-106 | 3.1 | 51-0 | 11 | 11 | 18 | 8 | 125 | 3.7 |
| 2011-12 | 4-4 | 94 | 23.5 | 7-18 | .389 | 0-0 | .000 | 13-17 | .765 | 18-23-41 | 10.3 | 12-0 | 8 | 10 | 4 | 3 | 27 | 6.8 |
| TOTAL | 59-4 | 556 | 9.4 | 70-122 | .574 | 0-0 | .000 | 32-58 | .552 | 93-91-184 | 3.1 | 82-1 | 20 | 25 | 27 | 14 | 172 | 2.9 |

Career BIG EAST Statistics

| Season | GP-GS | Min | Avg | FG-A | Pct | 3FG-A | Pct | FT-A | Pct | O-D-TOT | Avg | PF-FO | Ast | TO | Blk | Stl | Pts | Avg |
|--------------|-------------|------------|------------|--------------|-------------|------------|-------------|-------------|-------------|-----------------|------------|-------------|----------|----------|-----------|----------|-----------|------------|
| 2009-10 | 9-0 | 59 | 6.6 | 4-6 | .667 | 0-0 | .000 | 1-4 | .250 | 7-8-15 | 1.7 | 14-1 | 0 | 1 | 2 | 2 | 9 | 1.0 |
| 2010-11 | 18-0 | 177 | 9.8 | 25-40 | .625 | 0-0 | .000 | 4-11 | .364 | 23-27-50 | 2.8 | 23-0 | 5 | 4 | 8 | 3 | 54 | 3.0 |
| 2011-12 | 0-0 | 0 | 0.0 | 0-0 | .000 | 0-0 | .000 | 0-0 | .000 | 0-0-0 | 0.0 | 0-0 | 0 | 0 | 0 | 0 | 0 | 0.0 |
| TOTAL | 27-0 | 236 | 8.7 | 29-46 | .630 | 0-0 | .000 | 5-15 | .333 | 30-35-65 | 2.4 | 37-1 | 5 | 5 | 10 | 5 | 63 | 2.3 |

2011-12 Notre Dame Men's Basketball
 Notre Dame Combined Team Statistics (as of Nov 18, 2011)
 All games

| RECORD: | OVERALL | HOME | AWAY | NEUTRAL |
|----------------|---------|------|------|---------|
| ALL GAMES | 4-0 | 4-0 | 0-0 | 0-0 |
| CONFERENCE | 0-0 | 0-0 | 0-0 | 0-0 |
| NON-CONFERENCE | 4-0 | 4-0 | 0-0 | 0-0 |

| ## | Player | gp-gs | min | avg | Total | | 3-Point | | F-Throw | | Rebounds | | | | pf | dq | a | to | blk | stl | pts | avg |
|----------------|-------------------|-------|-----|------|---------|------|---------|------|---------|------|----------|-----|-----|------|----|----|----|----|-----|-----|-----|------|
| | | | | | fg-fga | fg% | 3fg-fga | 3fg% | ft-fta | ft% | off | def | tot | avg | | | | | | | | |
| 00 | ATKINS, Eric | 2-2 | 76 | 38.0 | 10-16 | .625 | 3-5 | .600 | 17-20 | .850 | 0 | 6 | 6 | 3.0 | 4 | 0 | 10 | 7 | 0 | 1 | 40 | 20.0 |
| 22 | GRANT, Jerian | 4-4 | 138 | 34.5 | 18-29 | .621 | 9-13 | .692 | 11-16 | .688 | 2 | 12 | 14 | 3.5 | 4 | 0 | 21 | 5 | 1 | 6 | 56 | 14.0 |
| 14 | MARTIN, Scott | 4-4 | 138 | 34.5 | 19-48 | .396 | 9-24 | .375 | 5-8 | .625 | 3 | 18 | 21 | 5.3 | 12 | 0 | 6 | 8 | 0 | 3 | 52 | 13.0 |
| 24 | CONNAUGHTON, Pat | 4-1 | 104 | 26.0 | 16-32 | .500 | 7-16 | .438 | 6-8 | .750 | 3 | 22 | 25 | 6.3 | 5 | 0 | 3 | 4 | 0 | 2 | 45 | 11.3 |
| 12 | DRAGICEVICH, Alex | 4-2 | 105 | 26.3 | 10-27 | .370 | 4-16 | .250 | 10-16 | .625 | 3 | 9 | 12 | 3.0 | 2 | 0 | 13 | 2 | 2 | 0 | 34 | 8.5 |
| 32 | BROOKS, Joey | 3-3 | 76 | 25.3 | 6-19 | .316 | 1-2 | .500 | 9-17 | .529 | 3 | 11 | 14 | 4.7 | 5 | 0 | 6 | 3 | 0 | 2 | 22 | 7.3 |
| 45 | COOLEY, Jack | 4-4 | 94 | 23.5 | 7-18 | .389 | 0-0 | .000 | 13-17 | .765 | 18 | 23 | 41 | 10.3 | 12 | 0 | 8 | 10 | 4 | 3 | 27 | 6.8 |
| 33 | BROGHAMMER, Mike | 4-0 | 32 | 8.0 | 8-11 | .727 | 0-0 | .000 | 1-4 | .250 | 5 | 4 | 9 | 2.3 | 4 | 0 | 3 | 2 | 2 | 1 | 17 | 4.3 |
| 25 | KNIGHT, Tom | 4-0 | 33 | 8.3 | 6-12 | .500 | 0-0 | .000 | 1-2 | .500 | 0 | 4 | 4 | 1.0 | 3 | 0 | 2 | 0 | 0 | 2 | 13 | 3.3 |
| 04 | CROWLEY, Patrick | 3-0 | 4 | 1.3 | 0-1 | .000 | 0-0 | .000 | 0-0 | .000 | 0 | 1 | 1 | 0.3 | 0 | 0 | 0 | 1 | 0 | 0 | 0 | 0.0 |
| Team | | | | | | | | | | | 7 | 5 | 12 | | | | | | | | | |
| Total..... | | 4 | 800 | | 100-213 | .469 | 33-76 | .434 | 73-108 | .676 | 44 | 115 | 159 | 39.8 | 51 | 0 | 72 | 42 | 9 | 20 | 306 | 76.5 |
| Opponents..... | | 4 | 800 | | 89-238 | .374 | 25-76 | .329 | 27-47 | .574 | 43 | 89 | 132 | 33.0 | 88 | - | 52 | 50 | 15 | 19 | 230 | 57.5 |

| TEAM STATISTICS | ND | OPP | Date | Opponent | Score | Att. |
|------------------------|---------|--------|---------------------|--------------------|---------|------|
| SCORING | 306 | 230 | 11-12-11 | MISS. VALLEY STATE | w 80-67 | 7087 |
| Points per game | 76.5 | 57.5 | @ 11-14-11 | DETROIT | w 59-53 | 6720 |
| Scoring margin | +19.0 | - | @ 11-16-11 | SAM HOUSTON STATE | w 74-41 | 6614 |
| FIELD GOALS-ATT | 100-213 | 89-238 | 11-18-11 | DELAWARE STATE | w 93-69 | 8826 |
| Field goal pct | .469 | .374 | * = Conference game | | | |
| 3 POINT FG-ATT | 33-76 | 25-76 | @ = CBE Classic | | | |
| 3-point FG pct | .434 | .329 | | | | |
| 3-pt FG made per game | 8.3 | 6.3 | | | | |
| FREE THROWS-ATT | 73-108 | 27-47 | | | | |
| Free throw pct | .676 | .574 | | | | |
| F-Throws made per game | 18.3 | 6.8 | | | | |
| REBOUNDS | 159 | 132 | | | | |
| Rebounds per game | 39.8 | 33.0 | | | | |
| Rebounding margin | +6.8 | - | | | | |
| ASSISTS | 72 | 52 | | | | |
| Assists per game | 18.0 | 13.0 | | | | |
| TURNOVERS | 42 | 50 | | | | |
| Turnovers per game | 10.5 | 12.5 | | | | |
| Turnover margin | +2.0 | - | | | | |
| Assist/turnover ratio | 1.7 | 1.0 | | | | |
| STEALS | 20 | 19 | | | | |
| Steals per game | 5.0 | 4.8 | | | | |
| BLOCKS | 9 | 15 | | | | |
| Blocks per game | 2.3 | 3.8 | | | | |
| ATTENDANCE | 29247 | 0 | | | | |
| Home games-Avg/Game | 4-7312 | 0-0 | | | | |
| Neutral site-Avg/Game | - | 0-0 | | | | |

| Score by Periods | 1st | 2nd | Totals |
|------------------|-----|-----|--------|
| Notre Dame | 147 | 159 | 306 |
| Opponents | 107 | 123 | 230 |

2011-12 Notre Dame Men's Basketball
 Notre Dame Season Box Score (as of Nov 18, 2011)
 All games

| RECORD: | OVERALL | HOME | AWAY | NEUTRAL |
|----------------|---------|------|------|---------|
| ALL GAMES | 4-0 | 4-0 | 0-0 | 0-0 |
| CONFERENCE | 0-0 | 0-0 | 0-0 | 0-0 |
| NON-CONFERENCE | 4-0 | 4-0 | 0-0 | 0-0 |

| ## | Player | gp-gs | min | avg | Total | | 3-Point | | F-Throw | | Rebounds | | | | pf | dq | a | to | blk | stl | pts | avg |
|----------------|-------------------|-------|-----|------|---------|------|---------|------|---------|------|----------|-----|-----|------|----|----|----|----|-----|-----|-----|------|
| | | | | | fg-fga | fg% | 3fg-fga | 3fg% | ft-fa | ft% | off | def | tot | avg | | | | | | | | |
| 00 | ATKINS, Eric | 2-2 | 76 | 38.0 | 10-16 | .625 | 3-5 | .600 | 17-20 | .850 | 0 | 6 | 6 | 3.0 | 4 | 0 | 10 | 7 | 0 | 1 | 40 | 20.0 |
| 22 | GRANT, Jerian | 4-4 | 138 | 34.5 | 18-29 | .621 | 9-13 | .692 | 11-16 | .688 | 2 | 12 | 14 | 3.5 | 4 | 0 | 21 | 5 | 1 | 6 | 56 | 14.0 |
| 14 | MARTIN, Scott | 4-4 | 138 | 34.5 | 19-48 | .396 | 9-24 | .375 | 5-8 | .625 | 3 | 18 | 21 | 5.3 | 12 | 0 | 6 | 8 | 0 | 3 | 52 | 13.0 |
| 24 | CONNAUGHTON, Pat | 4-1 | 104 | 26.0 | 16-32 | .500 | 7-16 | .438 | 6-8 | .750 | 3 | 22 | 25 | 6.3 | 5 | 0 | 3 | 4 | 0 | 2 | 45 | 11.3 |
| 12 | DRAGICEVICH, Alex | 4-2 | 105 | 26.3 | 10-27 | .370 | 4-16 | .250 | 10-16 | .625 | 3 | 9 | 12 | 3.0 | 2 | 0 | 13 | 2 | 2 | 0 | 34 | 8.5 |
| 32 | BROOKS, Joey | 3-3 | 76 | 25.3 | 6-19 | .316 | 1-2 | .500 | 9-17 | .529 | 3 | 11 | 14 | 4.7 | 5 | 0 | 6 | 3 | 0 | 2 | 22 | 7.3 |
| 45 | COOLEY, Jack | 4-4 | 94 | 23.5 | 7-18 | .389 | 0-0 | .000 | 13-17 | .765 | 18 | 23 | 41 | 10.3 | 12 | 0 | 8 | 10 | 4 | 3 | 27 | 6.8 |
| 33 | BROGHAMMER, Mike | 4-0 | 32 | 8.0 | 8-11 | .727 | 0-0 | .000 | 1-4 | .250 | 5 | 4 | 9 | 2.3 | 4 | 0 | 3 | 2 | 2 | 1 | 17 | 4.3 |
| 25 | KNIGHT, Tom | 4-0 | 33 | 8.3 | 6-12 | .500 | 0-0 | .000 | 1-2 | .500 | 0 | 4 | 4 | 1.0 | 3 | 0 | 2 | 0 | 0 | 2 | 13 | 3.3 |
| 04 | CROWLEY, Patrick | 3-0 | 4 | 1.3 | 0-1 | .000 | 0-0 | .000 | 0-0 | .000 | 0 | 1 | 1 | 0.3 | 0 | 0 | 0 | 1 | 0 | 0 | 0 | 0.0 |
| Team | | | | | | | | | | | 7 | 5 | 12 | | | | | | | | | |
| Total..... | | 4 | 800 | | 100-213 | .469 | 33-76 | .434 | 73-108 | .676 | 44 | 115 | 159 | 39.8 | 51 | 0 | 72 | 42 | 9 | 20 | 306 | 76.5 |
| Opponents..... | | 4 | 800 | | 89-238 | .374 | 25-76 | .329 | 27-47 | .574 | 43 | 89 | 132 | 33.0 | 88 | - | 52 | 50 | 15 | 19 | 230 | 57.5 |

| Score by Periods | 1st | 2nd | Totals |
|------------------|-----|-----|--------|
| Notre Dame | 147 | 159 | 306 |
| Opponents | 107 | 123 | 230 |

2011-12 Notre Dame Men's Basketball
 Notre Dame Season Schedule/Results & Leaders (as of Nov 18, 2011)
 All games

| RECORD: | OVERALL | HOME | AWAY | NEUTRAL |
|----------------|---------|------|------|---------|
| ALL GAMES | 4-0 | 4-0 | 0-0 | 0-0 |
| CONFERENCE | 0-0 | 0-0 | 0-0 | 0-0 |
| NON-CONFERENCE | 4-0 | 4-0 | 0-0 | 0-0 |

| Date | Opponent | Score | Att. | High Points | High Rebounds |
|----------|--------------------|---------|------|--------------------------------------|--|
| 11-12-11 | MISS. VALLEY STATE | w 80-67 | 7087 | (27)ATKINS, Eric | (10)COOLEY, Jack |
| 11-14-11 | @DETROIT | w 59-53 | 6720 | (13)BROOKS, Joey (13)ATKINS, Eric | (9)CONNAUGHTON, Pat (9)BROOKS, Joey |
| 11-16-11 | @SAM HOUSTON STATE | w 74-41 | 6614 | (24)CONNAUGHTON, Pat | (6)GRANT, Jerian (6)COOLEY, Jack |
| 11-18-11 | DELAWARE STATE | w 93-69 | 8826 | (23)MARTIN, Scott | (17)COOLEY, Jack |

* = Conference game
 @ = CBE Classic

| Attendance Summary | Games | Attend | Avg/Game |
|--------------------|-------|--------|----------|
| Home | 4 | 29247 | 7312 |
| Away | 0 | 0 | 0 |
| Neutral | 0 | 0 | 0 |
| Total | 4 | 29247 | 7312 |

2011-12 Notre Dame Men's Basketball
 Notre Dame Extended Season Box Score (as of Nov 18, 2011)
 All games

| RECORD: | OVERALL | HOME | AWAY | NEUTRAL |
|----------------|---------|------|------|---------|
| ALL GAMES | 4-0 | 4-0 | 0-0 | 0-0 |
| CONFERENCE | 0-0 | 0-0 | 0-0 | 0-0 |
| NON-CONFERENCE | 4-0 | 4-0 | 0-0 | 0-0 |

| ## | Player | gp-gs | min | avg | Total | | 3-Point | | F-Throw | | Rebounds | | | | pf | dq | a | a/g | to | to/g | a/to | blk | blk/g | stl | stl/g | pts | avg |
|----------------|-------------------|-------|-----|------|---------|------|---------|------|---------|------|----------|-----|-----|------|----|----|----|-------|----|-------|-------|-----|-------|-----|-------|-----|------|
| | | | | | fg-fga | fg% | 3fg-fga | 3fg% | ft-fa | ft% | off | def | tot | avg | | | | | | | | | | | | | |
| 00 | ATKINS, Eric | 2-2 | 76 | 38.0 | 10-16 | .625 | 3-5 | .600 | 17-20 | .850 | 0 | 6 | 6 | 3.0 | 4 | 0 | 10 | 5.00 | 7 | 3.50 | 1.43 | 0 | 0.00 | 1 | 0.50 | 40 | 20.0 |
| 22 | GRANT, Jerian | 4-4 | 138 | 34.5 | 18-29 | .621 | 9-13 | .692 | 11-16 | .688 | 2 | 12 | 14 | 3.5 | 4 | 0 | 21 | 5.25 | 5 | 1.25 | 4.20 | 1 | 0.25 | 6 | 1.50 | 56 | 14.0 |
| 14 | MARTIN, Scott | 4-4 | 138 | 34.5 | 19-48 | .396 | 9-24 | .375 | 5-8 | .625 | 3 | 18 | 21 | 5.3 | 12 | 0 | 6 | 1.50 | 8 | 2.00 | 0.75 | 0 | 0.00 | 3 | 0.75 | 52 | 13.0 |
| 24 | CONNAUGHTON, Pat | 4-1 | 104 | 26.0 | 16-32 | .500 | 7-16 | .438 | 6-8 | .750 | 3 | 22 | 25 | 6.3 | 5 | 0 | 3 | 0.75 | 4 | 1.00 | 0.75 | 0 | 0.00 | 2 | 0.50 | 45 | 11.3 |
| 12 | DRAGICEVICH, Alex | 4-2 | 105 | 26.3 | 10-27 | .370 | 4-16 | .250 | 10-16 | .625 | 3 | 9 | 12 | 3.0 | 2 | 0 | 13 | 3.25 | 2 | 0.50 | 6.50 | 2 | 0.50 | 0 | 0.00 | 34 | 8.5 |
| 32 | BROOKS, Joey | 3-3 | 76 | 25.3 | 6-19 | .316 | 1-2 | .500 | 9-17 | .529 | 3 | 11 | 14 | 4.7 | 5 | 0 | 6 | 2.00 | 3 | 1.00 | 2.00 | 0 | 0.00 | 2 | 0.67 | 22 | 7.3 |
| 45 | COOLEY, Jack | 4-4 | 94 | 23.5 | 7-18 | .389 | 0-0 | .000 | 13-17 | .765 | 18 | 23 | 41 | 10.3 | 12 | 0 | 8 | 2.00 | 10 | 2.50 | 0.80 | 4 | 1.00 | 3 | 0.75 | 27 | 6.8 |
| 33 | BROGHAMMER, Mike | 4-0 | 32 | 8.0 | 8-11 | .727 | 0-0 | .000 | 1-4 | .250 | 5 | 4 | 9 | 2.3 | 4 | 0 | 3 | 0.75 | 2 | 0.50 | 1.50 | 2 | 0.50 | 1 | 0.25 | 17 | 4.3 |
| 25 | KNIGHT, Tom | 4-0 | 33 | 8.3 | 6-12 | .500 | 0-0 | .000 | 1-2 | .500 | 0 | 4 | 4 | 1.0 | 3 | 0 | 2 | 0.50 | 0 | 0.00 | 99.00 | 0 | 0.00 | 2 | 0.50 | 13 | 3.3 |
| 04 | CROWLEY, Patrick | 3-0 | 4 | 1.3 | 0-1 | .000 | 0-0 | .000 | 0-0 | .000 | 0 | 1 | 1 | 0.3 | 0 | 0 | 0 | 0.00 | 1 | 0.33 | 0.00 | 0 | 0.00 | 0 | 0.00 | 0 | 0.0 |
| Total..... | | 4 | 800 | | 100-213 | .469 | 33-76 | .434 | 73-108 | .676 | 44 | 115 | 159 | 39.8 | 51 | 0 | 72 | 18.00 | 42 | 10.50 | 1.71 | 9 | 2.25 | 20 | 5.00 | 306 | 76.5 |
| Opponents..... | | 4 | 800 | | 89-238 | .374 | 25-76 | .329 | 27-47 | .574 | 43 | 89 | 132 | 33.0 | 88 | - | 52 | 13.00 | 50 | 12.50 | 1.04 | 15 | 3.75 | 19 | 4.75 | 230 | 57.5 |

| Score by Periods | 1st | 2nd | Totals |
|------------------|-----|-----|--------|
| Notre Dame | 147 | 159 | 306 |
| Opponents | 107 | 123 | 230 |

2011-12 Notre Dame Men's Basketball
 Notre Dame Overall Team Statistics (as of Nov 18, 2011)
 All games

| TEAM STATISTICS | ND | OPP |
|------------------------|---------|--------|
| SCORING | 306 | 230 |
| Points per game | 76.5 | 57.5 |
| Scoring margin | +19.0 | - |
| FIELD GOALS-ATT | 100-213 | 89-238 |
| Field goal pct | .469 | .374 |
| 3 POINT FG-ATT | 33-76 | 25-76 |
| 3-point FG pct | .434 | .329 |
| 3-pt FG made per game | 8.3 | 6.3 |
| FREE THROWS-ATT | 73-108 | 27-47 |
| Free throw pct | .676 | .574 |
| F-Throws made per game | 18.3 | 6.8 |
| REBOUNDS | 159 | 132 |
| Rebounds per game | 39.8 | 33.0 |
| Rebounding margin | +6.8 | - |
| ASSISTS | 72 | 52 |
| Assists per game | 18.0 | 13.0 |
| TURNOVERS | 42 | 50 |
| Turnovers per game | 10.5 | 12.5 |
| Turnover margin | +2.0 | - |
| Assist/turnover ratio | 1.7 | 1.0 |
| STEALS | 20 | 19 |
| Steals per game | 5.0 | 4.8 |
| BLOCKS | 9 | 15 |
| Blocks per game | 2.3 | 3.8 |
| WINNING STREAK | 4 | - |
| Home win streak | 4 | - |
| ATTENDANCE | 29247 | 0 |
| Home games-Avg/Game | 4-7312 | 0-0 |
| Neutral site-Avg/Game | - | 0-0 |

| Score by Periods | 1st | 2nd | Totals |
|------------------|-----|-----|--------|
| Notre Dame | 147 | 159 | 306 |
| Opponents | 107 | 123 | 230 |

2011-12 Notre Dame Men's Basketball
 Notre Dame Team Game-by-Game Comparison (as of Nov 18, 2011)
 All games

| Opponent | 1st | 2nd | Score | Mar | Total FG | FG Pct | 3-Pointers | 3FG Pct | Free Throws | FT Pct | Rebounds | Assist | T/Over | Block | Steal | Fouls |
|--------------------|-------|-------|-------|-----|-------------|-----------|------------|-----------|-------------|-----------|-----------|--------|--------|-------|-------|-------|
| MISS. VALLEY STATE | 38/30 | 42/37 | 80-67 | +13 | 24-54/28-63 | .444/.444 | 8-19/8-23 | .421/.348 | 24-29/3-8 | .828/.375 | 39/30 +9 | 19/16 | 11/12 | 2/0 | 5/5 | 12/23 |
| DETROIT | 28/31 | 31/22 | 59-53 | +6 | 19-47/21-68 | .404/.309 | 4-15/6-21 | .267/.286 | 17-31/5-8 | .548/.625 | 42/44 (2) | 12/13 | 13/12 | 3/7 | 4/5 | 12/26 |
| SAM HOUSTON STATE | 38/16 | 36/25 | 74-41 | +33 | 27-51/18-53 | .529/.340 | 10-19/3-15 | .526/.200 | 10-20/2-5 | .500/.400 | 32/34 (2) | 21/11 | 9/18 | 3/1 | 10/3 | 10/17 |
| DELAWARE STATE | 43/30 | 50/39 | 93-69 | +24 | 30-61/22-54 | .492/.407 | 11-23/8-17 | .478/.471 | 22-28/17-26 | .786/.654 | 46/24 +22 | 20/12 | 9/8 | 1/7 | 1/6 | 17/22 |

Note: Game totals are displayed in the format TEAM/OPPONENT for each category

2011-12 Notre Dame Men's Basketball
 Notre Dame Points-Rebounds-Assists (as of Nov 18, 2011)
 All games

| Opponent | Date | Score | | 00 | 04 | 12 | 14 | 22 | 24 | 25 |
|--------------------|----------|-------|---|------------|------------|------------|------------|------------|------------|------------|
| | | | | ATKINS,ERI | CROWLEY,PA | DRAGICEVIC | MARTIN,SCO | GRANT,JERI | CONNAUGHTO | KNIGHT,TOM |
| MISS. VALLEY STATE | 11-12-11 | 80-67 | w | 27-4-6 | 0-0-0 | 7-4-2 | 15-5-2 | 11-2-5 | 2-4-0 | 0-2-0 |
| DETROIT | 11-14-11 | 59-53 | w | 13-2-4 | DNP | 2-2-1 | 3-6-0 | 11-2-3 | 10-9-0 | 0-1-0 |
| SAM HOUSTON STATE | 11-16-11 | 74-41 | w | DNP | 0-1-0 | 7-3-3 | 11-5-1 | 17-6-7 | 24-5-1 | 7-1-2 |
| DELAWARE STATE | 11-18-11 | 93-69 | w | DNP | 0-0-0 | 18-3-7 | 23-5-3 | 17-4-6 | 9-7-2 | 6-0-0 |

| Opponent | Date | Score | | 32 | 33 | 45 |
|--------------------|----------|-------|---|------------|-----------|------------|
| | | | | BROOKS,JOE | BROGHAMME | COOLEY,JAC |
| MISS. VALLEY STATE | 11-12-11 | 80-67 | w | 9-4-3 | 6-2-0 | 3-10-1 |
| DETROIT | 11-14-11 | 59-53 | w | 13-9-2 | 0-0-0 | 7-8-2 |
| SAM HOUSTON STATE | 11-16-11 | 74-41 | w | 0-1-1 | 2-2-2 | 6-6-4 |
| DELAWARE STATE | 11-18-11 | 93-69 | w | DNP | 9-5-1 | 11-17-1 |

2011-12 Notre Dame Men's Basketball
 Notre Dame Team High/Low Analysis (as of Nov 18, 2011)
 All games

Notre Dame - TEAM GAME HIGHS

| | | |
|-----------------------|--------------|-------------------------------|
| POINTS | 93 | DELAWARE STATE (11-18-11) |
| | 80 | MISS. VALLEY STATE (11-12-11) |
| | 74 | SAM HOUSTON STATE (11-16-11) |
| | 59 | DETROIT (11-14-11) |
| FIELD GOALS MADE | 30 | DELAWARE STATE (11-18-11) |
| | 27 | SAM HOUSTON STATE (11-16-11) |
| FIELD GOAL ATTEMPTS | 61 | DELAWARE STATE (11-18-11) |
| | 54 | MISS. VALLEY STATE (11-12-11) |
| FIELD GOAL PERCENTAGE | .529 (27-51) | SAM HOUSTON STATE (11-16-11) |
| | .492 (30-61) | DELAWARE STATE (11-18-11) |
| 3 PT FIELD GOALS MADE | 11 | DELAWARE STATE (11-18-11) |
| | 10 | SAM HOUSTON STATE (11-16-11) |
| 3 PT FG ATTEMPTS | 23 | DELAWARE STATE (11-18-11) |
| | 19 | SAM HOUSTON STATE (11-16-11) |
| | 19 | MISS. VALLEY STATE (11-12-11) |
| 3 PT FG PERCENTAGE | .526 (10-19) | SAM HOUSTON STATE (11-16-11) |
| | .478 (11-23) | DELAWARE STATE (11-18-11) |
| FREE THROWS MADE | 24 | MISS. VALLEY STATE (11-12-11) |
| | 22 | DELAWARE STATE (11-18-11) |
| FREE THROW ATTEMPTS | 31 | DETROIT (11-14-11) |
| | 29 | MISS. VALLEY STATE (11-12-11) |
| FREE THROW PERCENTAGE | .828 (24-29) | MISS. VALLEY STATE (11-12-11) |
| | .786 (22-28) | DELAWARE STATE (11-18-11) |
| REBOUNDS | 46 | DELAWARE STATE (11-18-11) |
| | 42 | DETROIT (11-14-11) |
| ASSISTS | 21 | SAM HOUSTON STATE (11-16-11) |
| | 20 | DELAWARE STATE (11-18-11) |
| STEALS | 10 | SAM HOUSTON STATE (11-16-11) |
| | 5 | MISS. VALLEY STATE (11-12-11) |
| BLOCKED SHOTS | 3 | SAM HOUSTON STATE (11-16-11) |
| | 3 | DETROIT (11-14-11) |
| TURNOVERS | 13 | DETROIT (11-14-11) |
| | 11 | MISS. VALLEY STATE (11-12-11) |
| FOULS | 17 | DELAWARE STATE (11-18-11) |
| | 12 | DETROIT (11-14-11) |
| | 12 | MISS. VALLEY STATE (11-12-11) |

2011-12 Notre Dame Men's Basketball
 Notre Dame High/Low Analysis (as of Nov 18, 2011)
 All games

Opponent - GAME HIGHS

| | | | |
|-----------------------|--------------|--|-------------------------------|
| POINTS | 69 | | DELAWARE STATE (11-18-11) |
| | 67 | | MISS. VALLEY STATE (11-12-11) |
| | 53 | | DETROIT (11-14-11) |
| | 41 | | SAM HOUSTON STATE (11-16-11) |
| FIELD GOALS MADE | 28 | | MISS. VALLEY STATE (11-12-11) |
| | 22 | | DELAWARE STATE (11-18-11) |
| FIELD GOAL ATTEMPTS | 68 | | DETROIT (11-14-11) |
| | 63 | | MISS. VALLEY STATE (11-12-11) |
| FIELD GOAL PERCENTAGE | .444 (28-63) | | MISS. VALLEY STATE (11-12-11) |
| | .407 (22-54) | | DELAWARE STATE (11-18-11) |
| 3 PT FIELD GOALS MADE | 8 | | DELAWARE STATE (11-18-11) |
| | 8 | | MISS. VALLEY STATE (11-12-11) |
| 3 PT FG ATTEMPTS | 23 | | MISS. VALLEY STATE (11-12-11) |
| | 21 | | DETROIT (11-14-11) |
| 3 PT FG PERCENTAGE | .471 (8-17) | | DELAWARE STATE (11-18-11) |
| | .348 (8-23) | | MISS. VALLEY STATE (11-12-11) |
| FREE THROWS MADE | 17 | | DELAWARE STATE (11-18-11) |
| | 5 | | DETROIT (11-14-11) |
| FREE THROW ATTEMPTS | 26 | | DELAWARE STATE (11-18-11) |
| | 8 | | DETROIT (11-14-11) |
| | 8 | | MISS. VALLEY STATE (11-12-11) |
| FREE THROW PERCENTAGE | .654 (17-26) | | DELAWARE STATE (11-18-11) |
| | .625 (5-8) | | DETROIT (11-14-11) |
| REBOUNDS | 44 | | DETROIT (11-14-11) |
| | 34 | | SAM HOUSTON STATE (11-16-11) |
| ASSISTS | 16 | | MISS. VALLEY STATE (11-12-11) |
| | 13 | | DETROIT (11-14-11) |
| STEALS | 6 | | DELAWARE STATE (11-18-11) |
| | 5 | | DETROIT (11-14-11) |
| | 5 | | MISS. VALLEY STATE (11-12-11) |
| BLOCKED SHOTS | 7 | | DELAWARE STATE (11-18-11) |
| | 7 | | DETROIT (11-14-11) |
| TURNOVERS | 18 | | SAM HOUSTON STATE (11-16-11) |
| | 12 | | DETROIT (11-14-11) |
| | 12 | | MISS. VALLEY STATE (11-12-11) |
| FOULS | 26 | | DETROIT (11-14-11) |
| | 23 | | MISS. VALLEY STATE (11-12-11) |

2011-12 Notre Dame Men's Basketball
 Notre Dame High/Low Analysis (as of Nov 18, 2011)
 All games

Notre Dame - GAME LOWS

| | | | |
|-----------------------|------|---------|-------------------------------|
| POINTS | 59 | | DETROIT (11-14-11) |
| | 74 | | SAM HOUSTON STATE (11-16-11) |
| | 80 | | MISS. VALLEY STATE (11-12-11) |
| | 93 | | DELAWARE STATE (11-18-11) |
| FIELD GOALS MADE | 19 | | DETROIT (11-14-11) |
| | 24 | | MISS. VALLEY STATE (11-12-11) |
| FIELD GOAL ATTEMPTS | 47 | | DETROIT (11-14-11) |
| | 51 | | SAM HOUSTON STATE (11-16-11) |
| FIELD GOAL PERCENTAGE | .404 | (19-47) | DETROIT (11-14-11) |
| | .444 | (24-54) | MISS. VALLEY STATE (11-12-11) |
| 3 PT FIELD GOALS MADE | 4 | | DETROIT (11-14-11) |
| | 8 | | MISS. VALLEY STATE (11-12-11) |
| 3 PT FG ATTEMPTS | 15 | | DETROIT (11-14-11) |
| | 19 | | MISS. VALLEY STATE (11-12-11) |
| | 19 | | SAM HOUSTON STATE (11-16-11) |
| 3 PT FG PERCENTAGE | .267 | (4-15) | DETROIT (11-14-11) |
| | .421 | (8-19) | MISS. VALLEY STATE (11-12-11) |
| FREE THROWS MADE | 10 | | SAM HOUSTON STATE (11-16-11) |
| | 17 | | DETROIT (11-14-11) |
| FREE THROW ATTEMPTS | 20 | | SAM HOUSTON STATE (11-16-11) |
| | 28 | | DELAWARE STATE (11-18-11) |
| FREE THROW PERCENTAGE | .500 | (10-20) | SAM HOUSTON STATE (11-16-11) |
| | .548 | (17-31) | DETROIT (11-14-11) |
| REBOUNDS | 32 | | SAM HOUSTON STATE (11-16-11) |
| | 39 | | MISS. VALLEY STATE (11-12-11) |
| ASSISTS | 12 | | DETROIT (11-14-11) |
| | 19 | | MISS. VALLEY STATE (11-12-11) |
| STEALS | 1 | | DELAWARE STATE (11-18-11) |
| | 4 | | DETROIT (11-14-11) |
| BLOCKED SHOTS | 1 | | DELAWARE STATE (11-18-11) |
| | 2 | | MISS. VALLEY STATE (11-12-11) |
| TURNOVERS | 9 | | SAM HOUSTON STATE (11-16-11) |
| | 9 | | DELAWARE STATE (11-18-11) |
| FOULS | 10 | | SAM HOUSTON STATE (11-16-11) |
| | 12 | | MISS. VALLEY STATE (11-12-11) |
| | 12 | | DETROIT (11-14-11) |

2011-12 Notre Dame Men's Basketball
 Notre Dame High/Low Analysis (as of Nov 18, 2011)
 All games

Opponent - GAME LOWS

| | | | |
|-----------------------|------|---------|-------------------------------|
| POINTS | 41 | | SAM HOUSTON STATE (11-16-11) |
| | 53 | | DETROIT (11-14-11) |
| | 67 | | MISS. VALLEY STATE (11-12-11) |
| | 69 | | DELAWARE STATE (11-18-11) |
| FIELD GOALS MADE | 18 | | SAM HOUSTON STATE (11-16-11) |
| | 21 | | DETROIT (11-14-11) |
| FIELD GOAL ATTEMPTS | 53 | | SAM HOUSTON STATE (11-16-11) |
| | 54 | | DELAWARE STATE (11-18-11) |
| FIELD GOAL PERCENTAGE | .309 | (21-68) | DETROIT (11-14-11) |
| | .340 | (18-53) | SAM HOUSTON STATE (11-16-11) |
| 3 PT FIELD GOALS MADE | 3 | | SAM HOUSTON STATE (11-16-11) |
| | 6 | | DETROIT (11-14-11) |
| 3 PT FG ATTEMPTS | 15 | | SAM HOUSTON STATE (11-16-11) |
| | 17 | | DELAWARE STATE (11-18-11) |
| 3 PT FG PERCENTAGE | .200 | (3-15) | SAM HOUSTON STATE (11-16-11) |
| | .286 | (6-21) | DETROIT (11-14-11) |
| FREE THROWS MADE | 2 | | SAM HOUSTON STATE (11-16-11) |
| | 3 | | MISS. VALLEY STATE (11-12-11) |
| FREE THROW ATTEMPTS | 5 | | SAM HOUSTON STATE (11-16-11) |
| | 8 | | MISS. VALLEY STATE (11-12-11) |
| | 8 | | DETROIT (11-14-11) |
| FREE THROW PERCENTAGE | .375 | (3-8) | MISS. VALLEY STATE (11-12-11) |
| | .400 | (2-5) | SAM HOUSTON STATE (11-16-11) |
| REBOUNDS | 24 | | DELAWARE STATE (11-18-11) |
| | 30 | | MISS. VALLEY STATE (11-12-11) |
| ASSISTS | 11 | | SAM HOUSTON STATE (11-16-11) |
| | 12 | | DELAWARE STATE (11-18-11) |
| STEALS | 3 | | SAM HOUSTON STATE (11-16-11) |
| | 5 | | MISS. VALLEY STATE (11-12-11) |
| | 5 | | DETROIT (11-14-11) |
| BLOCKED SHOTS | 0 | | MISS. VALLEY STATE (11-12-11) |
| | 1 | | SAM HOUSTON STATE (11-16-11) |
| TURNOVERS | 8 | | DELAWARE STATE (11-18-11) |
| | 12 | | MISS. VALLEY STATE (11-12-11) |
| | 12 | | DETROIT (11-14-11) |
| FOULS | 17 | | SAM HOUSTON STATE (11-16-11) |
| | 22 | | DELAWARE STATE (11-18-11) |

2011-12 Notre Dame Men's Basketball
 Notre Dame Player High/Low Analysis (as of Nov 18, 2011)
 All games

Notre Dame - INDIVIDUAL GAME HIGHS

| | | | |
|--------------------------|-------|---------|---|
| Points | 27 | | ATKINS, Eric vs Miss. Valley State (11-12-11) |
| | 24 | | CONNAUGHTON, Pat vs Sam Houston State (11-16-11) |
| | 23 | | MARTIN, Scott vs Delaware State (11-18-11) |
| | 18 | | DRAGICEVICH, Alex vs Delaware State (11-18-11) |
| | 17 | | GRANT, Jerian vs Delaware State (11-18-11) |
| | 17 | | GRANT, Jerian vs Sam Houston State (11-16-11) |
| Field Goals Made | 9 | | CONNAUGHTON, Pat vs Sam Houston State (11-16-11) |
| | 8 | | MARTIN, Scott vs Delaware State (11-18-11) |
| Field Goal Att. | 18 | | MARTIN, Scott vs Delaware State (11-18-11) |
| | 14 | | CONNAUGHTON, Pat vs Sam Houston State (11-16-11) |
| | 14 | | MARTIN, Scott vs Miss. Valley State (11-12-11) |
| FG Pct (min 5 made) | 1.000 | (6-6) | GRANT, Jerian vs Sam Houston State (11-16-11) |
| | .857 | (6-7) | ATKINS, Eric vs Miss. Valley State (11-12-11) |
| 3-Point FG Made | 6 | | CONNAUGHTON, Pat vs Sam Houston State (11-16-11) |
| | 4 | | MARTIN, Scott vs Delaware State (11-18-11) |
| 3-Point FG Att. | 10 | | CONNAUGHTON, Pat vs Sam Houston State (11-16-11) |
| | 9 | | MARTIN, Scott vs Delaware State (11-18-11) |
| 3-Pt FG Pct (min 2 made) | 1.000 | (3-3) | GRANT, Jerian vs Delaware State (11-18-11) |
| | 1.000 | (3-3) | ATKINS, Eric vs Miss. Valley State (11-12-11) |
| Free Throws Made | 12 | | ATKINS, Eric vs Miss. Valley State (11-12-11) |
| | 7 | | COOLEY, Jack vs Delaware State (11-18-11) |
| | 7 | | BROOKS, Joey vs Detroit (11-14-11) |
| Free Throw Att. | 13 | | BROOKS, Joey vs Detroit (11-14-11) |
| | 12 | | ATKINS, Eric vs Miss. Valley State (11-12-11) |
| FT Pct (min 3 made) | 1.000 | (12-12) | ATKINS, Eric vs Miss. Valley State (11-12-11) |
| | .875 | (7-8) | COOLEY, Jack vs Delaware State (11-18-11) |
| Rebounds | 17 | | COOLEY, Jack vs Delaware State (11-18-11) |
| | 10 | | COOLEY, Jack vs Miss. Valley State (11-12-11) |
| Assists | 7 | | DRAGICEVICH, Alex vs Delaware State (11-18-11) |
| | 7 | | GRANT, Jerian vs Sam Houston State (11-16-11) |
| Steals | 3 | | COOLEY, Jack vs Sam Houston State (11-16-11) |
| | 2 | | GRANT, Jerian vs Sam Houston State (11-16-11) |
| | 2 | | KNIGHT, Tom vs Sam Houston State (11-16-11) |
| | 2 | | CONNAUGHTON, Pat vs Sam Houston State (11-16-11) |
| | 2 | | BROOKS, Joey vs Detroit (11-14-11) |
| | 2 | | GRANT, Jerian vs Miss. Valley State (11-12-11) |
| Blocked Shots | 2 | | COOLEY, Jack vs Detroit (11-14-11) |
| | 1 | | GRANT, Jerian vs Delaware State (11-18-11) |
| | 1 | | DRAGICEVICH, Alex vs Sam Houston State (11-16-11) |
| | 1 | | COOLEY, Jack vs Sam Houston State (11-16-11) |
| | 1 | | BROGHAMMER, Mike vs Sam Houston State (11-16-11) |
| | 1 | | DRAGICEVICH, Alex vs Detroit (11-14-11) |
| | 1 | | COOLEY, Jack vs Miss. Valley State (11-12-11) |
| | 1 | | BROGHAMMER, Mike vs Miss. Valley State (11-12-11) |
| Turnovers | 4 | | COOLEY, Jack vs Detroit (11-14-11) |
| | 4 | | ATKINS, Eric vs Miss. Valley State (11-12-11) |
| Fouls | 4 | | MARTIN, Scott vs Delaware State (11-18-11) |
| | 4 | | COOLEY, Jack vs Detroit (11-14-11) |

2011-12 Notre Dame Men's Basketball
 Notre Dame Opponent High/Low Analysis (as of Nov 18, 2011)
 All games

OPPONENT INDIVIDUAL GAME HIGHS

| | | | |
|--------------------------|-------|--------|---|
| Points | 29 | | TATE, Tahj vs Delaware State (11-18-11) |
| | 20 | | McCALLUM, Ray vs Detroit (11-14-11) |
| | 16 | | James, Marcus vs Sam Houston State (11-16-11) |
| | 14 | | BURWELL, Kevin vs Miss. Valley State (11-12-11) |
| | 14 | | JOYNER, Terrence vs Miss. Valley State (11-12-11) |
| | 9 | | TATE, Tahj vs Delaware State (11-18-11) |
| Field Goals Made | 7 | | McCALLUM, Ray vs Detroit (11-14-11) |
| Field Goal Att. | 23 | | SIMON, Chase vs Detroit (11-14-11) |
| | 17 | | TATE, Tahj vs Delaware State (11-18-11) |
| | 17 | | McCALLUM, Ray vs Detroit (11-14-11) |
| | .667 | (6-9) | STUDIVANT, Amos vs Miss. Valley State (11-12-11) |
| FG Pct (min 5 made) | .667 | (6-9) | BURWELL, Kevin vs Miss. Valley State (11-12-11) |
| 3-Point FG Made | 4 | | TATE, Tahj vs Delaware State (11-18-11) |
| | 4 | | McCALLUM, Ray vs Detroit (11-14-11) |
| 3-Point FG Att. | 10 | | JOYNER, Terrence vs Miss. Valley State (11-12-11) |
| | 8 | | McCALLUM, Ray vs Detroit (11-14-11) |
| 3-Pt FG Pct (min 2 made) | 1.000 | (2-2) | BELL, Tyshawn vs Delaware State (11-18-11) |
| | .750 | (3-4) | James, Marcus vs Sam Houston State (11-16-11) |
| Free Throws Made | 7 | | TATE, Tahj vs Delaware State (11-18-11) |
| | 3 | | GRAY, Kendall vs Delaware State (11-18-11) |
| Free Throw Att. | 11 | | TATE, Tahj vs Delaware State (11-18-11) |
| | 5 | | GRAY, Kendall vs Delaware State (11-18-11) |
| | 5 | | MAY, Amere vs Delaware State (11-18-11) |
| | 5 | | JOYNER, Terrence vs Miss. Valley State (11-12-11) |
| FT Pct (min 3 made) | .636 | (7-11) | TATE, Tahj vs Delaware State (11-18-11) |
| | .600 | (3-5) | GRAY, Kendall vs Delaware State (11-18-11) |
| Rebounds | 11 | | SIMON, Chase vs Detroit (11-14-11) |
| | 10 | | LOWE, LaMarcus vs Detroit (11-14-11) |
| Assists | 7 | | THREATT, Jay vs Delaware State (11-18-11) |
| | 5 | | JOYNER, Terrence vs Miss. Valley State (11-12-11) |
| Steals | 4 | | SIMON, Chase vs Detroit (11-14-11) |
| | 3 | | THREATT, Jay vs Delaware State (11-18-11) |
| Blocked Shots | 6 | | GRAY, Kendall vs Delaware State (11-18-11) |
| | 5 | | LOWE, LaMarcus vs Detroit (11-14-11) |
| Turnovers | 5 | | Gatlin, Demarcus vs Sam Houston State (11-16-11) |
| | 4 | | James, Marcus vs Sam Houston State (11-16-11) |
| | 4 | | FOSTER, Donovan vs Detroit (11-14-11) |
| | 4 | | JONES, Falando vs Miss. Valley State (11-12-11) |
| Fouls | 5 | | OLIVER, Marques vs Delaware State (11-18-11) |
| | 5 | | Werner, Steven vs Sam Houston State (11-16-11) |
| | 5 | | LOWE, LaMarcus vs Detroit (11-14-11) |
| | 5 | | JONES, Falando vs Miss. Valley State (11-12-11) |





2011 PROGRESSIVE CBE CLASSIC




All Times Eastern

REGIONAL ROUNDS



COLUMBIA REGIONAL Mizzou Arena - Columbia, Mo.

Nov. 14 No. 25 Missouri 81, Mercer 63 8:00 ET 
 Nov. 17 No. 25 Missouri 83, Niagara 52 8:00 ET 



SOUTH BEND REGIONAL Purcell Pavilion at the Joyce Center - South Bend, Ind.

Nov. 14 Notre Dame 59, Detroit 53 9:00 ET 
 Nov. 16 Notre Dame 74, Sam Houston State 41 7:30 ET 

BERKELEY REGIONAL Haas Pavilion - Berkeley, Calif.

Nov. 13 No. 24 Cal 81, George Washington 51 9:30 ET 
 Nov. 15 No. 22 Cal 72, Austin Peay 55 10:00 ET 

ATHENS REGIONAL Stegeman Coliseum - Athens, Ga.

Nov. 13 Georgia 63, Bowling Green 54 6:00 ET 
 Nov. 16 Georgia 72, South Dakota State 61 7:00 ET 

SUBREGIONAL ROUNDS

BOWLING GREEN SUBREGIONAL Stroh Center - Bowling Green, Ohio

Nov. 21 Detroit vs. George Washington 5:00 ET
 Austin Peay vs. Bowling Green

Nov. 22 George Washington vs. Austin Peay 5:00 ET
 Detroit vs. Bowling Green

Nov. 23 Austin Peay vs. Detroit 5:00 ET
 George Washington vs. Bowling Green

MACON SUBREGIONAL The University Center - Macon, Ga.

Nov. 21 Niagara vs. South Dakota State 4:30 ET
 Sam Houston State vs. Mercer WRWR

Nov. 22 South Dakota St. vs. Sam Houtson St. 4:30 ET
 Niagara vs. Mercer WRWR

Nov. 23 Sam Houtson State vs. Niagara 4:30 ET
 South Dakota State vs. Mercer WRWR

CHAMPIONSHIP ROUNDS

CHAMPIONSHIP ROUNDS Sprint Center - Kansas City, Mo.

NOVEMBER 21

NOVEMBER 22

No. 25 MISSOURI
 7:30 ET


 NOTRE DAME

No. 22 CAL

9:30 ET

 GEORGIA

10:00 ET


7:45 ET
