

# **CENTRAL MICHIGAN WOMEN'S BASKETBALL**

STATE 00.0 CENT MICH  
78 95



## **CENTRAL MICHIGAN CHIPPEWAS**

NO. 11 SEED • 30-4, 17-1 MID-AMERICAN CONFERENCE

# ***NCAA TOURNAMENT GUIDE***



# SUE GUEVARA

## MAC COACH OF THE YEAR

- All-time winningest coach in program history with an overall record of 206-146
- Two-time Mid-American Conference Coach of the Year
- Has coach 30 All-MAC selections, including two-time first-team selections Presley Hudson and Tinara Moore, who in 2018 was named the MAC Player of the Year.
- In 2018, led the Chippewas to their second MAC Tournament title and their first NCAA Tournament berth since 2013.
- Led CMU to its second consecutive MAC regular-season crown in 2017-18.
- Compiled a program-record 30 victories in 2017-18
- Has coached 14 of the program's 30-member 1,000-point club
- Coached three players to MAC Freshman of the Year honors, four to the MAC Sixth Player of the Year award and 10 MAC All-Freshman selections, as well as two MAC Tournament MVPs.







# CENTRAL MICHIGAN

## 2017-18 CHIPPEWAS BASKETBALL

2018 MAC TOURNAMENT CHAMPIONS | BACK-TO-BACK MAC REGULAR-SEASON CHAMPIONS

### No. 11 CENTRAL MICHIGAN vs. No. 2 OREGON

Saturday, March 24 | 6 p.m. (ET) | Spokane Arena | Spokane, Wash.

#### 2017-18 SCHEDULE

Nov. 10	<b>PURDUE</b>	L, 79-69
Nov. 14	<b>VANDERBILT</b>	W, 92-75
Nov. 17	<b>COLLEGE OF CHARLESTON</b>	W, 79-58
Nov. 24	San Diego State <sup>^</sup>	W, 85-76 (OT)
Nov. 25	Iowa State <sup>^</sup>	W, 81-60
Nov. 30	<b>AQUINAS</b>	W, 96-47
Dec. 3	Oakland	W, 103-85
Dec. 7	SIUE	W, 94-56
Dec. 9	Indiana State	W, 77-76
Dec. 17	Duquesne	L, 64-61
Dec. 21	<b>QUINNIPIAC</b>	L, 84-70
Dec. 30	Ball State*	W, 69-65
Jan. 3	<b>OHIO*</b>	W, 82-58
Jan. 6	Miami (Ohio)*	W, 84-66
Jan. 10	<b>BOWLING GREEN*</b>	W, 90-54
Jan. 13	<b>KENT STATE*</b>	W, 88-84
Jan. 17	Northern Illinois*	W, 81-78
Jan. 20	Akron*	W, 95-86
Jan. 27	<b>WESTERN MICHIGAN*</b>	W, 74-70
Jan. 31	<b>BUFFALO*</b>	W, 86-79
Feb. 3	Eastern Michigan*	W, 95-72
Feb. 7	Ohio*	W, 74-72
Feb. 10	<b>TOLEDO*</b>	W, 85-47
Feb. 14	Buffalo*	L, 85-82
Feb. 17	<b>EASTERN MICHIGAN*</b>	W, 95-82
Feb. 21	<b>NORTHERN ILLINOIS*</b>	W, 91-77
Feb. 24	Western Michigan*	W, 78-62
Feb. 28	<b>BALL STATE*</b>	W, 88-80
March 3	Toledo*	W, 72-67
March 7	Eastern Michigan%	W, 67-64
March 9	Miami%	W, 61-58
March 10	Buffalo%	W, 96-91
March 17	No. 6 seed LSU&	W, 78-69
March 19	No. 3 seed Ohio State&	W, 95-78
March 24	No. 2 seed Oregon\$	6 p.m. (ET)

<sup>^</sup> Junkanoo Jam, Bimini Bahamas  
<sup>\*</sup> Mid-American Conference games  
<sup>%</sup> at Quicken Loans Arena, Cleveland, Ohio  
<sup>&</sup> at St. John Arena, Columbus, Ohio  
<sup>\$</sup> at Spokane Arena, Spokane, Wash.  
 Home games in **BOLD CAPS**  
 All times Eastern

#### NCAA REGIONALS

##### CENTRAL MICHIGAN CHIPPEWAS



**2017-18 Record** 30-4 (17-1 MAC)  
 H: 12-2/A: 11-2/N: 7-0  
**Head Coach** Sue Guevara  
 (Saginaw Valley State, 1982)  
**Career Record** 329-229 (18th season)  
**Record at CMU** 206-147 (11th season)

##### OREGON DUCKS



**2017-18 Record** 32-4 (16-2 PAC-12)  
 H: 18-1/A: 9-3/N: 5-0  
**Head Coach** Kelly Graves  
 (New Mexico, 1988)  
**Career Record** 519-248 (24th season)  
**Record at Oregon** 92-46 (Fourth season)

#### COVERAGE



**TV** PxP: Dave Pasch | Color: LaChina Robinson



**CHIPPEWA SPORTS NETWORK**  
 91.5 WHMW-FM  
 CMU Athletics Game Day mobile app  
**PxP:** Jesse Goldberg-Strassler  
**Color:** Chris Jared



**GAMETRACKER**  
 Link at CMUChippewas.com  
 CMU Athletics Game Day mobile app



**FOLLOW AND STAY CONNECTED**  
 #FireUpChips  
**Twitter:** @CMUWBBall  
**Facebook:** Facebook.com/CMUWBBall

##### NOTRE DAME FIGHTING IRISH



**2017-18 Record** 31-3 (15-1 ACC)  
 H: 15-0/A: 11-2/N: 5-1  
**Head Coach** Muffet McGraw  
 (Saint Joseph's, 1977)  
**Career Record** 884-271 (36th season)  
**Record at Notre Dame** 796-230 (31st season)

##### TEXAS A&M AGGIES



**2017-18 Record** 26-9 (11-5 SEC)  
 H: 17-3/A: 6-4/N: 3-2  
**Head Coach** Gary Blair  
 (Texas Tech, 1972 & 1974)  
**Career Record** 765-313 (33rd season)  
**Record at Texas A&M** 357-150 (15th season)

#### PROJECTED STARTERS (based on last game)

No.	Name	Pos.	GP-GS	PPG	RPG	FG%	Notes
1	Micaela Kelly (5-6, R-Fr.)	G	34-34	11.6	4.4	.512	Added 15 points vs. Ohio State
2	Tinara Moore (6-3, Sr.)	F	34-34	18.9	9.7	.578	Double-double (20 pts., 10 rebs.) vs. OSU
3	Presley Hudson (5-6, Jr.)	G	34-34	18.4	4.6	.426	Scored a team-high 28 points vs. Ohio State
10	Cassie Breen (5-10, Sr.)	G	34-34	12.2	2.6	.418	CMU all-time career leader with 300 3's
13	Reyna Frost (6-0, Jr.)	F	34-34	13.9	11.8	.515	Grabbed 13 rebounds vs. Ohio State

#### TOP RESERVES

4	Maddy Watters (5-9, Fr.)	G	34-0	1.5	0.8	.327	Scored six points vs. NIU
5	Aleah Swary (5-10, Sr.)	G	31-0	2.5	0.9	.317	Career-high 4 steals at Duquesne
11	Sophia Karasinski (5-9, Fr.)	G	11-0	1.6	0.8	.333	Grabbed four rebounds versus Toledo
33	Gabrielle Bird (6-0, R-So.)	F	16-0	1.1	0.9	.286	Grabbed three boards vs. Toledo
50	Kyra Bussell (6-1, Fr.)	F	33-0	2.7	2.5	.407	Scored four points vs. LSU







# CENTRAL MICHIGAN POSTSEASON APPEARANCES

## NCAA TOURNAMENT

**Maryland 94, Central Michigan 71**  
**March 19, 1983**  
**College Park, Md.**

Despite a season-ending 94-71 loss to powerful University of Maryland in the NCAA East regionals, Central Michigan University women's basketball coach Laura Golden could only describe the 1982-83 season as "absolutely phenomenal."

Five seniors played their final game for the Chippewas Saturday night in College Park, Md., but they won't quickly forget the 1982-83 season. CMU finished with a 21-9 record, which included a 12-6 Mid-American Conference record and a championship in the MAC tournament.

All of this year's success came on the heel of an 11-18 record in Golden's first season a year ago.

Graduating for the Chippewas will be two regulars, guard Lisa Zodtner and forward Terri McFarland and reserves Pam Niermann, Suzanne Brown and Nancy Pattison.

Zodtner finished the season as the top scorer with a 13.2 average, and the No. 3 scorer in CMU history with 1,071 points. Her 396 points were the second best to Tracy Creten's 403 set last season.

McFarland finished with a 11.6 average and had 988 career points - tied for fourth best ever with Gina Mazzolini (1975-78). Her 349 points this past season was fifth best.

In the loss at Maryland, a top-four finisher the past four years in the national tournament, Zodtner had 18 points, while freshman Betsy Yonkman had 12 and junior Patty Weidman 10.

## CENTRAL MICHIGAN

No.	Name	GS	FG-FGA	FT-FTA	REB	PF	TP	MIN	A	TO	BLK	S
20	McFarland, Terri	*	2-5	0-0	1	0	4	18	1	3	0	0
35	Tower, Denise	*	2-4	0-0	5	3	4	17	0	1	0	1
11	Cox, LaTanga	*	4-9	0-0	10	2	8	27	0	0	0	3
15	Odum, Sylvia	*	1-8	4-4	1	2	6	24	2	6	0	2
34	Zodtner, Lisa	*	9-17	0-0	1	2	18	36	3	2	0	0
25	Yonkman, Betsy		5-15	2-2	4	4	12	23	3	2	0	2
41	LaBarge, Kathy		1-5	0-0	2	0	2	16	5	2	0	0
21	Phillips, Trish		2-6	1-2	6	1	5	22	1	0	0	1
33	Weidman, Patty		4-10	2-2	5	2	0	13	0	1	1	1
12	O'Sullivan, Ann		1-1	0-0	0	0	2	4	0	1	0	0

## MARYLAND

No.	Name	GS	FG-FGA	FT-FTA	REB	PF	TP	MIN	A	TO	BLK	S
13	Hakala, Lea	*	6-8	2-3	9	2	14	31	3	2	0	2
33	Lytle, Debbie	*	6-12	0-0	9	5	12	25	6	2	2	1
12	Pearman, Belinda	*	7-12	1-1	6	4	15	28	0	4	0	0
4	Perazic, Jasmina	*	9-15	1-1	5	0	19	35	5	4	1	0
22	Richardson, Marcia	*	6-8	63-4	2	0	15	31	5	1	0	0
24	Wood, Chequita		4-7	4-5	4	0	12	18	1	3	0	2
11	Vera, Chris		0-1	0-0	0	1	0	13	4	2	0	2
31	Johnson, Kim		0-1	1-2	3	2	1	5	0	1	1	0
10	Willett, Rachelle		1-3	0-0	1	0	2	5	0	0	0	0
14	Gannon, Monica		0-0	0-0	0	0	0	1	0	0	0	0
30	Silverberg, Julie		0-0	0-0	0	0	0	3	0	1	0	0
42	Baker, Bonnie		2-3	0-0	3	0	4	4	0	0	0	0
32	Smith, Dorothy		0-0	0-0	1	0	0	1	0	0	0	0

## CMU TOP PERFORMERS

<b>Points</b>	Lisa Zodtner	18
	Betsy Yonkman	12
	Patty Weidman	10
<b>Rebounds</b>	LaTanga Cox	10
<b>Assists</b>	Kathy LaBarge	5
<b>Steals</b>	LaTanga Cox	3
<b>Blocks</b>	Patty Weidman	1





# CENTRAL MICHIGAN POSTSEASON APPEARANCES

## NCAA TOURNAMENT

Alabama 78, Central Michigan 70

March 18, 1984

Mount Pleasant, Mich.

The greatest season in women's basketball history at Central Michigan University came to a close on Sunday, March 18, with a loss in the NCAA Midwest regionals to Alabama.

An enthusiastic crowd of 3,250 watched the tall and talented Crimson Tide of No. 12 ranked Alabama post a hard-fought 78-70 triumph in Dan Rose Arena.

The loss ousted the Chippewas from the tournament, but nothing could diminish the pleasure Coach Laura Golden derived from the 1983-84 season.

CMU did finish with a 27-3 record - best in the Mid-American Conference and was 18-0 in the regular-season competition. The Chippewas also won post-season playoff games to claim the MAC tournament for the second straight year.

The Crimson Tide held a 12-point lead in the first half, 32-20, but had to settle for a 37-32 halftime lead as CMU rallied. The Chippewas then outscored Alabama by a 12-2 margin at the start of the second half to claim a 44-39 lead.

Alabama then regained control and was ahead by as many as 12, 74-61, late in game.

LaTanga Cox led CMU with 22 points and 10 rebounds, while Sylvia Odum had 16 points and Denise Tower 12 points and 13 rebounds.

Two seniors played their final game for the Chippewas, 5-11 forward Tower and 6-1 center Patty Weidman. Both had their best years ever, Tower scoring 12.6 points and grabbing 9.2 rebounds per game and Weidman averaging 8.2 and 4.5.

## ALABAMA

No.	Name	GS	FG-FGA	FT-FTA	REB	PF	TP	MIN	A	TO	BLK	S
43	Smith, Carol	*	6-13	6-8	12	3	18	37	3	4	1	1
44	Crumpton, Cassandra	*	7-16	4-7	9	2	18	40	3	1	1	5
30	Smith, Justine	*	2-3	1-2	3	4	5	21	0	0	0	1
13	Gavin, Audrey	*	4-9	3-4	3	5	11	23	3	2	0	0
34	Hillard, Terri	*	7-13	2-3	5	3	16	34	2	2	1	3
20	Kelso, Dottie		0-0	0-0	1	2	0	13	1	2	0	0
24	Rushing, Sandra		1-2	6-6	1	4	8	16	2	2	0	0
53	Davis, DeeDee		1-5	0-0	6	3	2	16	0	2	0	0

## CENTRAL MICHIGAN

No.	Name	GS	FG-FGA	FT-FTA	REB	PF	TP	MIN	A	TO	BLK	S
35	Tower, Denise	*	4-8	4-4	13	3	12	37	0	2	0	1
25	Yonkman, Betsey	*	1-10	3-3	7	5	7	31	2	5	2	0
41	Cox, LaTanga	*	6-11	10-12	10	3	22	40	0	3	3	2
11	LaBarge, Kathy	*	0-0	0-0	0	4	0	7	3	3	0	1
15	Odum, Sylvia	*	7-16	2-4	2	5	16	26	2	0	0	1
12	Beerman, Jody		3-8	3-3	1	5	9	34	5	5	0	0
21	Phillips, Trisha		0-0	0-0	0	1	0	2	0	0	0	0
22	Loch, Elaine		1-3	0-0	1	0	2	11	0	1	0	1
24	Magnant, Chris		1-5	0-0	2	0	2	8	0	0	0	0
33	Weidman, Patty		0-1	0-0	1	0	0	3	0	0	0	0

## CMU TOP PERFORMERS

<b>Points</b>	LaTanga Cox	22
	Sylvia Odum	16
	Denise Odum	12
<b>Rebounds</b>	Denise Tower	13
	LaTanga Cox	10
<b>Assists</b>	Jody Beerman	5
<b>Steals</b>	LaTanga Cox	2
<b>Blocks</b>	LaTanga Cox	3



# CENTRAL MICHIGAN POSTSEASON APPEARANCES

## WNIT TOURNAMENT

Illinois State 72, Central Michigan 59

March 18, 2011

Normal, Ill.

A tough night offensively in a hostile environment proved to be too much to overcome for Central Michigan against Illinois State in the opening round of the WNIT, dropping a 72-59 decision at Redbird Arena on Thursday.

The Chippewas (20-11) committed 19 first-half turnovers and shot 24 percent in the second half, as the defense of the Redbirds (21-10) helped them stay undefeated at home in 2010-11.

CMU trailed by five with eight minutes to go until the break, 23-18, but a 10-3 run pushed the margin to 12 with 3:05 remaining in the half and helped ISU take a 35-25 lead into the break.

Sophomore Brandie Baker turned a Illinois State miscue into two points to trim the lead to eight a minute into the second half, but an 11-3 run blew the game open and the Chippewas couldn't recover, falling behind by 16 just three minutes later.

The lead would expand to a game-high 22, 59-37, with seven minutes left. The Chippewas used a 7-0 run to close the gap, but the Maroon and Gold would get no closer than 13 the rest of the way.

Taylor Johnson led CMU with 17 points and Jalisa Olive added 13 more off the bench. Shonda Long gave Central Michigan three players in double-figures with 13 of her own. Johnson's effort came largely at the free throw line, where she went 15-for-17 to finish with the second-most made free throws in a game in program history.

Kaihla Szunko snared 11 rebounds, becoming just the seventh player in Mid-American Conference history to reach 1,000 career rebounds. She is the third player in CMU history, and one of just three current players in Division I basketball to have at least 1,000 career points, 1,000 career rebounds and 200 steals. She joins Maya Moore of Connecticut and Victoria Dunlap of Kentucky as the only players to reach those marks, and is the first in MAC history.

Kenyatta Shelton paced the Redbirds with a double-double, scoring 10 points and adding a game-high 14 boards to go with four blocks. Shala Jackson led all scorers with 19 points and Katie Broadway added 18 off the bench.

The Chippewas shot 29 percent from the floor, 22 percent from the arc (5-for-23). The Redbirds connected at 48 percent from the field despite connecting on just 1-of-14 three-point attempts (7 percent).



Official Basketball Box Score -- Game Totals -- Final Statistics  
**Central Michigan vs Illinois State**  
 03/17/11 7:05 p.m. at Doug Collins Court at Redbird Arena



### Central Michigan 59 • 20-11

##	Player	Total			3-Ptr			Rebounds			PF	TP	A	TO	Blk	Stl	Min
		FG-FGA	FG-FGA	FT-FTA	FG-FGA	FG-FGA	FT-FTA	Off	Def	Tot							
01	MILLER, Skylar	f	1-3	0-0	0-0	1	2	3	5	2	0	1	0	2	12		
34	SZUNKO, Kaihla	f	3-9	0-0	0-2	4	7	11	5	6	2	4	0	2	33		
03	LONG, Shonda	g	4-12	3-9	2-4	0	1	1	1	13	0	6	0	1	31		
24	DiGIULIO, Niki	g	0-4	0-2	0-0	0	1	1	1	0	1	0	0	0	20		
33	BAKER, Brandie	g	4-9	0-2	0-0	4	5	9	3	8	3	3	0	2	36		
04	WELCH, Kylie	g	0-0	0-0	0-0	0	0	0	0	0	1	1	0	0	6		
05	OLIVE, Jalisa	g	5-14	2-7	1-1	0	2	2	2	13	0	2	0	2	26		
30	RAMSEY, Camille	g	0-4	0-0	0-0	0	0	0	2	0	0	1	0	0	10		
44	JOHNSON, Taylor	g	1-7	0-3	15-17	2	5	7	3	17	1	2	0	4	26		
Team						4	1	5				3					
Totals			18-62	5-23	18-24	15	24	39	22	59	8	23	0	13	200		

FG % 1st Half: 9-25 36.0% 2nd half: 9-37 24.3% Game: 18-62 29.0%  
 3FG % 1st Half: 3-9 33.3% 2nd half: 2-14 14.3% Game: 5-23 21.7%  
 FT % 1st Half: 4-6 66.7% 2nd half: 14-18 77.8% Game: 18-24 75.0%

Deadball Rebounds 3

### Illinois State 72 • 21-10

##	Player	Total			3-Ptr			Rebounds			PF	TP	A	TO	Blk	Stl	Min
		FG-FGA	FG-FGA	FT-FTA	FG-FGA	FG-FGA	FT-FTA	Off	Def	Tot							
21	Shelton, Kenyatta	f	4-6	0-0	2-3	6	8	14	4	10	1	1	4	0	29		
24	Hanley, Emily	f	4-6	0-2	1-2	0	2	2	4	9	1	2	0	0	28		
14	Clifton, Amanda	g	1-2	0-0	0-2	0	4	4	2	7	3	1	2	35			
33	Jackson, Shala	g	7-10	0-0	5-7	0	3	3	4	19	2	2	0	1	24		
34	Spanich, Hannah	g	3-7	0-2	3-4	2	5	7	2	9	0	3	1	1	24		
01	Jenkins, Alexis	g	0-1	0-1	2-4	0	1	1	0	2	1	4	1	0	12		
03	Sykes, Candace	g	0-2	0-2	0-0	0	1	1	1	0	0	0	0	0	6		
04	Nelson, Chloe	g	0-0	0-0	0-0	0	0	0	0	0	0	0	0	0	0		
20	Broadway, Katie	g	5-16	1-7	7-8	0	2	2	1	18	1	3	0	0	33		
22	Seberger, Alison	g	0-0	0-0	0-0	0	0	0	0	0	0	1	0	0	0+		
32	Stewart, Jay	g	0-0	0-0	0-0	0	0	0	0	0	0	0	0	0	0+		
41	Hall, Marley	g	1-2	0-0	1-2	0	3	3	1	3	0	2	1	0	9		
50	Grace, Megan	g	0-0	0-0	0-0	0	0	0	0	0	0	0	0	0	0+		
Team						1	3	4			1						
Totals			25-52	1-14	21-32	9	32	41	21	72	13	22	8	4	200		

FG % 1st Half: 15-30 50.0% 2nd half: 10-22 45.5% Game: 25-52 48.1%  
 3FG % 1st Half: 1-8 12.5% 2nd half: 0-6 0.0% Game: 1-14 7.1%  
 FT % 1st Half: 4-5 80.0% 2nd half: 17-27 63.0% Game: 21-32 65.6%

Deadball Rebounds 5

Officials: Tim Daley, Jeff Cross, Marissa Whaley  
 Technical fouls: Central Michigan-None, Illinois State-None.  
 Attendance: 1053  
 Postseason WNIT First Round  
 Visitors #01 S. Miller fouls out at 4:51 2nd half.  
 Visitors #34 K. Szunko fouls out at 4:27 2nd half.

Score by periods	1st	2nd	Total
Central Michigan	25	34	59
Illinois State	35	37	72

Points	In	Off	2nd	Fast	Bench
CMU	26	13	8	8	30
ILS	28	23	10	6	23

Last FG - CMU 2nd-00:00, ILS 2nd-01:25.  
 Largest lead - CMU by 2 1st-19:50, ILS by 22 2nd-06:53.  
 CMU led for 01:07. ILS led for 38:42. Game was tied for 00:11.

Score tied - 1 time.  
 Lead changed - 3 times.

## CMU TOP PERFORMERS

<b>Points</b>	Taylor Johnson	17
	Shonda Long	13
	Jalisa Olive	13
<b>Rebounds</b>	Kaihla Szunko	11
<b>Assists</b>	Brandie Baker	3
<b>Steals</b>	Taylor Johnson	4



# CENTRAL MICHIGAN POSTSEASON APPEARANCES

## WNIT TOURNAMENT Illinois State 69, Central Michigan 68 March 16, 2012 Normal, Ill.

A 3-pointer by Illinois State with 18 seconds left to play sealed a first-round WNIT win over Central Michigan, 69-68, on Thursday night.

The Chippewas (20-16) used an 11-0 run that was capped off with four straight points from Crystal Bradford, to take a three-point lead with 1:39 left to play. A Redbird (19-12) layup cut the lead to one with 1:09 remaining. The dagger for CMU came from ISU's offensive rebound that led to Candace Sykes burying a 3-pointer to put the Redbirds in front, 69-67, with 18 seconds remaining. Jas'Mine Bracey was fouled on the ensuing possession, but could only convert on one of two free throws.

CMU was able to foul the Redbirds and forced the one-and-one. ISU's Jamie Russell missed the first free throw and Brandie Baker came down with the defensive rebound. She pushed the ball up the court and fired a shot from half court that went wide right, and the Chippewas' season was brought to an end.

The Chippewas got their first 11 points from freshmen, as they jumped in front 11-4. After five unanswered points from the Redbirds, the Chippewas tore off an 11-0 run that was capped off by a trey from Bradford, putting CMU up 22-9 at 10:39. For the next three minutes the Chippewas were held without a basket and the Redbirds cut the lead to 24-17 at 7:32. ISU continued to chip away at the lead and were able to go into halftime up 31-28.

To begin the second half, ISU scored the first four points until a bucket by Baker ended the 14-0 run, which began at the end of the first half. Both teams traded baskets but back-to-back layups from Bradford and Jordan LaDuke allowed the Chippewas to cut the lead to four at 12:17. ISU responded and following a three-ball by Sykes it was back in front by 10, at 9:54.

A small 5-0 run by CMU cut the deficit to six at 5:36. A layup by Bracey at 3:02 gave the Chippewas their first lead of the second half. CMU could not stop the hot shooting from the Redbirds from behind the arc, and for the second consecutive season ISU dismissed CMU in the first round of the WNIT.

As a team, ISU shot 40.7 (11-27) percent from behind the arc and 36.8 percent from the floor. CMU shot 45 percent from the floor and 38.1 percent from long range. It was only able to force the Redbirds into five turnovers, while committing 14 of its own.



Official Basketball Box Score -- Game Totals -- Final Statistics  
Central Michigan vs Illinois State  
03/15/12 7:05 p.m. at Doug Collins Court at Redbird Arena



### Central Michigan 68 • 20-16

##	Player	Total			3-Ptr			Rebounds			PF	TP	A	TO	Blk	Stl	Min
		FG-FGA	FG-FGA	FT-FTA	FG-FGA	FG-FGA	FT-FTA	Off	Def	Tot							
32	BRACEY, Jas'Mine	f	5-9	0-1	4-6	4	8	12	1	14	0	3	0	0	28		
44	JOHNSON, Taylor	f	1-2	0-0	0-0	1	0	1	2	2	1	3	0	0	11		
03	GREEN, Jessica	g	2-8	0-1	0-0	1	0	1	2	4	4	3	0	0	24		
04	WELCH, Kylie	g	0-1	0-1	0-0	0	1	1	0	0	1	0	0	0	7		
33	BAKER, Brandie	g	2-7	0-2	0-1	0	8	8	2	4	1	0	0	0	31		
01	MILLER, Skylar	g	0-1	0-0	0-0	0	1	1	0	0	1	0	0	2	6		
05	OLIVE, Jalisa	g	0-3	0-1	0-0	0	1	1	2	0	1	0	0	0	9		
12	TAMM, Kerby	g	3-4	3-4	0-0	0	1	1	0	9	0	1	0	0	14		
22	BELLAMY, Lauren	g	0-0	0-0	0-0	0	0	0	0	0	0	0	0	0	1		
23	BRADFORD, Crystal	g	10-17	3-6	0-1	1	10	11	2	23	5	2	2	1	36		
24	DiGUILIO, Niki	g	1-4	1-4	2-2	0	1	1	0	5	0	1	0	0	13		
31	LaDUKE, Jordan	g	3-4	1-1	0-0	0	3	3	0	7	0	0	0	1	20		
	Team					2	1	3									
	Totals		27-60	8-21	6-10	9	35	44	11	68	14	14	2	4	200		

FG % 1st Half: 12-31 38.7% 2nd half: 15-29 51.7% Game: 27-60 45.0% Deadball Rebounds 2  
3FG % 1st Half: 4-15 26.7% 2nd half: 4-6 66.7% Game: 8-21 38.1%  
FT % 1st Half: 0-0 0.0% 2nd half: 6-10 60.0% Game: 6-10 60.0%

### Illinois State 69 • 19-12

##	Player	Total			3-Ptr			Rebounds			PF	TP	A	TO	Blk	Stl	Min
		FG-FGA	FG-FGA	FT-FTA	FG-FGA	FG-FGA	FT-FTA	Off	Def	Tot							
41	Hall, Marley	f	4-12	0-0	0-0	4	2	6	1	8	2	0	0	0	31		
03	Sykes, Candace	g	9-17	5-7	0-0	1	9	10	3	23	2	2	2	1	37		
04	Nelson, Chloe	g	0-2	0-0	0-0	0	1	1	0	0	2	0	0	2	18		
20	Broadway, Katie	g	7-23	4-16	0-2	1	2	3	1	18	1	1	0	0	37		
23	Russell, Jamie	g	4-11	2-3	2-3	3	3	6	2	12	4	2	0	2	35		
01	Jenkins, Alexis	g	4-11	0-1	0-0	1	6	7	3	8	4	0	0	0	30		
22	Seberger, Alison	g	0-0	0-0	0-0	0	0	0	0	0	0	0	0	1	1		
24	Winge, Katy	g	0-0	0-0	0-0	0	1	1	0	0	1	0	0	0	3		
31	Oliver, Maddie	g	0-0	0-0	0-0	1	0	1	0	0	0	0	0	0	4		
35	Puni, Brianna	g	0-0	0-0	0-0	0	0	0	0	0	0	0	0	0	4		
	Team					4	2	6									
	Totals		28-76	11-27	2-5	15	26	41	10	69	16	5	2	6	200		

FG % 1st Half: 12-42 28.6% 2nd half: 16-34 47.1% Game: 28-76 36.8% Deadball Rebounds 1  
3FG % 1st Half: 5-14 35.7% 2nd half: 6-13 46.2% Game: 11-27 40.7%  
FT % 1st Half: 2-2 100.0% 2nd half: 0-3 0.0% Game: 2-5 40.0%

Officials: Rod Creech, Jeff Cross, Erika Herriman  
Technical fouls: Central Michigan-None. Illinois State-None.  
Attendance: 1232  
WNIT Round 1 game.

Score by periods	1st	2nd	Total
Central Michigan	28	40	68
Illinois State	31	38	69

	In	Off	2nd	Fast	Bench
Points	Paint	T/O	Chance	Break	
CMU	36	6	9	3	44
ILS	12	11	13	5	8

Last FG - CMU 2nd-01:39, ILS 2nd-00:18.  
Largest lead - CMU by 13 1st-10:39, ILS by 12 2nd-07:36.  
CMU led for 16:25. ILS led for 22:07. Game was tied for 01:28.

Score tied - 2 times.  
Lead changed - 4 times.

## CMU TOP PERFORMERS

<b>Points</b>	Crystal Bradford	23
	Jas'Mine Bracey	14
<b>Rebounds</b>	Jas'Mine Bracey	14
	Crystal Bradford	11
<b>Assists</b>	Crystal Bradford	5
	Jessica Green	4
<b>Steals</b>	Skylar Miller	2
<b>Blocks</b>	Crystal Bradford	2



# CENTRAL MICHIGAN POSTSEASON APPEARANCES

## NCAA TOURNAMENT

No. 6 Oklahoma 78, No. 11 Central Michigan 73

March 23, 2013

Columbus, Ohio



Official Basketball Box Score -- Game Totals -- Final Statistics  
**Central Michigan vs Oklahoma**  
 03/23/13 11:10 a.m. at St. John Arena / Columbus, Ohio



### Central Michigan 73 • 21-12

#	Player	f	Total			3-Ptr			Rebounds			PF	TP	A	TO	Blk	Stl	Min
			FG-FGA	FG-FGA	FT-FTA	FG-FGA	FT-FTA	Off	Def	Tot								
13	SCHROLL, Jessica	f	2-11	0-1	0-0	4	3	7	1	4	0	1	0	0	0	0	28	
44	JOHNSON, Taylor	f	1-13	0-5	4-4	3	5	8	1	6	0	0	1	2	22			
23	BRADFORD, Crystal	g	14-31	5-10	3-5	9	5	14	3	36	2	2	2	7	35			
24	DiGIULIO, Niki	g	3-13	3-12	1-2	2	0	2	4	10	1	3	1	1	34			
33	BAKER, Brandie	g	4-10	0-2	4-6	3	1	4	3	12	5	0	0	1	40			
05	OLIVE, Jalisa	g	1-4	0-3	0-0	1	0	1	2	2	1	0	0	1	14			
32	BRACEY, Jas'Mine	g	1-2	0-0	1-2	0	3	3	2	3	1	1	0	0	27			
Team						1	2	3										
Totals			26-84	8-33	13-19	23	19	42	16	73	10	7	4	12	200			

FG % 1st Half: 13-43 30.2% 2nd half: 13-41 31.7% Game: 26-84 31.0% Deadball Rebounds 4  
 3FG % 1st Half: 5-18 27.8% 2nd half: 3-15 20.0% Game: 8-33 24.2%  
 FT % 1st Half: 3-4 75.0% 2nd half: 10-15 66.7% Game: 13-19 68.4%

### Oklahoma 78 • 23-10

#	Player	f	Total			3-Ptr			Rebounds			PF	TP	A	TO	Blk	Stl	Min
			FG-FGA	FG-FGA	FT-FTA	FG-FGA	FT-FTA	Off	Def	Tot								
53	McFarland,Joanna	f	5-9	2-4	6-6	4	13	17	3	18	1	3	1	0	35			
04	Griffin,Nicole	c	2-8	0-0	2-2	0	3	3	2	6	0	2	2	0	30			
03	Ellenberg,Aaryn	g	8-13	4-7	2-5	0	7	7	3	22	2	2	1	3	39			
10	Hook,Morgan	g	3-7	1-2	2-2	0	2	2	2	9	7	7	0	0	34			
24	Campbell,Sharane	g	4-8	0-1	7-7	3	4	7	1	15	1	4	1	2	28			
01	Kornet,Nicole	g	3-7	2-5	0-0	1	3	4	2	8	0	1	0	0	18			
31	Durrett,Portia	g	0-1	0-0	0-0	0	0	0	0	0	0	1	0	0	2			
45	Hartman,Jasmine	g	0-0	0-0	0-0	0	1	1	1	0	4	2	0	0	14			
Team						3	4	7										
Totals			25-53	9-19	19-22	11	37	48	14	78	15	24	5	5	200			

FG % 1st Half: 15-34 44.1% 2nd half: 10-19 52.6% Game: 25-53 47.2% Deadball Rebounds 1  
 3FG % 1st Half: 5-13 38.5% 2nd half: 4-6 66.7% Game: 9-19 47.4%  
 FT % 1st Half: 8-9 88.9% 2nd half: 11-13 84.6% Game: 19-22 86.4%

Officials: Brenda Pantoja, Joe Cunningham, Dan Outlaw  
 Technical fouls: Central Michigan-None. Oklahoma-None.  
 Attendance:

Score by periods	1st	2nd	Total
Central Michigan	34	39	73
Oklahoma	43	35	78

Points	In Paint	Off T/O	2nd Chance	Fast Break	Bench
CMU	30	19	17	11	5
OU	26	10	8	9	8

Last FG - CMU 2nd-00:01, OU 2nd-03:10.  
 Largest lead - CMU by 3 1st-19:40, OU by 11 2nd-03:10.  
 CMU led for 01:46. OU led for 37:20. Game was tied for 00:54.

Score tied - 2 times.  
 Lead changed - 7 times.

Central Michigan's star sophomore Crystal Bradford shined in her first career NCAA Tournament appearance, scoring a career-high 36 points and pulling down 14 rebounds, but the 11-seeded Chippewas were unable to overcome a cold shooting afternoon in falling to No. 6 seed Oklahoma, 78-73.

Bradford tallied the third-most points in a single game in CMU history setting a program tournament record, and accounted for 14 of the Chippewas' 26 field goals.

Despite shooting just 31 percent (26-for-84) from the field, the Chippewas (21-12) were in the contest from start to finish and had the Sooners (23-10) on their heels in the second half.

After trailing by nine at the break, 43-34, CMU opened the second half on a 13-6 run to pull within a bucket at 49-47. Bradford scored on the Chippewas' first possession and after a layup by OU's Morgan Hook, CMU forced turnovers on five of the next six Sooner possessions to cut into the deficit.

Sharane Campbell finally ended the drought with a fastbreak jumper for the Sooners to go up five, 49-44, but Bradford came right down the court and scored three the old fashioned way to cap the run.

Unfortunately, the momentum quickly swung back in the Sooners' favor as sharp shooter Aaryn Ellenberg knocked down three straight treys to push the OU lead back to nine, 58-49.

The Chippewas didn't go away without a fight despite falling behind as many as 11 with 3:10 to play on another Ellenberg triple, as they fought back behind within five, 73-58 on a jumper in the lane by senior Brandie Baker.

CMU had a chance to cut it to a single possession game with 27 seconds to play, but junior Niki DiGiulio's three from the corner rimmed out and the Chippewas were forced to foul. OU knocked down 6-of-7 from the line down the stretch to seal the win.

The loss ends the Chippewas' season and the careers of three seniors in Baker, Jessica Schroll and Jalisa Olive.

## CMU TOP PERFORMERS

<b>Points</b>	Crystal Bradford	36
	Brandie Baker	12
	Niki DiGiulio	10
<b>Rebounds</b>	Crystal Bradford	15
<b>Assists</b>	Brandie Baker	5
<b>Steals</b>	Crystal Bradford	7
<b>Blocks</b>	Crystal Bradford	2

# CENTRAL MICHIGAN POSTSEASON APPEARANCES

## WNIT TOURNAMENT IUPUI 72, Central Michigan 66 March 21, 2014 Mount Pleasant, Mich.



Official Basketball Box Score -- Game Totals -- Final Statistics  
**IUPUI vs Central Michigan**  
3/20/14 7 p.m. at Mount Pleasant, Mich. (McGuirk Arena)



### IUPUI 72 • 23-9

##	Player	Total	3-Ptr		Rebounds			PF	TP	A	TO	Blk	Stl	Min
			FG-FGA	FG-FGA	FT-FTA	Off	Def							
21	Maddox, Shanika	f 2-6	0-0	1-3	4	1	5	3	5	0	0	0	0	8
34	Markovic, Nevena	f 6-10	0-0	2-2	3	8	11	2	14	1	3	2	1	31
04	Bellamy, Dee-Dee	g 4-6	0-0	1-3	1	4	5	3	9	3	3	0	2	22
10	Rogers, Nicole	g 2-4	2-4	0-0	0	0	0	0	6	0	0	0	0	17
25	Goss, DeAirra	g 8-17	0-1	3-8	3	3	6	1	19	3	1	0	0	34
03	Byrd, Kelsi	g 1-2	1-1	0-0	0	0	0	0	3	0	1	0	0	6
22	Comello, Katie	g 0-4	0-3	3-4	0	2	2	4	3	0	0	0	0	23
24	Barton, Jordan	g 0-0	0-0	0-0	0	0	0	0	0	2	2	0	0	1
30	Sims, Akilah	g 4-8	0-0	3-5	3	7	10	0	11	1	2	1	0	27
32	Luster, Dawn	g 0-3	0-2	0-0	0	0	0	1	0	0	2	0	2	18
33	Rogers, Mikale	g 1-4	0-0	0-0	1	2	3	2	2	1	0	0	0	13
	Team				0	3	3							
<b>Totals</b>		<b>28-64</b>	<b>3-11</b>	<b>13-25</b>	<b>15</b>	<b>30</b>	<b>45</b>	<b>16</b>	<b>72</b>	<b>9</b>	<b>14</b>	<b>3</b>	<b>5</b>	<b>200</b>
FG % 1st Half: 15-40		37.5%	2nd half: 13-24	54.2%	Game: 28-64		43.8%							Deadball
3FG % 1st Half: 2-9		22.2%	2nd half: 1-2	50.0%	Game: 3-11		27.3%							Rebounds
FT % 1st Half: 7-9		77.8%	2nd half: 6-16	37.5%	Game: 13-25		52.0%							3

### Central Michigan 66 • 20-12

##	Player	Total	3-Ptr		Rebounds			PF	TP	A	TO	Blk	Stl	Min
			FG-FGA	FG-FGA	FT-FTA	Off	Def							
31	LaDUKE, Jordan	f 0-1	0-0	0-0	1	0	1	1	0	0	1	0	0	7
32	BRACEY, Jas'Mine	f 5-7	0-0	4-4	4	9	13	3	14	0	2	0	0	33
03	GREEN, Jessica	g 4-11	2-5	3-4	0	1	1	3	13	3	2	0	2	28
12	TAMM, Kerby	g 5-11	5-9	0-0	2	3	5	2	15	2	3	0	0	28
24	DiGUILLIO, Niki	g 2-13	1-9	2-2	5	2	7	5	7	0	0	0	1	36
01	TURNER, Da'Jourie	g 3-7	0-0	2-4	1	1	2	3	8	3	1	0	1	17
20	COTTON, Jewel	g 3-10	0-0	1-2	6	5	11	2	7	3	1	0	1	27
44	JOHNSON, Taylor	g 1-10	0-6	0-0	0	1	1	1	2	2	0	0	1	16
	Team				0	8	8							
<b>Totals</b>		<b>23-70</b>	<b>8-29</b>	<b>12-16</b>	<b>19</b>	<b>30</b>	<b>49</b>	<b>20</b>	<b>66</b>	<b>13</b>	<b>10</b>	<b>0</b>	<b>6</b>	<b>200</b>
FG % 1st Half: 8-27		29.6%	2nd half: 15-43	34.9%	Game: 23-70		32.9%							Deadball
3FG % 1st Half: 4-10		40.0%	2nd half: 4-19	21.1%	Game: 8-29		27.6%							Rebounds
FT % 1st Half: 8-10		80.0%	2nd half: 4-6	66.7%	Game: 12-16		75.0%							2

Officials:  
Technical fouls: IUPUI-None. Central Michigan-None.  
Attendance: 675  
WNIT First Round  
#24 DiGuilio, Niki fouled out at 00:11

Score by periods	1st	2nd	Total
IUPUI	39	33	72
Central Michigan	28	38	66

Points	In	Off	2nd	Fast	Bench
IUPUI	48	11	17	10	19
CMU	22	12	21	2	17

Last FG - IUPUI 2nd-06:04, CMU 2nd-00:00.  
Largest lead - IUPUI by 19 2nd-13:36, CMU by 3 1st-17:01.  
IUPUI led for 33:30. CMU led for 03:46. Game was tied for 02:44.

Score tied - 1 time.  
Lead changed - 3 times.

Central Michigan saw one streak end and another continue on Thursday night in the Chippewas' first round WNIT match-up with IUPUI at McGuirk Arena.

A 19-point second half deficit and the absence of MAC Player of the Year Crystal Bradford proved to be too much to overcome and CMU fell to the visiting Jaguars, 72-66, bringing to an end a sometimes magical and record-setting 2013-14 season. The setback snapped CMU's 11-game season home win streak and dipped the program's postseason record to 0-6 all-time.

An 11-point halftime advantage for IUPUI ballooned to 19 at 51-32 at the 13:36 mark. However, CMU was able to chip away slowly but surely, shrinking the deficit to 11 following two three-pointers by Jessica Green and then all the way down to six on a three by Kerby Tamm with under a minute to play. But the comeback attempt simply ran out of time.

CMU was also uncharacteristically off from three-point range, making just 8-of-29 attempts (27 percent), for the game, which proved to be part of its downfall.

Tamm led Central Michigan (20-12) with 15 points, connecting on 5-of-9 3-point attempts while Green added 13. Jas'Mine Bracey notched her 14th double-double of the season, totaling 14 points and 13 rebounds.

After back-and-forth play early on, which included Niki DiGuilio knocking down her record 100th 3-pointer of the season, IUPUI (23-9) used a 14-0 run midway through the first half to take control of the game and build a 30-15 lead with 6:39 remaining. Two three-pointers by Kerby Tamm in the remaining time helped CMU to keep pace but, at the halftime buzzer, the Chippewas still trailed by double digits at 39-28.

DeAirra Goss led the Jaguars with 19 points, including 15 in the second half. Nevena Markovic, IUPUI's 6-4 forward/center posted a double-double, scoring 14 points and pulling down 11 rebounds. Akilah Sims came off the bench to contribute 11 points and 10 rebounds.

The loss ends the career of seniors DiGuilio, Taylor Johnson, Jordan LaDuke, Kylie Welch and Lauren Bellamy. The class won 81 games during their career, becoming the first class in program history to reach four straight postseason tournaments.

## CMU TOP PERFORMERS

<b>Points</b>	Kerby Tamm	15
	Jas'Mine Bracey	14
	Jessica Green 13	
<b>Rebounds</b>	Jas'Mine Bracey	13
<b>Assists</b>	Jewel Cotton	3
	Jessica Green	3
	Da'Jourie Turner	3
<b>Steals</b>	Jessica Green	2



# CENTRAL MICHIGAN POSTSEASON APPEARANCES

## WNIT TOURNAMENT IUPUI 63, Central Michigan 55 March 17, 2016 Mount Pleasant, Mich.



Official Basketball Box Score -- Game Totals -- Final Statistics  
**IUPUI vs Central Michigan**  
3/17/16 7 p.m. at Mount Pleasant, Mich. (McGuirk Arena)



### IUPUI 63 • 21-10

#	Player	Total			3-Ptr			Rebounds			PF	TP	A	TO	Blk	Stl	Min
		FG-FGA	FG-FGA	FT-FTA	FG-FGA	FG-FGA	FT-FTA	Off	Def	Tot							
32	Gunn, Jenna	f	1-2	0-0	1-2	1	1	2	3	3	1	3	0	2	20		
33	Rogers, Mikale	c	4-11	0-1	0-0	1	7	8	4	8	1	0	0	0	29		
14	Lawrence, Danielle	g	1-5	0-1	4-6	0	0	0	3	6	1	3	0	4	23		
25	Scott, Shaquira	g	0-4	0-1	4-4	1	2	3	1	4	1	0	0	0	28		
42	Hall, Sydney	g	0-2	0-2	1-2	0	2	2	2	1	0	0	0	1	20		
10	Rogers, Nicole		2-5	2-5	0-0	0	0	0	0	6	1	0	0	0	9		
12	Tolen, Caitlyn		1-3	0-2	1-2	1	1	2	1	3	0	0	0	0	18		
15	Burse, Martha		1-3	0-1	2-2	0	8	8	2	4	2	1	0	0	21		
30	Sims, Akilah		8-12	1-5	7-7	1	3	4	3	24	2	1	0	3	21		
35	Brown, Alex		2-4	0-1	0-0	1	1	2	0	4	1	1	0	0	11		
Team						0	2	2									
Totals			20-51	3-19	20-25	6	27	33	19	63	10	9	0	10	200		

1st - FG %:	4-12	33.3%	2nd: 8-14	57.1%	3rd: 6-13	46.2%	4th: 2-12	16.7%	Game: 20-51	39.2%	Deadball
3FG %:	0-3	0.0%	1-6	16.7%	2-5	40.0%	0-5	0.0%	3-19	15.8%	Rebounds
FT %:	1-2	50.0%	4-4	100.0%	6-7	85.7%	9-12	75.0%	20-25	80.0%	4

### Central Michigan 55 • 22-11

#	Player	Total			3-Ptr			Rebounds			PF	TP	A	TO	Blk	Stl	Min
		FG-FGA	FG-FGA	FT-FTA	FG-FGA	FG-FGA	FT-FTA	Off	Def	Tot							
02	MOORE, Tinara	f	5-10	1-2	4-5	2	7	9	2	15	2	3	1	0	32		
13	FROST, Reyna	f	5-10	0-0	2-2	6	5	11	0	12	0	0	0	0	34		
01	TURNER, Da'Jourie	g	1-6	0-1	2-2	2	1	3	2	4	2	3	0	0	25		
03	HUDSON, Presley	g	3-12	2-10	3-4	0	2	2	4	11	5	3	1	2	37		
10	BREEN, Cassie	g	2-11	2-6	2-4	1	3	4	5	8	0	0	0	1	25		
00	HARRIS, Jasmine		0-1	0-1	0-0	0	0	0	1	0	0	0	0	0	5		
05	SWARY, Aleah		1-5	0-4	1-1	0	1	1	1	3	0	2	0	0	12		
14	CORLEY, Amani		0-1	0-0	0-0	0	0	0	0	0	0	0	0	0	4		
20	COTTON, Jewel		1-3	0-0	0-0	2	7	9	3	2	0	4	0	0	26		
Team						3	0	3									
Totals			18-59	5-24	14-18	16	26	42	18	55	9	15	2	3	200		

1st - FG %:	5-16	31.3%	2nd: 4-14	28.6%	3rd: 4-10	40.0%	4th: 5-19	26.3%	Game: 18-59	30.5%	Deadball
3FG %:	1-5	20.0%	0-5	0.0%	2-3	66.7%	2-11	18.2%	5-24	20.8%	Rebounds
FT %:	1-2	50.0%	3-3	100.0%	5-6	83.3%	5-7	71.4%	14-18	77.8%	2

Officials: Michelle Del Duco, Lindsey VanDyken, Brad Duistermars  
Technical fouls: IUPUI-None. Central Michigan-None.  
Attendance: 553  
WNIT First Round

Score by periods	1st	2nd	3rd	4th	Total
IUPUI	9	21	20	13	63
Central Michigan	12	11	15	17	55

Points	In	Off	2nd	Fast	Bench
IUPUI	Point	T/O	Chance	Break	
CMU	24	16	6	6	41
	24	6	16	5	5

Last FG - IUPUI 4th-04:52, CMU 4th-00:22.  
Largest lead - IUPUI by 12 3rd-02:19, CMU by 5 1st-00:50.  
IUPUI led for 26:21. CMU led for 11:43. Game was tied for 01:56.

Score tied - 1 time.  
Lead changed - 3 times.

Central Michigan saw its season come to an end Thursday in falling to Indiana-Purdue-Indianapolis, 63-55, in the opening round of the Women's National Invitational Tournament at McGuirk Arena.

The Chippewas conclude the season with a 22-11 record to go along with a Mid-American Conference West Division title.

Coming off a painful overtime loss to Buffalo in the MAC Tournament championship game last week, CMU didn't have the same intensity level.

The Chippewas shot just 30.5 percent from the field in the game and 20.8 percent (5-of-24) from 3-point range.

Tinara Moore led CMU with 15 point to go along with nine rebounds. Reyna Frost finished with a double-double, tallying 12 points and 11 boards.

Akilah Sims paced the Jaguars with 24 points. Mikale Rodgers and Martha Burse had eight rebound apiece.

With the season officially over Guevara plans to give her team some time to regroup before reflecting on the season.

## CMU TOP PERFORMERS

<b>Points</b>	Tinara Moore	15
	Reyna Frost	12
	Presley Hudson	11
<b>Rebounds</b>	Reyna Frost	11
<b>Assists</b>	Presley Hudson	5
<b>Steals</b>	Presley Hudson	2
<b>Blocks</b>	Presley Hudson	1
	Tinara Moore	1

# CENTRAL MICHIGAN POSTSEASON APPEARANCES

## WNIT TOURNAMENT Wright State 66, Central Michigan 64 March 16, 2017 Dayton, Ohio



Official Basketball Box Score -- Game Totals -- Final Statistics  
Central Michigan vs Wright State  
3/16/17 7:00 PM EDT at Wright State Nutter Center



### Central Michigan 64 • 23-9

##	Player	Total			3-Ptr			Rebounds			PF	TP	A	TO	Blk	Stl	Min
		FG	FGA	FT	FTA	FG	FGA	FT	FTA	Off							
02	MOORE, Tinara	f	6-14	0-1	5-6	2	8	10	2	17	1	1	0	2	37		
13	FROST, Reyna	f	3-5	0-0	2-2	4	8	12	2	8	3	4	0	2	29		
20	COTTON, Jewel	f	1-3	0-0	0-0	0	4	4	4	2	0	2	0	0	19		
03	HUDSON, Presley	g	4-10	3-6	0-0	1	1	2	4	11	3	3	0	0	40		
10	BREEN, Cassie	g	7-12	2-5	4-5	1	2	3	1	20	2	1	0	1	37		
00	HARRIS, Jasmine		2-5	0-2	0-0	1	2	3	1	4	1	1	0	0	13		
05	SWARY, Aleah		0-2	0-2	0-0	0	0	0	0	0	0	0	0	0	3		
14	CORLEY, Amani		0-1	0-0	0-0	0	4	4	1	0	1	2	1	0	12		
23	HILL, Aaliah		1-4	0-0	0-0	1	0	1	0	2	0	0	0	0	6		
Team						1	0	1									
Totals			24-56	5-16	11-13	11	29	40	15	64	11	15	1	5	200		

1st - FG %: 5-13 38.5% 2nd: 6-12 50.0% 3rd: 7-13 53.8% 4th: 6-18 33.3% Game: 24-56 42.9% Deadball Rebounds  
3FG %: 1-4 25.0% 1-3 33.3% 2-4 50.0% 1-5 20.0% 5-16 31.3% 2,1  
FT %: 0-0 0.0% 4-4 100.0% 4-5 80.0% 3-4 75.0% 11-13 84.6%

### Wright State 66 • 25-8

##	Player	Total			3-Ptr			Rebounds			PF	TP	A	TO	Blk	Stl	Min
		FG	FGA	FT	FTA	FG	FGA	FT	FTA	Off							
23	SIMMONS, Symone	f	8-18	2-6	2-2	1	6	7	2	20	0	0	1	3	37		
25	SMITH, Lexi	f	3-5	0-0	4-6	5	3	8	3	10	0	1	0	0	40		
03	VOGELPOHL, Emily	g	3-9	1-4	1-2	2	2	4	2	8	2	1	0	2	39		
12	TAYLOR, Mackenzie	g	3-8	1-5	0-0	0	5	5	0	7	4	4	0	0	33		
22	WELCH, Chelsea	g	6-15	2-5	7-8	1	2	3	2	21	3	1	0	1	36		
00	den HEETEN, Myrthe		0-1	0-1	0-0	0	0	0	1	0	2	0	0	0	4		
02	HAYES, Antania		0-3	0-0	0-0	0	1	1	1	0	0	0	0	0	11		
Team						0	2	2									
Totals			23-59	6-21	14-18	9	21	30	11	66	11	7	1	6	200		

1st - FG %: 8-15 53.3% 2nd: 5-17 29.4% 3rd: 6-16 37.5% 4th: 4-11 36.4% Game: 23-59 39.0% Deadball Rebounds  
3FG %: 3-4 75.0% 1-6 16.7% 2-8 25.0% 0-3 0.0% 6-21 28.6%  
FT %: 1-2 50.0% 2-2 100.0% 2-4 50.0% 9-10 90.0% 14-18 77.8%

Officials: Brad Maxey, Marla Gearhart and Jamie Broderick  
Technical fouls: Central Michigan-None. Wright State-None.  
Attendance: 458  
WNIT First Round

Score by periods	1st	2nd	3rd	4th	Total
Central Michigan	11	17	20	16	64
Wright State	20	13	16	17	66

A hopeful start ended as a disappointing finish Thursday for Central Michigan as it fell in the first round of the Women's National Invitation Tournament against Wright State, 66-64, in the Nutter Center.

The Mid-American Conference regular-season champions ended their season 23-9. It was their fifth trip to the WNIT in the last seven years under head coach Sue Guevara.

Cassie Breen led the Chippewas in scoring with 20 points. The junior guard was 58.3 percent from the field. Tinara Moore recorded her sixth double-double of the season with 17 points and 10 rebounds. Reyna Frost had eight points and 12 rebounds. Hudson had 11 points for CMU.

Breen and Moore both reached 1,000 points for their career. Presley Hudson's three assists against Wright State were enough for her to tie the single-season assist record with 156. She stands at the top spot with Suzy Merchant (1990-91) and Brandie Baker (2010-11).

Wright State had the largest lead of 11 at the start of the second quarter, but Central Michigan whittled the deficit to 27-18 with a free throw by Frost. CMU trailed by five points at the half, 33-28.

The Chippewas took their first lead since the start of the game when Breen sunk one from behind the arc with 7:27 left in the third. A layup by Jewel Cotton put CMU up 40-37, and from there it was a back-and-forth effort.

Central Michigan led by three with just over two minutes remaining, but foul trouble put the Raiders within one, and they took the lead with less than a minute remaining.

Chelsea Welch and Symone Simmons combined for 41 points for the Raiders.

CMU was 85 percent at the free-throw line and 24-of-56 from the field. The Chippewas out-rebounded Wright State, 40-30.

## CMU TOP PERFORMERS

<b>Points</b>	Cassie Breen	20
	Tinara Moore	17
	Presley Hudson	11
<b>Rebounds</b>	Reyna Frost	12
	Tinara Moore	10
<b>Assists</b>	Reyna Frost	3
	Presley Hudson	3
<b>Steals</b>	Reyna Frost	2
	Tinara Moore	2
<b>Blocks</b>	Amani Corley	1



# CENTRAL MICHIGAN POSTSEASON APPEARANCES

**NCAA TOURNAMENT**  
**Central Michigan 78, LSU 69**  
**March 17, 2018**  
**Columbus, Ohio**



Official Basketball Box Score -- Game Totals -- Final Statistics  
**Central Michigan vs LSU**  
 03/17/18 11:20 a.m. at Columbus, Ohio (St. John Arena)



**Central Michigan 78 • 29-4**

##	Player	Total			3-Ptr		Rebounds			PF	TP	A	TO	Blk	Stl	Min
		FG-FGA	FG-FGA	FT-FTA	FG-FGA	FG-FGA	Off	Def	Tot							
02	MOORE, Tinara	f	9-13	0-1	7-9	1	6	7	2	25	1	5	0	0	40	
13	FROST, Reyna	f	6-11	0-1	0-0	6	6	12	5	12	1	0	1	1	33	
01	KELLY, Micaela	g	5-9	3-4	4-4	4	2	6	2	17	3	1	0	0	34	
03	HUDSON, Presley	g	4-14	2-8	2-2	0	4	4	2	12	8	4	0	0	40	
10	BREEN, Cassie	g	3-7	2-5	0-0	0	1	1	2	8	0	1	0	1	39	
04	WATTERS, Maddy	g	0-0	0-0	0-0	1	1	2	0	0	0	0	0	0	7	
50	BUSSELL, Kyra	g	1-2	0-0	2-2	1	1	2	1	4	0	0	0	0	7	
<b>Team</b>						1	5	6			1					
<b>Totals</b>			28-56	7-19	15-17	14	26	40	14	78	13	12	1	2	200	
1st - FG %:		11-19	57.9%	2nd: 5-13	38.5%	3rd: 9-16	56.3%	4th: 3-8	37.5%	Game: 28-56	50.0%	Deadball				
3FG %:		3-7	42.9%	2-7	28.6%	1-3	33.3%	1-2	50.0%	7-19	36.8%	Rebounds		1,1		
FT %:		0-0	0.0%	3-3	100.0%	3-4	75.0%	9-10	90.0%	15-17	88.2%					

**LSU 69 • 19-10**

##	Player	Total			3-Ptr		Rebounds			PF	TP	A	TO	Blk	Stl	Min
		FG-FGA	FG-FGA	FT-FTA	FG-FGA	FG-FGA	Off	Def	Tot							
05	Ayana Mitchell	f	7-10	0-0	2-2	7	2	9	2	16	0	1	0	2	40	
00	Chloe Jackson	g	8-22	1-5	7-8	1	2	3	1	24	3	1	1	0	40	
03	Khayla Pointer	g	4-9	0-2	0-0	0	0	0	1	8	0	0	0	1	18	
11	Raigyne Louis	g	5-15	1-3	2-2	1	7	8	3	13	6	0	1	3	38	
13	J. Richard-Harris	g	0-2	0-1	0-0	2	0	2	0	0	0	0	0	0	12	
02	Shanice Norton	g	2-7	0-1	0-0	0	1	1	3	4	1	0	0	0	23	
04	Raven Farley	g	0-0	0-0	0-0	0	1	1	3	0	0	0	1	0	9	
15	Y. Bidikuindila	g	1-1	0-0	0-0	0	0	0	1	2	0	0	0	0	12	
30	Jailin Cherry	g	1-3	0-2	0-0	2	0	2	1	2	0	0	0	0	8	
<b>Team</b>						1	0	1								
<b>Totals</b>			28-69	2-14	11-12	14	13	27	15	69	10	2	3	6	200	
1st - FG %:		7-19	36.8%	2nd: 8-17	47.1%	3rd: 7-16	43.8%	4th: 6-17	35.3%	Game: 28-69	40.6%	Deadball				
3FG %:		0-4	0.0%	1-1	100.0%	1-4	25.0%	0-5	0.0%	2-14	14.3%	Rebounds		1,2		
FT %:		2-3	66.7%	5-5	100.0%	0-0	0.0%	4-4	100.0%	11-12	91.7%					

Officials: Lisa Mattingly, Kevin Pethel, Chaney Muench  
 Technical fouls: Central Michigan-None. LSU-None.  
 Attendance:

Score by periods	1st	2nd	3rd	4th	Total
Central Michigan	25	15	22	16	<b>78</b>
LSU	16	22	15	16	<b>69</b>

Points	In	Off	2nd	Fast	Bench
Central Michigan	38	2	15	0	4
LSU	34	12	20	12	8

Last FG - CMU 4th-04:30, LSU 4th-02:45.  
 Largest lead - CMU by 12 2nd-08:37, LSU by 2 1st-09:19.  
 CMU led for 35:58. LSU led for 02:15. Game was tied for 01:19.

Score tied - 3 times.  
 Lead changed - 7 times.

A season-long, one-game-at-a-time, all-for-one mentality led to a historic victory for Central Michigan on March 17.

The Chippewas beat No. 24 LSU, 78-69, for the program's first NCAA Women's Basketball Tournament victory, and they did it by living up to what CMU coach Sue Guevara said about her team one day earlier.

Unselfish, Guevara said, at a press conference. Once again, all five CMU starters had their moments. Mid-American Conference Player of the Year Tinara Moore held her own inside against LSU's Ayana Mitchell and Khayla Pointer. Moore finished with 25 points and seven rebounds.

MAC Tournament Most Valuable Player Reyna Frost struggled with foul trouble but grabbed six of her 12 rebounds in the third quarter. She finished with 12 points. Junior guard Presley Hudson, who had 12 points and eight assists, hit key shots, including a running jumper at the end of the first quarter to give the Chippewas a 25-16 lead.

CMU never trailed by more than two points and that was in the opening minutes. Each time the sixth-seeded Tigers made a run, the 11th-seeded Chippewas answered with one of their own.

Frost fouled out with 2:15 left in the game and CMU leading 74-67. The Chippewas finished the game with three freshmen on the court – guards Micaela Kelly and Maddy Watters and forward Kyra Bussell.

Bussell finished with four points and two rebounds in seven minutes of action. Cheering and slapping the floor from the bench was Frost.

As the clock ticked down, CMU fans - about 300 in St. Johns Arena on the campus of Ohio State University - stood, screamed and clapped as they sensed the history the Chippewas were chasing.

In the final seconds, Hudson dribbled up the floor, smiled and slapped hands with Kelly. CMU was 0-3 in NCAA Tournament games entering the game, and it was the Chippewas' first tournament appearance since 2013.

At 29-4, the Chippewas extended their program record for victories in a season.

## CMU TOP PERFORMERS

<b>Points</b>	Tinara Moore	25
	Micaela Kelly	17
	Reyna Frost	12
	Presley Hudson	12
<b>Rebounds</b>	Reyna Frost	12
<b>Assists</b>	Presley Hudson	8
<b>Steals</b>	Cassie Breen	1
	Reyna Frost	1
<b>Blocks</b>	Reyna Frost	1



# CENTRAL MICHIGAN POSTSEASON APPEARANCES

## NCAA TOURNAMENT Central Michigan 95, Ohio State 78 March 18, 2018 Columbus, Ohio

Before Saturday, Central Michigan women's basketball had never won a game in the NCAA Tournament. Now, coach Sue Guevara's Chippewas are headed to the Sweet 16.

Presley Hudson scored 28 points and the Chippewas made 52 percent of their 3-point attempts in knocking off another giant on Monday night, topping Ohio State, 95-78, in the Buckeyes' St. John Arena in a second-round NCAA Tournament game.

Two days after the 11th-seeded Chippewas toppled sixth-seeded LSU, the Chippewas took down the third-seeded Buckeyes - the Big Ten regular season and tournament champions - on the Ohio State campus. Ohio State is ranked 10th by the Associated Press, LSU is ranked 24th.

The Chippewas never blinked and never backed down against either opponent.

The 30 wins is a program record and the Chippewas head west after having pocketed the first two NCAA Tournament wins in program history in the past 48 hours.

Cassie Breen added 22 points, Tinara Moore had 20 and Micaela Kelly added 15 for CMU, which outrebounded the Buckeyes, 46-35.

The Chippewas used a pair of big first-half runs - the first 20-1, the second 9-0 - in building a 34-21 halftime lead.

They stepped on the gas in the second half, never letting the Buckeyes gain much traction. CMU, just as it did against LSU on Saturday, played like a mature veteran team accustomed to the pressure of the spotlight.

CMU, which trailed in the first quarter, 15-5, made 14 of its 27 3-point attempts.

CMU pushed its lead to 23, 58-35, with under 3 minutes to play in the third quarter and was up 21, 67-46, entering the fourth. The Buckeyes drew to within 13, 82-69, but Hudson hit two free throws with 2:36 to play to make it 84-69, snuffing out Ohio State's last legitimate attempt.

CMU made 25 of its 27 free throw attempts. Hudson was a perfect 10 for 10 from the charity stripe.

### Official Basketball Box Score -- Game Totals -- Final Statistics Central Michigan vs Ohio State 03/19/18 7:00 p.m. at Columbus, Ohio (St. John Arena)

#### Central Michigan 95 • 30-4

##	Player	F	Total			3-Ptr			Rebounds			PF	TP	A	TO	Blk	Stl	Min
			FG-FGA	FG-FGA	FT-FTA	FG-FGA	FG-FGA	FT-FTA	Off	Def	Tot							
02	Tinara Moore	f	5-13	2-4	8-10	2	8	10	2	20	2	2	2	2	0	38		
13	Reyna Frost	f	3-7	0-1	2-2	4	9	13	5	8	3	0	1	2	32			
01	Micaela Kelly	g	6-13	3-4	0-0	4	1	5	3	15	3	2	0	0	40			
03	Presley Hudson	g	7-15	4-9	10-10	1	7	8	2	28	5	6	0	1	40			
10	Cassie Breen	g	6-11	5-9	5-5	0	3	3	2	22	1	0	0	2	40			
04	Maddy Watters	g	0-0	0-0	0-0	0	0	0	1	0	0	0	0	0	3			
50	Kyra Bussell	g	1-3	0-0	0-0	0	1	1	2	2	0	1	0	0	7			
Team																		
Totals			28-62	14-27	25-27	13	33	46	17	95	14	12	3	5	200			
1st - FG %:			3-16	18.8%	2nd: 8-20	40.0%	3rd: 11-16	68.8%	4th: 6-10	60.0%	Game: 28-62	45.2%	Deadball					
3FG %:			1-6	16.7%	4-9	44.4%	7-8	87.5%	2-4	50.0%	14-27	51.9%	Rebounds					
FT %:			2-2	100.0%	5-5	100.0%	4-4	100.0%	14-16	87.5%	25-27	92.6%	2					

#### Ohio State 78 • 28-7

##	Player	F	Total			3-Ptr			Rebounds			PF	TP	A	TO	Blk	Stl	Min
			FG-FGA	FG-FGA	FT-FTA	FG-FGA	FG-FGA	FT-FTA	Off	Def	Tot							
01	Stephanie Mavunga	f	7-12	0-0	2-4	9	6	15	3	16	0	3	3	2	28			
22	Alexa Hart	f	0-3	0-0	0-0	0	3	3	3	0	0	1	2	0	25			
03	Kelsey Mitchell	g	11-29	6-16	0-1	1	0	1	2	28	3	1	0	2	38			
04	Sierra Calhoun	g	3-10	3-8	0-0	1	3	4	2	9	2	2	0	33				
15	Linnæe Harper	g	5-10	1-2	3-3	1	5	6	3	14	5	2	0	29				
12	Savitha Jayaraman	g	0-0	0-0	0-0	0	0	0	0	0	0	0	0	0+				
14	Karlie Cronin	g	0-0	0-0	0-0	0	0	0	0	0	0	0	0	0+				
20	Asia Doss	g	2-5	1-1	3-4	0	0	0	3	8	1	0	0	24				
24	Makayla Waterman	g	0-2	0-1	1-2	2	2	4	3	1	2	3	0	1	17			
33	Jensen Caretti	g	1-2	0-1	0-0	0	0	0	0	2	1	0	0	6				
Team																		
Totals			29-73	11-29	9-14	14	21	35	19	78	14	12	5	9	200			
1st - FG %:			6-16	37.5%	2nd: 2-13	15.4%	3rd: 8-21	38.1%	4th: 13-23	56.5%	Game: 29-73	39.7%	Deadball					
3FG %:			3-8	37.5%	0-2	0.0%	3-9	33.3%	5-10	50.0%	11-29	37.9%	Rebounds					
FT %:			0-0	0.0%	2-5	40.0%	6-8	75.0%	1-1	100.0%	9-14	64.3%	2					

Officials: Lisa Mattingly, Robert Scofield, Tiara Cruse  
Technical fouls: Central Michigan-None. Ohio State-None.  
Attendance: 3571

Score by periods	1st	2nd	3rd	4th	Total
Central Michigan	9	25	33	28	95
Ohio State	15	6	25	32	78

Points	In	Off	2nd	Fast	Bench
CMU	24	12	7	7	2
OSU	30	14	18	14	11

Last FG - CMU 4th-01:24, OSU 4th-00:35.  
Largest lead - CMU by 23 3rd-03:13, OSU by 10 1st-02:13.  
CMU led for 27:32. OSU led for 10:12. Game was tied for 01:46.

Score tied - 2 times.  
Lead changed - 3 times.

## CMU TOP PERFORMERS

<b>Points</b>	Presley Hudson	28
	Cassie Breen	22
	Tinara Moore	20
	Micaela Kelly	15
<b>Rebounds</b>	Reyna Frost	13
	Tinara Moore	10
<b>Assists</b>	Presley Hudson	5
<b>Steals</b>	Cassie Breen	2
	Reyna Frost	2
<b>Blocks</b>	Tinara Moore	2





**MEDIA INFORMATION**

Please coordinate all coach and player interview requests through Assistant Director of Athletic Marketing and Communications Mary Walsh. She can be reached in at (231) 350-0894 or by email at walsh1me@cmich.edu. **Please allow 24 hours of advanced notice in scheduling an interview.**

**WEBSITE**

Media members are reminded that the official athletics website, CMUChippewas.com, contains updated player stats and bios each week. Also available on the site are video interviews, postgame highlights and press conferences.

**VISITING RADIO**

One ISDN line and one telephone line are available for use by the official radio network of the visiting team. Visiting networks that wish to have additional lines installed at their own expense may do so by contacting CMU Telecommunications at (989) 774-1474.

**VIDEO**

The Athletic Communications Department maintains a vast library of video clips for distribution to requesting electronic media. In addition, postgame highlights and press conference cut-ups are available for download using the department's FTP server. Please contact Adam Jakska (adam.jakska@cmich.edu) for detailed instructions and requests.

**MEDIA ROOM**

Located on court level, just off the northwest corner of the court, the Media Room is available for members of the working media. A light pregame meal will be served approximately one hour before the game and coaches and selected players will hold a press conference in the room following the game. The room is equipped with Internet access and space for media to work.

**CREDENTIAL REQUESTS**

Requests for media credentials should be made through email at walsh1me@cmich.edu. Parking passes are not required on campus after 5 p.m.

**PHOTOGRAPHERS/VIDEOGRAPHERS**

Photographers and videographers are limited to shooting from a seated position on the baseline.

**ATHLETIC COMMUNICATIONS CONTACT**

Assistant Director/WBB Contact: Mary Walsh  
Cell: (231) 350-0894  
Email: walsh1me@cmich.edu





**GAME PREVIEW**

- Central Michigan (30-4, 17-1 MAC), the No. 11 seed for the 2018 NCAA Women's Basketball Tournament, will face No. 2 seed Oregon (32-4, 16-2 PAC-12) on Saturday, March 24 at approximately 3:30 p.m. in the third round at Spokane Arena in Spokane, Wash.
- This is the second meeting between the Chippewas and Ducks. CMU leads the all-time series, 1-0, versus Oregon.
- CMU defeated the Ducks, 73-67, in the Las Vegas Tournament on Nov. 28, 2014.
- The Chippewas are 2-3 in NCAA Tournament appearances. CMU won its first NCAA game with a 78-69 victory over No. 6 seed LSU on Saturday, March 17 in Columbus, Ohio.
- The Chippewas posted another NCAA Tournament victory against Ohio State, 95-78, on Monday, March 19 at St. John Arena.
- Central Michigan is one of two MAC institutions still in the NCAA Tournament. Buffalo is the other. This is the first time in conference history that two teams are in the Sweet 16.
- CMU topped No. 2 Buffalo, 96-91, on Saturday, March 10 to claim the Mid-American Conference Tournament title.
- CMU topped Toledo, 72-67, on March 3 to clinch the outright MAC regular-season title. This is the second time in program history that the Chippewas have won the title in back-to-back seasons.
- CMU has recorded 20 regular-season wins six of the last seven years under head coach Sue Guevara.
- The 30 victories this season is a program record. The 2017-18 squad passed the 1983-84 team, which finished 27-3.
- CMU is 308-301 all-time in MAC games. The Chippewas recorded the program's 300th MAC win against Buffalo on Jan. 31, 2018.
- Since the 2015-16 season, the Chippewas have posted a 46-8 (85.2 percent) Mid-American Conference mark.
- Over the last three seasons, Central Michigan is 26-1 in home league games and 20-0 since Jan. 20, 2016 when it fell to Toledo in overtime.

- The Chippewas have used the same five starters — Cassie Breen, Reyna Frost, Presley Hudson, Micaela Kelly and Tinara Moore — in every game this season.

**TRENDING**

- Central Michigan ranks sixth in the CollegelInsider.com Mid-Major Top 25 poll.
- The Chippewas received 13 votes in the USA Today coaches poll and six votes in the Associated Press poll this week.
- CMU ranks 15th in the RPI ratings — the highest this season.
- The Chippewas rank second in the nation and lead the MAC in free throw percentage (80.7%).
- CMU continues to lead the conference and ranks 12th among NCAA Division I with an average of 9.2 3-pointers per game.
- Central Michigan has drained 310 triples, which is good for first in the MAC and 10th in the country.
- CMU is the MAC's top scoring team at 82.7 points per game. They are seventh nationally in that category.
- CMU is making 38.8 percent of its 3-point tries (312-of-804), which leads the MAC and ranks eighth in the nation.
- Central Michigan is one of three MAC teams that have a double-digit scoring margin at plus-12.3 points. This ranks third in the MAC and 33rd in the country.
- CMU's lineup features six players who average double-digit minutes and five who average double figures in scoring.
- Junior Presley Hudson is leading the MAC and ranks 10th in the nation with 3.6 triples per game.
- Hudson is fourth in the country and leads the league in free throw percentage. She is 102-of-110 (92.7 percent).
- Hudson has drained 122 triples this season, which leads the league and is good for ninth in the country.
- Hudson is shooting 44.4 percent from beyond the arc, which leads the league and ranks 10th in the NCAA.
- Junior Reyna Frost is dominating on the boards as she ranks 11th nationally in rebounds per game (11.8) and eighth in offensive rebounds per game (4.5).

	STAT COMPARISON			
30-4 (17-1MAC)	<b>2017-18 Record</b>	32-4 (16-2 PAC-12)	31-3 (15-1 ACC)	26-9 (11-5 SEC)
82.7	<b>Points</b>	82.6	85.5	77.5
70.4	<b>Opponent Points</b>	62.9	66.8	67.9
42.1	<b>Rebounds</b>	38.4	41.9	41.7
+8.5	<b>Rebounding Margin</b>	+7.3	+8.6	+9.1
12.9	<b>Offensive Rebounds</b>	11.8	14.1	14.8
12.2	<b>Opponent Offensive Rebounds</b>	11.5	12.6	11.5
.471	<b>Field Goal Pct.</b>	.502	.506	.454
.403	<b>Opponent Field Goal Pct.</b>	.390	.394	.409
.388	<b>3-Point FG Pct.</b>	.406	.368	.359
.333	<b>Opponent 3-Point FG Pct.</b>	.303	.345	.327
15.6/14.4	<b>Assists / Turnovers</b>	19.4/12.9	18.9/14.1	13.6/13.3
-2.9	<b>Turnover Margin</b>	+1.0	+2.1	-0.3
11.6	<b>Opponent Turnovers</b>	13.9	16.1	13.0
4.4	<b>Blocked Shots</b>	4.1	3.3	3.3
5.8	<b>Steals</b>	7.6	8.5	6.9



**QUICK FACTS**

**GENERAL INFORMATION**

Location ..... Mount Pleasant, Mich.  
Enrollment ..... 27,069  
Founded ..... 1892  
Nickname ..... Chippewas  
Colors ..... Maroon and Gold  
Conference ..... Mid-American  
President ..... Dr. George E. Ross  
Director of Athletics ..... Michael Alford  
Website ..... CMUChippewas.com  
Facebook ..... Facebook.com/ CMUWBBall  
Twitter ..... @CMUWBBall

**TEAM INFORMATION**

2016-17 Record ..... 23-9  
MAC Record/Place ..... 15-3/1st Overall  
Lettermen Returning/Lost ..... 7/3  
Starters Returning/Lost ..... 4/1  
Newcomers ..... 5  
Arena ..... McGuirk Arena (5,300)

**PROGRAM HISTORY**

First Season ..... 1967-68 (50 seasons)  
All-Time Record ..... 661-638 (.509)  
All-Time MAC Record ..... 308-301 (.506)  
..... (36 seasons)  
MAC Regular Season Titles ..... 4  
..... (1984, 1985, 2017, 2018)  
MAC West Titles ..... 4 (2014, 2016, 2017, 2018)  
MAC Tournament Titles ..... 4  
..... (1983, 1984, 2013, 2018)  
NCAA Tournament Appearances ..... 4  
..... (1983, 1984, 2013, 2018)  
WNIT Appearances ..... 5  
..... (2011, 2012, 2014, 2016, 2017)

**COACHING STAFF**

Head Coach ..... Sue Guevara  
Record at CMU ..... 206-147 (.584)  
Career Record ..... 329-229 (.590)  
Associate Head Coach ..... Heather Oesterle  
Assistant Coach ..... Murriel Page  
Assistant Coach ..... Courtney Shelton  
Dir. of Operations ..... Phil Wendland  
Video Coordinator ..... Logan Welch

**ATHLETIC COMMUNICATIONS**

Asst. AD for Marketing/Comm ..... Jim Knight  
Associate Director ..... John Regenfluss  
Assistant Director ..... Andy Sneddon  
Assistant Director ..... Mary Walsh  
Cell Phone ..... 231.350.0894  
Email ..... walsh1me@cmich.edu

**BROADCAST INFORMATION**

Radio Play-By-Play ..... Jesse Goldberg-Strassler  
Email ..... jgoldstrass@hotmail.com  
ESPN3/CSN Digital ..... Adam Jaks  
Email ..... adam.jaks@cmich.edu

- Frost is grabbing 7.3 defensive boards per game, which leads the MAC and ranks 24th in the NCAA.
- Her 402 rebounds is a Mid-American Conference single-season record. The previous record was held by Buffalo's Kourtney Brown, who grabbed 372 boards in 2010-11.
- Senior Tinara Moore is averaging a team-best 18.9 points per game, which ranks fourth in the MAC and 50th in the nation.
- Moore is shooting 57.8 percent from the floor (230-of-398), which ranks second in the MAC and 23rd in the NCAA.
- Moore recorded two blocks against Northern Illinois on Jan. 18 to become CMU's program leader. She has 214 in her career. She passed Crystal Bradford (2011-15), who recorded 171.
- Moore leads the MAC and ranks 28th in the nation averaging 2.3 blocks per game.
- Senior Cassie Breen is fifth in the conference with 2.6 triples per game.
- Breen drained three 3-pointers to become CMU's career leader. She passed former Chippewa Niki DiGuilio (2010-14) who had 288. Breen now has 300.
- Coach Sue Guevara recorded her 100th win at McGuirk Arena with an 88-84 victory over Kent State on Jan. 13.
- Guevara earned her 200th victory as the CMU head coach vs. Ball State on Feb. 28.
- CMU earned its first NCAA Tournament victory with a 78-69 win over No. 6 seed LSU on March 17.

**SENSATIONAL SENIORS**

- We say thank you to our four seniors – Tinara Moore, Cassie Breen, Aleah Swary and Amani Corley – who have been a part of 87 victories (including 53 in the MAC) since arriving in 2014-15.
- This foursome has won or shared three MAC West titles, two overall regular-season league championships, a MAC Tournament title, the program's first-ever NCAA Tournament victory and has been to the Women's NIT the past two seasons.
- This senior class is the winningest group in program history. The 1982-86 senior class also compiled 85 victories.

**OH HOW SWEET IT IS**

- Before Saturday, Central Michigan women's basketball had never won a game in the NCAA Tournament. Now, coach Sue Guevara's Chippewas are headed to the Sweet 16.
- Presley Hudson scored 28 points and the Chippewas made 52 percent of their 3-point attempts in knocking off another giant on March 19, topping Ohio State, 95-78, in the Buckeyes' St. John Arena in a second-round NCAA Tournament game.
- The Chippewas never blinked and never backed down against either opponent. When the final horn sounded, senior guard Cassie Breen threw the ball high in the air and ran to her teammates. The celebration that followed started on the court among players and coaches, extended into the stands to include the 250 CMU fans who traveled to the game and concluded with dancing and singing in the locker room.
- CMU (30-4) advances to Spokane, Wash., where it will play second-seeded and sixth-ranked Oregon on Saturday.

- The 30 wins is a program record, and the Chippewas head west after having pocketed the first two NCAA Tournament wins in program history in the past 48 hours.
- Cassie Breen added 22 points, Tinara Moore had 20 and Micaela Kelly added 15 for CMU, which outrebounded the Buckeyes, 46-35.
- What has transpired already qualifies as the finest season in the 50 years of Central Michigan women's basketball. A record 30 victories. Back-to-back wins in the NCAA Tournament - when the program had never won even a single tournament game - and those two wins came over ranked foes.
- The tournament wins came a week after CMU won the MAC Tournament to complete the league triple crown, which started with the West Division and overall regular-season championships.
- The Chippewas used a pair of big first-half runs - the first 20-1, the second 9-0 - in building a 34-21 halftime lead.
- They stepped on the gas in the second half, never letting the Buckeyes gain much traction. CMU, just as it did against LSU on Saturday, played like a mature veteran team accustomed to the pressure of the spotlight.
- CMU, which trailed in the first quarter, 15-5, made 14 of its 27 3-point attempts.
- CMU pushed its lead to 23, 58-35, with under 3 minutes to play in the third quarter and was up 21, 67-46, entering the fourth. The Buckeyes drew to within 13, 82-69, but Hudson hit two free throws with 2:36 to play to make it 84-69, snuffing out Ohio State's last legitimate attempt.
- CMU made 25 of its 27 free throws. Hudson was a perfect 10-for-10 from the charity stripe.

**FIRST NCAA TOURNAMENT VICTORY**

- A season-long, one-game-at-a-time, all-for-one mentality led to a historic victory for Central Michigan on March 17.
- The Chippewas beat No. 24 LSU, 78-69, for the program's first NCAA Women's Basketball Tournament victory, and they did it by living up to what CMU coach Sue Guevara said about her team one day earlier.
- Unselfish, Guevara said, at a press conference. Once again, all five CMU starters had their moments. Mid-American Conference Player of the Year Tinara Moore held her own inside against LSU's Ayana Mitchell and Khayla Pointer. Moore finished with 25 points and seven rebounds.
- MAC Tournament Most Valuable Player Reyna Frost struggled with foul trouble but grabbed six of her 12 rebounds in the third quarter. She finished with 12 points. Junior guard Presley Hudson, who had 12 points and eight assists, hit key shots, including a running jumper at the end of the first quarter to give the Chippewas a 25-16 lead.
- CMU never trailed by more than two points and that was in the opening minutes. Each time the sixth-seeded Tigers made a run, the 11th-seeded Chippewas answered with one of their own.
- CMU will play the winner of the Ohio State-George Washington game on Monday in St. Johns Arena.
- Frost fouled out with 2:15 left in the game and CMU





leading 74-67. The Chippewas finished the game with three freshmen on the court – guards Micaela Kelly and Maddy Watters and forward Kyra Bussell.

- Bussell finished with four points and two rebounds in seven minutes of action. Cheering and slapping the floor from the bench was Frost.
- As the clock ticked down, CMU fans - about 300 in St. Johns Arena on the campus of Ohio State University - stood, screamed and clapped as they sensed the history the Chippewas were chasing.
- In the final seconds, Hudson dribbled up the floor, smiled and slapped hands with Kelly. CMU was 0-3 in NCAA Tournament games entering the game, and it was the Chippewas' first tournament appearance since 2013.
- At 29-4, the Chippewas extended their program record for victories in a season.

**SCOUTING NO. 2 SEED OREGON**

- No. 11 seed Central Michigan will play No. 2 seed Oregon in the first round of the NCAA Tournament on Saturday, March 24 at approximately 6 p.m. in Spokane, Wash.
- The Ducks are 32-4 overall with a 16-2 PAC-12 mark.
- Oregon is led by fourth-year head coach Kelly Graves.
- Oregon defeated No. 10 seed Minnesota, 101-73, in the second round of the NCAA Tournament on March, 18.
- The Ducks posted an 88-45 victory over No. 15 seed Seattle in the first round on March 16.
- Five Ducks are averaging double figures, led by Sabrina Ionescu (19.6 ppg) and followed by Ruthy Hebard (17.5 ppg), Maite Cazorla (10.9 ppg), Satou Sabally (10.8 ppg) and Lexi Brando (10.3 ppg), respectively.
- Hebard is grabbing a team-high 8.8 rebounds per game and ranks third in the country with a 65.9 field goal percentage (253-384).
- Ionescu has dished out a team-best 284 assists and leads the nation with six triple-doubles this season.
- Oregon leads the NCAA with a .406 3-point percentage (321-791).
- This is the second meeting in program history between the Chippewas and Ducks. CMU leads the all-time series, 1-0, against Oregon.

**UP NEXT FOR THE CHIPPEWAS**

- Should Central Michigan advance past the third round, the Chippewas will meet the winner of the matchup between No. 1 seed Notre Dame and No. 4 seed Texas A&M on Monday, March 26 in Spokane, Wash.
- The Chippewas 1-5 vs. Notre Dame; 0-2 vs. Texas A&M.
- A win in the quarterfinals would advance Central Michigan to the Final Four on March 30 in Columbus, Ohio.
- A win in the third round would advance Central Michigan to the quarterfinals on March 26.

- Should CMU fall in the third round, the historic 2017-18 season would come to a close.

**ALL-MAC SELECTIONS**

- Senior Tinaro Moore was named MAC Player of the Year and MAC Defensive Player of the Year along with All-Defensive Team and All-MAC First Team accolades.
- Moore is the second Chippewa in program history to earn Player of the Year accolades and the only player to earned Defensive Player of the Year in back-to-back seasons.
- Moore leads the team averaging 18.9 points per game and holds the CMU career record in blocks with 214.
- Junior Presley Hudson was named to the All-MAC First Team for the second consecutive year. She averages 18.4 points per game and is shooting 92.7 percent from the free-throw line, which ranks fourth in the country.
- Junior Reyna Frost was named to the All-MAC Second Team and is averaging a team-best 11.8 rebounds per game.
- Redshirt freshman Micaela Kelly earned MAC All-Freshman Team honors.
- Head coach Sue Guevara earned her second MAC Coach of the Year honor. She also received this accolade in 2016.
- Under Guevara, the Chippewas have won 30 games this season, which ranks first in program history.

**OUR HOUSE**

- Since the start of the 2015-16 season, the Chippewas have posted a 46-8 record in MAC games, an .852 win percentage.
- Central Michigan is 26-1 in home league games in that two-plus season span. The Chippewas have won 20 consecutive MAC home games since Jan. 20, 2016, when they fell to Toledo in overtime.
- Between 1982-85, CMU went 26-1 in home MAC games. Included in that span was a perfect 18-0 league slate in the 1983-84 season.

**CONSISTENCY IS KEY**

- The starting five – Hudson, Breen, Kelly, Moore and Frost -- has scored 90.6 percent (2,549 total points) of CMU's 2,813 total points.
- At least three starters have scored in double figures in 33 games this season.
- CMU holds an 8-1 record when all five starters score in double figures and an 13-0 mark when four starters score 10-plus points each.

**OFFENSIVE WEAPONS**

- Senior Tinaro Moore has posted double-digits in 32 games, including 16 with 20+ points.
- Moore has recorded a team-high in points in 14 games this season.
- She holds a 57.8 shooting percentage from the floor, which ranks second in the MAC and 23rd in the NCAA.
- Moore leads the team and ranks fourth in the MAC averaging 18.9 points per game.
- Junior Presley Hudson has scored in double-figures in 32 games, including 13 with 20+ points.
- Hudson ranks fifth in the conference scoring 18.4 points per game.
- Hudson leads in the league and 10th in the country in

- 3-point percentage (44.4 perfect)
- Hudson leads the team with 180 assists and averages 5.3 dimes a game, which ranks sixth in the conference. Her 180 assists is a CMU single-season record.
- She ranks 10th in the nation and leads the league with 3.6 triples per game.
- Hudson has made 122 3-pointers this season, which ranks ninth in the nation and leads the MAC. She holds the CMU single-season record in 3-pointers.
- Hudson needs five more 3-pointers to break the Mid-American Conference single-season record. She would pass Ohio's Kiyanna Black who made 126 triples in 2015-16.

**GRABBIN' THE REY-BOUNDS**

- Junior Reyna Frost continues to dominate the boards as she ranks 11th in the nation and first in the MAC with 11.8 rebounds per game.
- She also ranks eighth in the NCAA and leads the MAC with offensive boards per game (4.5).
- Her 7.3 defensive rebounds per game leads the

**COLLEGEINSIDER.COM  
MID-MAJOR POLL**

(as of March 6)

	RECORD	POINTS
1. Belmont (24)	31-3	758
2. Green Bay (4)	27-3	725
3. Mercer (1)	30-2	707
4. FGCU	28-4	660
5. Quinnipiac	26-5	658
6. <b>Central Michigan</b>	<b>25-4</b>	<b>619</b>
7. South Dakota (1)	26-5	588
8. South Dakota State	24-6	540
9. Princeton	22-5	515
10. Gonzaga (1)	25-5	510
11. Buffalo	25-4	474
12. Drake	23-7	427
13. UC Davis	24-5	379
14. Drexel	24-6	375
15. James Madison	19-9	304
16. Ball State	24-5	301
17. Elon	22-7	236
18. Saint Mary's	20-10	229
19. Northern Colorado	22-6	207
20. American	23-6	193
21. Penn	20-7	123
22. Maine	22-9	98
23. IUPUI	22-8	59
24. Little Rock	20-9	57
25. Marist	20-12	55

**OTHERS RECEIVING VOTES:** Bethune Cookman 45, Navy 45, Bucknell 40, UT Martin 36, Jacksonville 30, Lamar 23, Missouri State 15, Albany 13, Western Illinois 10, Liberty 7, Robert Morris 4, Wright State 4, Harvard 3, Toledo 2, Stephen F. Austin 1.



- conference and is good for 24th in the NCAA.
- Her 402 rebounds is a Mid-American Conference single-season record. The previous record was held by Buffalo's Kourtney Brown, who grabbed 372 boards in 2010-11.
  - Frost has grabbed double-digit rebounds in 22 games this season.
  - The Chippewas are 19-3 overall when Frost grabs 10+ rebounds.
  - She ranks second in CMU program history in career rebounding average (10.8).
  - Frost has recorded 1,073 career rebounds, which ranks third in the CMU record book. She needs 17 more rebounds to move into second in program history.

**CHARITY STRIPE NUMBERS**

- Central Michigan ranks second in the nation and leads the MAC with a 80.7 free-throw percentage (519-of-643).
- CMU went 25-of-27 (.925 percent) from the FT line vs. Ohio State on March 19, which is tied for the most this season. The Chippewas also made 25 versus Western Michigan on Jan. 27.
- The Chippewas were perfect from the line (18-of-18) at Indiana State on Dec. 9, which was the fourth time in program history.
- CMU went 17-of-17 from the line against Northern Illinois on Feb. 21.
- Senior Tinara Moore went 11-of-11 from the free throw line versus Ohio on Jan. 3, which ties for third in the CMU single-game record book.
- Junior Presley Hudson leads the MAC and ranks fourth in the nation with a 93.3 free throw percentage (112-of-120).
- Senior Cassie Breen ranks second on the team, going 52-of-60 (86.7%), while Moore is shooting 79.8 percent (170-of-213), respectively.

**FOR THE THREE**

- Senior Cassie Breen drained three 3-pointers to become CMU's career leader. She passed former Chippewa Niki DiGuilio (2010-14) held the record at 288.
- Currently, Breen has 301 career triples. She made her 300th career against Ohio State on March 19.
- Breen has a .386 career 3-point percentage, which ranks third in program history.
- Junior Presley Hudson ranks second in program history with 292 career triples and holds a 38.5 3-point percentage, which is fourth in program history.
- Hudson needs eight more triples to reach 300 career.
- Hudson leads the Chippewas with 122 this season, a CMU single-season record. She passed former Chippewa Niki DiGuilio, who held the record with 100 3-pointers in 2013-14.
- Hudson needs five more 3-pointers to become the MAC single-season record holder. She would pass Ohio's Kiyanna Black who made 126 in 2015-16.
- Hudson has made at least one triple since March 1, 2017 (37 games). She has drained at least

three 3-pointers in 24 games this season, including nine games with 5-plus triples made.

**DOUBLE TROUBLE**

- Senior Tinara Moore posted her 41st career double-double (20 pts., 10 rebs.) vs. Ohio on March 19.
- The Chippewas have posted a 34-5 record (87.2 percent) when Moore records a double-double - 14-4 (2015-16), 5-1 (2016-17) and 16-0 (2017-18).
- Moore ranks third in career double-doubles during the Guevara era. Former Chippewas Crystal Bradford (2011-14) and Kaihla Szunko (2007-11) ranks first and second with 54 and 42 double-doubles, respectively.
- Bradford record two triple-doubles, while Szunko posted one at CMU.
- Junior Reyna Frost recorded her 32nd career double-double and 17th of the season (12 pts., 12 rebs.) vs. LSU on March 17.
- The Chippewas are 15-2 this year when Frost garners a double-double.

**BLOCK PARTY**

- Senior Tinara Moore ranks first in the MAC and ranks 28th in the nation averaging 2.3 blocks per game.
- Moore had two blocks at Northern Illinois on Jan. 18 and became the program's career block leader with 173. She has 214 career blocks.
- She passed former Chippewa Crystal Bradford (2011-15), who recorded 171 career blocks.
- Moore has 78 blocks this season. She ranks first in the CMU single-season record book, breaking her own record (64) in 2016-17.

**IN SUE WE TRUST**

- Central Michigan head coach Sue Guevara captured her 300th career win after a 92-75 victory over Vanderbilt on Nov. 14.
- She became CMU's all-time winningest women's basketball coach with a 70-64 victory at Ohio on Feb. 15.
- It was her 172nd win on the Chippewa bench, as she passed Donita Davenport, who earned 171 wins as the Chippewa mentor from 1984-96.
- Guevara holds a 206-147 mark as CMU's coach and a 329-229 career record.
- Guevara coached her 500th career game at Purdue on Dec. 6., 2016.
- Guevara passed another milestone as she coached her 300th CMU game vs. Akron on Jan. 4, 2017.
- Guevara recorded her 100th win in McGuirk Arena vs. Kent State on Jan. 13, 2018.
- Guevara coached seven seasons at Michigan and garnered a 123-82 overall record.
- Guevara holds a 119-66 record against MAC teams during league play. She earned her 100th MAC win versus Northern Illinois on Feb. 22, 2017.
- Under Guevara's guidance, the Chippewas have won at least 20 games in a season seven of the last eight years.
- CMU earned its second MAC regular-season title in program history and first under coach Guevara.
- Guevara has led CMU to back-to-back-back MAC West Division titles (2016, 2017, 2018), to two MAC Championships (2013, 2018) and the program's first NCAA Tournament victory.

**CHIPPEWAS SIGN FOUR**

- Central Michigan head coach Sue Guevara announced the signing of Emari Bell of Altamonte Springs, Fla., Sam Robinson of Bradford, Ontario, Jahari Smith of Romeoville, Ill. and Anika Weekes of Toronto, Ontario to National Letters of Intent on Nov. 8, 2017.
- Bell is a 6-foot-3 forward from Jones High School; Robinson is a 6-1 forward who plays at Bradford High School.
- Smith, 6-foot center plays at Bolingbrook High School and Weekes is a 5-10 guard from St. Joseph's College School.
- Bell played her first three seasons at Edgewood High School before transferring to Jones.
- Bell led Edgewood to the Florida Class 7A state semifinals in 2017.
- Robinson led Bradford junior team to Georgian Bay Secondary School Association AAA championship in 2014.
- Smith reach 1,000 career points during her junior year and earned a spot on the Joliet, Ill. Herald-News All-Area Team.
- Weekes is a three-time team captain and average 17 points, nine rebounds and four assists per game in 2016-17.

**ENBERG SCHOLAR-ATHLETE OF THE YEAR**

- Senior Cassie Breen was the female recipient of the 2017 Dick Enberg Scholar-Athlete of the Year Award, which goes annually to a junior student-athlete who has a minimum 3.20 GPA, has performed with distinction in their sport and is considered a team leader.
- Breen, who carries a 3.61 GPA and is working toward a double major in psychology and sport management, has developed into a steadying force on the court, appearing in 93 games – 76 of them starts – and averaging 10.7 points per game in her career.
- She has twice been named Academic All-MAC, and has taken on a lead role in all the charitable and community involvement in which the women's basketball team is involved.





### CMU NCAA RECORDS

#### NCAA Tournament Single Game

Points.....36, Crystal Bradford (3/23/13 vs. Oklahoma)  
 Rebounds.....14, Crystal Bradford (3/23/13 vs. Oklahoma)  
**Assists.....8, Presley Hudson (3/17/18 vs. LSU)**  
 Blocks.....3, LaTanga Cox (3/15/84 vs. Alabama)  
 Steals .....7, Crystal Bradford (3/23/13 vs. Oklahoma)  
 FT Attempted .....12, LaTanga Cox (3/15/84 vs. Alabama)  
 FT Made .....10, LaTanga Cox (3/15/84 vs. Alabama)  
**.....10, Presley Hudson (3/19/18 vs. Ohio State)**  
 FG Attempted 31, Crystal Bradford (3/23/13 vs. Oklahoma)  
 FG Made.....14, Crystal Bradford (3/23/13 vs. Oklahoma)  
 Minutes.....40, LaTanga Cox (3/15/84 vs. Alabama)  
 .....40, Brandie Baker (3/23/13 vs. Oklahoma)  
**.....40, Presley Hudson (3/17/18 vs. LSU)**  
**.....40, Tinara Moore (3/17/18 vs. LSU)**  
**.....40, Cassie Breen (3/19/17, Ohio State)**  
**.....40, Presley Hudson (3/19/17, Ohio State)**  
**.....40, Micaela Kelly (3/19/17, Ohio State)**  
**Team FG %......500 (3/17/18 vs. LSU, 28-56)**  
**Team FT % ..... .926 (3/19/18 vs. Ohio State, 25-27)**

#### NCAA Tournament Career

**Points .....45, Tinara Moore**  
**Rebounds.....25, Reyna Frost**  
**Assists.....13, Presley Hudson**  
 Blocks.....3, LaTanga Cox  
 Steals .....7, Crystal Bradford  
**FT Attempted .....19, Tinara Moore**  
**FT Made .....15, Tinara Moore**  
**FG Attempted .....29, Presley Hudson**  
 FG Made.....14, Crystal Bradford  
**.....14, Tinara Moore**  
**Minutes .....80, Presley Hudson**

Current players in **bold**

### USA TODAY COACHES POLL

(as of March 12)

	RECORD	POINTS
1 Connecticut (32)	32-0	800
2 Baylor	31-1	757
3 Louisville	32-2	734
4 Mississippi State	32-1	700
5 Oregon	30-4	664
6 Notre Dame	29-3	646
7 South Carolina	26-6	617
8 Texas	26-6	571
9 UCLA	24-7	526
10 Ohio St.	27-6	496
11 Florida State	25-6	483
12 Oregon St.	23-7	428
13 Tennessee	24-7	407
14 Texas A&M	24-9	335
15 Missouri	24-7	332
16 Maryland	25-7	290
17 Georgia	25-6	280
18 Duke	22-8	253
19 Stanford	22-10	237
20 South Florida	26-7	224
21 Green Bay	29-3	184
22 NC State	24-8	134
23 DePaul	26-7	82
24 Mercer	30-2	81
25 Belmont	31-3	33

**OTHERS RECEIVING VOTES:** Florida Gulf Coast 25; **Central Michigan 13**; Miami (Fla.) 12; Syracuse 10; LSU 9; Michigan 9; Virginia 7; Marquette 5; Oklahoma State 5; Arkansas-Little Rock 3; Buffalo 2; Minnesota 2; Virginia Tech 2; Quinnipiac 1; Central Florida 1.

### AP POLL

(as of March 12)

	RECORD	POINTS
1 Connecticut (32)	32-0	800
2 Baylor	31-1	743
3 Louisville	32-2	736
4 Mississippi State	32-1	720
5 Notre Dame	29-3	656
6 Oregon	30-4	640
7 South Carolina	26-6	616
8 Texas	26-6	588
9 UCLA	24-7	509
10 Ohio State	27-6	482
11 Florida State	25-6	463
12 Tennessee	24-7	426
13 Oregon State	23-7	426
14 Texas A&M	24-9	353
15 Stanford	22-10	347
16 Maryland	25-7	296
17 Missouri	24-7	292
18 Georgia	25-6	273
19 South Florida	26-7	237
20 Duke	22-8	186
21 North Carolina State	24-8	172
22 Green Bay	29-3	131
23 Belmont	31-3	109
24 LSU	19-9	59
25 Mercer	30-2	48

**OTHERS RECEIVING VOTES:** Gonzaga 16, Arizona St. 14, Iowa 14, Quinnipiac 12, DePaul 9, Minnesota 8, Oklahoma St. 7, **Central Michigan 6**, Michigan 4, California 4, Florida Gulf Coast 3, West Virginia 2

### DOUBLE-DOUBLES THIS SEASON

#### Reyna Frost (17)

23 points, 16 rebounds (vs. Purdue, 11/10/17)  
 11 points, 15 rebounds (vs. San Diego State, 11/24/17)  
 16 points, 13 rebounds (vs. Aquinas, 11/30/17)  
 14 points, 10 rebounds (at Oakland, 12/3/17)  
 16 points, 18 rebounds (at SIUE, 12/7/17)  
 23 points, 19 rebounds (at Ball State, 12/31/17)  
 10 points, 15 rebounds (vs. Ohio, 1/3/18)  
 21 points, 13 rebounds (at Miami, 1/6/18)  
 19 points, 13 rebounds (at Northern Illinois, 1/17/18)  
 10 points, 12 rebounds (vs. Buffalo, 1/31/18)  
 16 points, 15 rebounds (at Ohio, 2/7/18)  
 23 points, 16 rebounds (at Buffalo, 2/14/18)  
 14 points, 20 rebounds (vs. Eastern Michigan, 2/17/18)  
 14 points, 14 rebounds (vs. Eastern Michigan, 3/7/18)\*  
 18 points, 12 rebounds (vs. Miami, 3/9/18)\*  
 10 points, 11 rebounds (vs. Buffalo, 3/10/18)\*  
 12 points, 12 rebounds (vs. LSU, 3/17/18)^

#### Tinara Moore (15)

27 points, 19 rebounds (vs. San Diego State, 11/24/17)  
 15 points, 11 rebounds (vs. Iowa State, 11/25/17)  
 12 points, 10 rebounds (vs. Aquinas, 11/30/17)  
 28 points, 11 rebounds (at Oakland, 12/3/17)  
 13 points, 14 rebounds (at Ball State, 12/31/17)  
 22 points, 16 rebounds (vs. Ohio, 1/3/18)  
 21 points, 14 rebounds (vs. Kent State, 1/13/18)  
 29 points, 11 rebounds (at Akron, 1/20/18)  
 24 points, 15 rebounds (vs. Buffalo, 1/31/18)  
 28 points, 10 rebounds (at Eastern Michigan, 2/3/18)  
 18 points, 15 rebounds (at Ohio, 2/7/18)  
 36 points, 12 rebounds (vs. Northern Illinois, 2/21/18)  
 19 points, 11 rebounds (vs. Ball State, 2/28/18)  
 18 points, 12 rebounds (at Toledo, 3/3/18)  
 20 points, 10 rebounds (vs. Ohio State, 3/19/18)^

#### Presley Hudson (1)

17 points, 13 assists (vs. Northern Illinois, 2/21/18)

#### Micaela Kelly (1)

10 points, 10 rebounds (vs. Toledo, 2/10/18)

\* MAC Tournament  
 ^ NCAA Tournament



**2017-18 MAC STANDINGS/SCHEDULE**  
(as of March 20)

East	MAC	Overall
Buffalo	16-2	29-5
Miami	12-6	21-11
Ohio	9-9	16-15
Kent State	5-13	13-19
Bowling Green	3-15	11-19
Akron	3-15	9-21

West	MAC	Overall
<b>Central Michigan</b>	<b>17-1</b>	<b>30-4</b>
Ball State	13-5	25-7
Western Michigan	9-9	18-15
Toledo	8-10	18-16
Northern Illinois	7-11	15-15
Eastern Michigan	6-12	11-20



**CMU IN THE MAC RANKINGS**  
(as of March 17)

TEAM	Stat	Rank
Scoring Offense	82.4	1
Scoring Margin	+12.2	3
Field Goal Percentage	.472	1
3-point FG PCT	.384	1
Scoring Defense	70.2	9
Free Throw PCT	.802	1
Field Goal PCT Defense	.403	4
3-point FG PCT Defense	.331	9
Rebounding Offense	42.0	3
Rebounding Margin	+8.5	1
Assists	15.7	4
Turnover Margin	-2.9	11
Rebounding Defense	33.5	2
Blocked Shots	4.5	3
Steals	5.8	11
Assist/Turnover Ratio	1.1	3
Offensive Rebounds	12.8	4
Defensive Rebound PCT	.709	3
3-point FG Made	9.0	1
Defensive Rebounds	29.2	2
Offensive Rebound PCT	.373	1

INDIVIDUAL	Player	Stat	Rank
Scoring	Moore	18.9	4
	Hudson	18.1	5
	Frost	14.0	13
	Breen	11.9	25
	Mi. Kelly	11.5	28
Field Goal PCT	Moore	.584	2
	Frost	.517	7
	Mi. Kelly	.515	9
Rebounding	Frost	11.8	1
	Moore	9.7	2
Assists	Hudson	5.3	5
	Mi. Kelly	3.5	13
Free Throw PCT	Hudson	.927	1
	Moore	.798	8
	Frost	.794	9
Steals	Frost	1.7	14
3-point FG PCT	Hudson	.444	1
	Breen	.382	8
	Mi. Kelly	.382	9
3-Point FG Made	Hudson	3.6	1
	Breen	2.5	5
Blocked Shots	Moore	2.3	1
	Frost	1.0	7
Assist/TO Ratio	Mi. Kelly	1.6	8
	Hudson	1.4	11
Offensive Rebounds	Frost	4.5	1
	Moore	2.6	5
Defensive Rebounds	Frost	7.2	1
	Moore	7.1	2

**ACTIVE CAREER LEADERS**

**POINTS**

1. Tinara Moore	1,653
2. Presley Hudson	1,620
3. Cassie Breen	1,419
4. Reyna Frost	1,051
5. Aleah Swary	454

**REBOUNDS**

1. Reyna Frost	1,073
2. Tinara Moore	936
3. Presley Hudson	391
4. Cassie Breen	355
5. Amani Corley	165

**ASSISTS**

1. Presley Hudson	450
2. Amani Corley	151
Reyna Frost	151
4. Tinara Moore	136
5. Micaela Kelly	117

**BLOCKS**

1. Tinara Moore	214
2. Reyna Frost	702
3. Aleah Swary	14
Micaela Kelly	14
5. Presley Hudson	13

**STEALS**

1. Presley Hudson	134
2. Reyna Frost	120
3. Cassie Breen	83
4. Tinara Moore	47
5. Micaela Kelly	41

**3-POINTERS MADE**

1. Cassie Breen	301
2. Presley Hudson	291
3. Aleah Swary	98
4. Micaela Kelly	42
5. Tinara Moore	29

**FREE THROWS MADE**

1. Tinara Moore	366
2. Presley Hudson	288
3. Cassie Breen	196
4. Reyna Frost	181
5. Micaela Kelly	62

**MID-AMERICAN CONFERENCE**  
in the  
**RPI RANKINGS**

Games through March 11, 2018

<b>1. Central Michigan (28-4)</b>	<b>15</b>
2. Buffalo (27-5)	22
3. Ball State (24-6)	44
4. Miami (21-10)	78
5. Toledo (17-14)	85
6. Western Michigan (18-15)	97
7. Ohio (16-15)	117
8. Northern Illinois (15-15)	146
6. Kent State (13-19)	149
10. Eastern Michigan (11-20)	202
11. Bowling Green (11-19)	213
12. Akron (9-21)	228





**IN THE CMU RECORD BOOK**

**CAREER POINTS**

1. Crystal Bradford (2011-15).....	2,006
2. Sue Nissen (1988-91).....	1,938
<b>3. Tinara Moore (2014-SA).....</b>	<b>1,653</b>
<b>4. Presley Hudson (2015-SA).....</b>	<b>1,620</b>
5. Britni Houghton (2007-10).....	1,555
6. Carla Sterk (1990-93).....	1,539
7. Jody Beerman (1984-87).....	1,527
8. Betsy Yonkman (1983-86).....	1,495
9. Shonda Long (2008-11).....	1,439
<b>10. Cassie Breen (2014-SA).....</b>	<b>1,419</b>
11. Tracy Renken (1994-97).....	1,386
12. LaTanga Cox (1983-86).....	1,373
13. Kaihla Szunko (2007, 2009-11).....	1,292
14. Brandie Baker (2009, 2011-13).....	1,281
15. Niki DiGuilio (2010-14).....	1,262
16. Nikki Thompkins (1991-94).....	1,258
17. Carrie Isanhart (1990-93).....	1,242
18. Sylvia Odum (1982-85).....	1,215
19. Jessica Green (2011-15).....	1,212
20. Jas'Mine Bracey (2011-15).....	1,154
21. Taylor Johnson (2010-14).....	1,134
22. Shelly Woods (1997-00).....	1,128
23. Tracy Creten (1979-82).....	1,127
24. Julie Roberts (1978-81).....	1,104
25. Angel Chan (2006-09).....	1,076
26. Lisa Zodtner (1980-83).....	1,071
<b>27. Reyna Frost (2015-SA).....</b>	<b>1,051</b>
28. Ann Skufca (2003-07).....	1,018
29. Desiree Eidson (1999-2003).....	1,008
30. Casey Manning (2002-06).....	1,005

**CAREER SCORING AVERAGE (min. 50 games)**

1. Crystal Bradford (2011-15).....	17.3
2. Sue Nissen (1988-91).....	17.0
<b>3. Presley Hudson (2015-SA).....</b>	<b>16.4</b>
4. Carla Sterk (1990-93).....	13.9
<b>5. Tinara Moore (2014-SA).....</b>	<b>13.7</b>
6. Jody Beerman (1984-87).....	13.4
7. Betsy Yonkman (1983-86).....	13.2
8. Tracy Renken (1994-97).....	13.2
9. Britni Houghton (2007-10).....	12.9
10. Julie Roberts (1978-81).....	12.1

**CAREER FIELD GOAL PCT.**

<b>1. Tinara Moore (2014-SA).....</b>	<b>.545</b>
2. Nikki Thompkins (1991-94).....	.543
3. Kaihla Szunko (2007, 2009-11).....	.537
4. LaTanga Cox (1983-86).....	.529
5. Jewel Cotton (2013-SA).....	.525
6. Jody Beerman (1984-87).....	.519
7. Carla Sterk (1990-93).....	.519
<b>8. Reyna Frost (2015-SA).....</b>	<b>.505</b>
9. Jas'Mine Bracey (2011-15).....	.503
10. Sue Nissen (1988-91).....	.502
Betsy Yonkman (1983-86).....	.502

**CAREER THREE-POINTERS MADE4**

<b>1. Cassie Breen (2014-SA).....</b>	<b>301</b>
<b>2. Presley Hudson (2015-SA).....</b>	<b>292</b>
3. Niki DiGuilio (2010-14).....	288
4. Shonda Long (2008-11).....	230
5. Kerby Tamm (2011-14).....	211
6. Mollie Munz (1999-02).....	191
7. Angel Chan (2006-09).....	171
8. Taylor Johnson (2010-14).....	148
Crystal Bradford (2011-14).....	148
10. Carrie Isanhart (1990-93).....	128

**CAREER THREE-POINT PCT. (min. 60 made)**

1. Sue Nissen (1988-91).....	.400
2. Kerby Tamm (2011-15).....	.395
<b>3. Cassie Breen (2014-SA).....</b>	<b>.387</b>
<b>4. Presley Hudson (2015-SA).....</b>	<b>.385</b>
5. Stacey Verhoff (2004-08).....	.384

6. Niki DiGuilio (2010-14).....	.382
7. Erin Kuhl (2002-06).....	.372
Sally Sedlar (1998-99).....	.372
9. Julie Miller (1995-98).....	.352
10. Candace Wilson (2004-08).....	.349

**CAREER FREE THROWS MADE**

1. Jody Beerman (1984-87).....	491
2. Sue Nissen (1988-91).....	440
3. Britni Houghton (2007-10).....	387
4. Carla Sterk (1990-93).....	371
<b>5. Tinara Moore (2014-SA).....</b>	<b>366</b>
6. Brandie Baker (2009, 2011-13).....	347
7. LaTanga Cox (1983-86).....	307
8. Julie Roberts (1978-81).....	294
Nikki Thompkins (1991-94).....	294
<b>10. Presley Hudson (2015-SA).....</b>	<b>288</b>

**CAREER FREE THROW PCT. (min. 200 made)**

<b>1. Presley Hudson (2015-SA).....</b>	<b>.917</b>
2. Jody Beerman (1984-87).....	.851
3. Niki DiGuilio (2010-14).....	.816
4. Julie Miller (1995-98).....	.809
5. Kathy LaBarge (1983-86).....	.800
6. Ann Skufca (2003-07).....	.795
7. Angel Chan (2006-09).....	.789
8. Carla Sterk (1990-93).....	.788
9. Sue Nissen (1988-91).....	.769
10. Carrie Isanhart (1990-93).....	.765
<b>Tinara Moore (2014-SA).....</b>	<b>.761</b>

**CAREER REBOUNDS**

1. Crystal Bradford (2011-15).....	1,140
2. Julie Roberts (1978-81).....	1,089
<b>3. Reyna Frost (2014-SA).....</b>	<b>1,073</b>
4. LaTanga Cox (1983-86).....	1,029
5. Kaihla Szunko (2007, 2009-11).....	1,009
6. Jas'Mine Bracey (2011-15).....	1,005
7. Sue Nissen (1988-91).....	977
<b>8. Tinara Moore (2014-SA).....</b>	<b>936</b>
9. Carla Sterk (1990-93).....	880
Gina Mazzolini (1975-78).....	880

**CAREER REBOUND AVERAGE**

1. Julie Roberts (1978-81).....	12.0
<b>2. Reyna Frost (2015-SA).....</b>	<b>10.8</b>
3. Gina Mazzolini (1975-78).....	10.5
4. Crystal Bradford (2011-15).....	9.8
5. LaTanga Cox (1983-86).....	8.8
6. Sue Nissen (1988-91).....	8.6
7. Kaihla Szunko (2007, 2009-11).....	8.5
8. Carla Sterk (1990-93).....	7.9
9. Vershaun Jones (1999-2002).....	7.8
Jas'Mine Bracey (2011-15).....	7.8

**CAREER ASSISTS**

1. Suzy Merchant (1988-91).....	463
<b>2. Presley Hudson (2015-SA).....</b>	<b>450</b>
3. Jody Beerman (1984-87).....	445
4. Brandie Baker (2009, 2011-13).....	440
5. Crystal Bradford (2011-15).....	384
6. Mollie Munz (1998-2002).....	341
7. Sylvia Odum (1982-85).....	335
8. Sue Nissen (1988-91).....	325
9. Betsy Yonkman (1983-86).....	319
10. Erin Kuhl (2002-06).....	306

**CAREER BLOCKED SHOTS [records from 1972]**

<b>1. Tinara Moore (2014-SA).....</b>	<b>214</b>
2. Crystal Bradford (2011-15).....	171
3. Ann Skufca (2003-07).....	160
4. Jas'Mine Bracey (2011-15).....	121
5. Carla Sterk (1990-93).....	104
6. LaTanga Cox (1983-86).....	98
7. Denise Didley (1995-97).....	82
Brandie Baker (2009, 2011-13).....	82

9. Wendy Merriman (1990-93).....	81
10. Kaihla Szunko (2007-2011).....	80
<b>Reyna Frost (2015-SA).....</b>	<b>72</b>

**SEASON RECORDS**

**POINTS**

<b>1. Tinara Moore (2017-18).....</b>	<b>644</b>
<b>2. Presley Hudson (2017-18).....</b>	<b>624</b>
3. Crystal Bradford (2013-14).....	588
4. Jody Beerman (1986-87).....	582
5. Presley Hudson (2016-17).....	537
6. Britni Houghton (2008-09).....	533
7. Crystal Bradford (2012-13).....	531
8. Tinara Moore (2016-17).....	518
9. Shonda Long (2010-11).....	510
10. Sue Nissen (1987-88).....	507

**SCORING AVERAGE**

1. Jody Beerman (1986-87).....	20.8
2. Crystal Bradford (2013-14).....	20.3
3. Crystal Bradford (2014-15).....	19.9
<b>4. Tinara Moore (2017-18).....</b>	<b>18.9</b>
<b>5. Presley Hudson (2017-18).....</b>	<b>18.4</b>
6. Sue Nissen (1987-88).....	17.5
7. Nikki Thompkins (1993-94).....	17.4
8. Sue Nissen (1989-90).....	17.2
9. Sue Nissen (1988-89).....	17.0
10. Presley Hudson (2016-17).....	16.8

**THREE-POINT FIELD GOAL PCT. (MIN.30 MADE)**

1. Sue Nissen (1990-91).....	.465
<b>2. Presley Hudson (2017-18).....</b>	<b>.444</b>
3. Sally Sedlar (1997-98).....	.434
4. Kerby Tamm (2013-14).....	.422
5. Erin Kuhl (2002-03).....	.421
6. Kerby Tamm (2012-13).....	.417
7. Jenny Ritz (1993-94).....	.415
8. Niki DiGuilio (2012-13).....	.406
9. Mollie Munz (1999-00).....	.405
10. Niki DiGuilio (2010-11).....	.404

**REBOUNDS**

1. Julie Roberts (1979-80).....	449
<b>2. Reyna Frost (2017-18).....</b>	<b>402</b>
3. Reyna Frost (2016-17).....	363
4. Crystal Bradford (2013-14).....	354
5. Kaihla Szunko (2010-11).....	343
6. Jas'Mine Bracey (2013-14).....	338
7. Crystal Bradford (2012-13).....	327
8. Julie Roberts (1980-81).....	323
9. Tinara Moore (2015-16).....	317
10. Kaihla Szunko (2008-09).....	315

**REBOUNDING AVERAGE**

1. Julie Roberts (1979-80).....	16.6
2. Julie Roberts (1980-81).....	12.4
3. Crystal Bradford (2013-14).....	12.2
<b>4. Reyna Frost (2017-18).....</b>	<b>11.8</b>
5. Julie Roberts (1978-79).....	11.6
6. Gina Mazzolini (1975-76).....	11.5
7. Reyna Frost (2016-17).....	11.3
8. Gina Mazzolini (1976-77).....	11.1
Kaihla Szunko (2010-11).....	11.1
10. Jas'Mine Bracey (2013-14).....	10.6

**BLOCKED SHOTS**

<b>1. Tinara Moore (2017-18).....</b>	<b>78</b>
2. Tinara Moore (2016-17).....	64
3. Ann Skufca (2006-07).....	62
4. Crystal Bradford (2012-13).....	61
5. Crystal Bradford (2011-12).....	57
6. Tinara Moore (2015-16).....	52
7. Ann Skufca (2005-06).....	49
8. Jas'Mine Bracey (2014-15).....	48
9. Denise Didley (1996-97).....	47
10. LaTanga Cox (1984-85).....	40



### 2017-18 MILESTONES/BENCHMARKS

#### Double-Figure Scoring Games

Presley Hudson	32
Tinara Moore	32
Reyna Frost	26
Micaela Kelly	23
Cassie Breen	20

#### Double-Figure Rebounding Games

Reyna Frost	22
Tinara Moore	17
Kyra Bussell	1
Micaela Kelly	1

#### Games as Leading Scorer

Tinara Moore	15
Presley Hudson	9
Reyna Frost	5
Cassie Breen	3
Micaela Kelly	3

#### Games as Leading Rebounder

Reyna Frost	19
Tinara Moore	16
Kyra Bussell	1
Presley Hudson	1
Micaela Kelly	1

#### Games Leading in Assists

Presley Hudson	17
Micaela Kelly	13
Tinara Moore	2
Reyna Frost	2
Cassie Breen	1
Maddy Watters	1

#### Games Leading in Steals

Reyna Frost	17
Presley Hudson	9
Micaela Kelly	8
Cassie Breen	7
Aleah Swary	2
Maddy Watters	2
Gabrielle Bird	1
Kyra Bussell	1
Tinara Moore	1

#### Games Leading in Blocks

Tinara Moore	23
Reyna Frost	12
Micaela Kelly	4
Presley Hudson	2
Kyra Bussell	1

**NOTE:** When two players are tied, both receive credit as a game leader



## 2017-18 CENTRAL MICHIGAN ROSTER

No.	Name	Pos.	Ht.	Yr.	Hometown / Last School
1	Micaela Kelly	5-6	G	R-Fr.	Detroit, Mich. (DePaul)
2	Tinara Moore	6-3	F	Sr.	Southgate, Mich. (Southgate Anderson)
3	Presley Hudson	5-6	G	Jr.	Wayland, Mich. (Wayland Union)
4	Maddy Watters	5-9	G	Fr.	Rockford, Mich. (Rockford)
5	Aleah Swary	5-10	G	Sr.	Fort Wayne, Ind. (Northrop)
10	Cassie Breen	5-10	G	Sr.	Woodhaven, Mich. (Woodhaven)
11	Sophia Karasinski	5-9	G	Fr.	Grand Rapids, Mich. (Grand Rapids Catholic Central)
13	Reyna Frost	6-0	F	Jr.	Reese, Mich. (Reese)
14	Amani Corley	5-8	G	Sr.	Southgate, Mich. (Southgate Anderson)
20	Annie Yost	6-2	C	Fr.	Livonia, Mich. (Livonia Churchill)
21	Jaeda Robinson	5-8	G	Jr.	Bloomfield Hills, Mich. (Bloomfield Hills Marian)
22	Kalle Martinez	5-6	G	Fr.	Bay City, Mich. (John Glenn)
33	Gabrielle Bird	6-0	F	R-So.	South Lyon, Mich. (South Lyon East)
42	Mackenna Kelly	5-10	G/F	So.	Frankfort, Mich. (Frankfort)
50	Kyra Bussell	6-1	F	Fr.	Grand Rapids, Mich. (Grand Rapids Catholic Central)
55	Averi Gamble	6-3	C	So.	Mount Pleasant, Mich. (Sacred Heart Academy)

**Head Coach:** Sue Guevara (11th season)

**Associate Head Coach:** Heather Oesterle (Eighth season)

**Assistant Coaches:** Murriel Page (First season), Courtney Shelton (First season)

**Director of Basketball Operations:** Phil Wendland (Seventh season)

**Video Coordinator:** Logan Welch (First season)

### PRONUNCIATION GUIDE

Kyra Bussell	KEER-uh
Reyna Frost	Ray-nuh
Sue Guevara	GUH-vara
Sophia Karasinski	Kar-uh-sin-ski
Murriel Page	Meer-ee-el
Jaeda Robinson	Jay-duh
Aleah Swary	SWEAR-ee





**2017-18 TRENDS**

When leading at halftime	25-4
When tied at halftime	-
When trailing at halftime	5-0
Leading with 5:00 remaining (regulation)	26-1
Trailing with 5:00 remaining (regulation)	2-3
Tied with 5:00 remaining (regulation)	2-0
When CMU scores first	21-2
When opponent scores first	9-2
In games decided by 3 pts. or less	3-2
In games decided by 4-9 pts.	11-0
In games decided by 10 or more pts.	16-2
When CMU shoots 50% or better	11-1
When CMU shoots under 50%	19-3
When scoring 90 or more points	11-0
When scoring 80-89 points	9-1
When scoring 70-79	7-1
When scoring 60-69	3-2
When scoring less than 60 points	-
When CMU outrebounds opponents	26-3
When rebounds are even	-
When CMU is outrebounded	4-1
When CMU makes more 3s	22-2
When made 3s are even	3-0
When CMU opponents make more 3s	5-2
When CMU makes more free throws	25-1
When free throws are even	2-0
When opponents make more free throws	3-3
When CMU's bench outscores opponent's	4-0
When bench points are even	1-0
When opponents bench outscores CMU's	25-4
When CMU has more points in the paint	16-1
When points in the paint are even	2-0
When opponent has more points in the paint	12-3
Weekday games	15-3
Weekend games	15-1
In November games	5-1
In December games	4-2
In January games	8-0
In February games	7-1
In March games	6-0
At home	12-2
On road	11-2
At neutral sites	7-0

**TV/RADIO IDENTIFICATION**




**MICAELA KELLY**  
G • R-Fr. • 5-6  
Detroit, Mich.



**TINARA MOORE**  
F • Sr. • 6-3  
Southgate, Mich.



**PRESLEY HUDSON**  
G • Jr. • 5-6  
Wayland, Mich.




**MADDY WATTERS**  
G • Fr. • 5-9  
Rockford, Mich.



**ALEAH SWARY**  
G • Sr. • 5-10  
Fort Wayne, Ind.



**CASSIE BREEN**  
G • Sr. • 5-10  
Woodhaven, Mich.



**SOPHIA KARASINSKI**  
G • Fr. • 5-9  
Grand Rapids, Mich.



**REYNA FROST**  
F • Jr. • 6-0  
Reese, Mich.




**AMANI CORLEY**  
G • Sr. • 5-8  
Southgate, Mich.



**ANNIE YOST**  
C • Fr. • 6-2  
Livonia, Mich.



**JAEDA ROBINSON**  
G • Jr. • 5-8  
Bloomfield Hills, Mich.



**KALLE MARTINEZ**  
G • Fr. • 5-6  
Bay City, Mich.



**GABRIELLE BIRD**  
F • R-So. • 6-0  
South Lyon, Mich.



**MACKENNA KELLY**  
G/F • So. • 5-10  
Frankfort, Mich.



**KYRA BUSSELL**  
F • Fr. • 6-1  
Grand Rapids, Mich.



**AVERI GAMBLE**  
C • So. • 6-3  
Mount Pleasant, Mich.



**SUE GUEVARA**  
Head Coach  
11th Season



**HEATHER OESTERLE**  
Assoc. Head Coach  
Eighth Season



**MURRIEL PAGE**  
Assistant Coach  
First Season



**COURTNEY SHELTON**  
Assistant Coach  
First Season





# SUE GUEVARA

**Head Coach**  
**11th Season**



**SUE GUEVARA**

College .....Saginaw Valley State, 1982

**Coaching History**

1979-84 ..... Saginaw Valley State  
Assistant Coach  
1984-85 ..... Ohio State  
Graduate Assistant  
1985-86 ..... Ball State  
Assistant Coach  
1986-95 .....Michigan State  
Assistant Coach  
1995-96 .....Michigan State  
Associate Head Coach  
1996-2003 ..... Michigan  
Head Coach  
2004-07 ..... Auburn  
Assistant Coach  
2008-present ..... Central Michigan  
Head Coach

In her 11 years at the helm of the Central Michigan women's basketball program, Sue Guevara has taken the Chippewas to a level of success not seen in Mount Pleasant in more than a generation.

In 2017-18, Guevara led CMU to one of the very best seasons in program history. Guevara's Chippewas won their second consecutive Mid-American Conference regular-season championship, captured the MAC Tournament title for the first time since 2013, and landed a berth in the NCAA Tournament. She was named the MAC Coach of the Year.

The '17-18 Chippewas are 28-4, a program record for victories in a season. The team features MAC Player of the Year Tinara Moore along with First Team All-MAC selection Presley Hudson, second-team all-conference pick Reyna Frost, and Micaela Kelly, who was selected to the MAC All-Freshman team.

In addition, Moore was named to the all-league first team and earned the MAC Defensive Player of the Year Award for the second consecutive season. Both Moore and Hudson were first team all-conference picks in '17-18 and '16-17.

CMU's Reyna Frost was named the MAC Tournament Most Valuable Player and was joined on the all-tournament team by Moore and Kelly.

Statistically, the Chippewas built an incredible track record in '17-18, and enter the NCAA Tournament ranked among the top 20 in the nation win percentage, 3-point field goals, 3-point field goals per game, 3-point field goal percentage, scoring, free throw percentage, field goal percentage, and defensive rebounds per game.

Individually, the Chippewas' Presley Hudson ranks fifth in the nation in three throw percentage (.929), ninth in 3-pointers (113), 10th in 3-point percentage (.452), and 10th in 3-pointers per game (3.65); while teammate Reyna Frost is 12th in rebounds per game (11.8), 11th in total rebounds (366) and sixth in offensive rebounds per game (5.0).

Guevara has amassed a 204-146 record at CMU, and is the program's all-time winningest coach. She passed Donita Davenport (1984-96) for the most wins in program history with a 70-64 victory at Ohio on Feb. 15, 2017. That was win No. 172 for Guevara at CMU.

Guevara has led the Chippewas to at least 20 wins in seven of the past eight seasons, posting an impressive 167-93 overall combined record over that span, including 100-38 in MAC games. She has led CMU to three consecutive MAC West titles and the Chippewas have finished first in the division in four of the past five years.

Nine times in program history the Chippewas have won at least 20 games in a season; seven of those 20-win campaigns have come in the past eight years under Guevara.

The Chippewas' 17-1 finish in MAC play in '17-18 ranks as the second-highest league win total in program history behind only the 1983-84 squad that went a perfect 18-0. The '17-18 season marks the seventh time in the last eight years that the Chippewas have reached the postseason.

In 2016-17, Guevara led CMU its first regular-season Mid-American Conference championship since 1985, and the Chippewas' 23 wins (against nine losses) was the second-highest win total in program history.

The track record has come not only against stiff in-conference competition, but outside as well as Guevara has consistently put her troops on the floor against the best of the best, including the likes of then-No. 1 Notre Dame to open the '16-17 season.

Among the other elite programs the Chippewas have gone head-to-head with during Guevara's tenure are South Carolina, Kentucky, Minnesota, Oregon, Purdue and Duke.

All four of CMU's losses in '17-18 came to programs with an RPI of 75 or better, including Buffalo, Quinnipiac, Purdue and Duquesne. The Chippewas enter the NCAA Tournament with an RPI of 15 and finished the regular season ranked sixth in the CollegenInsider.com Mid-Major Top 25.

Guevara's first MAC Coach of the Year Award came in 2015-16, when she guided a young team – led by Hudson, who would earn the MAC Freshman of the Year Award -- to a 22-11 finish and the MAC West crown. She became the first Chippewa mentor to be so honored in more than three decades.

Guevara's ledger of players who have earned individual league honors during her time at CMU includes two who have been named the MAC Player of the Year, three who have been named the league freshman of the year, four who have garnered the Sixth Player of the Year Award, nine who have been named to the all-freshman squad, two who have been named the league defensive player of the year, and three who have captured the MAC Tournament MVP Award.

Among those to capture several of those individual honors is Crystal Bradford, who closed a brilliant collegiate career in 2015 and was drafted by the Los Angeles Sparks with the seventh pick in the WNBA draft. Bradford became the first Chippewa drafted by a WNBA team, and, at No. 7, the highest pick in history to come from a MAC institution.

Under Guevara, 12 players have joined CMU's 1,000-point club, four of whom rank in the top-10 in career scoring.

**Among the other highlights of Guevara's tenure:**

- A single-game attendance record, 5,195, for a home game against Georgetown on Nov. 25, 2010.
- Defeating the highest-ranked team in program history, No. 12/14 Purdue, on Dec. 11, 2011, which was also the first victory in McGuirk Arena.
- An upset of No. 23 Louisville on Dec. 2, 2010, which was the final win in Rose Center.

Guevara was named to head the Chippewa program in April, 2007, bringing three decades of collegiate coaching experience, including seven (1996-2003) as the head coach at Michigan.



Guevara compiled a 123-82 record at U-M and her 123 victories are more than any coach in Wolverine women's basketball history. U-M had finished a combined 20-88 in the four seasons prior to Guevara's arrival in Ann Arbor.

Guevara took Michigan into the national spotlight, leading it to five postseason appearances including NCAA Tournament berths in 1998, 2000 and 2001. The Wolverines were ranked as high as 12th nationally during the 2001-02 season and again in 2002-03. She was named the Big Ten Coach of the Year in both 1998 and in 2000.

In 1999-2000, Guevara's Wolverines posted 22 victories and finished second in the Big Ten regular-season standings, which remains U-M best finish in conference play. The 22 victories are tied for the most in program history. Four Wolverines were drafted by WNBA teams during Guevara's tenure.

Guevara served as an assistant at Michigan State under Karen Langeland for nine seasons (1987-1995) before being promoted to associate head coach for her 10th season with MSU. The Spartans posted a record of 149-131 during Guevara's time in East Lansing.

Before MSU, Guevara spent a season as an assistant coach at Ball State after serving as a graduate assistant at Ohio State in 1984-85. She helped the Buckeyes to the Big Ten championship and a trip to the regional final of the NCAA Tournament.

Guevara led the Big Ten All-Star team on a European tour through Austria, Slovakia and Hungary in 2000. She also was an assistant coach for the 1993 Big Ten tour team that recorded a perfect 6-0 record while playing in England and Scotland.

Guevara's coaching career began on the softball diamond as the head coach at Saginaw Valley State from 1979-84. She also served simultaneously as an assistant coach in the women's basketball program. She was named Great Lakes Intercollegiate Athletic Conference Softball Coach of the Year in 1984.

Before coming to CMU, Guevara worked as an assistant for three seasons at Auburn under Nell Fortner, who coached the United States to the gold medal in the 2000 Olympics and 1998 World Championships.

Guevara is a native of Saginaw, Mich., where she attended Saginaw St. Stephens High School. She earned her bachelor's degree in physical education from Saginaw Valley State in 1982 and her master's degree in athletic administration from Ohio State in 1985.



Year	School	Position	Overall Record	Conference Record
1979-80	Saginaw Valley State	Assistant Coach		
1980-81	Saginaw Valley State	Assistant Coach		
1981-82	Saginaw Valley State	Assistant Coach		
1982-83	Saginaw Valley State	Assistant Coach		
1983-84	Saginaw Valley State	Assistant Coach		
1984-85	Ohio State	Graduate Assistant		
1985-86	Ball State	Assistant Coach		
1986-87	Michigan State	Assistant Coach		
1987-88	Michigan State	Assistant Coach		
1988-89	Michigan State	Assistant Coach		
1989-90	Michigan State	Assistant Coach		
1990-91	Michigan State	Assistant Coach		
1991-92	Michigan State	Assistant Coach		
1992-93	Michigan State	Assistant Coach		
1993-94	Michigan State	Assistant Coach		
1994-95	Michigan State	Assistant Coach		
1995-96	Michigan State	Associate Head Coach		
1996-97	Michigan	Head Coach	15-11	7-9
1997-98	Michigan	Head Coach	19-10	10-6
1998-99	Michigan	Head Coach	18-12	8-8
1999-2000	Michigan	Head Coach	22-8	13-3
2000-01	Michigan	Head Coach	19-12	10-6
2001-02	Michigan	Head Coach	17-13	6-10
2002-03	Michigan	Head Coach	13-16	3-13
2003-04	Auburn	Assistant Coach		
2004-05	Auburn	Assistant Coach		
2005-06	Auburn	Assistant Coach		
2006-07	Auburn	Assistant Coach		
2007-08	Central Michigan	Head Coach	7-22	2-13
2008-09	Central Michigan	Head Coach	18-14	9-7
2009-10	Central Michigan	Head Coach	12-18	8-8
2010-11	Central Michigan	Head Coach	20-11	11-5
2011-12	Central Michigan	Head Coach	20-16	8-8
2012-13	Central Michigan	Head Coach	21-12	12-4
2013-14	Central Michigan	Head Coach	20-12	16-2
2014-15	Central Michigan	Head Coach	13-18	7-11
2015-16	Central Michigan	Head Coach	22-11	14-4
2016-17	Central Michigan	Head Coach	23-9	15-3
2017-18	Central Michigan	Head Coach	30-4	17-1



## SUE GUEVARA ALL-TIME VS. OPPONENTS

Opponent	W	L	Opponent	W	L	Opponent	W	L
<b>Akron</b>	<b>10</b>	<b>5</b>	Indiana	7	6	Richmond	1	0
Alabama A&M	0	1	<b>Indiana State</b>	<b>2</b>	<b>0</b>	Rider	1	0
Alaska-Anchorage	1	0	Iowa	7	4	Robert Morris	1	1
<b>Aquinas</b>	<b>1</b>	<b>0</b>	<b>Iowa State</b>	<b>1</b>	<b>0</b>	<b>Saint Joseph's</b>	<b>2</b>	<b>1</b>
Arkansas	0	1	IUPUI	0	2	Saint John's	1	0
<b>Ball State</b>	<b>10</b>	<b>12</b>	Kansas	0	1	Saint Louis	1	0
Belmont	1	0	<b>Kent State</b>	<b>10</b>	<b>3</b>	San Diego	0	1
Binghamton	1	0	Kentucky	1	2	<b>San Diego State</b>	<b>1</b>	<b>0</b>
Boston Univ.	1	0	Longwood	1	0	Seton Hall	1	0
<b>Bowling Green</b>	<b>10</b>	<b>8</b>	Louisville	1	1	<b>SIU-Edwardsville</b>	<b>2</b>	<b>0</b>
Bradley	1	1	Louisiana Tech	1	3	South Carolina	0	1
<b>Buffalo</b>	<b>11</b>	<b>6</b>	Loyola-Chicago	2	2	South Dakota State	1	1
Central Michigan	4	0	<b>LSU</b>	<b>2</b>	<b>1</b>	South Florida	0	1
Chicago State	1	0	Marquette	1	3	Southeast Missouri State	1	0
Cincinnati	2	1	Memphis	0	2	Stanford	0	2
Coastal Carolina	1	0	<b>Miami (Ohio)</b>	<b>11</b>	<b>3</b>	Stephen F. Austin	1	0
<b>Coll. Of Charleston</b>	<b>2</b>	<b>0</b>	Michigan State	6	5	Syracuse	2	0
Colorado	2	0	Middle Tenn. State	1	1	Temple	0	2
Colorado State	2	0	Minnesota	10	4	Texas	1	1
Coppin State	1	0	Moorehead State	1	0	Texas A&M-Corpus Christi	1	0
Creighton	1	0	New Hampshire	3	0	<b>Toledo</b>	<b>11</b>	<b>14</b>
Dayton	1	5	New Mexico State	1	0	UAB	2	1
Delaware State	1	0	North Carolina	1	0	UC Santa Barbara	1	0
DePaul	0	1	<b>North Dakota State</b>	<b>1</b>	<b>0</b>	UCLA	0	1
Detroit	3	0	Northeastern Illinois	1	0	UMass	4	0
Drake	0	1	Northern Colorado	1	0	Utah Valley	1	0
Duke	0	2	<b>Northern Illinois</b>	<b>18</b>	<b>5</b>	Valparaiso	2	1
<b>Duquesne</b>	<b>0</b>	<b>2</b>	Northwestern	10	6	Vanderbilt	1	2
<b>Eastern Michigan</b>	<b>18</b>	<b>9</b>	Notre Dame	1	4	Virginia	1	1
Elon	0	1	<b>Oakland</b>	<b>5</b>	<b>2</b>	Virginia Tech	1	0
Evansville	1	0	<b>Ohio</b>	<b>12</b>	<b>5</b>	Wagner	1	0
Florida	0	1	<b>Ohio State</b>	<b>6</b>	<b>6</b>	Washington	1	1
Florida A&M	1	0	Oklahoma	0	1	Washington State	1	0
Florida International	0	1	Ole Miss	2	1	<b>Western Michigan</b>	<b>21</b>	<b>6</b>
Furman	2	0	<b>Oregon</b>	<b>1</b>	<b>0</b>	Wichita State	2	0
Georgetown	0	2	Penn State	5	7	Wisconsin	2	8
Hampton	0	1	<b>Purdue</b>	<b>4</b>	<b>15</b>	Wisconsin-Green Bay	1	1
Hawaii	1	0	Pittsburgh	0	2	Wisconsin-Milwaukee	1	1
Holy Cross	1	1	Prairie View A&M	1	0	Wright State	1	1
Houston	1	0	Princeton	1	0	Xavier	1	1
Howard	2	0	Providence	1	0	Youngstown State	1	1
Illinois	9	8	<b>Quinnipiac</b>	<b>0</b>	<b>2</b>			
Illinois State	2	2	Rice	2	0			
Illinois-Chicago	2	1						

Records updated through last contest  
2017-18 opponents in **bold**

## CMU'S RECORD UNDER SUE GUEVARA WHEN...

The Chippewas play a MAC opponent	134-75	The scoring margin is 6-10 points	43-41
The Chippewas play a MAC opponent during league play	119-66	The scoring margin is 11-20 points	55-43
The Chippewas play a non-conference opponent	69-71	The scoring margin is 21 or more points	59-20
The Chippewas score 70 points or less	42-92	The Chippewas play an overtime contest	10-8
The Chippewas score more than 70 points	165-55	The Chippewas play a triple overtime contest	2-0
The Chippewas hold an opponent to 65 points or less	107-16	The Chippewas play in McGuirk Arena	106-38
The Chippewas hold an opponent to 70 points or less	139-38	The Chippewas play on the road	63-91
An opponent scores more than 70 points	67-109	The Chippewas play on a neutral court	38-19
The scoring margin is one point	6-5	The Chippewas play in the MAC Tournament	16-9
The scoring margin is 2-5 points	39-39	The Chippewas play in the postseason (excludes MAC Tournament)	2-6



## TV/RADIO CHART

### 1 MICHAELA KELLY 5-6 • R-Fr. • 6 • Detroit, Mich.

MIN	FG	3FG	FT	REB	AST	PTS
31.0	.512	.396	.721	4.4	3.4	11.6

- Earned MAC All-Tournament honors
- Named to the MAC All-Freshman Team
- Has made 13 3-pointers on 17 attempts (76 percent) in the postseason
- Scored a career-high 26 points vs. Buffalo (3/10/18)
- Recorded first career double-double (10 pts., 10 rebs.) vs. Toledo (2/13/18)

### 2 TINARA MOORE 6-3 • Sr. • F • Southgate, Mich.

MIN	FG	3FG	FT	REB	AST	PTS
31.9	.578	.326	.798	9.7	1.5	18.9



- Named MAC Player of the Year and Defensive Player of the Year
- Earned MAC All-Tournament honors
- Led CMU with 25 points against LSU (3/17/18)
- Ranks third in program history with 1,653 career points
- Ranks first program history with 214 career blocks

### 3 PRESLEY HUDSON 5-6 • Jr. • G • Wayland, Mich.

MIN	FG	3FG	FT	REB	AST	PTS
36.1	.426	.444	.933	4.6	5.3	18.4



- Two-time First Team All-MAC selection
- Fourth in the NCAA with a 93.3 free-throw percentage
- Holds the CMU single-season record with 122 3-pointers
- Set CMU single-game record with 13 assists vs. NIU (2/21/18)
- Second all-time with 292 career triples

### 4 MADDY WATTERS 5-9 • Fr. • G • Rockford, Mich.

MIN	FG	3FG	FT	REB	AST	PTS
11.6	.327	.323	.455	0.8	1.2	1.5

- Only true freshman playing double-digit minutes
- Scored six points against Northern Illinois (2/21/18)
- Dished out a career-high seven assists vs. Aquinas (11/30/17)

### 5 ALEAH SWARY 5-10 • Sr. • G • Fort Wayne, Ind.

MIN	FG	3FG	FT	REB	AST	PTS
7.7	.317	.275	.667	0.9	0.5	2.5

- Grabbed a season-high five rebounds at Ball State (12/30)
- Recorded a career-high four steals at Duquesne (12/17/17)
- Scored a season-high nine points vs. San Diego State (11/24)

### 10 CASSIE BREEN 5-10 • Sr. • G • Woodhaven, Mich.

MIN	FG	3FG	FT	REB	AST	PTS
33.1	.418	.389	.867	2.6	0.9	12.2



- Has scored in double figures in 20 games
- Reached 300 career 3-pointers versus Ohio State (3/19/18)
- Broke CMU career record in 3-pointers with 289 vs. Ball State (2/28/18)
- Posted a team-high 26 against Kent State (1/13/18)
- Recorded 22 points vs. Iowa State (11/25/17)

### 11 SOPHIA KARASINSKI 5-9 • Fr. • G • Grand Rapids, Mich.

MIN	FG	3FG	FT	REB	AST	PTS
4.8	.333	.400	.667	0.8	0.3	1.6

- Grabbed four rebounds against Toledo (2/10)
- Scored a career-high nine points, including three 3-pointers vs. Aquinas (11/30)

### 13 REYNA FROST 6-0 • Jr. • F • Reese, Mich.

MIN	FG	3FG	FT	REB	AST	PTS
35.5	.515	.308	.798	11.8	2.3	13.9

- Ranks 11th in the NCAA grabbing 11.8 rebounds per game
- Grabbed eight rebounds to reach 1,000+ career boards vs. Ball State (2/28/18)
- Garnered her 16th double-double (10 pts., 11 rebs.) of the season vs. Buffalo (3/10/18)
- Tied career-high four blocks versus Kent State (1/13/18)
- Ranks third in program history with 1,073 career rebounds

## 17-18 CENTRAL MICHIGAN CHIPPEWAS 30-4 Overall • 17-1 MAC • 12-2 Home • 12-2 Away • 7-0 Neutral

PTS (OFF)	PTS (DEF)	PTS +/-	REB	OPP REB	REB +/-	FG%	3FG%	FT%	AST	TOs	TO +/-	STLS	BLKS
82.7	70.4	+12.3	42.1	33.6	+8.5	.471	.388	.807	15.6	14.6	-2.9	5.8	4.4

## TV/RADIO CHART

### 21 JAEDA ROBINSON 5-8 • Jr. • G • Bloomfield Hills, Mich.

MIN	FG	3FG	FT	REB	AST	PTS
2.8	.333	.333	---	0.5	0.2	0.5

- Scored three points and grabbed three rebounds vs. Aquinas (11/30)
- Grabbed two boards in three minutes vs. Toledo (2/10)

### 33 GABRIELLE BIRD 6-0 • R-So. • G/F • South Lyon, Mich.

MIN	FG	3FG	FT	REB	AST	PTS
5.3	.286	.143	---	0.9	0.3	1.1

- Scored two points in the MAC Tournament championship vs. Buffalo (3/10/18)
- Recorded a season-high four points at Eastern Michigan (2/3/18)
- Grabbed a season-high four rebounds vs. Aquinas (11/30)

### 42 MacKENNA KELLY 5-10 • So. • G • Frankfort, Mich.

MIN	FG	3FG	FT	REB	AST	PTS
3.6	1.000	1.000	---	0.4	0.2	1.6

- Tied season-high three points vs. Toledo (2/10/18)
- Drained a triple at SIUE (12/7/17)

### 50 KYRA BUSSELL 6-1 • Fr. • G • Grand Rapids, Mich.

MIN	FG	3FG	FT	REB	AST	PTS
9.2	.407	.250	.808	2.5	0.3	2.7

- Posted eight points in 12 minutes at Toledo (3/3/18)
- Scored 10 points vs. Toledo (2/10/18)
- Grabbed a career-high 10 rebounds against Bowling Green (1/10/18)
- Recorded a career-high 12 points at SIUE (12/7/17)



1



# MICHAELA KELLY

Redshirt Freshman • 5-6 • Guard  
Detroit, Mich./DePaul

## SEASON AND CAREER HIGHS

	Season High	Career High
Points	26 (vs. Buffalo, 3/10/18)	26 (vs. Buffalo, 3/10/18)
Rebounds	10 (vs. Toledo, 2/10/18)	10 (vs. Toledo, 2/10/18)
Assists	9 (vs. College of Charleston, 11/17/17)	9 (vs. College of Charleston, 11/17/17)
Steals	4, twice	4, twice
Blocks	2, three times	2, three times
FG Made	9 (at Northern Illinois, 1/17/18)	9 (at Northern Illinois, 1/17/18)
FG Att.	15 (at Northern Illinois, 1/17/18)	15 (at Northern Illinois, 1/17/18)
3 FG Made	5 (vs. Buffalo, 3/10/18)	5 (vs. Buffalo, 3/10/18)
3 FG Att.	6, four times	6, four times
FT Made	10 (vs. Western Michigan, 1/27/18)	10 (vs. Western Michigan, 1/27/18)
FT Att.	11 (vs. Western Michigan, 1/27/18)	11 (vs. Western Michigan, 1/27/18)

## NOTES

### 2017-18 Season

- Earned MAC All-Freshman Team honors
- Selected to the MAC All-Tournament Team
- Ranks eighth in the MAC with a 1.7 assist/turnover ratio
- Has scored in double-figures in 22 games, including seven straight games
- Has made 13 3-pointers on 17 attempts (76 percent) in the postseason
- Scored a career-high 26 points, including five 3-pointers vs. Buffalo (3/10/18)
- Drained three 3-pointers vs. Ball State (2/28/18)
- Recorded first career double-double (10 pts., 10 rebs.) vs. Toledo (2/10/18)
- Garnered seven assists against Buffalo (1/31/18)
- Led the Chippewas with 19 points vs. Western Michigan (1/27/18)
- Posted a career-high 22 points at NIU (1/17/18)
- Recorded 20 points at Oakland (12/3/17)
- Scored 13 points versus San Diego State (11/24/17)
- Dished out a career-high nine assists vs. CofC (11/17/17)
- First year of eligibility

## 2017-18 GAME-BY-GAME

Opponent	GS	MP	FG-FGA	3FG-3FGA	FT-FTA	O-D-T	PF	A	TO	BLK	STL	PTS
Purdue (11/10)	*	30	4-11	2-4	2-2	1-2-3	5	3	2	1	1	12
Vanderbilt (11/14)	*	35	4-7	0-2	2-2	1-4-5	2	4	3	1	3	10
Coll. of Charleston (11/17)	*	33	4-6	2-4	0-0	3-4-7	1	9	1	2	0	10
vs. San Diego State (11/24)	*	35	5-10	2-6	1-2	2-4-6	3	6	3	0	1	13
vs. Iowa State (11/25)	*	29	2-8	1-2	0-0	0-0-0	3	6	2	0	2	5
Aquinas (11/30)	*	19	3-7	0-2	1-2	1-0-1	1	3	0	0	2	7
at Oakland (12/3)	*	37	7-12	0-2	6-6	0-3-3	2	3	1	0	4	20
at SIUE (12/7)	*	26	4-6	1-1	4-5	3-3-6	4	6	2	0	0	13
at Indiana State (12/9)	*	20	2-5	2-2	4-4	1-3-4	3	0	3	1	2	10
at Duquesne (12/17)	*	17	1-6	0-1	2-2	2-1-3	3	1	3	0	0	4
Quinnipiac (12/21)	*	29	4-7	0-2	0-0	0-5-5	0	2	3	0	1	8
at Ball State (12/30)	*	18	1-5	1-4	4-4	1-1-2	2	4	2	0	0	7
Ohio (1/3)	*	34	4-8	0-1	1-2	1-0-1	2	5	2	0	2	9
at Miami (Ohio) (1/6)	*	26	3-7	0-0	0-1	1-4-5	3	2	2	0	1	6
Bowling Green (1/10)	*	19	3-4	2-2	0-1	1-2-3	1	2	4	0	3	8
Kent State (1/13)	*	36	5-12	1-6	1-3	3-1-4	1	5	2	0	1	12
at Northern Illinois (1/17)	*	37	9-15	2-5	2-4	0-3-3	4	4	0	1	2	22
at Akron (1/20)	*	24	6-8	2-4	0-1	1-2-3	4	1	2	1	0	14
Western Michigan (1/27)	*	40	4-9	1-4	10-11	0-2-2	2	5	1	1	4	19
Buffalo (1/31)	*	39	4-9	1-3	3-6	2-4-6	3	7	2	1	2	12
at Eastern Michigan (2/3)	*	38	3-8	1-5	1-2	1-1-2	3	2	4	0	2	8
at Ohio (2/7)	*	35	3-8	1-3	2-3	4-4-8	0	3	5	0	3	9
Toledo (2/10)	*	29	4-4	1-1	1-2	2-8-10	2	3	2	0	1	10
at Buffalo (2/14)	*	34	5-9	0-3	1-3	2-4-6	3	6	3	0	0	11
Eastern Michigan (2/17)	*	34	5-6	2-3	1-2	1-6-7	5	6	1	1	0	13
Northern Illinois (2/21)	*	25	3-6	0-1	0-0	4-1-5	4	3	0	0	1	6
at Western Michigan (2/24)	*	30	3-10	0-5	2-4	1-5-6	2	0	3	0	0	8
Ball State (2/28)	*	35	6-12	3-6	0-0	1-1-2	3	1	2	2	3	15
at Toledo (3/3)	*	25	5-7	1-5	0-0	2-3-5	4	2	1	0	0	11
vs. Eastern Michigan (3/7)	*	36	5-9	0-1	0-1	1-4-5	2	0	6	2	0	10
vs. Miami (3/9)	*	38	6-9	2-2	2-2	2-1-3	2	3	2	0	0	16
vs. Buffalo (3/10)	*	38	8-11	5-6	5-6	4-2-6	5	4	2	0	0	26
vs. LSU (3/17)	*	34	5-9	3-4	4-4	4-2-6	2	3	1	0	0	17
vs. Ohio State (3/19)	*	40	6-13	3-4	0-0	4-1-5	3	3	2	0	0	15

## CAREER STATISTICS

	GP-GS	Total		Three-point		FT-FTA	PCT	REB-AVG	A	BLK	ST	PTS-AVG
		FG-FGA	PCT	FG-FGA	PCT							
2017-18	34-34	146-285	.512	42-106	.396	62-86	.721	148-4.4	117	14	41	396-11.6
Career	34-34	146-285	.512	42-106	.396	62-86	.721	148-4.4	117	14	41	396-11.6





2



# TINARA MOORE

Senior • 6-3 • Forward

Southgate, Mich./Southgate Anderson

## SEASON AND CAREER HIGHS

	Season High
Points	36 (vs. Northern Illinois, 2/21/18)
Rebounds	19 (vs. San Diego State, 11/24/17)
Assists	5, three times
Steals	2 (vs. Kent State, 1/13/18)
Blocks	8 (vs. Eastern Michigan, 2/17/18)
FG Made	13 (vs. Northern Illinois, 2/21/18)
FG Att.	21 (vs. Northern Illinois, 2/21/18)
3 FG Made	3 (at Akron, 1/20/18)
3 FG Att.	4, three times
FT Made	12, twice
FT Att.	18 (at Akron, 1/20/18)

## Career High

Points	36 (vs. Northern Illinois, 2/21/18)
Rebounds	20 (at Akron, 1/9/16)
Assists	5, four times
Steals	2, 12 times
Blocks	9 (vs. Northern Illinois, 2/22/17)
FG Made	16 (at Akron, 1/9/16)
FG Att.	21 (vs. Northern Illinois, 2/21/18)
3 FG Made	3 (at Akron, 1/20/18)
3 FG Att.	4, three times
FT Made	12, twice
FT Att.	18 (at Akron, 1/20/18)

## NOTES

### CAREER

- Ranks first in program history with 214 career blocks
- Ranks first in program history in field goal percentage (.545)
- Has 41 career doubles-doubles, which ranks third under the Guevara era
- Ranks third in program history with 1,653 career points

### 2017-18 SEASON

- Voted MAC Player of the Year and back-to-back MAC Defensive Player of the Year, along with First Team All-MAC accolades
- Earned MAC All-Tournament Team honors
- Leads the MAC and ranks 28th in the NCAA averaging 2.3 blocks per game
- Ranks second in the MAC and 23rd in the NCAA with a 57.8 field goal percentage
- Has scored in double figures in 32 games this season
- 41st career double-double (20 pts., 10 rebs.) vs. Ohio State (3/19/18)
- Scored a career-high 36 points against Northern Illinois (2/21/18)
- Swatted away a season-high eight blocks vs. Eastern Michigan (2/17/18)
- Posted 28 points and 10 rebounds at EMU (2/3/18)
- Recorded a double-double (24 pts., 15 rebs.) vs. Buffalo (1/31/18)
- Broke CMU's career blocks record with two blocks at NIU (1/18/17)
- Posted a double-double (21 pts., 14 rebs.) versus Kent State (1/13)
- Tied the CMU record in career blocks with 171 after recording three against the Golden Flashes
- Scored 24 points at Miami (1/6/18) and earned MAC West Co-Player of the Week
- Recorded another double-double (22 pts., 16 rebs.) against Ohio (1/3/18)
- Tied a career-high 11 free throws made versus the Bobcats
- Posted her 30th career double-double (13 pts., 14 rebs.) at Ball State (12/30/17)
- Garnered a team-best 23 points versus Quinnipiac (12/21/17)
- Recorded a team-high 21 points, going 8-of-14 from the floor, at Duquesne (12/17/17)
- Scored a season-high 28 points and grabbed 11 rebounds at Oakland (12/3/17)
- Posted a double-double (12 pts., 10 rebs.) against Aquinas (11/30/17)
- Earned MAC West Player of the Week (11/28/17)
- Recorded her 27th career double-double (15 pts., 11 rebs.) vs. Iowa State (11/25/17)
- Scored 27 points and grabbed 17 boards against San Diego State (11/24/17)

### 2016-17 SEASON

- MAC Defensive Player of the Year
- All-Defensive Team Selection
- All-MAC First Team Selection
- Leads the conference in both blocks (64) in blocks per game with 2.1
- Swatted away nine shots against Northern Illinois (2/22/17), which set a CMU single-game record
- Recorded 24 points and 15 rebounds vs. the Huskies - her 24th career double-double
- Scored 16 points and grabbed 10 rebounds at Northern Illinois (2/8/17)
- Posted 27 points and 13 rebounds at Eastern Michigan (2/4/17)
- Garnered a season-high 33 points at Toledo (1/28/17)
- Posted a season-high five blocks at Kent State (12/31/16)
- Dished out a career-high five assists against Loyola (12/1/16)

## 2017-18 GAME-BY-GAME

Opponent	GS	MP	FG-FGA	3FG-3FGA	FT-FTA	O-D-T	PF	A	TO	BLK	STL	PTS
Purdue (11/10)	*	21	0-6	0-0	2-2	2-1-3	0	1	3	1	0	2
Vanderbilt (11/14)	*	24	6-7	0-0	6-6	1-4-5	2	2	1	3	0	18
Coll. of Charleston (11/17)	*	17	4-7	0-0	3-3	1-4-5	3	0	2	1	0	11
vs. San Diego State (11/24)	*	40	11-16	0-1	5-8	4-15-19	1	1	2	2	0	27
vs. Iowa State (11/25)	*	26	5-8	0-0	5-5	1-10-11	4	1	1	4	0	15
Aquinas (11/30)	*	16	4-8	0-0	4-4	1-9-10	2	0	2	1	0	12
at Oakland (12/3)	*	34	12-15	0-0	4-5	2-9-11	3	1	4	2	1	28
at SIUE (12/7)	*	18	4-7	0-0	4-6	2-1-3	4	1	1	1	1	12
at Indiana State (12/9)	*	31	4-11	0-0	3-3	1-5-6	2	0	2	3	1	11
at Duquesne (12/17)	*	26	8-14	1-4	4-5	5-4-9	3	0	4	0	0	21
Quinnipiac (12/21)	*	36	9-12	1-2	4-8	4-4-8	1	2	2	1	1	23
at Ball State (12/30)	*	33	5-14	0-2	3-4	4-10-14	4	0	4	5	1	13
Ohio (1/3)	*	33	5-7	1-1	11-11	4-12-16	2	2	3	3	0	22
at Miami (Ohio) (1/6)	*	34	9-18	2-2	4-6	2-7-9	0	2	2	0	0	24
Bowling Green (1/10)	*	19	5-9	0-2	4-4	2-5-7	2	0	2	5	0	14
Kent State (1/13)	*	36	9-14	1-3	2-2	4-10-14	3	1	3	3	2	21
at Northern Illinois (1/17)	*	38	8-14	0-1	2-2	4-5-9	2	1	1	2	0	18
at Akron (1/20)	*	36	7-10	3-4	12-18	3-8-11	2	2	1	0	0	29
Western Michigan (1/27)	*	18	4-6	2-3	7-8	0-3-3	4	0	2	3	0	17
Buffalo (1/31)	*	39	6-14	0-2	12-13	6-9-15	2	2	5	3	0	24
at Eastern Michigan (2/3)	*	37	11-13	1-2	5-8	3-7-10	3	5	2	4	0	28
at Ohio (2/7)	*	38	7-10	0-0	4-9	3-12-15	2	2	6	4	1	18
Toledo (2/10)	*	23	10-17	0-1	2-4	2-6-8	1	0	3	1	0	22
at Buffalo (2/14)	*	38	5-10	0-2	6-6	1-5-6	3	5	1	4	0	16
Eastern Michigan (2/17)	*	38	9-20	0-1	8-8	3-5-8	2	2	1	8	0	26
Northern Illinois (2/21)	*	33	13-21	0-0	10-10	3-9-12	4	2	0	1	0	36
at Western Michigan (2/24)	*	37	4-8	0-1	5-6	0-8-8	2	3	4	2	0	13
Ball State (2/28)	*	38	8-14	0-1	3-3	6-5-11	1	5	2	1	1	19
at Toledo (3/3)	*	39	8-11	0-2	2-3	0-12-12	1	2	4	0	0	18
vs. Eastern Michigan (3/7)	*	34	7-14	0-1	3-4	3-5-8	3	1	6	3	0	17
vs. Miami (3/9)	*	38	3-7	0-0	1-2	3-10-13	1	1	3	3	0	7
vs. Buffalo (3/10)	*	40	6-10	0-0	5-8	4-10-14	2	2	3	2	0	17
vs. LSU (3/17)	*	40	9-13	0-1	7-9	1-6-7	2	1	5	0	0	25
vs. Ohio State (3/19)	*	38	5-13	2-4	8-10	2-8-10	2	2	2	2	0	20

## CAREER STATISTICS

	Total			Three-point			PCT	REB-AVG	A	BLK	ST	PTS-AVG
	GP-GS	FG-FGA	PCT	FG-FGA	PCT	FT-FTA						
2014-15	22-6	18-43	.419	0-2	.000	4-11	.364	56-2.5	2	20	4	40-1.8
2015-16	33-28	177-315	.562	5-15	.333	92-123	.748	317-9.6	36	52	15	451-13.7
2016-17	32-31	204-398	.513	10-33	.303	100-134	.746	233-7.3	46	64	19	518-16.2
2017-18	34-34	230-398	.578	14-43	.326	170-213	.798	330-9.7	52	78	9	644-18.9
<b>Career</b>	<b>121-99</b>	<b>629-1154</b>	<b>.545</b>	<b>29-93</b>	<b>.312</b>	<b>366-481</b>	<b>.761</b>	<b>936-7.7</b>	<b>136</b>	<b>214</b>	<b>47</b>	<b>1653-13.7</b>



3



# PRESLEY HUDSON

Junior • 5-6 • Guard

Wayland, Mich./Wayland Union

## SEASON AND CAREER HIGHS

	Season High
Points	31 (at Western Michigan, 2/24/18)
Rebounds	9 (vs. Ball State, 2/28/18)
Assists	13 (vs. Northern Illinois, 2/21/18)
Steals	5 (vs. Kent State, 1/13/18)
Blocks	2 (at Duquesne, 12/17/17)
FG Made	10 (at Western Michigan, 2/24/18)
FG Att.	19, twice
3 FG Made	7, twice
3 FG Att.	13 (at Indiana State, 12/9/17)
FT Made	10 (vs. Ohio State, 3/19/18)
FT Att.	10, twice

	Career High
Points	43 (vs. Ball State, 1/11/17)
Rebounds	12 (vs. Oakland, 11/22/16)
Assists	13 (vs. Northern Illinois, 2/21/18)
Steals	6 (at Kent State, 12/31/16)
Blocks	2, twice
FG Made	14 (vs. Northern Illinois, 2/22/17)
FG Att.	21 (at Bowling Green, 1/14/17)
3 FG Made	9 (vs. Ball State, 1/11/17)
3 FG Att.	14 (vs. Ball State, 1/11/17)
FT Made	11 (vs. Buffalo, 1/7/16)
FT Att.	11, twice

## NOTES

### CAREER

- Third all-time in scoring average (16.4 ppg)
- Ranks second in program history with 292 career triples made
- Ranks fourth all-time in 3-point percentage (.385)
- Ranks fourth all-time with 1,620 career points

### 2017-18 SEASON

- Earned First Team All-MAC honors
- Ranks fourth in the NCAA in both free throw percentage (.933) and 10th in triples per game (3.6)
- Has scored in double-digits in 32 games this season, including 13 games over 20 points
- Needs five 3-pointers to break the MAC single-season record
- Led the Chippewas with 28 points against Ohio State (3/19/18)
- Dished out nine assists to break the CMU single-season record with 158 at Toledo (3/3/18)
- Made seven 3-pointers to break the CMU single-season record with 105 vs. the Broncos
- Scored a season-high 31 points at Western Michigan (2/24/18)
- Dished out a CMU single-game record 13 assists vs. NIU (2/21/18)
- Posted a team-high 22 points at Ohio (2/7/18)
- Recorded a season-high nine assists vs. Bowling Green (1/10/18)
- Tied a career-high two blocks at Duquesne (12/17/17)
- Posted a team-high 26 points at Indiana State (12/9/17)
- Earned the Junkanoo Jam Bimini Division MVP (11/25/17)
- Scored a season-high 27 points, including seven 3's vs. College of Charleston (11/17/17)
- Surpassed 1,000 career vs. Purdue (11/10/17)

### 2016-17 SEASON

- All-MAC First Team Selection
- Has scored in double figures in 23 games
- Has played 40-plus minutes in 14 games this season
- Third in the NCAA in free-throw percentage (.926)
- 43rd in the NCAA in 3's made per game (2.6) and 38th in three-pointers made (82)
- Only Chippewa under head coach Sue Guevara to score 30-plus points in back-to-back contests.
- Earned MAC West Player of the Week for three consecutive weeks
- Scored a team-high 33 points vs. Northern Illinois (2/22/17)
- Posted a career-high 43 points against Ball State (1/11/17), which set a program single-game record and a McGuirk Arena record
- Her nine triples made vs. the Cardinals tied a single-game record with former letterwinner Jodi Culbertson
- Earned collegesportsmadness.com Madness Mid-American Player of the Week (12/5/16)
- Dished out a career-high 12 assists vs. North Dakota State (11/26/16), tying a single-game record
- First Chippewa to record a double-double this season (12 rebounds, 11 points) vs. Oakland (11/22/16)

## 2017-18 GAME-BY-GAME

Opponent	GS	MP	FG-FGA	3FG-3FGA	FT-FTA	O-D-T	PF	A	TO	BLK	STL	PTS
Purdue (11/10)	*	40	8-16	4-10	1-1	2-3-5	4	5	4	0	2	21
Vanderbilt (11/14)	*	40	7-19	3-10	4-4	0-6-6	1	6	1	0	1	21
Coll. of Charleston (11/17)	*	33	8-16	7-12	4-4	1-4-5	2	5	7	0	2	27
vs. San Diego State (11/24)	*	38	4-12	4-10	4-4	2-5-7	5	4	6	0	0	16
vs. Iowa State (11/25)	*	40	6-11	5-5	6-6	1-2-3	3	5	2	0	3	23
Aquinas (11/30)	*	20	5-10	5-9	2-2	0-3-3	0	3	2	0	1	17
at Oakland (12/3)	*	39	7-15	5-12	8-8	0-0-0	0	7	2	0	1	27
at SIUE (12/7)	*	33	3-7	2-6	1-2	0-5-5	0	5	3	0	0	9
at Indiana State (12/9)	*	40	7-19	6-13	6-6	0-4-4	0	6	7	0	3	26
at Duquesne (12/17)	*	39	3-12	2-8	3-4	1-1-2	2	5	1	2	0	11
Quinnipiac (12/21)	*	31	3-14	3-12	0-0	0-7-7	3	7	7	0	0	9
at Ball State (12/30)	*	36	3-11	2-6	5-5	0-4-4	4	5	4	0	0	13
Ohio (1/3)	*	36	8-14	4-6	0-0	0-4-4	3	4	3	0	1	20
at Miami (Ohio) (1/6)	*	38	6-12	4-9	2-4	1-2-3	2	8	6	0	4	18
Bowling Green (1/10)	*	27	7-13	4-6	0-0	0-3-3	2	9	0	0	0	18
Kent State (1/13)	*	40	3-12	1-5	8-8	2-6-8	0	6	2	0	5	15
at Northern Illinois (1/17)	*	24	5-12	2-5	2-2	1-4-5	3	3	5	0	2	14
at Akron (1/20)	*	40	7-16	2-7	1-2	0-6-6	2	9	2	0	0	17
Western Michigan (1/27)	*	40	4-7	4-6	6-6	0-2-2	3	2	5	0	2	18
Buffalo (1/31)	*	38	8-18	6-11	0-0	1-5-6	5	5	7	0	0	22
at Eastern Michigan (2/3)	*	38	7-13	3-7	2-2	0-4-4	3	7	2	0	3	19
at Ohio (2/7)	*	38	6-16	5-10	5-6	0-3-3	2	4	6	0	0	22
Toledo (2/10)	*	32	4-7	3-4	2-2	0-4-4	1	5	4	0	2	13
at Buffalo (2/14)	*	40	6-16	3-8	1-2	1-3-4	4	1	2	0	0	16
Eastern Michigan (2/17)	*	39	7-14	4-9	0-0	0-3-3	1	4	2	1	0	18
Northern Illinois (2/21)	*	39	5-14	5-8	0-0	0-3-3	2	13	2	1	1	17
at Western Michigan (2/24)	*	31	10-13	7-8	4-4	1-7-8	2	1	6	0	1	31
Ball State (2/28)	*	40	8-17	3-6	7-	1-8-9	1	5	3	0	0	26
at Toledo (3/3)	*	40	4-14	2-8	4-4	1-6-7	1	9	5	0	1	14
vs. Eastern Michigan (3/7)	*	30	4-13	2-7	2-2	0-5-5	5	4	4	1	1	10
vs. Miami (3/9)	*	28	3-10	2-7	2-2	0-5-5	3	1	3	0	0	10
vs. Buffalo (3/10)	*	40	7-16	3-8	9-10	0-5-5	1	4	5	0	0	26
vs. LSU (3/17)	*	40	4-14	2-8	2-2	0-4-4	2	8	4	0	0	12
vs. Ohio State (3/19)	*	40	7-15	4-9	10-10	1-7-8	2	5	6	0	1	28

## CAREER STATISTICS

	Total			Three-point			FT-FTA	PCT	REB-AVG	A	BLK	ST	PTS-AVG
	GP-GS	FG-FGA	PCT	FG-FGA	PCT								
2015-16	33-33	149-392	.380	85-258	.329	76-86	.884	124-3.8	114	4	48	459-13.9	
2016-17	32-32	176-423	.416	85-225	.378	100-108	.926	110-3.4	156	4	49	537-16.8	
2017-18	34-34	195-458	.426	122-275	.444	112-120	.933	157-4.6	180	5	37	624-18.4	
<b>Career</b>	<b>99-99</b>	<b>520-1273</b>	<b>.408</b>	<b>292-758</b>	<b>.385</b>	<b>288-314</b>	<b>.917</b>	<b>391-3.9</b>	<b>450</b>	<b>13</b>	<b>134</b>	<b>1620-16.4</b>	



# 10



# CASSIE BREEN

Senior • 5-10 • Guard

Woodhaven, Mich./Woodhaven

## SEASON AND CAREER HIGHS

	Season High
Points	31 (vs. Vanderbilt, 11/14/17)
Rebounds	7, twice
Assists	4 (vs. Buffalo, 3/10/18)
Steals	4 (vs. Aquinas, 11/30/17)
Blocks	1 (at Ball State, 12/30/17)
FG Made	8, three times
FG Att.	18 (vs. Kent State, 1/13/18)
3 FG Made	7, twice
3 FG Att.	14 (vs. Vanderbilt, 11/14/17)
FT Made	8 (vs. Vanderbilt, 11/14/17)
FT Att.	8 (vs. Vanderbilt, 11/14/17)

	Career High
Points	33 (vs. Oakland, 11/22/16)
Rebounds	8, three times
Assists	4, six times
Steals	4, twice
Blocks	1, six times
FG Made	10, twice
FG Att.	19, twice
3 FG Made	8, twice
3 FG Att.	14, five times
FT Made	11 (vs. Elon, 11/19/16)
FT Att.	12 (vs. Elon, 11/19/16)

## NOTES

### CAREER

- Ranks third in program record book in 3-point percentage (.386)
- First in program history with 301 career 3-pointers made
- Ranks 10th in program history with 1,410 career points

### 2017-18 SEASON

- Has scored in double-digits in 20 games
- Ranks fifth in the MAC averaging 2.5 triples per game
- Scored 22 points, including five 3-pointers vs. Ohio State (3/19/18)

- Grabbed a season-high seven rebounds vs. Eastern Michigan (3/7/18)

- Posted a team-high 26 points against Kent State (1/13/18)

- Recorded 20 points, including four 3-pointers at SIUE (12/3/17)

- Tied a career-high four steals vs. Aquinas (11/30/17)

- Scored a season-high 31 points vs. Vanderbilt (11/14/17)

### 2016-17 SEASON

- 29th in the nation with 2.8 triples made per game

- Has scored in double-digits in 21 games, including 10 of the last 11

### 2015-16 SEASON

- Tied for second with 92 triples made in a single season (2015-16)

- Connected on eight 3's twice last season (vs. SIUE and EMU), which is tied-for-second best in program history for a single game

## 2017-18 GAME-BY-GAME

Opponent	GS	MP	FG-FGA	3FG-3FGA	FT-FTA	O-D-T	PF	A	TO	BLK	STL	PTS
Purdue (11/10)	*	34	3-7	3-5	0-0	0-2-2	5	0	2	0	0	9
Vanderbilt (11/14)	*	38	8-15	7-14	8-8	0-3-3	1	2	1	0	0	31
Coll. of Charleston (11/17)	*	32	4-10	2-6	2-2	0-6-6	0	1	1	0	0	12
vs. San Diego State (11/24)	*	29	3-9	2-8	2-2	0-1-1	4	2	1	0	0	10
vs. Iowa State (11/25)	*	29	8-15	6-12	0-1	0-3-3	3	2	2	0	0	22
Aquinas (11/30)	*	16	3-5	1-3	0-2	0-1-1	0	0	0	0	4	7
at Oakland (12/3)	*	21	4-4	3-3	0-0	0-2-2	4	2	2	0	0	11
at SIUE (12/7)	*	31	7-11	4-7	2-2	0-3-3	1	1	3	0	0	20
at Indiana State (12/9)	*	32	4-12	2-4	4-4	3-1-4	4	1	2	0	0	14
at Duquesne (12/17)	*	38	5-7	2-2	2-2	0-1-1	1	1	0	0	0	14
Quinnipiac (12/21)	*	30	3-11	3-8	0-0	1-3-4	1	1	1	0	0	9
at Ball State (12/30)	*	36	3-10	3-10	0-0	0-3-3	3	2	4	1	2	9
Ohio (1/3)	*	33	5-13	1-5	2-2	1-1-2	2	0	2	0	0	13
at Miami (Ohio) (1/6)	*	33	1-7	0-4	2-2	0-1-1	1	1	1	0	1	4
Bowling Green (1/10)	*	25	2-6	2-5	0-0	0-2-2	1	0	1	0	0	6
Kent State (1/13)	*	39	8-18	7-12	3-3	0-1-1	4	2	0	0	1	26
at Northern Illinois (1/17)	*	36	1-6	1-3	3-3	0-2-2	2	0	1	0	0	6
at Akron (1/20)	*	25	3-7	3-7	0-0	0-0-0	4	0	0	0	0	9
Western Michigan (1/27)	*	22	1-8	1-3	1-2	1-0-1	0	0	0	0	0	4
Buffalo (1/31)	*	36	3-10	2-9	7-7	1-5-6	1	0	3	0	1	15
at Eastern Michigan (2/3)	*	36	6-12	4-10	0-2	0-3-3	1	0	0	0	1	16
at Ohio (2/7)	*	32	3-12	3-10	0-0	0-1-1	3	3	2	0	0	9
Toledo (2/10)	*	28	5-9	2-6	2-2	0-4-4	0	0	0	0	0	14
at Buffalo (2/14)	*	34	4-8	2-6	0-0	0-1-1	4	1	3	0	0	10
Eastern Michigan (2/17)	*	38	6-12	4-8	0-0	0-3-3	2	1	1	0	2	16
Northern Illinois (2/21)	*	38	3-10	0-6	0-0	1-2-3	2	0	0	1	0	6
at Western Michigan (2/24)	*	38	4-6	3-5	0-0	1-6-7	2	2	1	0	1	11
Ball State (2/28)	*	35	5-14	3-12	0-0	0-2-2	1	1	1	0	0	13
at Toledo (3/3)	*	40	2-7	1-2	3-3	0-4-4	2	2	2	0	1	8
vs. Eastern Michigan (3/7)	*	39	5-14	2-8	2-4	0-7-7	3	0	1	0	0	14
vs. Miami (3/9)	*	39	2-4	0-3	2-2	0-1-1	2	0	0	0	0	6
vs. Buffalo (3/10)	*	33	4-8	2-6	0-0	0-2-2	4	4	3	0	1	10
vs. LSU (3/17)	*	39	3-4	2-5	0-0	0-1-1	2	0	1	0	1	8
vs. Ohio State (3/19)	*	40	6-11	5-9	5-5	0-3-3	2	1	0	0	2	22

## CAREER STATISTICS

	Total			Three-point			FT-FTA	PCT	REB-AVG	A	BLK	ST	PTS-AVG
	GP-GS	FG-FGA	PCT	FG-FGA	PCT								
2014-15	30-13	54-149	.362	31-99	.313	12-16	.750	65-2.2	15	3	15	151-5.0	
2015-16	32-31	132-358	.369	92-229	.402	46-50	.920	127-4.0	24	4	21	402-12.6	
2016-17	32-32	138-333	.414	90-224	.402	86-98	.878	73-2.3	39	2	28	452-14.1	
2017-18	34-34	137-328	.418	88-229	.389	52-60	.867	90-2.6	33	2	18	414-12.2	
<b>Career</b>	<b>128-110</b>	<b>461-1168</b>	<b>.395</b>	<b>301-778</b>	<b>.387</b>	<b>196-224</b>	<b>.875</b>	<b>355-2.8</b>	<b>111</b>	<b>11</b>	<b>83</b>	<b>1419-11.1</b>	





13



# REYNA FROST

Junior • 6-0 • Forward  
Reese, Mich./Reese

## SEASON AND CAREER HIGHS

	Season High
Points	25 (vs. Bowling Green, 1/10/18)
Rebounds	20 (vs. Eastern Michigan, 2/17/18)
Assists	6 (at Ohio, 2/7/18)
Steals	4, four times
Blocks	4 (vs. Kent State, 1/13/18)
FG Made	10 (vs. Purdue, 11/10/17)
FG Att.	20 (vs. Purdue, 11/10/17)
3 FG Made	2, twice
3 FG Att.	4, twice
FT Made	6, three times
FT Att.	6, six times

## Career High

27 (vs. Kent State, 1/2/16)
23 (at Bowling Green, 1/14/17)
6 (at Ohio, 2/7/18)
4, five times
4, twice
13 (vs. Kent State, 1/2/16)
20, twice
2 (vs. Purdue, 11/10/17)
4 (vs. Purdue, 11/10/17)
6, six times
8, twice

## NOTES

### CAREER

- Ranks second in career rebounding average (10.8 rpg)
- Ranks third in program history with 1,073 career rebounds
- One of six Chippewas to reach the 1,000 career points and 1,000 career rebounds feat
- Ranks 27th in program history with 1,051 career points

### 2017-18 SEASON

- Voted MAC Tournament MVP
- Second Team All-MAC selection
- Broke the MAC single-season record with 402 rebounds after the second rebound of the NCAA Tournament (3/19)
- 11th in the nation and first in the MAC grabbing 11.8 boards per game
- Ranks eighth in the nation in offensive rebounds per game (4.5)
- Has grabbed double-digit rebounds in 22 games
- Has scored in double figures in 26 games
- Recorded a season-high 25 points vs. Bowling Green (1/10/18)
- Scored 21 points and grabbed 13 rebounds at Miami (1/6/18)
- Posted seventh double-double of the season (10 pts., 15 rebs.) vs. Ohio (1/3/18)
- Recorded a double-double (23 points, 19 rebounds) at Ball State (12/30/17)
- Tied a career-high four steals at SIUE (12/7/17)

### 2016-17 SEASON

- All-MAC Third Team Selection
- Ranks 11th in the nation with 4.4 offensive rebounds per game
- First in the MAC and sixth in the nation averaging 11.3 rpg
- Has 351 rebounds this season, which ranks third in program history
- Recorded her eighth double-double this season scoring 18 points and grabbing 17 rebounds vs. Western Michigan (3/8/17)
- Posted a career-high 23 rebounds at Bowling Green (1/14/17), which ranks second in the single-game record book
- Dished out a career-high five assists against Ball State (1/11/17)
- Grabbed 21 boards against Illinois (12/19/16) which is tied-for-fourth as a single game record
- Posted 20 rebounds vs. Oakland (11/22/16) which is tied-for-seventh as a single-game record

### 2015-16 SEASON

- 2016 MAC All-Freshman Team
- Ninth in the program record book with 308 total rebound last season

## 2017-18 GAME-BY-GAME

Opponent	GS	MP	FG-FGA	3FG-3FGA	FT-FTA	O-D-T	PF	A	TO	BLK	STL	PTS
Purdue (11/10)	*	40	10-20	2-4	1-2	8-8-16	3	2	2	1	2	23
Vanderbilt (11/14)	*	39	2-9	0-1	3-3	5-5-10	2	2	1	1	4	7
Coll. of Charleston (11/17)	*	38	1-6	0-0	3-4	8-9-17	2	1	1	2	3	5
vs. San Diego State (11/24)	*	45	5-10	0-0	1-2	6-9-15	3	1	2	0	0	11
vs. Iowa State (11/25)	*	36	4-10	0-1	1-4	3-6-9	2	5	1	0	1	9
Aquinas (11/30)	*	23	7-10	0-1	2-2	4-9-13	0	1	1	2	1	16
at Oakland (12/3)	*	32	5-10	0-1	4-5	2-8-10	3	2	0	0	1	14
at SIUE (12/7)	*	36	6-15	1-1	3-4	4-14-18	1	4	2	1	4	16
at Indiana State (12/9)	*	34	4-7	0-0	0-0	5-9-14	4	4	1	1	1	8
at Duquesne (12/17)	*	40	4-10	0-1	0-0	5-8-13	3	3	0	0	1	8
Quinnipiac (12/21)	*	37	5-9	2-4	2-3	3-5-8	1	4	2	0	0	14
at Ball State (12/30)	*	40	9-12	0-2	5-6	7-12-19	2	2	4	0	0	23
Ohio (1/3)	*	33	5-10	0-0	0-0	7-8-15	1	3	2	1	1	10
at Miami (Ohio) (1/6)	*	33	8-11	0-0	5-5	7-6-13	2	3	0	3	3	21
Bowling Green (1/10)	*	33	9-15	1-1	6-6	3-6-9	0	2	0	2	4	25
Kent State (1/13)	*	31	4-7	0-2	3-4	5-3-8	3	2	3	4	3	11
at Northern Illinois (1/17)	*	40	8-18	0-3	3-4	10-3-13	1	2	1	2	3	19
at Akron (1/20)	*	34	6-9	2-3	4-4	4-4-8	4	1	2	0	3	18
Western Michigan (1/27)	*	40	5-7	0-0	1-3	2-4-6	2	2	0	0	2	11
Buffalo (1/31)	*	34	4-11	1-1	1-2	3-9-12	5	1	2	0	2	10
at Eastern Michigan (2/3)	*	38	5-7	0-1	5-6	3-4-7	1	2	6	1	1	15
at Ohio (2/7)	*	40	8-12	0-0	0-0	4-11-15	2	6	1	0	0	16
Toledo (2/10)	*	27	4-9	0-0	1-1	2-3-5	1	2	1	1	2	9
at Buffalo (2/14)	*	38	9-16	1-3	4-6	6-10-16	2	2	0	1	1	23
Eastern Michigan (2/17)	*	38	6-12	0-0	2-2	6-14-20	2	2	1	0	0	14
Northern Illinois (2/21)	*	39	7-14	0-1	6-6	4-5-9	2	2	2	2	0	20
at Western Michigan (2/24)	*	33	3-8	1-2	2-2	2-4-6	2	0	3	1	1	9
Ball State (2/28)	*	32	5-13	0-1	1-1	3-5-8	1	3	1	1	3	11
at Toledo (3/3)	*	28	5-10	0-0	3-5	3-5-8	3	1	2	1	2	13
vs. Eastern Michigan (3/7)	*	40	4-7	0-0	6-6	4-10-14	1	3	3	2	4	14
vs. Miami (3/9)	*	37	9-15	0-2	0-0	3-9-12	0	2	2	3	1	18
vs. Buffalo (3/10)	*	33	3-8	1-1	3-4	3-8-11	5	2	2	0	1	10
vs. LSU (3/17)	*	33	6-11	0-1	0-0	6-6-12	5	1	0	1	1	12
vs. Ohio State (3/19)	*	32	3-7	0-1	2-2	4-9-13	5	3	0	1	2	8

## CAREER STATISTICS

	Total			Three-point			FT-FTA	PCT	REB-AVG	A	BLK	ST	PTS-AVG
	GP-GS	FG-FGA	PCT	FG-FGA	PCT								
2015-16	33-26	119-243	.490	1-10	.100	39-70	.557	308-9.3	32	13	26	278-8.4	
2016-17	32-31	121-239	.505	1-4	.250	59-78	.756	363-11.3	41	24	36	302-9.4	
2017-18	34-34	188-365	.515	12-39	.308	83-104	.798	402-11.8	78	35	58	471-13.9	
<b>Career</b>	<b>99-91</b>	<b>428-847</b>	<b>.505</b>	<b>14-53</b>	<b>.264</b>	<b>181-252</b>	<b>.718</b>	<b>1073-10.8</b>	<b>151</b>	<b>72</b>	<b>120</b>	<b>1051-10.6</b>	



4



# MADDY WATTERS

Freshman • 5-9 • Guard  
Rockford, Mich./Rockford

## SEASON AND CAREER HIGHS

	Season High
Points	9 (vs. Aquinas, 11/30/17)
Rebounds	4 (vs. Bowling Green, 1/10/18)
Assists	7 (vs. Aquinas, 11/30/17)
Steals	2, twice
Blocks	1 (vs. Buffalo, 3/10/18)
FG Made	3 (vs. Aquinas, 11/30/17)
FG Att.	9 (vs. Aquinas, 11/30/17)
3 FG Made	2, twice
3 FG Att.	6 (vs. Aquinas, 11/30/17)
FT Made	2 (at SIUE, 12/7/17)
FT Att.	3 (at SIUE, 12/7/17)

	Career High
Points	9 (vs. Aquinas, 11/30/17)
Rebounds	4 (vs. Bowling Green, 1/10/18)
Assists	7 (vs. Aquinas, 11/30/17)
Steals	2, twice
Blocks	1 (vs. Buffalo, 3/10/18)
FG Made	3 (vs. Aquinas, 11/30/17)
FG Att.	9 (vs. Aquinas, 11/30/17)
3 FG Made	2, twice
3 FG Att.	6 (vs. Aquinas, 11/30/17)
FT Made	2 (at SIUE, 12/7/17)
FT Att.	3 (at SIUE, 12/7/17)

## NOTES

### 2017-18 SEASON

- Only true freshman to average double-digit minutes
- Scored a career-high nine points vs. Aquinas (11/30/18)
- Dished out a team-high seven assists against the Bulldogs
- Pulled down four rebounds vs. Bowling Green (1/10/18)

## 2017-18 GAME-BY-GAME

Opponent	GS	MP	FG-FGA	3FG-3FGA	FT-FTA	O-D-T	PF	A	TO	BLK	STL	PTS
Purdue (11/10)		13	0-0	0-0	0-0	0-0-0	2	2	6	0	0	0
Vanderbilt (11/14)		6	0-0	0-0	1-2	0-1-1	0	1	4	0	1	1
Coll. of Charleston (11/17)		5	0-0	0-0	0-0	0-0-0	0	1	0	0	0	0
vs. San Diego State (11/24)		18	2-4	2-4	0-0	0-1-1	0	3	2	0	0	6
vs. Iowa State (11/25)		11	0-0	0-0	0-0	0-0-0	2	0	1	0	0	0
Aquinas (11/30)		25	3-9	2-6	1-1	0-0-1	1	7	2	0	2	9
at Oakland (12/3)		22	1-3	1-2	0-0	1-0-1	1	3	0	0	0	3
at SIUE (12/7)		26	1-5	0-4	2-3	1-2-3	1	3	1	0	2	4
at Indiana State (12/9)		17	0-4	0-1	0-0	0-1-1	0	1	0	0	0	0
at Duquesne (12/17)		13	0-1	0-0	0-0	1-0-1	0	1	3	0	0	0
Quinnipiac (12/21)		16	1-1	0-0	0-0	0-1-1	1	0	1	0	0	2
at Ball State (12/30)		11	0-1	0-1	0-0	0-1-1	0	0	2	0	0	0
Ohio (1/3)		7	1-1	1-1	0-0	0-1-1	3	1	1	0	0	3
at Miami (Ohio) (1/6)		8	0-1	0-1	0-0	0-0-0	2	0	3	0	0	0
Bowling Green (1/10)		24	2-6	1-3	0-0	1-3-4	2	4	1	0	0	5
Kent State (1/13)		9	0-0	0-0	0-0	2-0-2	0	1	0	0	0	0
at Northern Illinois (1/17)		16	0-2	0-0	0-0	0-0-0	1	1	1	0	0	0
at Akron (1/20)		11	0-1	0-1	0-0	0-0-0	1	0	0	0	0	0
Western Michigan (1/27)		3	0-0	0-0	0-0	0-0-0	0	0	0	0	0	0
Buffalo (1/31)		3	0-0	0-0	0-2	0-0-0	0	0	0	0	0	0
at Eastern Michigan (2/3)		2	0-0	0-0	0-0	0-0-0	0	0	0	0	0	0
at Ohio (2/7)		12	0-1	0-1	0-0	1-2-3	1	1	0	0	1	0
Toledo (2/10)		18	0-2	0-1	0-2	0-2-2	0	2	0	0	2	0
at Buffalo (2/14)		6	0-0	0-0	0-0	0-0-0	0	1	1	0	1	0
Eastern Michigan (2/17)		5	1-1	0-0	0-0	0-0-0	0	1	2	0	0	2
Northern Illinois (2/21)		13	2-2	1-1	1-1	0-1-1	1	0	0	0	0	6
at Western Michigan (2/24)		14	1-3	1-1	0-0	1-0-1	1	1	2	0	0	3
Ball State (2/28)		5	0-1	0-0	0-0	0-0-0	0	1	1	0	0	0
at Toledo (3/3)		16	0-0	0-0	0-0	0-0-0	1	1	1	0	0	0
vs. Eastern Michigan (3/7)		9	0-0	0-0	0-0	0-0-0	1	0	2	0	0	0
vs. Miami (3/9)		14	2-3	0-1	0-0	1-0-1	1	0	0	0	0	4
vs. Buffalo (3/10)		8	1-1	1-1	0-0	0-1-1	3	0	2	2	0	3
vs. LSU (3/17)		7	0-0	0-0	0-0	1-1-2	0	0	0	0	0	0
vs. Ohio State (3/19)		3	0-0	0-0	0-0	0-0-0	1	0	0	0	0	0

## CAREER STATISTICS

	Total			Three-point			FT-FTA	PCT	REB-AVG	A	BLK	ST	PTS-AVG
	GP-GS	FG-FGA	PCT	FG-FGA	PCT								
2017-18	34-0	18-55	.327	10-31	.323	5-11	.455	28-0.8	40	1	9	51-1.5	
<b>Career</b>	<b>34-0</b>	<b>18-55</b>	<b>.327</b>	<b>10-31</b>	<b>.323</b>	<b>5-11</b>	<b>.455</b>	<b>28-0.8</b>	<b>40</b>	<b>1</b>	<b>9</b>	<b>51-1.5</b>	

**5**

# ALEAH SWARY

Senior • 5-10 • Guard

Fort Wayne, Ind./Northrop

**SEASON AND CAREER HIGHS**

	Season High
Points	9 (vs. College of Charleston, 11/17/17)
Rebounds	5 (at Ball State, 12/30/17)
Assists	3 (vs. San Diego State, 11/24/17)
Steals	4 (at Duquesne, 12/17/17)
Blocks	--
FG Made	3, twice
FG Att.	11 (vs. College of Charleston, 11/17/17)
3 FG Made	2, three times
3 FG Att.	8 (vs. College of Charleston, 11/17/17)
FT Made	3 (at Western Michigan, 2/24/18)
FT Att.	4 (at Western Michigan, 2/24/18)

	Career High
Points	21 (at Northern Illinois, 2/8/17)
Rebounds	10 (vs. Rider, 12/28/15)
Assists	3 (vs. San Diego State, 11/24/17)
Steals	4 (at Duquesne, 12/17/17)
Blocks	2 (vs. Rider, 12/28/15)
FG Made	8 (at Northern Illinois, 2/8/17)
FG Att.	16, twice
3 FG Made	5, twice
3 FG Att.	12 (at Ball State, 2/18/15)
FT Made	4, twice
FT Att.	5 (at Toledo, 1/28/17)

**NOTES****2017-18 SEASON**

- Has played in 31 games this season
- Scored a season-high nine points vs. College of Charleston (11/17/17)
- Grabbed five rebounds at Ball State (12/30/17)

**2016-17 SEASON**

- Scored in double-figures eight time this season
- Scored a career-high 21 points at Northern Illinois (2/8/17)

**2017-18 GAME-BY-GAME**

Opponent	GS	MP	FG-FGA	3FG-3FGA	FT-FTA	O-D-T	PF	A	TO	BLK	STL	PTS
Purdue (11/10)		3	0-0	0-0	0-0	0-0-0	0	0	0	0	0	0
Vanderbilt (11/14)		1	0-0	0-0	0-0	0-0-0	0	0	0	0	0	0
Coll. of Charleston (11/17)		19	3-11	2-8	1-2	1-0-1	1	1	2	0	1	9
vs. San Diego State (11/24)		19	1-5	0-1	0-0	1-2-3	0	3	0	0	1	2
vs. Iowa State (11/25)		9	1-2	1-2	0-0	0-1-1	0	1	1	0	0	3
Aquinas (11/30)		10	2-4	2-3	0-0	1-2-3	0	2	1	0	0	6
at Oakland (12/3)		2	0-0	0-0	0-0	0-0-0	0	0	1	0	0	0
at SIUE (12/7)		8	2-4	1-2	0-0	1-0-1	0	1	2	0	0	5
at Indiana State (12/9)		15	3-6	1-3	1-1	0-0-0	0	1	0	0	2	8
at Duquesne (12/17)		13	0-6	0-3	1-2	2-2-4	1	2	0	0	4	1
Quinnipiac (12/21)		15	1-2	0-1	0-0	0-0-0	0	0	0	0	0	2
at Ball State (12/30)		19	2-7	0-5	0-0	0-5-5	0	0	3	0	0	4
Ohio (1/3)		5	0-2	0-2	0-0	0-0-0	0	0	0	0	0	0
at Miami (Ohio) (1/6)		4	1-1	1-1	0-0	0-0-0	3	0	1	0	0	0
Bowling Green (1/10)		5	0-0	0-0	0-0	0-0-0	0	0	0	0	0	0
Kent State (1/13)		2	1-2	1-1	0-0	0-0-0	0	0	0	0	0	3
at Northern Illinois (1/17)		7	1-4	0-2	0-0	1-0-1	0	1	0	0	1	2
at Akron (1/20)		11	2-7	1-6	0-0	0-0-0	0	0	1	0	0	5
Western Michigan (1/27)		15	2-4	1-2	0-0	0-2-2	0	0	0	0	0	5
Buffalo (1/31)		10	1-2	0-1	1-2	1-3-4	2	0	2	0	1	3
at Eastern Michigan (2/3)		3	0-1	0-0	0-0	1-0-1	0	0	0	0	0	0
at Ohio (2/7)		3	0-1	0-0	0-0	0-0-0	0	0	0	0	0	0
Toledo (2/10)		3	0-0	0-0	0-0	0-0-0	0	0	0	0	0	0
at Buffalo (2/14)		6	0-1	0-1	2-2	0-0-0	0	1	0	0	0	2
Eastern Michigan (2/17)		8	2-3	2-2	0-0	0-1-1	0	0	1	0	0	6
Northern Illinois (2/21)		5	0-3	0-2	0-0	0-0-0	0	0	0	0	0	0
at Western Michigan (2/24)		2	0-0	0-0	3-4	0-0-0	0	0	1	0	0	3
Ball State (2/28)		10	1-4	1-3	0-0	0-0-0	0	0	0	0	1	3
at Toledo (3/3)												
vs. Eastern Michigan (3/7)		6	0-0	0-0	0-0	0-2-2	1	0	0	0	0	0
vs. Miami (3/9)		1	0-0	0-0	0-0	0-0-0	0	0	1	0	0	0
vs. Buffalo (3/10)		1	0-0	0-0	1-2	0-0-0	0	0	0	0	0	1
vs. LSU (3/17)												
vs. Ohio State (3/19)												

**CAREER STATISTICS**

	Total		Three-point		FT-FTA	PCT	REB-AVG	A	BLK	ST	PTS-AVG	
	GP-GS	FG-FGA	PCT	FG-FGA								PCT
2014-15	16-5	27-95	.284	21-75	.280	2-3	.667	23-1.4	7	3	2	77-4.8
2015-16	26-0	35-88	.398	19-62	.306	7-10	.700	36-1.4	3	3	5	96-3.7
2016-17	32-5	68-201	.338	44-134	.328	25-30	.833	69-2.2	20	7	18	205-6.4
2017-18	31-0	26-82	.317	14-51	.275	10-15	.667	29-0.9	13	1	11	76-2.5
<b>Career</b>	<b>105-10</b>	<b>156-466</b>	<b>.335</b>	<b>98-322</b>	<b>.304</b>	<b>44-58</b>	<b>.759</b>	<b>157-1.5</b>	<b>43</b>	<b>14</b>	<b>36</b>	<b>454-4.3</b>





# 11



# SOPHIA KARASINSKI

Freshman • 5-9 • Guard

Grand Rapids, Mich./Grand Rapids Catholic Central

## SEASON AND CAREER HIGHS

	Season High	Career High
Points	9 (vs. Aquinas, 11/30/17)	9 (vs. Aquinas, 11/30/17)
Rebounds	4 (vs. Toledo, 2/10/18)	4 (vs. Toledo, 2/10/18)
Assists	2 (vs. Bowling Green, 1/10/18)	2 (vs. Bowling Green, 1/10/18)
Steals	--	--
Blocks	--	--
FG Made	3 (vs. Aquinas, 11/30/17)	3 (vs. Aquinas, 11/30/17)
FG Att.	6 (vs. Aquinas, 11/30/17)	6 (vs. Aquinas, 11/30/17)
3 FG Made	3 (vs. Aquinas, 11/30/17)	3 (vs. Aquinas, 11/30/17)
3 FG Att.	5 (vs. Aquinas, 11/30/17)	5 (vs. Aquinas, 11/30/17)
FT Made	2, twice	2, twice
FT Att.	2, twice	2, twice

## NOTES

### 2017-18 SEASON

- Has played in 11 games this season
- Scored a career-high nine points, all from 3-pointers, vs. Aquinas (11/30/17)
- Dished out two assists vs. Bowling Green (1/10/18)
- Grabbed four rebounds against Toledo (2/10/18)

## 2017-18 GAME-BY-GAME

Opponent	GS	MP	FG-FGA	3FG-3FGA	FT-FTA	O-D-T	PF	A	TO	BLK	STL	PTS
Purdue (11/10)												
Vanderbilt (11/14)												
Coll. of Charleston (11/17)	1		0-0	0-0	0-0	0-0-0	0	0	0	0	0	0
vs. San Diego State (11/24)												
vs. Iowa State (11/25)	1		0-0	0-0	0-0	0-0-0	0	0	0	0	0	0
Aquinas (11/30)	17		3-6	3-5	0-0	0-2-2	0	1	0	0	0	9
at Oakland (12/3)	1		0-0	0-0	0-0	0-0-0	0	0	0	0	0	0
at SIUE (12/7)	3		0-1	0-1	0-0	0-0-0	0	0	0	0	0	0
at Indiana State (12/9)												
at Duquesne (12/17)												
Quinnipiac (12/21)												
at Ball State (12/30)												
Ohio (1/3)	2		0-1	0-1	0-0	0-0-0	0	0	0	0	0	0
at Miami (Ohio) (1/6)												
Bowling Green (1/10)	13		0-2	0-0	2-2	0-1-1	2	2	0	0	0	2
Kent State (1/13)												
at Northern Illinois (1/17)												
at Akron (1/20)												
Western Michigan (1/27)												
Buffalo (1/31)												
at Eastern Michigan (2/3)	2		1-1	1-1	2-2	0-1-1	0	0	0	0	0	5
at Ohio (2/7)												
Toledo (2/10)	7		1-4	0-1	0-2	1-3-4	1	0	2	0	0	2
at Buffalo (2/14)												
Eastern Michigan (2/17)												
Northern Illinois (2/21)	1		0-0	0-0	0-0	0-0-0	0	0	0	0	0	0
at Western Michigan (2/24)	5		0-0	0-0	0-0	0-1-1	0	0	1	0	0	0
Ball State (2/28)												
at Toledo (3/3)												
vs. Eastern Michigan (3/7)												
vs. Miami (3/9)												
vs. Buffalo (3/10)												
vs. LSU (3/17)												
vs. Ohio State (3/19)												

## CAREER STATISTICS

	Total			Three-point			FT-FTA	PCT	REB-AVG	A	BLK	ST	PTS-AVG
	GP-GS	FG-FGA	PCT	FG-FGA	PCT								
2017-18	11-0	5-15	.333	4-10	.400	4-6	.667	9-0.8	3	0	0	18-1.6	
Career	11-0	5-15	.333	4-10	.400	4-6	.667	9-0.8	3	0	0	18-1.6	



# 21



# JAEDA ROBINSON

Junior • 5-8 • Guard

Bloomfield Hills, Mich./Bloomfield Hills Marian

## SEASON AND CAREER HIGHS

	Season High	Career High
Points	3 (vs. Aquinas, 11/30/17)	5, twice
Rebounds	3 (vs. Aquinas, 11/30/17)	3 (vs. Aquinas, 11/30/17)
Assists	1, twice	2 (at Eastern Michigan, 2/4/17)
Steals	1, three times	1, four times
Blocks	--	--
FG Made	1, twice	2, twice
FG Att.	3 (Bowling Green, 1/10/18)	3, twice
3 FG Made	1 (vs. Aquinas, 11/30/17)	1, four times
3 FG Att.	2 (vs. Aquinas, 11/30/17)	2, three times
FT Made	--	2 (vs. Illinois, 12/19/16)
FT Att.	--	2 (vs. Illinois, 12/19/16)

## NOTES

### 2017-18 SEASON

- Has played in 10 games this season
- Scored a season-high three points vs. Aquinas (11/30/17)

## 2017-18 GAME-BY-GAME

Opponent	GS	MP	FG-FGA	3FG-3FGA	FT-FTA	O-D-T	PF	A	TO	BLK	STL	PTS
Purdue (11/10)												
Vanderbilt (11/14)												
Coll. of Charleston (11/17)	1		0-0	0-0	0-0	0-0-0	0	0	0	0	0	0
vs. San Diego State (11/24)												
vs. Iowa State (11/25)	1		0-0	0-0	0-0	0-1-1	0	0	0	0	0	0
Aquinas (11/30)	11		1-2	1-2	0-0	0-3-3	0	1	1	0	1	3
at Oakland (12/3)	1		0-1	0-0	0-0	0-1-1	0	0	0	0	0	0
at SIUE (12/7)	1		0-0	0-0	0-0	0-0-0	0	0	0	0	1	0
at Indiana State (12/9)												
at Duquesne (12/17)												
Quinnipiac (12/21)												
at Ball State (12/30)												
Ohio (1/3)	1		0-0	0-0	0-0	0-0-0	0	0	0	0	0	0
at Miami (Ohio) (1/6)												
Bowling Green (1/10)	9		1-3	0-1	0-0	0-0-0	0	1	1	0	1	2
Kent State (1/13)												
at Northern Illinois (1/17)												
at Akron (1/20)												
Western Michigan (1/27)												
Buffalo (1/31)												
at Eastern Michigan (2/3)	1		0-0	0-0	0-0	0-0-0	1	0	0	0	0	0
at Ohio (2/7)												
Toledo (2/10)	3		0-0	0-0	0-0	0-2-2	0	0	0	0	0	0
at Buffalo (2/14)												
Eastern Michigan (2/17)												
Northern Illinois (2/21)	1		0-0	0-0	0-0	0-1-1	0	0	0	0	0	0
at Western Michigan (2/24)												
Ball State (2/28)												
at Toledo (3/3)												
vs. Eastern Michigan (3/7)												
vs. Miami (3/9)												
vs. Buffalo (3/10)												
vs. LSU (3/17)												
vs. Ohio State (3/19)												

## CAREER STATISTICS

	Total			Three-point			FT-FTA	PCT	REB-AVG	A	BLK	ST	PTS-AVG
	GP-GS	FG-FGA	PCT	FG-FGA	PCT								
2015-16	12-0	2-7	.286	2-5	.400	0-0	.000	4-0.3	2	0	1	6-0.5	
2016-17	16-0	6-14	.429	3-9	.333	2-2	1.000	7-0.4	4	0	4	17-1.1	
2017-18	10-0	2-6	.333	1-3	.333	0-0	.000	8-0.8	2	0	3	5-0.5	
<b>Career</b>	<b>38-0</b>	<b>10-2</b>	<b>.370</b>	<b>6-17</b>	<b>.353</b>	<b>2-2</b>	<b>1.000</b>	<b>19-0.5</b>	<b>8</b>	<b>0</b>	<b>8</b>	<b>28-0.7</b>	



# 33



# GABRIELLE BIRD

Redshirt Sophomore • 6-0 • Forward  
South Lyon, Mich./South Lyon East

## SEASON AND CAREER HIGHS

	Season High	Career High
Points	4 (at Eastern Michigan, 2/3/18)	5 (vs. Utah Valley, 11/25/16)
Rebounds	4 (vs. Aquinas, 11/30/17)	4, twice
Assists	1, four times	1, five times
Steals	1, four times	1, six times
Blocks	1, three times	1, five times
FG Made	2 (at Eastern Michigan, 2/3/18)	2 (at Eastern Michigan, 2/3/18)
FG Att.	6 (vs. Vanderbilt, 11/14/17)	6 (vs. Vanderbilt, 11/14/17)
3 FG Made	1, twice	1, five times
3 FG Att.	4 (vs. Vanderbilt, 11/14/17)	4, twice
FT Made	--	2 (vs. Utah Valley, 11/25/16)
FT Att.	--	2 (vs. Utah Valley, 11/25/16)

## NOTES

### 2017-18 SEASON

- Has played in 16 games this season
- Played a season-high 18 minutes and grabbed four rebounds vs. Aquinas (11/30/17)
- Scored four points at Eastern Michigan (2/3/18)
- Saw four minutes of play and scored two points in the MAC Tournament championship vs. Buffalo (3/10/18)

## 2017-18 GAME-BY-GAME

Opponent	GS	MP	FG-FGA	3FG-3FGA	FT-FTA	O-D-T	PF	A	TO	BLK	STL	PTS
Purdue (11/10)					Did not play							
Vanderbilt (11/14)	9		1-6	0-1	0-0	0-1-1	2	0	1	1	1	2
Coll. of Charleston (11/17)	4		0-1	0-	0-0	0-1-1	0	0	0	0	0	0
vs. San Diego State (11/24)					Did not play							
vs. Iowa State (11/25)	1		0-2	0-0	0-0	0-0-0	0	0	0	0	0	0
Aquinas (11/30)	18		0-4	0-2	0-0	2-2-4	1	0	2	1	1	0
at Oakland (12/3)	2		0-1	0-1	0-0	0-0-0	0	0	0	0	0	0
at SIUE (12/7)	3		0-0	0-0	0-0	0-0-0	0	0	0	0	0	0
at Indiana State (12/9)					Did not play							
at Duquesne (12/17)	4		0-2	0-1	0-0	1-1-2	1	0	0	1	0	0
Quinnipiac (12/21)					Did not play							
at Ball State (12/30)					Did not play							
Ohio (1/3)	6		1-2	1-2	0-0	0-0-0	2	1	0	0	0	3
at Miami (Ohio) (1/6)	10		0-0	0-0	0-0	0-1-1	0	0	0	0	1	0
Bowling Green (1/10)	5		1-3	0-1	0-0	0-0-0	2	0	1	0	0	2
Kent State (1/13)					Did not play							
at Northern Illinois (1/17)					Did not play							
at Akron (1/20)	5		1-2	1-2	0-0	0-0-0	0	1	0	0	0	3
Western Michigan (1/27)	3		0-0	0-0	0-0	1-0-1	0	1	0	0	0	0
Buffalo (1/31)					Did not play							
at Eastern Michigan (2/3)	2		2-2	0-0	0-0	0-1-1	0	0	0	0	0	4
at Ohio (2/7)					Did not play							
Toledo (2/10)	7		1-1	0-0	0-0	1-2-3	0	1	1	0	0	2
at Buffalo (2/14)					Did not play							
Eastern Michigan (2/17)					Did not play							
Northern Illinois (2/21)					Did not play							
at Western Michigan (2/24)	1		0-0	0-0	0-0	0-0-0	0	0	0	0	1	0
Ball State (2/28)					Did not play							
at Toledo (3/3)					Did not play							
vs. Eastern Michigan (3/7)					Did not play							
vs. Miami (3/9)					Did not play							
vs. Buffalo (3/10)	4		1-2	0-0	0-0	0-0-0	0	0	0	0	0	2
vs. LSU (3/17)					Did not play							
vs. Ohio State (3/19)					Did not play							

## CAREER STATISTICS

	Total			Three-point			FT-FTA	PCT	REB-AVG	A	BLK	ST	PTS-AVG
	GP-GS	FG-FGA	PCT	FG-FGA	PCT	PCT							
2016-17	14-0	5-15	.333	3-11	.273	3-3	1.0000	7-0.5	1	2	2	16-1.1	
2017-18	16-0	8-28	.286	2-14	.143	0-0	.000	14-0.9	4	3	4	18-1.1	
<b>Career</b>	<b>30-0</b>	<b>13-43</b>	<b>.302</b>	<b>5-25</b>	<b>.200</b>	<b>3-3</b>	<b>1.000</b>	<b>21-0.7</b>	<b>5</b>	<b>5</b>	<b>6</b>	<b>34-1.1</b>	





# 42



# MACKENNA KELLY

Sophomore • 5-10 • Guard/Forward  
Frankfort, Mich./Frankfort

## SEASON AND CAREER HIGHS

	Season High	Career High
Points	3, twice	5 (vs. Loyola, 12/1/16)
Rebounds	1, twice	1, five times
Assists	1 (vs. Aquinas, 11/30/17)	1 (vs. Aquinas, 11/30/17)
Steals	--	--
Blocks	--	--
FG Made	1, three times	2 (vs. Loyola, 12/1/16)
FG Att.	1, three times	5 (vs. Loyola, 12/1/16)
3 FG Made	1, twice	1, three times
3 FG Att.	1, twice	4 (vs. Loyola, 12/1/16)
FT Made	--	--
FT Att.	--	--

## NOTES

### 2017-18 SEASON

- Has played in five games this season
- Played a season-high seven minutes and scored two points vs. Aquinas (11/30/18)
- Posted a season-high three points in two games this season (vs. SIUE, 12/7/17; vs. Toledo, 2/10/18)

## 2017-18 GAME-BY-GAME

Opponent	GS	MP	FG-FGA	3FG-3FGA	FT-FTA	O-D-T	PF	A	TO	BLK	STL	PTS
Purdue (11/10)					Did not play							
Vanderbilt (11/14)					Did not play							
Coll. of Charleston (11/17)					Did not play							
vs. San Diego State (11/24)					Did not play							
vs. Iowa State (11/25)					Did not play							
Aquinas (11/30)	7		1-1	0-0	0-0	0-1-1	2	1	1	0	0	2
at Oakland (12/3)					Did not play							
at SIUE (12/7)	1		1-1	1-1	0-0	0-0-0	0	0	0	0	0	3
at Indiana State (12/9)					Did not play							
at Duquesne (12/17)					Did not play							
Quinnipiac (12/21)					Did not play							
at Ball State (12/30)					Did not play							
Ohio (1/3)					Did not play							
at Miami (Ohio) (1/6)					Did not play							
Bowling Green (1/10)	3		0-0	0-0	0-0	0-0-0	0	0	0	0	0	0
Kent State (1/13)					Did not play							
at Northern Illinois (1/17)					Did not play							
at Akron (1/20)	4		0-0	0-0	0-0	0-0-0	2	0	2	0	0	0
Western Michigan (1/27)					Did not play							
Buffalo (1/31)					Did not play							
at Eastern Michigan (2/3)					Did not play							
at Ohio (2/7)					Did not play							
Toledo (2/10)	3		1-1	1-1	0-0	0-1-1	0	0	0	0	0	3
at Buffalo (2/14)					Did not play							
Eastern Michigan (2/17)					Did not play							
Northern Illinois (2/21)					Did not play							
at Western Michigan (2/24)					Did not play							
Ball State (2/28)					Did not play							
at Toledo (3/3)					Did not play							
vs. Eastern Michigan (3/7)					Did not play							
vs. Miami (3/9)					Did not play							
vs. Buffalo (3/10)					Did not play							
vs. LSU (3/17)					Did not play							
vs. Ohio State (3/19)					Did not play							

## CAREER STATISTICS

	GP-GS	Total		Three-point		FT-FTA	PCT	REB-AVG	A	BLK	ST	PTS-AVG
		FG-FGA	PCT	FG-FGA	PCT							
2016-17	11-0	4-11	.364	1-7	.143	0-0	.000	3-0.3	0	0	0	9-0.8
2017-18	5-0	3-3	1.000	2-2	1.000	0-0	.000	2-0.4	1	0	0	8-1.6
<b>Career</b>	<b>16-0</b>	<b>7-14</b>	<b>.500</b>	<b>3-9</b>	<b>.333</b>	<b>0-0</b>	<b>.00</b>	<b>5-0.3</b>	<b>1</b>	<b>0</b>	<b>0</b>	<b>17-1.1</b>



# 50



# KYRA BUSSELL

Freshman • 6-1 • Forward

Grand Rapids, Mich./Grand Rapids Catholic Central

## SEASON AND CAREER HIGHS

	Season High	Career High
Points	12 (at SIUE, 12/7/17)	12 (at SIUE, 12/7/17)
Rebounds	10 (vs. Bowling Green, 1/10/18)	10 (vs. Bowling Green, 1/10/18)
Assists	3 (vs. Toledo, 2/10/18)	3 (vs. Toledo, 2/10/18)
Steals	2, twice	2, twice
Blocks	2, four times	2, four times
FG Made	5, twice	5, twice
FG Att.	8 (vs. Iowa State, 11/25/17)	8 (vs. Iowa State, 11/25/17)
3 FG Made	1 (vs. Iowa State, 11/25/17)	1 (vs. Iowa State, 11/25/17)
3 FG Att.	2 (vs. Iowa State, 11/25/17)	2 (vs. Iowa State, 11/25/17)
FT Made	6 (vs. Aquinas, 11/30/17)	6 (vs. Aquinas, 11/30/17)
FT Att.	6 (vs. Aquinas, 11/30/17)	6 (vs. Aquinas, 11/30/17)

## NOTES

### 2017-18 SEASON

- Has played in 33 games this season
- Posted four points in the NCAA First Round vs. LSU (3/17/18)
- Scored eight points in the regular-season finale at Toledo (3/3/18)
- Played a career-high 20 minutes and added 10 points against Toledo (2/10/18)
- Pulled down a career-high 10 rebounds vs. Bowling Green (1/10/18)
- Went 5-of-6 from the field and added 12 points at SIUE (12/7/17)
- Made six free throws vs. Aquinas (11/30/17)

## 2017-18 GAME-BY-GAME

Opponent	GS	MP	FG-FGA	3FG-3FGA	FT-FTA	O-D-T	PF	A	TO	BLK	STL	PTS
Purdue (11/10)		19	0-0	0-0	2-2	2-3-5	2	1	4	2	2	2
Vanderbilt (11/14)		8	1-1	0-0	0-0	0-1-1	3	0	0	0	0	2
Coll. of Charleston (11/17)		17	1-3	0-0	3-4	0-3-3	4	0	1	1	0	5
vs. San Diego State (11/24)		1	0-1	0-0	0-0	0-0-0	1	0	0	0	0	0
vs. Iowa State (11/25)		18	1-8	1-2	1-2	5-2-7	2	0	1	0	1	4
Aquinas (11/30)		14	1-5	0-0	6-6	4-0-4	5	0	0	0	0	8
at Oakland (12/3)		9	0-1	0-0	0-0	0-1-1	1	1	0	0	0	0
at SIUE (12/7)		14	5-6	0-1	2-2	1-3-4	3	0	1	2	2	12
at Indiana State (12/9)		11	0-0	0-0	0-0	0-2-2	2	0	1	0	0	0
at Duquesne (12/17)		10	1-3	0-0	0-0	1-2-3	2	0	0	1	1	2
Quinnipiac (12/21)		6	1-2	0-0	1-2	1-1-2	1	2	0	0	1	3
at Ball State (12/30)		7	0-1	0-0	0-0	1-1-2	2	0	2	1	0	0
Ohio (1/3)		10	1-3	0-0	0-0	0-2-2	2	0	2	2	0	2
at Miami (Ohio) (1/6)		14	4-7	0-0	0-0	3-4-7	3	0	2	1	1	8
Bowling Green (1/10)		17	4-5	0-0	0-0	1-9-10	4	0	0	2	0	8
Kent State (1/13)		7	0-3	0-0	0-0	0-0-0	2	0	1	0	0	0
at Northern Illinois (1/17)		2	0-0	0-0	0-0	0-0-0	2	0	0	0	0	0
at Akron (1/20)		10	0-1	0-0	0-0	0-1-1	0	0	0	0	0	0
Western Michigan (1/27)		19	0-3	0-1	0-0	1-3-4	3	0	1	0	0	0
Buffalo (1/31)		1	0-1	0-0	0-0	0-0-0	0	0	0	0	0	0
at Eastern Michigan (2/3)		3	0-0	0-0	0-0	0-1-1	3	0	0	0	0	0
at Ohio (2/7)		2	0-0	0-0	0-0	0-0-0	0	1	0	0	0	0
Toledo (2/10)		20	5-10	0-0	0-0	1-2-3	3	3	0	0	1	10
at Buffalo (2/14)		4	2-2	0-0	0-0	0-1-1	2	0	0	0	0	4
Eastern Michigan (2/17)					Did not play							
Northern Illinois (2/21)		7	0-2	0-0	0-0	1-2-3	1	0	0	0	0	0
at Western Michigan (2/24)		9	0-0	0-0	0-0	1-3-4	2	0	1	0	0	0
Ball State (2/28)		5	0-1	0-0	1-2	1-0-1	1	0	0	0	0	1
at Toledo (3/3)		12	3-5	0-0	2-2	2-0-2	1	1	2	0	0	8
vs. Eastern Michigan (3/7)		6	1-1	0-0	0-0	0-3-3	0	0	0	1	0	2
vs. Miami (3/9)		5	0-1	0-0	0-0	0-2-2	1	0	1	1	0	0
vs. Buffalo (3/10)		3	0-0	0-0	1-2	0-0-0	0	0	1	0	0	1
vs. LSU (3/17)		7	1-2	0-0	2-2	1-1-2	1	0	0	0	0	4
vs. Ohio State (3/19)		7	1-3	0-0	0-0	0-1-1	2	0	1	0	0	2

## CAREER STATISTICS

	Total			Three-point			FT-FTA	PCT	REB-AVG	A	BLK	ST	PTS-AVG
	GP-GS	FG-FGA	PCT	FG-FGA	PCT								
2017-18	33-0	33-81	.407	1-4	.250	21-26	.808	81-2.5	9	12	7	88-2.7	
<b>Career</b>	<b>33-0</b>	<b>33-81</b>	<b>.407</b>	<b>1-4</b>	<b>.250</b>	<b>21-26</b>	<b>.808</b>	<b>81-2.5</b>	<b>9</b>	<b>12</b>	<b>7</b>	<b>88-2.7</b>	



# GAME RECAPS

## Official Basketball Box Score -- Game Totals -- Final Statistics Purdue vs Central Michigan 11/10/17 7:30 p.m. at Mount Pleasant, Mich. (McGuirk Arena)

### Purdue 79 • 1-0

#	Player	Total			3-Ptr			Rebounds			PF	TP	A	TO	Blk	Stl	Min
		FG	FGA	FT	FTA	Off	Def	Tot									
01	McLaughlin, Karissa	* 7-12	3-6	4-4	1	1	2	1	21	5	2	0	4	31			
10	Keys, Andreona	* 6-8	0-1	7-11	3	5	8	1	19	2	2	0	2	36			
11	Oden, Dominique	* 0-0	0-0	2-2	0	1	1	3	2	2	2	0	0	26			
32	Harris, Ae'Rianna	* 3-14	0-0	2-2	2	4	6	2	8	1	1	2	1	32			
40	Cooper, Lamina	* 2-4	0-0	2-2	1	2	3	4	6	2	2	0	4	28			
03	Murphy, Tiara	6-10	6-9	1-4	0	0	0	0	19	2	1	1	1	27			
05	Gray, Miracle	1-4	0-0	0-0	0	0	0	1	2	1	0	0	1	9			
22	Lawson, Dani	1-1	0-0	0-0	0	0	0	0	2	0	0	0	0	3			
25	Farquhar, Tamara	0-1	0-0	0-0	0	0	0	1	0	0	1	1	0	8			
Team					1	3	4										
Totals		26-54	9-16	18-25	8	16	24	13	79	15	11	4	13	200			

1st - FG %:	4-15	26.7%	2nd:	7-16	43.8%	3rd:	12-16	75.0%	4th:	3-7	42.9%	Game:	26-54	48.1%	Deadball
3FG %:	0-3	0.0%	3-5	60.0%	5-6	83.3%	1-2	50.0%	1-2	50.0%	9-16	56.3%	18-25	72.0%	Rebounds
FT %:	0-0	0.0%	0-0	0.0%	7-10	70.0%	11-15	73.3%							6

### Central Michigan 69 • 0-1

#	Player	Total			3-Ptr			Rebounds			PF	TP	A	TO	Blk	Stl	Min
		FG	FGA	FT	FTA	Off	Def	Tot									
01	KELLY, Micaela	* 4-11	2-4	2-2	1	2	3	5	12	3	2	1	1	30			
02	MOORE, Tinara	* 0-6	0-0	2-2	2	1	3	0	2	1	3	1	0	21			
03	HUDSON, Presley	* 8-16	4-10	1-1	2	3	5	4	21	5	4	0	2	40			
10	BREEN, Cassie	* 3-7	3-5	0-0	0	2	2	5	9	0	2	0	0	34			
13	FROST, Reyna	* 10-20	2-4	1-2	8	8	16	3	23	2	2	1	2	40			
04	WATTERS, Maddy	0-0	0-0	0-0	0	0	0	2	0	2	6	0	0	13			
05	SWARY, Aleah	0-0	0-0	0-0	0	0	0	0	0	0	0	0	0	3			
50	BUSSELL, Kyra	0-0	0-0	2-2	2	3	5	2	2	1	4	0	0	19			
Team					4	2	6										
Totals		25-60	11-23	8-9	19	21	40	21	69	14	23	3	5	200			

1st - FG %:	7-16	43.8%	2nd:	8-15	53.3%	3rd:	4-12	33.3%	4th:	6-17	35.3%	Game:	25-60	41.7%	Deadball
3FG %:	2-2	100.0%	2-5	40.0%	3-6	50.0%	4-10	40.0%	11-23	47.8%	8-9	88.9%	11-23	47.8%	Rebounds
FT %:	3-3	100.0%	0-0	0.0%	2-2	100.0%	3-4	75.0%							1

Officials: Michelle Del Duco, Matt Balster, Bard Duistermars  
 Technical fouls: Purdue-None. Central Michigan-None.  
 Attendance: 2035  
 CMU #01 Kelly fouled out with 00:48 (4); CMU #10 Breen fouled with :13 (4)

Score by periods	1st	2nd	3rd	4th	Total
Purdue	8	17	36	18	79
Central Michigan	19	18	13	19	69

Last FG - PUR 4th-01:26, CMU 4th-00:14.  
 Largest lead - PUR by 13 4th-08:06, CMU by 16 2nd-07:13.  
 PUR led for 13:38. CMU led for 25:07. Game was tied for 01:15.

Points	In	Off	2nd	Fast	Bench
PUR	28	27	9	15	23
CMU	22	7	18	5	2

Score tied - 2 times.  
 Lead changed - 2 times.

## GAME 1

Mount Pleasant, Mich. • McGuirk Arena • Nov. 10, 2017  
 Purdue 79, Central Michigan 69

- It was the tale of two halves for Central Michigan as it dropped its season opener, 79-69, to Purdue before 2,035 on Nov. 10 at McGuirk Arena.
- The Chippewas led by 16 points, 37-21, late in the first half, but the Boilermakers responded with a physical mentality that the Chippewas struggled to match in the final two quarters.
- Purdue outscored CMU, 36-13, in the third quarter and the Boilermakers' lead reached 13 points, 63-50, with under eight minutes remaining.
- CMU managed to draw within six, 66-60, with under three minutes to play, but was outscored 13-9 down the stretch.
- Andreona keys scored 11 of her 19 points in the third quarter to spark the Boilermakers. The Chippewas committed 23 turnovers in the game, eight of which came in the decisive third quarter.
- Junior guard Presley Hudson finished with 21 points, surpassing the 1,000-point plateau for her career. She has 1,017 points and is the 30th player in program history to reach the milestone.
- Hudson, who also dished out five assists, finished 8-for-16 from the floor including 4-of-10 from 3-point range.
- Reyna Frost led Central Michigan, logging a double-double with a team-high 23 points and 16 rebounds. The 6-foot junior finished 10-for-20 from the floor and eight of her boards came on the offensive end.
- Micaela Kelly, a redshirt freshman playing her first game for CMU, had 12 points while Cassie Breen added nine.
- CMU finished with a 40-24 rebounding edge, but Purdue held a 15-13 advantage in that category in the second half.
- Karissa McLaughlin led Purdue with 21 points, finishing 7-of-12 from field goal range. She also made three of her six 3-point attempts and logged five assists.

## Official Basketball Box Score -- Game Totals -- Final Statistics Vanderbilt vs Central Michigan 11/14/17 7 p.m. at Mount Pleasant, Mich. (McGuirk Arena)

### Vanderbilt 75 • 0-2

#	Player	Total			3-Ptr			Rebounds			PF	TP	A	TO	Blk	Stl	Min
		FG	FGA	FT	FTA	Off	Def	Tot									
02	Hall, Chelsie	* 5-10	1-1	0-0	0	2	2	3	11	1	2	0	0	24			
03	Bell, Rachel	* 6-12	3-3	0-0	0	1	1	3	15	2	4	0	0	26			
24	Newby, Autumn	* 2-7	0-0	2-4	2	6	8	5	6	2	5	0	1	27			
33	Reed, Christa	* 3-3	1-1	0-0	1	2	3	3	7	1	3	0	0	23			
35	Clemons-Green, K.	* 2-6	1-3	0-0	0	4	4	5	5	3	0	0	1	27			
00	Overbeck, Kayla	2-5	0-0	5-6	2	3	5	3	9	0	1	0	2	19			
10	Walker, Cierra	4-6	3-4	0-0	0	1	1	11	5	3	0	2	28				
21	Whalen, Erin	4-10	1-6	0-0	1	3	4	3	9	1	1	0	0	23			
22	Horrocks, Bree	0-1	0-0	2-2	1	0	1	0	2	0	0	0	0	3			
Team					3	4	7										
Totals		28-60	10-18	9-12	10	26	36	26	75	15	19	0	6	200			

1st - FG %:	6-13	46.2%	2nd:	5-14	35.7%	3rd:	9-17	52.9%	4th:	8-16	50.0%	Game:	28-60	46.7%	Deadball
3FG %:	2-2	100.0%	2-2	100.0%	5-8	62.5%	0-0	0.0%	4-9	44.4%	10-18	55.6%	9-12	75.0%	Rebounds
FT %:	2-2	100.0%	0-0	0.0%	2-2	100.0%									1

### Central Michigan 92 • 1-1

#	Player	Total			3-Ptr			Rebounds			PF	TP	A	TO	Blk	Stl	Min
		FG	FGA	FT	FTA	Off	Def	Tot									
01	KELLY, Micaela	* 4-7	0-2	2-2	1	4	5	2	10	4	3	1	3	35			
02	MOORE, Tinara	* 6-7	0-0	6-6	1	4	5	2	18	2	1	3	0	24			
03	HUDSON, Presley	* 7-19	3-10	4-4	0	6	6	2	21	6	1	0	1	40			
10	BREEN, Cassie	* 8-15	7-14	8-8	0	3	3	1	31	2	1	0	0	38			
13	FROST, Reyna	* 2-9	0-1	3-3	5	5	10	2	7	2	1	1	4	39			
04	WATTERS, Maddy	0-0	0-0	1-2	0	1	1	0	1	1	4	0	1	6			
05	SWARY, Aleah	0-0	0-0	0-0	0	0	0	0	0	0	0	0	0	1			
33	BIRD, Gabrielle	1-6	0-4	0-0	1	0	1	2	2	0	1	1	1	9			
50	BUSSELL, Kyra	1-1	0-0	0-0	0	1	1	3	2	0	0	0	0	8			
Team					1	0	1										
Totals		29-64	10-31	24-25	9	24	33	14	92	17	12	6	10	200			

1st - FG %:	10-15	66.7%	2nd:	5-19	26.3%	3rd:	7-17	41.2%	4th:	7-13	53.8%	Game:	29-64	45.3%	Deadball
3FG %:	5-8	62.5%	3-3	100.0%	0-4	0.0%	2-6	33.3%	9-10	90.0%	10-31	32.3%	24-25	96.0%	Rebounds
FT %:	4-4	100.0%	5-5	100.0%	6-6	100.0%									1

Officials: Michael McConnell, Angie Enlund, Mark Resch  
 Technical fouls: Vanderbilt-None. Central Michigan-None.  
 Attendance: 1500  
 Vanderbilt #35 Clemons-Green Fouled Out 1:30 4th; #24 Newby Fouled Out :36 4th

Score by periods	1st	2nd	3rd	4th	Total
Vanderbilt	16	17	20	22	75
Central Michigan	29	18	20	25	92

Last FG - VANDY 4th-00:28, CMU 4th-01:47.  
 Largest lead - VANDY None, CMU by 25 3rd-04:55.  
 VANDY led for 00:00. CMU led for 39:15. Game was tied for 00:45.

Points	In	Off	2nd	Fast	Bench
VANDY	30	16	7	9	31
CMU	34	10	10	8	5

Score tied - 1 time.  
 Lead changed - 0 times.

## GAME 2

Mount Pleasant, Mich. • McGuirk Arena • Nov. 14, 2017  
 Central Michigan 92, Vanderbilt 75

- Central Michigan sprinted out to a commanding lead and never looked back to improve to 1-1 overall on the season with a 92-75 win over traditional SEC power Vanderbilt.
- The win over the Commodores was a milestone one for Guevara, as it marked the 300th of her distinguished career. Guevara holds a 300-225 career record and a 177-143 mark at CMU.
- The victory was CMU head coach Sue Guevara's third victory over an SEC school during her tenure. The Chippewas defeated Mississippi (Ole Miss) in 2011 and 2012.
- CMU built a 29-16 advantage with a dominating first quarter performance, a lead from which the Commodores could not recover. The Chippewas extended that lead in the second and headed to the break up 47-33.
- Senior guard Cassie Breen led CMU with 31 points, just two points shy of a career best. Twenty-two of those points came in the first half. Breen finished 8-of-8 from the free throw line and 7-of-13 from 3-point range.
- Junior guard Presley Hudson added 21 points, while senior forward Tinara Moore pitched in 18, all of which came in the second half.
- The Chippewas went 24-of-25 (96%) from the free throw line, compared to Vanderbilt's 9-of-12 (75%).
- Central Michigan was also able to capitalize on Vanderbilt's 19 turnovers.
- Vanderbilt's Rachel Bell led the Commodores with 15 points, while Chelsie Hall and Cierra Walker added 11 each.



# GAME RECAPS

**Official Basketball Box Score -- Game Totals -- Final Statistics**  
**Coll. of Charleston vs Central Michigan**  
 11/17/17 Noon at Mount Pleasant, Mich. (McGuirk Arena)

**Coll. of Charleston 58 • 1-2**

##	Player	Total			3-Ptr			Rebounds			PF	TP	A	TO	Blk	Stl	Min
		FG	FGA	FT	FTA	Off	Def	Tot									
02	Huff, Darien	* 5	10	4	6	0	0	4	4	1	14	1	1	0	1	33	
03	Brown, Shiclasia	* 3	17	1	5	0	0	1	1	2	1	7	2	6	0	4	
15	Brown, Tanisha	* 4	6	0	0	0	3	3	8	3	1	0	0	0	0	22	
24	Maddox, Lexi	* 1	1	0	0	0	2	2	4	1	2	0	1	0	0	17	
25	Ford, Deja	* 2	10	0	3	1	4	2	0	2	1	5	1	1	0	28	
01	Blanding, Shai	0	1	0	0	0	2	2	1	3	0	0	0	0	0	5	
05	Dorsey, Cailin	1	2	0	1	0	0	1	1	0	2	0	0	0	0	4	
10	Heath, Dee	0	0	0	0	0	0	0	0	0	0	0	0	0	0	2	
11	Goodson, Bryanna	3	7	1	4	0	0	2	1	3	2	7	1	0	0	14	
20	Sullivan, Bri	2	4	0	0	0	0	0	0	0	4	2	0	0	0	14	
21	Larson, Baileigh	1	3	0	0	0	0	2	2	2	2	1	1	0	1	10	
23	Boyd, Bri	1	3	0	0	5	7	0	2	2	4	7	0	1	0	16	
	Team							6	2	8			1				
	Totals	23	64	6	19	6	16	15	19	34	15	58	11	13	0	9	

1st - FG %:	8-17	47.1%	2nd - FG %:	7-15	46.7%	3rd - FG %:	3-15	20.0%	4th - FG %:	5-17	29.4%	Game:	23-64	35.9%	Deadball	
3FG %:	2-7	28.6%	3FG %:	3-6	50.0%	3FG %:	0-1	0.0%	3FG %:	1-5	20.0%	3FG %:	6-19	31.6%	Rebounds	
FT %:	0-1	0.0%	FT %:	3-7	42.9%	FT %:	1-4	25.0%	FT %:	1-2	50.0%	FT %:	6-16	37.5%	Rebounds	5

**Central Michigan 79 • 2-1**

##	Player	Total			3-Ptr			Rebounds			PF	TP	A	TO	Blk	Stl	Min
		FG	FGA	FT	FTA	Off	Def	Tot									
01	KELLY, Micaela	* 4	6	2	4	0	0	3	4	7	1	10	9	1	2	0	33
02	MOORE, Tinara	* 4	7	0	0	3	3	1	4	5	3	11	0	2	1	0	17
03	HUDSON, Presley	* 8	16	7	12	4	4	1	4	5	2	27	5	7	0	2	33
10	BREEN, Cassie	* 4	10	2	6	2	2	0	6	6	0	12	1	1	0	0	32
13	FROST, Reyna	* 1	6	0	0	3	4	8	9	17	2	5	1	1	2	3	38
04	WATTERS, Maddy	0	0	0	0	0	0	0	0	0	0	0	1	0	0	0	5
05	SWARY, Aleah	3	11	2	8	1	2	1	0	1	1	9	1	2	0	1	19
11	KARASINSKI, Sophia	0	0	0	0	0	0	0	0	0	0	0	0	0	0	0	1
21	ROBINSON, Jaeda	0	0	0	0	0	0	0	0	0	0	0	0	0	0	0	1
33	BIRD, Gabrielle	0	1	0	1	0	0	0	1	1	0	0	0	0	0	0	4
50	BUSSELL, Kyra	1	3	0	0	3	4	0	3	3	4	5	0	1	1	0	17
	Team							2	0	2			1				
	Totals	25	60	13	31	16	19	16	31	47	13	79	18	16	6	6	

1st - FG %:	7-15	46.7%	2nd - FG %:	7-14	50.0%	3rd - FG %:	7-20	35.0%	4th - FG %:	4-11	36.4%	Game:	25-60	41.7%	Deadball	
3FG %:	5-11	45.5%	3FG %:	5-9	55.6%	3FG %:	2-5	40.0%	3FG %:	1-6	16.7%	3FG %:	13-31	41.9%	Rebounds	
FT %:	0-0	0.0%	FT %:	7-8	87.5%	FT %:	4-4	100.0%	FT %:	5-7	71.4%	FT %:	16-19	84.2%	Rebounds	3

Officials: Tom Hallead, Jenna Schroeder, Andrew Bills  
 Technical fouls: Coll. of Charleston-None. Central Michigan-None.  
 Attendance: 3084

Score by periods	1st	2nd	3rd	4th	Total
Coll. of Charleston	18	20	7	13	58
Central Michigan	19	26	20	14	79

Last FG - COFC 4th-00:12, CMU 4th-03:21.  
 Largest lead - COFC by 11 1st-04:42, CMU by 29 4th-06:41.  
 COFC led for 08:37. CMU led for 30:37. Game was tied for 00:46.  
 Score tied - 1 time.  
 Lead changed - 1 time.

## GAME 3

Mount Pleasant, Mich. • McGuirk Arena • Nov. 17, 2017

Central Michigan 79, College of Charleston 58

- Presley Hudson posted 27 points to lead a dynamic Central Michigan to a 79-58 win over the College of Charleston in McGuirk Arena.
- The College of Charleston put the pressure on CMU, causing a slow start for the Chippewas in the first quarter. Central Michigan also made some costly mistakes, recording two turnovers before they even had points on the board.
- The Chippewas trailed by as many as 11 points midway through the first quarter, but a 3-pointer by Aleah Swary sparked a 13-3 CMU run, giving the Chippewas the momentum they needed. Micaela Kelly hit a 3-pointer with 37 seconds remaining in the first quarter to give the Chippewas their first lead, 19-18. They never trailed again.
- After halftime, the Chippewas ran with their lead and didn't look back. Central Michigan led by as many as 29 points in the fourth quarter.
- Hudson made 7-of-12 from beyond the arc en route to her 27 points, while Kelly continued to showcase her all-around skill with another early season standout performance: 10 points, nine assists, seven rebounds and two blocks.
- Reyna Frost had 17 rebounds as the Chippewas outboarded the Cougars, 47-34.
- Central Michigan finished 13-of-31 (41.9 percent) from 3-point range and was 25-of-60 from the field overall. The Chippewas also made 16-of-19 free throw attempts and are shooting 90.5 percent from the line on the season.
- Darien Huff led the College of Charleston with 14. The Cougars shot 35.9 percent from the field.
- Friday's matinee at McGuirk Arena -- the announced attendance was 3,084 -- was CMU's annual Hoops for Hunger. Ten schools participated, donating more than 53,000 pounds of non-perishable food for the Greater Lansing Food Bank.

**Official Basketball Box Score -- Game Totals -- Final Statistics**  
**San Diego State vs Central Michigan**  
 11/24/17 5:15 pm at Bimini Bahamas

**San Diego State 76 • 3-1**

##	Player	Total			3-Ptr			Rebounds			PF	TP	A	TO	Blk	Stl	Min
		FG	FGA	FT	FTA	Off	Def	Tot									
01	Lark, Khalia	* 0	5	0	3	2	2	2	2	4	4	2	0	0	0	1	25
11	GomezFerrer, Arantxa	* 0	1	0	0	0	0	1	0	1	1	0	0	0	0	0	5
15	Fort, McKynzie	* 9	19	0	1	3	4	0	3	3	3	21	3	2	0	2	37
20	Gomez, Geena	* 5	11	3	6	2	5	1	5	6	2	15	7	0	0	0	34
22	Thorderson, Lexy	* 4	11	4	10	0	0	1	2	3	2	12	0	1	0	0	30
03	Bojorquez, Jenay	1	4	0	0	0	0	0	0	0	0	2	0	0	0	0	5
05	Adams, Te'a	2	8	0	3	1	1	1	0	1	1	5	1	0	0	1	13
10	Murray, Naje	2	9	2	7	6	6	0	0	0	0	0	0	0	0	0	16
23	Gomez, Loli	0	0	0	0	0	0	0	0	0	0	0	0	0	0	0	0
30	Greenhouse, Cheyenne	2	5	0	0	0	0	2	1	3	2	4	2	0	0	1	20
34	Vanderdoes, Baylee	1	9	0	0	1	3	11	2	13	3	3	0	1	0	1	29
40	Terry, Monique	0	0	0	0	0	0	1	0	1	2	0	0	0	0	0	11
	Team							1	4	5							
	Totals	26	82	9	30	15	21	21	19	40	20	76	13	4	0	6	

1st - FG %:	3-20	15.0%	2nd - FG %:	9-19	47.4%	3rd - FG %:	6-17	35.3%	4th - FG %:	7-15	46.7%	Game:	26-82	31.7%	Deadball	
3FG %:	1-6	16.7%	3FG %:	4-8	50.0%	3FG %:	2-7	28.6%	3FG %:	2-4	50.0%	3FG %:	9-30	30.0%	Rebounds	
FT %:	4-6	66.7%	FT %:	5-5	100.0%	FT %:	3-3	100.0%	FT %:	2-3	66.7%	FT %:	15-21	71.4%	Rebounds	3

**Central Michigan 85 • 3-1**

##	Player	Total			3-Ptr			Rebounds			PF	TP	A	TO	Blk	Stl	Min
		FG	FGA	FT	FTA	Off	Def	Tot									
01	KELLY, Micaela	* 5	10	2	6	1	2	2	4	6	3	13	6	3	0	1	35
02	MOORE, Tinara	* 11	16	0	1	5	8	4	15	19	1	27	1	2	2	0	40
03	HUDSON, Presley	* 4	12	4	10	4	4	2	5	7	5	16	4	6	0	0	38
10	BREEN, Cassie	* 3	9	2	8	2	2	0	1	1	4	10	2	1	0	0	29
13	FROST, Reyna	* 5	10	0	0	1	2	6	9	15	3	11	1	2	0	0	45
04	WATTERS, Maddy	2	4	2	4	0	0	0	1	1	0	6	3	2	0	0	18
05	SWARY, Aleah	1	5	0	1	0	0	1	2	3	0	2	3	0	0	1	19
50	BUSSELL, Kyra	0	1	0	0	0	0	0	0	0	0	1	0	0	0	0	1
	Team							1	1	2							
	Totals	31	67	10	30	13	18	16	38	54	17	85	20	16	2	2	

1st - FG %:	9-16	56.3%	2nd - FG %:	5-16	31.3%	3rd - FG %:	9-19	47.4%	4th - FG %:	4-11	36.4%	Game:	31-67	46.3%	Deadball	
3FG %:	1-5	20.0%	3FG %:	2-5	40.0%	3FG %:	3-8	37.5%	3FG %:	2-9	22.2%	3FG %:	10-30	33.3%	Rebounds	
FT %:	1-2	50.0%	FT %:	5-6	83.3%	FT %:	0-0	0.0%	FT %:	5-6	83.3%	FT %:	13-18	72.2%	Rebounds	6

Officials: Rodney Creech, Katie Lukanich, Brandon Appel  
 Technical fouls: San Diego State-None. Central Michigan-None.  
 Attendance:  
 2017 Junkanoo Jam Game 04  
 Fouled Out: Central Michigan: #03 Hudson 2:23

Score by periods	1st	2nd	3rd	4th	OT	Total
San Diego State	11	27	17	18	3	76
Central Michigan	20	17	21	15	12	85

Last FG - SDSU OT-01:41, CMU OT-00:29.  
 Largest lead - SDSU by 7 4th-04:29, CMU by 12 2nd-09:37.  
 SDSU led for 09:27. CMU led for 28:31. Game was tied for 07:02.  
 Score tied - 8 times.  
 Lead changed - 11 times.

## GAME 4

Bimini, Bahamas • Gateway Christian Academy • Nov. 24, 2017

Central Michigan 85, San Diego State 76 (OT)

- Tinara Moore scored 27 points and grabbed

# GAME RECAPS

**Official Basketball Box Score -- Game Totals -- Final Statistics**  
**Iowa State vs Central Michigan**  
**11/25/17 06:45 at Bimini Bahamas**

**Iowa State 60 • 3-2**

#	Player	Total		3-Ptr		Rebounds			PF	TP	A	TO	Blk	Stl	Min
		FG-FGA	FT-FTA	FG-FGA	FT-FTA	Off	Def	Tot							
01	Wise, Madison	* 0-2	0-1	0-0	0	1	1	1	0	0	2	0	0	0	15
03	Durr, Emily	* 4-6	3-3	1-2	1	4	5	2	12	4	4	0	1	30	
21	Carleton, Bridget	* 6-18	1-7	6-8	1	2	3	2	19	0	3	0	2	35	
25	Scott, Kristin	* 3-11	0-3	2-3	3	6	9	2	8	0	0	1	0	31	
32	Burkhal, Meredith	* 2-6	0-0	0-0	0	1	1	4	1	0	0	0	0	17	
04	Johnson, Rae	0-4	0-2	2-2	0	2	2	2	2	4	2	1	0	20	
10	Washington, Nia	0-1	0-0	0-2	0	1	1	3	0	1	1	0	0	8	
12	Kennedy-Hopocate, B.	2-3	0-0	2-2	3	3	6	3	6	1	1	3	0	20	
13	Camber, Adriana	3-5	3-5	0-0	0	2	2	0	9	1	1	0	0	17	
30	Ricketts, Claire	0-0	0-0	0-0	0	0	0	1	0	0	0	0	0	7	
<b>Team</b>					3	2	5								
<b>Totals</b>		20-56	7-21	13-19	11	24	35	20	60	12	14	5	3	200	

1st - FG %:	9-18	50.0%	2nd:	2-10	20.0%	3rd:	6-17	35.3%	4th:	3-11	27.3%	Game:	20-56	35.7%	Deadball
3FG %:	3-5	60.0%	1-6	16.7%	1-5	20.0%	2-5	40.0%	7-21	33.3%	Rebounds				
FT %:	0-1	0.0%	7-8	87.5%	1-2	50.0%	5-8	62.5%	13-19	68.4%	3				

**Central Michigan 81 • 4-1**

#	Player	Total		3-Ptr		Rebounds			PF	TP	A	TO	Blk	Stl	Min
		FG-FGA	FT-FTA	FG-FGA	FT-FTA	Off	Def	Tot							
01	KELLY, Micaela	* 2-8	1-2	0-0	0	0	0	3	5	6	2	0	2	29	
02	MOORE, Tinara	* 5-8	0-0	5-5	1	10	11	4	15	1	1	4	0	26	
03	HUDSON, Presley	* 6-11	5-5	6-6	1	2	3	3	23	5	2	0	3	40-	
10	BREEN, Cassie	* 8-15	6-12	0-1	0	3	3	3	22	2	2	0	0	29	
13	FROST, Reyna	* 4-10	0-1	1-4	3	6	9	2	9	5	1	0	1	36	
04	WATTERS, Maddy	0-0	0-0	0-0	0	0	0	2	0	0	1	0	0	11	
05	SWARY, Aleah	1-2	1-2	0-0	0	1	1	0	3	1	1	0	0	9	
11	KARASINSKI, Sophia	0-0	0-0	0-0	0	0	0	0	0	0	0	0	0	1	
21	ROBINSON, Jaeda	0-0	0-0	0-0	0	1	1	0	0	0	0	0	0	0	
33	BIRD, Gabrielle	0-2	0-0	0-0	0	0	0	0	0	0	0	0	0	1	
42	KELLY, MacKenna	1-1	0-0	0-0	0	1	1	0	0	1	2	2	1	7	
50	BUSSELL, Kyra	1-5	0-0	0-0	4	0	4	5	8	0	0	0	0	14	
55	GAMBLE, Averi	0-0	0-0	0-0	0	0	0	0	0	0	0	0	0	1	
<b>Team</b>					5	3	8								
<b>Totals</b>		27-64	14-24	13-18	15	28	43	19	81	20	11	4	7	200	

1st - FG %:	10-18	55.6%	2nd:	4-16	25.0%	3rd:	9-16	56.3%	4th:	4-14	28.6%	Game:	27-64	42.2%	Deadball
3FG %:	5-8	62.5%	3-6	50.0%	3-6	50.0%	3-4	75.0%	14-24	58.3%	Rebounds				
FT %:	0-0	0.0%	6-10	60.0%	0-1	0.0%	7-7	100.0%	13-18	72.2%	3				

Officials: Rodney Creech, Jenna Schroder, Rebecca Taylor

Technical fouls: Iowa State-TEAM. Central Michigan-None.

Attendance:

Junkanoo Jam Bimini Championship

Score by periods	1st	2nd	3rd	4th	Total
Iowa State	21	12	14	13	60
Central Michigan	25	17	21	18	81

Points	In	Off	2nd	Fast	Bench
ISU	Paint	T/O	Chance	Break	
20	5	10	2	17	
CMU	18	16	8	0	7

Last FG - ISU 4th-00:28, CMU 4th-01:20.  
 Largest lead - ISU by 9 1st-06:04, CMU by 24 4th-06:21.  
 ISU led for 06:45. CMU led for 30:52. Game was tied for 02:23.

Score tied - 2 times.  
 Lead changed - 1 time.

## GAME 5

**Bimini, Bahamas • Gateway Christian Academy • Nov. 25, 2017**  
 Central Michigan 81, Iowa State 60

- Presley Hudson and Cassie Breen combined for 45 points as Central Michigan topped Iowa State, 81-60, to capture the Junkanoo Jam.
- It was the fourth straight win for the Chippewas (4-1), who opened the Jam with an 85-76 win over San Diego State on Friday. CMU is scheduled to return home on Thursday (7 p.m.) for a nonconference game with Aquinas (5-3).
- Hudson made all five of her 3-point attempts and all six of her free throw tries in scoring a game-high 23 points to lead the Chippewas. She earned the tournament Most Valuable Player Award.
- Tinara Moore finished with 15 points and 11 rebounds for the Chippewas, marking her second consecutive double-double. Moore had a combined 42 points and 30 rebounds – both team highs – in the Chippewas' two games in the Jam. She was named a tournament All-Star.
- Breen made six of her 12 3-point attempts and finished with 22 points. The Chippewas finished with 14 triples in 24 attempts.
- The Chippewas trailed by nine points, 13-4, less than four minutes into the game, but the Chippewas responded with a 21-9 run to close the first quarter, after which they led 25-21.
- The Chippewas led by nine, 42-33, at halftime and bumped their advantage to double digits, 47-37, on a Moore jumper with 6:49 remaining in the third quarter.
- CMU's lead never dipped below 10 points after that, and reached a high of 24 in the fourth quarter.
- In going 5-for-5 from 3-point range, Hudson became the fourth Chippewa in program history to finish perfect from beyond the arc (minimum four attempts). Sally Sedlar went 5-for-5 in a 1998 game against Toledo, and Kerby Tamm and Niki DiGiulio both went 4-for-4 during games in 2014, Tamm against Toledo and DiGiulio against Ohio.

**Official Basketball Box Score -- Game Totals -- Final Statistics**  
**Aquinas vs Central Michigan**  
**11/30/17 7 p.m. at Mount Pleasant, Mich. (McGuirk Arena)**

**Aquinas 47 • 6-3**

#	Player	Total		3-Ptr		Rebounds			PF	TP	A	TO	Blk	Stl	Min
		FG-FGA	FT-FTA	FG-FGA	FT-FTA	Off	Def	Tot							
03	Momo Neal	* 2-6	0-1	3-6	0	1	1	0	7	0	3	0	0	16	
22	Ashley Bunker	* 0-4	0-3	0-0	0	0	0	1	0	1	2	1	1	12	
23	McKenzie Breilmayer	* 0-2	0-0	0-0	0	3	3	1	0	1	2	0	0	19	
34	Michaela Faber	* 1-6	0-0	0-0	1	4	5	1	2	0	1	0	0	16	
44	Carley Andrews	* 4-9	1-3	0-0	2	2	4	2	9	0	2	0	1	19	
02	Camaryia Williams	1-5	0-2	0-0	0	1	1	0	2	0	1	0	0	15	
04	Ali Sparing	2-4	1-2	0-0	0	1	1	0	5	1	0	0	0	6	
10	Katie Theut	2-5	2-5	0-0	0	1	1	0	6	0	2	1	0	16	
11	Anna Omness	0-0	0-0	2-2	0	0	0	0	2	1	3	0	0	11	
14	Daneigh Wilde	1-3	0-2	0-0	0	0	0	0	2	2	0	2	1	7	
21	Andraya Johnson	0-0	0-0	3-4	0	0	0	0	3	1	2	1	1	13	
24	Bri Spica	1-6	1-4	0-0	1	1	2	1	3	1	0	0	0	15	
30	Ally Frederickson	3-6	0-0	0-0	1	4	5	1	6	0	0	0	1	15	
31	Hannah Brefeld	0-0	0-0	0-0	0	1	1	5	0	0	1	0	0	9	
32	Tyra Williams	0-3	0-2	0-0	0	1	1	1	0	0	0	0	1	11	
<b>Team</b>					4	2	6								
<b>Totals</b>		17-59	5-24	8-12	9	22	31	15	47	6	21	3	6	200	

1st - FG %:	3-12	25.0%	2nd:	5-16	31.3%	3rd:	4-17	23.5%	4th:	5-14	35.7%	Game:	17-59	28.8%	Deadball
3FG %:	0-4	0.0%	2-7	28.6%	1-8	12.5%	2-5	40.0%	5-24	20.8%	Rebounds				
FT %:	0-4	0.0%	3-6	50.0%	0-0	0.0%	2-2	100.0%	8-12	66.7%	2				

**Central Michigan 96 • 5-1**

#	Player	Total		3-Ptr		Rebounds			PF	TP	A	TO	Blk	Stl	Min
		FG-FGA	FT-FTA	FG-FGA	FT-FTA	Off	Def	Tot							
01	KELLY, Micaela	* 3-7	0-2	1-2	1	0	1	1	7	3	0	0	2	19	
02	MOORE, Tinara	* 4-8	0-0	4-4	1	9	10	2	12	0	2	1	0	16	
03	HUDSON, Presley	* 5-10	5-9	2-2	0	3	3	0	17	3	2	0	1	20	
10	BREEN, Cassie	* 3-5	1-3	0-2	0	1	1	0	7	0	0	0	4	16	
13	FROST, Reyna	* 7-10	0-1	2-2	4	9	13	0	16	1	1	2	1	23	
04	WATTERS, Maddy	* 3-9	2-6	1-1	0	0	0	1	9	7	2	0	2	25	
05	SWARY, Aleah	2-4	2-3	0-0	1	2	3	0	6	2	1	0	0	10	
11	KARASINSKI, Sophia	3-6	3-5	0-0	0	2	2	0	9	1	0	0	0	17	
20	YOST, Annie	0-0	0-0	0-0	0	0	0	0	0	0	0	0	0	3	
21	ROBINSON, Jaeda	1-2	1-2	0-0	0	3	3	0	3	1	0	1	1	11	
33	BIRD, Gabrielle	0-4	0-2	0-0	2	2	4	1	0	0	2	1	1	18	
42	KELLY, MacKenna	1-1	0-0	0-0	0	1	1	2	2	1	1	0	0	7	
50	BUSSELL, Kyra	1-5	0-0	0-0	4	0	4	5	8	0	0	0	0	14	
55	GAMBLE, Averi	0-0	0-0	0-0	0	0	0	0	0	0	0	0	0	1	
<b>Team</b>					3	3	6								
<b>Totals</b>		33-71	14-33	16-19	16	35	51	12	96	19	13	4	12	200	

1st - FG %:	8-18	44.4%	2nd:	15-18	83.3%	3rd:	6-21	28.6%	4th:	4-14	28.6%	Game:	33-71	46.5%	Deadball
3FG %:	3-9	33.3%	5-6	83.3%	3-9	33.3%	3-9	33.3%	14-33	42.4%	Rebounds				
FT %:	0-0	0.0%	0-0	0.0%	6-6	100.0%	3-3	100.0%	16-19	84.2%	3				

Officials: Brandon Breese, Meghan Joseph, Mark Holland

# GAME RECAPS

Official Basketball Box Score -- Game Totals -- Final Statistics  
**Central Michigan vs OAKLAND**  
 12/31/17 1 p.m. at Rochester, Mich. (Blacktop at the O'rena)

## Central Michigan 103 • 6-1

#	Player	Total			3-Ptr			Rebounds			PF	TP	A	TO	Blk	Stl	Min
		FG	FGA	FT	FTA	Off	Def	Tot									
02	MOORE, Tinara	f	12-15	0-0	4-5	2	9	11	3	28	1	4	2	1	34		
13	FROST, Reyna	f	5-10	0-1	4-5	2	8	10	3	14	2	0	0	1	32		
01	KELLY, Micaela	g	7-12	0-2	6-6	0	3	3	2	20	3	1	0	4	37		
03	HUDSON, Presley	g	7-15	5-12	8-8	0	0	0	0	27	7	2	0	1	39		
10	BREEN, Cassie	g	4-4	3-3	0-0	0	2	2	4	11	2	2	0	0	21		
04	WATTERS, Maddy	g	1-3	1-2	0-0	1	0	1	3	3	0	0	0	0	22		
05	SWARY, Aleah	g	0-0	0-0	0-0	0	0	0	0	0	0	1	0	0	2		
11	KARASINSKI, Sophia	g	0-0	0-0	0-0	0	0	0	0	0	0	0	0	0	1		
21	ROBINSON, Jaeda	g	0-1	0-0	0-0	0	1	1	0	0	0	0	0	0	1		
33	BIRD, Gabrielle	g	0-1	0-1	0-0	0	0	0	0	0	0	0	0	0	2		
50	BUSSELL, Kyra	g	0-1	0-0	0-0	0	1	1	1	0	1	0	0	0	9		
Team			1	3	4												
Totals			36-62	9-21	22-24	6	27	33	14	103	19	10	2	7	200		

1st - FG %:	9-14	64.3%	2nd - FG %:	12-19	63.2%	3rd - FG %:	6-13	46.2%	4th - FG %:	9-16	56.3%	Game - FG %:	36-62	58.1%	Deadball	
3FG %:	3-7	42.9%	3-7	42.9%	2-4	50.0%	1-3	33.3%	9-21	42.9%	9-21	42.9%	10-24	41.7%	Rebounds	
FT %:	3-3	100.0%	3-3	100.0%	8-9	88.9%	8-9	88.9%	22-24	91.7%	22-24	91.7%	18-24	75.0%	0	

## OAKLAND 85 • 3-4

#	Player	Total			3-Ptr			Rebounds			PF	TP	A	TO	Blk	Stl	Min
		FG	FGA	FT	FTA	Off	Def	Tot									
12	TELESFORD, Nikita	f	4-6	0-0	0-2	4	2	6	3	8	0	2	0	0	0	19	
23	SOMERFIELD, Leah	f	6-12	1-1	0-0	3	7	10	5	13	2	1	0	0	31		
03	BOND, Cierra	g	6-16	4-6	2-2	1	3	4	2	18	7	1	0	4	32		
05	GRAVES, Sha'Keya	g	5-11	0-3	0-0	0	0	0	3	10	2	1	0	1	29		
22	GLEASON, Taylor	g	5-11	3-6	1-2	0	2	2	14	3	5	0	1	28			
01	CROMWELL, Myka	g	0-0	0-0	0-0	0	0	0	0	0	0	0	0	0	2		
02	TAYLOR, Korrin	g	0-3	0-0	0-0	0	2	2	0	4	1	0	0	0	14		
10	JONES, Taylor	g	4-8	2-4	4-4	0	2	2	1	14	0	0	0	0	17		
21	KISSMAN, Autumn	g	0-0	0-0	0-0	0	0	0	0	1	0	0	0	0	2		
34	GUINGRICH, Chloe	g	1-1	0-0	2-4	0	0	0	2	4	0	0	0	1	9		
42	AGWANIRU, Mercy	g	2-2	0-0	0-0	1	3	4	4	4	0	1	1	0	17		
Team			2	2	4												
Totals			33-70	10-20	9-14	11	23	34	24	85	19	12	1	7	200		

1st - FG %:	10-19	52.6%	2nd - FG %:	5-15	33.3%	3rd - FG %:	13-19	68.4%	4th - FG %:	5-17	29.4%	Game - FG %:	33-70	47.1%	Deadball	
3FG %:	3-5	60.0%	4-7	57.1%	3-6	50.0%	0-2	0.0%	10-20	50.0%	10-20	50.0%	10-24	41.7%	Rebounds	
FT %:	2-2	100.0%	3-6	50.0%	0-0	0.0%	4-6	66.7%	9-14	64.3%	9-14	64.3%	18-24	75.0%	3	

Officials: Matt Balster, Aaron Brooks, Lindsay VanDyken  
 Technical fouls: Central Michigan-None. OAKLAND-None.  
 Attendance: 862  
 8:47 of 4th QTR, CMU's #2 charged an unsportsmanlike foul  
 05:35 of 4th QTR, OU's Southfield fouled out

Score by periods	1st	2nd	3rd	4th	Total
Central Michigan	24	30	22	27	103
OAKLAND	25	17	29	14	85

	In	Off	2nd	Fast	Bench
Points	Paint	T/O	Chance	Break	3
CMU	50	19	7	4	3
OAKLAN	34	17	10	13	22

Last FG - CMU 4th-01:35, OAKLAND 4th-01:05  
 Largest lead - CMU by 20 4th-01:35, OAKLAND by 4 1st-06:48  
 CMU led for 31:26. OAKLAND led for 05:36. Game was tied for 02:41.

Score tied - 6 times.  
 Lead changed - 8 times.

## GAME 7

Rochester, Mich. • Blacktop at the O'rena • Dec. 3, 2017  
 Central Michigan 103, Oakland 85

- Three Chippewas scored 20-plus points and all five starters scored in double figures as CMU posted a 103-85 nonconference victory over Oakland at the Grizzlies' O'rena.
- It was CMU's sixth consecutive win and its fourth straight against Oakland.
- Tinara Moore led CMU with 28 points and 11 rebounds as the Chippewas posted a season high in points. Presley Hudson and Micaela Kelly added 27 and 20 points respectively, for the Chippewas, while Reyna Frost finished with 14 points and 10 boards, and Cassie Breen added 11 points.
- It was the fourth double-double of the year for both Moore and Frost, a career best for Kelly, a freshman, and Hudson tied her season high in scoring output. Hudson also had a season-high seven assists and Kelly made four steals, also a season high.
- The Chippewas secured a 54-42 halftime lead when Hudson beat the buzzer with a 3-pointer. The Grizzlies, however, came back in the third quarter, during which they outscored the Chippewas, 29-22, and Oakland eventually tied the game, 76-76, on a Taylor Gleason jumper with 7:37 to play.
- Kelly hit a bucket 16 seconds later to give CMU the lead and ignite a 19-4 spurt that swung the game in the Chippewas' favor for good. CMU outscored the Grizzlies, 27-14, in the fourth quarter.
- It marked the 20th time CMU hit 100 points in program history. They hit the century mark four times last season.
- Cierra Bond led Oakland with 18 points while Taylor Jones and Gleason added 14 apiece.
- Central Michigan finished a season-best 58.1 percent (36-of-62) from field goal range and made 9-of-21 attempts (42.9 percent) from beyond the arc. The Chippewas, who entered the game ranked second in the nation in free throw shooting percentage, made 22 of their 24 attempts (91.7 percent) from the charity stripe.

Official Basketball Box Score -- Game Totals -- Final Statistics  
**Central Michigan vs SIUE**  
 12/07/17 7 pm at Edwardsville, Ill./Vadalabene Center

## Central Michigan 94 • 7-1

#	Player	Total			3-Ptr			Rebounds			PF	TP	A	TO	Blk	Stl	Min
		FG	FGA	FT	FTA	Off	Def	Tot									
01	KELLY, Micaela	*	4-6	1-1	4-5	3	3	6	4	13	6	2	0	0	26		
02	MOORE, Tinara	*	4-7	0-0	4-6	2	1	3	4	12	1	1	1	1	18		
03	HUDSON, Presley	*	3-7	2-6	1-2	0	5	5	0	9	5	3	0	0	33		
10	BREEN, Cassie	*	7-11	4-7	2-2	0	3	3	1	20	1	3	0	0	31		
13	FROST, Reyna	*	6-15	1-1	3-4	4	14	18	1	16	4	2	1	4	36		
04	WATTERS, Maddy	*	1-5	0-4	2-3	1	2	3	1	4	3	1	0	2	26		
05	SWARY, Aleah	*	2-4	1-2	0-0	1	0	1	0	5	1	2	0	0	8		
11	KARASINSKI, Sophia	*	0-1	0-1	0-0	0	0	0	0	0	0	0	0	0	3		
21	ROBINSON, Jaeda	*	0-0	0-0	0-0	0	0	0	0	0	0	0	0	0	1		
33	BIRD, Gabrielle	*	0-0	0-0	0-0	0	0	0	0	0	0	0	0	0	3		
42	KELLY, MacKenna	*	1-1	1-1	0-0	0	0	0	0	3	0	0	0	0	1		
50	BUSSELL, Kyra	*	5-6	0-1	2-2	1	3	4	3	12	0	1	2	2	14		
Team			2	4	6												
Totals			33-63	10-24	18-24	14	35	49	14	94	21	15	4	10	200		

1st - FG %:	9-14	64.3%	2nd - FG %:	6-10	60.0%	3rd - FG %:	6-18	33.3%	4th - FG %:	12-21	57.1%	Game - FG %:	33-63	52.4%	Deadball	
3FG %:	3-5	60.0%	2-4	50.0%	1-6	16.7%	4-9	44.4%	10-24	41.7%	10-24	41.7%	18-24	75.0%	Rebounds	
FT %:	6-7	85.7%	3-4	75.0%	8-12	66.7%	1-1	100.0%	18-24	75.0%	18-24	75.0%	18-24	75.0%	3,1	

## SIUE 56 • 3-4

#	Player	Total			3-Ptr			Rebounds			PF	TP	A	TO	Blk	Stl	Min
		FG	FGA	FT	FTA	Off	Def	Tot									
02	BELL, Nakiah	*	1-6	0-4	0-1	1	2	3	0	2	1	1	0	0	21		
05	ALSTON, Jay'Nee	*	1-4	1-3	0-0	0	0	0	0	3	2	1	0	1	35		
12	WHITE, Lauren	*	5-11	0-1	4-8	2	2	4	4	14	4	1	1	0	24		
31	BECK, Donshel	*	5-15	0-0	3-5	3	1	4	4	13	2	3	0	2	22		
34	BAUMAN, Sydney	*	2-3	0-0	0-0	1	3	4	5	4	1	1	0	0	12		
01	KING, Christen	*	0-2	0-0	0-0	1	2	3	2	0	0	0	0	0	9		
10	BERZINA, Elina	*	1-5	0-0	0-0	1	1	2	0	2	0	1	0	0	12		
15	CHURCHILL, Cloe	*	2-7	0-3	2-2	1	4	5	0	6	0	1	0	1	20		
22	WILDER, Amri	*	0-1	0-0	0-0	0	0	0	0	0	0	1	0	0	10		
23	TROECKLER, Allie	*	0-0	0-0	0-0	1	1	2	1	0	0	2	0	0	9		
24	BOONE, Lyric	*	1-1	0-0	0-0	0	0	0	0	1	2	0	0	0	2		
25	WHITLOCK, Zaria	*	0-0	0-0	0-0	0	1	1	0	0	0	1	0	0	2		
44	ADAMS, Gwen	*	4-10	1-1	1-1	0	1	1	3	10	1	3	0	0	22		
Team			1	1	2												
Totals			22-65	2-12	10-17	12	19	31	20	56	11	16	1	4	200		

1st - FG %:	6-15	40.0%	2nd - FG %:	4-15	26.7%	3rd - FG %:	7-18	38.9%	4th - FG %:	5-17	29.4%	Game - FG %:	22-65	33.8%	Deadball	
3FG %:	1-3	33.3%	0-4	0.0%	0-4	0.0%	1-1	100.0%	10-24	41.7%	10-24	41.7%	18-24	75.0%	Rebounds	
FT %:	1-2	50.0%	3-4	75.0%	4-9	44.4%	2-2	100.0%	10-17	58.8%	10-17	58.8%	10-17	58.8%	2	

Officials: Missy Brooks, Shane Bennett, Jonathan Patterson  
 Technical fouls: Central Michigan-None. SIUE-None.  
 Attendance: 647

Score by periods	1st	2nd	3rd	4th
------------------	-----	-----	-----	-----





## GAME RECAPS

**Official Basketball Box Score -- Game Totals -- Final Statistics  
Quinnipiac vs Central Michigan  
12/21/17 7 p.m. at Mount Pleasant, Mich. (McGuirk Arena)**

**Quinnipiac 84 • 6-5**

##	Player	Total			3-Ptr			Rebounds			PF	TP	A	TO	Blk	Stl	Min
		FG-FGA	FG-FGA	FT-FTA	FG-FGA	FG-FGA	FT-FTA	Off	Def	Tot							
02	Herd, Taylor	* 3-5	2-4	0-0	0	2	2	3	8	2	1	0	1	16			
04	Strautmene, Paula	* 5-10	0-2	0-0	1	2	3	4	10	4	2	0	0	26			
05	Fabbri, Carly	* 9-15	2-6	0-0	0	1	1	0	20	6	1	0	4	34			
21	Fay, Jen	* 2-8	2-5	4-4	1	2	3	2	10	4	0	0	0	36			
25	McClure, Aryn	* 9-15	0-0	0-0	1	8	9	2	18	2	0	0	3	34			
10	Ward, Jaden	1-3	0-0	0-0	0	2	2	1	2	0	1	1	0	12			
11	Thornton, Edel	6-10	4-7	0-0	0	2	2	0	16	2	0	0	0	27			
20	Warfel, Paige	0-4	0-0	0-0	4	1	5	4	0	3	1	1	1	19			
33	Bacchini, Chiara	0-1	0-1	0-0	0	0	0	0	0	0	0	0	0	2			
	Team				2	4	6			1							
	<b>Totals</b>	<b>35-71</b>	<b>10-25</b>	<b>4-4</b>	<b>9</b>	<b>24</b>	<b>33</b>	<b>16</b>	<b>84</b>	<b>23</b>	<b>7</b>	<b>2</b>	<b>9</b>	<b>200</b>			

1st - FG %:	6-18	33.3%	2nd: 9-18	50.0%	3rd: 11-21	52.4%	4th: 9-14	64.3%	Game: 35-71	49.3%	Deadball
3FG %:	2-8	25.0%	3-7	42.9%	4-8	50.0%	1-2	50.0%	10-25	40.0%	Rebounds
FT %:	2-2	100.0%	2-2	100.0%	0-0	0.0%	0-0	0.0%	4-4	100.0%	0

**Central Michigan 70 • 8-3**

##	Player	Total			3-Ptr			Rebounds			PF	TP	A	TO	Blk	Stl	Min
		FG-FGA	FG-FGA	FT-FTA	FG-FGA	FG-FGA	FT-FTA	Off	Def	Tot							
01	KELLY, Micaela	* 4-7	0-2	0-0	0	5	5	0	8	2	3	0	1	29			
02	MOORE, Tinara	* 9-12	1-2	4-8	4	4	8	1	23	2	2	1	1	36			
03	HUDSON, Presley	* 3-14	3-12	0-0	0	7	7	3	9	7	7	0	0	31			
10	BREEN, Cassie	* 3-11	3-8	0-0	1	3	4	1	9	1	1	0	0	30			
13	FROST, Reyna	* 5-9	2-4	2-3	3	5	8	1	14	4	2	0	0	37			
04	WATTERS, Maddy	1-1	0-0	0-0	0	1	1	1	2	0	1	0	0	16			
05	SWARY, Aleah	1-2	0-1	0-0	0	0	0	0	2	0	0	0	0	15			
50	BUSSELL, Kyra	1-2	0-0	1-2	1	1	2	1	3	2	0	0	1	6			
	Team				0	1	1										
	<b>Totals</b>	<b>27-58</b>	<b>9-29</b>	<b>7-13</b>	<b>9</b>	<b>27</b>	<b>36</b>	<b>8</b>	<b>70</b>	<b>18</b>	<b>16</b>	<b>1</b>	<b>3</b>	<b>200</b>			

1st - FG %:	9-15	60.0%	2nd: 6-13	46.2%	3rd: 7-14	50.0%	4th: 5-16	31.3%	Game: 27-58	46.6%	Deadball
3FG %:	2-5	40.0%	1-6	16.7%	3-8	37.5%	3-10	30.0%	9-29	31.0%	Rebounds
FT %:	1-4	25.0%	2-4	50.0%	1-1	100.0%	3-4	75.0%	7-13	53.8%	4

Officials: Tom Hallead, Brad Duistermars, Lindsey VanDyken  
 Technical fouls: Quinnipiac-None. Central Michigan-None.  
 Attendance: 1645

Score by periods	1st	2nd	3rd	4th	Total
Quinnipiac	16	23	26	19	<b>84</b>
Central Michigan	21	15	18	16	<b>70</b>

Points	In	Off	2nd	Fast	Bench
QUI	34	20	12	18	18
CMU	30	13	11	2	7

Last FG - QUI 4th-00:00. CMU 4th-00:00.  
 Largest lead - QUI by 19 4th-04:25. CMU by 11 1st-03:27.  
 QUI led for 27:02. CMU led for 08:37. Game was tied for 04:21.

Score tied - 6 times.  
 Lead changed - 4 times.

### GAME 11

**Mount Pleasant, Mich. • McGuirk Arena • Dec. 21, 2017  
 Quinnipiac 84, Central Michigan 70**

- Tinara Moore scored 23 points to lead the Central Michigan as it fell short to Quinnipiac in McGuirk Arena on Dec. 21, 84-70.
- It was the Chippewas' final nonconference game of the season. CMU fell to 8-3 overall.
- In a night where the Chippewas lacked offensively, the free throw line was not in their favor. Despite entering the game ranked second nationally in free throw percentage, CMU struggled to sink them at the charity stripe, finishing 7-of-13 (53.8 percent).
- Reyna Frost added 14 points and shared the team-high with Moore for rebounds with eight apiece. The two forwards combined to drain three of Central Michigan's nine 3-pointers. The Chippewas finished 31 percent from beyond the arc.
- Carly Fabbri led Quinnipiac with 20 points while Aryn McClure grabbed a team-high nine rebounds.
- Presley Hudson had seven assists and added nine points.

**Official Basketball Box Score -- Game Totals -- Final Statistics  
Central Michigan vs Ball State  
12/30/17 2 p.m. at Muncie, Ind. (Worthen Arena)**

**Central Michigan 69 • 9-3, 1-0 MAC**

##	Player	Total			3-Ptr			Rebounds			PF	TP	A	TO	Blk	Stl	Min
		FG-FGA	FG-FGA	FT-FTA	FG-FGA	FG-FGA	FT-FTA	Off	Def	Tot							
02	MOORE, Tinara	f 5-14	0-2	3-4	4	10	14	4	13	0	4	5	1	33			
13	FROST, Reyna	f 9-12	0-2	5-6	7	12	19	2	23	2	4	0	0	40			
01	KELLY, Micaela	g 1-5	1-4	4-4	1	1	2	2	7	4	2	0	0	18			
03	HUDSON, Presley	g 3-11	2-6	5-5	0	4	4	4	13	5	4	0	0	36			
10	BREEN, Cassie	g 3-10	3-10	0-0	0	3	3	3	9	2	4	1	2	36			
04	WATTERS, Maddy	0-1	0-1	0-0	0	1	1	0	0	0	2	0	0	11			
05	SWARY, Aleah	2-7	0-5	0-0	0	5	5	0	4	0	3	0	0	19			
50	BUSSELL, Kyra	0-1	0-0	0-0	1	1	2	2	0	0	2	1	0	7			
	Team				2	3	5			1							
	<b>Totals</b>	<b>23-61</b>	<b>6-30</b>	<b>17-19</b>	<b>15</b>	<b>40</b>	<b>55</b>	<b>17</b>	<b>69</b>	<b>13</b>	<b>26</b>	<b>7</b>	<b>3</b>	<b>200</b>			

1st - FG %:	6-15	40.0%	2nd: 6-16	37.5%	3rd: 5-16	31.3%	4th: 6-14	42.9%	Game: 23-61	37.7%	Deadball
3FG %:	3-8	37.5%	1-10	10.0%	1-6	16.7%	1-6	16.7%	6-30	20.0%	Rebounds
FT %:	2-2	100.0%	1-2	50.0%	7-8	87.5%	7-7	100.0%	17-19	89.5%	1

**Ball State 65 • 11-1, 0-1 MAC**

##	Player	Total			3-Ptr			Rebounds			PF	TP	A	TO	Blk	Stl	Min
		FG-FGA	FG-FGA	FT-FTA	FG-FGA	FG-FGA	FT-FTA	Off	Def	Tot							
22	WASHINGTON, Destiny	f 4-6	0-1	0-2	3	4	7	4	8	1	0	2	1	20			
33	MONACO, Moriah	f 7-23	1-12	2-2	1	1	2	2	17	0	1	0	1	38			
03	GRANDE, Carmen	g 3-19	0-6	1-4	0	4	4	2	7	6	2	0	1	37			
20	FRAZIER, Frannie	g 4-10	1-3	2-3	8	2	10	2	11	2	5	0	3	30			
24	SAMZ, Jasmin	g 3-11	1-6	1-4	0	5	5	4	8	6	2	0	0	36			
05	HOWARD-BASS, Maliah	2-6	2-4	0-0	1	4	5	0	6	0	0	0	0	16			
32	BROWN, Oshlynn	3-6	0-0	0-1	4	3	7	2	6	0	2	0	1	17			
34	WALKER, Aliyah	0-0	0-0	2-2	1	0	1	0	2	0	0	0	0	6			
	Team				2	1	3			1							
	<b>Totals</b>	<b>26-81</b>	<b>5-32</b>	<b>8-18</b>	<b>20</b>	<b>24</b>	<b>44</b>	<b>16</b>	<b>65</b>	<b>15</b>	<b>13</b>	<b>2</b>	<b>9</b>	<b>200</b>			

1st - FG %:	4-22	18.2%	2nd: 4-17	23.5%	3rd: 5-18	27.8%	4th: 13-24	54.2%	Game: 26-81	32.1%	Deadball
3FG %:	0-9	0.0%	2-8	25.0%	2-9	22.2%	1-6	16.7%	5-32	15.6%	Rebounds
FT %:	1-4	25.0%	5-7	71.4%	1-4	25.0%	1-3	33.3%	8-18	44.4%	5

Officials: Angie Elnud, Roy Gulbeyan, Mark Berger  
 Technical fouls: Central Michigan-None. Ball State-None.  
 Attendance: 1513

Score by periods	1st	2nd	3rd	4th	Total
Central Michigan	17	14	18	20	<b>69</b>
Ball State	9	15	13	28	<b>65</b>

Points	In	Off	2nd	Fast	Bench
CMU	28	4	9	4	4
BALLST	38	18	12	21	14

Last FG - CMU 4th-01:15. BALLST 4th-00:08.  
 Largest lead - CMU by 14 3rd-01:59. BALLST by 4 1st-06:38.  
 CMU led for 33:34. BALLST led for 02:12. Game was tied for 03:46.

Score tied - 6 times.  
 Lead changed - 3 times.

### GAME 12

**Muncie, ind. • Worthen Arena • Dec. 30, 2017  
 Central Michigan 69, Ball State 65**

- Central Michigan opened its Mid-American Conference season on the road against Ball State on Dec. 30, and it went as good as they had hoped in Worthen Arena.
- Not only did the Chippewas defeat the Cardinals, 69-65, to snag the first conference win, but CMU also handed BSU its first loss of the season. Central Michigan, which snapped a two-game losing streak, improved to 9-3. The Cardinals (11-1) entered the game ranked fifth in the CollegeInsider.com Mid-Major Top 25. The Chippewas are ranked 13th in the poll.
- Junior forward Reyna Frost tied her season-high with 23 points and set a season-high in rebounds with 19, marking her sixth double-double of the season, to lead the Chippewas. She went 5-of-6 from the free throw line.
- The two teams squared off and it was a battle, as expected, from the opening tip. Ball State collected 18 points off of Central Michigan's 26 turnovers, but the Chippewas were able to grab 55 rebounds to the Cardinals' 44, and CMU made 17 of its 19 free throw attempts, including 14-of-15 in the second half.
- It came down to trading baskets in the final quarter.
- Central Michigan held the lead for the majority of the game and had a 49-37 advantage going into the final quarter.
- Ball State used a 14-2 surge to tie it at 51-51 with just over five minutes remaining. It was the first of five times the game would be tied in the final quarter. Frost broke the final deadlock with a jumper from the free throw line with 1:15 remaining, putting the Chippewas up 65-63.
- The started a 6-0 run during which Micaela Kelly and Presley Hudson combined to go 4-for-4 from the free throw line. That extended the lead to 69-63 with under 10 ticks remaining.
- Hudson and Tinara Moore had 13 points apiece for the Chippewas Moore also had 14 rebounds and a season-high five blocks. It was her fifth double-double of the season. Hudson dished a team-high five assists.
- Moriah Monaco led Ball State in points with 17 while Frannie Frazier added 10 rebounds.
- Central Michigan finished 37.7 percent from the field and 20 percent from beyond the arc.

## GAME RECAPS

**Official Basketball Box Score -- Game Totals -- Final Statistics**  
**Ohio vs Central Michigan**  
**1/3/18 7 p.m. at Mount Pleasant, Mich. (McGuirk Arena)**

**Ohio 58 • 7-6, 1-1**

##	Player	Total			3-Ptr			Rebounds			PF	TP	A	TO	Blk	Stl	Min
		FG	FGA	FT	FTA	Off	Def	Tot									
00	AGLER, Taylor	* 3-9	1-3	0-0	2	1	3	2	7	3	2	0	0	0	1	23	
02	BARKER, Katie	* 2-5	2-5	0-0	0	1	1	0	6	0	0	0	0	0	0	26	
03	BURKE, AMANI	* 4-12	1-5	4-6	2	0	2	0	13	1	2	0	0	0	31		
10	DOSECK, Dominique	* 0-3	0-3	1-2	0	2	2	0	1	1	0	0	0	1	21		
04	JESSING, Kendall	* 0-3	0-1	2-2	1	5	6	4	2	1	0	0	0	0	18		
51	HOOKS, Cierra	6-14	0-0	4-7	4	2	6	5	16	0	1	0	1	1	27		
05	STOVER, Alexis	2-4	0-1	0-2	0	1	1	1	4	0	1	1	1	1	17		
13	BOWER, Olivia	0-2	0-1	0-0	0	1	1	0	0	0	1	1	0	0	14		
41	BURRIS, Gabby	4-9	1-2	0-0	1	2	3	3	9	0	2	1	0	23			
<b>Team</b>					1	2	3										
<b>Totals</b>		<b>21-61</b>	<b>5-21</b>	<b>11-19</b>	<b>11</b>	<b>17</b>	<b>28</b>	<b>15</b>	<b>58</b>	<b>6</b>	<b>12</b>	<b>3</b>	<b>4</b>	<b>200</b>			

1st - FG %:	7-19	36.8%	2nd: 5-14	35.7%	3rd: 5-15	33.3%	4th: 4-13	30.8%	Game: 21-61	34.4%	Deadball
3FG %:	2-7	28.6%	1-3	33.3%	1-6	16.7%	1-5	20.0%	5-21	23.8%	Rebounds
FT %:	0-1	0.0%	4-6	66.7%	1-2	50.0%	6-10	60.0%	11-19	57.9%	Rebounds

**Central Michigan 82 • 10-3, 2-0**

##	Player	Total			3-Ptr			Rebounds			PF	TP	A	TO	Blk	Stl	Min
		FG	FGA	FT	FTA	Off	Def	Tot									
01	KELLY, Micaela	* 4-8	0-1	1-2	1	0	1	2	9	5	2	0	2	34			
02	MOORE, Tinara	* 5-7	1-1	11-11	4	12	16	2	22	2	3	3	0	33			
03	HUDSON, Presley	* 8-14	4-6	0-0	0	4	4	3	20	4	3	0	1	36			
10	BREEN, Cassie	* 5-13	1-5	2-2	1	1	2	2	13	0	2	0	0	33			
13	FROST, Reyna	* 5-10	0-0	0-0	7	8	15	1	10	3	2	1	1	33			
04	WATTERS, Maddy	1-1	1-1	0-0	0	1	1	3	3	1	1	0	0	7			
05	SWARY, Aleah	0-2	0-2	0-0	0	0	0	0	0	0	0	0	0	5			
11	KARASINSKI, Sophia	0-1	0-1	0-0	0	0	0	0	0	0	0	0	0	2			
21	ROBINSON, Jaeda	0-0	0-0	0-0	0	0	0	0	0	0	0	0	0	1			
33	BIRD, Gabrielle	1-2	1-2	0-0	0	0	0	2	3	1	0	0	0	6			
50	BUSSELL, Kyra	1-3	0-0	0-0	0	2	2	2	2	0	2	2	0	10			
<b>Team</b>					2	4	6										
<b>Totals</b>		<b>30-61</b>	<b>8-19</b>	<b>14-15</b>	<b>15</b>	<b>32</b>	<b>47</b>	<b>17</b>	<b>82</b>	<b>16</b>	<b>15</b>	<b>6</b>	<b>4</b>	<b>200</b>			

1st - FG %:	9-15	60.0%	2nd: 12-19	63.2%	3rd: 2-10	20.0%	4th: 7-17	41.2%	Game: 30-61	49.2%	Deadball
3FG %:	1-6	16.7%	5-5	100.0%	0-1	0.0%	2-7	28.6%	8-19	42.1%	Rebounds
FT %:	4-5	80.0%	2-2	100.0%	6-6	100.0%	2-2	100.0%	14-15	93.3%	Rebounds

Officials: Bob Enterline, Tom Hallead, Jenna Schroeder  
 Technical fouls: Ohio-None. Central Michigan-None.  
 Attendance: 1539  
 Ohio #1 Hooks fouled out (00:54) 4th Q

Score by periods	1st	2nd	3rd	4th	Total
Ohio	16	15	12	15	58
Central Michigan	23	31	10	18	82

Last FG - OHIO 4th-01:53, CMU 4th-02:47.  
 Largest lead - OHIO by 2 1st-09:03, CMU by 30 4th-07:30.  
 OHIO led for 00:16. CMU led for 36:58. Game was tied for 02:18.

### GAME 13

**Mount Pleasant, Mich. • McGuirk Arena • Jan. 3, 2018**  
 Central Michigan 82, Ohio 58

- New year, same Chippewas. Central Michigan picked up its second Mid-American Conference win, 82-58, against Ohio on Jan. 3 in McGuirk Arena. It was CMU's first home league game of the season. The Chippewas improved to 10-3, 2-0 MAC.
- Central Michigan had four starters score in double figures against the Bobcats (7-6, 1-1). Tinara Moore (22 points) and Presley Hudson (20) combined for 42 points, while Cassie Breen and Reyna Frost scored 13 and 10 respectively.
- CMU dominated the glass, 47-28, as Moore had 16 rebounds and Frost added 15. It was the seventh double-double of the season for Frost and the sixth for Moore.
- Central Michigan, which is ranked ninth in the Collegelinsider.com Mid-Major Top 25 poll, finished 30-of-61 (49.2 percent) from the field including 8-of-19 from 3-point range. The Chippewas also made 14 of their 15 free throw attempts (93.3 percent).
- It was a big game for Moore, who went 5-for-7 from the floor and made all 11 of her charity tosses. The senior forward also tallied three blocks, giving her 163 in her career and moving her to second place in program history. She surpassed Ann Skufca (2003-07) who had 160.
- Central Michigan got going against Ohio in the second quarter and continued to dominate. A jumper by Hudson just before the 2-minute mark of the first half sparked an 11-0 run that gave the Chippewas a 23-point halftime lead, 54-31. CMU led by as many as 30 points in the fourth quarter.
- CMU finished with 15 offensive rebounds. Moore and Frost combined for 11 of them. The Chippewas scored 24 second-chance points, while Ohio finished with nine.
- Cierra Hooks scored 16 points for Ohio, while Amani Burke added 13.



**Official Basketball Box Score -- Game Totals -- Final Statistics**  
**Central Michigan vs Miami**  
**1/6/18 1:00 PM ET at Millett Hall, Oxford, Ohio**



**Central Michigan 84 • 11-3, 3-0 MAC**

##	Player	Total			3-Ptr			Rebounds			PF	TP	A	TO	Blk	Stl	Min
		FG	FGA	FT	FTA	Off	Def	Tot									
02	MOORE, Tinara	f 9-18	2-2	4-6	2	7	9	0	24	2	2	0	0	34			
13	FROST, Reyna	f 8-11	0-0	5-5	7	6	13	2	21	3	0	3	3	33			
01	KELLY, Micaela	g 3-7	0-0	0-1	1	4	5	3	6	2	2	0	1	26			
03	HUDSON, Presley	g 6-12	4-9	2-4	1	2	3	2	18	8	6	0	4	38			
10	BREEN, Cassie	g 1-7	0-4	2-2	0	1	1	1	4	1	1	0	1	33			
04	WATTERS, Maddy	0-1	0-1	0-0	0	0	0	2	0	0	3	0	0	8			
05	SWARY, Aleah	1-1	1-1	0-0	0	0	0	0	3	0	1	0	0	4			
33	BIRD, Gabrielle	0-0	0-0	0-0	0	1	1	0	0	0	0	0	1	10			
50	BUSSELL, Kyra	4-7	0-0	0-0	3	4	7	3	8	2	1	1	1	14			
<b>Team</b>					1	2	3										
<b>Totals</b>		<b>32-64</b>	<b>7-17</b>	<b>13-18</b>	<b>15</b>	<b>27</b>	<b>42</b>	<b>13</b>	<b>84</b>	<b>16</b>	<b>18</b>	<b>4</b>	<b>11</b>	<b>200</b>			

1st - FG %:	10-20	50.0%	2nd: 7-12	58.3%	3rd: 9-16	56.3%	4th: 6-16	37.5%	Game: 32-64	50.0%	Deadball
3FG %:	3-5	60.0%	2-4	50.0%	1-5	20.0%	1-3	33.3%	7-17	41.2%	Rebounds
FT %:	4-5	80.0%	3-4	75.0%	2-3	66.7%	5-6	83.3%	13-18	72.2%	Rebounds

**Miami 66 • 9-5, 1-2 MAC**

##	Player	Total			3-Ptr			Rebounds			PF	TP	A	TO	Blk	Stl	Min
		FG	FGA	FT	FTA	Off	Def	Tot									
25	McDONAGH, Molly	f 1-2	0-0	0-0	1	3	4	2	2	0	2	0	1	18			
04	GALLOWAY, Megan	f 0-1	0-0	0-0	0	0	0	3	0	1	1	0	0	6			
13	DICKERSON, Lauren	g 4-14	1-6	4-6	1	4	5	2	13	8	4	0	2	36			
15	BROWN, Kayla	g 3-10	0-2	4-4	2	2	4	1	10	1	2	0	3	30			
21	PURVIS, Leah	g 1-6	1-3	0-0	0	1	1	1	3	1	2	0	0	33			
04	HUNTER, Nanci	0-0	0-0	0-0	0	0	0	0	0	0	0	0	0	2			
10	LEVERING, Kristen	0-1	0-1	0-0	0	1	1	2	0	0	0	0	0	4			
23	SCHMITZ, Kenzie	0-0	0-0	0-0	0	0	0	0	0	0	0	0	0	6			
24	REID, Baleigh	3-6	0-0	4-4	4	3	7	2	10	0	2	0	2	25			
32	KLUESNER, Savannah	5-7	0-0	0-0	1	2	3	1	10	0	1	2	1	17			
40	McCOY, Kendall	8-14	2-6	0-0	1	3	4	1	18	0	3	1	2	23			
<b>Team</b>					1	0	1										
<b>Totals</b>		<b>25-61</b>	<b>4-18</b>	<b>12-14</b>	<b>11</b>	<b>19</b>	<b>30</b>	<b>15</b>	<b>66</b>	<b>11</b>	<b>17</b>	<b>2</b>	<b>12</b>	<b>200</b>			

1st - FG %:	7-16	43.8%	2nd: 8-17	47.1%	3rd: 6-16	37.5%	4th: 4-12	33.3%	Game: 25-61	41.0%	Deadball
3FG %:	1-3	33.3%	0-3	0.0%	2-7	28.6%	1-5	20.0%	4-18	22.2%	Rebounds
FT %:	4-5	80.0%	5-6	83.3%	2-2	100.0%	5-6	83.3%	12-14	85.7%	Rebounds

Officials: Michael McConnell, Jamie Broderick, Brad Maxey  
 Technical fouls: Central Michigan-None. Miami-None.  
 Attendance: 1003

Score by periods	1st	2nd	3rd	4th	Total
Central Michigan	27	19	21	17	84
Miami	15	21	16	14	66

Last FG - CMU 4th-02:45, MIAMI 4th-00:58.  
 Largest lead - CMU by 24 4th-02:45, MIAMI by 1 1st-06:02.  
 CMU led for 38:45. MIAMI led for 00:27. Game was tied for 00:40.

Points	In	Off	2nd	Fast	Bench
CMU	46	18	24	4	11
MIAMI	32	20	6	6	38

Score tied - 1 time.  
 Lead changed - 2 times.

### GAME 14

**Oxford, Ohio • Millett Hall • Jan. 6, 2018**  
 Central Michigan 84, Miami 66

- Tinara Moore scored 24 points on Jan. 6 as Central Michigan posted an 84-66 Mid-American Conference victory over Miami (Ohio) at the RedHawks' Millett Hall.
- CMU remains unbeaten in the league as it improved to 11-3, 3-0 MAC. Miami is 9-5, 1-2. The Chippewas are the lone unbeaten team in MAC play.
- Reyna Frost recorded her eighth double-double of the season with 21 points and 13 rebounds for CMU. The junior forward was two points shy of her season-high and it was her third straight double-double. She also made all five free throw attempts, and seven of her rebounds came on the offensive end.
- Multiple other Chippewas filled the stats sheet on Saturday. Presley Hudson scored 18 points, dished out a season-high eight assists, and made four steals; freshman Kyra Bussell recorded eight points while also grabbing seven rebounds, tying her career-high.
- The Chippewas made 50 percent (32 of 64) of their field goal attempts including a 7-for-17 clip from 3-point range (41.2 percent). They outrebounded the RedHawks, 42-30.
- A Hudson 3-pointer with 5:35 to play in the first quarter put the Chippewas up for good, 13-11. Hudson's triple ignited a 17-4 run, after which CMU led by 12, 27-15, as the first quarter ended.
- CMU stretched its lead to as many as 24 points and Miami never got closer than nine the rest of the way.
- Kendall McCoy had a team-high 18 points for the RedHawks.

GAME RECAPS



Official Basketball Box Score -- Game Totals -- Final Statistics  
**Bowling Green vs Central Michigan**  
 1/10/18 7 p.m. at Mount Pleasant, Mich. (McGuirk Arena)



**Bowling Green 54 • 8-7, 0-4 MAC**

#	Player	Total			3-Ptr			Rebounds			PF	TP	A	TO	Blk	Stl	Min
		FG-FGA	FT-FTA	Reb Tot	FG-FGA	FT-FTA	Off Def Tot										
03	CECIL, Andrea	* 2-7	1-3	2-3	1	2	3	0	7	0	0	1	0	0	0	23	
13	LAMBERT, Sydney	* 0-4	0-2	0-0	0	0	0	1	0	3	1	0	1	0	1	22	
14	SANTORO, Carly	* 2-6	0-1	3-5	0	6	6	1	7	1	2	0	1	0	1	22	
33	PUK, Haley	* 1-7	1-2	4-4	1	1	2	2	7	1	1	0	1	1	17		
40	GLOWNIAK, Clare	* 3-5	0-0	0-0	0	0	0	3	6	0	1	0	0	0	8		
01	WILLIAMS, Kennedy	* 2-5	1-4	0-0	0	1	1	0	5	0	2	0	0	0	20		
04	PARKER, Madisen	* 1-3	1-2	0-0	0	1	1	0	3	0	1	0	0	0	12		
11	MYERS, Rachel	* 1-2	0-0	1-1	0	1	1	0	3	0	0	0	0	0	15		
23	THOMPSON, Catterion	* 0-4	0-2	0-0	1	1	2	1	0	0	0	0	0	0	10		
24	UECKER, Jane	* 1-2	0-0	0-0	1	0	1	1	2	0	0	0	1	1	10		
25	BATTLE, Terri	* 0-3	0-0	0-0	0	1	1	3	0	0	1	0	0	0	8		
42	THOMPSON, Sierra	* 2-5	0-0	0-0	1	2	3	1	4	1	4	0	0	0	16		
44	COLE, Maddie	* 2-3	0-0	2-2	0	2	2	3	6	0	1	0	0	0	9		
55	PERRY, Angela	* 1-2	0-0	0-0	0	2	2	2	4	0	1	0	1	0	8		
Team					5	3	8										
Totals		19-60	4-16	12-15	10	23	33	18	54	6	15	2	4	200			
1st - FG %:		5-18	27.8%	2nd: 4-17	23.5%	3rd: 5-12	41.7%	4th: 5-13	38.5%	Game: 19-60	31.7%					Deadball	
3FG %:		1-4	25.0%	2-6	33.3%	0-3	0.0%	1-3	33.3%	4-16	25.0%					Rebounds	
FT %:		3-3	100.0%	3-4	75.0%	5-7	71.4%	1-1	100.0%	12-15	80.0%					2	

**Central Michigan 90 • 12-3, 4-0 MAC**

#	Player	Total			3-Ptr			Rebounds			PF	TP	A	TO	Blk	Stl	Min
		FG-FGA	FT-FTA	Reb Tot	FG-FGA	FT-FTA	Off Def Tot										
01	KELLY, Micaela	* 3-4	2-2	0-1	1	2	3	1	8	2	4	0	3	19			
02	MOORE, Tinara	* 5-9	0-2	4-4	2	5	7	2	14	0	2	5	0	18			
03	HUDSON, Presley	* 7-13	4-6	0-0	0	3	3	2	18	9	0	0	0	27			
10	BREEN, Cassie	* 2-6	2-5	0-0	0	2	2	1	6	0	1	0	0	25			
13	FROST, Reyna	* 9-15	1-1	6-6	3	6	9	0	25	2	0	2	4	33			
04	WATTERS, Maddy	* 2-6	1-3	0-0	1	3	4	2	5	4	1	0	0	24			
05	SWARY, Aleah	* 0-0	0-0	0-0	0	0	0	0	0	0	0	0	0	5			
11	KARASINSKI, Sophia	* 0-2	0-1	2-2	0	1	1	2	2	0	0	0	0	13			
20	YOST, Annie	* 0-0	0-0	0-0	0	1	1	0	0	0	0	0	0	1			
21	ROBINSON, Jaeda	* 1-3	0-1	0-0	0	0	0	0	2	1	1	0	1	9			
33	BIRD, Gabrielle	* 1-3	0-1	0-0	0	0	0	2	2	0	1	0	0	5			
42	KELLY, McKenna	* 0-0	0-0	0-0	0	0	0	0	0	0	0	0	0	3			
50	BUSSELL, Kyra	* 4-5	0-0	0-0	1	9	10	4	8	0	0	2	0	17			
55	GAMBLE, Averi	* 0-0	0-0	0-2	1	0	1	0	0	0	0	0	0	1			
Team					2	0	2										
Totals		34-66	10-22	12-15	11	32	43	16	90	20	10	9	8	200			
1st - FG %:		8-17	47.1%	2nd: 12-20	60.0%	3rd: 8-15	53.3%	4th: 6-14	42.9%	Game: 34-66	51.5%					Deadball	
3FG %:		5-8	62.5%	3-7	42.9%	2-4	50.0%	0-3	0.0%	10-22	45.5%					Rebounds	
FT %:		4-4	100.0%	1-1	100.0%	5-6	83.3%	2-4	50.0%	12-15	80.0%					1	

Officials: Michelle Del Duco, Jeff Cross, Brad Duistermars  
 Technical fouls: Bowling Green-None. Central Michigan-None.  
 Attendance: 1494

Score by periods	1st	2nd	3rd	4th	Total
Bowling Green	14	13	15	12	54
Central Michigan	25	28	23	14	90

Last FG - BGSU 4th-01:11, CMU 4th-02:57.  
 Largest lead - BGSU by 3 1st-08:48, CMU by 36 3rd-02:06.  
 BGSU led for 02:28. CMU led for 37:05. Game was tied for 00:27.

Score tied - 1 time.  
 Lead changed - 2 times.

GAME 15

Mount Pleasant, Mich. • McGuirk Arena • Jan. 10, 2018  
 Central Michigan 90, Bowling Green 54

- Certainly, game planning in basketball is important. Identifying an opponent's strengths and weaknesses and then attacking or stopping them is key.
- That said, good teams -- really good teams -- often face the challenge of simply being the best they can possibly be on any given night. On Jan. 10, Central Michigan came awful close to that lofty goal.
- Reyna Frost scored 25 points, grabbed nine rebounds and tied her career high with four steals, and Presley Hudson had 18 points and a season-high nine assists without committing a turnover as the Chippewas dominated Bowling Green, 90-54, before 1,494 in a Mid-American Conference game at McGuirk Arena.
- It was CMU's fourth consecutive victory as it improved to 12-3, 4-0 MAC.
- It marked the fifth time this season that the Chippewas have reached the 90-point plateau and the third consecutive MAC game in which they built a big lead and cruised home. CMU is ranked eighth nationally in the Colleg Insider.com Mid-Major Top 25.
- Hard to improve on the performance that the Chippewas put on against the Falcons (8-7, 0-4), who have lost five straight games.
- CMU built a 10-point lead, 20-10, on a Hudson 3-pointer with 2 minutes remaining in the first quarter. They led by 11, 25-14, after one, and then outscored the Falcons 28-13 in the second for a commanding 53-27 halftime lead. The game was effectively over at that point.
- CMU made 51.5 percent of its field goal attempts, finished with a 43-33 rebounding advantage, and forced 15 Bowling Green turnovers.
- Tinara Moore added 14 points and seven rebounds for CMU, and Krya Bussell came off the bench to finish with eight points and a career-high 10 rebounds in 17 minutes.
- Bussell, a 6-foot-1 freshman, is the first Chippewa forward off the bench, spelling the incredible one-two front court punch that is Frost and Moore. That duo is ranked first and third, respectively, in rebounding in the MAC and is the linchpin of the league's top rebounding team.
- Several of the Chippewa backups saw extended playing time as the big lead gave CMU coach Sue Guevara the luxury of clearing her bench beginning late in the third quarter.
- Andrea Cecil, Carly Santoro and Haley Puk scored seven points apiece to lead Bowling Green, which finished just 19-for-60 (31.7 percent) from the floor. It matched the lowest shooting percentage by a Division I Chippewa opponent this season.



Official Basketball Box Score -- Game Totals -- Final Statistics  
**Kent State vs Central Michigan**  
 1/13/18 1 p.m. at Mount Pleasant, Mich. (McGuirk Arena)



**Kent State 84 • 9-8, 2-3 MAC**

#	Player	Total			3-Ptr			Rebounds			PF	TP	A	TO	Blk	Stl	Min
		FG-FGA	FT-FTA	Reb Tot	FG-FGA	FT-FTA	Off Def Tot										
01	CROSS, Nadiyahah	* 1-4	0-1	0-0	0	2	2	1	2	3	1	0	1	38			
10	STEPHENS, McKenna	* 6-11	3-6	0-0	0	6	6	4	15	4	2	1	1	34			
23	POOLE, Ali	* 1-6	0-2	0-0	0	1	1	1	2	0	0	1	0	21			
24	GOLDEN, Alexa	* 2-5	2-3	0-0	3	4	7	2	6	2	6	1	3	31			
35	KORINEK, Jordan	* 11-16	0-1	6-6	3	4	7	5	28	3	5	0	0	32			
31	CARTER, Megan	* 11-18	3-4	2-4	1	1	2	2	27	3	3	0	2	30			
34	BESS, Zenobia	* 2-3	0-0	0-1	2	2	4	2	4	0	0	0	0	14			
Team					2	2	4										
Totals		34-63	8-17	8-11	11	22	33	17	84	15	18	3	7	200			
1st - FG %:		6-17	35.3%	2nd: 9-15	60.0%	3rd: 9-15	60.0%	4th: 10-16	62.5%	Game: 34-63	54.0%					Deadball	
3FG %:		0-4	0.0%	3-4	75.0%	2-4	50.0%	3-5	60.0%	8-17	47.1%					Rebounds	
FT %:		2-3	66.7%	0-0	0.0%	2-3	66.7%	4-5	80.0%	8-11	72.7%					0	

**Central Michigan 88 • 13-3, 5-0 MAC**

#	Player	Total			3-Ptr			Rebounds			PF	TP	A	TO	Blk	Stl	Min
		FG-FGA	FT-FTA	Reb Tot	FG-FGA	FT-FTA	Off Def Tot										
01	KELLY, Micaela	* 5-12	1-6	1-2	3	1	4	1	12	5	2	0	1	36			
02	MOORE, Tinara	* 9-14	1-3	2-2	4	10	14	3	21	1	3	3	2	36			
03	HUDSON, Presley	* 3-12	1-5	8-8	2	6	8	0	15	6	2	0	5	40			
10	BREEN, Cassie	* 8-18	7-12	3-3	0	1	1	4	26	2	0	0	1	39			
13	FROST, Reyna	* 4-7	0-2	3-4	5	3	8	3	11	2	3	4	3	31			
04	WATTERS, Maddy	* 0-1	0-0	0-0	0	0	0	0	0	0	1	0	0	9			
05	SWARY, Aleah	* 1-2	1-1	0-0	0	0	0	0	3	0	0	0	0	2			
50	BUSSELL, Kyra	* 0-3	0-0	0-0	0	0	0	0	2	0	1	0	0	7			
Team					1	0	1										
Totals		30-69	11-29	17-19	17	21	38	13	88	17	11	7	12	200			
1st - FG %:		9-21	42.9%	2nd: 7-19	36.8%	3rd: 7-14	50.0%	4th: 7-15	46.7%	Game: 30-69	43.5%					Deadball	
3FG %:		3-9	33.3%	5-9	55.6%	2-6	33.3%	1-5	20.0%	11-29	37.9%					Rebounds	
FT %:		2-2	100.0%	2-2	100.0%	7-7	100.0%	6-8	75.0%	17-19	89.5%					2	

Officials: Tom Hallead, Mark Berger, Lindsey VanDyken  
 Technical fouls: Kent State-None. Central Michigan-None.  
 Attendance: 1756  
 Kent St. #35 Korinek fouled out with 14.7 (4)  
 CMU Head Coach Sue Guevara recorded her 100th win in McGuirk Arena  
 CMU #2 Tinara Moore tied school career blocks record

Score by periods	1st	2nd	3rd	4th	Total
Kent State	14	21	22	27	84
Central Michigan	23	21	23	21	88

Points	In	Off	2nd	Fast	Bench
KENTST	Paint	T/O	Chance	Break	
CMU	38	22	8	11	31
	32	23	19	20	3

Last FG - KENTST 4th-00:00, CMU 4th-02:31.  
 Largest lead - KENTST by 2 1st-09:51, CMU by 17 4th-06:23.  
 KENTST led for 00:42. CMU led for 38:12. Game was tied for 01:06.

GAME 16

Mount Pleasant, Mich. • McGuirk Arena • Jan. 13, 2018  
 Central Michigan 88, Kent State 84

- When you have a starting five like the Central Michigan women's basketball team does, scoring in double figures and limiting your opponents becomes the norm.
- The Chippewas' Mid-American Conference contest against Kent State was no exception.
- CMU locked down its fifth consecutive win, topping the Golden Flashes, 88-84, on Jan. 13 at McGuirk Arena.
- It was CMU coach Sue Guevara's 100th career win at McGuirk Arena. The Chippewas are the lone unbeaten team in MAC play, and are ranked eighth in the Colleg Insider.com Mid-Major Top 25.
- Breen, a 5-foot-10 senior guard, went 7-of-12 from 3-point range, tying her season high for triples. She led alongside fellow senior Tinara Moore, who posted 21 points and a team-high 14 rebounds. It was Moore's seventh double-double of the season.
- Despite CMU leading by 15 in the final four-plus minutes of the game, Kent State proved it's not really over until the final buzzer. A steal and 3-pointer by McKenna Stephens sparked an 11-2 Kent state run, as it trimmed its deficit to four by the final buzzer.</



## GAME RECAPS

Official Basketball Box Score -- Game Totals -- Final Statistics  
**Central Michigan vs Northern Illinois**  
 01/17/18 6 p.m. at DeKalb, Ill. (NIU Convocation Center)

### Central Michigan 81 • 14-3 (6-0 MAC)

#	Player	Total			3-Ptr			Rebounds			PF	TP	A	T	Blk	Stl	Min
		FG-FGA	FG-FGA	FT-FTA	Off	Def	Tot	Off	Def	Tot							
02	MOORE, Tinara	f	8-14	0-1	2-2	4	5	9	2	18	1	1	2	0	0	38	
01	KELLY, Micaela	g	9-15	2-5	2-4	0	3	3	4	22	4	0	1	2	37		
03	HUDSON, Presley	g	5-12	2-5	2-2	1	4	5	3	14	3	5	0	2	24		
10	BREEN, Cassie	g	1-6	1-3	3-3	0	2	2	2	6	0	1	0	0	36		
13	FROST, Reyna	g	8-18	0-3	3-4	10	3	13	1	19	2	1	2	3	40-		
04	WATTERS, Maddy	g	0-2	0-0	0-0	0	0	0	1	0	1	1	0	0	16		
05	SWARY, Aleah	g	1-4	0-2	0-0	1	0	1	0	2	1	0	0	1	7		
50	BUSSELL, Kyra	g	0-0	0-0	0-0	0	0	0	2	0	0	0	0	0	2		
Team						0	4	4									
Totals			32-71	5-19	12-15	16	21	37	15	81	12	9	5	8	200		

1st - FG %: 7-20 35.0% 2nd: 9-19 47.4% 3rd: 11-20 55.0% 4th: 5-12 41.7% Game: 32-71 45.1% Deadball Rebounds 1  
 3FG %: 0-4 0.0% 0-4 0.0% 3-6 50.0% 2-5 40.0% 5-19 26.3%  
 FT %: 0-0 0.0% 2-3 66.7% 3-4 75.0% 7-8 87.5% 12-15 80.0%

### Northern Illinois 78 • 10-7 (2-4 MAC)

#	Player	Total			3-Ptr			Rebounds			PF	TP	A	T	Blk	Stl	Min
		FG-FGA	FG-FGA	FT-FTA	Off	Def	Tot	Off	Def	Tot							
25	SMITH, Kelly	f	8-12	0-0	5-6	1	2	3	3	21	0	2	0	0	31		
34	MAY, Ally	f	4-6	1-2	0-0	3	4	7	5	9	0	2	0	1	30		
04	WOODS, Courtney	g	10-23	4-8	1-1	0	10	10	1	25	4	3	1	3	38		
21	VOIGT, Mikayla	g	6-13	2-4	1-2	1	2	3	2	15	4	1	0	1	40-		
24	CASTRO, Paulina	g	1-4	0-1	0-0	0	1	1	0	2	4	3	1	0	33		
03	NIKITINAITE, Gabby	g	2-3	1-1	0-0	1	1	2	2	5	2	1	0	0	9		
32	WOOLLACOTT, Abby	g	0-1	0-0	1-2	2	1	3	4	1	0	0	0	1	19		
Team						3	4	7									
Totals			31-62	8-16	8-11	11	25	36	17	78	14	12	2	6	200		

1st - FG %: 9-16 56.3% 2nd: 7-14 50.0% 3rd: 6-12 50.0% 4th: 9-20 45.0% Game: 31-62 50.0% Deadball Rebounds 2  
 3FG %: 1-2 50.0% 4-6 66.7% 2-4 50.0% 1-4 25.0% 8-16 50.0%  
 FT %: 0-0 0.0% 0-0 0.0% 5-6 83.3% 3-5 60.0% 8-11 72.7%

Officials: Tom Daley, David Stewart, Erika Herriman-Camarota  
 Technical fouls: Central Michigan-None. Northern Illinois-None.  
 Attendance: 468

Score by periods	1st	2nd	3rd	4th	Total
Central Michigan	14	20	28	19	81
Northern Illinois	19	18	19	22	78

Points	In	Off	2nd	Fast	Bench
CMU	42	15	22	8	2
NIU	42	10	9	4	6

Last FG - CMU 4th-01:33, NIU 4th-00:06.  
 Largest lead - CMU by 8 3rd-00:37, NIU by 6 1st-06:42.  
 CMU led for 16:12. NIU led for 18:52. Game was tied for 04:56.

Score tied - 7 times.  
 Lead changed - 12 times.

## GAME 17

DeKalb, Ill. • Convocation Center • Jan. 17, 2018  
 Central Michigan 81, Northern Illinois 78

- Getting tough and finding a way to win. Traits of a championship team.
- Central Michigan is a long way from claiming any kind of hardware, yet one-third of the way through the Mid-American Conference schedule, the Chippewas are unbeaten.
- Redshirt freshman Micaela Kelly scored a career-high 22 points on Jan. 17 as the Chippewas wrestled away an 81-78 victory at Northern Illinois. CMU is 14-3, 6-0 MAC, and leads the West Division by two games.
- Reyna Frost finished with 19 points and 13 rebounds for her ninth double-double of the season for the Chippewas, Tinara Moore had 18 points and nine rebounds, and Presley Hudson overcome first-half foul trouble to finish with 14 points.
- Courtney Woods scored 25 points and Kelly Smith added 21 for the Huskies.
- Hudson, who sat for all but four minutes of the first half with two fouls, hit a 3-pointer with just under 4 minutes to play in the third quarter to put CMU in front for good, 48-47. The Chippewas led by as many as eight points late in the third, but NIU hung in, and cut its deficit to two, 78-76, with 20 seconds to play.
- A Frost free throw with 17 seconds left put CMU up, 79-76, and then Woods scored inside to cut the lead to one, 79-78. Hudson made two free throws with 5 seconds remaining and Woods' potential game-tying 3-point attempt with 3 seconds left missed.
- The Chippewas missed all eight of their first-half 3-point attempts, but made 5 of 11 in the second half. CMU was 10 of 12 from the free throw line in the second half.
- Kelly finished 9 of 15 from the floor and hit two of her five 3-point tries.
- Kelly entered the game averaging 9.6 points per game – she is the only Chippewa starter who is not averaging in double figures. Her previous career best, 20 points, came at Oakland on Dec. 3.



Official Basketball Box Score -- Game Totals -- Final Statistics  
**Central Michigan vs Akron**  
 1/20/18 2:00 PM at James A. Rhodes Arena (Akron, Ohio)



### Central Michigan 95 • 15-3 (7-0 MAC)

#	Player	Total			3-Ptr			Rebounds			PF	TP	A	T	Blk	Stl	Min
		FG-FGA	FG-FGA	FT-FTA	Off	Def	Tot	Off	Def	Tot							
02	MOORE, Tinara	f	7-10	3-4	12-18	3	8	11	2	29	1	2	1	0	36		
13	FROST, Reyna	f	6-9	2-3	4-4	4	4	8	4	18	1	2	0	3	34		
01	KELLY, Micaela	g	6-8	2-4	0-1	1	2	3	4	14	1	2	1	0	24		
03	HUDSON, Presley	g	7-16	2-7	1-2	0	6	6	2	17	9	2	0	0	40		
10	BREEN, Cassie	g	3-7	3-7	0-0	0	0	0	4	9	0	0	0	0	25		
04	WATTERS, Maddy	g	0-1	0-1	0-0	0	0	0	1	0	0	0	0	0	11		
05	SWARY, Aleah	g	2-7	1-6	0-0	0	0	0	0	5	0	1	0	0	11		
33	BIRD, Gabrielle	g	1-2	1-2	0-0	0	0	0	0	3	1	0	0	0	5		
42	KELLY, MacKenna	g	0-0	0-0	0-0	0	0	0	0	2	0	2	0	0	4		
50	BUSSELL, Kyra	g	0-1	0-0	0-0	0	1	1	0	0	0	0	0	0	10		
Team						0	3	3									
Totals			32-61	14-34	17-25	8	24	32	19	95	14	10	1	3	200		

1st - FG %: 9-17 52.9% 2nd: 7-15 46.7% 3rd: 9-17 52.9% 4th: 7-12 58.3% Game: 32-61 52.5% Deadball Rebounds 4  
 3FG %: 7-12 58.3% 3-10 30.3% 2-6 33.3% 2-6 33.3% 14-34 41.2%  
 FT %: 4-4 100.0% 1-2 50.0% 4-6 66.7% 8-13 61.5% 17-25 68.0%

### Akron 86 • 6-12 (0-7 MAC)

#	Player	Total			3-Ptr			Rebounds			PF	TP	A	T	Blk	Stl	Min
		FG-FGA	FG-FGA	FT-FTA	Off	Def	Tot	Off	Def	Tot							
05	REINOEHL, Haliegh	f	4-9	2-3	5-6	4	8	12	5	15	4	1	0	1	35		
24	VARI, Caitlin	f	5-9	0-0	2-3	0	5	5	5	12	2	1	0	0	29		
02	CLAY, Alyssa	g	5-9	4-6	0-2	0	3	3	0	14	2	1	0	0	28		
03	EDMONDS, Shaunay	g	7-16	1-7	6-6	0	3	3	1	21	4	3	0	1	30		
13	AZUBIKE, Kynneddy	g	2-5	0-0	2-2	2	2	4	4	6	0	2	0	0	23		
10	LEYENDECKER, Sarah	g	3-3	0-0	0-2	0	0	0	4	6	1	1	0	0	7		
12	HUNG, Lauren	g	2-4	1-3	0-0	0	0	0	0	5	0	0	0	1	18		
14	BURRY, Greta	g	0-3	0-0	0-0	3	0	3	3	0	1	1	0	0	8		
32	PERKINS, Destiny	g	3-7	0-1	1-2	1	3	4	1	7	4	2	0	0	22		
Team						2	1	3									
Totals			31-65	8-20	16-23	12	25	37	23	86	18	13	0	3	200		

1st - FG %: 7-14 50.0% 2nd: 7-20 35.0% 3rd: 9-15 60.0% 4th: 8-16 50.0% Game: 31-65 47.7% Deadball Rebounds 5  
 3FG %: 1-4 25.0% 2-6 33.3% 3-5 60.0% 2-5 40.0% 14-34 41.2%  
 FT %: 5-10 50.0% 2-2 100.0% 1-1 100.0% 8-10 80.0% 16-23 69.6%

Officials: Michelle Del Duco, Andrew Bills, Pat Campbell  
 Technical fouls: Central Michigan-None. Akron-None.  
 Attendance: 682

Score by periods	1st	2nd	3rd	4th	Total
Central Michigan	29	18	24	24	95
Akron	20	18	22	26	86

Points	In	Off	2nd	Fast	Bench
CMU	24	20	15	7	4
AKR	44	11	7	6	18

Last FG - CMU 4th-01:00, AKR 4th-00:11.  
 Largest lead - CMU by 16 4th-06:17, AKR by 1 1st-08:02.  
 CMU led for 39:33. AKR led for 00:15. Game was tied for 00:12.

Score tied - 0 times.  
 Lead changed - 2 times.

## GAME 18

Akron, Ohio • James A. Rhodes Arena • Jan. 20, 2018  
 Central Michigan 95, Akron 86

- A long week, two hard-fought victories, and now a well-deserved break.
- Tinara Moore scored a season-high 29 points and grabbed 11 rebounds on Jan. 20 as the Central Michigan women's basketball team downed pesky Akron, 95-86, in a Mid-American Conference game at the Zips' Rhodes Arena.
- The win capped a week for the Chippewas that began with a three-point grind-it-out win on Wednesday at Northern Illinois, and it lifted CMU to 15-3, 7-0 MAC. The Chippewas play host to rival Western Michigan on Saturday, Jan. 27 (1 p.m.).
- CMU got all they could handle from both the Huskies and the Zips, the latter of which is winless (0-7) in MAC play. But getting an opponent's best shot is something the Chippewas – the preseason league favorite and the last remaining unbeaten team in conference play – have gotten accustomed to.
- Moore, a senior forward, recorded her eighth double-double of the season. She hit seven of her 10 field goal attempts, including three of four from 3-point range. The three triples is a career high.
- Reyna Frost added 18 points and eight rebounds for the Chippewas, Presley Hudson had 17 points and tied her season-high with nine assists – against just two turnovers – and Micaela Kelly finished with 14 points.
- The Chippewas made 52.2 percent of their field goal attempts and finished 14 of 34 from 3-point range. The 14 triples tied their season high.
- Frost made two 3-pointers as she and Moore, who team to form the league's best frontcourt duo, finished five of seven from beyond the arc.
- Shaunay Edmonds scored 21 points to lead Akron, which is 6-12 overall.
- The Chippewas led for all but 37 seconds of the game, but was never able to pull out to a comfortable lead and put away the Zips. CMU led by 16 points with just over six minutes to play, but Akron drew to within five, 83-78, with under 3 minutes remaining.
- The Chippewas went on a 7-2 spurt capped by a Hudson jumper with 1:00 left to restore the lead to double digits, 90-80. The Zips never got closer than seven points the rest of the way

## GAME RECAPS

### Official Basketball Box Score -- Game Totals -- Final Statistics Western Michigan vs Central Michigan 1/27/18 1 p.m. at Mount Pleasant, Mich. (McGuirk Arena)

##	Player	Total			3-Ptr			Rebounds			PF	TP	A	TO	Blk	Stl	Min.
		FG	FGA	FT	FTA	Off	Def	Tot									
04	Wimby, Deja	* 4-12	0-0	1-2	1	3	4	3	9	8	3	0	3	30			
10	Mobley, Breanna	* 7-11	0-0	1-1	4	4	8	4	15	1	1	0	0	35			
14	Smith, Najee	* 1-2	1-2	0-0	0	2	2	1	3	1	1	0	0	21			
33	Hill, Marley	* 2-7	0-0	1-1	1	2	3	3	5	0	1	0	0	31			
34	Walker, Jasmyn	* 4-10	1-3	3-3	2	4	6	2	12	1	1	0	0	27			
05	Farkic, Nina	* 2-5	1-3	0-0	0	2	2	3	5	1	1	0	0	10			
15	Carlisle, Aneisha	* 0-0	0-0	0-0	0	0	0	0	0	0	0	0	0	0+			
22	Miller, Meredith	* 2-3	1-2	0-0	1	1	2	3	5	1	2	0	0	14			
23	Walker, Jordan	* 4-5	4-4	0-0	0	4	4	4	12	2	2	1	1	21			
32	Brooks, LaTondra	* 2-3	0-0	0-0	0	1	1	2	4	1	1	0	0	11			
52	VanZanten, Emma	* 0-0	0-0	0-0	0	0	0	0	0	0	0	0	0	0+			
Team					3	1	4										
Totals		28-58	8-14	6-7	12	24	36	25	70	16	13	1	4	200			

1st - FG %:	8-15	53.3%	2nd: 7-13	53.8%	3rd: 7-15	46.7%	4th: 6-15	40.0%	Game: 28-58	48.3%	Deadball
3FG %:	1-2	50.0%	4-7	57.1%	1-2	50.0%	2-3	66.7%	8-14	57.1%	Rebounds
FT %:	1-1	100.0%	0-0	0.0%	3-3	100.0%	2-3	66.7%	6-7	85.7%	1

### Central Michigan 74 • 16-3, 8-0 MAC

##	Player	Total			3-Ptr			Rebounds			PF	TP	A	TO	Blk	Stl	Min.
		FG	FGA	FT	FTA	Off	Def	Tot									
01	KELLY, Micaela	* 4-9	1-4	10-11	0	2	2	2	19	5	1	1	4	40			
02	MOORE, Tinara	* 4-6	2-3	7-8	0	3	3	4	17	0	2	3	0	18			
03	HUDSON, Presley	* 4-7	4-6	6-6	0	2	2	3	18	2	5	0	2	40			
10	BREEN, Cassie	* 1-8	1-3	1-2	1	0	1	0	4	0	0	0	0	22			
13	FROST, Reyna	* 5-7	0-0	1-3	2	4	6	2	11	2	1	0	2	40			
04	WATTERS, Maddy	* 0-0	0-0	0-0	0	0	0	0	0	0	0	0	0	3			
05	SWARY, Aleah	* 2-4	1-2	0-0	0	2	2	0	5	0	0	0	0	15			
33	BIRD, Gabrielle	* 0-0	0-0	0-0	1	0	1	0	0	1	0	0	0	3			
50	BUSSELL, Kyra	* 0-3	0-1	0-0	1	3	4	3	0	1	0	0	0	19			
Team					0	2	2										
Totals		20-44	9-19	25-30	5	18	23	14	74	10	10	4	8	200			

1st - FG %:	7-13	53.8%	2nd: 5-11	45.5%	3rd: 5-11	45.5%	4th: 3-9	33.3%	Game: 20-44	45.5%	Deadball
3FG %:	4-7	57.1%	1-2	50.0%	3-4	75.0%	1-6	16.7%	9-19	47.4%	Rebounds
FT %:	3-4	75.0%	3-4	75.0%	7-8	87.5%	12-14	85.7%	25-30	83.3%	0

Officials: Brad Duisternars, Brandon Breese, Jenna Schroeder  
Technical fouls: Western Michigan-None. Central Michigan-None.  
Attendance: 2307

Score by periods	1st	2nd	3rd	4th	Total
Western Michigan	18	18	18	16	70
Central Michigan	21	14	20	19	74

	In	Off	2nd	Fast	Bench
Points	32	14	8	4	26
Paint	18	22	5	4	5

Last FG - WMU 4th-00:05, CMU 4th-00:53.  
Largest lead - WMU by 7 4th-03:28, CMU by 7 2nd-07:45.  
WMU led for 15:11. CMU led for 18:17. Game was tied for 06:32.

Score tied - 8 times.  
Lead changed - 10 times.

## GAME 19

Mount Pleasant, Mich. • McGuirk Arena • Jan. 27, 2018  
Central Michigan 74, Western Michigan 70

- Cassie Breen missed her first seven field goal attempts. Tinara Moore spent 75 percent of the first half on the bench in foul trouble. In the end, they were there when Central Michigan most needed them.
- Breen hit the go-ahead 3-pointer with under a minute remaining and Moore made back-to-back blocks to preserve the lead as the Chippewas wrestled away a 74-70 victory over rival Western Michigan before 2,307 on Jan. 27 at McGuirk Arena.
- The Chippewas remain unbeaten, 8-0, in the Mid-American Conference and improved to 16-3. Western is 12-9, 5-4.
- Micaela Kelly scored 19 points, Presley Hudson had 18, Moore finished with 17, and Reyna Frost added 11 to lead the Chippewas, who made 25 of their 30 free throw attempts and won despite being outrebounded, 36-23.
- It was a typical Central-Western game: Tightly contested and emotional, and played out before a raucous crowd. The game was tied eight times and there were 10 lead changes.
- CMU found itself in its deepest deficit, 67-60, with under three minutes remaining. A Moore jumper and four Kelly free throws drew the Chippewas to within 1, 67-66.
- Western got a free throw from Deja Wimby to go back up 2, 68-66, setting up Breen's dramatic triple with 53 seconds remaining that put CMU in front for good, 69-68. It was Breen's first points of the game, and the shot came from just a step or two in front of the Chippewa bench.
- Breen, one of the most prolific 3-point shooters in program history, spent a long stretch on the bench in the second half because of ineffectiveness. She was re-inserted late for the specific purpose of delivery a triple, Guevara said.
- After Breen gave CMU the lead, Moore blocked back-to-back Western field goal tries on the Broncos' ensuing possession. It was an appropriate ending on a day that Moore was recognized in a pregame ceremony for last week becoming the program's all-time leading shot blocker.
- Moore scored 14 of her points in the second half and Kelly, a redshirt freshman, finished with five assists while scoring in double figures for the fourth consecutive game.
- Breanna Mobley scored 15 points to lead the Broncos.



### Official Basketball Box Score -- Game Totals -- Final Statistics Buffalo vs Central Michigan 1/31/18 7 p.m. at Mount Pleasant, Mich. (McGuirk Arena)



### Buffalo 79 • 16-4, 7-2 MAC

##	Player	Total			3-Ptr			Rebounds			PF	TP	A	TO	Blk	Stl	Min.
		FG	FGA	FT	FTA	Off	Def	Tot									
00	HEMPHILL, Summer	* 7-10	0-0	1-2	6	4	10	4	15	3	0	1	3	33			
01	REID, Stephanie	* 6-11	3-6	5-5	0	3	3	4	20	4	2	0	2	32			
05	UPS, Katherine	* 4-9	1-4	0-0	1	2	3	3	9	1	4	0	4	29			
24	DILLARD, Cierra	* 6-26	3-20	7-11	2	4	6	3	22	5	2	0	2	36			
31	OURSLEER, Cassie	* 1-12	0-0	1-2	1	5	6	2	3	0	1	1	2	26			
11	ONWUKA, Theresa	* 1-4	0-1	1-2	2	2	4	4	3	1	2	0	1	19			
12	WILKINS, Courtney	* 2-4	1-2	0-0	3	1	4	2	5	0	0	0	0	4			
13	JONES, Autumn	* 1-3	0-1	0-0	0	0	0	2	2	0	1	0	0	6			
21	SUCHAN, Mariah	* 0-3	0-1	0-0	0	2	2	0	0	0	1	1	0	13			
32	MORRISON, Brittany	* 0-0	0-0	0-0	0	0	0	0	0	0	0	0	0	2			
Team					7	2	9										
Totals		28-82	8-35	15-22	22	25	47	24	79	14	13	3	14	200			

1st - FG %:	5-18	27.8%	2nd: 10-17	58.8%	3rd: 6-19	31.6%	4th: 7-28	25.0%	Game: 28-82	34.1%	Deadball
3FG %:	0-5	0.0%	2-3	66.7%	3-8	37.5%	3-18	16.7%	8-35	22.9%	Rebounds
FT %:	2-2	100.0%	1-2	50.0%	0-1	0.0%	12-17	70.6%	15-22	68.2%	2

### Central Michigan 86 • 17-3, 9-0 MAC

##	Player	Total			3-Ptr			Rebounds			PF	TP	A	TO	Blk	Stl	Min.
		FG	FGA	FT	FTA	Off	Def	Tot									
01	KELLY, Micaela	* 4-9	1-3	3-6	2	4	6	3	12	7	2	1	2	39			
02	MOORE, Tinara	* 6-14	0-2	12-13	6	9	15	2	24	2	5	3	0	39			
03	HUDSON, Presley	* 8-18	6-11	0-0	1	5	6	5	22	5	7	0	0	38			
10	BREEN, Cassie	* 3-10	2-9	7-7	1	5	6	1	15	0	3	0	1	36			
13	FROST, Reyna	* 4-11	1-1	1-2	3	9	12	5	10	1	2	0	2	34			
04	WATTERS, Maddy	* 0-0	0-0	0-2	0	0	0	0	0	0	0	0	0	3			
05	SWARY, Aleah	* 1-2	0-1	1-2	1	3	4	2	3	0	2	0	1	10			
50	BUSSELL, Kyra	* 0-1	0-0	0-0	0	0	0	0	0	0	0	0	0	1			
Team					4	2	6										
Totals		26-65	10-27	24-32	18	37	55	18	86	15	21	4	6	200			

1st - FG %:	10-20	50.0%	2nd: 6-16	37.5%	3rd: 5-18	27.8%	4th: 5-11	45.5%	Game: 26-65	40.0%	Deadball
3FG %:	3-6	50.0%	3-8	37.5%	3-8	37.5%	1-5	20.0%	10-27	37.0%	Rebounds
FT %:	0-0	0.0%	0-0	0.0%	11-14	78.6%	13-18	72.2%	24-32	75.0%	4

Officials: Barb Smith, Michelle Del Duco, Mark Holland  
Technical fouls: Buffalo-None. Central Michigan-None.  
Attendance: 1765

CMU no.13 Frost fouled out (6:06 4th)  
CMU no.3 Hudson fouled out (1:00 4th)

Score by periods	1st	2nd	3rd	4th	Total
Buffalo	12	23	15	29	79
Central Michigan	23	15	24	24	86

	In	Off	2nd	Fast	Bench
Points	30	21	30	10	10
Paint	26	18	23	10	3

Last FG - BUF 4th-00:29, CMU 4th-01:51.  
Largest lead - BUF None, CMU by 16 2nd-06:49.  
BUF led for 00:00. CMU led for 39:44. Game was tied for 00:16.

Score tied - 0 times.  
Lead changed - 0 times.

## GAME 20

Mount Pleasant, Mich. • McGuirk Arena • Jan. 31, 2018  
Central Michigan 86, Buffalo 79

- When the going gets tough, the tough get going. That's exactly what Central Michigan did on Jan. 31 in a showdown of Mid-American Conference division leaders before 1,765 at McGuirk Arena.
- Tinara Moore scored 24 points and hauled down 15 rebounds for her ninth double-double of the season as the West-leading Chippewas remained unbeaten in league play with an 86-79 victory over East-leading Buffalo.
- The Chippewas, who are ranked sixth in the CollegeInsider Mid-Major Top-25 poll, improved to 17-3, 9-0 MAC. Midway through the league schedule, they hold a 2 1/2-game lead over the second-place team, Ball State, in the West and a two-game lead in the overall standings over the Bulls (16-4, 7-2), who came into Wednesday's game riding a five-game win streak.
- All five Chippewa starters scored in double figures. Presley Hudson scored 22 points, Reyna Frost posted her 10th double-double of the season with 10 points and 12 rebounds, and Cassie Breen and Micaela Kelly added 15 and 12 points, respectively. Kelly finished with seven assists.
- It was, unquestionably, a big win. The rematch comes on Feb. 14 in Buffalo. CMU coach Sue Guevara, in her 11th year in charge of the program, continued her season-long one-at-a-time drumbeat for her team that was picked in the preseason poll to win the MAC regular-season and tournament championships.
- The Chippewas never trailed and led by as many as 16 points in the first half. Buffalo responded and trimmed its deficit to three, 38-35, at halftime. CMU used a 15-2 third-quarter run to re-up its lead to 14, 59-45.
- Buffalo again responded, inching to within six, 67-61, midway through the fourth quarter. But the Chippewas answered with a Moore bucket followed by an Aleah Swary layup to increase their advantage to 10, 71-61, with three minutes to play. The Bulls never got closer than seven points the rest of the way.
- The Chippewas got solid contributions off the bench from the likes of Swary and Maddy Watters when two starters, Hudson and Frost, fouled out in the fourth quarter.
- CMU finished 40 percent from the field and 10-of-27 from 3-point range. The Chippewas also outrebounded the Bulls, 55-47.
- Cassie Oursler led Buffalo with 22 points while Summer Hemphill recorded a team-high 10 rebounds.

GAME RECAPS



Official Basketball Box Score -- Game Totals -- Final Statistics  
**Central Michigan vs Eastern Michigan**  
 2/3/18 2:30 p.m. at Ypsilanti, Mich. (Convocation Center)



**Central Michigan 95 • 18-3 (10-0 MAC)**

#	Player	Total			Rebounds			PF	TP	A	TO	Blk	Stl	Min			
		FG	FGA	FT	FTA	Off	Def								Tot		
02	MOORE, Tinara	11	13	1	2	5	8	3	7	10	3	28	5	2	4	0	37
13	FROST, Reyna	5	7	0	1	5	6	3	4	7	1	15	2	6	1	1	38
01	KELLY, Micaela	3	8	1	5	1	2	3	1	2	3	8	2	4	0	2	38
03	HUDSON, Presley	7	13	3	7	2	2	0	4	3	3	19	7	2	0	3	38
10	BREEN, Cassie	6	12	4	10	0	2	0	3	3	1	16	0	0	0	1	36
04	WATTERS, Maddy	0	0	0	0	0	0	0	0	0	0	3	0	0	0	0	2
05	SWARY, Aleah	0	1	0	0	0	1	0	1	0	0	0	0	0	0	0	3
11	KARASINSKI, Sophia	1	1	1	2	2	0	1	1	0	5	0	0	0	0	0	2
21	ROBINSON, Jaeda	0	0	0	0	0	0	0	1	0	0	0	0	0	0	0	1
33	BIRD, Gabrielle	2	2	0	0	0	0	0	1	1	0	4	0	0	0	0	2
50	BUSSELL, Kyra	0	0	0	0	0	1	1	3	0	0	0	0	0	0	0	3
	Team																
	Totals	35	57	10	26	15	22	9	23	32	15	95	19	14	5	7	200

1st - FG %: 8-13 61.5% 2nd: 6-15 40.0% 3rd: 10-15 66.7% 4th: 11-14 78.6% Game: 35-57 61.4% Deadball Rebounds: 4  
 3FG %: 0-4 0.0% 2-8 25.0% 6-10 60.0% 2-4 50.0% 10-26 38.3%  
 FT %: 3-4 75.0% 3-4 75.0% 6-10 60.0% 3-4 75.0% 15-22 68.2%

**Eastern Michigan 72 • 9-12 (5-5 MAC)**

#	Player	Total			Rebounds			PF	TP	A	TO	Blk	Stl	Min			
		FG	FGA	FT	FTA	Off	Def								Tot		
24	JACKSON, Emoni	1	2	0	0	2	1	3	2	2	0	0	0	0	27		
01	DAILEY, Sasha	5	9	0	3	0	0	0	1	10	1	0	0	1	17		
14	LEWIS, Courtnee	7	16	3	6	1	6	7	5	20	0	2	0	0	31		
20	CARDWELL, Corriane	1	3	0	0	1	1	2	3	1	4	0	0	1	24		
23	MINOTT, Danielle	6	12	2	5	3	2	5	3	17	1	2	0	2	27		
00	SUAREZ, Tiffany	1	3	0	0	1	2	3	4	2	0	2	0	0	15		
02	AGOSTO, Juanita	3	5	0	0	1	2	3	1	6	1	1	0	0	15		
03	EASLEY, Tori	2	3	0	0	0	0	0	0	4	0	0	0	0	8		
05	MITCHELL, Nailah	0	1	0	0	0	0	0	0	0	0	0	0	0	2		
22	HUDSON, Autumn	0	0	0	0	2	1	3	2	0	0	1	0	0	5		
31	ENABULELE, Lorraine	1	1	0	0	0	1	0	1	3	2	0	1	0	7		
32	HARRIS, RayJon	1	1	0	0	1	5	2	0	2	1	3	0	0	0	5	
42	ROBINSON, Micah	1	6	0	0	1	1	0	3	1	1	0	1	0	22		
	Totals	29	62	5	14	9	18	13	16	29	24	72	5	14	0	5	200

1st - FG %: 6-16 37.5% 2nd: 7-14 50.0% 3rd: 8-17 47.1% 4th: 8-15 53.3% Game: 29-62 46.8% Deadball Rebounds: 6  
 3FG %: 0-3 0.0% 2-8 25.0% 6-10 60.0% 2-5 40.0% 3-4 75.0% 5-14 35.7%  
 FT %: 2-4 50.0% 2-2 100.0% 5-6 83.3% 2-2 100.0% 9-18 50.0%

Officials: Tim Daley, Angie Enlund, Erika Herriman-Camarota  
 Technical fouls: Central Michigan-None. Eastern Michigan-None.  
 Attendance: 2520  
 EMU #14 fouled out with 2:11 to play

Score by periods	1st	2nd	3rd	4th	Total
Central Michigan	19	17	32	27	95
Eastern Michigan	14	14	20	24	72

Last FG - CMU 4th-00:24, EMU 4th-00:12.  
 Largest lead - CMU by 25 4th-00:24, EMU by 1 1st-09:15.  
 CMU led for 38:50, EMU led for 00:18. Game was tied for 00:45.

Points	In	Off	2nd	Fast	Bench
CMU	Paint	T/O	Chance	Break	
40	15	9	5	9	20
38	10	17	6	20	

Score tied - 0 times.  
 Lead changed - 1 time.

GAME 21

Ypsilanti, Mich. • Convocation Center • Feb. 3, 2018  
 Central Michigan 95, Eastern Michigan 72

- Central Michigan women's basketball coach Sue Guevara described her team as dangerous before its game on Feb. 3 at Eastern Michigan.
- Tinara Moore scored 28 points, one shy of her season high, and grabbed 10 rebounds as the Chippewas began the second half of the Mid-American Conference schedule with a 95-72 victory at the Eagles' Convocation Center.
- Central Michigan never trailed, but underwent a frustrating first half that left the Chippewas ahead by only eight, 36-28, at halftime.
- A change of mindset was enough to get the shots falling and a 3-pointer from Micaela Kelly in the first minute of the third quarter sparked a 9-0 CMU run. From there, the Chippewas' gained steam.
- Presley Hudson finished with 19 points and dished out seven assists for the Chippewas, who made 72.4 percent of their second-half field goal attempts and finished at a season-best 61.4 percent for the game.
- Cassie Breen and Reyna Frost added 16 and 15 points, respectively, as the Chippewas matched their season-high point total in a MAC game this season.
- Moore and Frost led the outstanding shooting effort as they combined to go 16 for 20 from the floor (80 percent). Moore's double-double was her 10th of the season. She and Frost share the team lead in that category.
- A Breen 3-pointer less than two minutes into the second half restored CMU's lead to double digits, 43-31, and Eastern never got closer. The Chippewas led by as many as 21 points late in the third quarter, and the Eagles never seriously threatened in the fourth.
- Breen went 50 percent from the field, draining 4-of-10 from beyond the arc.
- As good as the Chippewas were from the floor, they had an uncharacteristically cold day from the free throw line. They made 15 of 22 from the stripe for 68.2 percent. Only twice this season have the Chippewas posted a lower percentage from the line.
- Courtnee Lewis led Eastern Michigan with 20 points.



Official Basketball Box Score -- Game Totals -- Final Statistics  
**Central Michigan vs Ohio**  
 2/7/18 7 p.m. at Athens, Ohio (Convocation Center)



**Central Michigan 74 • 19-3 (11-0)**

#	Player	Total			Rebounds			PF	TP	A	TO	Blk	Stl	Min			
		FG	FGA	FT	FTA	Off	Def								Tot		
02	MOORE, Tinara	7	10	0	0	4	9	3	12	15	2	18	2	6	4	1	38
13	FROST, Reyna	8	12	0	0	4	11	15	2	16	6	1	0	0	0	40	
01	KELLY, Micaela	3	8	1	3	2	3	4	4	8	0	9	3	5	0	3	35
03	HUDSON, Presley	6	16	5	10	5	6	0	3	3	2	22	4	6	0	0	38
10	BREEN, Cassie	3	12	3	10	0	0	1	1	3	9	3	2	0	0	32	
04	WATTERS, Maddy	0	1	0	1	0	0	0	2	3	1	0	1	0	0	1	12
05	SWARY, Aleah	0	1	0	0	0	0	0	0	0	0	0	0	0	0	0	3
50	BUSSELL, Kyra	0	0	0	0	0	0	0	0	0	0	0	0	0	0	0	2
	Team																
	Totals	27	60	9	24	11	18	13	34	47	10	74	20	22	4	5	200

1st - FG %: 9-15 60.0% 2nd: 6-17 35.3% 3rd: 5-16 31.3% 4th: 7-12 58.3% Game: 27-60 45.0% Deadball Rebounds: 3  
 3FG %: 2-6 33.3% 1-4 25.0% 3-8 37.5% 3-6 50.0%  
 FT %: 4-4 100.0% 3-5 60.0% 0-0 0.0% 4-9 44.4%

**Ohio 72 • 12-10 (6-5)**

#	Player	Total			Rebounds			PF	TP	A	TO	Blk	Stl	Min			
		FG	FGA	FT	FTA	Off	Def								Tot		
41	BURRIS, Gabby	3	13	0	4	0	0	3	5	8	1	6	1	1	0	0	31
54	JESSING, Kendall	0	1	0	1	0	0	1	0	1	0	0	1	0	0	0	11
01	HOOKS, Cierra	12	20	0	1	6	6	5	6	5	30	1	3	0	9	32	
02	BARKER, Katie	1	9	1	8	0	0	5	5	1	3	1	0	0	1	26	
10	DOSECK, Dominique	8	15	7	11	1	2	1	3	4	4	24	7	1	0	3	34
00	AGLER, Taylor	0	3	0	2	0	0	0	1	1	1	0	2	1	0	0	21
03	BURKE, AMANI	4	9	0	3	1	2	3	2	9	2	4	1	1	0	28	
05	STOWER, Alexis	0	1	0	1	0	0	0	0	0	0	0	0	0	0	4	
13	BOWER, Olivia	0	0	0	0	0	0	0	0	1	1	0	0	0	0	8	
21	THOME, Hannah	0	1	0	1	0	0	1	0	1	0	1	0	0	0	0	5
	Team																
	Totals	28	72	8	32	8	10	24	34	15	72	16	11	1	14	200	

1st - FG %: 8-16 50.0% 2nd: 4-20 20.0% 3rd: 8-16 50.0% 4th: 8-20 40.0% Game: 28-72 38.9% Deadball Rebounds: 2  
 3FG %: 2-8 25.0% 2-11 18.2% 1-3 33.3% 3-10 30.0%  
 FT %: 0-0 0.0% 5-6 83.3% 2-2 100.0% 1-2 50.0%

Officials: Zachary Klein, Molly Caldwell, Marla Gearhart  
 Technical fouls: Central Michigan-None. Ohio-TEAM.  
 Attendance: 265

Score by periods	1st	2nd	3rd	4th	Total
Central Michigan	24	16	13	21	74
Ohio	18	15	19	20	72

Last FG - CMU 4th-01:49, OHIO 4th-00:17.  
 Largest lead - CMU by 13 2nd-08:24, OHIO by 3 1st-05:44.  
 CMU led for 37:33, OHIO led for 01:39. Game was tied for 00:48.

Points	In	Off	2nd	Fast	Bench
CMU	Paint	T/O	Chance	Break	
40	5	8	4	0	9
40	26	7	14	9	

Score tied - 2 times.  
 Lead changed - 8 times.

GAME 22

Athens, Ohio • Convocation Center • Feb. 7, 2018  
 Central Michigan 74, Ohio 72

- Central Michigan overcame a rash of turnovers and missed free throws in the final minute on Feb. 7 in holding off Ohio, 74-72, in a wild Mid-American Conference women's basketball game at the Bobcats' Convocation Center.
- The Chippewas remained perfect in MAC play at 11-0. They are 19-3 overall.
- Presley Hudson scored 22 points to lead CMU, while Tinara Moore had 18 points and Reyna Frost added 16. Hudson made 5 of her 10 3-point field goal attempts. Micaela Kelly and Cassie Breen finished with nine points apiece for the Chippewas.
- Frost and Moore grabbed 15 rebounds apiece. It was the 11th double-double of the season for both. Frost added a career-high six assists, and Moore finished with four blocks.
- Freshman Cierra Hooks scored 30 points on 12-of-20 shooting for Ohio. Dominique Doseck added 24 points.
- CMU outrebounded the Bobcats, 47-34.
- The Chippewas committed 22 turnovers, 15 of them Bobcat steals. It was CMU's third-highest turnover total of the season.
- CMU led by as many as 13 points in the first half, and was up 40-33 at halftime.
- A Hooks layup put Ohio in front, 54-53, just 7 seconds into the fourth quarter. Frost triggered a 13-3 CMU run, capped by a Hudson 3-pointer with 5:53 left, to put the Chippewas in front, 66-57.
- The Chippewas led 73-66 with under 40 seconds remaining, and then committed three turnovers and missed three consecutive free throws as Ohio drew to 73-72. Ohio's Katie Barker missed a 3-point try with 9 seconds to play.
- Hudson broke the cold spell with a free throw with 6 seconds remaining. Ohio missed a field goal attempt as time expired.

GAME RECAPS



Official Basketball Box Score -- Game Totals -- Final Statistics  
**TOLEDO vs Central Michigan**  
 2/10/18 1 p.m. at Mount Pleasant, Mich. (McGuirk Arena)



**TOLEDO 47 • 15-10, 6-7**

#	Player	Total			3-Ptr			Rebounds			PF	TP	A	TO	Blk	Stl	Min
		FG	FGA	FT	FTA	Off	Def	Total									
02	BOYD, Micaela	4	9	0	0	3	3	6	0	8	3	3	0	0	0	32	
03	SANTUCCI, Mariella	0	7	0	0	0	0	0	2	0	2	1	0	1	19		
05	ST-FORT, Sarah	0	2	0	0	1	1	2	0	0	1	0	1	0	13		
11	BRAVO-HARRIOTT, Jay	5	11	4	9	1	3	4	14	2	3	0	0	0	32		
15	McINTYRE, Kaayla	6	10	0	0	1	3	4	12	0	1	3	0	0	25		
00	CUNNINGHAM, Olivia	0	6	0	2	0	0	0	1	0	0	0	0	0	22		
01	ROKANEN, Sara	0	3	0	2	0	2	2	1	0	4	2	0	0	14		
10	TSHITENGE, Mae	0	0	0	0	0	1	1	0	0	0	0	0	0	1		
12	DAVIS, Tatyana	0	9	0	5	0	0	3	0	3	0	0	0	0	11		
13	COPELAND, Mariah	0	1	0	1	0	0	0	0	0	0	0	0	0	5		
23	BEACHAM, Tanaya	6	9	0	0	0	6	6	1	12	0	1	1	0	12		
24	RASMUSSEN, Micaela	0	1	0	0	1	1	2	0	0	0	1	0	0	4		
25	WRIGHT, Zaria	0	2	0	0	0	0	0	0	0	0	0	0	0	3		
35	WOODY, Jada	0	1	0	1	1	2	2	1	0	1	0	0	0	8		
Team																	
Totals		21	71	4	24	1	2	33	14	47	12	12	5	3	200		

1st - FG %: 3-17 17.6% 2nd: 6-18 33.3% 3rd: 9-17 52.9% 4th: 3-19 15.8% Game: 21-71 29.6% Deadball Rebounds: 2-8 25.0% 0-6 0.0% 1-4 25.0% 1-6 16.7% 4-24 16.7% 0-0 0.0% 0-0 0.0% 1-2 50.0% 1-2 50.0% 0-1

**Central Michigan 85 • 20-3, 12-0**

#	Player	Total			3-Ptr			Rebounds			PF	TP	A	TO	Blk	Stl	Min
		FG	FGA	FT	FTA	Off	Def	Total									
01	KELLY, Micaela	4	4	1	1	2	8	10	2	10	3	2	0	1	29		
02	MOORE, Tinara	10	17	0	1	2	6	8	1	22	0	3	1	0	23		
03	HUDSON, Presley	4	7	2	2	0	4	4	1	13	5	4	0	2	32		
10	BREEN, Cassie	5	9	2	2	0	4	4	0	14	0	0	0	0	28		
13	FROST, Reyna	4	9	0	1	2	3	5	1	9	2	1	1	2	27		
04	WATTERS, Maddy	0	2	0	1	0	2	2	0	0	2	0	0	2	18		
05	SWARY, Aleah	0	0	0	0	0	0	0	0	0	0	0	0	0	3		
11	KARASINSKI, Sophia	1	4	0	1	0	3	4	1	2	0	2	0	0	7		
21	ROBINSON, Jaeda	0	0	0	0	2	2	0	0	0	0	0	0	0	3		
33	BIRD, Gabrielle	1	1	0	0	1	2	3	0	2	1	1	0	0	7		
42	KELLY, MacKenna	1	1	0	0	0	1	1	0	3	0	0	0	0	3		
50	BUSSELL, Kyra	5	10	0	0	1	2	3	3	10	3	0	0	1	20		
Team																	
Totals		35	64	7	15	8	15	40	50	9	85	16	13	2	200		

1st - FG %: 10-17 58.8% 2nd: 8-16 50.0% 3rd: 8-14 57.1% 4th: 9-17 52.9% Game: 35-64 54.7% Deadball Rebounds: 3-6 50.0% 1-1 100.0% 1-4 25.0% 2-4 50.0% 7-15 46.7% 0-0 0.0% 0-0 0.0% 4-7 57.1% 3-4 75.0% 0-2 0.0% 8-15 53.3% 3

Officials: Barb Smith, Jeff Cross, Brandon Enterline  
 Technical fouls: TOLEDO-None, Central Michigan-None.  
 Attendance: 1888

Score by periods	1st	2nd	3rd	4th	Total
TOLEDO	8	12	19	8	47
Central Michigan	24	21	20	20	85

Points	In Paint	Off T/O	2nd Chance	Fast Break	Bench
TOLEDO	22	8	10	2	13
CMU	48	18	16	4	17

Last FG - TOLEDO 4th-04:40, CMU 4th-00:52.  
 Largest lead - TOLEDO None, CMU by 38 4th-00:52.  
 TOLEDO led for 00:00. CMU led for 39:42. Game was tied for 00:18.  
 Score tied - 0 times.  
 Lead changed - 0 times.

GAME 23

Mount Pleasant, Mich. • McGuirk Arena • Feb. 10, 2018  
 Central Michigan 85, Toledo 47

- Central Michigan put up a dominant performance as it topped Toledo, 85-47, in a Mid-American Conference matchup on Feb. 10 in McGuirk Arena.
- The Chippewas remained undefeated in MAC play at 12-0 and are 20-4 overall. It marks the seventh time in the last eight years that CMU has won at least 20 games. Toledo is 15-10, 6-7.
- Tinara Moore scored 22 points and grabbed eight rebounds to lead CMU, which seized a 10-point lead less than five minutes into the game and cruised from there. The Chippewas led 45-20 at halftime. Toledo never got closer than 19 points in the second half.
- Cassie Breen scored 14 points, Presley Hudson added 13 and Micaela Kelly and Kyra Bussell added 10 each for CMU.
- Jay Bravo-Harriott led Toledo with 14 points.
- The Chippewas shot 54.7 percent from the field including 46.7 percent (7 of 15) from 3-point range. The Chippewas outrebounded the Rockets, 50-33.
- Kelly, a redshirt freshman guard, led CMU with 10 rebounds to record her first career double-double.

Official Basketball Box Score -- Game Totals -- Final Statistics  
**Central Michigan vs Buffalo**  
 2/14/18 7:00 pm at Buffalo, NY (Alumni Arena)

**Central Michigan 82 • 20-4 (12-1 MAC)**

#	Player	Total			3-Ptr			Rebounds			PF	TP	A	TO	Blk	Stl	Min
		FG	FGA	FT	FTA	Off	Def	Total									
02	MOORE, Tinara	5	10	0	2	6	6	1	5	6	3	16	5	1	4	0	38
13	FROST, Reyna	9	16	1	3	4	6	6	10	16	2	23	2	0	1	1	38
01	KELLY, Micaela	5	9	0	3	1	3	2	4	6	3	11	6	3	0	0	34
03	HUDSON, Presley	6	16	3	8	1	2	3	4	4	16	1	2	0	0	40	
10	BREEN, Cassie	4	8	2	6	0	0	1	1	4	10	1	3	0	0	34	
04	WATTERS, Maddy	0	0	0	0	0	0	0	0	0	0	0	1	1	0	6	
05	SWARY, Aleah	0	1	0	1	0	0	0	0	0	0	2	1	0	0	6	
50	BUSSELL, Kyra	2	2	0	0	0	1	1	2	4	0	0	0	0	0	4	
Team																	
Totals		31	62	6	23	14	19	11	25	36	18	82	17	10	5	2	200

1st - FG %: 8-14 57.1% 2nd: 13-19 68.4% 3rd: 5-16 31.3% 4th: 5-13 38.5% Game: 31-62 50.0% Deadball Rebounds: 2-6 33.3% 1-3 33.3% 1-7 14.3% 2-7 28.6% 6-23 26.1% 3-3 100.0% 0-1 0.0% 3-4 75.0% 8-11 72.7%

**Buffalo 85 • 20-4 (11-2 MAC)**

#	Player	Total			3-Ptr			Rebounds			PF	TP	A	TO	Blk	Stl	Min
		FG	FGA	FT	FTA	Off	Def	Total									
00	HEMPHILL, Summer	7	11	1	1	0	0	1	3	4	1	15	0	0	1	0	37
31	OURSLEER, Cassie	11	18	0	2	2	7	6	13	4	24	1	0	2	0	37	
01	REID, Stephanie	6	12	0	1	8	11	2	6	8	4	20	8	1	0	2	38
05	UPS, Katherine	1	8	1	4	1	2	2	3	3	4	0	1	0	0	28	
24	DILLARD, Cierra	5	16	1	5	4	2	3	5	1	15	9	3	0	1	35	
11	ONWUKA, Theresa	0	0	0	0	0	0	0	0	0	0	0	0	0	0	1	
13	JONES, Autumn	2	4	2	3	1	0	1	1	2	7	1	0	0	1	16	
21	SUCHAN, Mariah	0	0	0	0	0	0	1	1	1	0	0	0	0	0	8	
Team																	
Totals		32	69	5	14	16	22	15	24	39	16	85	19	5	3	4	200

1st - FG %: 8-17 47.1% 2nd: 9-17 52.9% 3rd: 5-14 35.7% 4th: 10-21 47.6% Game: 32-69 46.4% Deadball Rebounds: 3-6 50.0% 3-4 75.0% 0-2 0.0% 1-5 20.0% 5-14 35.7% 4-4 100.0% 4-5 80.0% 4-6 66.7% 4-7 57.1% 16-22 72.7%

Officials: Jesse Dickerson, Frank Steratore, Althea Bufford  
 Technical fouls: Central Michigan-None, Buffalo-None.  
 Attendance: 1010

Score by periods	1st	2nd	3rd	4th	Total
Central Michigan	21	27	14	20	82
Buffalo	21	25	14	25	85

Points	In Paint	Off T/O	2nd Chance	Fast Break	Bench
CMU	36	5	17	8	6
BUF	46	6	18	13	7

Last FG - CMU 4th-00:06, BUF 4th-00:17.  
 Largest lead - CMU by 6 3rd-07:57, BUF by 7 1st-03:56.  
 CMU led for 13:34, BUF led for 20:01. Game was tied for 06:25.  
 Score tied - 11 times.  
 Lead changed - 14 times.

GAME 24

Buffalo, N.Y. • Alumni Arena • Feb. 14, 2018  
 Buffalo 85, Central Michigan 82

- Round 2 in the matchup of Mid-American Conference women's basketball heavyweights went to Buffalo.
- The Bulls broke a 72-all tie with a 3-pointer with just under 4 minutes remaining on Wednesday and the Chippewas never regained the lead in falling, 85-82, at Buffalo's Alumni Arena. It was CMU's first MAC loss of the season.
- The Chippewas saw their win streak end at 12 games in falling to 20-4, 12-1 MAC. Central Michigan, which leads the West Division, remains the MAC's top team in the overall standings, while East-leading Buffalo is one game behind. Both have five league games remaining.
- Reyna Frost scored 23 points and grabbed 16 rebounds to lead CMU, which got 16 points apiece from Presley Hudson and Tinara Moore, 11 from Micaela Kelly, and 10 from Cassie Breen. Kelly had six assists and Moore added four blocks.
- Cassie Oursler scored 24 points and grabbed 13 rebounds, and Stephanie Reid added 20 points and eight assists for the Bulls, who avenged a Jan. 31 86-79 loss to the Chippewas in Mount Pleasant.
- Cierra Dillard hit a 3-pointer with 3:58 left to give the Bulls a 75-72 lead. Buffalo eventually extended the advantage to five points, and CMU trimmed its deficit back to two on three occasions, the last, 84-82, on a Breen triple with 6 seconds to play.
- Reid split a pair of free throws with 3.4 seconds left to make it 85-82, and leave CMU a glimmer of hope. Frost's potential tying 3-point attempt at the buzzer missed.
- Statistically, the game was a near dead heat. CMU made 50 percent of its field goal attempts overall, but finished just 6 of 23 (26.1 percent) from 3-point range. Buffalo shot 46.4 percent from the floor, including 35.7 (5 of 14) from long range.
- The Chippewas committed 10 turnovers to the Bulls' five.
- With her 23 points and 16 rebounds, Frost posted her team-leading 12th double-double of the season.



GAME RECAPS



Official Basketball Box Score -- Game Totals -- Final Statistics  
**Eastern Michigan vs Central Michigan**  
 2/17/18 1 p.m. at Mount Pleasant, Mich. (McGuirk Arena)



**Eastern Michigan 82 • 10-15, 6-8**

##	Player	Total			3-Ptr			Rebounds			PF	TP	A	TO	Blk	Stl	Min
		FG-FGA	FG-FGA	FT-FTA	FG-FGA	FG-FGA	FT-FTA	Off	Def	Total							
01	DAILLEY, Sasha	5-16	1-3	2-3	0	3	4	2	14	6	1	0	0	0	0	39	
14	LEWIS, Courtney	10-17	6-9	3-7	0	3	3	1	28	1	1	0	0	0	38		
20	CARDWELL, Corriane	4-8	0-0	1-1	0	2	2	3	9	2	2	0	1	20			
23	MINOTT, Danielle	6-16	3-8	6-9	1	7	8	3	21	0	1	0	1	33			
31	ENABULELE, Lorraine	3-5	0-0	0-0	2	1	3	3	6	0	0	0	0	15			
02	AGOSTO, Juanita	0-1	0-0	1-2	0	1	1	3	1	3	1	0	1	18			
05	MITCHELL, Nailah	0-0	0-0	0-0	0	1	1	0	0	0	0	0	0	4			
22	HUDSON, Autumn	0-0	0-0	0-0	0	1	1	2	0	0	0	2	1	8			
42	ROBINSON, Micah	1-5	1-1	0-0	3	0	3	1	3	1	1	1	0	25			
Team					3 3 6												
Totals		29-68	11-21	13-22	10	22	32	18	82	13	7	3	4	200			

1st - FG %: 6-21 28.6% 2nd: 7-15 46.7% 3rd: 12-20 60.0% 4th: 4-12 33.3% Game: 29-68 42.6% Deadball Rebounds 5  
 3FG %: 2-5 40.0% 3-4 75.0% 3-3 100.0% 5-10 50.0% 11-21 52.4% 13-22 59.1%

**Central Michigan 95 • 21-4, 13-1**

##	Player	Total			3-Ptr			Rebounds			PF	TP	A	TO	Blk	Stl	Min
		FG-FGA	FG-FGA	FT-FTA	FG-FGA	FG-FGA	FT-FTA	Off	Def	Total							
01	KELLY, Micaela	5-6	2-3	1-2	1	6	7	5	13	6	1	1	0	34			
02	MOORE, Tinara	9-20	0-1	8-8	3	5	8	2	26	2	1	8	0	38			
03	HUDSON, Presley	7-14	4-9	0-0	0	3	3	1	18	4	2	1	0	39			
10	BREEN, Cassie	6-12	4-8	0-0	0	3	3	2	16	1	1	0	2	38			
13	FROST, Reyna	6-12	0-0	2-2	6	14	20	2	14	2	1	0	0	38			
04	WATERS, Maddy	1-1	0-0	0-0	0	0	0	0	2	1	2	0	0	5			
05	SWARY, Aleah	2-3	2-2	0-0	0	1	1	0	6	0	1	0	0	8			
Team					1 1 2												
Totals		36-68	12-23	11-12	11	33	44	12	95	16	10	10	2	200			

1st - FG %: 7-19 36.8% 2nd: 13-17 76.5% 3rd: 7-13 53.8% 4th: 9-19 47.4% Game: 36-68 52.9% Deadball Rebounds 0  
 3FG %: 4-10 40.0% 2-2 100.0% 2-4 50.0% 4-7 57.1% 12-23 52.2% 11-12 91.7%

Officials: Mark Berger, Ron Quirk, Meghan Joseph  
 Technical fouls: Eastern Michigan-None. Central Michigan-None.  
 Attendance: 2189  
 CMU No. 1 Kelly fouled out (0:50 4th)

Score by periods	1st	2nd	3rd	4th	Total
Eastern Michigan	15	21	30	16	82
Central Michigan	18	32	23	22	95

Points	In	Off	2nd	Fast	Bench
EMU	30	18	9	7	4
CMU	40	4	11	12	8

Last FG - EMU 4th-02:28, CMU 4th-01:47.  
 Largest lead - EMU None, CMU by 17 2nd-01:54.  
 EMU led for 00:00, CMU led for 39:31. Game was tied for 00:23.

Score tied - 0 times.  
 Lead changed - 0 times.

GAME 25

Mount Pleasant, Mich. • McGuirk Arena • Feb. 17, 2018  
 Central Michigan 95, Eastern Michigan 82

- Big numbers from a good-and-getting-better frontcourt, a bounceback win, and the first of a number of hoped-for benchmarks.
- Senior forward Tinara Moore scored 26 points, grabbed eight rebounds and made eight blocks on Feb. 17 as Central Michigan downed Eastern Michigan, 95-82, a Mid-American Conference game at McGuirk Arena.
- Junior forward Reyna Frost added 14 points and hauled down a season-high 20 rebounds, giving her her 13th double-double of the season.
- The Chippewas rebounded from their first MAC loss, an 85-82 setback at Buffalo on Wednesday, to improve to 13-1 in league play. They clinched a first-round bye in the league tournament, meaning they will head to Cleveland for the tourney quarterfinals on March 8..
- All five CMU starters scored in double figures. Presley Hudson had 18 points; Cassie Breen drained four of eight 3-point attempts en route to 16 points; and Micaela Kelly had 13 points while dishing out a team-high six assists.
- Central Michigan never trailed, led by 14 points at halftime, and was up as many as 17 in the third quarter. Eastern Michigan put up a fight and brought it within three points, 78-75, with 7:34 remaining.
- Kelly drained a 3-pointer 9 seconds later, sparking a 15-1 run that left CMU up 93-76 with under 3 minutes to play. The Eagles never brought it closer than 13 points.
- The Chippewas outrebounded the Eagles, 44-32, and CMU shot 52.9 percent from the floor (36 of 68). CMU made 12 of its 23 3-point attempts for 52.2 percent. It was CMU's second-best performance of the season, by percentage.
- The Chippewas also made 91.7 percent of their free throw attempts (11 for 12).
- Courtney Lewis scored 28 points and Danielle Minott had 21 for the Eagles.
- The game was the annual Play4Kay game, and the Chippewas wore white uniforms trimmed in pink. Fans raised \$3,553 dollars for cancer research.



Official Basketball Box Score -- Game Totals -- Final Statistics  
**Northern Illinois vs Central Michigan**  
 2/21/18 7 p.m. at Mount Pleasant, Mich. (McGuirk Arena)



**Northern Illinois 77 • 13-13, 5-10**

##	Player	Total			3-Ptr			Rebounds			PF	TP	A	TO	Blk	Stl	Min
		FG-FGA	FG-FGA	FT-FTA	FG-FGA	FG-FGA	FT-FTA	Off	Def	Total							
04	WOODS, Courtney	9-19	4-8	8-10	0	6	6	2	30	6	2	0	0	37			
10	ORR, Nicole	1-3	1-2	0-0	0	4	4	1	3	0	0	0	0	35			
12	BLACKWELL, Riley	0-0	0-0	0-0	0	0	0	1	0	1	0	0	0	8			
21	VOIGT, Mikayla	5-13	3-6	0-0	0	3	3	4	13	8	2	0	2	34			
25	SMITH, Kelly	11-18	0-2	3-4	1	4	5	3	25	1	1	1	0	26			
01	HODGES, Errin	0-1	0-0	0-0	0	0	0	0	0	0	0	0	0	3			
03	NIKITINAITE, Gabby	0-0	0-0	0-0	0	0	0	0	0	1	0	0	0	3			
05	BREUNIG, Georgia	0-1	0-1	0-0	1	0	1	0	0	0	0	0	0	3			
24	CASTRO, Paulina	0-1	0-0	0-0	0	0	0	0	0	1	0	0	0	6			
32	WOOLLACOTT, Abby	2-5	0-1	0-0	1	2	3	4	4	1	1	0	0	27			
34	MAY, Ally	1-2	0-0	0-0	1	2	3	4	2	1	0	0	0	18			
Team					5 2 7												
Totals		29-63	8-20	11-14	9	23	32	19	77	20	7	1	2	200			

1st - FG %: 7-16 43.8% 2nd: 7-13 53.8% 3rd: 8-18 44.4% 4th: 7-16 43.8% Game: 29-63 46.0% Deadball Rebounds 2  
 3FG %: 2-5 40.0% 3-4 75.0% 1-5 16.7% 2-5 40.0% 8-20 40.0% 11-14 78.6%

**Central Michigan 91 • 22-4, 14-1**

##	Player	Total			3-Ptr			Rebounds			PF	TP	A	TO	Blk	Stl	Min
		FG-FGA	FG-FGA	FT-FTA	FG-FGA	FG-FGA	FT-FTA	Off	Def	Total							
01	KELLY, Micaela	3-6	0-1	0-0	4	1	5	4	6	3	0	0	1	25			
02	MOORE, Tinara	13-21	0-0	10-10	3	9	12	4	36	2	0	1	0	33			
03	HUDSON, Presley	6-14	5-8	0-0	0	3	3	2	17	13	2	1	1	39			
10	BREEN, Cassie	3-10	0-6	0-0	1	2	3	2	6	0	0	1	0	38			
13	FROST, Reyna	7-14	0-1	6-6	4	5	9	2	20	2	2	2	0	39			
04	WATERS, Maddy	2-2	1-1	1-1	0	0	1	1	6	0	0	0	0	13			
05	SWARY, Aleah	0-3	0-2	0-0	0	0	0	0	0	0	0	1	0	5			
11	KARASINSKI, Sophia	0-0	0-0	0-0	0	0	0	0	0	0	0	0	0	1			
21	ROBINSON, Jaeda	0-0	0-0	0-0	0	1	1	0	0	0	0	0	0	0+			
50	BUSSELL, Kyra	0-2	0-0	0-0	1	2	3	1	0	0	0	0	0	7			
Team					2 2 4												
Totals		34-72	6-19	17-17	15	26	41	16	91	20	4	6	2	200			

1st - FG %: 8-23 34.8% 2nd: 9-16 56.3% 3rd: 7-15 46.7% 4th: 10-18 55.6% Game: 34-72 47.2% Deadball Rebounds 0  
 3FG %: 0-7 0.0% 4-7 57.1% 0-2 0.0% 2-3 66.7% 6-19 31.6% 17-17 100.0%

Officials: Jeff Cross, Tony Capasso, Lindsey VanDyken  
 Technical fouls: Northern Illinois-None. Central Michigan-None.  
 Attendance: 1614

Score by periods	1st	2nd	3rd	4th	Total
Northern Illinois	18	21	19	19	77
Central Michigan	18	29	18	26	91

Points	In	Off	2nd	Fast	Bench
NIU	36	8	10	6	6
CMU	46	4	11	12	6

Last FG - NIU 4th-00:45, CMU 4th-01:17.  
 Largest lead - NIU by 4 1st-04:12, CMU by 16 4th-01:17.  
 NIU led for 02:53, CMU led for 33:53. Game was tied for 03:14.

Score tied - 4 times.  
 Lead changed - 2 times.

GAME 26

Mount Pleasant, Mich. • McGuirk Arena • Feb. 21, 2018  
 Central Michigan 91, Northern Illinois 77

- Career highs, program records, season standards and a clincher. It was all there on Feb. 21 for Central Michigan as it downed Northern Illinois, 91-77, to clinch a share of the Mid-American Conference West Division title in front of 1,614 at McGuirk Arena.
- Senior Tinara Moore scored a career-high 36 points, Presley Hudson dished out a program-record 13 assists and Moore notched her record 65th block of the season.
- The Chippewas improved to 22-4, 14-1 MAC. Having already wrapped up a first-round MAC Tournament bye, the Chippewas turn their attention to the outright MAC West crown - a win on Saturday at Western Michigan will do it - and their second-consecutive outright overall regular-season conference championship.
- Moore finished 13 of 21 from the field and 10 of 10 from the line as she topped her previous career-best 35 points, which came in a 2016 game at Akron.
- Reyna Frost added 20 points and nine rebounds for CMU, and Hudson made 5 of her 8 3-point attempts en route to 17 points.
- Frost added two blocks for the Chippewas while Hudson added 17 points. Moore also grabbed a team-high 12 rebounds en route to her 12th double-double of the season.
- Hudson held the previous assist record (12) with Brandie Baker (2010). Hudson had 12 helpers in a game last season against North Dakota State.
- It was the 12th double-double of the season for Moore, who set the previous blocks mark with 64 last season. Moore's 36 points tie her for fourth with four other players for the fourth-highest scoring game in program history.
- In going 10 for 10 from the line, Moore recorded the 12th perfect free throw shooting game (with at least 10 attempts) in program history.
- Frost made all six of her charity tosses as the Chippewas finished 17 for 17 at the line, marking the fifth time that a CMU women's team has completed a perfect night at the charity stripe. CMU was 18 for 18 from the line in a Dec. 9, 2017 win over Indiana State.
- CMU led by five, 63-58, with under a minute to play in the third quarter. Frost hit two free throws to up the lead to 65-58. CMU bumped its lead to 14, 75-61, with about eight minutes remaining. NIU never got closer than nine the rest of the way.
- CMU outrebounded NIU, 41-32, and shot 47.2 percent (34 of 72) from the floor. Central Michigan committed a season-low four turnovers.
- Courtney Woods scored 30 points and Kelly Smith added 25 for the Huskies (13-13, 5-10) • It was CMU's seventh consecutive win over the Huskies, and its 17th win in its last 19 meetings with NIU.

## GAME RECAPS



Official Basketball Box Score -- Game Totals -- Final Statistics  
**Central Michigan vs Western Michigan**  
 2/24/18 2:00 p.m. at Kalamazoo, Mich. (University Arena)



### Central Michigan 78 • 23-4, 15-1 MAC

#	Player	Total			3-Ptr			Rebounds			PF	TP	A	TO	Blk	Stl	Min
		FG	FGA	FT	FTA	Off	Def	Total									
02	MOORE, Tinara	f	4-8	0-1	5-6	0	8	8	2	13	3	4	2	0	0	37	
13	FROST, Reyna	f	3-8	1-2	2-2	2	4	6	2	9	0	3	1	1	33		
01	KELLY, Micaela	g	3-10	0-5	2-4	1	5	6	2	8	0	3	0	0	30		
03	HUDSON, Presley	g	10-13	7-8	4-4	1	7	8	2	31	1	6	0	1	31		
10	BREEN, Cassie	g	4-6	3-5	0-0	1	6	7	2	11	2	1	0	1	38		
04	WATTERS, Maddy	g	1-4	1-2	0-0	1	0	1	1	3	1	2	0	0	14		
05	SWARY, Aleah	g	0-0	0-0	0-0	0	0	0	0	3	0	1	0	0	2		
11	KARASINSKI, Sophia	g	0-0	0-0	0-0	0	1	1	0	0	0	1	0	0	5		
33	BIRD, Gabrielle	g	0-0	0-0	0-0	0	0	0	0	0	0	0	0	1	1		
50	BUSSELL, Kyra	g	0-0	0-0	0-0	1	3	4	2	0	0	1	0	0	9		
	Team					2	3	5									
	Totals		25-49	12-23	16-20	9	37	46	13	78	7	23	3	4	200		

1st - FG %: 13-16 81.3% 2nd: 5-12 41.7% 3rd: 5-10 50.0% 4th: 2-11 18.2% Game: 25-49 51.0% Deadball Rebounds 2  
 3FG %: 7-7 100.0% 2-4 50.0% 0-6 0.0% 12-23 52.2% 0-0 0.0%  
 FT %: 0-0 0.0% 0-0 0.0% 5-6 83.3% 11-14 78.6% 16-20 80.0%

### Western Michigan 62 • 14-14, 7-9 MAC

#	Player	Total			3-Ptr			Rebounds			PF	TP	A	TO	Blk	Stl	Min
		FG	FGA	FT	FTA	Off	Def	Total									
10	Mobley, Breanna	f	5-13	0-0	2-2	2	5	7	0	12	2	2	1	1	31		
33	Hill, Marley	f	6-12	1-2	0-0	0	1	1	2	13	2	2	0	0	31		
04	Wimby, Deja	g	1-7	0-2	0-0	0	1	3	2	1	1	0	1	0	18		
14	Smith, Najee	g	2-9	2-7	1-2	0	0	0	2	7	3	0	0	2	28		
23	Walker, Jordan	g	4-12	2-7	0-0	1	2	3	5	10	0	2	1	5	34		
05	Farkic, Nina	g	4-7	1-3	0-0	1	0	1	1	9	1	0	2	1	23		
15	Carlisle, Aneisha	g	0-0	0-0	0-0	0	0	0	0	0	0	0	0	0	0+		
22	Miller, Meredith	g	0-4	0-2	0-0	0	3	3	1	0	0	0	0	0	9		
32	Brooks, LaTondra	g	3-4	1-1	2-2	0	2	2	4	9	3	0	0	3	21		
52	VanZanten, Emma	g	0-0	0-0	0-0	0	0	0	1	0	0	0	1	0	5		
	Team					1	3	4									
	Totals		25-68	7-24	5-6	5	17	22	19	62	12	7	5	13	200		

1st - FG %: 5-14 35.7% 2nd: 6-18 33.3% 3rd: 8-17 47.1% 4th: 6-19 31.6% Game: 25-68 36.8% Deadball Rebounds 2  
 3FG %: 1-5 20.0% 1-5 20.0% 2-5 40.0% 3-9 33.3% 7-24 29.2% 2-2 100.0%  
 FT %: 1-2 50.0% 2-2 100.0% 0-0 0.0% 0-0 0.0%

Officials: Barb Smith, Brad Maxey, Erika Herriman-Camarota  
 Technical fouls: Central Michigan-None. Western Michigan-None.  
 Attendance: 1276  
 WMU #23 Fouled Out at 14:8 - 2nd Half

Score by periods	1st	2nd	3rd	4th	Total
Central Michigan	33	12	18	15	78
Western Michigan	12	15	18	17	62

Last FG - CMU 4th-03:07, WMU 4th-00:06.  
 Largest lead - CMU by 26 2nd-05:29, WMU None.  
 CMU led for 39:41, WMU led for 00:00. Game was tied for 00:19.  
 Score tied - 0 times.  
 Lead changed - 0 times.

## GAME 27

Kalamazoo, Mich. • University Arena • Feb. 24, 2018  
 Central Michigan 78, Western Michigan 62

- Presley Hudson scored a season-high 31 points on Feb. 24 as Central Michigan clinched the Mid-American Conference West Division title with a 78-62 win over rival Western Michigan at the Broncos' University Arena. It is CMU's third consecutive MAC West title.
- The Chippewas improved to 23-4, 15-1 MAC and are one game ahead of East-leading Buffalo, which improved to 14-2 in the MAC with a 70-53 win over Ohio on Saturday.
- Hudson hit seven of her eight 3-point attempts — she was 5 for 5 in the first quarter — in upping her season total to a program-record 105. Hudson passed Niki DiGuilio, who made 100 3-pointers in 2013-14. Hudson was 10 for 13 from the floor overall, and made all four of her free throw attempts.
- Tinara Moore added 13 points for CMU and also shared the team-lead with Hudson for rebounds with eight apiece. Cassie Breen added 11 points for the Chippewas.
- Central Michigan took the lead and ran with it from the opening tip. Freshman Maddy Watters hit a 3-pointer midway through the second quarter to give the Chippewas their largest lead, 26 points, at 40-14.
- Western Michigan never got closer than 15 in the second half.
- The Chippewas dominated the boards with 46 rebounds to Western Michigan's 22.
- CMU drained 12 of 23 3-point attempts — the Chippewas were a blistering 9 for 11 in the first half — and finished 25 of 49 (51 percent) from the floor.
- Marley Hill lead the Broncos with 13 points.



Official Basketball Box Score -- Game Totals -- Final Statistics  
**Ball State vs Central Michigan**  
 2/28/18 7 p.m. at Mount Pleasant, Mich. (McGuirk Arena)



### Ball State 80 • 23-5, 12-5

#	Player	Total			3-Ptr			Rebounds			PF	TP	A	TO	Blk	Stl	Min
		FG	FGA	FT	FTA	Off	Def	Total									
03	GRANDE, Carmen	*	3-8	0-1	0-0	0	5	5	4	6	9	5	2	5	37		
20	FRAZIER, Frannie	*	5-10	1-4	0-0	0	1	1	3	11	0	1	0	1	25		
22	WASHINGTON, Destiny	*	2-5	0-0	3-4	0	5	5	1	7	1	4	0	0	23		
24	SAMZ, Jasmin	*	4-7	2-4	0-0	0	4	4	1	10	2	2	1	0	35		
33	MONACO, Moriah	*	7-17	3-10	1-2	2	5	7	2	18	0	1	1	0	36		
05	HOWARD-BASS, Maliah	g	0-0	0-0	0-0	0	1	1	0	1	1	0	0	0	8		
31	PENNY, Nakeya	g	7-9	4-6	0-0	0	1	1	0	18	1	2	0	0	14		
32	BROWN, Oshlynn	g	4-7	0-0	2-2	3	5	8	1	10	1	1	1	0	19		
34	WALKER, Aliyah	g	0-0	0-0	0-0	0	0	0	0	0	0	0	0	0	3		
	Team					2	2	4									
	Totals		32-63	10-25	6-8	7	29	36	13	80	15	18	5	6	200		

1st - FG %: 9-17 52.9% 2nd: 10-17 58.8% 3rd: 7-14 50.0% 4th: 6-15 40.0% Game: 32-63 50.8% Deadball Rebounds 2  
 3FG %: 3-6 50.0% 2-5 40.0% 4-6 66.7% 1-8 12.5% 10-25 40.0%  
 FT %: 0-0 0.0% 0-0 0.0% 3-4 75.0% 1-2 50.0% 6-8 75.0%

### Central Michigan 88 • 24-4, 16-1

#	Player	Total			3-Ptr			Rebounds			PF	TP	A	TO	Blk	Stl	Min
		FG	FGA	FT	FTA	Off	Def	Total									
01	KELLY, Micaela	*	6-12	3-6	0-0	1	1	2	3	15	1	2	2	3	35		
02	MOORE, Tinara	*	8-14	0-1	3-3	6	5	11	1	19	5	2	1	1	38		
03	HUDSON, Presley	*	8-17	3-6	7-7	1	8	9	1	26	5	3	0	0	40		
10	BREEN, Cassie	*	5-14	3-12	0-0	0	2	2	1	13	1	1	0	0	35		
13	FROST, Reyna	*	5-13	0-1	1-1	3	5	8	1	11	3	1	1	3	32		
04	WATTERS, Maddy	g	0-1	0-0	0-0	0	0	0	0	0	0	1	1	0	5		
05	SWARY, Aleah	g	1-4	1-3	0-0	0	0	0	0	3	0	0	0	1	10		
50	BUSSELL, Kyra	g	0-1	0-0	1-2	1	0	1	1	1	0	0	0	0	5		
	Team					2	3	5									
	Totals		33-76	10-29	12-13	14	24	38	8	88	16	10	4	8	200		

1st - FG %: 8-19 42.1% 2nd: 7-20 35.0% 3rd: 9-21 42.9% 4th: 9-16 56.3% Game: 33-76 43.4% Deadball Rebounds 1  
 3FG %: 3-7 42.9% 2-7 28.6% 2-12 16.7% 3-3 100.0% 10-29 34.5%  
 FT %: 1-1 100.0% 0-0 0.0% 6-6 100.0% 5-6 83.3%

Officials: Cameron Inouye, Rod Creech, Tom Hallead  
 Technical fouls: Ball State-None. Central Michigan-None.  
 Attendance: 2132

Score by periods	1st	2nd	3rd	4th	Total
Ball State	23	22	21	14	80
Central Michigan	20	16	26	26	88

Last FG - BALLST 4th-00:06, CMU 4th-00:19.  
 Largest lead - BALLST by 12 3rd-08:57, CMU by 8 4th-00:30.  
 BALLST led for 30:31, CMU led for 08:23. Game was tied for 01:01.  
 Score tied - 2 times.  
 Lead changed - 2 times.

## GAME 28

Mount Pleasant, Mich. • McGuirk Arena • Feb. 28, 2018  
 Central Michigan 88, Ball State 80

- In what will surely go down as one of the most memorable nights in Central Michigan women's basketball history, the Chippewas came back from a nine-point deficit in the fourth quarter on Wednesday to top Ball State, 88-80, and clinch a share of the Mid-American Conference regular-season championship before a loud and proud 2,132 fans at McGuirk Arena.
- Perhaps, but for one night, one oh so memorable and emotional night, the Chippewas could bask in the glory of their hard work as the cut down the nets inside McGuirk Arena, celebrating with teammates, the coaching staff, and the fans.
- It was perhaps most special for the likes of Breen and Tinara Moore, two seniors (along with Aleah Swary and Amani Corley) who have been at the core of a program that has now won back-to-back regular-season titles, the first time the program has accomplished that feat since the mid-1980s.
- Breen entered the fourth quarter having made just one of her 10 3-point field goal attempts on the night. But she delivered when it mattered most.
- The Chippewas trailed by nine, 73-64, with just over eight minutes remaining, then went on a 20-3 tear, feeding off the energy of the crowd that grew into a frenzy. Breen drilled a 3-pointer from the right corner with 2:10 remaining to put CMU up, 78-76. It was CMU's first lead since midway through the first quarter.
- Sixty-one seconds later, Breen hit another triple from nearly the same spot on the court, making it 81-76. Kyra Bussell then added a free throw and Presley Hudson hit two charity tosses to up it to 84-76 with 30 seconds left.
- All five CMU starters scored in double figures. Hudson finished with 26 points, Moore had 19, Micaela Kelly added 15, Breen had 13, and Reyna Frost added 11. Moore finished with 11 rebounds for her team-leading 13th double-double of the season.
- Nakeya Penny and Moriah Monaco scored 18 points apiece to lead the Cardinals (23-5, 12-5).
- Without question, the McGuirk Arena crowd was a difference-maker, particularly in the fourth quarter. CMU trailed 45-36 at halftime, and was down by as many as 12 points in the third quarter.
- Perhaps overshadowed, understandably, by the victory, the dramatic fourth quarter, and the title share, were three CMU milestones.
- Breen became CMU's all-time leader in 3-pointers. Her second triple of the fourth quarter, the one that put CMU up 81-76 and was, perhaps, the biggest shot of the night, was the 289th of her career. She passed Niki DiGuilio, who made 288 from 2010-14.
- Frost, the MAC's leading rebounder at 12 per game, finished with eight boards which put her over 1,000 for her career. The junior is the sixth player in program history to have reached the 1,000 plateau.
- The win was Guevara's 200th as CMU's coach.

## GAME RECAPS



Official Basketball Box Score - Game Totals - Final Statistics  
**Central Michigan vs TOLEDO**  
 03/03/18 2:00 p.m. at Toledo, Ohio (Savage Arena)



### Central Michigan 72 • 25-4 (17-1 MAC)

#	Player	Total		3-Ptr		Rebounds			PF	TP	A	TO	Blk	Stl	Min		
		FG	FGA	FG	FGA	FT	FTA	Off								Def	Tot
02	MOORE, Tinara	8	11	0	2	2	3	0	12	12	1	18	2	4	0	39	
13	FROST, Reyna	5	10	0	0	3	5	8	3	13	1	2	1	2	2	28	
01	KELLY, Micaela	5	9	1	5	0	0	2	3	5	4	11	2	1	0	25	
03	HUDSON, Presley	4	14	2	8	4	4	1	6	7	1	14	9	5	0	40	
10	BREEN, Cassie	2	7	1	2	3	3	0	4	4	2	8	2	2	0	40	
04	WATTERS, Maddy	0	0	0	0	0	0	0	0	0	1	0	1	1	0	16	
50	BUSSELL, Kyra	3	5	0	0	2	2	0	2	0	1	8	1	2	0	12	
Team																	
Totals		27	56	4	17	14	17	9	31	40	13	72	18	17	1	4	200

1st - FG %: 8-13 61.5% 2nd: 4-14 28.6% 3rd: 8-16 50.0% 4th: 7-13 53.8% Game: 27-56 48.2% Deadball Rebounds: 1  
 3FG %: 3-7 42.9% 1-5 20.0% 0-5 0.0% 4-17 23.5%  
 FT %: 3-3 100.0% 3-6 50.0% 4-4 100.0% 14-17 82.4%

### TOLEDO 67 • 17-13 (8-10 MAC)

#	Player	Total		3-Ptr		Rebounds			PF	TP	A	TO	Blk	Stl	Min		
		FG	FGA	FG	FGA	FT	FTA	Off								Def	Tot
35	WOODY, Jada	1	4	0	1	1	2	1	0	1	4	3	0	2	0	11	
15	MCINTYRE, Kaayla	7	11	0	0	1	1	2	7	9	4	15	5	3	0	31	
02	BOYD, Mikaela	5	13	0	1	2	2	0	3	3	1	12	4	3	1	33	
03	SANTUCCI, Mariella	4	13	1	4	1	1	0	0	0	3	10	5	2	0	34	
11	BRAVO-HARRIOTT, Jay	4	8	4	7	0	0	3	1	4	3	12	2	0	0	33	
00	CUNNINGHAM, Olivia	2	10	1	5	0	0	0	1	1	2	5	2	1	0	17	
01	ROKKANEN, Sara	0	0	0	0	0	0	0	0	0	0	2	0	0	0	2	
05	ST-FORT, Sarah	1	3	0	0	0	0	1	0	1	2	2	1	0	0	11	
23	BEACHAM, Tanaya	3	3	0	0	0	0	2	6	8	0	6	1	0	0	12	
24	RASMUSSEN, Michaela	1	4	0	0	0	0	1	2	3	0	2	0	1	0	16	
Team																	
Totals		28	69	6	18	5	6	11	21	32	19	67	22	12	1	3	200

1st - FG %: 6-19 31.6% 2nd: 12-18 66.7% 3rd: 4-16 25.0% 4th: 6-16 37.5% Game: 28-69 40.6% Deadball Rebounds: 0,1  
 3FG %: 1-7 14.3% 3-4 75.0% 0-3 0.0% 2-4 50.0%  
 FT %: 1-1 100.0% 2-2 100.0% 0-0 0.0% 2-3 66.7% 5-6 83.3%

Officials: Bob Enterline, Matt Balster, Chris Minor  
 Technical fouls: Central Michigan-None. TOLEDO-None.  
 Attendance: 4837

Score by periods	1st	2nd	3rd	4th	Total
Central Michigan	22	13	19	18	72
TOLEDO	14	29	8	16	67

Points	In	Off	2nd	Fast	Bench
Rebounds	Paint	T/O	Chance	Break	
CMU	38	16	14	2	8
TOLEDO	30	17	10	4	15

Last FG - CMU 4th-04:13, TOLEDO 4th-01:41.  
 Largest lead - CMU by 11 1st-00:21, TOLEDO by 8 2nd-00:38.  
 CMU led for 26:36. TOLEDO led for 11:02. Game was tied for 02:22.

Score tied - 3 times.  
 Lead changed - 3 times.

## GAME 29

Toledo, Ohio • Savage Arena • March 3, 2018  
 Central Michigan 72, Toledo 67

- Outright Mid-American Conference regular-season champions for the second consecutive year. A feat that hasn't been done for more than 30 years. Feels great. And now, the focused and motivated Chippewas have Cleveland on the mind.
- The Central Michigan women's basketball team completed a remarkable 17-1 run through the Mid-American Conference on Saturday with a 72-67 come-from-behind victory over Toledo at the Rockets' Savage Arena.
- The win lifted CMU to 25-4, 17-1 MAC. It is the second-highest win total in program history. The 1983-84 team finished 27-3, and that was also the last time the program won back-to-back MAC regular-season championships.
- The grind-it-out win didn't come easily as the Rockets held an eight-point lead, 47-39, with under seven minutes left in the third quarter.
- Tinara Moore, who scored just two points in the first half, drained two free throws to spark a 15-0 run that swung the game in the Chippewas' favor.
- Moore had a team-high 18 points and 12 rebounds. It was the senior's 14th double-double of the season.
- Presley Hudson added 14 points while dishing out nine assists for CMU. She also had seven rebounds. Reyna Frost and Micaela Kelly had 13 and 11 points, respectively. Frost, who did not have a rebound during the first half, finished with eight.
- Kaayla McIntyre led Toledo with 15 points. Jay-Ann Bravo-Harriott and Mikaela Boyd added 12 points apiece.
- CMU drained 27 of 56 field goal attempts (48.2 percent) and went 82.4 percent at the free throw line.
- The Chippewas outrebounded the Rockets, 40-32.



Official Basketball Box Score - Game Totals - Final Statistics  
**Eastern Michigan vs Central Michigan**  
 03-07-18 12 p.m. at Cleveland, Ohio (Quicken Loans Arena)



### Eastern Michigan 64 • 11-20

#	Player	Total		3-Ptr		Rebounds			PF	TP	A	TO	Blk	Stl	Min		
		FG	FGA	FG	FGA	FT	FTA	Off								Def	Tot
24	JACKSON, Emoni	1	4	0	1	0	0	3	2	5	2	2	0	0	1	19	
01	DAILEY, Sasha	5	16	0	5	3	5	1	4	5	1	13	2	0	1	31	
14	LEWIS, Courtnee	5	16	0	0	2	3	0	4	4	1	12	0	1	0	32	
20	CARDWELL, Corriane	1	5	0	0	2	2	0	1	1	3	4	0	0	0	21	
23	MINOTT, Danielle	11	21	3	7	2	2	0	3	3	4	27	0	1	1	31	
00	SUAREZ, Tiffany	0	0	0	0	0	0	0	0	0	0	0	0	1	0	0	
02	AGOSTO, Juanita	1	3	0	0	1	2	2	1	3	0	1	0	1	0	16	
03	EASLEY, Tori	0	1	0	0	0	0	3	3	6	1	0	0	0	0	15	
05	MITCHELL, Nailah	0	0	0	0	0	0	0	0	0	0	0	0	0	0	0+	
31	ENABULELE, Lorraine	0	0	0	0	0	0	0	0	0	1	0	0	0	0	2	
42	ROBINSON, Micah	1	8	0	2	1	1	1	3	4	3	3	2	3	0	32	
Team																	
Totals		25	74	3	15	11	15	11	23	34	17	64	4	7	3	13	200

1st - FG %: 2-9 22.2% 2nd: 7-18 38.9% 3rd: 9-19 47.4% 4th: 9-19 47.4% Game: 25-74 33.8% Deadball Rebounds: 4  
 3FG %: 0-3 0.0% 0-2 0.0% 0-5 0.0% 3-5 60.0%  
 FT %: 1-2 50.0% 2-3 66.7% 6-8 75.0% 2-2 100.0% 11-15 73.3%

### Central Michigan 67 • 26-4

#	Player	Total		3-Ptr		Rebounds			PF	TP	A	TO	Blk	Stl	Min		
		FG	FGA	FG	FGA	FT	FTA	Off								Def	Tot
10	BREEN, Cassie	5	14	2	8	2	4	0	7	7	3	14	0	1	0	39	
13	FROST, Reyna	4	7	0	0	6	6	4	10	14	1	14	3	3	2	40	
02	MOORE, Tinara	7	14	0	1	3	4	3	5	8	3	17	1	6	3	34	
01	KELLY, Micaela	5	9	0	1	0	1	1	4	5	2	10	0	6	2	36	
03	HUDSON, Presley	4	13	1	7	1	1	0	2	2	5	10	4	4	1	30	
04	WATTERS, Maddy	0	0	0	0	0	0	0	0	0	1	0	0	2	0	9	
05	SWARY, Aleah	0	0	0	0	0	0	0	2	2	1	0	0	0	0	6	
50	BUSSELL, Kyra	1	1	0	0	0	0	0	3	3	0	2	0	1	0	6	
Team																	
Totals		26	58	3	17	12	16	12	38	50	16	67	8	23	9	5	200

1st - FG %: 9-17 52.9% 2nd: 6-14 42.9% 3rd: 7-16 43.8% 4th: 4-11 36.4% Game: 26-58 44.8% Deadball Rebounds: 1  
 3FG %: 2-8 25.0% 0-3 0.0% 1-4 25.0% 0-2 0.0% 3-17 17.6%  
 FT %: 1-1 100.0% 2-3 66.7% 2-2 100.0% 7-10 70.0%

Officials: Tim Daley, Frank Steratore, Erika Herriman, Michelle Del Duco  
 Technical fouls: Eastern Michigan-None. Central Michigan-None.  
 Attendance:

2018 MAC Tournament Presented by VisitMyrtleBeach.com  
 Game #5 - winner advances to the semifinals Friday, March 9  
 CMU #3 fouls out with :14 remaining

Score by periods	1st	2nd	3rd	4th	Total
Eastern Michigan	5	16	20	23	64
Central Michigan	21	14	17	15	67

Points	In	Off	2nd	Fast	Bench
Rebounds	Paint	T/O	Chance	Break	
EMU	42	11	9	14	6
CMU	42	3	9	8	2

Last FG - EMU 4th-00:41, CMU 4th-03:53.  
 Largest lead - EMU None, CMU by 21 2nd-05:05.  
 EMU led for 00:00. CMU led for 38:42. Game was tied for 01:18.

Score tied - 1 time.  
 Lead changed - 0 times.

## GAME 30

Cleveland, Ohio • Quicken Loan Arena • March 7, 2018  
 No. 1 seed Central Michigan 67, No. 9 seed Eastern Michigan 64

- Central Michigan survived a late Eastern Michigan charge on March 7, emerging with a 67-64 victory in a Mid-American Conference Tournament quarterfinal game at Quicken Loans Arena.
- The Chippewas entered the tournament as the regular-season champion and the No. 1 seed. And it looked early like they would cruise past the No. 9 Eagles, building a 21-point lead midway through the second quarter.
- CMU's lead was a seemingly comfortable 13, 62-49, with just over three minutes to play in the game, when Eastern made a charge. The Eagles twice pulled to within one, the second time with 41 seconds left.
- Reyna Frost hit two free throws with 19 seconds to play for the final margin, and the Eagles' Danielle Minott's 3-pointer at the buzzer missed.
- All five CMU starters finished in double figures, accounting for 65 of CMU's points. Tinara Moore had 17 points, Cassie Breen and Frost had 14 apiece, and Micaela Kelly and Presley Hudson had 10 each.
- Frost finished with 14 rebounds for her 14th double-double of the season and the 29th of her career. Moore had eight rebounds.
- Frost, a 6-foot junior, surpassed the 1,000-point plateau for her career. She is the 30th Chippewa to have scored 1,000 career points.
- First, the good: CMU outrebounded the Eagles, 50-34; and held Eastern to 33.8 percent shooting, including 25.7 percent in the first half. CMU led, 35-21, at the break.
- The Chippewas finished 12 of 16 from the free throw line, including five of six in the fourth quarter. Frost made all four of her free throw attempts in the final 54 seconds, and was good on all six of her attempts in the game.
- The not-so-good: The Chippewas committed 23 turnovers, trying for their second-highest total on the season; and they finished just 3 for 17 from 3-point range. The three triples was a season low.
- Hudson, the Chippewas' junior point guard, fouled out with under 21 seconds to play and the Chippewas clinging to their lead
- A year ago, the Chippewas dropped their tournament opener to rival Western Michigan, 67-63, as the Broncos rallied late.



## GAME RECAPS



**Official Basketball Box Score – Game Totals – Final Statistics**  
**Miami vs Central Michigan**  
 03-09-18 11 a.m. at Cleveland, Ohio (Quicken Loans Arena)



### Miami 58 • 21-10

##	Player	Total			3-Ptr			Rebounds			PF	TP	A	T	Blk	Stl	Min
		FG-FGA	FT-FTA	FT%	FG-FGA	FT-FTA	FT%	Off	Def	Tot							
32	KLUESNER, Savannah	3-6	0-0	0-0	2	4	6	3	6	2	0	0	2	23			
40	McCOY, Kendall	4-7	2-4	0-0	1	4	5	1	10	2	0	0	1	30			
13	DICKERSON, Lauren	7-28	2-16	5-6	2	2	4	2	21	4	0	0	39				
15	BROWN, Kayla	0-5	0-1	4-4	2	0	2	4	4	1	0	0	1	27			
24	REID, Baleigh	3-4	1-1	0-0	1	2	3	0	7	2	0	0	1	31			
21	PURVIS, Leah	3-11	2-8	0-0	0	1	1	0	8	0	0	0	22				
25	McDONAGH, Molly	1-2	0-0	0-0	3	4	7	3	2	1	2	2	23				
34	GALLOWAY, Megan	0-1	0-0	0-0	0	0	0	0	0	0	0	0	5				
	Team				2	1	3										
	<b>Totals</b>	<b>21-64</b>	<b>7-30</b>	<b>9-10</b>	<b>13</b>	<b>18</b>	<b>31</b>	<b>13</b>	<b>58</b>	<b>12</b>	<b>6</b>	<b>0</b>	<b>7</b>	<b>200</b>			

1st - FG %: 3-15 20.0%    2nd: 5-16 31.3%    3rd: 6-15 40.0%    4th: 7-18 38.9%    Game: 21-64 32.8%    Deadball Rebounds 1  
 3FG %: 2-8 25.0%    2-6 33.3%    1-7 14.3%    2-9 22.2%    7-30 23.3%    11-26 42.3%  
 FT %: 2-2 100.0%    3-4 75.0%    4-4 100.0%    0-0 0.0%

### Central Michigan 61 • 27-4

##	Player	Total			3-Ptr			Rebounds			PF	TP	A	T	Blk	Stl	Min
		FG-FGA	FT-FTA	FT%	FG-FGA	FT-FTA	FT%	Off	Def	Tot							
13	FROST, Reyna	9-15	0-2	0-0	3	9	12	0	18	2	2	3	1	37			
02	MOORE, Tinara	3-7	0-0	1-2	3	10	13	1	7	1	3	3	0	38			
01	KELLY, Micaela	6-9	2-2	2-2	2	1	3	2	16	3	2	0	0	38			
03	HUDSON, Presley	3-10	2-7	2-2	0	5	5	3	10	1	3	0	0	28			
10	BREEN, Cassie	2-7	0-3	2-2	0	1	1	2	6	0	0	0	0	39			
04	WATTERS, Maddy	2-3	0-1	0-0	1	0	1	1	4	0	0	0	0	14			
05	SWARY, Aleah	0-0	0-0	0-0	0	0	0	0	0	0	1	0	0	1			
50	BUSSELL, Kyra	0-1	0-0	0-0	0	2	2	1	0	0	1	1	0	5			
	Team				0	0	0										
	<b>Totals</b>	<b>25-52</b>	<b>4-15</b>	<b>7-8</b>	<b>9</b>	<b>28</b>	<b>37</b>	<b>10</b>	<b>61</b>	<b>7</b>	<b>13</b>	<b>7</b>	<b>1</b>	<b>200</b>			

1st - FG %: 8-15 53.3%    2nd: 3-9 33.3%    3rd: 8-16 50.0%    4th: 6-12 50.0%    Game: 25-52 48.1%    Deadball Rebounds 1,2  
 3FG %: 2-7 28.6%    0-1 0.0%    2-4 50.0%    0-3 0.0%    4-15 26.7%    11-26 42.3%  
 FT %: 3-4 75.0%    0-0 0.0%    0-0 0.0%    4-4 100.0%

Officials: Mike McConnell, Angie Enlund and Mark Resch  
 Technical fouls: Miami-None. Central Michigan-None.  
 Attendance: 1655  
 2018 MAC Tournament Presented by VisitMyrtleBeach.com  
 Game 9 – winner advances to the championship game Saturday, March 10, at 11 am

Score by periods	1st	2nd	3rd	4th	Total
Miami	10	15	17	16	58
Central Michigan	21	6	18	16	61

Last FG - MIAMI 4th-02:38, CMU 4th-01:04.  
 Largest lead - MIAMI by 3 4th-02:38, CMU by 15 2nd-07:05.  
 MIAMI led for 04:57, CMU led for 27:30. Game was tied for 07:33.

	In	Off	2nd	Fast	Bench
Points	Paint	T/O	Chance	Break	
MIAMI	18	11	2	2	10
CMU	38	6	10	2	4

Score tied - 10 times.  
 Lead changed - 12 times.

## GAME 31

**Cleveland, Ohio • Quicken Loan Arena • March 9, 2018**  
**No. 1 seed Central Michigan 61, No. 4 seed Miami 58**

- With its top two scorers held to sub-par performances, Central Michigan got superb efforts from Reyna Frost and Micaela Kelly on March 9 in holding off Miami (Ohio), 61-58, in a Mid-American Conference Women's Basketball Tournament semifinal at Quicken Loans Arena.
- Frost had 18 points and 12 rebounds and Kelly added 16 points as CMU improved to 27-4, tying the program record for victories in a season.
- Moore, the MAC Player of the Year, was held to seven points -- she did, however, haul down a game-high 13 rebounds -- and Hudson, who finished runner-up to Moore in league player-of-the-year balloting, had 10 points. Combined, the pair entered the contest averaging nearly 38 points per game. They were a combined six for 17 from the field on Friday.
- It was Frost, a Second Team All-MAC pick, who picked up the slack, hit big buckets, and grabbed critical rebounds down the stretch. Her jumper from the left baseline -- off a Kelly assist -- put CMU in front for good, 59-58, with 1:04 left.
- Frost finished 9 of 15 from the floor and had two blocks in 37 minutes. She did it all without committing a single foul. Frost had 14 points, 14 rebounds and matched her career high with four steals in Wednesday's nail-biting quarterfinal win over Eastern Michigan.
- Cassie Breen hit two free throws with 9.5 seconds remaining for the final margin. Miami (21-10) missed three 3-point tries as the clock wound down.
- It was Frost's 15th double-double of the season and the 30th of her career.
- Miami sophomore Lauren Dickerson scored 21 points and proved to be a very difficult matchup for the Chippewas. The spark plug 5-foot-3 guard finished seven of 28 from the floor, including two of 16 from 3-point range. The First Team All-MAC pick entered the game averaging 19.8 points.
- It often fell on the shoulders of Kelly, a redshirt freshman, to bird-dog Dickerson.
- Even more pressure fell to Kelly when Hudson, the point guard, went to the bench with two fouls late in the first quarter and sat for the entire second. The Chippewas also got solid play from freshman guard Maddy Watters while Hudson sat. Watters scored four points, grabbed a rebound and did not commit a turnover in 14 minutes.
- CMU led 21-10 after one quarter, but went scoreless over the final 7-plus minutes of the second quarter and watched its lead dwindle to just two, 27-25. It was CMU's lowest first-half point total of the season.



**Official Basketball Box Score – Game Totals – Final Statistics**  
**Buffalo vs Central Michigan**  
 03-10-18 11 a.m. at Cleveland, Ohio (Quicken Loans Arena)



### Buffalo 91 • 27-5

##	Player	Total			3-Ptr			Rebounds			PF	TP	A	T	Blk	Stl	Min
		FG-FGA	FT-FTA	FT%	FG-FGA	FT-FTA	FT%	Off	Def	Tot							
00	HEMPHILL, Summer	5-9	0-0	3-4	4	3	7	3	13	1	0	0	4	32			
31	OURSLER, Cassie	2-4	0-0	0-0	0	2	2	4	0	2	0	2	4	14			
01	REID, Stephanie	6-14	1-2	2-3	3	0	3	2	15	4	3	0	2	30			
05	UPS, Katherine	0-2	0-1	2-4	2	1	3	4	2	0	1	0	0	19			
24	DILLARD, Cierra	6-20	5-15	9-10	0	2	2	3	26	10	0	0	4	39			
11	ONWUKA, Theresa	0-3	0-0	2-2	1	0	1	2	2	0	0	0	0	16			
12	WILKINS, Courtney	2-2	2-2	0-0	1	1	2	6	0	0	0	0	5				
13	JONES, Autumn	4-12	3-6	2-3	1	3	4	2	13	0	0	0	1	18			
21	SUCHAN, Mariah	3-5	0-0	0-0	4	0	4	4	6	0	0	0	2	20			
32	MORRISON, Brittany	2-3	0-0	0-0	0	3	3	2	4	0	0	0	0	7			
	Team				2	1	3										
	<b>Totals</b>	<b>30-74</b>	<b>11-26</b>	<b>20-26</b>	<b>18</b>	<b>16</b>	<b>34</b>	<b>27</b>	<b>91</b>	<b>17</b>	<b>5</b>	<b>2</b>	<b>13</b>	<b>200</b>			

1st - FG %: 4-15 26.7%    2nd: 10-21 47.6%    3rd: 8-19 42.1%    4th: 8-19 42.1%    Game: 30-74 40.5%    Deadball Rebounds 2  
 3FG %: 2-8 25.0%    3-6 50.0%    3-5 60.0%    3-7 42.9%    11-26 42.3%  
 FT %: 4-4 100.0%    3-4 75.0%    2-2 100.0%    11-16 68.8%

### Central Michigan 96 • 28-4

##	Player	Total			3-Ptr			Rebounds			PF	TP	A	T	Blk	Stl	Min
		FG-FGA	FT-FTA	FT%	FG-FGA	FT-FTA	FT%	Off	Def	Tot							
02	MOORE, Tinara	6-10	0-0	5-8	4	10	14	2	17	2	3	2	0	40			
13	FROST, Reyna	3-8	1-1	3-4	3	8	11	5	10	2	2	0	1	33			
01	KELLY, Micaela	8-11	5-6	5-6	4	2	6	5	26	4	2	0	0	38			
03	HUDSON, Presley	7-16	3-8	9-10	0	5	5	1	26	4	5	0	0	40			
10	BREEN, Cassie	4-8	2-6	0-0	0	2	2	4	10	4	3	0	1	33			
04	WATTERS, Maddy	1-1	1-1	0-0	0	1	2	3	0	1	1	0	0	8			
05	SWARY, Aleah	0-0	0-0	1-2	0	0	0	0	1	0	0	0	0	1			
33	BIRD, Gabrielle	1-2	0-0	0-0	0	0	0	0	2	0	0	0	0	4			
50	BUSSELL, Kyra	0-0	0-0	1-2	0	0	0	1	0	1	0	1	0	3			
	Team				3	2	5										
	<b>Totals</b>	<b>30-56</b>	<b>12-22</b>	<b>24-32</b>	<b>14</b>	<b>30</b>	<b>44</b>	<b>19</b>	<b>96</b>	<b>16</b>	<b>17</b>	<b>3</b>	<b>2</b>	<b>200</b>			

1st - FG %: 10-21 47.6%    2nd: 5-11 45.5%    3rd: 10-15 66.7%    4th: 5-9 55.6%    Game: 30-56 53.6%    Deadball Rebounds 4  
 3FG %: 6-12 50.0%    2-4 50.0%    1-1 100.0%    1-2 50.0%    11-22 50.0%  
 FT %: 4-4 100.0%    3-4 75.0%    5-6 83.3%    3-4 75.0%    16-22 72.7%

Officials: Jesse Dickerson, Barb Smith and Michael McConnell  
 Technical fouls: Buffalo-TEAM. Central Michigan-None.  
 Attendance: 1655  
 2018 MAC Tournament Presented by VisitMyrtleBeach.com  
 Championship Game - winner receives the league's automatic bid to the NCAA  
 Buffalo bench technical at 6:27  
 CMU #1 fouled out w/ :36 left, CMU #13 fouled out w/ :27

Score by periods	1st	2nd	3rd	4th	Total
Buffalo	14	26	21	30	91
Central Michigan	26	17	26	27	96

	In	Off	2nd	Fast	Bench
Points	Paint	T/O	Chance	Break	
Buffalo	36	24	28	8	31
CMU	24	12	28	2	7

Last FG - BUF 4th-00:14, CMU 4th-03:03.  
 Largest lead - BUF by 1 1st-08:56, CMU by 14 4th-06:27.  
 BUF led for 00:42, CMU led for 38:03. Game was tied for 01:15.

## GAME 32

**Cleveland, Ohio • Quicken Loan Arena • March 10, 2018**  
**No. 1 seed Central Michigan 96, No. 2 seed Buffalo 91**

- And this was oh so sweet for Central Michigan women's basketball. The Chippewas finally earned the right to cut down the nets in Quicken Loans Arena, holding off hard-charging Buffalo, 96-91, on Saturday to win the Mid-American Conference Tournament for the first time since 2013.
- At long last the Chippewas reached the pinnacle in laying claim to the champion's right, an NCAA Tournament berth. They pulled off the double, adding the tourney crown to their regular-season league championship.
- But 2017-18 belonged to the Chippewas from the get-go as they were picked to win in the MAC in the preseason poll and they proved they are one of the very best mid-major programs in the country, rising to sixth in the CollegeInsider.com Top 25. Their 28th victory (against four losses) is a program record.
- It was CMU's second MAC Tournament title under 11th-year coach Sue Guevara. CMU will find out its NCAA Tournament destination and first-round opponent on ESPN's Selection Show on Monday (7 p.m.). A watch party beginning at 6 p.m. is scheduled for Hunter's Ale House in Mount Pleasant.
- CMU led by as many as 14 points in the fourth quarter before Buffalo (27-5) twice crept as close as four points, the last with 14 seconds to play. Presley Hudson hit a free throw with 10 seconds remaining, and Buffalo missed a 3-point try with 5 seconds left.
- Hudson rebounded, and the celebration was on.
- The Chippewas dogpiled at center court while Guevara and her coaching staff gathered in a prolonged and emotional group hug in front of the Chippewa bench.
- CMU's Reyna Frost was named the tournament most valuable player and was joined on the all-tournament team by teammates Tinara Moore and Micaela Kelly. Buffalo's Stephanie Reid and Cierra Dillard rounded out the five-member team.
- Kelly and Hudson scored 26 points apiece and finished a combined 8 for 14 from 3-point range. Frost had 10 points and 11 rebounds, her third double-double of the tournament and 16th of the season. Moore had 17 points and 14 rebounds.
- Dillard finished with 26 points and Reid had 15.
- Hudson turned in her best performance in CMU's three tournament games. And she did it while being defended by Reid, a tenacious senior guard who was injured with about five minutes remaining and did not return.
- The Chippewas made 12 of their 22 3-point tries and were 24 for 32 from the free throw line. Kelly, a redshirt freshman, finished 5 of 6 from 3-point range and her 26 points was a career high. The Chippewas outbounded the Bulls, 44-34.
- Hudson and Kelly combined for 52 points on 13 of 27 shooting.
- Frost became the third Chippewa, after Crystal Bradford (2013) and LaTanga Cox (1984), to earn the MAC Tournament MVP Award. Frost averaged 16.3 points and 13.3 rebounds in CMU's three games. She had a double-double in all games, and made 22 of her 39 field goal attempts and was 11 for 14 from the free throw line.



## GAME RECAPS

**Official Basketball Box Score -- Game Totals -- Final Statistics**  
**Central Michigan vs LSU**  
**03/17/18 11:20 a.m. at Columbus, Ohio (St. John Arena)**

**Central Michigan 78 • 29-4**

##	Player	Total			3-Ptr			Rebounds			PF	TP	A	TO	Blk	Stl	Min
		FG	FGA	FT	FTA	Off	Def	Tot									
02	Tinara Moore	f	9-13	0-1	7-9	1	6	7	2	25	1	5	0	0	0	40	
13	Reyna Frost	f	6-11	0-1	0-0	6	6	12	5	12	1	0	1	1	33		
01	Micaela Kelly	g	5-9	3-4	4-4	4	2	6	2	17	3	1	0	0	34		
03	Presley Hudson	g	4-14	2-8	2-2	0	4	4	2	12	8	4	0	0	40		
10	Cassie Breen	g	3-7	2-5	0-0	0	1	1	2	8	0	1	0	0	39		
04	Maddy Watters	g	0-0	0-0	0-0	1	1	2	0	0	0	0	0	0	7		
50	Kyra Bussell	g	1-2	0-0	2-2	1	1	2	1	4	0	0	0	0	7		
	<b>Team</b>					1	5	6			1						
	<b>Totals</b>		<b>28-56</b>	<b>7-19</b>	<b>15-17</b>	<b>14</b>	<b>26</b>	<b>40</b>	<b>14</b>	<b>78</b>	<b>13</b>	<b>12</b>	<b>3</b>	<b>1</b>	<b>200</b>		

1st - FG %:	11-19 57.9%	2nd: 5-13 38.5%	3rd: 9-16 56.3%	4th: 3-8 37.5%	Game: 28-56 50.0%	Deadball
3FG %:	3-7 42.9%	2-7 28.6%	1-3 33.3%	1-2 50.0%	7-19 36.8%	Rebounds
FT %:	0-0 0.0%	3-3 100.0%	3-4 75.0%	9-10 90.0%	15-17 88.2%	1,1

**LSU 69 • 19-10**

##	Player	Total			3-Ptr			Rebounds			PF	TP	A	TO	Blk	Stl	Min
		FG	FGA	FT	FTA	Off	Def	Tot									
05	Ayana Mitchell	f	7-10	0-0	2-2	7	2	9	2	16	0	1	0	2	40		
00	Chloe Jackson	g	8-22	1-5	7-8	1	2	3	1	24	3	1	1	0	40		
03	Khayla Pointer	g	4-9	0-2	0-0	0	0	0	1	8	0	0	0	1	18		
11	Raigyne Louis	g	5-15	1-3	2-2	1	7	8	3	13	6	0	1	3	38		
13	J. Richard-Harris	g	0-2	0-1	0-0	2	0	2	0	0	0	0	0	0	12		
02	Shanice Norton	g	2-7	0-1	0-0	0	1	1	3	4	1	0	0	0	23		
04	Raven Farley	g	0-0	0-0	0-0	0	1	1	3	0	0	0	1	0	9		
15	Y. Bidikuindia	g	1-1	0-0	0-0	0	0	0	1	2	0	0	0	0	12		
30	Jailin Cherry	g	1-3	0-2	0-0	2	0	2	1	2	0	0	0	0	8		
	<b>Team</b>					1	0	1									
	<b>Totals</b>		<b>28-69</b>	<b>2-14</b>	<b>11-12</b>	<b>14</b>	<b>13</b>	<b>27</b>	<b>15</b>	<b>69</b>	<b>10</b>	<b>2</b>	<b>3</b>	<b>6</b>	<b>200</b>		

1st - FG %:	7-19 36.8%	2nd: 8-17 47.1%	3rd: 7-16 43.8%	4th: 6-17 35.3%	Game: 28-69 40.6%	Deadball
3FG %:	0-4 0.0%	1-1 100.0%	1-4 25.0%	0-5 0.0%	2-14 14.3%	Rebounds
FT %:	2-3 66.7%	5-5 100.0%	0-0 0.0%	4-4 100.0%	11-12 91.7%	1,2

Officials: Lisa Mattingly, Kevin Pethtel, Chaney Muench  
 Technical fouls: Central Michigan-None, LSU-None.  
 Attendance:

Score by periods	1st	2nd	3rd	4th	Total
Central Michigan	25	15	22	16	78
LSU	16	22	15	16	69

Last FG - CMU 4th-04:30, LSU 4th-02:45.  
 Largest lead - CMU by 12 2nd-08:37, LSU by 2 1st-09:19.  
 CMU led for 35:58, LSU led for 02:15. Game was tied for 01:19.

**Official Basketball Box Score -- Game Totals -- Final Statistics**  
**Central Michigan vs Ohio State**  
**03/19/18 7:00 p.m. at Columbus, Ohio (St. John Arena)**

**Central Michigan 95 • 30-4**

##	Player	Total			3-Ptr			Rebounds			PF	TP	A	TO	Blk	Stl	Min
		FG	FGA	FT	FTA	Off	Def	Tot									
02	Tinara Moore	f	5-13	2-4	8-10	2	8	10	2	20	2	2	2	0	38		
13	Reyna Frost	f	3-7	0-1	2-2	4	9	13	5	8	3	0	1	2	32		
01	Micaela Kelly	g	6-13	3-4	0-0	4	1	5	3	15	3	2	0	0	40		
03	Presley Hudson	g	7-15	4-9	10-10	1	7	8	2	28	5	6	0	1	40		
10	Cassie Breen	g	6-11	5-9	5-5	0	3	3	2	22	1	0	0	2	40		
04	Maddy Watters	g	0-0	0-0	0-0	0	0	0	1	0	0	0	0	0	3		
50	Kyra Bussell	g	1-3	0-0	0-0	0	1	1	2	2	0	1	0	0	7		
	<b>Team</b>					2	4	6			1						
	<b>Totals</b>		<b>28-62</b>	<b>14-27</b>	<b>25-27</b>	<b>13</b>	<b>33</b>	<b>46</b>	<b>17</b>	<b>95</b>	<b>14</b>	<b>12</b>	<b>3</b>	<b>5</b>	<b>200</b>		

1st - FG %:	3-16 18.8%	2nd: 8-20 40.0%	3rd: 11-16 68.8%	4th: 6-10 60.0%	Game: 28-62 45.2%	Deadball
3FG %:	1-6 16.7%	4-9 44.4%	7-8 87.5%	2-4 50.0%	14-27 51.9%	Rebounds
FT %:	2-2 100.0%	5-5 100.0%	4-4 100.0%	14-16 87.5%	25-27 92.6%	2

**Ohio State 78 • 28-7**

##	Player	Total			3-Ptr			Rebounds			PF	TP	A	TO	Blk	Stl	Min
		FG	FGA	FT	FTA	Off	Def	Tot									
01	Stephanie Mavunga	f	7-12	0-0	2-4	9	6	15	3	16	0	3	3	2	28		
22	Alexa Hart	f	0-3	0-0	0-0	0	3	3	0	0	1	2	0	0	25		
03	Kelsey Mitchell	g	11-29	6-16	0-1	1	0	1	2	28	3	1	2	0	38		
04	Sierra Calhoun	g	3-10	3-8	0-0	1	3	4	2	9	2	2	0	0	33		
15	Linnæe Harper	g	5-10	1-2	3-3	1	5	6	3	14	5	2	0	2	29		
12	Savitha Jayaraman	g	0-0	0-0	0-0	0	0	0	0	0	0	0	0	0	0+		
14	Karlie Cronin	g	0-0	0-0	0-0	0	0	0	0	0	0	0	0	0	0+		
20	Asia Doss	g	2-5	1-1	3-4	0	0	0	3	8	1	0	0	2	24		
24	Makayla Waterman	g	0-2	0-1	1-2	2	2	4	3	1	2	3	0	1	17		
33	Jensen Caretti	g	1-2	0-1	0-0	0	0	0	2	1	0	0	0	0	6		
	<b>Team</b>					0	2	2									
	<b>Totals</b>		<b>29-73</b>	<b>11-29</b>	<b>9-14</b>	<b>14</b>	<b>21</b>	<b>35</b>	<b>19</b>	<b>78</b>	<b>14</b>	<b>12</b>	<b>5</b>	<b>9</b>	<b>200</b>		

1st - FG %:	6-16 37.5%	2nd: 2-13 15.4%	3rd: 8-21 38.1%	4th: 13-23 56.5%	Game: 29-73 39.7%	Deadball
3FG %:	0-8 0.0%	0-2 0.0%	3-9 33.3%	5-10 50.0%	11-29 37.9%	Rebounds
FT %:	0-0 0.0%	2-5 40.0%	6-8 75.0%	1-1 100.0%	9-14 64.3%	2

Officials: Lisa Mattingly, Robert Scofield, Tiara Cruse  
 Technical fouls: Central Michigan-None, Ohio State-None.  
 Attendance: 3571

Score by periods	1st	2nd	3rd	4th	Total
Central Michigan	9	25	33	28	95
Ohio State	15	6	25	32	78

Last FG - CMU 4th-01:24, OSU 4th-00:35.  
 Largest lead - CMU by 23 3rd-03:13, OSU by 10 1st-02:13.  
 CMU led for 27:32, OSU led for 10:12. Game was tied for 01:46.

## GAME 34

**Columbus, Ohio • St. John Arena • March 19, 2018**

**No. 11 seed Central Michigan 95, No. 3 seed Ohio State 78**

- A season-long, one-game-at-a-time, all-for-one mentality led to a historic victory for the Central Michigan women's basketball team Saturday.
- The Chippewas beat No. 24 LSU, 78-69, for the program's first NCAA Women's Basketball Tournament victory, and they did it by living up to what CMU coach Sue Guevara said about her team one day earlier.
- Unselfish, Guevara said, at a press conference. Once again, all five CMU starters had their moments. Mid-American Conference Player of the Year Tinara Moore held her own inside against LSU's Ayana Mitchell and Khayla Pointer. Moore finished with 25 points and seven rebounds.
- MAC Tournament Most Valuable Player Reyna Frost struggled with foul trouble but grabbed six of her 12 rebounds in the third quarter. She finished with 12 points. Junior guard Presley Hudson, who had 12 points and eight assists, hit key shots, including a running jumper at the end of the first quarter to give the Chippewas a 25-16 lead.
- CMU never trailed by more than two points and that was in the opening minutes. Each time the sixth-seeded Tigers made a run, the 11th-seeded Chippewas answered with one of their own.
- CMU will play the winner of the Ohio State-George Washington game on Monday in St. Johns Arena.
- Frost fouled out with 2:15 left in the game and CMU leading 74-67. The Chippewas finished the game with three freshmen on the court - guards Micaela Kelly and Maddy Watters and forward Kyra Bussell.
- Bussell finished with four points and two rebounds in seven minutes of action. Cheering and slapping the floor from the bench was Frost.
- As the clock ticked down, CMU fans - about 300 in St. Johns Arena on the campus of Ohio State University - stood, screamed and clapped as they sensed the history the Chippewas were chasing.
- In the final seconds, Hudson dribbled up the floor, smiled and slapped hands with Kelly. CMU was 0-3 in NCAA Tournament games entering the game, and it was the Chippewas' first tournament appearance since 2013.
- At 29-4, the Chippewas extended their program record for victories in a season.

- Before Saturday, Central Michigan women's basketball had never won a game in the NCAA Tournament. Now, coach Sue Guevara's Chippewas are headed to the Sweet 16.
- Presley Hudson scored 28 points and the Chippewas made 52 percent of their 3-point attempts in knocking off another giant on Monday night, topping Ohio State, 95-78, in the Buckeyes' St. John Arena in a second-round NCAA Tournament game.
- The Chippewas never blinked and never backed down against either opponent. When the final horn sounded, senior guard Cassie Breen threw the ball high in the air and ran to her teammates. The celebration that followed started on the court among players and coaches, extended into the stands to include the 250 CMU fans who traveled to the game and concluded with dancing and singing in the locker room.
- CMU (30-4) advances to Spokane, Wash., where it will play second-seeded and sixth-ranked Oregon on Saturday. Game time is TBA.
- The 30 wins is a program record, and the Chippewas head west after having pocketed the first two NCAA Tournament wins in program history in the past 48 hours.
- Cassie Breen added 22 points, Tinara Moore had 20 and Micaela Kelly added 15 for CMU, which outrebounded the Buckeyes, 46-35.
- What has transpired already qualifies as the finest season in the 50 years of Central Michigan women's basketball. A record 30 victories. Back-to-back wins in the NCAA Tournament - when the program had never won even a single tournament game - and those two wins came over ranked foes.
- The tournament wins came a week after CMU won the MAC Tournament to complete the league triple crown, which started with the West Division and overall regular-season championships.
- The Chippewas used a pair of big first-half runs - the first 20-1, the second 9-0 - in building a 34-21 halftime lead.
- They stepped on the gas in the second half, never letting the Buckeyes gain much traction. CMU, just as it did against LSU on Saturday, played like a mature veteran team accustomed to the pressure of the spotlight.
- CMU, which trailed in the first quarter, 15-5, made 14 of its 27 3-point attempts.
- CMU pushed its lead to 23, 58-35, with under 3 minutes to play in the third quarter and was up 21, 67-46, entering the fourth. The Buckeyes drew to within 13, 82-69, but Hudson hit two free throws with 2:36 to play to make it 84-69, snuffing out Ohio State's last legitimate attempt.
- CMU made 25 of its 27 free throws. Hudson was a perfect 10-for-10 from the charity stripe.





**2017-18 CMU Women's Basketball**  
**Central Michigan Combined Team Statistics (as of Mar 20, 2018)**  
**Conference games only**

<b>RECORD:</b>	<b>OVERALL</b>	<b>HOME</b>	<b>AWAY</b>	<b>NEUTRAL</b>
ALL GAMES	17-1	9-0	8-1	0-0
CONFERENCE	17-1	9-0	8-1	0-0
NON-CONFERENCE	0-0	0-0	0-0	0-0

#	Player	gp-gs	min	avg	Total		3-Point		F-Throw		Rebounds				pf	dq	a	to	blk	stl	pts	avg
					fg-fga	fg%	3fg-fga	3fg%	ft-fa	ft%	off	def	tot	avg								
02	MOORE, Tinara	18-18	606	33.7	133-230	.578	10-30	.333	102-125	.816	50	138	188	10.4	40	0	36	46	49	5	378	21.0
03	HUDSON, Presley	18-18	656	36.4	109-239	.456	64-129	.496	49-54	.907	9	77	86	4.8	41	1	100	66	2	22	331	18.4
13	FROST, Reyna	18-18	631	35.1	110-201	.547	6-20	.300	52-63	.825	81	116	197	10.9	36	1	38	31	20	31	278	15.4
01	KELLY, Micaela	18-18	558	31.0	76-149	.510	19-61	.311	29-48	.604	28	52	80	4.4	48	1	61	38	7	25	200	11.1
10	BREEN, Cassie	18-18	604	33.6	65-175	.371	42-123	.341	23-26	.885	5	41	46	2.6	35	0	15	22	2	10	195	10.8
50	BUSSELL, Kyra	17-0	149	8.8	19-44	.432	0-1	.000	3-4	.750	12	29	41	2.4	31	0	5	11	6	2	41	2.4
05	SWARY, Aleah	17-0	118	6.9	13-42	.310	7-28	.250	6-8	.750	3	11	14	0.8	2	0	2	9	1	3	39	2.3
33	BIRD, Gabrielle	8-0	39	4.9	6-10	.600	2-5	.400	0-0	.000	2	4	6	0.8	4	0	4	2	0	2	14	1.8
11	KARASINSKI, Sophia	6-0	30	5.0	2-8	.250	1-4	.250	4-6	.667	1	6	7	1.2	3	0	2	3	0	0	9	1.5
04	WATTERS, Maddy	18-0	183	10.2	7-24	.292	4-12	.333	1-5	.200	5	10	15	0.8	13	0	18	15	0	4	19	1.1
42	KELLY, MacKenna	3-0	10	3.3	1-1	1.000	1-1	1.000	0-0	.000	0	1	1	0.3	2	0	0	2	0	0	3	1.0
21	ROBINSON, Jaeda	5-0	14	2.8	1-3	.333	0-1	.000	0-0	.000	0	3	3	0.6	1	0	1	1	0	1	2	0.4
55	GAMBLE, Averi	1-0	1	1.0	0-0	.000	0-0	.000	0-2	.000	1	0	1	1.0	0	0	0	0	0	0	0	0.0
20	YOST, Annie	1-0	1	1.0	0-0	.000	0-0	.000	0-0	.000	0	1	1	1.0	0	0	0	0	0	0	0	0.0
	Team										24	36	60				7					
	Total.....	18	3600		542-1126	.481	156-415	.376	269-341	.789	221	525	746	41.4	256	3	282	253	87	105	1509	83.8
	Opponents.....	18	3600		496-1198	.414	122-381	.320	170-248	.685	211	402	613	34.1	327	-	249	219	42	117	1284	71.3

<b>TEAM STATISTICS</b>	<b>CMU</b>	<b>OPP</b>	<b>Date</b>	<b>Opponent</b>	<b>Score</b>	<b>Att.</b>
SCORING	1509	1284	* 12/30/17	at Ball State	w 69-65	1513
Points per game	83.8	71.3	* 1/3/18	OHIO	w 82-58	1539
Scoring margin	+12.5	-	* 1/6/18	at Miami	w 84-66	1003
FIELD GOALS-ATT	542-1126	496-1198	* 1/10/18	BOWLING GREEN	w 90-54	1494
Field goal pct	.481	.414	* 1/13/18	KENT STATE	w 88-84	1756
3 POINT FG-ATT	156-415	122-381	* 1/17/18	at Northern Illinois	w 81-78	468
3-point FG pct	.376	.320	* 1/20/18	at Akron	w 95-86	682
3-pt FG made per game	8.7	6.8	* 1/27/18	WESTERN MICHIGAN	w 74-70	2307
FREE THROWS-ATT	269-341	170-248	* 1/31/18	BUFFALO	w 86-79	1765
Free throw pct	.789	.685	* 2/3/18	at Eastern Michigan	w 95-72	2520
F-Throws made per game	14.9	9.4	* 2/7/18	at Ohio	w 74-72	265
REBOUNDS	746	613	* 2/10/18	TOLEDO	w 85-47	1888
Rebounds per game	41.4	34.1	* 2/14/18	at Buffalo	L 82-85	1010
Rebounding margin	+7.4	-	* 2/17/18	EASTERN MICHIGAN	w 95-82	2189
ASSISTS	282	249	* 2/21/18	NORTHERN ILLINOIS	w 91-77	1614
Assists per game	15.7	13.8	* 2/24/18	at Western Michigan	w 78-62	1276
TURNOVERS	253	219	* 2/28/18	BALL STATE	w 88-80	2132
Turnovers per game	14.1	12.2	* 03/03/18	at Toledo	w 72-67	4837
Turnover margin	-1.9	-				
Assist/turnover ratio	1.1	1.1	* - Conference game			
STEALS	105	117				
Steals per game	5.8	6.5				
BLOCKS	87	42				
Blocks per game	4.8	2.3				
ATTENDANCE	16684	13574				
Home games-Avg/Game	9-1854	9-1508				
Neutral site-Avg/Game	-	0-0				

<b>Score by Periods</b>	<b>1st</b>	<b>2nd</b>	<b>3rd</b>	<b>4th</b>	<b>Totals</b>
Central Michigan	401	363	374	371	1509
Opponents	280	336	320	348	1284



**2017-18 CMU Women's Basketball**  
**Central Michigan Combined Team Statistics (as of Mar 20, 2018)**  
**Non-conference games**

<b>RECORD:</b>	<b>OVERALL</b>	<b>HOME</b>	<b>AWAY</b>	<b>NEUTRAL</b>
ALL GAMES	13-3	3-2	4-1	6-0
CONFERENCE	0-0	0-0	0-0	0-0
NON-CONFERENCE	13-3	3-2	4-1	6-0

#	Player	gp-gs	min	avg	Total		3-Point		F-Throw		Rebounds				pf	dq	a	to	blk	stl	pts	avg
					fg-fga	fg%	3fg-fga	3fg%	ft-fga	ft%	off	def	tot	avg								
03	HUDSON, Presley	16-16	571	35.7	86-219	.393	58-146	.397	63-66	.955	8	63	71	4.4	34	2	80	64	3	15	293	18.3
02	MOORE, Tinara	16-16	479	29.9	97-168	.577	4-13	.308	68-88	.773	37	105	142	8.9	35	0	16	43	29	4	266	16.6
10	BREEN, Cassie	16-16	520	32.5	72-153	.471	46-103	.447	29-34	.853	4	40	44	2.8	37	1	18	20	0	8	219	13.7
01	KELLY, Micaela	16-16	496	31.0	70-136	.515	23-45	.511	33-38	.868	29	39	68	4.3	41	2	56	36	7	16	196	12.3
13	FROST, Reyna	16-16	575	35.9	78-164	.476	6-19	.316	31-41	.756	73	132	205	12.8	40	3	40	20	15	27	193	12.1
50	BUSSELL, Kyra	16-0	155	9.7	14-37	.378	1-3	.333	18-22	.818	15	25	40	2.5	30	1	4	11	6	5	47	2.9
05	SWARY, Aleah	14-0	122	8.7	13-40	.325	7-23	.304	4-7	.571	6	9	15	1.1	3	0	11	8	0	8	37	2.6
42	KELLY, MacKenna	2-0	8	4.0	2-2	1.000	1-1	1.000	0-0	.000	0	1	1	0.5	2	0	1	1	0	0	5	2.5
04	WATTERS, Maddy	16-0	213	13.3	11-31	.355	6-19	.316	4-6	.667	5	8	13	0.8	13	0	22	23	1	5	32	2.0
11	KARASINSKI, Sophia	5-0	23	4.6	3-7	.429	3-6	.500	0-0	.000	0	2	2	0.4	0	0	1	0	0	0	9	1.8
21	ROBINSON, Jaeda	5-0	14	2.8	1-3	.333	1-2	.500	0-0	.000	0	5	5	1.0	0	0	1	1	0	2	3	0.6
33	BIRD, Gabrielle	8-0	45	5.6	2-18	.111	0-9	.000	0-0	.000	4	4	8	1.0	4	0	0	3	3	2	4	0.5
55	GAMBLE, Averi	1-0	1	1.0	0-0	.000	0-0	.000	0-0	.000	0	0	0	0.0	0	0	0	1	0	0	0	0.0
20	YOST, Annie	1-0	3	3.0	0-0	.000	0-0	.000	0-0	.000	0	0	0	0.0	0	0	0	0	0	0	0	0.0
Team											35	37	72				6					
Total.....		16	3225		449-978	.459	156-389	.401	250-302	.828	216	470	686	42.9	239	9	250	237	64	92	1304	81.5
Opponents.....		16	3225		410-1052	.390	117-337	.347	174-245	.710	198	331	529	33.1	293	-	211	174	41	124	1111	69.4

<b>TEAM STATISTICS</b>	<b>CMU</b>	<b>OPP</b>	<b>Date</b>	<b>Opponent</b>	<b>Score</b>	<b>Att.</b>
SCORING	1304	1111	11/10/17	PURDUE	L 69-79	2035
Points per game	81.5	69.4	11/14/17	VANDERBILT	w 92-75	1500
Scoring margin	+12.1	-	11/17/17	COLL. OF CHARLESTON	w 79-58	3084
FIELD GOALS-ATT	449-978	410-1052	11/24/17	vs San Diego State	wot 85-76	0
Field goal pct	.459	.390	11/25/17	vs Iowa State	w 81-60	0
3 POINT FG-ATT	156-389	117-337	11/30/17	AQUINAS	w 96-47	1509
3-point FG pct	.401	.347	12/3/17	at Oakland	w 103-85	862
3-pt FG made per game	9.8	7.3	12/7/17	at SIUE	w 94-56	647
FREE THROWS-ATT	250-302	174-245	12/9/17	at Indiana State	w 77-67	1322
Free throw pct	.828	.710	12/17/17	at Duquesne	L 61-64	721
F-Throws made per game	15.6	10.9	12/21/17	QUINNIPIAC	L 70-84	1645
REBOUNDS	686	529	03-07-18	vs Eastern Michigan	w 67-64	0
Rebounds per game	42.9	33.1	03-09-18	vs Miami	w 61-58	0
Rebounding margin	+9.8	-	03-10-18	vs Buffalo	w 96-91	1656
ASSISTS	250	211	03/17/18	vs LSU	w 78-69	0
Assists per game	15.6	13.2	03/19/18	at Ohio State	w 95-78	3571
TURNOVERS	237	174				
Turnovers per game	14.8	10.9				
Turnover margin	-3.9	-				
Assist/turnover ratio	1.1	1.2				
STEALS	92	124				
Steals per game	5.8	7.8				
BLOCKS	64	41				
Blocks per game	4.0	2.6				
ATTENDANCE	9773	8779				
Home games-Avg/Game	5-1955	5-1425				
Neutral site-Avg/Game	-	6-276				

\* - Conference game

<b>Score by Periods</b>	<b>1st</b>	<b>2nd</b>	<b>3rd</b>	<b>4th</b>	<b>OT</b>	<b>Totals</b>
Central Michigan	355	311	323	303	12	1304
Opponents	229	266	319	294	3	1111





**2017-18 CMU Women's Basketball**  
**Central Michigan Combined Team Statistics (as of Mar 20, 2018)**  
**Home games**

<b>RECORD:</b>	<b>OVERALL</b>	<b>HOME</b>	<b>AWAY</b>	<b>NEUTRAL</b>
ALL GAMES	12-2	12-2	0-0	0-0
CONFERENCE	9-0	9-0	0-0	0-0
NON-CONFERENCE	3-2	3-2	0-0	0-0

#	Player	gp-gs	min	avg	Total		3-Point		F-Throw		Rebounds				pf	dq	a	to	blk	stl	pts	avg
					fg-fga	fg%	3fg-fga	3fg%	ft-fita	ft%	off	def	tot	avg								
02	MOORE, Tinara	14-14	390	27.9	92-162	.568	5-16	.313	78-86	.907	39	86	125	8.9	29	0	19	31	35	4	267	19.1
03	HUDSON, Presley	14-14	495	35.4	86-191	.450	56-114	.491	34-34	1.000	7	61	68	4.9	29	1	79	49	2	17	262	18.7
13	FROST, Reyna	14-14	484	34.6	74-152	.487	6-16	.375	32-39	.821	63	93	156	11.1	25	1	29	19	17	27	186	13.3
10	BREEN, Cassie	14-14	444	31.7	59-148	.399	38-102	.373	25-28	.893	5	35	40	2.9	20	1	8	13	1	8	181	12.9
01	KELLY, Micaela	14-14	437	31.2	57-108	.528	15-41	.366	22-32	.688	21	40	61	4.4	32	2	58	25	9	24	151	10.8
50	BUSSELL, Kyra	13-0	150	11.5	14-39	.359	0-1	.000	13-16	.813	12	26	38	2.9	31	1	6	9	5	2	41	3.2
05	SWARY, Aleah	14-0	111	7.9	13-37	.351	9-25	.360	2-4	.500	3	8	11	0.8	3	0	3	6	1	3	37	2.6
11	KARASINSKI, Sophia	6-0	41	6.8	4-13	.308	3-8	.375	2-4	.500	1	6	7	1.2	3	0	3	2	0	0	13	2.2
04	WATTERS, Maddy	14-0	152	10.9	10-24	.417	5-12	.417	3-8	.375	3	9	12	0.9	10	0	21	18	0	5	28	2.0
42	KELLY, MacKenna	3-0	13	4.3	2-2	1.000	1-1	1.000	0-0	.000	0	2	2	0.7	2	0	1	1	0	0	5	1.7
33	BIRD, Gabrielle	7-0	52	7.4	4-17	.235	1-10	.100	0-0	.000	5	5	10	1.4	7	0	3	5	2	2	9	1.3
21	ROBINSON, Jaeda	6-0	25	4.2	2-5	.400	1-3	.333	0-0	.000	0	6	6	1.0	0	0	2	2	0	2	5	0.8
20	YOST, Annie	2-0	4	2.0	0-0	.000	0-0	.000	0-0	.000	0	1	1	0.5	0	0	0	0	0	0	0	0.0
55	GAMBLE, Averi	2-0	2	1.0	0-0	.000	0-0	.000	0-2	.000	1	0	1	0.5	0	0	0	1	0	0	0	0.0
Team											25	23	48				3					
Total.....		14	2800		417-898	.464	140-349	.401	211-253	.834	185	401	586	41.9	191	6	232	184	72	94	1185	84.6
Opponents.....		14	2800		370-897	.412	106-295	.359	128-189	.677	154	314	468	33.4	248	-	187	186	35	91	974	69.6

<b>TEAM STATISTICS</b>	<b>CMU</b>	<b>OPP</b>	<b>Date</b>	<b>Opponent</b>	<b>Score</b>	<b>Att.</b>
SCORING	1185	974	11/10/17	PURDUE	L 69-79	2035
Points per game	84.6	69.6	11/14/17	VANDERBILT	w 92-75	1500
Scoring margin	+15.1	-	11/17/17	COLL. OF CHARLESTON	w 79-58	3084
FIELD GOALS-ATT	417-898	370-897	11/30/17	AQUINAS	w 96-47	1509
Field goal pct	.464	.412	12/21/17	QUINNIPIAC	L 70-84	1645
3 POINT FG-ATT	140-349	106-295	* 1/3/18	OHIO	w 82-58	1539
3-point FG pct	.401	.359	* 1/10/18	BOWLING GREEN	w 90-54	1494
3-pt FG made per game	10.0	7.6	* 1/13/18	KENT STATE	w 88-84	1756
FREE THROWS-ATT	211-253	128-189	* 1/27/18	WESTERN MICHIGAN	w 74-70	2307
Free throw pct	.834	.677	* 1/31/18	BUFFALO	w 86-79	1765
F-Throws made per game	15.1	9.1	* 2/10/18	TOLEDO	w 85-47	1888
REBOUNDS	586	468	* 2/17/18	EASTERN MICHIGAN	w 95-82	2189
Rebounds per game	41.9	33.4	* 2/21/18	NORTHERN ILLINOIS	w 91-77	1614
Rebounding margin	+8.4	-	* 2/28/18	BALL STATE	w 88-80	2132
ASSISTS	232	187				
Assists per game	16.6	13.4				
TURNOVERS	184	186				
Turnovers per game	13.1	13.3				
Turnover margin	+0.1	-				
Assist/turnover ratio	1.3	1.0				
STEALS	94	91				
Steals per game	6.7	6.5				
BLOCKS	72	35				
Blocks per game	5.1	2.5				
ATTENDANCE	26457	0				
Home games-Avg/Game	14-1890	0-0				
Neutral site-Avg/Game	-	0-0				

\* - Conference game

<b>Score by Periods</b>	<b>1st</b>	<b>2nd</b>	<b>3rd</b>	<b>4th</b>	<b>Totals</b>
Central Michigan	309	319	279	278	1185
Opponents	205	258	269	242	974



**2017-18 CMU Women's Basketball**  
**Central Michigan Combined Team Statistics (as of Mar 20, 2018)**  
**Away games**

<b>RECORD:</b>	<b>OVERALL</b>	<b>HOME</b>	<b>AWAY</b>	<b>NEUTRAL</b>
ALL GAMES	12-2	0-0	12-2	0-0
CONFERENCE	8-1	0-0	8-1	0-0
NON-CONFERENCE	4-1	0-0	4-1	0-0

#	Player	gp-gs	min	avg	Total		3-Point		F-Throw		Rebounds				pf	dq	a	to	blk	stl	pts	avg
					fg-fga	fg%	3fg-fga	3fg%	ft-fa	ft%	off	def	tot	avg								
02	MOORE, Tinara	14-14	477	34.1	97-168	.577	9-24	.375	66-91	.725	32	101	133	9.5	33	0	26	38	29	5	269	19.2
03	HUDSON, Presley	14-14	516	36.9	81-191	.424	49-116	.422	54-61	.885	7	56	63	4.5	27	0	75	57	2	16	265	18.9
13	FROST, Reyna	14-14	498	35.6	83-152	.546	5-18	.278	40-49	.816	66	107	173	12.4	35	1	35	22	12	23	211	15.1
10	BREEN, Cassie	14-14	472	33.7	53-120	.442	36-82	.439	21-23	.913	4	31	35	2.5	34	0	17	21	1	8	163	11.6
01	KELLY, Micaela	14-14	407	29.1	58-121	.479	14-44	.318	28-39	.718	23	38	61	4.4	40	0	37	33	3	14	158	11.3
05	SWARY, Aleah	12-0	93	7.8	11-38	.289	4-23	.174	7-9	.778	5	7	12	1.0	1	0	6	9	0	7	33	2.8
50	BUSSELL, Kyra	14-0	114	8.1	16-29	.552	0-1	.000	4-4	1.000	9	20	29	2.1	25	0	3	10	5	4	36	2.6
42	KELLY, MacKenna	2-0	5	2.5	1-1	1.000	1-1	1.000	0-0	.000	0	0	0	0.0	2	0	0	2	0	0	3	1.5
11	KARASINSKI, Sophia	4-0	11	2.8	1-2	.500	1-2	.500	2-2	1.000	0	2	2	0.5	0	0	0	1	0	0	5	1.3
33	BIRD, Gabrielle	7-0	27	3.9	3-7	.429	1-4	.250	0-0	.000	1	3	4	0.6	1	0	1	0	1	2	7	1.0
04	WATTERS, Maddy	14-0	177	12.6	3-23	.130	2-13	.154	2-3	.667	5	6	11	0.8	10	0	16	14	0	4	10	0.7
21	ROBINSON, Jaeda	3-0	3	1.0	0-1	.000	0-0	.000	0-0	.000	0	1	1	0.3	1	0	0	0	0	1	0	0.0
Team											20	34	54				7					
Total.....		14	2800		407-853	.477	122-328	.372	224-281	.797	172	406	578	41.3	209	1	216	214	53	84	1160	82.9
Opponents.....		14	2800		386-934	.413	94-287	.328	137-201	.682	167	306	473	33.8	260	-	205	169	35	102	1003	71.6

<b>TEAM STATISTICS</b>	<b>CMU</b>	<b>OPP</b>	<b>Date</b>	<b>Opponent</b>	<b>Score</b>	<b>Att.</b>
SCORING	1160	1003	12/3/17	at Oakland	w 103-85	862
Points per game	82.9	71.6	12/7/17	at SIUE	w 94-56	647
Scoring margin	+11.2	-	12/9/17	at Indiana State	w 77-67	1322
FIELD GOALS-ATT	407-853	386-934	12/17/17	at Duquesne	L 61-64	721
Field goal pct	.477	.413	* 12/30/17	at Ball State	w 69-65	1513
3 POINT FG-ATT	122-328	94-287	* 1/6/18	at Miami	w 84-66	1003
3-point FG pct	.372	.328	* 1/17/18	at Northern Illinois	w 81-78	468
3-pt FG made per game	8.7	6.7	* 1/20/18	at Akron	w 95-86	682
FREE THROWS-ATT	224-281	137-201	* 2/3/18	at Eastern Michigan	w 95-72	2520
Free throw pct	.797	.682	* 2/7/18	at Ohio	w 74-72	265
F-Throws made per game	16.0	9.8	* 2/14/18	at Buffalo	L 82-85	1010
REBOUNDS	578	473	* 2/24/18	at Western Michigan	w 78-62	1276
Rebounds per game	41.3	33.8	* 03/03/18	at Toledo	w 72-67	4837
Rebounding margin	+7.5	-	03/19/18	at Ohio State	w 95-78	3571
ASSISTS	216	205				
Assists per game	15.4	14.6				
TURNOVERS	214	169				
Turnovers per game	15.3	12.1				
Turnover margin	-3.2	-				
Assist/turnover ratio	1.0	1.2				
STEALS	84	102				
Steals per game	6.0	7.3				
BLOCKS	53	35				
Blocks per game	3.8	2.5				
ATTENDANCE	0	20697				
Home games-Avg/Game	0-0	14-1478				
Neutral site-Avg/Game	-	0-0				

\* - Conference game

<b>Score by Periods</b>	<b>1st</b>	<b>2nd</b>	<b>3rd</b>	<b>4th</b>	<b>Totals</b>
Central Michigan	309	269	293	289	1160
Opponents	227	226	266	284	1003



**2017-18 CMU Women's Basketball**  
**Central Michigan Combined Team Statistics (as of Mar 20, 2018)**  
**Neutral site games**

<b>RECORD:</b>	<b>OVERALL</b>	<b>HOME</b>	<b>AWAY</b>	<b>NEUTRAL</b>
ALL GAMES	6-0	0-0	0-0	6-0
CONFERENCE	0-0	0-0	0-0	0-0
NON-CONFERENCE	6-0	0-0	0-0	6-0

#	Player	gp-gs	min	avg	Total		3-Point		F-Throw		Rebounds				pf	dq	a	to	blk	stl	pts	avg
					fg-fga	fg%	3fg-fga	3fg%	ft-fga	ft%	off	def	tot	avg								
02	MOORE, Tinara	6-6	218	36.3	41-68	.603	0-3	.000	26-36	.722	16	56	72	12.0	13	0	7	20	14	0	108	18.0
03	HUDSON, Presley	6-6	216	36.0	28-76	.368	17-45	.378	24-25	.960	3	23	26	4.3	19	2	26	24	1	4	97	16.2
01	KELLY, Micaela	6-6	210	35.0	31-56	.554	13-21	.619	12-15	.800	13	13	26	4.3	17	1	22	16	2	3	87	14.5
13	FROST, Reyna	6-6	224	37.3	31-61	.508	1-5	.200	11-16	.688	25	48	73	12.2	16	2	14	10	6	8	74	12.3
10	BREEN, Cassie	6-6	208	34.7	25-60	.417	14-42	.333	6-9	.667	0	15	15	2.5	18	0	8	8	0	2	70	11.7
04	WATTERS, Maddy	6-0	67	11.2	5-8	.625	3-6	.500	0-0	.000	2	3	5	0.8	6	0	3	6	1	0	13	2.2
50	BUSSELL, Kyra	6-0	40	6.7	3-13	.231	1-2	.500	4-6	.667	6	8	14	2.3	5	0	0	3	2	1	11	1.8
05	SWARY, Aleah	5-0	36	7.2	2-7	.286	1-3	.333	1-2	.500	1	5	6	1.2	1	0	4	2	0	1	6	1.2
33	BIRD, Gabrielle	2-0	5	2.5	1-4	.250	0-0	.000	0-0	.000	0	0	0	0.0	0	0	0	0	0	0	2	1.0
21	ROBINSON, Jaeda	1-0	0	0.0	0-0	.000	0-0	.000	0-0	.000	0	1	1	1.0	0	0	0	0	0	0	0	0.0
11	KARASINSKI, Sophia	1-0	1	1.0	0-0	.000	0-0	.000	0-0	.000	0	0	0	0.0	0	0	0	0	0	0	0	0.0
Team											14	16	30				3					
Total.....		6	1225		167-353	.473	50-127	.394	84-109	.771	80	188	268	44.7	95	5	84	92	26	19	468	78.0
Opponents.....		6	1225		150-419	.358	39-136	.287	79-103	.767	88	113	201	33.5	112	-	68	38	13	48	418	69.7

<b>TEAM STATISTICS</b>	<b>CMU</b>	<b>OPP</b>	<b>Date</b>	<b>Opponent</b>	<b>Score</b>	<b>Att.</b>
SCORING	468	418	11/24/17	vs San Diego State	Wot 85-76	0
Points per game	78.0	69.7	11/25/17	vs Iowa State	w 81-60	0
Scoring margin	+8.3	-	03-07-18	vs Eastern Michigan	w 67-64	0
FIELD GOALS-ATT	167-353	150-419	03-09-18	vs Miami	w 61-58	0
Field goal pct	.473	.358	03-10-18	vs Buffalo	w 96-91	1656
3 POINT FG-ATT	50-127	39-136	03/17/18	vs LSU	w 78-69	0
3-point FG pct	.394	.287				
3-pt FG made per game	8.3	6.5		* - Conference game		
FREE THROWS-ATT	84-109	79-103				
Free throw pct	.771	.767				
F-Throws made per game	14.0	13.2				
REBOUNDS	268	201				
Rebounds per game	44.7	33.5				
Rebounding margin	+11.2	-				
ASSISTS	84	68				
Assists per game	14.0	11.3				
TURNOVERS	92	38				
Turnovers per game	15.3	6.3				
Turnover margin	-9.0	-				
Assist/turnover ratio	0.9	1.8				
STEALS	19	48				
Steals per game	3.2	8.0				
BLOCKS	26	13				
Blocks per game	4.3	2.2				
ATTENDANCE	0	1656				
Home games-Avg/Game	0-0	0-0				
Neutral site-Avg/Game	-	6-276				

<b>Score by Periods</b>	<b>1st</b>	<b>2nd</b>	<b>3rd</b>	<b>4th</b>	<b>OT</b>	<b>Totals</b>
Central Michigan	138	86	125	107	12	468
Opponents	77	118	104	116	3	418



**2017-18 CMU Women's Basketball**  
**Central Michigan Combined Team Statistics (as of Mar 20, 2018)**  
**Games won**

<b>RECORD:</b>	<b>OVERALL</b>	<b>HOME</b>	<b>AWAY</b>	<b>NEUTRAL</b>
ALL GAMES	30-0	12-0	12-0	6-0
CONFERENCE	17-0	9-0	8-0	0-0
NON-CONFERENCE	13-0	3-0	4-0	6-0

#	Player	gp-gs	min	avg	Total		3-Point		F-Throw		Rebounds				Other				pts	avg		
					fg-fga	fg%	3fg-fga	3fg%	ft-fita	ft%	off	def	tot	avg	pf	dq	a	to			blk	stl
02	MOORE, Tinara	30-30	964	32.1	208-356	.584	12-35	.343	154-192	.802	75	229	304	10.1	68	0	44	79	72	8	582	19.4
03	HUDSON, Presley	30-30	1077	35.9	175-400	.438	110-237	.464	107-113	.947	13	126	139	4.6	62	3	162	116	3	35	567	18.9
13	FROST, Reyna	30-30	1051	35.0	160-310	.516	7-27	.259	76-93	.817	132	217	349	11.6	67	4	67	47	33	54	403	13.4
10	BREEN, Cassie	30-30	988	32.9	122-295	.414	78-205	.380	50-58	.862	8	74	82	2.7	61	0	30	36	2	18	372	12.4
01	KELLY, Micaela	30-30	944	31.5	132-252	.524	40-96	.417	57-79	.722	52	79	131	4.4	78	2	105	63	13	39	361	12.0
50	BUSSELL, Kyra	29-0	265	9.1	29-74	.392	1-4	.250	18-22	.818	23	47	70	2.4	54	1	6	18	11	5	77	2.7
05	SWARY, Aleah	27-0	203	7.5	25-73	.342	14-46	.304	7-11	.636	7	18	25	0.9	4	0	10	17	1	7	71	2.6
11	KARASINSKI, Sophia	11-0	53	4.8	5-15	.333	4-10	.400	4-6	.667	1	8	9	0.8	3	0	3	3	0	0	18	1.6
04	WATTERS, Maddy	30-0	348	11.6	17-53	.321	10-31	.323	5-11	.455	9	17	26	0.9	23	0	36	27	1	8	49	1.6
42	KELLY, MacKenna	5-0	18	3.6	3-3	1.000	2-2	1.000	0-0	.000	0	2	2	0.4	4	0	1	3	0	0	8	1.6
33	BIRD, Gabrielle	15-0	80	5.3	8-26	.308	2-13	.154	0-0	.000	5	7	12	0.8	7	0	4	5	2	4	18	1.2
21	ROBINSON, Jaeda	10-0	28	2.8	2-6	.333	1-3	.333	0-0	.000	0	8	8	0.8	1	0	2	2	0	3	5	0.5
20	YOST, Annie	2-0	4	2.0	0-0	.000	0-0	.000	0-0	.000	0	1	1	0.5	0	0	0	0	0	0	0	0.0
55	GAMBLE, Averi	2-0	2	1.0	0-0	.000	0-0	.000	0-2	.000	1	0	1	0.5	0	0	0	1	0	0	0	0.0
Team											53	67	120				12					
Total.....		30	6025		886-1863	.476	281-709	.396	478-587	.814	379	900	1279	42.6	432	10	470	429	138	181	2531	84.4
Opponents.....		30	6025		793-1998	.397	207-643	.322	290-424	.684	361	646	1007	33.6	557	-	390	359	70	212	2083	69.4

<b>TEAM STATISTICS</b>	<b>CMU</b>	<b>OPP</b>	<b>Date</b>	<b>Opponent</b>	<b>Score</b>	<b>Att.</b>
SCORING	2531	2083	11/14/17	VANDERBILT	w 92-75	1500
Points per game	84.4	69.4	11/17/17	COLL. OF CHARLESTON	w 79-58	3084
Scoring margin	+14.9	-	11/24/17	vs San Diego State	wot 85-76	0
FIELD GOALS-ATT	886-1863	793-1998	11/25/17	vs Iowa State	w 81-60	0
Field goal pct	.476	.397	11/30/17	AQUINAS	w 96-47	1509
3 POINT FG-ATT	281-709	207-643	12/3/17	at Oakland	w 103-85	862
3-point FG pct	.396	.322	12/7/17	at SIUE	w 94-56	647
3-pt FG made per game	9.4	6.9	12/9/17	at Indiana State	w 77-67	1322
FREE THROWS-ATT	478-587	290-424	* 12/30/17	at Ball State	w 69-65	1513
Free throw pct	.814	.684	* 1/3/18	OHIO	w 82-58	1539
F-Throws made per game	15.9	9.7	* 1/6/18	at Miami	w 84-66	1003
REBOUNDS	1279	1007	* 1/10/18	BOWLING GREEN	w 90-54	1494
Rebounds per game	42.6	33.6	* 1/13/18	KENT STATE	w 88-84	1756
Rebounding margin	+9.1	-	* 1/17/18	at Northern Illinois	w 81-78	468
ASSISTS	470	390	* 1/20/18	at Akron	w 95-86	682
Assists per game	15.7	13.0	* 1/27/18	WESTERN MICHIGAN	w 74-70	2307
TURNOVERS	429	359	* 1/31/18	BUFFALO	w 86-79	1765
Turnovers per game	14.3	12.0	* 2/3/18	at Eastern Michigan	w 95-72	2520
Turnover margin	-2.3	-	* 2/7/18	at Ohio	w 74-72	265
Assist/turnover ratio	1.1	1.1	* 2/10/18	TOLEDO	w 85-47	1888
STEALS	181	212	* 2/17/18	EASTERN MICHIGAN	w 95-82	2189
Steals per game	6.0	7.1	* 2/21/18	NORTHERN ILLINOIS	w 91-77	1614
BLOCKS	138	70	* 2/24/18	at Western Michigan	w 78-62	1276
Blocks per game	4.6	2.3	* 2/28/18	BALL STATE	w 88-80	2132
ATTENDANCE	22777	20622	* 03/03/18	at Toledo	w 72-67	4837
Home games-Avg/Game	12-1898	12-1580	03-07-18	vs Eastern Michigan	w 67-64	0
Neutral site-Avg/Game	-	6-276	03-09-18	vs Miami	w 61-58	0
			03-10-18	vs Buffalo	w 96-91	1656
			03/17/18	vs LSU	w 78-69	0
			03/19/18	at Ohio State	w 95-78	3571

\* - Conference game





**2017-18 CMU Women's Basketball**  
**Central Michigan Combined Team Statistics (as of Mar 20, 2018)**  
**Games lost**

<b>RECORD:</b>	<b>OVERALL</b>	<b>HOME</b>	<b>AWAY</b>	<b>NEUTRAL</b>
ALL GAMES	0-4	0-2	0-2	0-0
CONFERENCE	0-1	0-0	0-1	0-0
NON-CONFERENCE	0-3	0-2	0-1	0-0

#	Player	gp-gs	min	avg	Total		3-Point		F-Throw		Rebounds				pf	dq	a	to	blk	stl	pts	avg
					fg-fga	fg%	3fg-fga	3fg%	ft-fa	ft%	off	def	tot	avg								
13	FROST, Reyna	4-4	155	38.8	28-55	.509	5-12	.417	7-11	.636	22	31	53	13.3	9	0	11	4	2	4	68	17.0
02	MOORE, Tinara	4-4	121	30.3	22-42	.524	2-8	.250	16-21	.762	12	14	26	6.5	7	0	8	10	6	1	62	15.5
03	HUDSON, Presley	4-4	150	37.5	20-58	.345	12-38	.316	5-7	.714	4	14	18	4.5	13	0	18	14	2	2	57	14.3
10	BREEN, Cassie	4-4	136	34.0	15-33	.455	10-21	.476	2-2	1.000	1	7	8	2.0	11	1	3	6	0	0	42	10.5
01	KELLY, Micaela	4-4	110	27.5	14-33	.424	2-10	.200	5-7	.714	5	12	17	4.3	11	1	12	11	1	2	35	8.8
50	BUSSELL, Kyra	4-0	39	9.8	4-7	.571	0-0	.000	3-4	.750	4	7	11	2.8	7	0	3	4	1	2	11	2.8
05	SWARY, Aleah	4-0	37	9.3	1-9	.111	0-5	.000	3-4	.750	2	2	4	1.0	1	0	3	0	0	4	5	1.3
04	WATTERS, Maddy	4-0	48	12.0	1-2	.500	0-0	.000	0-0	.000	1	1	2	0.5	3	0	4	11	0	1	2	0.5
33	BIRD, Gabrielle	1-0	4	4.0	0-2	.000	0-1	.000	0-0	.000	1	1	2	2.0	1	0	0	0	1	0	0	0.0
Team											6	6	12				1					
Total.....		4	800		105-241	.436	31-95	.326	41-56	.732	58	95	153	38.2	63	2	62	61	13	16	282	70.5
Opponents.....		4	800		113-252	.448	32-75	.427	54-69	.783	48	87	135	33.8	63	-	70	34	13	29	312	78.0

<b>TEAM STATISTICS</b>	<b>CMU</b>	<b>OPP</b>	<b>Date</b>	<b>Opponent</b>	<b>Score</b>	<b>Att.</b>
SCORING	282	312	11/10/17	PURDUE	L 69-79	2035
Points per game	70.5	78.0	12/17/17	at Duquesne	L 61-64	721
Scoring margin	-7.5	-	12/21/17	QUINNIPIAC	L 70-84	1645
FIELD GOALS-ATT	105-241	113-252	* 2/14/18	at Buffalo	L 82-85	1010
Field goal pct	.436	.448	* - Conference game			
3 POINT FG-ATT	31-95	32-75				
3-point FG pct	.326	.427				
3-pt FG made per game	7.8	8.0				
FREE THROWS-ATT	41-56	54-69				
Free throw pct	.732	.783				
F-Throws made per game	10.3	13.5				
REBOUNDS	153	135				
Rebounds per game	38.2	33.8				
Rebounding margin	+4.5	-				
ASSISTS	62	70				
Assists per game	15.5	17.5				
TURNOVERS	61	34				
Turnovers per game	15.3	8.5				
Turnover margin	-6.7	-				
Assist/turnover ratio	1.0	2.1				
STEALS	16	29				
Steals per game	4.0	7.3				
BLOCKS	13	13				
Blocks per game	3.3	3.3				
ATTENDANCE	3680	1731				
Home games-Avg/Game	2-1840	2-866				
Neutral site-Avg/Game	-	0-0				

<b>Score by Periods</b>	<b>1st</b>	<b>2nd</b>	<b>3rd</b>	<b>4th</b>	<b>Totals</b>
Central Michigan	84	79	56	63	282
Opponents	60	79	99	74	312



**2017-18 CMU Women's Basketball**  
**Central Michigan Combined Team Statistics (as of Mar 20, 2018)**  
**MAC Tournament**

<b>RECORD:</b>	<b>OVERALL</b>	<b>HOME</b>	<b>AWAY</b>	<b>NEUTRAL</b>
ALL GAMES	3-0	0-0	0-0	3-0
CONFERENCE	0-0	0-0	0-0	0-0
NON-CONFERENCE	3-0	0-0	0-0	3-0

#	Player	gp-gs	min	avg	Total		3-Point		F-Throw		Rebounds				pf	dq	a	to	blk	stl	pts	avg
					fg-fga	fg%	3fg-fga	3fg%	ft-fita	ft%	off	def	tot	avg								
01	KELLY, Micaela	3-3	112	37.3	19-29	.655	7-9	.778	7-9	.778	7	7	14	4.7	9	1	7	10	2	0	52	17.3
03	HUDSON, Presley	3-3	98	32.7	14-39	.359	6-22	.273	12-13	.923	0	12	12	4.0	9	1	9	12	1	1	46	15.3
13	FROST, Reyna	3-3	110	36.7	16-30	.533	1-3	.333	9-10	.900	10	27	37	12.3	6	1	7	7	5	6	42	14.0
02	MOORE, Tinara	3-3	112	37.3	16-31	.516	0-1	.000	9-14	.643	10	25	35	11.7	6	0	4	12	8	0	41	13.7
10	BREEN, Cassie	3-3	111	37.0	11-29	.379	4-17	.235	4-6	.667	0	10	10	3.3	9	0	4	4	0	1	30	10.0
04	WATTERS, Maddy	3-0	31	10.3	3-4	.750	1-2	.500	0-0	.000	1	1	2	0.7	4	0	0	3	1	0	7	2.3
33	BIRD, Gabrielle	1-0	4	4.0	1-2	.500	0-0	.000	0-0	.000	0	0	0	0.0	0	0	0	0	0	0	2	2.0
50	BUSSELL, Kyra	3-0	14	4.7	1-2	.500	0-0	.000	1-2	.500	0	5	5	1.7	1	0	0	2	2	0	3	1.0
05	SWARY, Aleah	3-0	8	2.7	0-0	.000	0-0	.000	1-2	.500	0	2	2	0.7	1	0	0	1	0	0	1	0.3
Team											7	7	14					2				
Total.....		3	600		81-166	.488	19-54	.352	43-56	.768	35	96	131	43.7	45	3	31	53	19	8	224	74.7
Opponents.....		3	600		76-212	.358	21-71	.296	40-51	.784	42	57	99	33.0	57	-	33	18	5	33	213	71.0

<b>TEAM STATISTICS</b>	<b>CMU</b>	<b>OPP</b>	<b>Date</b>	<b>Opponent</b>	<b>Score</b>	<b>Att.</b>
SCORING	224	213	03-07-18	vs Eastern Michigan	w 67-64	0
Points per game	74.7	71.0	03-09-18	vs Miami	w 61-58	0
Scoring margin	+3.7	-	03-10-18	vs Buffalo	w 96-91	1656
FIELD GOALS-ATT	81-166	76-212	* - Conference game			
Field goal pct	.488	.358				
3 POINT FG-ATT	19-54	21-71				
3-point FG pct	.352	.296				
3-pt FG made per game	6.3	7.0				
FREE THROWS-ATT	43-56	40-51				
Free throw pct	.768	.784				
F-Throws made per game	14.3	13.3				
REBOUNDS	131	99				
Rebounds per game	43.7	33.0				
Rebounding margin	+10.7	-				
ASSISTS	31	33				
Assists per game	10.3	11.0				
TURNOVERS	53	18				
Turnovers per game	17.7	6.0				
Turnover margin	-11.7	-				
Assist/turnover ratio	0.6	1.8				
STEALS	8	33				
Steals per game	2.7	11.0				
BLOCKS	19	5				
Blocks per game	6.3	1.7				
ATTENDANCE	0	1656				
Home games-Avg/Game	0-0	0-0				
Neutral site-Avg/Game	-	3-552				

<b>Score by Periods</b>	<b>1st</b>	<b>2nd</b>	<b>3rd</b>	<b>4th</b>	<b>Totals</b>
Central Michigan	68	37	61	58	224
Opponents	29	57	58	69	213



**2017-18 CMU Women's Basketball**  
**Central Michigan Combined Team Statistics (as of Mar 20, 2018)**  
**NCAA Tournament**

<b>RECORD:</b>	<b>OVERALL</b>	<b>HOME</b>	<b>AWAY</b>	<b>NEUTRAL</b>
ALL GAMES	2-0	0-0	1-0	1-0
CONFERENCE	0-0	0-0	0-0	0-0
NON-CONFERENCE	2-0	0-0	1-0	1-0

#	Player	gp-gs	min	avg	Total		3-Point		F-Throw		Rebounds				pf	dq	a	to	blk	stl	pts	avg
					fg-fga	fg%	3fg-fga	3fg%	ft-fa	ft%	off	def	tot	avg								
02	MOORE, Tinara	2-2	78	39.0	14-26	.538	2-5	.400	15-19	.789	3	14	17	8.5	4	0	3	7	2	0	45	22.5
03	HUDSON, Presley	2-2	80	40.0	11-29	.379	6-17	.353	12-12	1.000	1	11	12	6.0	4	0	13	10	0	1	40	20.0
01	KELLY, Micaela	2-2	74	37.0	11-22	.500	6-8	.750	4-4	1.000	8	3	11	5.5	5	0	6	3	0	0	32	16.0
10	BREEN, Cassie	2-2	79	39.5	9-18	.500	7-14	.500	5-5	1.000	0	4	4	2.0	4	0	1	1	0	3	30	15.0
13	FROST, Reyna	2-2	65	32.5	9-18	.500	0-2	.000	2-2	1.000	10	15	25	12.5	10	2	4	0	2	3	20	10.0
50	BUSSELL, Kyra	2-0	14	7.0	2-5	.400	0-0	.000	2-2	1.000	1	2	3	1.5	3	0	0	1	0	0	6	3.0
04	WATTERS, Maddy	2-0	10	5.0	0-0	.000	0-0	.000	0-0	.000	1	1	2	1.0	1	0	0	0	0	0	0	0.0
Team											3	9	12				2					
Total.....		2	400		56-118	.475	21-46	.457	40-44	.909	27	59	86	43.0	31	2	27	24	4	7	173	86.5
Opponents.....		2	400		57-142	.401	13-43	.302	20-26	.769	28	34	62	31.0	34	-	24	14	8	15	147	73.5

<b>TEAM STATISTICS</b>	<b>CMU</b>	<b>OPP</b>	<b>Date</b>	<b>Opponent</b>	<b>Score</b>	<b>Att.</b>
SCORING	173	147	03/17/18	vs LSU	w 78-69	0
Points per game	86.5	73.5	03/19/18	at Ohio State	w 95-78	3571
Scoring margin	+13.0	-				
FIELD GOALS-ATT	56-118	57-142		* - Conference game		
Field goal pct	.475	.401				
3 POINT FG-ATT	21-46	13-43				
3-point FG pct	.457	.302				
3-pt FG made per game	10.5	6.5				
FREE THROWS-ATT	40-44	20-26				
Free throw pct	.909	.769				
F-Throws made per game	20.0	10.0				
REBOUNDS	86	62				
Rebounds per game	43.0	31.0				
Rebounding margin	+12.0	-				
ASSISTS	27	24				
Assists per game	13.5	12.0				
TURNOVERS	24	14				
Turnovers per game	12.0	7.0				
Turnover margin	-5.0	-				
Assist/turnover ratio	1.1	1.7				
STEALS	7	15				
Steals per game	3.5	7.5				
BLOCKS	4	8				
Blocks per game	2.0	4.0				
ATTENDANCE	0	3571				
Home games-Avg/Game	0-0	1-3571				
Neutral site-Avg/Game	-	1-0				

<b>Score by Periods</b>	<b>1st</b>	<b>2nd</b>	<b>3rd</b>	<b>4th</b>	<b>Totals</b>
Central Michigan	34	40	55	44	173
Opponents	31	28	40	48	147



**2017-18 CMU Women's Basketball**  
**Central Michigan Points-Rebounds-Assists (as of Mar 19, 2018)**  
**All games**

Opponent	Date	Score	01	02	03	04	05	10	11	13	20	21	33	42
			KELLY,MICA	MOORE,TINA	HUDSON,PR	WATTERS,M	SWARY,ALE	BREEN,ALE	KARASINSKI	FROST,REYN	YOST,ANNIE	ROBINSON,J	BIRD,GABRI	KELLY,MAC
PUR	11/10/17	69-79	L	12-3-3	2-3-1	21-5-5	0-0-2	9-2-0	DNP	23-16-2	DNP	DNP	DNP	DNP
VANDY	11/14/17	92-75	W	10-5-4	18-5-2	21-6-6	1-1-1	31-3-2	DNP	7-10-2	DNP	DNP	2-1-0	DNP
COFC	11/17/17	79-58	W	10-7-9	11-5-0	27-5-5	0-0-1	12-6-1	0-0-0	5-17-1	DNP	0-0-0	0-1-0	DNP
vs SDSU	11/24/17	85-76	W	13-6-6	27-19-1	16-7-4	6-1-3	10-1-2	DNP	11-15-1	DNP	DNP	DNP	DNP
vs ISU	11/25/17	81-60	W	5-0-6	15-11-1	23-3-5	0-0-0	3-1-1	0-0-0	9-9-5	DNP	0-1-0	0-0-0	DNP
AQW	11/30/17	96-47	W	7-1-3	12-10-0	17-3-3	9-0-7	6-3-2	9-2-1	16-13-1	0-0-0	3-3-1	0-4-0	2-1-1
at OAKLAND	12/3/17	103-85	W	20-3-3	28-11-1	27-0-7	3-1-3	0-0-0	0-0-0	14-10-2	DNP	0-1-0	0-0-0	DNP
at SIUE	12/7/17	94-56	W	13-6-6	12-3-1	9-5-5	4-3-3	5-1-1	0-0-0	16-18-4	DNP	0-0-0	0-0-0	3-0-0
at INS	12/9/17	77-67	W	10-4-0	11-6-0	26-4-6	0-1-1	8-0-1	DNP	8-14-4	DNP	DNP	DNP	DNP
at DUQ	12/17/17	61-64	L	4-3-1	21-9-0	11-2-5	0-1-1	1-4-2	14-1-1	8-13-3	DNP	DNP	0-2-0	DNP
QUI	12/21/17	70-84	L	8-5-2	23-8-2	9-7-7	2-1-0	2-0-0	DNP	14-8-4	DNP	DNP	DNP	DNP
at BALLST	12/30/17	69-65	W	7-2-4	13-14-0	13-4-5	0-1-0	4-5-0	DNP	23-19-2	DNP	DNP	DNP	DNP
OHIO	1/3/18	82-58	W	9-1-5	22-16-2	20-4-4	3-1-1	0-0-0	0-0-0	10-15-3	DNP	0-0-0	3-0-1	DNP
at MIAMI	1/6/18	84-66	W	6-5-2	24-9-2	18-3-8	0-0-0	3-0-0	DNP	21-13-3	DNP	DNP	0-1-0	DNP
BGSU	1/10/18	90-54	W	8-3-2	14-7-0	18-3-9	5-4-4	0-0-0	2-1-2	25-9-2	0-1-0	2-0-1	2-0-0	0-0-0
KENTST	1/13/18	88-84	W	12-4-5	21-14-1	15-8-6	0-2-1	3-0-0	DNP	11-8-2	DNP	DNP	DNP	DNP
at NIU	1/17/18	81-78	W	22-3-4	18-9-1	14-5-3	0-0-1	2-1-1	DNP	19-13-2	DNP	DNP	DNP	DNP
at AKR	1/20/18	95-86	W	14-3-1	29-11-2	17-6-9	0-0-0	5-0-0	DNP	18-8-1	DNP	DNP	3-0-1	0-0-0
WMU	1/27/18	74-70	W	19-2-5	17-3-0	18-2-2	0-0-0	5-2-0	DNP	11-6-2	DNP	DNP	0-1-1	DNP
BUF	1/31/18	86-79	W	12-6-7	24-15-2	22-6-5	0-0-0	3-4-0	15-6-0	10-12-1	DNP	DNP	DNP	DNP
at EMU	2/3/18	95-72	W	8-2-2	28-10-5	19-4-7	0-0-3	0-1-0	16-3-0	15-7-2	DNP	0-0-0	4-1-0	DNP
at OHIO	2/7/18	74-72	W	9-8-3	18-15-2	22-3-4	0-3-1	0-0-0	9-1-3	16-15-6	DNP	DNP	DNP	DNP
TOLEDO	2/10/18	85-47	W	10-10-3	22-8-0	13-4-5	0-2-2	0-0-0	14-4-0	9-5-2	DNP	0-2-0	2-3-1	3-1-0
at BUF	2/14/18	82-85	L	11-6-6	16-6-5	16-4-1	0-0-1	2-0-1	DNP	23-16-2	DNP	DNP	DNP	DNP
EMU	2/17/18	95-82	W	13-7-6	26-8-2	18-3-4	2-0-1	6-1-0	16-3-1	14-20-2	DNP	DNP	DNP	DNP
NIU	2/21/18	91-77	W	6-5-3	36-12-2	17-3-13	6-1-0	0-0-0	0-0-0	20-9-2	DNP	0-1-0	DNP	DNP
at WMU	2/24/18	78-62	W	8-6-0	13-8-3	31-8-1	3-1-1	3-0-0	11-7-2	9-6-0	DNP	DNP	0-0-0	DNP
BALLST	2/28/18	88-80	W	15-2-1	19-11-5	26-9-5	0-0-1	3-0-0	DNP	11-8-3	DNP	DNP	DNP	DNP
at TOLEDO	03/03/18	72-67	W	11-5-2	18-12-2	14-7-9	0-0-1	DNP	8-4-2	13-8-1	DNP	DNP	DNP	DNP
vs EMU	03-07-18	67-64	W	10-5-0	17-8-1	10-2-4	0-0-0	0-2-0	14-7-0	14-14-3	DNP	DNP	DNP	DNP
vs MIAMI	03-09-18	61-58	W	16-3-3	7-13-1	10-5-1	4-1-0	0-0-0	6-1-0	18-12-2	DNP	DNP	DNP	DNP
vs BUF	03-10-18	96-91	W	26-6-4	17-14-2	26-5-4	3-1-0	1-0-0	10-2-4	10-11-2	DNP	DNP	2-0-0	DNP
vs LSU	03/17/18	78-69	W	17-6-3	25-7-1	12-4-8	0-2-0	DNP	8-1-0	12-12-1	DNP	DNP	DNP	DNP
at OSU	03/19/18	95-78	W	15-5-3	20-10-2	28-8-5	0-0-0	DNP	22-3-1	8-13-3	DNP	DNP	DNP	DNP





**2017-18 CMU Women's Basketball**  
**Central Michigan Season Schedule/Results & Leaders (as of Mar 19, 2018)**  
**All games**

RECORD:	OVERALL	HOME	AWAY	NEUTRAL
ALL GAMES	30-4	12-2	12-2	6-0
CONFERENCE	17-1	9-0	8-1	0-0
NON-CONFERENCE	13-3	3-2	4-1	6-0

Date	Opponent	Score	Att.	High Points	High Rebounds
11/10/17	PURDUE	69-79	L 2035	(23)FROST, Reyna	(16)FROST, Reyna
11/14/17	VANDERBILT	W 92-75	1500	(31)BREEN, Cassie	(10)FROST, Reyna
11/17/17	COLL. OF CHARLESTON	W 79-58	3084	(27)HUDSON, Presley	(17)FROST, Reyna
11/24/17	vs San Diego State	Wot 85-76		(27)MOORE, Tinara	(19)MOORE, Tinara
11/25/17	vs Iowa State	W 81-60		(23)HUDSON, Presley	(11)MOORE, Tinara
11/30/17	AQUINAS	W 96-47	1509	(17)HUDSON, Presley	(13)FROST, Reyna
12/3/17	at Oakland	W 103-85	862	(28)MOORE, Tinara	(11)MOORE, Tinara
12/7/17	at SIUE	W 94-56	647	(20)BREEN, Cassie	(18)FROST, Reyna
12/9/17	at Indiana State	W 77-67	1322	(26)HUDSON, Presley	(14)FROST, Reyna
12/17/17	at Duquesne	61-64	L 721	(21)MOORE, Tinara	(13)FROST, Reyna
12/21/17	QUINNIPIAC	70-84	L 1645	(23)MOORE, Tinara	(8)MOORE, Tinara
					(8)FROST, Reyna
12/30/17	*at Ball State	W 69-65	1513	(23)FROST, Reyna	(19)FROST, Reyna
1/3/18	*OHIO	W 82-58	1539	(22)MOORE, Tinara	(16)MOORE, Tinara
1/6/18	*at Miami	W 84-66	1003	(24)MOORE, Tinara	(13)FROST, Reyna
1/10/18	*BOWLING GREEN	W 90-54	1494	(25)FROST, Reyna	(10)BUSSELL, Kyra
1/13/18	*KENT STATE	W 88-84	1756	(26)BREEN, Cassie	(14)MOORE, Tinara
1/17/18	*at Northern Illinois	W 81-78	468	(22)KELLY, Micaela	(13)FROST, Reyna
1/20/18	*at Akron	W 95-86	682	(29)MOORE, Tinara	(11)MOORE, Tinara
1/27/18	*WESTERN MICHIGAN	W 74-70	2307	(19)KELLY, Micaela	(6)FROST, Reyna
1/31/18	*BUFFALO	W 86-79	1765	(24)MOORE, Tinara	(15)MOORE, Tinara
2/3/18	*at Eastern Michigan	W 95-72	2520	(28)MOORE, Tinara	(10)MOORE, Tinara
2/7/18	*at Ohio	W 74-72	265	(22)HUDSON, Presley	(15)MOORE, Tinara
					(15)FROST, Reyna
2/10/18	*TOLEDO	W 85-47	1888	(22)MOORE, Tinara	(10)KELLY, Micaela
2/14/18	*at Buffalo	82-85	L 1010	(23)FROST, Reyna	(16)FROST, Reyna
2/17/18	*EASTERN MICHIGAN	W 95-82	2189	(26)MOORE, Tinara	(20)FROST, Reyna
2/21/18	*NORTHERN ILLINOIS	W 91-77	1614	(36)MOORE, Tinara	(12)MOORE, Tinara
2/24/18	*at Western Michigan	W 78-62	1276	(31)HUDSON, Presley	(8)HUDSON, Presley
					(8)MOORE, Tinara
2/28/18	*BALL STATE	W 88-80	2132	(26)HUDSON, Presley	(11)MOORE, Tinara
03/03/18	*at Toledo	W 72-67	4837	(18)MOORE, Tinara	(12)MOORE, Tinara
03-07-18	vs Eastern Michigan	W 67-64		(17)MOORE, Tinara	(14)FROST, Reyna
03-09-18	vs Miami	W 61-58		(18)FROST, Reyna	(13)MOORE, Tinara
03-10-18	vs Buffalo	W 96-91	1656	(26)HUDSON, Presley	(14)MOORE, Tinara
				(26)KELLY, Micaela	
03/17/18	vs LSU	W 78-69		(25)MOORE, Tinara	(12)FROST, Reyna
03/19/18	at Ohio State	W 95-78	3571	(28)HUDSON, Presley	(13)FROST, Reyna

\* - Conference game

Attendance Summary	Games	Attend	Avg/Game
Home	14	26457	1890
Away	14	20697	1478
Neutral	6	1656	276
Total	34	48810	1436



**2017-18 CMU Women's Basketball**  
**Central Michigan Overall Team Statistics (as of Mar 19, 2018)**  
**All games**

<b>TEAM STATISTICS</b>	<b>CMU</b>	<b>OPP</b>
<b>SCORING</b>	2813	2395
Points per game	82.7	70.4
Scoring margin	+12.3	-
<b>FIELD GOALS-ATT</b>	991-2104	906-2250
Field goal pct	.471	.403
<b>3 POINT FG-ATT</b>	312-804	239-718
3-point FG pct	.388	.333
3-pt FG made per game	9.2	7.0
<b>FREE THROWS-ATT</b>	519-643	344-493
Free throw pct	.807	.698
F-Throws made per game	15.3	10.1
<b>REBOUNDS</b>	1432	1142
Rebounds per game	42.1	33.6
Rebounding margin	+8.5	-
<b>ASSISTS</b>	532	460
Assists per game	15.6	13.5
<b>TURNOVERS</b>	490	393
Turnovers per game	14.4	11.6
Turnover margin	-2.9	-
Assist/turnover ratio	1.1	1.2
<b>STEALS</b>	197	241
Steals per game	5.8	7.1
<b>BLOCKS</b>	151	83
Blocks per game	4.4	2.4
<b>WINNING STREAK</b>	10	-
Home win streak	9	-
<b>ATTENDANCE</b>	26457	22353
Home games-Avg/Game	14-1890	14-1478
Neutral site-Avg/Game	-	6-276

<b>Score by Periods</b>	<b>1st</b>	<b>2nd</b>	<b>3rd</b>	<b>4th</b>	<b>OT</b>	<b>Totals</b>
Central Michigan	756	674	697	674	12	2813
Opponents	509	602	639	642	3	2395



**2017-18 CMU Women's Basketball**  
**Central Michigan Category Leaders (as of Mar 19, 2018)**  
**All games**

<b>Points</b>	<b>G</b>	<b>Pts</b>	<b>Pts/G</b>	<b>Scoring Average</b>	<b>G</b>	<b>Pts</b>	<b>Avg/G</b>
MOORE, Tinara	34	644	18.9	MOORE, Tinara	34	644	18.9
HUDSON, Presley	34	624	18.4	HUDSON, Presley	34	624	18.4
FROST, Reyna	34	471	13.9	FROST, Reyna	34	471	13.9
BREEN, Cassie	34	414	12.2	BREEN, Cassie	34	414	12.2
KELLY, Micaela	34	396	11.6	KELLY, Micaela	34	396	11.6
BUSSELL, Kyra	33	88	2.7	BUSSELL, Kyra	33	88	2.7
SWARY, Aleah	31	76	2.5	SWARY, Aleah	31	76	2.5
WATTERS, Maddy	34	51	1.5	KARASINSKI, Sophia	11	18	1.6
BIRD, Gabrielle	16	18	1.1	KELLY, MacKenna	5	8	1.6
KARASINSKI, Sophia	11	18	1.6	WATTERS, Maddy	34	51	1.5
KELLY, MacKenna	5	8	1.6	BIRD, Gabrielle	16	18	1.1
ROBINSON, Jaeda	10	5	0.5	ROBINSON, Jaeda	10	5	0.5

<b>FG Percentage</b>	<b>FG</b>	<b>Att</b>	<b>Pct</b>	<b>Field Goal Attempts</b>	<b>G</b>	<b>Att</b>	<b>Att/G</b>
KELLY, MacKenna	3	3	1.000	HUDSON, Presley	34	458	13.5
MOORE, Tinara	230	398	.578	MOORE, Tinara	34	398	11.7
FROST, Reyna	188	365	.515	FROST, Reyna	34	365	10.7
KELLY, Micaela	146	285	.512	BREEN, Cassie	34	328	9.6
HUDSON, Presley	195	458	.426	KELLY, Micaela	34	285	8.4
BREEN, Cassie	137	328	.418				
BUSSELL, Kyra	33	81	.407	<b>Field Goals Made</b>	<b>G</b>	<b>Made</b>	<b>Made/G</b>
ROBINSON, Jaeda	2	6	.333	MOORE, Tinara	34	230	6.8
KARASINSKI, Sophia	5	15	.333	HUDSON, Presley	34	195	5.7
WATTERS, Maddy	18	55	.327	FROST, Reyna	34	188	5.5
SWARY, Aleah	26	82	.317	KELLY, Micaela	34	146	4.3
BIRD, Gabrielle	8	28	.286	BREEN, Cassie	34	137	4.0

<b>3-Point Percentage</b>	<b>3FG</b>	<b>Att</b>	<b>Pct</b>	<b>3-Point FG Attempts</b>	<b>G</b>	<b>Att</b>	<b>Att/G</b>
KELLY, MacKenna	2	2	1.000	HUDSON, Presley	34	275	8.1
HUDSON, Presley	122	275	.444	BREEN, Cassie	34	226	6.6
KARASINSKI, Sophia	4	10	.400	KELLY, Micaela	34	106	3.1
KELLY, Micaela	42	106	.396	SWARY, Aleah	31	51	1.6
BREEN, Cassie	88	226	.389	MOORE, Tinara	34	43	1.3
ROBINSON, Jaeda	1	3	.333				
MOORE, Tinara	14	43	.326	<b>3-Point FG Made</b>	<b>G</b>	<b>Made</b>	<b>Made/G</b>
WATTERS, Maddy	10	31	.323	HUDSON, Presley	34	122	3.6
FROST, Reyna	12	39	.308	BREEN, Cassie	34	88	2.6
SWARY, Aleah	14	51	.275	KELLY, Micaela	34	42	1.2
BUSSELL, Kyra	1	4	.250	SWARY, Aleah	31	14	0.5
BIRD, Gabrielle	2	14	.143	MOORE, Tinara	34	14	0.4

<b>Free Throw Percent</b>	<b>FG</b>	<b>Att</b>	<b>Pct</b>	<b>Free Throw Attempts</b>	<b>G</b>	<b>Att</b>	<b>Att/G</b>
HUDSON, Presley	112	120	.933	MOORE, Tinara	34	213	6.3
BREEN, Cassie	52	60	.867	HUDSON, Presley	34	120	3.5
BUSSELL, Kyra	21	26	.808	FROST, Reyna	34	104	3.1
MOORE, Tinara	170	213	.798	KELLY, Micaela	34	86	2.5
FROST, Reyna	83	104	.798	BREEN, Cassie	34	60	1.8
KELLY, Micaela	62	86	.721				
SWARY, Aleah	10	15	.667	<b>Free Throws Made</b>	<b>G</b>	<b>Made</b>	<b>Made/G</b>
KARASINSKI, Sophia	4	6	.667	MOORE, Tinara	34	170	5.0
WATTERS, Maddy	5	11	.455	HUDSON, Presley	34	112	3.3
GAMBLE, Averi	0	2	.000	FROST, Reyna	34	83	2.4
				KELLY, Micaela	34	62	1.8
				BREEN, Cassie	34	52	1.5



**2017-18 CMU Women's Basketball**  
**Central Michigan Category Leaders (as of Mar 19, 2018)**  
**All games**

<b>Rebounds</b>	<b>G</b>	<b>Reb</b>	<b>Reb/G</b>	<b>Assists</b>	<b>G</b>	<b>No.</b>	<b>Ast/G</b>
FROST, Reyna	34	402	11.8	HUDSON, Presley	34	180	5.3
MOORE, Tinara	34	330	9.7	KELLY, Micaela	34	117	3.4
HUDSON, Presley	34	157	4.6	FROST, Reyna	34	78	2.3
KELLY, Micaela	34	148	4.4	MOORE, Tinara	34	52	1.5
BREEN, Cassie	34	90	2.6	WATTERS, Maddy	34	40	1.2

<b>Rebound Average</b>	<b>G</b>	<b>Reb</b>	<b>Avg/G</b>	<b>Steals</b>	<b>G</b>	<b>No.</b>	<b>Stl/G</b>
FROST, Reyna	34	402	11.8	FROST, Reyna	34	58	1.7
MOORE, Tinara	34	330	9.7	KELLY, Micaela	34	41	1.2
HUDSON, Presley	34	157	4.6	HUDSON, Presley	34	37	1.1
KELLY, Micaela	34	148	4.4	BREEN, Cassie	34	18	0.5
BREEN, Cassie	34	90	2.6	SWARY, Aleah	31	11	0.4

<b>Offensive Rebounds</b>	<b>G</b>	<b>No.</b>	<b>Avg/G</b>	<b>Blocked Shots</b>	<b>G</b>	<b>No.</b>	<b>Blk/G</b>
FROST, Reyna	34	154	4.5	MOORE, Tinara	34	78	2.3
MOORE, Tinara	34	87	2.6	FROST, Reyna	34	35	1.0
KELLY, Micaela	34	57	1.7	KELLY, Micaela	34	14	0.4
BUSSELL, Kyra	33	27	0.8	BUSSELL, Kyra	33	12	0.4
HUDSON, Presley	34	17	0.5	HUDSON, Presley	34	5	0.1

<b>Defensive Rebounds</b>	<b>G</b>	<b>No.</b>	<b>Avg/G</b>	<b>Minutes</b>	<b>G</b>	<b>No.</b>	<b>Min/G</b>
FROST, Reyna	34	248	7.3	HUDSON, Presley	34	1227	36.1
MOORE, Tinara	34	243	7.1	FROST, Reyna	34	1206	35.5
HUDSON, Presley	34	140	4.1	BREEN, Cassie	34	1124	33.1
KELLY, Micaela	34	91	2.7	MOORE, Tinara	34	1085	31.9
BREEN, Cassie	34	81	2.4	KELLY, Micaela	34	1054	31.0

<b>Fouls</b>	<b>G</b>	<b>No.</b>	<b>Per/G</b>	<b>Turnovers</b>	<b>G</b>	<b>No.</b>	<b>TO/G</b>
KELLY, Micaela	34	89	2.6	HUDSON, Presley	34	130	3.8
FROST, Reyna	34	76	2.2	MOORE, Tinara	34	89	2.6
MOORE, Tinara	34	75	2.2	KELLY, Micaela	34	74	2.2
HUDSON, Presley	34	75	2.2	FROST, Reyna	34	51	1.5
BREEN, Cassie	34	72	2.1	BREEN, Cassie	34	42	1.2

<b>Foulsouts</b>	<b>G</b>	<b>No.</b>
FROST, Reyna	34	4
HUDSON, Presley	34	3
KELLY, Micaela	34	3
BUSSELL, Kyra	33	1
BREEN, Cassie	34	1





**2017-18 CMU Women's Basketball**  
**Central Michigan Overall/Conference Statistics (as of Mar 19, 2018)**  
**All games**

SUMMARY	Overall Statistics										Conference Statistics									
	gp-gs	min/g	fg%	3fg%	ft%	r/g	a/g	stl	blk	pts/g	gp-gs	min/g	fg%	3fg%	ft%	r/g	a/g	stl	blk	pts/g
MOORE, Tinara	34-34	31.9	.578	.326	.798	9.7	1.5	9	78	18.9	18-18	33.7	.578	.333	.816	10.4	2.0	5	49	21.0
HUDSON, Presley	34-34	36.1	.426	.444	.933	4.6	5.3	37	5	18.4	18-18	36.4	.456	.496	.907	4.8	5.6	22	2	18.4
FROST, Reyna	34-34	35.5	.515	.308	.798	11.8	2.3	58	35	13.9	18-18	35.1	.547	.300	.825	10.9	2.1	31	20	15.4
BREEN, Cassie	34-34	33.1	.418	.389	.867	2.6	1.0	18	2	12.2	18-18	33.6	.371	.341	.885	2.6	0.8	10	2	10.8
KELLY, Micaela	34-34	31.0	.512	.396	.721	4.4	3.4	41	14	11.6	18-18	31.0	.510	.311	.604	4.4	3.4	25	7	11.1
BUSSELL, Kyra	33-0	9.2	.407	.250	.808	2.5	0.3	7	12	2.7	17-0	8.8	.432	.000	.750	2.4	0.3	2	6	2.4
SWARY, Aleah	31-0	7.7	.317	.275	.667	0.9	0.4	11	1	2.5	17-0	6.9	.310	.250	.750	0.8	0.1	3	1	2.3
KARASINSKI, Sophia	11-0	4.8	.333	.400	.667	0.8	0.3	0	0	1.6	6-0	5.0	.250	.250	.667	1.2	0.3	0	0	1.5
KELLY, MacKenna	5-0	3.6	1.000	1.000	.000	0.4	0.2	0	0	1.6	3-0	3.3	1.000	1.000	.000	0.3	0.0	0	0	1.0
WATTERS, Maddy	34-0	11.6	.327	.323	.455	0.8	1.2	9	1	1.5	18-0	10.2	.292	.333	.200	0.8	1.0	4	0	1.1
BIRD, Gabrielle	16-0	5.3	.286	.143	.000	0.9	0.3	4	3	1.1	8-0	4.9	.600	.400	.000	0.8	0.5	2	0	1.8
ROBINSON, Jaeda	10-0	2.8	.333	.333	.000	0.8	0.2	3	0	0.5	5-0	2.8	.333	.000	.000	0.6	0.2	1	0	0.4
YOST, Annie	2-0	2.0	.000	.000	.000	0.5	0.0	0	0	0.0	1-0	1.0	.000	.000	.000	1.0	0.0	0	0	0.0
GAMBLE, Averi	2-0	1.0	.000	.000	.000	0.5	0.0	0	0	0.0	1-0	1.0	.000	.000	.000	1.0	0.0	0	0	0.0
Totals	34		.471	.388	.807	42.1	15.6	197	151	82.7	18		.481	.376	.789	41.4	15.7	105	87	83.8
Opponent	34		.403	.333	.698	33.6	13.5	241	83	70.4	18		.414	.320	.685	34.1	13.8	117	42	71.3

SCORING	Overall Statistics								Conference Statistics							
	fg-fga	fg%	3fg-fga	3fg%	ft-fta	ft%	pts	pts/g	fg-fga	fg%	3fg-fga	3fg%	ft-fta	ft%	pts	pts/g
MOORE, Tinara	230-398	.578	14-43	.326	170-213	.798	644	18.9	133-230	.578	10-30	.333	102-125	.816	378	21.0
HUDSON, Presley	195-458	.426	122-275	.444	112-120	.933	624	18.4	109-239	.456	64-129	.496	49-54	.907	331	18.4
FROST, Reyna	188-365	.515	12-39	.308	83-104	.798	471	13.9	110-201	.547	6-20	.300	52-63	.825	278	15.4
BREEN, Cassie	137-328	.418	88-226	.389	52-60	.867	414	12.2	65-175	.371	42-123	.341	23-26	.885	195	10.8
KELLY, Micaela	146-285	.512	42-106	.396	62-86	.721	396	11.6	76-149	.510	19-61	.311	29-48	.604	200	11.1
BUSSELL, Kyra	33-81	.407	1-4	.250	21-26	.808	88	2.7	19-44	.432	0-1	.000	3-4	.750	41	2.4
SWARY, Aleah	26-82	.317	14-51	.275	10-15	.667	76	2.5	13-42	.310	7-28	.250	6-8	.750	39	2.3
KARASINSKI, Sophia	5-15	.333	4-10	.400	4-6	.667	18	1.6	2-8	.250	1-4	.250	4-6	.667	9	1.5
KELLY, MacKenna	3-3	1.000	2-2	1.000	0-0	.000	8	1.6	1-1	1.000	1-1	1.000	0-0	.000	3	1.0
WATTERS, Maddy	18-55	.327	10-31	.323	5-11	.455	51	1.5	7-24	.292	4-12	.333	1-5	.200	19	1.1
BIRD, Gabrielle	8-28	.286	2-14	.143	0-0	.000	18	1.1	6-10	.600	2-5	.400	0-0	.000	14	1.8
ROBINSON, Jaeda	2-6	.333	1-3	.333	0-0	.000	5	0.5	1-3	.333	0-1	.000	0-0	.000	2	0.4
YOST, Annie	0-0	.000	0-0	.000	0-0	.000	0	0.0	0-0	.000	0-0	.000	0-0	.000	0	0.0
GAMBLE, Averi	0-0	.000	0-0	.000	0-2	.000	0	0.0	0-0	.000	0-0	.000	0-2	.000	0	0.0
Totals	991-2104	.471	312-804	.388	519-643	.807	2813	82.7	542-1126	.481	156-415	.376	269-341	.789	1509	83.8
Opponent	906-2250	.403	239-718	.333	344-493	.698	2395	70.4	496-1198	.414	122-381	.320	170-248	.685	1284	71.3

TOTALS	Overall Statistics										Conference Statistics									
	o-reb	d-reb	total	pf	fo	a	to	a/to	hi	pts	o-reb	d-reb	total	pf	fo	a	to	a/to	hi	pts
MOORE, Tinara	87	243	330	75	0	52	89	0.6	36	36	50	138	188	40	0	36	46	0.8	36	36
HUDSON, Presley	17	140	157	75	3	180	130	1.4	31	31	9	77	86	41	1	100	66	1.5	31	31
FROST, Reyna	154	248	402	76	4	78	51	1.5	25	25	81	116	197	36	1	38	31	1.2	25	25
BREEN, Cassie	9	81	90	72	1	33	42	0.8	31	31	5	41	46	35	0	15	22	0.7	31	31
KELLY, Micaela	57	91	148	89	3	117	74	1.6	26	26	28	52	80	48	1	61	38	1.6	26	26
BUSSELL, Kyra	27	54	81	61	1	9	22	0.4	12	12	12	29	41	31	0	5	11	0.5	12	12
SWARY, Aleah	9	20	29	5	0	13	17	0.8	9	9	3	11	14	2	0	2	9	0.2	9	9
KARASINSKI, Sophia	1	8	9	3	0	3	3	1.0	9	9	1	6	7	3	0	2	3	0.7	9	9
KELLY, MacKenna	0	2	2	4	0	1	3	0.3	3	3	0	1	1	2	0	0	2	0.0	3	3
WATTERS, Maddy	10	18	28	26	0	40	38	1.1	9	9	5	10	15	13	0	18	15	1.2	9	9
BIRD, Gabrielle	6	8	14	8	0	4	5	0.8	4	4	2	4	6	4	0	4	2	2.0	4	4
ROBINSON, Jaeda	0	8	8	1	0	2	2	1.0	3	3	0	3	3	1	0	1	1	1.0	3	3
YOST, Annie	0	1	1	0	0	0	0	0.0	0	0	0	1	1	0	0	0	0	0.0	0	0
GAMBLE, Averi	1	0	1	0	0	0	1	0.0	0	0	1	0	1	0	0	0	0	0.0	0	0
Totals	437	995	1432	495	12	532	490	1.1	103	103	221	525	746	256	3	282	253	1.1	103	103
Opponent	409	733	1142	620	-	460	393	1.2	91	91	211	402	613	327	-	249	219	1.1	91	91



**2017-18 CMU Women's Basketball**  
**Central Michigan Team Game-by-Game (as of Mar 19, 2018)**  
**All games**

**TEAM STATISTICS**

Opponent	Date	Score	L	Total		3-Pointers		Free throws		Rebounds				pf	a	t/o	blk	stl	pts	avg
				fg-fga	pct	3fg-fga	pct	ft-fa	pct	off	def	tot	avg							
PURDUE	11/10/17	69-79	L	25-60	.417	11-23	.478	8-9	.889	19	21	40	40.0	21	14	23	3	5	69	69.0
VANDERBILT	11/14/17	92-75	W	29-64	.453	10-31	.323	24-25	.960	9	24	33	36.5	14	17	12	6	10	92	80.5
COLL. OF CHARLESTON	11/17/17	79-58	W	25-60	.417	13-31	.419	16-19	.842	16	31	47	40.0	13	18	16	6	6	79	80.0
vs San Diego State	11/24/17	85-76	Wot	31-67	.463	10-30	.333	13-18	.722	16	38	54	43.5	17	20	16	2	2	85	81.2
vs Iowa State	11/25/17	81-60	W	27-64	.422	14-24	.583	13-18	.722	15	28	43	43.4	19	20	11	4	7	81	81.2
AQUINAS	11/30/17	96-47	W	33-71	.465	14-33	.424	16-19	.842	16	35	51	44.7	12	19	13	4	12	96	83.7
at Oakland	12/3/17	103-85	W	36-62	.581	9-21	.429	22-24	.917	6	27	33	43.0	14	19	10	2	7	103	86.4
at SIUE	12/7/17	94-56	W	33-63	.524	10-24	.417	18-24	.750	14	35	49	43.8	14	21	15	4	10	94	87.4
at Indiana State	12/9/17	77-67	W	24-64	.375	11-23	.478	18-18	1.000	15	27	42	43.6	15	13	16	5	9	77	86.2
at Duquesne	12/17/17	61-64	L	22-61	.361	5-20	.250	12-15	.800	19	22	41	43.3	16	13	12	4	6	61	83.7
QUINNIPIAC	12/21/17	70-84	L	27-58	.466	9-29	.310	7-13	.538	9	27	36	42.6	8	18	16	1	3	70	82.5
at Ball State	12/30/17	69-65	W	23-61	.377	6-30	.200	17-19	.895	15	40	55	43.7	17	13	26	7	3	69	81.3
OHIO	1/3/18	82-58	W	30-61	.492	8-19	.421	14-15	.933	15	32	47	43.9	17	16	15	6	4	82	81.4
at Miami	1/6/18	84-66	W	32-64	.500	7-17	.412	13-18	.722	15	27	42	43.8	13	16	18	4	11	84	81.6
BOWLING GREEN	1/10/18	90-54	W	34-66	.515	10-22	.455	12-15	.800	11	32	43	43.7	16	20	10	9	8	90	82.1
KENT STATE	1/13/18	88-84	W	30-69	.435	11-29	.379	17-19	.895	17	21	38	43.4	13	17	11	7	12	88	82.5
at Northern Illinois	1/17/18	81-78	W	32-71	.451	5-19	.263	12-15	.800	16	21	37	43.0	15	12	9	5	8	81	82.4
at Akron	1/20/18	95-86	W	32-61	.525	14-34	.412	17-25	.680	8	24	32	42.4	19	14	10	1	3	95	83.1
WESTERN MICHIGAN	1/27/18	74-70	W	20-44	.455	9-19	.474	25-30	.833	5	18	23	41.4	14	10	10	4	8	74	82.6
BUFFALO	1/31/18	86-79	W	26-65	.400	10-27	.370	24-32	.750	18	37	55	42.0	18	15	21	4	6	86	82.8
at Eastern Michigan	2/3/18	95-72	W	35-57	.614	10-26	.385	15-22	.682	9	23	32	41.6	15	19	14	5	7	95	83.4
at Ohio	2/7/18	74-72	W	27-60	.450	9-24	.375	11-18	.611	13	34	47	41.8	10	20	22	4	5	74	83.0
TOLEDO	2/10/18	85-47	W	35-64	.547	7-15	.467	8-15	.533	10	40	50	42.2	9	16	13	2	8	85	83.0
at Buffalo	2/14/18	82-85	L	31-62	.500	6-23	.261	14-19	.737	11	25	36	41.9	18	17	10	5	2	82	83.0
EASTERN MICHIGAN	2/17/18	95-82	W	36-68	.529	12-23	.522	11-12	.917	11	33	44	42.0	12	16	10	10	2	95	83.5
NORTHERN ILLINOIS	2/21/18	91-77	W	34-72	.472	6-19	.316	17-17	1.000	15	26	41	42.0	16	20	4	6	2	91	83.8
at Western Michigan	2/24/18	78-62	W	25-49	.510	12-23	.522	16-20	.800	9	37	46	42.1	13	7	23	3	4	78	83.6
BALL STATE	2/28/18	88-80	W	33-76	.434	10-29	.345	12-13	.923	14	24	38	42.0	8	16	10	4	8	88	83.7
at Toledo	03/03/18	72-67	W	27-56	.482	4-17	.235	14-17	.824	9	31	40	41.9	13	18	17	1	4	72	83.3
vs Eastern Michigan	03-07-18	67-64	W	26-58	.448	3-17	.176	12-16	.750	12	38	50	42.2	16	8	23	9	5	67	82.8
vs Miami	03-09-18	61-58	W	25-52	.481	4-15	.267	7-8	.875	9	28	37	42.0	10	7	13	7	1	61	82.1
vs Buffalo	03-10-18	96-91	W	30-56	.536	12-22	.545	24-32	.750	14	30	44	42.1	19	16	17	3	2	96	82.5
vs LSU	03/17/18	78-69	W	28-56	.500	7-19	.368	15-17	.882	14	26	40	42.0	14	13	12	1	2	78	82.4
at Ohio State	03/19/18	95-78	W	28-62	.452	14-27	.519	25-27	.926	13	33	46	42.1	17	14	12	3	5	95	82.7
Central Michigan		2813		991-2104	.471	312-804	.388	519-643	.807	437	995	1432	42.1	495	532	490	151	197	2813	82.7
Opponents		2395		906-2250	.403	239-718	.333	344-493	.698	409	733	1142	33.6	620	460	393	83	241	2395	70.4

Games played: 34  
Points/game: 82.7  
FG Pct: 47.1  
3FG Pct: 38.8  
FT Pct: 80.7

Rebounds/game: 42.1  
Assists/game: 15.6  
Turnovers/game: 14.4  
Assist/turnover ratio: 1.1  
Steals/game: 5.8  
Blocks/game: 4.4



**2017-18 CMU Women's Basketball**  
**Central Michigan Opponent Game-by-Game (as of Mar 19, 2018)**  
**All games**

**OPPONENT STATISTICS**

Opponent	Date	Score	L	Total		3-Pointers		Free throws		Rebounds				pf	a	t/o	blk	stl	pts	avg
				fg-fga	pct	3fg-fga	pct	ft-fa	pct	off	def	tot	avg							
PURDUE	11/10/17	69-79	L	26-54	.481	9-16	.563	18-25	.720	8	16	24	24.0	13	15	11	4	13	79	79.0
VANDERBILT	11/14/17	92-75	W	28-60	.467	10-18	.556	9-12	.750	10	26	36	30.0	26	15	19	0	6	75	77.0
COLL. OF CHARLESTON	11/17/17	79-58	W	23-64	.359	6-19	.316	6-16	.375	15	19	34	31.3	15	11	13	0	9	58	70.7
vs San Diego State	11/24/17	85-76	Wot	26-82	.317	9-30	.300	15-21	.714	21	19	40	33.5	20	13	4	0	6	76	72.0
vs Iowa State	11/25/17	81-60	W	20-56	.357	7-21	.333	13-19	.684	11	24	35	33.8	20	12	14	5	3	60	69.6
AQUINAS	11/30/17	96-47	W	17-59	.288	5-24	.208	8-12	.667	9	22	31	33.3	15	6	21	3	6	47	65.8
at Oakland	12/3/17	103-85	W	33-70	.471	10-20	.500	9-14	.643	11	23	34	33.4	24	19	12	1	7	85	68.6
at SIUE	12/7/17	94-56	W	22-65	.338	2-12	.167	10-17	.588	12	19	31	33.1	20	11	16	1	4	56	67.0
at Indiana State	12/9/17	77-67	W	27-59	.458	7-18	.389	6-10	.600	6	25	31	32.9	15	16	14	8	10	67	67.0
at Duquesne	12/17/17	61-64	L	20-58	.345	8-20	.400	16-18	.889	16	23	39	33.5	18	13	11	4	3	64	66.7
QUINNIPIAC	12/21/17	70-84	L	35-71	.493	10-25	.400	4-4	1.000	9	24	33	33.5	16	23	7	2	9	84	68.3
at Ball State	12/30/17	69-65	W	26-81	.321	5-32	.156	8-18	.444	20	24	44	34.3	16	15	13	2	9	65	68.0
OHIO	1/3/18	82-58	W	21-61	.344	5-21	.238	11-19	.579	11	17	28	33.8	15	6	12	3	4	58	67.2
at Miami	1/6/18	84-66	W	25-61	.410	4-18	.222	12-14	.857	11	19	30	33.6	15	11	17	2	12	66	67.1
BOWLING GREEN	1/10/18	90-54	W	19-60	.317	4-16	.250	12-15	.800	10	23	33	33.5	18	6	15	2	4	54	66.3
KENT STATE	1/13/18	88-84	W	34-63	.540	8-17	.471	8-11	.727	11	22	33	33.5	17	15	18	3	7	84	67.4
at Northern Illinois	1/17/18	81-78	W	31-62	.500	8-16	.500	8-11	.727	11	25	36	33.6	17	14	12	2	6	78	68.0
at Akron	1/20/18	95-86	W	31-65	.477	8-20	.400	16-23	.696	12	25	37	33.8	23	18	13	0	3	86	69.0
WESTERN MICHIGAN	1/27/18	74-70	W	28-58	.483	8-14	.571	6-7	.857	12	24	36	33.9	25	16	13	1	4	70	69.1
BUFFALO	1/31/18	86-79	W	28-82	.341	8-35	.229	15-22	.682	22	25	47	34.6	24	14	13	3	14	79	69.6
at Eastern Michigan	2/3/18	95-72	W	29-62	.468	5-14	.357	9-18	.500	13	16	29	34.3	24	5	14	0	5	72	69.7
at Ohio	2/7/18	74-72	W	28-72	.389	8-32	.250	8-10	.800	10	24	34	34.3	15	16	11	1	14	72	69.8
TOLEDO	2/10/18	85-47	W	21-71	.296	4-24	.167	1-2	.500	11	22	33	34.3	14	12	12	5	3	47	68.8
at Buffalo	2/14/18	82-85	L	32-69	.464	5-14	.357	16-22	.727	15	24	39	34.5	16	19	5	3	4	85	69.5
EASTERN MICHIGAN	2/17/18	95-82	W	29-68	.426	11-21	.524	13-22	.591	10	22	32	34.4	18	13	7	3	4	82	70.0
NORTHERN ILLINOIS	2/21/18	91-77	W	29-63	.460	8-20	.400	11-14	.786	9	23	32	34.3	19	20	7	1	2	77	70.2
at Western Michigan	2/24/18	78-62	W	25-68	.368	7-24	.292	5-6	.833	5	17	22	33.8	19	12	7	5	13	62	69.9
BALL STATE	2/28/18	88-80	W	32-63	.508	10-25	.400	6-8	.750	7	29	36	33.9	13	15	18	5	6	80	70.3
at Toledo	03/03/18	72-67	W	28-69	.406	6-18	.333	5-6	.833	11	21	32	33.8	19	22	12	1	3	67	70.2
vs Eastern Michigan	03-07-18	67-64	W	25-74	.338	3-15	.200	11-15	.733	11	23	34	33.8	17	4	7	3	13	64	70.0
vs Miami	03-09-18	61-58	W	21-64	.328	7-30	.233	9-10	.900	13	18	31	33.7	13	12	6	0	7	58	69.6
vs Buffalo	03-10-18	96-91	W	30-74	.405	11-26	.423	20-26	.769	18	16	34	33.8	27	17	5	2	13	91	70.2
vs LSU	03/17/18	78-69	W	28-69	.406	2-14	.143	11-12	.917	14	13	27	33.5	15	10	2	3	6	69	70.2
at Ohio State	03/19/18	95-78	W	29-73	.397	11-29	.379	9-14	.643	14	21	35	33.6	19	14	12	5	9	78	70.4
Opponents		2395		906-2250	.403	239-718	.333	344-493	.698	409	733	1142	33.6	620	460	393	83	241	2395	70.4
Central Michigan		2813		991-2104	.471	312-804	.388	519-643	.807	437	995	1432	42.1	495	532	490	151	197	2813	82.7

Games played: 34  
Points/game: 70.4  
FG Pct: 40.3  
3FG Pct: 33.3  
FT Pct: 69.8

Rebounds/game: 33.6  
Assists/game: 13.5  
Turnovers/game: 11.6  
Assist/turnover ratio: 1.2  
Steals/game: 7.1  
Blocks/game: 2.4



**2017-18 CMU Women's Basketball**  
**Central Michigan Team Game-by-Game Comparison (as of Mar 19, 2018)**  
**All games**

Opponent	1st	2nd	Score	Mar	Total FG	FG Pct	3-Pointers	3FG Pct	Free Throws	FT Pct	Rebounds
PURDUE	37/25	32/54	69-79	(10)	25-60/26-54	.417/.481	11-23/9-16	.478/.563	8-9/18-25	.889/.720	40/24 +16
VANDERBILT	47/33	45/42	92-75	+17	29-64/28-60	.453/.467	10-31/10-18	.323/.556	24-25/9-12	.960/.750	33/36 (3)
COLL. OF CHARLESTON	45/38	34/20	79-58	+21	25-60/23-64	.417/.359	13-31/6-19	.419/.316	16-19/6-16	.842/.375	47/34 +13
San Diego State	37/38	36/35	85-76	+9	31-67/26-82	.463/.317	10-30/9-30	.333/.300	13-18/15-21	.722/.714	54/40 +14
Iowa State	42/33	39/27	81-60	+21	27-64/20-56	.422/.357	14-24/7-21	.583/.333	13-18/13-19	.722/.684	43/35 +8
AQUINAS	61/24	35/23	96-47	+49	33-71/17-59	.465/.288	14-33/5-24	.424/.208	16-19/8-12	.842/.667	51/31 +20
Oakland	54/42	49/43	103-85	+18	36-62/33-70	.581/.471	9-21/10-20	.429/.500	22-24/9-14	.917/.643	33/34 (1)
SIUE	44/25	50/31	94-56	+38	33-63/22-65	.524/.338	10-24/2-12	.417/.167	18-24/10-17	.750/.588	49/31 +18
Indiana State	42/24	35/43	77-67	+10	24-64/27-59	.375/.458	11-23/7-18	.478/.389	18-18/6-10	1000/.600	42/31 +11
Duquesne	42/29	19/35	61-64	(3)	22-61/20-58	.361/.345	5-20/8-20	.250/.400	12-15/16-18	.800/.889	41/39 +2
QUINNIPIAC	36/39	34/45	70-84	(14)	27-58/35-71	.466/.493	9-29/10-25	.310/.400	7-13/4-4	.538/1000	36/33 +3
Ball State	31/24	38/41	69-65	+4	23-61/26-81	.377/.321	6-30/5-32	.200/.156	17-19/8-18	.895/.444	55/44 +11
OHIO	54/31	28/27	82-58	+24	30-61/21-61	.492/.344	8-19/5-21	.421/.238	14-15/11-19	.933/.579	47/28 +19
Miami	46/36	38/30	84-66	+18	32-64/25-61	.500/.410	7-17/4-18	.412/.222	13-18/12-14	.722/.857	42/30 +12
BOWLING GREEN	53/27	37/27	90-54	+36	34-66/19-60	.515/.317	10-22/4-16	.455/.250	12-15/12-15	.800/.800	43/33 +10
KENT STATE	44/35	44/49	88-84	+4	30-69/34-63	.435/.540	11-29/8-17	.379/.471	17-19/8-11	.895/.727	38/33 +5
Northern Illinois	34/37	47/41	81-78	+3	32-71/31-62	.451/.500	5-19/8-16	.263/.500	12-15/8-11	.800/.727	37/36 +1
Akron	47/38	48/48	95-86	+9	32-61/31-65	.525/.477	14-34/8-20	.412/.400	17-25/16-23	.680/.696	32/37 (5)
WESTERN MICHIGAN	35/36	39/34	74-70	+4	20-44/28-58	.455/.483	9-19/8-14	.474/.571	25-30/6-7	.833/.857	23/36 (13)
BUFFALO	38/35	48/44	86-79	+7	26-65/28-82	.400/.341	10-27/8-35	.370/.229	24-32/15-22	.750/.682	55/47 +8
Eastern Michigan	36/28	59/44	95-72	+23	35-57/29-62	.614/.468	10-26/5-14	.385/.357	15-22/9-18	.682/.500	32/29 +3
Ohio	40/33	34/39	74-72	+2	27-60/28-72	.450/.389	9-24/8-32	.375/.250	11-18/8-10	.611/.800	47/34 +13
TOLEDO	45/20	40/27	85-47	+38	35-64/21-71	.547/.296	7-15/4-24	.467/.167	8-15/1-2	.533/.500	50/33 +17
Buffalo	48/46	34/39	82-85	(3)	31-62/32-69	.500/.464	6-23/5-14	.261/.357	14-19/16-22	.737/.727	36/39 (3)
EASTERN MICHIGAN	50/36	45/46	95-82	+13	36-68/29-68	.529/.426	12-23/11-21	.522/.524	11-12/13-22	.917/.591	44/32 +12
NORTHERN ILLINOIS	47/39	44/38	91-77	+14	34-72/29-63	.472/.460	6-19/8-20	.316/.400	17-17/11-14	1000/.786	41/32 +9
Western Michigan	45/27	33/35	78-62	+16	25-49/25-68	.510/.368	12-23/7-24	.522/.292	16-20/5-6	.800/.833	46/22 +24
BALL STATE	36/45	52/35	88-80	+8	33-76/32-63	.434/.508	10-29/10-25	.345/.400	12-13/6-8	.923/.750	38/36 +2
Toledo	35/43	37/24	72-67	+5	27-56/28-69	.482/.406	4-17/6-18	.235/.333	14-17/5-6	.824/.833	40/32 +8
Eastern Michigan	35/21	32/43	67-64	+3	26-58/25-74	.448/.338	3-17/3-15	.176/.200	12-16/11-15	.750/.733	50/34 +16
Miami	27/25	34/33	61-58	+3	25-52/21-64	.481/.328	4-15/7-30	.267/.233	7-8/9-10	.875/.900	37/31 +6
Buffalo	43/40	53/51	96-91	+5	30-56/30-74	.536/.405	12-22/11-26	.545/.423	24-32/20-26	.750/.769	44/34 +10
LSU	40/38	38/31	78-69	+9	28-56/28-69	.500/.406	7-19/2-14	.368/.143	15-17/11-12	.882/.917	40/27 +13
Ohio State	34/21	61/57	95-78	+17	28-62/29-73	.452/.397	14-27/11-29	.519/.379	25-27/9-14	.926/.643	46/35 +11

Note: Game totals are displayed in the format TEAM/OPPONENT for each category





**2017-18 CMU Women's Basketball**  
**Central Michigan Game-by-Game Highs (as of Mar 19, 2018)**  
**All games**

<b>Opponent</b>	<b>Date</b>	<b>Score</b>	<b>Points</b>	<b>Rebounds</b>	<b>Assists</b>	<b>Steals</b>	<b>Blocked shots</b>
PURDUE	11/10/17	69-79	23-FROST, Reyna	16-FROST, Reyna	5-HUDSON, Presley	2-FROST, Reyna HUDSON, Presley	1-MOORE, Tinara KELLY, Micaela FROST, Reyna
VANDERBILT	11/14/17	92-75	31-BREEN, Cassie	10-FROST, Reyna	6-HUDSON, Presley	4-FROST, Reyna	3-MOORE, Tinara
COLL. OF CHARLESTON	11/17/17	79-58	27-HUDSON, Presley	17-FROST, Reyna	9-KELLY, Micaela	3-FROST, Reyna	2-KELLY, Micaela FROST, Reyna
vs San Diego State	11/24/17	85-76	27-MOORE, Tinara	19-MOORE, Tinara	6-KELLY, Micaela	1-SWARY, Aleah KELLY, Micaela	2-MOORE, Tinara
vs Iowa State	11/25/17	81-60	23-HUDSON, Presley	11-MOORE, Tinara	6-KELLY, Micaela	3-HUDSON, Presley	4-MOORE, Tinara
AQUINAS	11/30/17	96-47	17-HUDSON, Presley	13-FROST, Reyna	7-WATTERS, Maddy	4-BREEN, Cassie	2-FROST, Reyna
at Oakland	12/3/17	103-85	28-MOORE, Tinara	11-MOORE, Tinara	7-HUDSON, Presley	4-KELLY, Micaela	2-MOORE, Tinara
at SIUE	12/7/17	94-56	20-BREEN, Cassie	18-FROST, Reyna	6-KELLY, Micaela	4-FROST, Reyna	2-BUSSELL, Kyra
at Indiana State	12/9/17	77-67	26-HUDSON, Presley	14-FROST, Reyna	6-HUDSON, Presley	3-HUDSON, Presley	3-MOORE, Tinara
at Duquesne	12/17/17	61-64	21-MOORE, Tinara	13-FROST, Reyna	5-HUDSON, Presley	4-SWARY, Aleah	2-HUDSON, Presley
QUINNIPIAC	12/21/17	70-84	23-MOORE, Tinara	8-FROST, Reyna MOORE, Tinara	7-HUDSON, Presley	1-BUSSELL, Kyra MOORE, Tinara KELLY, Micaela	1-MOORE, Tinara
at Ball State	12/30/17	69-65	23-FROST, Reyna	19-FROST, Reyna	5-HUDSON, Presley	2-BREEN, Cassie	5-MOORE, Tinara
OHIO	1/3/18	82-58	22-MOORE, Tinara	16-MOORE, Tinara	5-KELLY, Micaela	2-KELLY, Micaela	3-MOORE, Tinara
at Miami	1/6/18	84-66	24-MOORE, Tinara	13-FROST, Reyna	8-HUDSON, Presley	4-HUDSON, Presley	3-FROST, Reyna
BOWLING GREEN	1/10/18	90-54	25-FROST, Reyna	10-BUSSELL, Kyra	9-HUDSON, Presley	4-FROST, Reyna	5-MOORE, Tinara
KENT STATE	1/13/18	88-84	26-BREEN, Cassie	14-MOORE, Tinara	6-HUDSON, Presley	5-HUDSON, Presley	4-FROST, Reyna
at Northern Illinois	1/17/18	81-78	22-KELLY, Micaela	13-FROST, Reyna	4-KELLY, Micaela	3-FROST, Reyna	2-MOORE, Tinara FROST, Reyna
at Akron	1/20/18	95-86	29-MOORE, Tinara	11-MOORE, Tinara	9-HUDSON, Presley	3-FROST, Reyna	1-KELLY, Micaela
WESTERN MICHIGAN	1/27/18	74-70	19-KELLY, Micaela	6-FROST, Reyna	5-KELLY, Micaela	4-KELLY, Micaela	3-MOORE, Tinara
BUFFALO	1/31/18	86-79	24-MOORE, Tinara	15-MOORE, Tinara	7-KELLY, Micaela	2-FROST, Reyna KELLY, Micaela	3-MOORE, Tinara
at Eastern Michigan	2/3/18	95-72	28-MOORE, Tinara	10-MOORE, Tinara	7-HUDSON, Presley	3-HUDSON, Presley	4-MOORE, Tinara
at Ohio	2/7/18	74-72	22-HUDSON, Presley	15-FROST, Reyna MOORE, Tinara	6-FROST, Reyna	3-KELLY, Micaela	4-MOORE, Tinara
TOLEDO	2/10/18	85-47	22-MOORE, Tinara	10-KELLY, Micaela	5-HUDSON, Presley	2-FROST, Reyna WATTERS, Maddy HUDSON, Presley	1-FROST, Reyna MOORE, Tinara
at Buffalo	2/14/18	82-85	23-FROST, Reyna	16-FROST, Reyna	6-KELLY, Micaela	1-WATTERS, Maddy FROST, Reyna	4-MOORE, Tinara
EASTERN MICHIGAN	2/17/18	95-82	26-MOORE, Tinara	20-FROST, Reyna	6-KELLY, Micaela	2-BREEN, Cassie	8-MOORE, Tinara
NORTHERN ILLINOIS	2/21/18	91-77	36-MOORE, Tinara	12-MOORE, Tinara	13-HUDSON, Presley	1-KELLY, Micaela HUDSON, Presley	2-FROST, Reyna
at Western Michigan	2/24/18	78-62	31-HUDSON, Presley	8-MOORE, Tinara HUDSON, Presley	3-MOORE, Tinara	1-BREEN, Cassie BIRD, Gabrielle FROST, Reyna HUDSON, Presley	2-MOORE, Tinara
BALL STATE	2/28/18	88-80	26-HUDSON, Presley	11-MOORE, Tinara	5-MOORE, Tinara HUDSON, Presley	3-KELLY, Micaela FROST, Reyna	2-KELLY, Micaela
at Toledo	03/03/18	72-67	18-MOORE, Tinara	12-MOORE, Tinara	9-HUDSON, Presley	2-FROST, Reyna	1-FROST, Reyna
vs Eastern Michigan	03-07-18	67-64	17-MOORE, Tinara	14-FROST, Reyna	4-HUDSON, Presley	4-FROST, Reyna	3-MOORE, Tinara
vs Miami	03-09-18	61-58	18-FROST, Reyna	13-MOORE, Tinara	3-KELLY, Micaela	1-FROST, Reyna	3-MOORE, Tinara FROST, Reyna
vs Buffalo	03-10-18	96-91	26-KELLY, Micaela HUDSON, Presley	14-MOORE, Tinara	4-BREEN, Cassie HUDSON, Presley KELLY, Micaela	1-BREEN, Cassie FROST, Reyna	2-MOORE, Tinara
vs LSU	03/17/18	78-69	25-MOORE, Tinara	12-FROST, Reyna	8-HUDSON, Presley	1-BREEN, Cassie	1-FROST, Reyna
at Ohio State	03/19/18	95-78	28-HUDSON, Presley	13-FROST, Reyna	5-HUDSON, Presley	2-BREEN, Cassie FROST, Reyna	2-MOORE, Tinara



**2017-18 CMU Women's Basketball**  
**Central Michigan Team High/Low Analysis (as of Mar 19, 2018)**  
**All games**

**Central Michigan - TEAM GAME HIGHS**

POINTS	103		at Oakland (12/3/17)
	96		vs Buffalo (03-10-18)
	96		AQUINAS (11/30/17)
	95		at Ohio State (03/19/18)
	95		EASTERN MICHIGAN (2/17/18)
	95		at Eastern Michigan (2/3/18)
	95		at Akron (1/20/18)
FIELD GOALS MADE	36		EASTERN MICHIGAN (2/17/18)
	36		at Oakland (12/3/17)
FIELD GOAL ATTEMPTS	76		BALL STATE (2/28/18)
	72		NORTHERN ILLINOIS (2/21/18)
FIELD GOAL PERCENTAGE	.614	(35-57)	at Eastern Michigan (2/3/18)
	.581	(36-62)	at Oakland (12/3/17)
3 PT FIELD GOALS MADE	14		at Ohio State (03/19/18)
	14		at Akron (1/20/18)
	14		AQUINAS (11/30/17)
	14		vs Iowa State (11/25/17)
3 PT FG ATTEMPTS	34		at Akron (1/20/18)
	33		AQUINAS (11/30/17)
3 PT FG PERCENTAGE	.583	(14-24)	vs Iowa State (11/25/17)
	.545	(12-22)	vs Buffalo (03-10-18)
FREE THROWS MADE	25		at Ohio State (03/19/18)
	25		WESTERN MICHIGAN (1/27/18)
FREE THROW ATTEMPTS	32		vs Buffalo (03-10-18)
	32		BUFFALO (1/31/18)
FREE THROW PERCENTAGE	1.000	(18-18)	at Indiana State (12/9/17)
	1.000	(17-17)	NORTHERN ILLINOIS (2/21/18)
REBOUNDS	55		BUFFALO (1/31/18)
	55		at Ball State (12/30/17)
ASSISTS	21		at SIUE (12/7/17)
	20		NORTHERN ILLINOIS (2/21/18)
	20		at Ohio (2/7/18)
	20		BOWLING GREEN (1/10/18)
	20		vs Iowa State (11/25/17)
	20		vs San Diego State (11/24/17)
STEALS	12		KENT STATE (1/13/18)
	12		AQUINAS (11/30/17)
BLOCKED SHOTS	10		EASTERN MICHIGAN (2/17/18)
	9		vs Eastern Michigan (03-07-18)
	9		BOWLING GREEN (1/10/18)
TURNOVERS	26		at Ball State (12/30/17)
	23		vs Eastern Michigan (03-07-18)
	23		at Western Michigan (2/24/18)
	23		PURDUE (11/10/17)
FOULS	21		PURDUE (11/10/17)
	19		vs Buffalo (03-10-18)
	19		at Akron (1/20/18)
	19		vs Iowa State (11/25/17)



**2017-18 CMU Women's Basketball**  
**Central Michigan High/Low Analysis (as of Mar 19, 2018)**  
**All games**

**Opponent - GAME HIGHS**

POINTS	91		vs Buffalo (03-10-18)
	86		at Akron (1/20/18)
	85		at Buffalo (2/14/18)
	85		at Oakland (12/3/17)
	84		KENT STATE (1/13/18)
	84		QUINNIPIAC (12/21/17)
FIELD GOALS MADE	35		QUINNIPIAC (12/21/17)
	34		KENT STATE (1/13/18)
FIELD GOAL ATTEMPTS	82		BUFFALO (1/31/18)
	82		vs San Diego State (11/24/17)
FIELD GOAL PERCENTAGE	.540	(34-63)	KENT STATE (1/13/18)
	.508	(32-63)	BALL STATE (2/28/18)
3 PT FIELD GOALS MADE	11		at Ohio State (03/19/18)
	11		vs Buffalo (03-10-18)
	11		EASTERN MICHIGAN (2/17/18)
3 PT FG ATTEMPTS	35		BUFFALO (1/31/18)
	32		at Ohio (2/7/18)
	32		at Ball State (12/30/17)
3 PT FG PERCENTAGE	.571	(8-14)	WESTERN MICHIGAN (1/27/18)
	.563	(9-16)	PURDUE (11/10/17)
FREE THROWS MADE	20		vs Buffalo (03-10-18)
	18		PURDUE (11/10/17)
FREE THROW ATTEMPTS	26		vs Buffalo (03-10-18)
	25		PURDUE (11/10/17)
FREE THROW PERCENTAGE	1.000	(4-4)	QUINNIPIAC (12/21/17)
	.917	(11-12)	vs LSU (03/17/18)
REBOUNDS	47		BUFFALO (1/31/18)
	44		at Ball State (12/30/17)
ASSISTS	23		QUINNIPIAC (12/21/17)
	22		at Toledo (03/03/18)
STEALS	14		at Ohio (2/7/18)
	14		BUFFALO (1/31/18)
BLOCKED SHOTS	8		at Indiana State (12/9/17)
	5		at Ohio State (03/19/18)
	5		BALL STATE (2/28/18)
	5		at Western Michigan (2/24/18)
	5		TOLEDO (2/10/18)
	5		vs Iowa State (11/25/17)
TURNOVERS	21		AQUINAS (11/30/17)
	19		VANDERBILT (11/14/17)
FOULS	27		vs Buffalo (03-10-18)
	26		VANDERBILT (11/14/17)



**2017-18 CMU Women's Basketball**  
**Central Michigan High/Low Analysis (as of Mar 19, 2018)**  
**All games**

**Central Michigan - GAME LOWS**

POINTS	61		at Duquesne (12/17/17)
	61		vs Miami (03-09-18)
	67		vs Eastern Michigan (03-07-18)
	69		PURDUE (11/10/17)
	69		at Ball State (12/30/17)
FIELD GOALS MADE	20		WESTERN MICHIGAN (1/27/18)
	22		at Duquesne (12/17/17)
FIELD GOAL ATTEMPTS	44		WESTERN MICHIGAN (1/27/18)
	49		at Western Michigan (2/24/18)
FIELD GOAL PERCENTAGE	.361	(22-61)	at Duquesne (12/17/17)
	.375	(24-64)	at Indiana State (12/9/17)
3 PT FIELD GOALS MADE	3		vs Eastern Michigan (03-07-18)
	4		at Toledo (03/03/18)
	4		vs Miami (03-09-18)
3 PT FG ATTEMPTS	15		TOLEDO (2/10/18)
	15		vs Miami (03-09-18)
3 PT FG PERCENTAGE	.176	(3-17)	vs Eastern Michigan (03-07-18)
	.200	(6-30)	at Ball State (12/30/17)
FREE THROWS MADE	7		QUINNIPIAC (12/21/17)
	7		vs Miami (03-09-18)
FREE THROW ATTEMPTS	8		vs Miami (03-09-18)
	9		PURDUE (11/10/17)
FREE THROW PERCENTAGE	.533	(8-15)	TOLEDO (2/10/18)
	.538	(7-13)	QUINNIPIAC (12/21/17)
REBOUNDS	23		WESTERN MICHIGAN (1/27/18)
	32		at Akron (1/20/18)
	32		at Eastern Michigan (2/3/18)
ASSISTS	7		at Western Michigan (2/24/18)
	7		vs Miami (03-09-18)
STEALS	1		vs Miami (03-09-18)
	2		vs San Diego State (11/24/17)
	2		at Buffalo (2/14/18)
	2		EASTERN MICHIGAN (2/17/18)
	2		NORTHERN ILLINOIS (2/21/18)
	2		vs Buffalo (03-10-18)
	2		vs LSU (03/17/18)
BLOCKED SHOTS	1		QUINNIPIAC (12/21/17)
	1		at Akron (1/20/18)
	1		at Toledo (03/03/18)
	1		vs LSU (03/17/18)
TURNOVERS	4		NORTHERN ILLINOIS (2/21/18)
	9		at Northern Illinois (1/17/18)
FOULS	8		QUINNIPIAC (12/21/17)
	8		BALL STATE (2/28/18)





**2017-18 CMU Women's Basketball**  
**Central Michigan High/Low Analysis (as of Mar 19, 2018)**  
**All games**

**Opponent - GAME LOWS**

POINTS	47		AQUINAS (11/30/17)
	47		TOLEDO (2/10/18)
	54		BOWLING GREEN (1/10/18)
	56		at SIUE (12/7/17)
	58		COLL. OF CHARLESTON (11/17/17)
	58		OHIO (1/3/18)
	58		vs Miami (03-09-18)
FIELD GOALS MADE	17		AQUINAS (11/30/17)
	19		BOWLING GREEN (1/10/18)
FIELD GOAL ATTEMPTS	54		PURDUE (11/10/17)
	56		vs Iowa State (11/25/17)
FIELD GOAL PERCENTAGE	.288	(17-59)	AQUINAS (11/30/17)
	.296	(21-71)	TOLEDO (2/10/18)
3 PT FIELD GOALS MADE	2		at SIUE (12/7/17)
	2		vs LSU (03/17/18)
3 PT FG ATTEMPTS	12		at SIUE (12/7/17)
	14		WESTERN MICHIGAN (1/27/18)
	14		at Eastern Michigan (2/3/18)
	14		at Buffalo (2/14/18)
	14		vs LSU (03/17/18)
3 PT FG PERCENTAGE	.143	(2-14)	vs LSU (03/17/18)
	.156	(5-32)	at Ball State (12/30/17)
FREE THROWS MADE	1		TOLEDO (2/10/18)
	4		QUINNIPIAC (12/21/17)
FREE THROW ATTEMPTS	2		TOLEDO (2/10/18)
	4		QUINNIPIAC (12/21/17)
FREE THROW PERCENTAGE	.375	(6-16)	COLL. OF CHARLESTON (11/17/17)
	.444	(8-18)	at Ball State (12/30/17)
REBOUNDS	22		at Western Michigan (2/24/18)
	24		PURDUE (11/10/17)
ASSISTS	4		vs Eastern Michigan (03-07-18)
	5		at Eastern Michigan (2/3/18)
STEALS	2		NORTHERN ILLINOIS (2/21/18)
	3		vs Iowa State (11/25/17)
	3		at Duquesne (12/17/17)
	3		at Akron (1/20/18)
	3		TOLEDO (2/10/18)
	3		at Toledo (03/03/18)
BLOCKED SHOTS	0		VANDERBILT (11/14/17)
	0		COLL. OF CHARLESTON (11/17/17)
	0		vs San Diego State (11/24/17)
	0		at Akron (1/20/18)
	0		at Eastern Michigan (2/3/18)
	0		vs Miami (03-09-18)
TURNOVERS	2		vs LSU (03/17/18)
	4		vs San Diego State (11/24/17)
FOULS	13		PURDUE (11/10/17)
	13		BALL STATE (2/28/18)
	13		vs Miami (03-09-18)



**2017-18 CMU Women's Basketball**  
**Central Michigan Player High/Low Analysis (as of Mar 19, 2018)**  
**All games**

**Central Michigan - INDIVIDUAL GAME HIGHS**

Points	36		MOORE, Tinara vs Northern Illinois (2/21/18)
	31		HUDSON, Presley at Western Michigan (2/24/18)
	31		BREEN, Cassie vs Vanderbilt (11/14/17)
	29		MOORE, Tinara at Akron (1/20/18)
	28		HUDSON, Presley at Ohio State (03/19/18)
	28		MOORE, Tinara at Eastern Michigan (2/3/18)
	28		MOORE, Tinara at Oakland (12/3/17)
Field Goals Made	13		MOORE, Tinara vs Northern Illinois (2/21/18)
	12		MOORE, Tinara at Oakland (12/3/17)
Field Goal Att.	21		MOORE, Tinara vs Northern Illinois (2/21/18)
	20		MOORE, Tinara vs Eastern Michigan (2/17/18)
	20		FROST, Reyna vs Purdue (11/10/17)
FG Pct (min 5 made)	.857	(6-7)	MOORE, Tinara vs Vanderbilt (11/14/17)
	.846	(11-13)	MOORE, Tinara at Eastern Michigan (2/3/18)
3-Point FG Made	7		HUDSON, Presley at Western Michigan (2/24/18)
	7		BREEN, Cassie vs Kent State (1/13/18)
	7		HUDSON, Presley vs Coll. of Charleston (11/17/17)
	7		BREEN, Cassie vs Vanderbilt (11/14/17)
3-Point FG Att.	14		BREEN, Cassie vs Vanderbilt (11/14/17)
	13		HUDSON, Presley at Indiana State (12/9/17)
3-Pt FG Pct (min 2 made)	1.000	(5-5)	HUDSON, Presley vs Iowa State (11/25/17)
	1.000	(3-3)	BREEN, Cassie at Oakland (12/3/17)
	1.000	(2-2)	KELLY, Micaela vs Miami (03-09-18)
	1.000	(2-2)	SWARY, Aleah vs Eastern Michigan (2/17/18)
	1.000	(2-2)	KELLY, Micaela vs Bowling Green (1/10/18)
	1.000	(2-2)	MOORE, Tinara at Miami (1/6/18)
	1.000	(2-2)	BREEN, Cassie at Duquesne (12/17/17)
	1.000	(2-2)	KELLY, Micaela at Indiana State (12/9/17)
Free Throws Made	12		MOORE, Tinara vs Buffalo (1/31/18)
	12		MOORE, Tinara at Akron (1/20/18)
Free Throw Att.	18		MOORE, Tinara at Akron (1/20/18)
	13		MOORE, Tinara vs Buffalo (1/31/18)
FT Pct (min 3 made)	1.000	(11-11)	MOORE, Tinara vs Ohio (1/3/18)
	1.000	(10-10)	HUDSON, Presley at Ohio State (03/19/18)
	1.000	(10-10)	MOORE, Tinara vs Northern Illinois (2/21/18)
	1.000	(8-8)	MOORE, Tinara vs Eastern Michigan (2/17/18)
	1.000	(8-8)	HUDSON, Presley vs Kent State (1/13/18)
	1.000	(8-8)	HUDSON, Presley at Oakland (12/3/17)
	1.000	(8-8)	BREEN, Cassie vs Vanderbilt (11/14/17)
	1.000	(7-7)	HUDSON, Presley vs Ball State (2/28/18)
	1.000	(7-7)	BREEN, Cassie vs Buffalo (1/31/18)
	1.000	(6-6)	FROST, Reyna vs Eastern Michigan (03-07-18)
	1.000	(6-6)	FROST, Reyna vs Northern Illinois (2/21/18)
	1.000	(6-6)	MOORE, Tinara at Buffalo (2/14/18)
	1.000	(6-6)	HUDSON, Presley vs Western Michigan (1/27/18)
	1.000	(6-6)	FROST, Reyna vs Bowling Green (1/10/18)
	1.000	(6-6)	HUDSON, Presley at Indiana State (12/9/17)
	1.000	(6-6)	KELLY, Micaela at Oakland (12/3/17)
	1.000	(6-6)	BUSSELL, Kyra vs Aquinas (11/30/17)
	1.000	(6-6)	HUDSON, Presley vs Iowa State (11/25/17)
	1.000	(6-6)	MOORE, Tinara vs Vanderbilt (11/14/17)
	1.000	(5-5)	BREEN, Cassie at Ohio State (03/19/18)
	1.000	(5-5)	FROST, Reyna at Miami (1/6/18)



	1.000	(5-5)	HUDSON, Presley at Ball State (12/30/17)
	1.000	(5-5)	MOORE, Tinara vs Iowa State (11/25/17)
	1.000	(4-4)	KELLY, Micaela vs LSU (03/17/18)
	1.000	(4-4)	HUDSON, Presley at Toledo (03/03/18)
	1.000	(4-4)	HUDSON, Presley at Western Michigan (2/24/18)
	1.000	(4-4)	FROST, Reyna at Akron (1/20/18)
	1.000	(4-4)	MOORE, Tinara vs Bowling Green (1/10/18)
	1.000	(4-4)	KELLY, Micaela at Ball State (12/30/17)
	1.000	(4-4)	KELLY, Micaela at Indiana State (12/9/17)
	1.000	(4-4)	BREEN, Cassie at Indiana State (12/9/17)
	1.000	(4-4)	MOORE, Tinara vs Aquinas (11/30/17)
	1.000	(4-4)	HUDSON, Presley vs San Diego State (11/24/17)
	1.000	(4-4)	HUDSON, Presley vs Coll. of Charleston (11/17/17)
	1.000	(4-4)	HUDSON, Presley vs Vanderbilt (11/14/17)
	1.000	(3-3)	BREEN, Cassie at Toledo (03/03/18)
	1.000	(3-3)	MOORE, Tinara vs Ball State (2/28/18)
	1.000	(3-3)	BREEN, Cassie at Northern Illinois (1/17/18)
	1.000	(3-3)	BREEN, Cassie vs Kent State (1/13/18)
	1.000	(3-3)	MOORE, Tinara at Indiana State (12/9/17)
	1.000	(3-3)	MOORE, Tinara vs Coll. of Charleston (11/17/17)
	1.000	(3-3)	FROST, Reyna vs Vanderbilt (11/14/17)
Rebounds	20		FROST, Reyna vs Eastern Michigan (2/17/18)
	19		FROST, Reyna at Ball State (12/30/17)
	19		MOORE, Tinara vs San Diego State (11/24/17)
Assists	13		HUDSON, Presley vs Northern Illinois (2/21/18)
	9		HUDSON, Presley at Toledo (03/03/18)
	9		HUDSON, Presley at Akron (1/20/18)
	9		HUDSON, Presley vs Bowling Green (1/10/18)
	9		KELLY, Micaela vs Coll. of Charleston (11/17/17)
Steals	5		HUDSON, Presley vs Kent State (1/13/18)
	4		FROST, Reyna vs Eastern Michigan (03-07-18)
	4		KELLY, Micaela vs Western Michigan (1/27/18)
	4		FROST, Reyna vs Bowling Green (1/10/18)
	4		HUDSON, Presley at Miami (1/6/18)
	4		SWARY, Aleah at Duquesne (12/17/17)
	4		FROST, Reyna at SIUE (12/7/17)
	4		KELLY, Micaela at Oakland (12/3/17)
	4		BREEN, Cassie vs Aquinas (11/30/17)
	4		FROST, Reyna vs Vanderbilt (11/14/17)
Blocked Shots	8		MOORE, Tinara vs Eastern Michigan (2/17/18)
	5		MOORE, Tinara vs Bowling Green (1/10/18)
	5		MOORE, Tinara at Ball State (12/30/17)
Turnovers	7		HUDSON, Presley vs Buffalo (1/31/18)
	7		HUDSON, Presley vs Quinnipiac (12/21/17)
	7		HUDSON, Presley at Indiana State (12/9/17)
	7		HUDSON, Presley vs Coll. of Charleston (11/17/17)
Fouls	5		FROST, Reyna at Ohio State (03/19/18)
	5		FROST, Reyna vs LSU (03/17/18)
	5		KELLY, Micaela vs Buffalo (03-10-18)
	5		FROST, Reyna vs Buffalo (03-10-18)
	5		HUDSON, Presley vs Eastern Michigan (03-07-18)
	5		KELLY, Micaela vs Eastern Michigan (2/17/18)
	5		HUDSON, Presley vs Buffalo (1/31/18)



**2017-18 CMU Women's Basketball**  
**Central Michigan Opponent High/Low Analysis (as of Mar 19, 2018)**  
**All games**

**OPPONENT INDIVIDUAL GAME HIGHS**

Points	30		WOODS, Courtney vs Northern Illinois (2/21/18)	
	30		HOOKS, Cierra at Ohio (2/7/18)	
	28		Kelsey Mitchell at Ohio State (03/19/18)	
	28		LEWIS, Courtnie vs Eastern Michigan (2/17/18)	
	28		KORINEK, Jordan vs Kent State (1/13/18)	
Field Goals Made	12		HOOKS, Cierra at Ohio (2/7/18)	
	11		Kelsey Mitchell at Ohio State (03/19/18)	
	11		MINOTT, Danielle vs Eastern Michigan (03-07-18)	
	11		SMITH, Kelly vs Northern Illinois (2/21/18)	
	11		OURSLEER, Cassie at Buffalo (2/14/18)	
	11		CARTER, Megan vs Kent State (1/13/18)	
	11		KORINEK, Jordan vs Kent State (1/13/18)	
	11		Bibbins, Wendi at Indiana State (12/9/17)	
	Field Goal Att.	29		Kelsey Mitchell at Ohio State (03/19/18)
		28		DICKERSON, Lauren vs Miami (03-09-18)
	FG Pct (min 5 made)	.778	(7-9)	PENNY, Nakeya vs Ball State (2/28/18)
.750		(6-8)	Keys, Andreona vs Purdue (11/10/17)	
3-Point FG Made	7		DOSECK, Dominique at Ohio (2/7/18)	
	6		Kelsey Mitchell at Ohio State (03/19/18)	
	6		LEWIS, Courtnie vs Eastern Michigan (2/17/18)	
	6		Murphy, Tiara vs Purdue (11/10/17)	
3-Point FG Att.	20		DILLARD, Cierra vs Buffalo (1/31/18)	
	16		Kelsey Mitchell at Ohio State (03/19/18)	
	16		DICKERSON, Lauren vs Miami (03-09-18)	
3-Pt FG Pct (min 2 made)	1.000	(4-4)	Walker, Jordan vs Western Michigan (1/27/18)	
	1.000	(3-3)	Durr, Emily vs Iowa State (11/25/17)	
	1.000	(3-3)	Bell, Rachel vs Vanderbilt (11/14/17)	
	1.000	(2-2)	WILKINS, Courtney vs Buffalo (03-10-18)	
Free Throws Made	9		DILLARD, Cierra vs Buffalo (03-10-18)	
	8		WOODS, Courtney vs Northern Illinois (2/21/18)	
	8		REID, Stephanie at Buffalo (2/14/18)	
Free Throw Att.	11		REID, Stephanie at Buffalo (2/14/18)	
	11		DILLARD, Cierra vs Buffalo (1/31/18)	
	11		Keys, Andreona vs Purdue (11/10/17)	
FT Pct (min 3 made)	1.000	(6-6)	HOOKS, Cierra at Ohio (2/7/18)	
	1.000	(6-6)	EDMONDS, Shaunay at Akron (1/20/18)	
	1.000	(6-6)	KORINEK, Jordan vs Kent State (1/13/18)	
	1.000	(6-6)	Murray, Naje vs San Diego State (11/24/17)	
	1.000	(5-5)	REID, Stephanie vs Buffalo (1/31/18)	
	1.000	(4-4)	BROWN, Kayla vs Miami (03-09-18)	
	1.000	(4-4)	PUK, Haley vs Bowling Green (1/10/18)	
	1.000	(4-4)	REID, Baleigh at Miami (1/6/18)	
	1.000	(4-4)	BROWN, Kayla at Miami (1/6/18)	
	1.000	(4-4)	Fay, Jen vs Quinnipiac (12/21/17)	
	1.000	(4-4)	TULONEN, Helmi at Duquesne (12/17/17)	
	1.000	(4-4)	JONES, Taylor at Oakland (12/3/17)	
	1.000	(4-4)	McLaughlin, Karissa vs Purdue (11/10/17)	
	1.000	(3-3)	Linnae Harper at Ohio State (03/19/18)	
1.000	(3-3)	Walker, Jasmyn vs Western Michigan (1/27/18)		
Rebounds	15		Stephanie Mavunga at Ohio State (03/19/18)	
	13		OURSLEER, Cassie at Buffalo (2/14/18)	
	13		Vanderdoes, Baylee vs San Diego State (11/24/17)	
Assists	10		DILLARD, Cierra vs Buffalo (03-10-18)	



# WAWARA MOORE

## MAC PLAYER OF THE YEAR

- 2017-18 MAC Player of the Year
- Was named First Team All-MAC in each of the past two years, and received second-team recognition in 2016
- Named the MAC's Defensive Player of the Year in 2017-18
- Earned a spot on the MAC All-Tournament Team in 2016 and in 2018
- Set single-season program records for points (644) and blocks (78)
- Ranks first in program history in blocks (214) and in field goal percentage (.545), third in career points (1,653), fourth in field goals (629), fifth in career scoring average (16.4), fifth in free throws (366), eighth in rebounds (936)





# HIGHLIGHTS

## 2017-18 SCHEDULE

DATE	OPPONENT	RESULTS
NOV. 10	PURDUE	L, 79-69
NOV. 14	VANDERBILT	W, 92-75
NOV. 17	COLLEGE OF CHARLESTON	W, 79-58
<b>JUNKANOO JAM (BIMINI, BAHAMAS)</b>		
Nov. 24	vs. San Diego State	W, 85-76 (OT)
Nov. 25	vs. Iowa State	W, 81-60
NOV. 30	AQUINAS COLLEGE	W, 96-47
Dec. 3	at Oakland	W, 103-85
Dec. 7	at SIU-Edwardsville	W, 94-56
Dec. 9	at Indiana State	W, 77-67
Dec. 17	at Duquesne	L, 64-61
DEC. 21	QUINNIPIAC	L, 84-70
Dec. 30	at Ball State*	W, 69-65
JAN. 3	OHIO*	W, 82-58
Jan. 6	at Miami*	W, 84-66
JAN. 10	BOWLING GREEN*	W, 90-54
JAN. 13	KENT STATE*	W, 88-84
Jan. 17	at Northern Illinois*	W, 81-78
Jan. 20	at Akron*	W, 95-86
JAN. 27	WESTERN MICHIGAN*	W, 74-70
JAN. 31	BUFFALO*	W, 86-79

DATE	OPPONENT	RESULTS
Feb. 3	at Eastern Michigan*	W, 95-72
Feb. 7	at Ohio*	W, 74-72
FEB. 10	TOLEDO*	W, 85-47
Feb. 14	at Buffalo*	L, 85-82
FEB. 17	EASTERN MICHIGAN*	W, 95-82
FEB. 21	NORTHERN ILLINOIS*	W, 91-77
Feb. 24	at Western Michigan*	W, 78-62
FEB. 28	BALL STATE*	W, 88-80
March 3	at Toledo*	W, 72-67
<b>MAC TOURNAMENT (CLEVELAND, OHIO)</b>		
March 7	vs. EMU (MAC Quarterfinals)	W, 67-64
March 9	vs. Miami (MAC Semifinals)	W, 61-58
March 10	vs. Buffalo (MAC Finals)	W, 96-91
<b>NCAA TOURNAMENT FIRST/SECOND ROUND (COLUMBUS, OHIO)</b>		
March 17	vs. No. 6 LSU	W, 78-69
March 19	at No. 3 Ohio State	W, 95-78
<b>NCAA TOURNAMENT REGIONAL FINALS (SPOKANE, WASH.)</b>		
March 24	vs. No. 2 Oregon	6 p.m.

Homes games in gold • \*Mid-American Conference game

