



2011-12 NOTRE DAME MEN'S BASKETBALL

ATHLETICS MEDIA RELATIONS: Joyce Center Room 112 Notre Dame, IN 46556 Fax: (574) 631-7941
 MEDIA RELATIONS CONTACTS: Bernadette Cafarelli o: (574) 631-8458 c: (574) 532-0249 cafarelli.1@nd.edu
 Sean Carroll o: (574) 631-2664 c: (574) 340-2177 carroll.64@nd.edu

2011-12 Schedule

Date	Day	Opponent	Time/Result
11/1	Tues.	ST. XAVIER (Exhibition) (UND.COM)	W, 90-72
11/7	Mon.	STONEHILL (Exhibition) (UND.COM)	W, 92-70
11/12	Sat.	MISSISSIPPI VALLEY STATE (UND.COM)	W, 80-67
11/14	Mon.	DETROIT^ (ESPNU)	W, 59-53
11/16	Wed.	SAM HOUSTON STATE^ (UND.COM)	W, 74-41
11/18	Fri.	DELAWARE STATE (UND.COM)	W, 93-69
11/21	Mon.	vs. Missouri@ (21/21) (ESPN2)	L, 58-87
11/22	Tues.	vs. Georgia! (ESPNU)	L, 57-61
11/27	Sun.	BRYANT (UND.COM)	W, 84-59
11/30	Wed.	at Gonzaga (19/18) (ESPN2)	L, 53-73
12/4	Sun.	vs. Maryland\$ (MASN/Versus)	L, 71-78
12/8	Thur.	MAINE (ESPN3)	W, 87-78
12/10	Sat.	DARTMOUTH (ESPN3)	W, 65-47
12/17	Sat.	vs. Indiana% (18/20) (ESPN2)	L, 58-69
12/19	Mon.	SACRED HEART (UND.COM)	W, 106-65
12/27	Tues.	PITTSBURGH* (22/22) (ESPN2)	W, 72-59
1/4	Wed.	at Cincinnati* (BIG EAST Network)	L, 55-71
1/7	Sat.	at Louisville* (11/10) (ESPNU)	W, 67-65 (2OT)
1/10	Tues.	USF* (BIG EAST Network)	W, 60-49
1/14	Sat.	CONNECTICUT* (17/16) (ESPN2)	L, 53-67
1/16	Mon.	at Rutgers* (ESPNU)	L, 58-65
1/21	Sat.	SYRACUSE* (1/1) (ESPN)	W, 67-58
1/25	Wed.	at Seton Hall* (BIG EAST Network)	W, 55-42
1/29	Sun.	at Connecticut* (24/19) (BIG EAST Network)	W, 50-48
2/4	Sat.	MARQUETTE* (15/15) (CBS)	W, 76-59
2/8	Wed.	at West Virginia* (ESPNU)	W, 55-51
2/11	Sat.	DEPAUL* (BIG EAST Network)	W, 84-76
2/15	Wed.	(23/25) RUTGERS* (ESPNU)	W, 71-53
2/18	Sat.	(23/25) at Villanova* (ESPN/ESPN3)	9:00 p.m.
2/22	Wed.	WEST VIRGINIA* (ESPN2)	7:00 p.m.
2/25	Sat.	at St. John's* (ESPN)	Noon
2/27	Mon.	at Georgetown* (ESPN)	7:00 p.m.
3/2	Fri.	PROVIDENCE* (BIG EAST Network)	7:00 p.m.

BIG EAST CHAMPIONSHIP

(Madison Square Garden • New York, N.Y.)

3/6	Tues.	First Round	TBD
3/7	Wed.	Second Round	TBD
3/8	Thur.	Quarterfinals	TBD
3/9	Fri.	Semifinals	7:00 p.m./9:00 p.m.
3/10	Sat.	Final	9:00 p.m.

NCAA CHAMPIONSHIP

3/13-14	First Round (Dayton, Ohio)
3/15-18	Second & Third Rounds (various locations)
3/22-25	Regional Rounds (various locations)
3/31	Final Four - Semifinals (New Orleans, La.)
4/2	Final Four - Final (New Orleans, La.)

^ - CBE Classic (Regional Rounds)

@ - CBE Classic - Kansas City, Mo. (Semifinals)

! - CBE Classic - Kansas City, Mo. (Consolation)

\$ - BB&T Classic - Washington, D.C.

% - Close the Gap Crossroads Classic - Indianapolis, Ind.

* - BIG EAST Conference Game

Home events in **BOLD CAPS**

All times Eastern

Game 27

Feb. 18, 2012 • 9:00 p.m. (ET)
 Wells Fargo Center (20,056)
 Philadelphia, Pa.



#23/25 NOTRE DAME Fighting Irish

18-8, 10-3 BIG EAST
 H: 14-1; A: 4-3; N: 0-4



VILLANOVA Wildcats

11-14, 4-9 BIG EAST
 H: 9-3; A: 1-8; N: 1-3

Villanova leads series 18-15

TV/Internet:

ESPNU/ESPN3
 Beth Mowins (play-by-play)
 Tim Welsh (analyst)

Radio:

Affiliate listings on Pg. 6
 Broadcast on UND.com
 Jack Nolan (play-by-play)
 Jordan Cornette (analyst)
Live Stats:
 GameTracker (UND.com)

#23/25 IRISH HEAD TO VILLANOVA IN PURSUIT OF EIGHTH STRAIGHT WIN

- #23/25 Notre Dame (18-8, 10-3) will take its seven-game win streak to Villanova (11-14, 4-9) for a Saturday night showdown. Tip-off is scheduled for 9:00 p.m. (ET) inside the Wells Fargo Center. The Fighting Irish currently are tied with Marquette for second in the BIG EAST standings.
- This is the only regular-season meeting between the Irish and Wildcats.
- Notre Dame has won its last three road games and are 4-2 on the road in BIG EAST play this season.
- Saturday's game will be broadcast by ESPNU/ESPN3 with Beth Mowins (play-by-play) and Tim Welsh (analyst) calling the action.
- The Fighting Irish Digital Media radio crew of Jack Nolan (play-by-play) and Jordan Cornette (analyst) will call the action on radio (affiliate listings on Pg. 6) and their broadcast can also be heard on UND.com.

NOTRE DAME-VILLANOVA SERIES HISTORY

- Saturday will be the 34th meeting all-time between Notre Dame and Villanova. The Wildcats lead the series 18-15. The Irish won last season's only meeting, 93-72, inside Purcell Pavilion at the Joyce Center (Feb. 28, 2011). Notre Dame made a school-record 20 three-pointers in that contest.
- Notre Dame is 5-13 against Villanova since the Irish joined the BIG EAST in 1995, but the two teams have split the last 10 meetings.
- The Fighting Irish are 6-10 all-time at Villanova. Notre Dame's last win at Villanova was a 90-80 decision on Jan. 26, 2008.
- Notre Dame head coach **Mike Brey** is 5-6 against Villanova during his Fighting Irish tenure, which includes a 2-3 mark at Villanova.

WHAT'S ON THE LINE

- Notre Dame's current seven-game BIG EAST win streak matches the second-longest in school history and is one shy of the school mark set by the 2000-01 team in head coach Mike Brey's first season.
- The 2010-11 Irish squad won seven straight en route to a 14-4 final regular-season record.

NOTRE DAME PROBABLE STARTING LINEUP

No.	Player	Pos.	Ht.	Wt.	Yr.	PPG	RPG	APG
0	Eric Atkins	G	6-1	182	So.	12.8	3.3	3.8
14	Scott Martin	G	6-8	222	Sr.	9.0	5.7	1.7
22	Jerian Grant	G	6-5	195	So.	13.0	3.0	4.8
24	Pat Connaughton	G/F	6-5	206	Fr.	6.8	4.3	0.7
45	Jack Cooley	F	6-9	248	Jr.	11.9	9.2	0.8

NOTRE DAME 2011-12 ROSTER

No.	Player	Pos	Ht.	Wt.	Yr.	Hometown/High School
0	Eric Atkins	G	6-1	182	So.	Columbia, Md./Mount Saint Joseph
4	Patrick Crowley	G	6-3	190	So.	Los Gatos, Calif./St. Francis
11	Garrick Sherman*	C	6-10	251	Jr.	Kenton, Ohio/Kenton/Michigan State
12	Alex Dragicevich	G	6-7	221	So.	Northbrook, Ill./Glenbrook North
14	Scott Martin	G	6-8	222	Sr.	Valparaiso, Ind./Valparaiso
21	Tim Abromaitis	F	6-8	236	GS	Unionville, Conn./Farmington
22	Jerian Grant	G	6-5	195	So.	Bowie, Md./DeMatha
24	Pat Connaughton	G/F	6-5	206	Fr.	Arlington, Mass./St. John's Prep
25	Tom Knight	F	6-9	250	Jr.	Dixfield, Maine/Dirigo
32	Joey Brooks	G	6-6	220	Jr.	Houston, Texas/Strake Jesuit College Prep
33	Mike Broghammer	F	6-9	265	Jr.	Orono, Minn./Hopkins
45	Jack Cooley	F	6-9	248	Jr.	Glenview, Ill./Glenbrook South

* - will have to sit out the entire 2011-12 season due to NCAA transfer rules

Head Coach: Mike Brey (George Washington '82)

Assistant Coach: Anthony Solomon (Virginia '87)

Assistant Coach: Rod Balanis (Georgia Tech '93)

Assistant Coach: Martin Ingelsby (Notre Dame '01)

Coordinator of Basketball Operations: Harold Swanagan (Notre Dame '02)

Athletic Trainer: Skip Meyer (Central Connecticut State '74)

Alphabetical Roster

21	Tim Abromaitis	GS/F
0	Eric Atkins	So./G
33	Mike Broghammer	Jr./F
32	Joey Brooks	Jr./G
24	Pat Connaughton	Fr./G/F
45	Jack Cooley	Jr./F
4	Patrick Crowley	So./G
12	Alex Dragicevich	So./G
22	Jerian Grant	So./G
25	Tom Knight	Jr./F
14	Scott Martin	Sr./G
11	Garrick Sherman	Jr./C

Pronunciation Guide

Tim Abromaitis	ab-row-MY-tis
Pat Connaughton	CONN-uh-tin
Jack Cooley	COOL-ee
Mike Broghammer	BROGE-hammer
Alex Dragicevich	Drag-ee-vich
Jerian Grant	JARE-in

Series vs. Villanova

Villanova leads 18-15

Home: 9-8, Away: 6-10, Neutral: 0-0

Date	Site	Result
1-10-70	Notre Dame, IN	W, 94-92
2-11-71	Philadelphia, PA	L, 81-99
3-1-72	Notre Dame, IN	L, 75-78
2-1-73	Philadelphia, PA	W, 82-66
3-2-74	Notre Dame, IN	W, 115-85
1-11-75	Philadelphia, PA	W, 125-90
2-11-76	Notre Dame, IN	W, 84-57
1-5-77	Philadelphia, PA	L, 62-64
1-19-78	Notre Dame, IN	W, 70-69
1-6-79	Philadelphia, PA	W, 75-64
1-15-80	Notre Dame, IN	W, 70-69
1-6-81	Philadelphia, PA	W, 94-65
1-19-82	Notre Dame, IN	L, 46-48
1-7-83	Philadelphia, PA	L, 55-61
1-21-84	Notre Dame, IN	W, 81-68
1-2-96	Philadelphia, PA	L, 57-76
1-14-97	Notre Dame, IN	L, 57-68
2-16-97	Philadelphia, PA	L, 70-75
2-18-98	Notre Dame, IN	L, 61-81
1-7-99	Notre Dame, IN	L, 62-93
1-16-99	Philadelphia, PA	L, 58-85
2-8-00	Philadelphia, PA	L, 69-86
1-6-02	Notre Dame, IN	L, 72-74
1-10-04	Philadelphia, PA	W, 82-78
1-8-05	Notre Dame, IN	W, 78-72
1-26-05	Philadelphia, PA	L, 60-65
1-28-06	Notre Dame, IN	L, 70-72
1-17-07	Philadelphia, PA	L, 87-102
1-27-07	Notre Dame, IN	W, 66-63
1-26-08	Philadelphia, PA	W, 90-80
3-2-09	Notre Dame, IN	L, 60-77
1-27-10	Philadelphia, PA	L, 72-90
2-28-11	Notre Dame, IN	W, 93-72

• A win against Villanova would equal Notre Dame's best start in BIG EAST play since becoming a conference member in 1995-96. The 2000-01 Irish team was 11-3 before finishing the campaign with an 11-5 league mark in what was a 16-game conference regular-season slate.

ANOTHER BIG YEAR FOR BREY'S IRISH

• The Fighting Irish have clinched a winning record in BIG EAST play for the third straight season and for the 10th time during head coach Mike Brey's 12 seasons at Notre Dame. This marks the third straight season that the Irish have won at least 10 league games. Notre Dame has won 10 or more BIG EAST contests eight times under Brey.

STREAKING ALONG

• Three of Notre Dame's victories during the current seven-game win streak have come on the road. The Irish also have defeated three ranked teams during the streak.
 • The Fighting Irish are averaging 65.4 points per game during the streak, while allowing just 55.3 points a game. Notre Dame limited those seven teams (Syracuse, Seton Hall, Connecticut, Marquette, West Virginia, DePaul, Rutgers) to a combined 38.3% (153-399) shooting from the field, including 25.7% (28-109) from three-point range.

BREY, WRIGHT KNOW EACH OTHER WELL

• **Mike Brey** and Villanova coach Jay Wright are certainly no strangers matching coaching wits against each other. Saturday's matchup will be the 25th time the two have faced each other on opposite sidelines. When both were former coaches in the America East Conference (Brey at Delaware and Wright at Hofstra), the two faced each other 14 times with Brey owning a 10-4 advantage in their coaching series. As BIG EAST counterparts, Wright owns a 6-4 edge in the 10 meetings. Brey leads the all-time series between the two 14-10.

DOUBLE-DOUBLE DOMINANCE

• Junior forward **Jack Cooley** produced his third straight double-double with a career-high tying 22 points and a career-high 18 rebounds on Wednesday against Rutgers. He is the first Notre Dame player to notch three consecutive double-doubles since Luke Harangody had three straight during the 2009-10 season. It's also the first time an Irish player has had 20-plus points and 10-plus rebounds in three straight games since Harangody during the 2008-09 campaign.
 • Cooley is averaging a double-double in BIG EAST play (14.2 ppg. and 10.5 rpg.) Over the past three games, he is averaging 21.7 ppg. and 14.7 rpg.
 • He has a team-best nine double-doubles this season (seven in BIG EAST play).
 • Cooley is the first Notre Dame player to score 20-plus points in three straight BIG EAST games since Ben Hansbrough did so in five consecutive league games last season.

BIG EAST BIG MAN

• Junior forward **Jack Cooley** has reached his career-high point total of 22 four times this season, including in each of the past two contests. His other two 22-point efforts came in back-to-back outings earlier this season (Maine and Dartmouth).
 • Cooley has scored 20-plus points in each of the past three games. That is a career-best streak for the junior. He has scored over 20 points a team-best five times this season.
 • He is first among all BIG EAST players with a .611 (110-180) shooting percentage.

Notre Dame's record in 2011-12 when ...

Played at the Purcell Pavilion.....	14-1
Played on the road.....	4-3
Played at a neutral site.....	0-4
Vs. BIG EAST opponents	10-3
Non-conference record	8-5
Leading at halftime.....	13-1
Trailing at halftime.....	4-7
Tied at halftime.....	1-0
Playing an overtime game.....	1-0
Shoots .500 or better	7-0
Shoots less than .500.....	11-8
Opponents shoots less than .500	17-7
Shoots better than opponent.....	14-2
Shoots worse than opponent.....	3-6
Shoots same as opponent.....	1-0
Makes more free throws than opponent.....	18-2
Makes less free throws than opponent	0-5
Same number of free throws	0-1
Outrebounded opponents	12-0
Outrebounded by opponent	6-7
Same number of rebounds.....	0-1
Has fewer turnovers than opponent	8-3
Has more turnovers than opponent.....	10-5
Has same number of turnovers	0-0
Bench outscores opponent's bench.....	8-1
Outscored by opponent's bench	9-7
Bench points are the same.....	1-0
Plays a ranked opponent.....	5-4
Makes 10 or more three-pointers	4-0
No Notre Dame player fouls out.....	13-5
One Notre Dame player fouls out.....	5-3
Two or more Notre Dame players foul out...	0-0
Wears White Uniforms	13-2
Wears Blue Uniforms	4-6
Wears Gold Uniforms.....	1-0
Wears Black Uniforms.....	0-0
Plays in an In-Season Tournament.....	2-2
Plays on Television	11-8
Plays in November	5-3
Plays in December	4-2
Plays in January	5-3
Plays in February	4-0
Plays in March.....	0-0
Plays in Day Games.....	6-3
Plays in Night Games	12-5
Plays on Sundays	2-1
Plays on Mondays.....	2-2
Plays on Tuesdays.....	2-1
Plays on Wednesdays	4-2
Plays on Thursdays.....	1-0
Plays on Fridays.....	1-0
Plays on Saturdays.....	6-2
Final Margin is 5 points or less	3-1
Final Margin is 6-10 points	4-2
Final Margin is 11-20 points	7-3
Final Margin is 20-plus points.....	4-2
Has a player score 20-plus points	9-4
Has a player score 30-plus points	0-0
Scores 59 points or less	4-7
Scores 60-69 points.....	4-0
Scores 70-79 points.....	4-1
Scores 80-89 points.....	4-0
Scores 90-plus points.....	2-0

- In BIG EAST play, Cooley ranks second among all league players with a 10.5 rpg. average. He is averaging a league-best 4.8 offensive rebounds per game in BIG EAST play.

- He ranks fifth in the BIG EAST with a 9.2 rpg. average this season (all games). That includes 4.0 offensive boards per game, which ranks second in the league. He is averaging 1.6 blocked shots per game, which ranks sixth among all BIG EAST players.

COOLEY NAMED BIG EAST PLAYER OF THE WEEK

- On Monday, junior forward **Jack Cooley** was named the BIG EAST Player of the Week after registering back-to-back double-doubles for Notre Dame in wins last week against West Virginia and DePaul. It was his first career player-of-the-week honor. Cooley has been named to the BIG EAST Weekly Honor Roll on four occasions this season.

ATKINS ON THE ATTACK

- Sophomore point guard **Eric Atkins** is second among all Irish players with a 12.8 ppg. average this season. He averaged 5.8 ppg. last season as a freshman.

- He has scored 20 or more points in a game three times this season, including a career-high 27 points versus Mississippi Valley State in the season opener.

- Atkins has led Notre Dame in scoring eight times this season, which is tied for the team lead.

- He is shooting 39.8% (37-93) from three-point range this season. That places him ninth among all BIG EAST players.

- Atkins dished out a BIG EAST career-high eight assists on Wednesday against Rutgers.

GRANT HAS ALL-AROUND GAME

- Sophomore guard **Jerian Grant**, who is in his first season playing with the Irish after sitting out all of last season, has team-high totals in points (337), assists (124), steals (33) and minutes played (916). His 41 made three-pointers also are a team-high total.

- Entering this week, he ranked fifth nationally - and first in the BIG EAST - with a 3.10 assist-to-turnover ratio. His 5.2 assist-per-game average in BIG EAST play ranks sixth in the league.

- Grant tallied a career-high 22 points last Saturday against DePaul. That was his third 20-plus point effort of the season. He has scored in double-figures a team-best 21 times this season, including in each of the past seven games, which is a career-best streak.

- Grant is shooting a team-best 81.3% (100-123) from the free throw line this season. That mark ranks seventh among all BIG EAST players. He has made his last 16 free throw attempts.

FIGHTING IRISH CRACK THE POLLS

- With Notre Dame entering both the Associated Press (#23) and ESPN/USA Today (#25) polls for the first time this season on Monday, it marks the sixth straight season that the Irish have been ranked.

- This is the latest into a season that an Irish team has been ranked for the first time since the 1986-87 campaign. That year, Notre Dame entered the polls on March 2 after (coincidentally) winning six straight games.

PLAYING WELL IN PURCELL

- The Fighting Irish are 98-7 in their last 105 games played at home. That .933 home winning percentage over the course of the last six seasons ranks third nationally.

- The Irish are 33-1 in their last 34 home games.

IRISH ENJOY HOME COOKING IN CONFERENCE PLAY

- Notre Dame has gone 45-6 (.882) at home in BIG EAST play over the last six seasons. That is the best home winning percentage for any BIG EAST school in league play over that time period.

BIG EAST TRENDS

- Notre Dame is 28-7 (.800) over its last 35 BIG EAST regular-season contests, including a 21-4 (.840) mark in the last 25 league games. The Irish stood 6-8 through 14 regular-season games during the 2009-10 campaign and then won four straight to finish 10-8. Last season, Notre Dame posted a 14-4 regular-season mark in the league.

LOGGING MAJOR MINUTES

- Three Irish players - **Eric Atkins** (39.1), **Scott Martin** (37.8) and **Jerian Grant** (37.5) - are averaging over 37 minutes a game in BIG EAST play.

- Atkins has played 40-plus minutes nine times this season, including six times in league play. He ranks fourth in the BIG EAST in minutes played (league games only), while Martin is seventh and Grant is eighth.

- Martin has played all 40 minutes in four of the last five games.

Number of Games Led Irish in This Season/Career (Career figure in parenthesis)

Tim Abromaitis		Jack Cooley	
Points	1 (17)	Points	8 (9)
Rebounds	2 (16)	Rebounds	17 (18)
Assists	1 (5)	Blocks	19 (29)
Blocks	-- (7)	Steals	4 (6)
Steals	-- (14)		
Eric Atkins		Alex Dragicevich	
Points	8 (10)	Points	1 (1)
Assists	7 (17)	Assists	3 (3)
Steals	12 (21)	Blocks	3 (3)
		Steals	1 (1)
Mike Broghammer		Jerian Grant	
Rebounds	1 (1)	Points	6 (6)
Blocks	5 (7)	Rebounds	2 (2)
Steals	1 (2)	Assists	17 (17)
		Steals	12 (12)
Joey Brooks		Blocks	1 (1)
Points	1 (1)		
Rebounds	1 (2)	Tom Knight	
Steals	1 (5)	Blocks	3 (3)
Blocks	1 (1)	Steals	1 (1)
Pat Connaughton		Scott Martin	
Points	2 (2)	Points	1 (2)
Rebounds	2 (2)	Rebounds	5 (10)
Blocks	3 (3)	Assists	2 (3)
Steals	1 (1)	Blocks	4 (7)
		Steals	5 (9)

Number of Games This Season With ... (Career figure in parenthesis)

Double-Figure Points			
Jerian Grant	21	(21)	
Eric Atkins	17	(24)	
Scott Martin	13	(45, 32 at ND)	
Jack Cooley	13	(17)	
Alex Dragicevich	6	(6)	
Pat Connaughton	6	(6)	
Joey Brooks	4	(5)	
Tim Abromaitis	1	(58)	
30-Plus Points			
Tim Abromaitis	--	(3)	
20-Plus Points			
Jack Cooley	5	(5)	
Eric Atkins	3	(3)	
Jerian Grant	3	(3)	
Pat Connaughton	2	(2)	
Tim Abromaitis	1	(22)	
Scott Martin	1	(2, 2 at ND)	
Alex Dragicevich	1	(1)	
10-Plus Rebounds			
Jack Cooley	11	(11)	
Scott Martin	2	(3, 3 at ND)	
Pat Connaughton	1	(1)	
Jerian Grant	1	(1)	
Tim Abromaitis	--	(4)	
Double-Doubles			
Jack Cooley	9	(9)	
Scott Martin	2	(3, 3 at ND)	
Pat Connaughton	1	(1)	
Jerian Grant	1	(1)	
Tim Abromaitis	--	(3)	

Free-Throw Shooting in Final Five Minutes and Overtime This Season:

Tim Abromaitis	0-0	(.000)
Eric Atkins	21-34	(.618)
Mike Broghammer	2-4	(.500)
Joey Brooks	11-16	(.688)
Pat Connaughton	8-10	(.800)
Jack Cooley	13-17	(.765)
Patrick Crowley	0-0	(.000)
Alex Dragicevich	10-14	(.714)
Jerian Grant	27-34	(.794)
Tom Knight	3-4	(.750)
Scott Martin	9-11	(.818)
Total	104-144	(.722)
Opponents	76-112	(.679)

LOCKDOWN DEFENSE

- The Fighting Irish defense ranks first in the BIG EAST by surrendering just 58.7 points per game in league play.
- The Irish boast the top three-point defense (25.1%) in BIG EAST play.
- In league play, Notre Dame opponents are shooting just 40.2% (294-732) from the field. That percentage ranks sixth in the conference.

MONUMENTAL MOMENTS

- Notre Dame's current seven-game win streak has produced some significant achievements for the Fighting Irish program.
- The streak began with a 67-58 home win over #1 Syracuse. It was Notre Dame's 10th victory all-time against a top-ranked opponent and the first since 1987.
- The Irish snapped Seton Hall's 12-game home win streak in a 55-42 victory. The Pirates had been 10-0 at home this season. Seton Hall's 42 points were the fewest Notre Dame has ever allowed against a BIG EAST opponent.
- The 50-48 win at Connecticut marked the first time in program history that Notre Dame has won consecutive games at Connecticut. It also was just the second win ever at Hartford's XL Center for the Irish. The 48 points were the fewest ever for Connecticut against Notre Dame.
- The victory over Marquette snapped its seven-game win streak and it also marked Notre Dame's first two-game win streak over the Golden Eagles since they joined the BIG EAST in 2005.
- The win at West Virginia halted Notre Dame's three-game losing streak in Morgantown. West Virginia's 51 points were the fewest the Mountaineers have ever scored in 38 meetings with the Irish.

BEATING THE BEST

- The Irish have defeated five AP top-25 teams this season. That is tied for the second most nationally. Notre Dame has topped #1 Syracuse (67-58), #11 Louisville (67-65 in 2ot), #15 Marquette (76-59), #22 Pittsburgh (72-59) and #24 Connecticut (50-48).
- Notre Dame is 4-4 against teams currently in the RPI top 25.

CLOSE GAMES ... NO PROBLEM

- Notre Dame's four-point win over West Virginia on Feb. 8 marked the third straight for the Irish this season in games decided by five or less points. Overall, Coach Mike Brey's squad is 3-1 this season in games decided by that margin.
- In fact, dating back to the 2010-11 campaign, Notre Dame is 9-1 in its last 10 games decided by five or fewer points. Last year's squad was a perfect 6-0 in those contests.

DRAINING FROM DEEP

- The Fighting Irish are averaging 6.5 made three-pointers per game this season. That places them fourth among all BIG EAST teams.
- Notre Dame has made 10 or more three-pointers in a game four times this season. The Irish are 4-0 in those contests.

CASHING IN FROM THE CHARITY STRIPE

- Notre Dame ranks third in the BIG EAST with a .719 free throw percentage (all games). The Irish have made more free throws (399) than their opponents have attempted (375) this season.
- The Irish were 24-of-32 from the charity stripe on Wednesday versus Rutgers. That tied the most free throw makes for the Irish in a BIG EAST game this season.

PROTECTING THE ROCK

- Entering this week, Notre Dame ranked 12th nationally - and second among all BIG EAST teams - with a 1.38 assist-to-turnover ratio this season.
- The Fighting Irish rank fifth nationally - and first in the BIG EAST - in fewest turnovers per game (10.4).
- The Irish have had fewer than 10 turnovers in a game 10 times this season (four times in BIG EAST play). Notre Dame had a season-low four turnovers against Sacred Heart (Dec. 19). The BIG EAST low was five at West Virginia (Feb. 8).
- The Irish had an assist on 16 of their 20 field goals on Wednesday against Rutgers.

DOUBLE-DUTY

- Freshman guard/forward **Pat Connaughton** also is a pitcher on the Fighting Irish baseball team. Connaughton is the 66th Notre Dame student-athlete to compete in both basketball and baseball and the first to do so since Tom Hansen during the 1973-74 academic year.
- *Baseball America* ranks Connaughton as the 29th best freshman in the country. He is rated as the #4 Major League Baseball draft prospect in the BIG EAST according to *Perfect Game*, which ranks him as a 1-3 round draft pick in 2014.

Wins Coming By Way of Defense

While offense has been the hallmark of Notre Dame teams under head coach Mike Brey, it's defense that has won games for the Irish this season. The Fighting Irish defense ranks first in the BIG EAST by surrendering just 58.7 points per game in league play. In BIG EAST play, Notre Dame has held its opponents to under 60 points in eight contests this season and under 55 points in five games. In the 55-42 win over Seton Hall, the 42 points marked the fewest allowed by an Irish team in BIG EAST play. Against Connecticut, a 50-48 Notre Dame victory, the 48 points marked the fewest allowed by the Irish in the 27 games against the Huskies. It also signaled the first time ever Notre Dame held BIG EAST opponents to 50 points and under in back-to-back contests.

Year		OFF PPG.	DEF PPG.
2000-01	Overall	77.9	69.3
	BIG EAST	75.1	69.8
2001-02	Overall	78.8	68.4
	BIG EAST	74.9	71.2
2002-03	Overall	79.2	71.3
	BIG EAST	78.6	76.5
2003-04	Overall	70.5	67.2
	BIG EAST	70.2	68.2
2004-05	Overall	67.3	64.1
	BIG EAST	67.1	66.9
2005-06	Overall	76.4	70.7
	BIG EAST	78.7	76.4
2006-07	Overall	81.0	68.0
	BIG EAST	75.2	69.9
2007-08	Overall	80.3	71.0
	BIG EAST	80.4	75.8
2008-09	Overall	79.3	73.9
	BIG EAST	75.0	75.1
2009-10	Overall	75.3	68.4
	BIG EAST	73.7	71.7
2010-11	Overall	75.2	65.5
	BIG EAST	71.7	66.9
2011-12	Overall	68.0	61.9
	BIG EAST	63.3	58.7

*Notre Dame's 63.3 points per game and 58.7 points allowed in BIG EAST play this season both are the lowest ever during Mike Brey's tenure.

Irish In The NCAA Rankings

(as of games played on Feb. 12)

TEAM

Fewest Personal Fouls Per Game

4. 14.0
(National Leader: Wisconsin, 13.5)

Fewest Turnovers Per Game

5. 10.4
(National Leader: Purdue, 8.8)

Assist-To-Turnover Ratio

12. 1.38
(National Leader: Northwestern, 1.58)

INDIVIDUAL

Assist-To-Turnover Ratio

5. Jerian Grant, 3.10
(National Leader: Kendall Marshall, North Carolina, 3.38)

SPREADING THE WEALTH

- Seven different Irish players have posted a team-high point total in a game this season.
- Sophomore point guard **Eric Atkins** and junior forward **Jack Cooley** have both led the Irish in scoring a team-best eight times this season.

TOPPING 20

- Seven Notre Dame players - **Tim Abromaitis**, **Eric Atkins**, **Pat Connaughton**, **Jack Cooley**, **Alex Dragicevich**, **Jerian Grant** and **Scott Martin** - have scored 20 or more points in a game this season.
- Cooley has scored 20-plus points a team-best five times this season, including a current stretch of three straight games with 20 or more points.

CRASHING THE BOARDS

- The Fighting Irish have a +4.2 rebound margin in their 18 wins, while they have been out-rebounded by an 8.7 margin in their eight setbacks.
- Notre Dame is 12-0 this season when out-rebounding its opponent.

NOTRE DAME KNOCKS OFF #1 AGAIN

- The 67-58 win over Syracuse on Jan. 21 was Notre Dame's 10th all-time against a top-ranked team. Notre Dame is 10-23 all-time against No. 1 ranked teams. Eight of the victories have come against the top-ranked team in the Associated Press poll, which is the ranking the NCAA uses to recognize wins over No. 1 teams. The eight wins are tied for fourth nationally.
- It was Notre Dame's first win over a No. 1 since topping North Carolina, 60-58, on Feb. 1, 1987 inside Purcell Pavilion.
- Notre Dame has won an NCAA record six straight home games against No. 1 teams. The Irish are 7-3 at home against top-ranked teams.
- It was the third time an un-ranked Irish squad defeated a No. 1 team in 18 tries.
- Notre Dame never trailed in the win over Syracuse. The largest Irish lead was 18 points (35-17 with 1:28 left in the first half).

Irish In The BIG EAST Rankings

(as of games played on Feb. 17)

ALL GAMES

TEAM

(top-5 rankings only)

Assist-To-Turnover Ratio

2. 1.4

Free Throw Percentage

3. .719

3-Point Defense

4. .311

3-Point Field Goals Made Per Game

4. 6.5

INDIVIDUAL

(top-10 rankings only)

Assist-To-Turnover Ratio

1. Jerian Grant, 3.0

Field Goal Percentage

1. Jack Cooley, .611

Offensive Rebounds Per Game

2. Jack Cooley, 4.0

Minutes Played Per Game

4. Eric Atkins, 37.6

Rebounds Per Game

5. Jack Cooley, 9.2

Blocked Shots Per Game

6. Jack Cooley, 1.6

Free Throw Percentage

7. Jerian Grant, .813

Assists Per Game

8. Jerian Grant, 4.8

Defensive Rebounds Per Game

8. Jack Cooley, 5.2

3-Point Field Goal Percentage

9. Eric Atkins, .398

CONFERENCE GAMES ONLY

TEAM

(top-5 rankings only)

Scoring Defense

1. 58.7

3-Point Defense

1. .251

Scoring Margin

4. +4.6

Assist-To-Turnover Ratio

4. 1.3

3-Point Field Goals Made Per Game

5. 6.5

INDIVIDUAL

(top-10 rankings only)

Offensive Rebounds Per Game

1. Jack Cooley, 4.8

Rebounds Per Game

2. Jack Cooley, 10.5

Field Goal Percentage

2. Jack Cooley, .603

Assist-To-Turnover Ratio

3. Jerian Grant, 2.7

10. Eric Atkins, 1.9

Blocked Shots Per Game

4t. Jack Cooley, 1.8

Defensive Rebounds Per Game

6. Jack Cooley, 5.8

10. Scott Martin, 5.5

Assists Per Game

6t. Jerian Grant, 5.2

Minutes Played Per Game

4. Eric Atkins, 39.1

7. Scott Martin, 37.8

8. Jerian Grant, 37.5

Free Throw Percentage

8. Jerian Grant, .828

Brey Now Fifth All-Time In BIG EAST Wins

• **Mike Brey** is in his 12th season along the Irish sidelines. He is the third-longest tenured coach in the BIG EAST, behind only Jim Boeheim of Syracuse and Jim Calhoun of Connecticut. Brey stands fifth all-time in career BIG EAST victories (both regular-season and tournament) with his 129-86 (.600) mark. He is one of nine coaches in BIG EAST history to record 100 conference wins.

What a Run

- The Irish have gone 67-34 (.663) in BIG EAST regular-season play over the past six seasons.
- The 14 regular-season BIG EAST victories in 2010-11 tied the program standard. The Fighting Irish went 14-4 in BIG EAST play in 2007-08.
- Notre Dame's 15 BIG EAST wins (14 regular season, 1 tournament) last season were the most in program history (combined regular season and tournament).
- Last season's 27 wins overall (27-7) were the most in the modern era of Fighting Irish basketball. Notre Dame's highest win total ever was 33 (33-7) in 1908-09.

Taking Care Of The Basketball

Under Irish head coach Mike Brey, Notre Dame always has been a team that has had a high number of assists and very few turnovers. Here's a look at the Irish under Brey:

	FGs	Assts	TOs	Asst/Bskt	Asst/TO
2000-01	814	527	434	.647	1.21
2001-02	934	629	435	.673	1.45
2002-03	917	558	446	.609	1.25
2003-04	766	434	329	.567	1.32
2004-05	671	415	341	.618	1.22
2005-06	772	468	364	.606	1.29
2006-07	869	552	414	.635	1.33
2007-08	914	608	429	.665	1.42
2008-09	988	601	343	.608	1.75
2009-10	918	585	362	.637	1.62
2010-11	843	563	364	.668	1.55
2011-12	600	374	268	.623	1.40

Irish Aim For Sixth Straight 20-Win Season

Notre Dame has reached the 20-win mark in each of the last five seasons and eight times in the last 11 seasons under head coach **Mike Brey**. The last time Irish teams reached the 20-win plateau in six straight campaigns was from 1983-89 under head coach Digger Phelps.

Postseason Stretch

Notre Dame has earned appearances in the postseason in each of the last 12 seasons, which marks the longest stretch in school history. The Irish have been to the NCAA Tournament on seven occasions and the National Invitation Tournament (NIT) five times during this current stretch. Under head coach **Mike Brey**, Notre Dame has played in the NCAAs seven times and NIT four times.

107 Years and Strong

The 2011-12 campaign marks the 107th season of basketball at Notre Dame and the 17th season as a member of the BIG EAST Conference. Notre Dame teams have posted an all-time record of 1719-935 for a .648 winning percentage. In 16-plus seasons as a member of the BIG EAST, the Irish own a 157-128 (.551) record in conference regular-season play.

434 and Counting

Notre Dame has made at least one three-pointer in 434 straight contests dating back to the 1998-99 campaign. The Fighting Irish have made at least one three pointer during every game of the Mike Brey era. The last time an Irish team failed to hit a three-pointer in a game was in a 101-70 loss to Connecticut at the Hartford Civic Center on Jan. 12, 1999. Notre Dame finished 0-7 from beyond the arc in that contest.

Dantley To Join Notre Dame Ring of Honor

Former Irish basketball great and U.S. Olympian Adrian Dantley, the 1976 national college basketball player of the year and a member of the Naismith National Basketball Hall of Fame, will become the fourth inductee into the Notre Dame Basketball Ring of Honor on Friday, March 2, 2012. The ceremony will take place during halftime of Notre Dame's final regular-season home game against Providence at Purcell Pavilion at the Joyce Center.

Dantley, who enjoyed a stellar three-year career in an Irish uniform from 1973-76, will join Austin Carr, Luke Harangody and Ruth Riley as a member of Notre Dame's Ring of Honor. Harangody, who played for the Irish from 2006-10, was the school's first inductee in Feb. 2010. Riley (1997-2001), who helped lead the Irish women's basketball program to the national championship in '01, became the second member of the Ring of Honor in Nov. 2010, while Austin Carr (1968-71), who still remains the program's career scoring leader with 2,560 points, became the third honoree when he was inducted in Feb. 2011.

2011-12 Notre Dame Men's Basketball on the Radio

Fighting Irish Digital Media (FIDM) will originate the Notre Dame Basketball Radio Network in 2011-2012.

Affiliates: WSBT AM 960 (South Bend, Ind.); WLS AM 890 (Chicago, Ill.); WXNT-AM 1430 in Indianapolis, Ind.; WNUY-FM 100.1 (Fort Wayne, Ind.); WRSW ESPN 1480 AM (Warsaw, Ind.); WEFM FM 95.9 (Michigan City, Ind.); WLUV-AM 1520 (Rockford, Ill.); WVIL-FM 101.3 (Jacksonville/Peoria, Ill.); WJLS-AM 560 (Beckley, W.Va); WKKX-AM 1600 (Wheeling, W.Va.); SiriusXM Satellite Radio (129) and worldwide on UND.com.

2011-12 Mike Brey Radio Show

The Mike Brey Radio Show is broadcast live from O'Rourke's Public House just south of the Notre Dame campus on Thursdays at 7:00 p.m. (ET) during the basketball season. Irish fans can join head coach Mike Brey as well as Irish players for an in-depth look inside Notre Dame Basketball. Notre Dame Men's Basketball play-by-play announcer Jack Nolan hosts the show which can be heard live on NewsRadio 960 WSBT-AM in South Bend and worldwide on UND.com. The show can also be heard Friday nights on Sirius XM College Sports Nation Channel 91.

Schedule (only lists remaining shows)

Show #9	Thurs., Feb. 16, 2012
Show #10	Thurs., Feb. 23, 2012
Show #11	Thurs., March 1, 2012

2011-12 BIG EAST STANDINGS

(as of games played on Feb. 17)

	BIG EAST Record	Overall Record
Syracuse*	13-1	26-1
NOTRE DAME	10-3	18-8
Marquette	10-3	21-5
USF	9-4	16-10
Georgetown	9-4	19-5
Louisville	8-5	20-6
Cincinnati	8-5	18-8
Seton Hall	7-7	18-8
West Virginia	7-7	17-10
Connecticut	6-7	16-9
Rutgers	4-9	12-14
Villanova	4-9	11-14
Pittsburgh	4-10	15-12
St. John's	4-10	10-16
DePaul	2-11	11-14
Providence	2-12	13-14

* - clinched bye to BIG EAST Championship second round

Players of the Week

Nov. 21	Herb Pope - Sr., F, Seton Hall
Nov. 28	Kris Joseph - Sr., F, Syracuse
Dec. 5	Hollis Thompson - Jr., F, Georgetown
Dec. 12	Darryl Bryant - Sr., G, West Virginia
Dec. 19	Russ Smith - So., G, Louisville
Dec. 26	Kevin Jones - Sr., F, West Virginia
Jan. 2	Sean Kilpatrick - So., G, Cincinnati
Jan. 9	Darryl Bryant - Sr., G, West Virginia
Jan. 16	Dion Dixon - Sr., G, Cincinnati
Jan. 23	Maalik Wayns - Jr., G, Villanova
Jan. 30	Darius Johnson-Odom - Sr., G, Marquette
Feb. 6	Tray Woodall - Jr., G, Pittsburgh
Feb. 13	Jack Cooley - Jr., F, Notre Dame

Rookies of the Week

Nov. 21	Jerian Grant - So., G, Notre Dame
Nov. 28	Andre Drummond - Fr., C, Connecticut
Dec. 5	LaDontae Henton - Fr., F, Providence
Dec. 12	LaDontae Henton - Fr., F, Providence
Dec. 19	Andre Drummond - Fr., C, Connecticut
Dec. 26	Andre Drummond - Fr., C, Connecticut
Jan. 2	Eli Carter - Fr., G, Rutgers
Jan. 9	D'Angelo Harrison - Fr., G, St. John's
Jan. 16	Andre Drummond - Fr., C, Connecticut
Jan. 23	JayVaughn Pinkston - Fr., F, Villanova
Jan. 30	Moe Harkless - Fr., F, St. John's
Feb. 6	Pat Connaughton - Fr., G/F, Notre Dame
	Chane Behanan - Fr., F, Louisville
Feb. 13	JayVaughn Pinkston - Fr., F, Villanova

Notre Dame Weekly Honor Roll Honorees

Eric Atkins - So., G (2/6)
Jack Cooley - Jr., F (12/12, 12/26, 1/9, 1/23)
Alex Dragicevich - So., G (1/2)
Jerian Grant - So., G (1/30)

2011-12 Notre Dame Men's Basketball Press Conferences

(Contact Bernie Cafarelli at (574) 631-7516 or at cafarelli.1@nd.edu for teleconference number information)

Monday, Feb. 13 10:00 a.m. (ET)

Monday, Feb. 20 10:00 a.m. (ET)

Wednesday, Feb. 29 10:00 a.m. (ET)

2011-12 BIG EAST Teleconferences

(Contact the BIG EAST Conference at (401) 453-0660 for teleconference number information)

Jan. 5, Jan. 19, Feb. 2 and Feb. 16	11:00 a.m. Buzz Williams, Marquette
	11:08 a.m. Mike Brey, Notre Dame
	11:16 a.m. Ed Cooley, Providence
	11:24 a.m. Jim Calhoun, Connecticut
	11:32 a.m. Steve Lavin, St. John's
	11:40 a.m. Mick Cronin, Cincinnati
	11:48 a.m. Kevin Willard, Seton Hall
	11:56 a.m. Rick Pitino, Louisville
Jan. 12, Jan. 26, Feb. 9 and Feb. 23	11:00 a.m. Jay Wright, Villanova
	11:08 a.m. Stan Heath, USF
	11:16 a.m. Bob Huggins, West Virginia
	11:24 a.m. Mike Rice, Rutgers
	11:32 a.m. Oliver Purnell, DePaul
	11:40 a.m. Jamie Dixon, Pittsburgh
	11:48 a.m. Jim Boeheim, Syracuse
	11:56 a.m. John Thompson III, Georgetown

2011-12 BIG EAST Preseason Coaches' Poll

	Pts.
1. Connecticut (7)	209
Syracuse (5)	209
3. Louisville (3)	201
4. Pittsburgh (1)	188
5. Cincinnati	169
6. Marquette	155
7. West Virginia	132
8. Villanova	127
9. NOTRE DAME	114
10. Georgetown	104
11. Rutgers	75
12. St. John's	71
13. Seton Hall	56
14. USF	43
15. Providence	40
16. DePaul	27

First-place votes in parentheses

2011-12 BIG EAST Preseason Awards

PLAYER OF THE YEAR

Ashton Gibbs, Pittsburgh

ROOKIE OF THE YEAR

Andre Drummond, Connecticut

PRESEASON FIRST TEAM

Tim Abromaitis, Notre Dame, F, Gr.

Ashton Gibbs, Pittsburgh, G, Sr.

Jeremy Lamb, Connecticut, G/F, So.

Darius Johnson-Odom, Marquette, G, Sr.

Kris Joseph, Syracuse, F, Sr.

Kevin Jones, West Virginia, F, Sr.

PRESEASON SECOND TEAM

Yancy Gates, Cincinnati, F, Sr.

Alex Oriakhi Connecticut, F/C, Jr.

Peyton Siva, Louisville, G, Jr.

Scoop Jardine, Syracuse, G, Sr.

Maalik Wayns, Villanova, G, Jr.

HONORABLE MENTION

Andre Drummond, Connecticut, C, Fr.

Shabazz Napier, Connecticut, G, So.

Cleveland Melvin, DePaul, F, So.

Jae Crowder, Marquette, F, Sr.

Augustus Gilchrist, USF, F/C, Sr.

National Polls

Associated Press Top 25 (Feb. 13)

1. Kentucky
2. **Syracuse**
3. **Missouri**
4. Kansas
5. Duke
6. Ohio State
7. Michigan State
8. North Carolina
9. Baylor
10. **Georgetown**
11. UNLV
12. **Marquette**
13. San Diego State
14. Florida
15. Wisconsin
16. Murray State
17. Michigan
18. **Indiana**
19. **Louisville**
20. Florida State
21. Saint Mary's
22. Virginia
23. **NOTRE DAME**
- 24t. **Gonzaga**
- 24t. Wichita State

ESPN/USA Today Coaches Poll (Feb. 13)

1. Kentucky
2. **Syracuse**
3. **Missouri**
4. Duke
5. Kansas
6. Ohio State
7. North Carolina
8. Michigan State
9. **Georgetown**
10. Baylor
11. UNLV
12. Florida
13. **Marquette**
14. Murray State
15. San Diego State
16. Saint Mary's
17. Wisconsin
18. **Louisville**
19. Michigan
20. **Indiana**
21. Florida State
22. Virginia
23. Mississippi State
24. **Gonzaga**
25. **NOTRE DAME**

Bold indicates 2011-12 Irish opponent

Solid Schedule

• Seven teams on Notre Dame's 2011-12 schedule are ranked in the latest Associated Press top-25 poll (Feb. 13). Four of the squads - #2 Syracuse, #10 Georgetown, #12 Marquette and #19 Louisville - are BIG EAST foes, while the Fighting Irish faced #3 Missouri, #18 Indiana and #24 Gonzaga in non-conference action. Notre Dame is 5-4 against ranked opponents this season. The five wins over AP top-25 teams are tied for the second-most nationally this season.

2011-12 GAME-BY-GAME STARTING LINEUP

Date	Opponent (Result)	Starting Lineup	# of Times	Record With Lineup
11/12	Mississippi Valley State (W, 80-67)	Atkins-Brooks-Cooley-Grant-Martin ^	1	1-0
11/14	Detroit (W, 59-53)	Atkins-Brooks-Cooley-Grant-Martin	2	2-0
11/16	Sam Houston State (W, 74-41)	Brooks-Cooley-Dragicovich-Grant-Martin ^	1	1-0
11/18	Delaware State (W, 93-69)	Connaughton-Cooley-Dragicovich-Grant-Martin ^	1	1-0
11/21	Missouri (L, 58-87)	Abromaitis-Atkins-Cooley-Grant-Martin ^	1	0-1
11/22	Georgia (L, 57-61)	Abromaitis-Atkins-Cooley-Grant-Martin	2	0-2
11/27	Bryant (W, 84-59)	Atkins-Brooks-Connaughton-Grant-Martin ^	1	1-0
11/30	Gonzaga (L, 53-73)	Atkins-Brooks-Cooley-Grant-Martin	3	2-1
12/4	Maryland (L, 71-78)	Atkins-Brooks-Grant-Knight-Martin ^	1	0-1
12/8	Maine (W, 87-78)	Atkins-Brooks-Grant-Knight-Martin	2	1-1
12/10	Dartmouth (W, 65-47)	Atkins-Connaughton-Cooley-Dragicovich-Knight ^	1	1-0
12/17	Indiana (L, 58-69)	Atkins-Cooley-Dragicovich-Grant-Martin ^	1	0-1
12/19	Sacred Heart (W, 106-65)	Atkins-Cooley-Dragicovich-Grant-Martin	2	1-1
12/27	Pittsburgh (W, 72-59)	Atkins-Cooley-Dragicovich-Grant-Martin	3	2-1
1/4	Cincinnati (L, 55-71)	Atkins-Cooley-Dragicovich-Grant-Martin	4	2-2
1/7	Louisville (W, 67-65 2OT)	Atkins-Cooley-Dragicovich-Grant-Martin	5	3-2
1/10	USF (W, 60-49)	Atkins-Cooley-Dragicovich-Grant-Martin	6	4-2
1/14	Connecticut (L, 53-67)	Atkins-Cooley-Dragicovich-Grant-Martin	7	4-3
1/16	Rutgers (L, 58-65)	Atkins-Brooks-Cooley-Grant-Martin	4	2-2
1/21	Syracuse (W, 67-58)	Atkins-Connaughton-Cooley-Grant-Martin ^	1	1-0
1/25	Seton Hall (W, 55-42)	Atkins-Connaughton-Cooley-Grant-Martin	2	2-0
1/29	Connecticut (W, 50-48)	Atkins-Connaughton-Cooley-Grant-Martin	3	3-0
2/4	Marquette (W, 76-59)	Atkins-Connaughton-Cooley-Grant-Martin	4	4-0
2/8	West Virginia (W, 55-51)	Atkins-Connaughton-Cooley-Grant-Martin	5	5-0
2/11	DePaul (W, 84-76)	Atkins-Connaughton-Cooley-Grant-Martin	6	6-0
2/15	Rutgers (W, 71-53)	Atkins-Connaughton-Cooley-Grant-Martin	7	7-0

^ - Indicates first time that lineup was used

The Irish have used nine different starting lineups this season (26 games).

Injuries And Illness Inflicted The Irish Early

Notre Dame suffered through a rash of illness and injuries during the early portion of the 2011-12 campaign. Five of Notre Dame's 10 scholarship players missed a game by the ninth contest of the season. Here is the breakdown of the games missed:

	Games Missed	Reason
Tim Abromaitis*	24	NCAA Suspension (4 games) Torn ACL (20 games)
Eric Atkins	2	Illness
Joey Brooks	1	Illness
Jack Cooley	1	Illness
Scott Martin	1	Concussion

* - Will miss remainder of season with torn ACL

Shuffling The Lineup

- Notre Dame has used nine different starting lineups this season (out of 26 games played). **Jerian Grant** and **Scott Martin** both have a team-high 24 starts this season.
- The quintet of **Eric Atkins**, **Pat Connaughton**, **Jack Cooley**, **Jerian Grant** and **Scott Martin** has started the last seven games - and seven games overall this season. The Irish are 7-0 with that starting lineup.
- Six different Irish players - **Joey Brooks** (Jr./G), **Jack Cooley** (Jr./F), **Tom Knight** (Jr./F), **Jerian Grant** (So./G), **Alex Dragicovich** (So./G) and **Pat Connaughton** (Fr./G-F) - have made their first career start this season.

Atkins Added As Captain

On December 26, sophomore point guard **Eric Atkins** was named Notre Dame's third captain for the 2011-12 season. Seniors **Tim Abromaitis**, who is out for the remainder of the campaign due to a torn ACL, and **Scott Martin** are the other Fighting Irish captains.

Instant Impact

Pat Connaughton and **Jerian Grant** became the fifth and sixth Notre Dame rookies to score 20-plus points in a game during the Mike Brey era (12 seasons). Here is the list of Irish freshmen/first-year players who have accomplished the feat in the Brey era:

Player	Season	20+ Games	30+ Games	High
Chris Thomas (G)	2001-02	9	2	32
Torin Francis (F)	2002-03	4	-	25
Luke Harangody (F)	2006-07	3	-	22
Tory Jackson (G)	2006-07	2	-	21
Jerian Grant* (G)	2011-12	3	-	22
Pat Connaughton (G/F)	2011-12	2	-	24

* - A sophomore with rookie status since he did not play during his freshman season in 2010-11.

- With his 23-point, 11-rebound effort against Marquette (Feb. 4), **Pat Connaughton** became the first Notre Dame true freshman to record a double-double since Luke Harangody's 20-point, 11-rebound performance on March 8, 2007 versus Syracuse in the BIG EAST tournament. His 23 points and five made three-pointers both are the most for a Notre Dame player in a BIG EAST game this season.
- Connaughton's 24 points against Sam Houston State (Nov. 16) were the most for a Notre Dame freshman since Torin Francis had 25 against Arizona in the Sweet 16 of the 2003 NCAA Tournament (March 27, 2003).
- Connaughton's six made three-pointers (on 10 attempts) against Sam Houston State were the most for an Irish freshman since Chris Thomas had six against Connecticut in the semifinals of the 2002 BIG EAST Tournament (March 8, 2002).
- Connaughton's 24 points against Sam Houston State were the most bench points by an Irish player since Chris Quinn netted 25 against Quinnipiac during the 2003-04 campaign (Dec. 23, 2003).

ALL ABOUT ABRO

IN THE IRISH RECORD BOOK

Three-Point Field Goals Made

1.	Colin Falls	2003-07	331
2.	Chris Thomas	2001-05	302
3.	Matt Carroll	1999-03	301
4.	Kyle McAlarney	2005-09	298
5.	David Graves	1998-02	259
6.	Ryan Hoover	1992-96	248
7.	Chris Quinn	2002-05	239
8.	Ryan Ayers	2005-09	170
9.	Martin Ingelsby	1997-01	167
10.	Tim Abromaitis	2007-11	160
11.	Ben Hansbrough	2009-11	154
12.	Russell Carter	2003-07	139
13.	Luke Zeller	2005-09	107
14.	Tory Jackson	2006-10	103
15.	Pat Garrity	1994-98	100
16.	Antoni Wyché	1995-99	93
17.	Elmer Bennett	1988-92	91
18.	Jordan Cornette	2001-05	74
19.	Joe Fredrick	1986-90	73
20.	Rob Kurz	2004-08	72

Three-Point Field Goals Attempted

1.	Chris Thomas	2001-05	833
2.	Colin Falls	2003-07	826
3.	Matt Carroll	2002-03	762
4.	Kyle McAlarney	2005-09	687
5.	Ryan Hoover	1992-96	680
6.	David Graves	1998-02	630
7.	Chris Quinn	2002-06	573
8.	Ryan Ayers	2005-09	401
9.	Martin Ingelsby	1997-01	394
10.	Tim Abromaitis	2007-11	390
11.	Ben Hansbrough	2009-11	362
12.	Russell Carter	2003-07	342
13.	Antoni Wyché	1995-99	333
14.	Tory Jackson	2006-10	320
15.	Luke Zeller	2005-09	297
16.	Pat Garrity	1994-98	279
17.	Elmer Bennett	1988-92	259
18.	Jordan Cornette	2001-05	245
19.	Troy Murphy	1998-01	191
20.	Pete Miller	1993-97	190

Three-Point Field Goal Percentage (Min. 120 Attempted)

1.	Joe Fredrick	1986-90	.490
2.	Kyle McAlarney	2005-09	.434
3.	Ben Hansbrough	2009-11	.425
4.	Ryan Ayers	2005-09	.424
	Martin Ingelsby	1997-01	.424
6.	Chris Quinn	2002-06	.417
7.	David Graves	1998-02	.411
8.	Tim Abromaitis	2007-11	.410
9.	Rob Kurz	2004-08	.409
10.	David Rivers	1984-88	.406
	Russell Carter	2003-07	.406
12.	Colin Falls	2003-07	.401
13.	Keith Friel	1996-98	.397
14.	Matt Carroll	1999-03	.395
15.	Jamere Jackson	1987-90	.380
	Jonathan Peoples	2006-10	.377
17.	Kevin Ellery	1988-91	.372
18.	Carl Cozen	1991-94	.370
19.	Ryan Hoover	1993-96	.365
20.	Chris Thomas	2001-05	.363



Abro Out

• Forward **Tim Abromaitis** suffered a torn anterior cruciate ligament (ACL) in his right knee at a morning team practice on Nov. 25 and will miss the remainder of the 2011-12 campaign. Abromaitis, who is in his fifth season with the Irish, had played in two games (Missouri and Georgia) and was averaging 14.0 points and 7.0 rebounds. He had missed Notre Dame's first four games due to a misunderstanding of a technicality in an NCAA rule governing seasons of competition that dated back to the 2008-09 campaign when he played in the first two exhibitions of his sophomore campaign and then sat out the remainder of that season.

• Abromaitis was selected to the 2011-12 preseason watch lists for both the John R. Wooden Award and the Naismith Trophy. Both awards are presented annually to the national player of the year. He also was named to the six-man preseason All-BIG EAST First Team. In addition, the Irish forward is one of 30 candidates up for the Lowe's Senior CLASS Award.

Tim Abromaitis Honors and Awards

- 2011-12 Preseason All-BIG EAST First Team
- John R. Wooden Award Preseason Top 50 List (2011-12)
- Naismith Trophy Preseason Watch List (2011-12)
- Lowe's Senior CLASS Award Candidate (2011-12)
- Capital One First Team Academic All-American (2011)
- *ESPN The Magazine* First Team Academic All-American (2010)
- BIG EAST Scholar Athlete of the Year (2010 & 2011)
- BIG EAST Sports Excellence Award (2010 & 2011)
- Third Team All-BIG EAST (2011)
- BIG EAST Honorable Mention (2010)
- Four-Time BIG EAST Weekly Honor Roll Selection
- Four-Time BIG EAST Academic All-Star
- Notre Dame Club of St. Joseph Valley Rockne Student-Athlete Award (2010 & 2011)
- Notre Dame Co-Most Improved Player Award (2010)
- Team Captain (2010-11, 2011-12)
- Old Spice Classic MVP (2010)
- Graduate of Notre Dame's Mendoza College of Business
 - Bachelor's Degree in Finance (2010) - 3.73 GPA
 - MBA (2011)
- 2011 World University Games Participant
 - Started three games and averaged 6.4 ppg and 4.3 rpg.
 - Team USA posted a 7-1 record (fifth-place finish)

HOME SWEET HOME

Home Winning Percentage Leaders Since the Beginning of 2006-07 Season (as of games played on Feb. 16)

	Team	Wins	Losses	Percentage
1.	Kansas	103	4	96.26
2.	Utah State	93	5	94.90
3.	NOTRE DAME	98	7	93.33
4.	Memphis	105	8	92.92
5.	BYU	88	7	92.63
6.	Ohio State	104	9	92.04
7.	Duke	92	8	92.00
8.	Michigan State	90	8	91.84
9.	Xavier	83	8	91.21
10.	Wisconsin	90	10	90.00
11.	Pittsburgh	97	11	89.81
12.	North Carolina	88	10	89.80
	Purdue	88	10	89.80
14.	Missouri	94	11	89.52
15.	Texas	90	11	89.11
16.	Kent State	78	10	88.64
17.	San Diego State	84	11	88.42
18.	Belmont	66	10	86.84
19.	Butler	78	12	86.67
20.	Creighton	90	14	86.54

- The Fighting Irish are 33-1 in their last 34 home games. Notre Dame saw its 29-game home win streak come to an end on Jan. 14 versus Connecticut. The streak was the fourth-longest in the nation.

- The Fighting Irish concluded their 2010-11 home slate with a perfect 17-0 mark. It's the third undefeated season at Purcell Pavilion at the Joyce Center in the last five years and the fifth overall for Notre Dame since the building opened at the start of the 1968-69 campaign. The other perfect home seasons occurred in: 1973-74 (15-0), 1985-86 (15-0), 2006-07 (18-0) and 2007-08 (17-0).

- Notre Dame is the only BIG EAST team that did not lose at home in 2010-11.

- Over the course of the last five seasons, Notre Dame is the only school nationally to go undefeated at home in three seasons (Duke and Kansas have done it twice), while its 98-7 record at home for a .933 winning percentage is the third best among NCAA Division I schools. The Irish also own the best record among all BIG EAST teams in regular-season conference home games over the same time span with a sterling 45-6 record for an .882 winning percentage.

BIG EAST Home Records in League Play Since the Beginning of 2006-07 Season (as of games played on Feb. 17)

	Team	Wins	Losses	Percentage
1.	NOTRE DAME	45	6	88.24
2.	Louisville	42	9	82.35
3.	Pittsburgh	41	10	80.39
4.	Marquette	39	12	76.47
	Syracuse	39	12	76.47
6.	West Virginia	38	13	74.51
7.	Connecticut	37	13	74.00
8.	Georgetown	37	14	72.55
9.	Villanova	33	17	66.00
10.	Cincinnati	27	23	54.00
11.	Seton Hall	27	24	52.94
12.	St. John's	26	25	50.98
13.	Providence	24	27	47.06
14.	USF	22	29	43.14
15.	Rutgers	15	35	30.00
16.	DePaul	12	38	24.00

IRISH ENJOYING SUCCESSFUL RUN IN LEAGUE PLAY

BIG EAST Records Since the Beginning of 2006-07 Season (as of games played on Feb. 17)

	Overall				BIG EAST (regular season)				
	Wins	Losses	Percentage		Wins	Losses	Percentage		
1.	Syracuse	156	49	.761	1.	Louisville	72	28	.720
2.	Pittsburgh	155	50	.756	2.	Syracuse	70	32	.686
3.	Louisville	146	54	.730	3.	Pittsburgh	69	33	.676
4.	Georgetown	137	55	.714	4.	NOTRE DAME	67	34	.663
5.	NOTRE DAME	138	58	.704	5.	Georgetown	64	37	.634
	West Virginia	145	61	.704	6.	Marquette	63	37	.630
7.	Marquette	139	60	.698	7.	West Virginia	61	41	.598
8.	Connecticut	137	62	.688	8.	Villanova	57	44	.564
9.	Villanova	131	66	.665	9.	Connecticut	55	45	.550
10.	Cincinnati	105	85	.553	10.	Cincinnati	44	57	.436
11.	Seton Hall	97	85	.533	11.	Seton Hall	41	61	.402
12.	Providence	92	93	.497	12.	St. John's	40	62	.392
13.	St. John's	91	96	.487	13.	Providence	34	68	.333
14.	USF	79	105	.429	14.	USF	31	70	.307
15.	Rutgers	74	108	.407	15.	Rutgers	22	79	.218
16.	DePaul	66	117	.361	16.	DePaul	19	81	.190

Last Notre Dame Win/Loss Versus Ranked Opponent in Associated Press Poll

	Date	Opponent (Location)	Score				
Win vs. #1	1-21-12	Syracuse (H)	67-58	Win vs. #20	1-15-98	West Virginia (A)	74-72
Loss vs. #1	11-26-08	(8) North Carolina (LC)!	87-102	Loss vs. #20	1-12-09	(12) Louisville (A)	73-87
Win vs. #2	1-24-11	(15) Pittsburgh (A)	56-51	Win vs. #21	1-9-07	(22) West Virginia (H)	61-58
Loss vs. #2	2-28-09	Connecticut (A)	65-72	Loss vs. #21	11-21-11	Missouri (KC)	58-87
Win vs. #3	3-3-90	Missouri (H)	98-67	Win vs. #22	12-27-11	Pittsburgh (H)	72-59
Loss vs. #3	1-27-10	Villanova (A)	90-72	Loss vs. #22	3-16-07	Winthrop (SA)\$	64-74
Win vs. #4	12-7-06	Alabama (H)	99-85	Win vs. #23	12-3-06	Maryland (VC)@	81-74
Loss vs. #4	2-7-04	Pittsburgh (H)	58-66	Loss vs. #23	3-8-06	Georgetown (MSG)*	63-67
Win vs. #5	2-12-09	Louisville (H)	90-57	Win vs. #24	1-29-12	Connecticut (A)	50-48
Loss vs. #5	1-1-11	(15) Syracuse (A)	58-70	Loss vs. #24	3-5-05	Pittsburgh (H)	77-85
Win vs. #6	11-25-08	(8) Texas (LC)!	81-80	Win vs. #25	3-10-11	(4) Cincinnati (MSG)*	89-51
Loss vs. #6	1-6-03	(5) Pittsburgh (A)	55-72	Loss vs. #25	3-13-08	Marquette (MSG)*	79-89
Win vs. #7	2-2-82	San Francisco (H)	75-66	<i>Event/Location Notes</i>			
Loss vs. #7	3-12-10	West Virginia (MSG)*	51-53	\$ - NCAA Tournament			
Win vs. #8	1-4-11	(14) Connecticut (H)	73-70	* - BIG EAST Tournament			
Loss vs. #8	1-17-09	(12) Syracuse (A)	74-93	! - Maui Invitational			
Win vs. #9	12-29-10	(15) Georgetown (H)	69-55	^ - SEC/BIG EAST Invitational			
Loss vs. #9	3-9-07	(20) Georgetown (MSG)*	82-84	@ - BB&T Classic			
Win vs. #10	2-21-01	(18) Boston College (H)	76-75	(H) - Home			
Loss vs. #10	1-2-10	Connecticut (A)	70-82	(A) - Away			
Win vs. #11	1-7-12	Louisville (A) (2ot)	67-65	(LC) - Lahaina Civic Center (Maui)			
Loss vs. #11	3-2-09	Villanova (H)	60-77	(MCI) - MCI Center (Washington, D.C.)			
Win vs. #12	2-24-10	Pittsburgh (H)	68-53	(MSG) - Madison Square Garden (New York, N.Y.)			
Loss vs. #12	3-4-03	Syracuse (A)	88-92	(KC) - Kansas City, Mo.			
Win vs. #13	12-2-02	Marquette (H)	92-71	(D) - Dayton, Ohio			
Loss vs. #13	2-28-08	(17) Louisville (A)	85-90	(BFC) - Big Four Classic (Indianapolis, Ind.)			
Win vs. #14	12-5-87	Louisville (BFC)	69-54	(FH) - Freedom Hall (Louisville, Ky.)			
Loss vs. #14	3-11-11	(4) Louisville (MSG)* (ot)	77-83	(PC) - Pepsi Center (Denver, Colo.)			
Win vs. #15	2-4-12	Marquette (H)	76-59	(SA) - Spokane Arena (Spokane, Wash.)			
Loss vs. #15	2-7-09	UCLA (A)	63-89	(VC) - Verizon Center (Washington, D.C.)			
Win vs. #16	3-5-11	(8) Connecticut (A)	70-67	(CC) - Crossroads Classic (Indianapolis, Ind.)			
Loss vs. #16	1-18-03	(10) Kentucky (A)	73-88	<i>Note - Number before opponent indicates Notre Dame's AP ranking at the time of the game</i>			
Win vs. #17	3-7-70	(15) Ohio U. (D)\$	112-82	Bold italics indicates result from this season			
Loss vs. #17	1-14-12	Connecticut (H)	53-67				
Win vs. #18	1-26-08	Villanova (A)	90-80				
Loss vs. #18	12-17-11	Indiana (CC)	58-69				
Win vs. #19	2-28-11	(8) Villanova (H)	93-72				
Loss vs. #19	11-30-11	Gonzaga (A)	53-73				

THE MIKE BREY FILE

2011 AP, Basketball Times & Henry Iba Coach of the Year

2007, 2008 & 2011 BIG EAST Coach of the Year

Third Longest Tenured Coach in BIG EAST

Record at Notre Dame: 256-128 (.667)

Overall Record: 355-180 (.664)

WHAT HIS TEAMS HAVE DONE:

9 NCAA Tournament Appearances

14 Total Postseason Appearances (5 NIT)

3 BIG EAST Players of the Year

(Troy Murphy '01 / Luke Harangody '08 / Ben Hansbrough '11)

10 First-Team All-BIG EAST Honorees



IRISH UNDER MIKE BREY:

IN OVERTIME GAMES: 8-8

at Georgetown (2/9/02)	W	116-111 (4 OT)
at Boston College (1/25/03)	W	101-96
vs. Georgetown (2/1/03)	W	93-92 (2OT)
at Pittsburgh (1/4/06)	L	97-100 (2OT)
vs. Georgetown (1/24/06)	L	82-85 (2OT)
at Louisville (2/4/06)	L	86-89
at Connecticut (2/21/06)	L	74-75
at Michigan (3/20/06)	L	84-87 (2OT)
vs. Providence (1/31/08)	W	81-74
at Louisville (1/12/09)	L	73-87
at Louisville (2/17/10)	L	89-91 (2OT)
at Marquette (3/6/10)	W	63-60
vs. Georgia (11/25/10)	W	89-83 (2OT)
vs. Louisville (2/9/11)	W	89-79
vs. Louisville (3/11/11)	L	77-83
at Louisville (1/7/12)	W	67-65 (2OT)

IN GAMES DECIDED BY...

1 point.....	12-11
2 points.....	8-11
3 points.....	16-16
4 points.....	5-7
5 points.....	7-7
6 points.....	12-6
7 points.....	17-9
8 points.....	7-10
9 points.....	9-4
10 points.....	13-6
11-15 points.....	52-26
16-20 points.....	30-11
21-30 points.....	31-4
31-40 points.....	26-0
41-50 points.....	11-0
50+points.....	0-0
Total.....	256-128

ON THE ROAD....

	Away	Neutral	Overall
2011-12	4-3	0-4	4-7
2010-11	5-4	5-3	10-7
2009-10	3-6	3-3	6-9
2008-09	3-8	3-4	6-12
2007-08	5-4	3-4	8-8
2006-07	3-5	3-3	6-8
2005-06	4-7	0-2	4-9
2004-05	4-6	0-1	4-7
2003-04	6-5	2-1	8-6
2002-03	4-5	6-3	10-8
2001-02	8-4	5-3	13-7
2000-01	6-4	2-2	8-6
Totals	55-61	32-33	87-94
	(.474)	(.492)	(.481)

VS. RANKED OPPONENTS:

2011-12.....	5-4
2010-11.....	8-3
2009-10.....	4-4
2008-09.....	3-9
2007-08.....	2-6
2006-07.....	4-2
2005-06.....	1-7
2004-05.....	2-5
2003-04.....	2-8
2002-03.....	5-6
2001-02.....	3-6
2000-01.....	4-3
Totals.....	43-63
	(.406)

NOTRE DAME SEASON-BY-SEASON UNDER BREY:

	Overall	BIG EAST (regular season)
2000-01	20-10	11-5 (1st place-West Division)
2001-02	22-11	10-6 (2nd place-West Division)
2002-03	24-10	10-6 (t-3rd place-West Division)
2003-04	19-13	9-7 (7th place)
2004-05	17-12	9-7 (6th place)
2005-06	16-14	6-10 (t-11th place)
2006-07	24-8	11-5 (4th place)
2007-08	25-8	14-4 (t-2nd place)
2008-09	21-15	8-10 (t-9th place)
2009-10	23-12	10-8 (t-7th place)
2010-11	27-7	14-4 (2nd place)
2011-12	18-8	10-3
	256-128 (.667)	122-75 (.619)

MIKE BREY IN THE BIG EAST RANKINGS:

BIG EAST Coaching Percentage

Regular Season and BIG EAST Tournament

	W-L	Pct.	Yrs.	Tour.	Pct.
1. Jamie Dixon, Pittsburgh	113-55	.673	9	11-7	.611
2. John Thompson, Georgetown	231-123	.653	20	33-13	.717
3. Jim Boeheim, Syracuse	397-212	.652	33	46-27	.630
4. Lou Carnesecca, St. John's	139-80	.635	13	12-11	.522
Buzz Williams, Marquette	47-27	.635	4	5-3	.625
6. Jim Calhoun, Connecticut	308-179	.632	26	33-18	.647
7. Rick Pitino, Providence/Louisville	102-60	.630	9	7-7	.500
8. John Thompson III, Georgetown	93-57	.620	8	11-6	.647
9. Bob Huggins, West Virginia	59-37	.615	5	7-3	.700
10. Mike Jarvis, St. John's	57-36	.613	5	7-4	.636
11. Tom Crean, Marquette	34-22	.607	3	3-3	.500
12. Mike Brey, Notre Dame	129-86	.600	12	7-11	.388
13. Ben Howland, Pittsburgh	43-29	.597	4	8-3	.727
14. Jay Wright, Villanova	111-88	.558	11	8-10	.444
15. Steve Lavin, St. John's	17-16	.515	2	1-1	.500

BIG EAST Coaching Wins

Regular Season and BIG EAST Tournament

	W-L	Pct.	Yrs.	Tour.	Pct.
1. Jim Boeheim, Syracuse	397-212	.652	33	46-27	.630
2. Jim Calhoun, Connecticut	308-179	.632	26	33-18	.647
3. John Thompson, Georgetown	231-123	.653	20	33-13	.717
4. Lou Carnesecca, St. John's	139-80	.635	13	12-11	.522
5. Mike Brey, Notre Dame	129-86	.600	12	7-11	.388
6. Rollie Massimino, Villanova	123-92	.572	12	13-12	.520
7. Jamie Dixon, Pittsburgh	113-55	.673	9	11-7	.611
8. Jay Wright, Villanova	111-88	.558	11	8-10	.444
9. Rick Pitino, Providence/Louisville	102-60	.630	9	7-7	.500
10. Steve Lappas, Villanova	97-79	.551	9	10-8	.556

Bold indicates active BIG EAST head coach

Notre Dame Highs and Lows Under Mike Brey

Notre Dame – Team Game Highs (1st Half)

Points 62 vs. Loyola-Chicago (11/22/00)
 62 vs. Georgia Southern (11/12/10)*
 Field Goals Made 24 vs. IPFW (11/10/06)*
 24 vs. Syracuse (1/30/07)
 Field Goals Attempted 43 vs. New Hampshire (11/16/01)*
 43 vs. Syracuse (1/30/07)
 Field Goal Percentage 75.0% (18-24) vs. West Virginia (1/9/10)*
 3 PT Field Goals Made 14 vs. South Dakota (12/2/08)*
 3 PT Field Goals Attempted 23 vs. South Dakota (12/2/08)*
 3 PT Field Goals Percentage ..85.7% (6-7) vs. West Virginia (1/9/10)*
 Free Throws Made 18 vs. Liberty (11/22/09)*
 18 vs. Maine (11/22/10)*
 Free Throws Attempted 24 vs. Liberty (11/22/09)*
 Free Throw Percentage..... 100.0% on 22 occasions
 Total Rebounds..... 32 vs. Chicago State (11/17/10)*
 Offensive Rebounds 15 vs. Savannah State (12/2/08)*
 Defensive Rebounds..... 24 vs. Northern Illinois (12/8/07)*
 Assists..... 19 vs. Canisius (12/19/00)*
 Steals..... 12 vs. New Hampshire (11/16/01)*
 Blocked Shots..... 13 vs. Belmont (11/17/02)*
 Turnovers..... 14 vs. Monmouth (11/16/07)
 14 vs. St. John's (1/16/11)
 Fouls..... 13 vs. St. John's (1/16/11)

Notre Dame – Team Game Highs (2nd Half)

Points 68 vs. Georgetown (4OT) (2/9/02)
 Field Goals Made 24 vs. Pittsburgh (1/4/06)
 Field Goals Attempted 63 vs. Georgetown (4OT) (2/9/02)
 Field Goal Percentage..... 72.0% vs. Lafayette (11/14/06)
 72.0% (18-25) vs. Pittsburgh (12/27/11)
 3 PT Field Goals Made 11 vs. St. John's (3/6/04)
 11 vs. North Carolina (11/26/08)
 3 PT Field Goals Attempted 24 vs. Pittsburgh (1/4/06)
 3 PT Field Goals Percentage . 75.0% (6-8) vs. Connecticut (2/21/05)
 Free Throws Made 27 vs. Seton Hall (2/18/06)
 Free Throws Attempted 32 vs. California (11/26/10)
 Free Throw Percentage..... 100.0% on seven occasions
 Total Rebounds..... 34 vs. Seton Hall (1/8/01)
 Offensive Rebounds 15 vs. Army (12/19/04)*
 Defensive Rebounds..... 25 vs. Sacred Heart (11/18/00)*
 Assists..... 16 vs. Army (12/19/04)*
 16 vs. Maine (11/22/10)*
 Steals..... 14 vs. New Hampshire (11/16/01)*
 Blocked Shots..... 6 on three occasions
 Turnovers..... 13 vs. Niagara (12/21/05)*
 13 vs. Marquette (1/12/08)
 Fouls..... 26 vs. Pittsburgh (1/4/06)

Notre Dame – Team Game Highs (Total)

Points 116 vs. Georgetown (4OT) (2/9/02)
 Field Goals Made 42 vs. Canisius (12/19/00)*
 Field Goals Attempted 94 vs. Georgetown (4OT) (2/9/02)
 Field Goal Percentage..... 66.7% (34-51) vs. Pittsburgh (1/30/02)*
 3 PT Field Goals Made 20 vs. Villanova (2/28/11)*#
 3 PT Field Goals Attempted 44 vs. Canisius (12/22/00)
 3 PT Field Goals Percentage 72.7% (16-22) vs. Loyola Chicago
 (11/22/00)*#
 Free Throws Made 33 vs. Seton Hall (2/18/06)
 Free Throws Attempted 45 vs. Columbia (12/23/05)*
 Free Throw Percentage..... 100% (5-5) vs. Illinois (3/22/03)
 100% (19-19) vs. Villanova (1/8/05)*#
 Total Rebounds..... 64 vs. Georgetown (4OT) (2/9/02)
 Offensive Rebounds 24 vs. Seton Hall (1/8/01)
 Defensive Rebounds..... 41 vs. Northern Illinois (12/8/07)*
 Assists..... 32 vs. Canisius (12/19/00)*#
 Steals..... 26 vs. New Hampshire (11/16/01)*#
 Blocked Shots..... 19 vs. Belmont (12/17/02)*#
 Turnovers..... 24 vs. Marquette (1/12/08)
 Fouls..... 32 vs. Pittsburgh (1/4/06)

Notre Dame – Team Game Lows (1st Half)

Points 17 vs. Connecticut (3/3/10)*
 Field Goals Made 4 vs. St. John's (1/16/11)
 4 vs. Indiana (12/17/11)
 Field Goals Attempted..... 14 vs. St. John's (1/16/11)
 Field Goal Percentage..... 18.8% (6-32) vs. Connecticut (2/21/04)
 3 PT Field Goals Made 0 four occasions
 3 PT Field Goals Attempted 4 vs. St. Louis (11/28/09)
 3 PT Field Goals Percentage 0.0% on four occasions
 Free Throws Made 0 on 11 occasions
 Free Throws Attempted 0 on seven occasions
 Free Throw Percentage..... 0.0% on 11 occasions
 Total Rebounds..... 9 vs. UCF (12/6/09)*
 9 vs. Pittsburgh (3/11/10)
 Offensive Rebounds 0 vs. West Virginia (1/9/10)*
 Defensive Rebounds..... 6 vs. Louisville (2/17/10)
 Assists..... 1 vs. Villanova (1/27/07)*
 Steals..... 0 on 10 occasions
 Blocked Shots..... 0 on 37 occasions
 Turnovers..... 0 vs. DePaul (1/23/10)*
 Fouls..... 0 vs. Samford (12/30/04)*

Notre Dame – Team Game Lows (2nd Half)

Points 18 vs. Pittsburgh (3/11/10)
 Field Goals Made 5 vs. West Virginia (1/9/10)*
 5 vs. Pittsburgh (3/11/10)
 Field Goals Attempted..... 13 vs. Pittsburgh (3/11/10)
 Field Goal Percentage..... 21.4% (6-28) vs. Harvard (11/19/04)*
 3 PT Field Goals Made 0 on six occasions
 3 PT Field Goals Attempted 2 vs. Rutgers (2/6/11)*
 3 PT Field Goals Percentage 0.0% on six occasions
 Free Throws Made 0 vs. Pittsburgh (1/12/04)
 0 vs. Indiana (11/24/08)
 0 vs. Old Dominion (3/18/10)
 Free Throws Attempted 0 vs. Indiana (11/24/08)
 0 vs. Old Dominion (3/18/10)
 Free Throw Percentage..... 0.0% on four occasions
 Total Rebounds..... 7 vs. Rutgers (3/1/03)
 Offensive Rebounds 2 on six occasions
 Defensive Rebounds..... 4 vs. Rutgers (3/1/03)
 Assists..... 0 vs. Harvard (11/19/04)
 Steals..... 0 on 13 occasions
 Blocked Shots..... 0 on 31 occasions
 Turnovers..... 0 vs. West Virginia (3/10/04)
 0 vs. Cincinnati (3/10/11)
 Fouls..... 3 on three occasions

Notre Dame – Team Game Lows (Total)

Points 41 vs. Washington State (3/22/08)
 Field Goals Made 13 on three occasions
 Field Goals Attempted 34 vs. Pittsburgh (3/11/10)
 Field Goal Percentage 24.5% (13-53) vs. Washington State (3/22/08)
 3 PT Field Goals Made 1 vs. Pittsburgh (2/3/01)
 1 vs. California (11/26/10)
 3 PT Field Goals Attempted 8 vs. Pittsburgh (2/3/01)
 3 PT Field Goals Percentage 5.0% (1-20) vs. California(11/26/10)
 Free Throws Made 1 vs. Connecticut (2/28/09)
 Free Throws Attempted 3 vs. Old Dominion (3/18/10)
 Free Throw Percentage..... 20.0% (1-5) vs. Connecticut (2/28/09)
 Total Rebounds..... 21 vs. Rutgers (3/1/03)
 Offensive Rebounds 3 vs. DePaul (12/14/02)*
 3 vs. Sam Houston State (11/16/11)*
 Defensive Rebounds..... 14 vs. DePaul (12/11/04)*
 Assists..... 6 vs. Mississippi (3/18/01)
 6 vs. Gonzaga (11/30/11)
 Steals..... 1 on five occasions
 Blocked Shots..... 0 on seven occasions
 Turnovers..... 2 vs. DePaul (1/23/10)*
 Fouls..... 6 on three occasions

* Indicates game played at the Purcell Pavilion, Notre Dame, Ind.

Indicates school record

Opponent Highs and Lows Under Mike Brey

Opponent – Team Game Highs (1st Half)

Points	53, Arizona (3/27/03)
Field Goals Made	23, Arizona (3/27/03)
Field Goals Attempted	44, Georgetown (3/4/01)*
Field Goal Percentage	63.3% (19-30), Missouri (11/21/11)
3 PT Field Goals Made	9, Syracuse (1/11/06)*
	9, Lehigh (11/27/06)*
3 PT Field Goals Attempted	19, Syracuse (1/11/06)*
3 PT Field Goal Percentage	81.8% (9-11), Lehigh (11/26/06)*
Free Throws Made	14, Sacred Heart (11/18/00)*
Free Throws Attempted	19, Sacred Heart (11/18/00)*
Free Throw Percentage	100.0%, on 29 occasions
Total Rebounds	33, Connecticut (2/21/04)
Offensive Rebounds	16, Northern Illinois (11/24/03)*
Defensive Rebounds	21, on six occasions
Assists	15, Seton Hall (2/11/10)
Steals	9, Miami (Fla.) (2/23/02)
	9, Marquette (1/12/08)
Blocked Shots	10, Connecticut (2/21/04)
Turnovers	16, Loyola (Chicago) (11/22/00)*
Fouls	16, on four occasions

Opponent – Team Game Highs (2nd Half)

Points	68, Georgetown (4 OT) (2/9/02)
Field Goals Made	21, Syracuse (2/24/08)*
Field Goals Attempted	49, Syracuse (2/24/08)*
Field Goal Percentage	68.2% (15-22), American (12/21/03)*
3 PT Field Goals Made	9, on three occasions
3 PT Field Goals Attempted	22, Tennessee Tech (12/17/00)*
3 PT Field Goal Percentage	100.0% (3-3), Seton Hall (2/5/03)
	100.0% (3-3), Indiana (12/17/11)
Free Throws Made	24, Pittsburgh (2 OT) (1/4/06)
Free Throws Attempted	39, Pittsburgh (2 OT) (1/4/06)
Free Throw Percentage	100.0% on 12 occasions
Total Rebounds	38, Georgetown (4 OT) (2/9/02)
Offensive Rebounds	16, Syracuse (2/24/08)*
Defensive Rebounds	27, Georgetown (4 OT) (2/9/02)
Assists	19, Pittsburgh (2 OT) (1/4/06)
Steals	9, on two occasions
Blocked Shots	11, Georgetown (4 OT) (2/9/02)
Turnovers	15, New Hampshire (11/16/01)*
Fouls	20, Seton Hall (2/18/06)
	20, Rutgers (2/6/11)

Opponent – Team Game Highs (Total)

Points	111, Georgetown (4 OT) (2/9/02)
Field Goals Made	41, Syracuse (3/4/03)*
Field Goals Attempted	82, Syracuse (2/24/08)*
Field Goal Percentage	63.0% (29-46), American (12/21/03)*
3 PT Field Goals Made	14, Texas (12/7/02)
	14, Lehigh (11/27/06)*
3 PT Field Goals Attempted	37, West Virginia (1/9/10)*
3 PT Field Goal Percentage	73.7% (14-19), Lehigh (11/27/06)*
Free Throws Made	35, Louisville (2OT) (2/17/10)
Free Throws Attempted	46, Pittsburgh (2 OT) (1/4/06)
Free Throw Percentage (min. 8 att.)	100%, on four occasions
Total Rebounds	59, Connecticut (2/21/04)
Offensive Rebounds	27, Loyola (Chicago) (11/22/00)*
Defensive Rebounds	42, Connecticut (1/24/09)*
Assists	30, Pittsburgh (2 OT) (1/4/06)
Steals	13, Niagara (12/21/05)*
Blocked Shots	19, Connecticut (OT) (2/21/06)
Turnovers	30, New Hampshire (11/16/01)*
Fouls	31, Columbia (12/23/05)*

Opponent – Team Game Lows (1st Half)

Points	5, California (11/26/10)
Field Goals Made	2, California (11/26/10)
Field Goals Attempted	18, Georgetown (2/27/10)
Field Goal Percentage	8.0% (2-25), California (11/26/10)
3 PT Field Goals Made	0, on 16 occasions
3 PT Field Goals Attempted	2, Georgetown (2/9/02)
3 PT Field Goal Percentage	0.0%, on 16 occasions
Free Throws Made	0, on 30 occasions
Free Throws Attempted	0, on 16 occasions
Free Throw Percentage	0.0%, on 30 occasions
Total Rebounds	7, Georgetown (2/27/10)
	7, Maine (11/22/10)*
Offensive Rebounds	0, Lafayette (11/14/06)
Defensive Rebounds	5, on three occasions
Assists	1, California (11/26/10)
Steals	0, on 15 occasions
Blocked Shots	0, on 44 occasions
Turnovers	1, on seven occasions
Fouls	1, Pittsburgh (2/12/05)
	1, DePaul (12/31/08)
	1, West Virginia (3/12/10)

Opponent – Team Game Lows (2nd Half)

Points	8, Monmouth (11/16/07)
Field Goals Made	3, Monmouth (11/16/07)
Field Goals Attempted	19, Old Dominion (3/18/10)
Field Goal Percentage	13.0% (3-23), Monmouth (11/16/07)
3 PT Field Goals Made	0, on 12 occasions
3 PT Field Goals Attempted	3, on eight occasions
3 PT Field Goal Percentage	0.0% on 12 occasions
Free Throws Made	0, on four occasions
Free Throws Attempted	1, on three occasions
Free Throw Percentage	0.0%, on four occasions
Total Rebounds	6, Marquette (3/6/10)
Offensive Rebounds	0, Kentucky (3/25/09)*
	0, Marquette (3/6/10)
Defensive Rebounds	3, Virginia Tech (2/22/03)*
	3, Marquette (1/22/11)*
Assists	1 on three occasions
Steals	0, on nine occasions
Blocked Shots	0, on 33 occasions
Turnovers	0, West Virginia (3/10/04)
	0, Pittsburgh (1/31/09)
Fouls	4, on four occasions

Opponent – Team Game Lows (Total)

Points	33, Monmouth (11/16/07)
Field Goals Made	12, Bucknell (11/22/02)*
Field Goals Attempted	35, Rutgers (3/1/03)
Field Goal Percentage	21.1% (12-57), Bucknell (11/22/02)*
3 PT Field Goals Made	1, on seven occasions
3 PT Field Goals Attempted	7, Seton Hall (2/5/03)
	7, Indiana (12/17/11)
3 PT Field Goal Percentage	5.9% (1-17), Cincinnati (11/24/00)
Free Throws Made	0, Charleston Southern (11/26/04)*
Free Throws Attempted	0, Charleston Southern (11/26/04)*
Free Throw Percentage	0.0% (0-0), Charleston Southern (11/26/04)*
Total Rebounds	19, Winston-Salem St. (11/29/06)*
Offensive Rebounds	3, Army (12/19/04)*
	3, West Virginia (2/1/06)
Defensive Rebounds	12, Georgetown (2/27/10)
	12, Marquette (1/22/11)*
Assists	4, USF (1/10/12)*
	4, Seton Hall (1/25/12)
Steals	1, on six occasions
Blocked Shots	0, on 13 occasions
Turnovers	3 on three occasions
Fouls	7, Connecticut (1/24/09)*
	7, Connecticut (2/28/09)

* - Indicates games played at Purcell Pavilion (Notre Dame, Ind.)

Notre Dame Highs and Lows in a BIG EAST Game

Notre Dame – BIG EAST Team Game Highs (1st Half)

Points	61 vs. Syracuse (1/30/07)
Field Goals Made	24 vs. Syracuse (1/30/07)
Field Goals Attempted	43 vs. Syracuse (1/30/07)
Field Goal Percentage	75.0% (18-24) vs. West Virginia (1/9/10)*
3 PT Field Goals Made	11, on three occasions
3 PT Field Goals Attempted	22 vs. Pittsburgh (1/31/09)
3 PT Field Goals Percentage	85.7% (6-7) vs. West Virginia (1/9/10)*
Free Throws Made	13 vs. Seton Hall (2/11/10)
Free Throws Attempted	19 vs. Villanova (1/27/10)
Free Throw Percentage	100.0% on 15 occasions
Total Rebounds	29 vs. Connecticut (1/5/08)
Offensive Rebounds	14 vs. Providence (2/19/05)
Defensive Rebounds	23 vs. Louisville (2/12/09)*
Assists	17 vs. West Virginia (1/9/10)*
Steals	7 on four occasions
Blocked Shots	7 vs. Connecticut (2/9/04)* 7 vs. West Virginia (1/19/05)
Turnovers	14 vs. St. John's (1/16/11)
Fouls	13 vs. St. John's (1/16/11)

Notre Dame – BIG EAST Team Game Highs (2nd Half)

Points	68 vs. Georgetown (4OT) (2/9/02)
Field Goals Made	24 vs. Pittsburgh (1/4/06)
Field Goals Attempted	63 vs. Georgetown (4OT) (2/9/02)
Field Goal Percentage	72.0% vs. Pittsburgh (12/27/11)
3 PT Field Goals Made	11 vs. St. John's (3/6/04)
3 PT Field Goals Attempted	24 vs. Pittsburgh (1/4/06)
3 PT Field Goals Percentage	71.4% (6-8) vs. Connecticut (2/21/05)
Free Throws Made	27 vs. Seton Hall (2/18/06)
Free Throws Attempted	30 vs. Seton Hall (2/18/06) 30 vs. Rutgers (2/6/11)*
Free Throw Percentage	100.0% on three occasions
Total Rebounds	34 vs. Seton Hall (1/8/01)
Offensive Rebounds	18 vs. Seton Hall (1/8/01)
Defensive Rebounds	27 vs. Georgetown (3/4/04)*
Assists	14 vs. Cincinnati (1/15/08)*
Steals	6 vs. Villanova (1/17/07)
Blocked Shots	5 vs. Georgetown (2/27/10)
Turnovers	13 vs. Marquette (1/12/08)
Fouls	26 vs. Pittsburgh (1/4/06)

Notre Dame – BIG EAST Team Game Highs (Total)

Points	116 vs. Georgetown (4OT) (2/9/02)
Field Goals Made	41 vs. Georgetown (4OT) (2/9/02)
Field Goals Attempted	94 vs. Georgetown (4OT) (2/9/02)
Field Goal Percentage	66.7% (34-51) vs. Pittsburgh (1/30/02)*
3 PT Field Goals Made	20 vs. Villanova (2/28/11)*#
3 PT Field Goals Attempted	36 vs. Pittsburgh (1/4/06)
3 PT Field Goals Percentage	62.5% (20-32) vs. Villanova (2/28/11)*
Free Throws Made	34 vs. Cincinnati (1/15/08)*
Free Throws Attempted	42 vs. Cincinnati (1/15/08)*
Free Throw Percentage	100.0% (19-19) vs. Villanova (1/14/03)*#
Total Rebounds	64 vs. Georgetown (4OT) (2/9/02)
Offensive Rebounds	24 vs. Seton Hall (1/8/01)
Defensive Rebounds	35 vs. Louisville (2/12/09)*
Assists	25 vs. Cincinnati (2/4/10)*
Steals	10 on six occasions
Blocked Shots	9 vs. Connecticut (2/9/04)*
Turnovers	26 vs. Pittsburgh (2/8/00)
Fouls	32 vs. Pittsburgh (1/4/06)

*Indicates game played at the Purcell Pavilion, Notre Dame, Ind.

#Indicates school record

Notre Dame – BIG EAST Team Game Lows (1st Half)

Points	17 vs. Connecticut (3/3/10)*
Field Goals Made	4 vs. St. John's (1/16/11)
Field Goals Attempted	14 vs. St. John's (1/16/11)
Field Goal Percentage	18.8% (6-32) vs. Connecticut (2/21/04)
3 PT Field Goals Made	0 vs. West Virginia (1/7/04) 0 vs. Connecticut (1/12/99)
3 PT Field Goals Attempted	5 on three occasions
3 PT Field Goals Percentage	8.3% (1-12) vs. Providence (1/21/03)
Free Throws Made	0 on 10 occasions
Free Throws Attempted	0 on seven occasions
Free Throw Percentage	0.0% on 10 occasions
Total Rebounds	9 vs. Pittsburgh (3/11/10)
Offensive Rebounds	0 on four occasions
Defensive Rebounds	6 vs. Louisville (2/17/10)
Assists	1 vs. Villanova (1/27/07)*
Steals	0 on nine occasions
Blocked Shots	0 on 22 occasions
Turnovers	0 vs. DePaul (1/23/10)*
Fouls	2 on three occasions

Notre Dame – BIG EAST Team Game Lows (2nd Half)

Points	18 vs. Pittsburgh (3/11/10)
Field Goals Made	5 vs. West Virginia (1/9/10)* 5 vs. Pittsburgh (3/11/10)*
Field Goals Attempted	13 vs. Pittsburgh (3/11/10)*
Field Goal Percentage	26.3% (5-19) vs. West Virginia (1/9/10)*
3 PT Field Goals Made	0 on four occasions
3 PT Field Goals Attempted	2 vs. Rutgers (2/6/11)*
3 PT Field Goals Percentage	0.0% on four occasions
Free Throws Made	0 vs. Pittsburgh (1/12/04)
Free Throws Attempted	2 on four occasions
Free Throw Percentage	0.0% (0-2) vs. Pittsburgh (1/12/04)
Total Rebounds	7 vs. Rutgers (3/1/03)
Offensive Rebounds	2 vs. Connecticut (3/3/10)* 2 vs. St. John's (1/8/11)*
Defensive Rebounds	4 vs. Rutgers (3/1/03)
Assists	2 on four occasions
Steals	0 on 11 occasions
Blocked Shots	0 on 20 occasions
Turnovers	0 vs. West Virginia (3/10/04) 0 vs. Cincinnati (3/10/11)
Fouls	3 vs. West Virginia (1/7/04)* 3 vs. Pittsburgh (2/24/10)*

Notre Dame – BIG EAST Team Game Lows (Total)

Points	48 vs. Georgetown (1/6/07)
Field Goals Made	13 vs. Rutgers (3/1/03) 13 vs. Seton Hall (1/25/12)
Field Goals Attempted	34 vs. Pittsburgh (3/11/10)
Field Goal Percentage	29.7% (19-64) vs. Connecticut (2/21/04)
3 PT Field Goals Made	0 vs. Connecticut (1/12/99)
3 PT Field Goals Attempted	6 vs. Seton Hall (2/6/99)
3 PT Field Goals Percentage	10.5% vs. Rutgers (2/14/02)
Free Throws Made	1 vs. Connecticut (2/28/09)
Free Throws Attempted	4 vs. Pittsburgh (3/8/01) 4 vs. Connecticut (1/24/09)*
Free Throw Percentage	20.0% (1-5) vs. Connecticut (2/28/09)
Total Rebounds	21 vs. Rutgers (3/1/03)
Offensive Rebounds	4 on three occasions
Defensive Rebounds	16 vs. Pittsburgh (1/24/11) 16 vs. Connecticut (1/14/12)*
Assists	7 vs. Rutgers (3/1/03) 7 vs. Pittsburgh (3/8/01)
Steals	1 vs. Marquette (1/26/09)* 1 vs. Cincinnati (2/4/09)
Blocked Shots	0 on three occasions
Turnovers	2 vs. DePaul (1/23/10)*
Fouls	6 vs. West Virginia (1/7/04)*

*Indicates game played at the Purcell Pavilion, Notre Dame, Ind.

#Indicates school record

Opponent Highs and Lows in a BIG EAST Game

Opponent – BIG EAST Team Game High (1st Half)

Points	54, Connecticut (1/12/99)
Field Goals Made	22, Syracuse (3/4/03)*
Field Goals Attempted	44, Georgetown (3/4/01)*
Field Goal Percentage	65.2% (15-23), Providence (2/21/96)*
3 PT Field Goals Made	9 on three occasions
3 PT Field Goals Attempted	19, West Virginia (2/2/00)*
3 PT Field Goals Percentage	100.0% (5-5), Connecticut (2/8/97)*
Free Throws Made	21, Connecticut (1/12/99)
Free Throws Attempted	23, Connecticut (1/12/99)
Free Throw Percentage	100.0% on 14 occasions
Total Rebounds	33, Connecticut (2/21/04)
Offensive Rebounds	14, Georgetown (3/8/03)
Defensive Rebounds	21, on three occasions
Assists	15, Seton Hall (2/11/10)
Steals	9, Marquette (1/12/08)
Blocked Shots	10, Connecticut (2/21/04)
Turnovers	14, Pittsburgh (1/6/03)
Fouls	15, Villanova (1/27/10)

Opponent – BIG EAST Team Game High (2nd Half)

Points	68, Georgetown (4OT) (2/9/02)
Field Goals Made	23, Georgetown (4OT) (2/9/02)
Field Goals Attempted	60, Georgetown (4OT) (2/9/02)
Field Goal Percentage	66.7% (20-30), Pittsburgh (3/5/05)*
3 PT Field Goals Made	9, on three occasions
3 PT Field Goals Attempted	20, Miami (2/23/02)
3 PT Field Goals Percentage	83.3% (5-6), Boston College (3/1/97)
Free Throws Made	24, Pittsburgh (1/4/06)
Free Throws Attempted	39, Pittsburgh (1/4/06)
Free Throw Percentage	100.0% on five occasions
Total Rebounds	31, Syracuse (2/24/08)*
Offensive Rebounds	16, Syracuse (2/24/08)*
Defensive Rebounds	26, Connecticut (2/21/04)
Assists	19, Pittsburgh (1/4/06)
Steals	8, Marquette (1/12/08)
Blocked Shots	11, Georgetown (4 OT) (2/9/02)
Turnovers	10, Rutgers (1/31/04)
Fouls	20, Seton Hall (2/18/06)
	20, Rutgers (2/6/11)*

Opponent – BIG EAST Team Game High (Total)

Points	111, Georgetown (2/9/02)
Field Goals Made	41, Syracuse (3/4/03)*
Field Goals Attempted	87, Georgetown (1/7/97)
Field Goal Percentage	56.5% (34-60), Syracuse (1/17/04)*
3 PT Field Goals Made	14, Syracuse (1/16/00)
3 PT Field Goals Attempted	37, West Virginia (1/9/10)*
3 PT Field Goals Percentage	71.4% (5-7), Seton Hall (2/5/03)
Free Throws Made	35, Louisville (2OT) (2/10/10)
Free Throws Attempted	46, Pittsburgh (1/4/06)
Free Throw Percentage	100% (11-11), Connecticut (3/5/11)*
Total Rebounds	59, Connecticut (2/21/04)
Offensive Rebounds	32, Georgetown (1/7/97)
Defensive Rebounds	42, Connecticut (1/24/09)*
Assists	30, Pittsburgh (1/4/06)
Steals	24, Georgetown (2/10/99)*
Blocked Shots	19, Connecticut (OT) (2/21/06)
Turnovers	23, Villanova (1/6/02)*
Fouls	33, West Virginia (2/11/97)*

Opponent – BIG EAST Team Game Lows (1st Half)

Points	16, Georgetown (3/4/04)*
	16, West Virginia (2/8/12)
Field Goals Made	6 on three occasions
Field Goals Attempted	18, Georgetown (2/27/10)
Field Goal Percentage	20.0% (6-30), USF (2/12/11)
3 PT Field Goals Made	0 on 12 occasions
3 PT Field Goals Attempted	2, Georgetown (2/1/03)*
3 PT Field Goals Percentage	0.0% on 12 occasions
Free Throws Made	0 on 10 occasions
Free Throws Attempted	0, on five occasions
Free Throw Percentage	0.0% on 10 occasions
Total Rebounds	7, Georgetown (2/27/10)
Offensive Rebounds	0, Virginia Tech (1/20/04)
Defensive Rebounds	5, Pittsburgh (2/24/10)*
Assists	2 on three occasions
Steals	0 on seven occasions
Blocked Shots	0 on 18 occasions
Turnovers	1 on six occasions*
Fouls	1, DePaul (12/31/08)
	1, West Virginia (3/12/10)

Opponent – BIG EAST Team Game Lows (2nd Half)

Points	16, Pittsburgh (3/11/10)*
Field Goals Made	5, West Virginia (1/9/02)
Field Goals Attempted	17, Boston College (1/9/96)
Field Goal Percentage	22.7%, West Virginia (1/9/02)
3 PT Field Goals Made	0, on three occasions
3 PT Field Goals Attempted	2, Connecticut (2/28/09)
3 PT Field Goals Percentage	0.0%, on three occasions
Free Throws Made	0, on five occasions
Free Throws Attempted	0, Pittsburgh (1/29/97)
Free Throw Percentage	0, St. John's (1/23/07)
Total Rebounds	6, Marquette (3/6/10)
Offensive Rebounds	0, Marquette (3/6/10)
Defensive Rebounds	3, Virginia Tech (2/22/03)*
	3, Marquette (1/22/11)*
Assists	1, Pittsburgh (3/11/10)
	1, Seton Hall (1/25/12)
Steals	0, on seven occasions
Blocked Shots	0, on 16 occasions
Turnovers	0, West Virginia (3/10/04)
	0, Pittsburgh (1/31/09)
Fouls	2, Connecticut (2/21/05)

Opponent – BIG EAST Team Game Lows (Total)

Points	42, Seton Hall (1/25/12)
Field Goals Made	15, Seton Hall (1/25/12)
Field Goals Attempted	40, Syracuse (2/5/05)
Field Goal Percentage	26.3% (15-57), Seton Hall (1/25/12)
3 PT Field Goals Made	1 on four occasions
3 PT Field Goals Attempted	7, Seton Hall (2/5/03)
3 PT Field Goals Percentage	7.1% (1-14), Pittsburgh (12/27/11)*
Free Throws Made	1, on three occasions
Free Throws Attempted	3, on three occasions
Free Throw Percentage	20.0% (1-5), Rutgers (2/25/09)*
Total Rebounds	20, Georgetown (2/27/10)
Offensive Rebounds	4, West Virginia (2/18/03)
Defensive Rebounds	12, Georgetown (2/27/10)
	12, Marquette (1/22/11)
Assists	4, USF (1/10/12)*
	4, Seton Hall (1/25/12)
Steals	1, Connecticut (3/11/04)
	1, West Virginia (2/8/12)
Blocked Shots	0 on five occasions
Turnovers	3, on three occasions
Fouls	7, Connecticut (1/24/09)*
	7, Connecticut (2/28/09)

* Indicates game played at the Purcell Pavilion, Notre Dame, Ind.

The Last Time ...

Notre Dame recorded a ...

30-Point win..... was on 12/19/11 - ND 106, Sacred Heart 65 (41 points)*
 40-Point win..... was on 12/19/11 - ND 106, Sacred Heart 65 (41 points)*
 50-Point win..... was on 12/28/06 - ND 101, Rider 51 (50 points)
 30-Point loss..... was on 1/7/99 - ND 62, Villanova 93 (31 points)*

Notre Dame shot ...

60% on FGs was on 12/19/11 - 61.4% (35-57) vs. Sacred Heart (ND 106 - Sacred Heart 65)*
 65% on FGs was on 1/30/02 - 66.7% (34-51) vs. Pittsburgh (ND 89 - Pittsburgh 76)*
 90% on FTs was on 12/10/11 - 93.3% (14-15) vs. Dartmouth (ND 65 - Dartmouth 47)*

Notre Dame ...

Won 10 games in a row..... was from 11/24/07 thru 1/5/08 (10 straight)
 Won 15 games in a row..... was from 12/31/53 thru 3/9/54 (18 straight)
 Won 20 games in a row..... never
 Lost 5 games in a row..... was from 1/12/09 thru 2/7/09 (7 straight)
 Scored 100 points..... was on 12/19/11 (ND 106 - Sacred Heart 65)*
 - Scored 100 points on the road was on 2/21/09 (ND 103 - Providence 84)
 - Scored 100 points at a neutral site..... was on 3/12/78 (ND 100 - Houston 77) (NCAA First Round, Tulsa, OK)
 - Scored 100 points and lost..... was on 3/20/71 (ND 106 - Houston 119) (NCAA Regional Semi-finals at Wichita, KS)
 Allowed 100 points was on 11/26/08 vs. North Carolina (ND 87 - North Carolina 102)
 Scored less than 50 points was on 3/22/08 vs. Washington State (ND 41 - Washington State 61)
 Allowed less than 50 points..... was on 1/29/12 vs. Connecticut (ND 50 - Connecticut 48)
 Played an Overtime Game..... was on 1/7/12 (2OT) vs. Louisville (ND 67 - Louisville 65)
 - Played in a Multi-Overtime Game..... was on 1/7/12 (2OT) vs. Louisville (ND 67 - Louisville 65)
 Won on a "last second" shot was on 3/19/09 vs. New Mexico (ND 70 - New Mexico 68 - Tory Jackson layup at 00:02)*
 Had 5 double figure scorers. was on 12/19/11 vs. Sacred Heart (ND 106 - Sacred Heart 65) Jack Cooley 19, Jerian Grant 15, Eric Atkins 13, Alex Dragicovich 12, Joey Brooks 12*
 Had 6 double figure scorers.... was on 2/12/11 vs. USF (ND 78 - USF 55) Jack Cooley 18, Carleton Scott 13, Ben Hansbrough 12, Tim Abromaitis 12, Ty Nash 10, Scott Martin 10
 Had 7 double figure scorers never
 Had two double-figure rebounders was on 1/7/12 vs. Louisville (2OT) (ND 67 - Louisville 65) Scott Martin 12, Jack Cooley 10
 Had two players with double-doubles was on 1/7/12 vs. Louisville (2OT) (ND 67 - Louisville 65) Jack Cooley (18 pts, 10 rebs), Scott Martin (11 pts, 12 rebs.)
 Had three players with double-doubles ..was on 11/17/10 vs. Chicago State (ND 102 - Chicago State 62) Tim Abromaitis (21 pts, 10 rebs), Carleton Scott (17 pts, 11 rebs), Tyrone Nash (11 pts, 10 rebs)*
 Had two 30-point scorers was on 2/28/11 vs. Villanova (ND 93 - Villanova 72) Ben Hansbrough - 30, Tim Abromaitis - 30*
 Had two 20-point scorers was on 2/11/12 vs. DePaul (ND 84 - DePaul 76) Jerian Grant - 22, Jack Cooley - 22*
 Had three 20-point scorers was on 3/8/07 vs. Syracuse (ND 89 - Syracuse 83) Russell Carter 24, Luke Harangody 20, Colin Falls 23
 Made 10 three-point field goals was on 2/4/12 vs. Marquette - 11-23 (47.8%) (ND 76 - Marquette 59)*
 Made 20 three-point field goals..... was on 2/28/11 vs. Villanova - 20-32 (62.5%) (ND 93 - Villanova 72)*
 Committed 10 turnovers or less was on 2/15/12 - 9 turnovers vs. Rutgers (ND 71 - Rutgers 53)*
 Committed 5 turnovers or less was on 2/8/12 - 5 turnovers vs. West Virginia (ND 55 - West Virginia 51)
 Committed 25 turnovers was on 2/8/00 - 26 turnovers vs. Villanova (ND 69 - Villanova 86)
 Forced 25 turnovers..... was on 11/16/01 - 30 turnovers vs. New Hampshire (ND 95 - New Hampshire 53)

An Irish player had ...

25+ points was on 12/8/11 - Eric Atkins (26) vs. Maine (ND 87 - Maine 78)*
 30+ points was on 2/28/11 - Ben Hansbrough (30), Tim Abromaitis (30) vs. Villanova (ND 93 - Villanova 72)*
 35+ points was on 2/4/10 - Luke Harangody (37) vs. Cincinnati (ND 83 - Cincinnati 65)*
 40+ points was on 2/28/08 - Luke Harangody (40) vs. Louisville (ND 85 - Louisville 90)
 50+ points never
 15 or more rebounds..... was on 2/15/12 - Jack Cooley (18) vs. Rutgers (ND 71 - Rutgers 53)*
 20 rebounds was on 3/22/08 - Luke Harangody (22) vs. Washington State (ND 41 - Washington State 61)
 a "double-double" was on 2/15/12 - Jack Cooley (22 pts., 18 rebs.) vs. Rutgers (ND 71 - Rutgers 53)*
 a "triple-double"..... was on 11/16/01 - Chris Thomas (24 pts, 11 ast, 11 steals) vs. New Hampshire (ND 99 - New Hampshire 53)*
 20 points and 10 rebounds..... was on 2/15/12 - Jack Cooley (22 pts., 18 rebs.) vs. Rutgers (ND 71 - Rutgers 53)*
 20 points and 20 rebounds..... was on 1/8/01 - Troy Murphy (25 pts, 20 rebs) vs. Seton Hall (ND 76 - Seton Hall 78)
 10 assists was on 2/28/11 - Ben Hansbrough (10) vs. Villanova (ND 93 - Villanova 72)*
 10 blocks was on 11/17/02 - Jordan Cornette (11) vs. Belmont (ND 76 - Belmont 48)*#
 10 steals was on 11/16/01 - Chris Thomas (11) vs. New Hampshire (ND 99, New Hampshire 53)*#

An opposing player had ...

25+ points was on 12/8/11 - Gerald McLemore (27), Maine (ND 87 - Maine 78)*
 30+ points was on 12/4/11 - Terrell Stoglin (31), Maryland (ND 71 - Maryland 78)
 35+ points was on 2/23/11 - Marshon Brooks (52), Providence (ND 94 - Providence 93)
 40+ points was on 2/23/11 - Marshon Brooks (52), Providence (ND 94 - Providence 93)
 50+ points was on 2/23/11 - Marshon Brooks (52), Providence (ND 94 - Providence 93)
 15 rebounds was on 11/30/11 - Elias Harris (15), Gonzaga (ND 53 - Gonzaga 73)
 20 rebounds was on 1/31/09 - DeJuan Blair (22), Pittsburgh (ND 80 - Pittsburgh 93)
 a "double-double" was on 2/15/12 - Dane Miller (11 pts., 12 rebs.), Rutgers (ND 71 - Rutgers 53)*
 a "triple-double"..... was on 2/21/06 - Marcus Williams (18 pts, 10 rebs, 13 asts) Connecticut (ND 74 - Connecticut 75 - OT)
 20 points and 10 rebounds..... was on 1/2/10 - Stanley Robinson (22 pts., 16 rebs.), Connecticut (ND 70 - Connecticut 82)
 20 points and 20 rebounds..... was on 1/31/09 - DeJuan Blair (23 pts., 22 rebs.), Pittsburgh (ND 80 - Pittsburgh 93)
 10 assists was on 2/11/10 - Eugene Harvey (10), Seton Hall (ND 87 - Seton Hall 90)
 10 blocks was on 1/5/08 - Hasheem Thabeet (10), Connecticut (ND 73 - Connecticut 67)*
 10 steals was on 1/29/89 - Mark Macon (11), Temple (ND 64 - Temple 60)*

*indicates Notre Dame home game; #school record; @Purcell Pavilion record

The Last Time in a BIG EAST Game ...

Notre Dame Recorded a ...

30-Point win..... was on 3/10/11 - ND 89, Cincinnati 51 (38 points)
 40-Point win.....never
 50-Point win.....never
 30-Point loss..... was on 1/7/99 - ND 62, Villanova 93 (31 points)

Notre Dame Shot ...

60% on FGs was on 1/6/01 - 60.8% (31-51) vs. Rutgers (ND 87 - Rutgers 80)*
 65% on FGs was on 1/30/02 - 66.7% (34-51) vs. Pittsburgh (ND 89 - Pittsburgh 76)*
 90% on FTs was on 1/30/10 - 90.0% (9-10) vs. Rutgers (ND 73 - Rutgers 74)

Notre Dame ...

Won 5 BIG EAST games in a row..... was from 1/21/12 thru present (7 straight)
 Won 10 BIG EAST games in a row.....never
 Lost 5 BIG EAST games in a row..... was from 1/12/09 thru 2/4/09 - (6 straight)
 Scored 100 points..... was on 2/21/09 (ND 103 - Providence 84)
 - Scored 100 points on the road was on 2/21/09 (ND 103 - Providence 84)
 - Scored 100 points on the neutral site.....never
 - Scored 100 points and lost.....never
 Allowed 100 points was on 1/17/07 vs. Villanova (ND 87 - Villanova 102)
 Scored less than 50 points was on 1/6/07 vs. Georgetown (ND 48 - Georgetown 66)
 Allowed less than 50 points..... was on 1/29/12 vs. Connecticut (ND 50 - Connecticut 48)
 Played an Overtime Game..... was on 1/7/12 (2OT) vs. Louisville (ND 67 - Louisville 65)
 - Played in a Multi-Overtime Game..... was on 1/7/12 (2OT) vs. Louisville (ND 67 - Louisville 65)
 Won on a "last second" shot was on 2/9/03 vs. Pittsburgh (ND 66 - Pittsburgh 64 - Torin Francis layup at 00:00.6)*
 Had 5 double figure scorers.... was on 3/11/11 vs. Louisville (OT) (ND 77 - Louisville 83) Scott Martin 21, Tim Abromaitis 16, Ben Hansbrough 13, Ty Nash 13, Carleton Scott 10
 Had 6 double figure scorers.... was on 2/12/11 vs. USF (ND 78 - USF 55) Jack Cooley 18, Carleton Scott 13, Ben Hansbrough 12, Tim Abromaitis 12, Ty Nash 10, Scott Martin 10
 Had 7 double figure scorers.....never
 Had two double-figure rebounders was on 1/7/12 vs. Louisville (2OT) (ND 67 - Louisville 65) Scott Martin 12, Jack Cooley 10
 Had two players with double-doubles was on 1/7/12 vs. Louisville (2OT) (ND 67 - Louisville 65) Jack Cooley (18 pts, 10 rebs), Scott Martin (11 pts, 12 rebs.)
 Had three players with double-doubles ... was on 1/23/10 vs. DePaul (ND 87 - DePaul 77) Luke Harangody (24 pts, 11 rebs), Ben Hansbrough (15 pts, 10 rebs), Tyrone Nash (13 pts, 10 rebs)*
 Had four players with double-doubles was on 2/9/02 vs. Georgetown (Notre Dame 116, Georgetown 111 - 4OT) - Matt Carroll (30 pts, 10 rebs.)
 Ryan Humphrey (23 pts, 14 rebs), Chris Thomas (22 pts, 12 asts.), Harold Swanagan (11 pts, 10 reb.)
 Had two 20-point scorers was on 2/28/11 vs. Villanova (ND 93 - Villanova 72) Ben Hansbrough - 30, Tim Abromaitis - 30*
 Had two 30-point scorers was on 2/11/12 vs. DePaul (ND 84 - DePaul 76) Jerian Grant - 22, Jack Cooley - 22*
 Had three 20-point scorers was on 3/8/07 vs. Syracuse (ND 89 - Syracuse 83) - Russell Carter 24, Luke Harangody 20, Colin Falls 23
 Made 10 three-point field goals was on 2/4/12 vs. Marquette - 11-23 (47.8%) (ND 76 - Marquette 59)*
 Made 20 three-point field goals was on 2/28/11 vs. Villanova - 20-32 (62.5%) (ND 93 - Villanova 72)*
 Committed 10 turnovers or less was on 2/15/12 - 9 turnovers vs. Rutgers (ND 71 - Rutgers 53)*
 Committed 5 turnovers or less was on 2/8/12 - 5 turnovers vs. West Virginia (ND 55 - West Virginia 51)
 Committed 25 turnovers was on 2/8/00 - 26 turnovers vs. Villanova (ND 69 - Villanova 86)
 Forced 25 turnovers.....never

An Irish player had ...

25+ points..... was on 2/28/11 - Ben Hansbrough (30), Tim Abromaitis (30) vs. Villanova (ND 93 - Villanova 72)*
 30+ points..... was on 2/28/11 - Ben Hansbrough (30), Tim Abromaitis (30) vs. Villanova (ND 93 - Villanova 72)*
 35+ points..... was on 2/4/10 - Luke Harangody (37) vs. Cincinnati (ND 83 - Cincinnati 65)*
 40+ points..... was on 2/28/08 - Luke Harangody (40) vs. Louisville (ND 85 - Louisville 90)
 50+ points.....never
 15 or more rebounds..... was on 2/15/12 - Jack Cooley (18) vs. Rutgers (ND 71 - Rutgers 53)*
 20 rebounds was on 1/8/01 - Troy Murphy (20) vs. Seton Hall (ND 76 - Seton Hall 78)
 a "double-double" was on 2/15/12 - Jack Cooley (22 pts., 18 rebs.) vs. Rutgers (ND 71 - Rutgers 53)*
 a "triple-double".....never
 20 points and 10 rebounds..... was on 2/15/12 - Jack Cooley (22 pts., 18 rebs.) vs. Rutgers (ND 71 - Rutgers 53)*
 20 points and 20 rebounds..... was on 1/8/01 - Troy Murphy (25 pts., 20 rebs.) vs. Seton Hall (ND 76 - Seton Hall 78)
 10 assists was on 2/28/11 - Ben Hansbrough (10) vs. Villanova (ND 93 - Villanova 72)*
 10 blocks.....never
 10 stealsnever

An opposing player had ...

25+ points..... was on 3/5/11 - Kemba Walker (34), Connecticut (ND 70 - Providence 67)
 30+ points..... was on 3/5/11 - Kemba Walker (34), Connecticut (ND 70 - Providence 67)
 35+ points..... was on 2/23/11 - Marshon Brooks (52), Providence (ND 94 - Providence 93)
 40+ points..... was on 2/23/11 - Marshon Brooks (52), Providence (ND 94 - Providence 93)
 50+ points..... was on 2/23/11 - Marshon Brooks (52), Providence (ND 94 - Providence 93)
 15 rebounds was on 1/2/10 - Stanley Robinson (16), Connecticut (ND 70 - Connecticut 82)
 20 rebounds was on 1/31/09 - DeJuan Blair (22), Pittsburgh (ND 80 - Pittsburgh 93)
 a "double-double" was on 2/15/12 - Dane Miller (11 pts., 12 rebs.), Rutgers (ND 71 - Rutgers 53)*
 a "triple-double" was on 2/21/06 - Marcus Williams (18 pts, 10 rebs, 13 asts), Connecticut (ND 74 - Connecticut 75 - OT)
 20 points and 10 rebounds was on 1/2/10 - Stanley Robinson (22 pts., 16 rebs.), Connecticut (ND 70 - Connecticut 82)
 20 points and 20 rebounds was on 1/31/09 - DeJuan Blair (23 pts., 22 rebs.), Pittsburgh (ND 80 - Pittsburgh 93)
 10 assists was on 2/11/10 - Eugene Harvey (10), Seton Hall (ND 87 - Seton Hall 90)
 10 blocks..... was on 1/5/08 - Hasheem Thabeet (10), Connecticut (ND 73 - Connecticut 67)*
 10 stealsnever

Note: Notre Dame began playing as a member of the BIG EAST Conference in 1995-96.

* indicates Notre Dame home game; @ indicates Purcell Pavilion record; # indicates school record



0 Eric Atkins | Sophomore • Guard 6-1 • 182 Columbia, Md. • Mount Saint Joseph

Career Games With:

Double Figure Points	24
20-Plus Points.....	3
30-Plus Points.....	N/A
10-Plus Rebounds.....	N/A
10-Plus Assists	N/A
Double-Double	N/A

2011-12 Honors, Awards & Accomplishments

- Named co-captain prior to start of BIG EAST play
- Reached double-figure points in 17 games this season, three times eclipsing 20 points
- Set career highs in points (27) and FT's (12) in opener against Mississippi Valley State (11/12/11)
- Missed Sam Houston State (11/16/11) and Delaware State (11/18/11) games with illness, the first missed games of Irish career
- Dished out career high nine assists against Bryant (11/27/11)
- Career highs in FG's (9) and 3FG's (5) against Maine (12/8/11)
- Grabbed career high 8 rebounds over a career best 50 minutes of play in 2OT win over Louisville (1/7/12)
- Named to BIG EAST Weekly Honor Roll (Feb. 6)

Season and Career Bests

Points Season 27 (vs. MVSU 11/12/11) Career 27 (vs. MVSU 11/12/11)	FG's Season 9 (vs. Maine 12/8/11) Career 9 (vs. Maine 12/8/11)
Rebounds Season 8 (vs. Louisville 1/7/12) Career 8 (vs. Louisville 1/7/12)	3PT FG's Season 5 (vs. Maine 12/8/11) Career 5 (vs. Maine 12/8/11)
Assists Season 9 (on two occasions) Career 9 (on two occasions)	FT's Season 12 (vs. MVSU 11/12/11) Career 12 (vs. MVSU 11/12/11)
Steals Season 3 (on three occasions) Career 3 (on five occasions)	Minutes Season 50 (vs. Louisville 1/7/12) Career 50 (vs. Louisville 1/7/12)
Blocks Season 1 (vs. DePaul 2/11/12) Career 1 (on two occasions)	

Game-By-Game Stats

	Start	FG-A	3P-A	FT-A	Reb	PF	TP	A	TO	BK	S	Min
Mississippi Valley State	*	6-7	3-3	12-12	4	3	27	6	4	0	1	37
Detroit	*	4-9	0-2	5-8	2	1	13	4	3	0	0	39
Sam Houston State												
Delaware State												
Missouri	*	2-8	1-1	2-2	1	3	7	1	3	0	0	32
Georgia	*	4-8	1-1	3-4	2	3	12	1	4	0	2	38
Bryant	*	5-10	3-4	5-7	4	0	18	9	2	0	2	36
Gonzaga	*	2-9	0-3	2-2	3	2	6	1	6	0	3	31
Maryland	*	5-16	3-7	3-4	2	3	16	2	1	0	0	40
Maine	*	9-15	5-7	3-4	2	0	26	6	1	0	0	40
Dartmouth	*	0-8	0-3	0-0	4	1	0	3	1	0	1	33
Indiana	*	5-12	0-0	5-6	2	1	15	2	2	0	3	40-
Sacred Heart	*	4-7	1-3	4-6	4	1	13	9	0	0	2	29
Pittsburgh	*	5-8	0-1	5-7	5	2	15	4	0	0	2	40
Cincinnati	*	3-10	2-5	0-0	3	1	8	2	2	0	2	40-
Louisville	*	4-16	1-7	6-8	8	3	15	1	3	0	0	50
South Florida	*	0-2	0-0	0-1	1	2	0	3	3	0	2	39
Connecticut	*	8-15	4-7	0-1	3	2	20	2	2	0	0	40-
Rutgers	*	4-14	3-7	4-6	2	0	15	5	2	0	1	40
Syracuse	*	2-6	1-4	0-0	6	5	5	5	2	0	0	25
Seton Hall	*	3-8	1-5	7-9	5	0	14	2	2	0	2	39
Connecticut	*	5-12	2-6	1-2	1	1	13	3	0	0	0	38
Marquette	*	5-9	3-4	5-5	4	3	18	5	3	0	1	39
West Virginia	*	3-9	1-7	0-0	4	2	7	1	2	0	1	39
DePaul	*	5-9	1-4	3-4	4	1	14	6	4	1	3	40
Rutgers	*	2-9	1-2	5-7	2	0	10	8	0	0	1	39
Villanova												
West Virginia												
St. John's												
Georgetown												
Providence												

Career Stats vs. The BIG EAST


Opponent	GP-GS	Min.	FG-A	3PT-A	FT-A	Reb.	A	PF	B	S	Pts.
Cincinnati	3-2	94	6-18	3-7	6-6	8/2.7	8	5	0	2	23/7.7
Connecticut	4-3	138	17-39	8-19	4-10	5/1.3	13	6	0	4	46/11.5
DePaul	2-1	61	7-12	2-6	4-5	6/3.0	9	1	1	3	20/10.0
Georgetown	1-0	19	0-2	0-1	0-0	1/1.0	2	4	0	0	0/0.0
Louisville	3-1	89	5-20	1-8	6-8	9/3.0	8	7	0	2	17/5.7
Marquette	3-2	96	14-24	6-12	11-12	5/1.7	9	7	0	4	45/15.0
Pittsburgh	2-1	62	6-9	0-1	5-7	5/2.5	5	2	0	3	17/8.5
Providence	1-0	17	0-0	0-0	3-4	1/1.0	0	2	0	0	3/3.0
Rutgers	3-2	102	8-27	4-9	10-15	6/2.0	19	3	0	4	30/10.0
St. John's	2-2	77	3-8	2-5	8-10	1/0.5	11	6	0	3	16/8.0
Seton Hall	2-1	55	3-9	1-5	7-9	5/2.5	3	2	0	2	14/7.0
USF	2-1	56	0-6	0-1	0-1	1/0.5	10	2	0	3	0/0.0
Syracuse	2-1	41	3-11	2-7	0-0	7/3.5	7	7	0	2	8/4.0
Villanova	1-0	19	1-1	1-1	2-3	0/0.0	1	2	0	0	5/5.0
West Virginia	2-1	60	3-11	1-7	0-0	5/2.5	4	5	0	1	7/3.5

Career Statistics

Season	GP-GS	Min	Avg	FG-A	Pct	3FG-A	Pct	FT-A	Pct	O-D-TOT	Avg	PF-FO	Ast	TO	Blk	Stl	Pts	Avg
2010-11	34-6	863	25.4	61-150	.407	23-66	.348	53-76	.697	16-46-62	1.8	60-0	110	43	1	21	198	5.8
2011-12	24-24	903	37.6	95-236	.403	37-93	.398	80-105	.762	16-62-78	3.3	40-1	91	52	1	29	307	12.8
TOTAL	58-30	1766	30.4	156-386	.404	60-159	.377	133-181	.735	32-108-140	2.4	100-1	201	95	2	50	505	8.7

Career BIG EAST Statistics

Season	GP-GS	Min	Avg	FG-A	Pct	3FG-A	Pct	FT-A	Pct	O-D-TOT	Avg	PF-FO	Ast	TO	Blk	Stl	Pts	Avg
2010-11	18-5	447	24.8	27-64	.422	11-29	.379	28-38	.737	4-11-15	0.8	34-0	60	22	0	18	93	5.2
2011-12	13-13	508	39.1	49-127	.386	20-59	.339	36-50	.720	9-39-48	3.7	22-1	47	25	1	15	154	11.8
TOTAL	31-18	955	30.8	76-191	.398	31-88	.352	64-88	.727	13-50-63	2.0	56-1	107	47	1	33	247	8.0



4 Patrick Crowley

Sophomore • Guard
6-3 • 190
Los Gatos, Calif. • St. Francis

Career Games With:

Double Figure Points	N/A
20-Plus Points.....	N/A
30-Plus Points.....	N/A
10-Plus Rebounds.....	N/A
10-Plus Assists	N/A
Double-Double	N/A

2011-12 Honors, Awards & Accomplishments

- Pulled down first career rebound vs. Sam Houston State (11/16/11)
- Recorded first career steal against Dartmouth (12/10/11)
- Scored career high five points to go along with first career FG's (2), 3FG (1) and assist (1) in a career best four minutes against Sacred Heart (12/19/11)

Season and Career Bests

Points	5 (vs. Sacred Heart 12/19/11) Career 5 (vs. Sacred Heart 12/19/11)	FG's	2 (vs. Sacred Heart 12/19/11) Career 2 (vs. Sacred Heart 12/19/11)
Rebounds	1 (on two occasions) Career 1 (on two occasions)	3PT FG's	1 (vs. Sacred Heart 12/19/11) Career 1 (vs. Sacred Heart 12/19/11)
Assists	1 (vs. Sacred Heart 12/19/11) Career 1 (vs. Sacred Heart 12/19/11)	FT's	-- Career --
Steals	1 (vs. Dartmouth 12/10/11) Career 1 (vs. Dartmouth 12/10/11)	Minutes	4 (vs. Sacred Heart 12/19/11) Career 4 (vs. Sacred Heart 12/19/11)
Blocks	-- Career --		

Game-By-Game Stats

	Start	FG-A	3P-A	FT-A	Reb	PF	TP	A	TO	BK	S	Min
Mississippi Valley State		0-0	0-0	0-0	0	0	0	0	0	0	0	1
Detroit					DNP							
Sam Houston State		0-1	0-0	0-0	1	0	0	0	0	0	0	2
Delaware State		0-0	0-0	0-0	0	0	0	0	1	0	0	1
Missouri					DNP							
Georgia					DNP							
Bryant		0-2	0-2	0-0	0	0	0	0	0	0	0	2
Gonzaga					DNP							
Maryland					DNP							
Maine					DNP							
Dartmouth		0-2	0-0	0-0	0	0	0	0	0	0	1	2
Indiana					DNP							
Sacred Heart		2-3	1-1	0-0	1	0	5	1	0	0	0	4
Pittsburgh					DNP							
Cincinnati		0-0	0-0	0-0	0	0	0	0	0	0	0	0+
Louisville					DNP							
South Florida		0-0	0-0	0-0	0	0	0	0	0	0	0	0+
Connecticut		0-0	0-0	0-0	0	0	0	0	0	0	0	0+
Rutgers					DNP							
Syracuse					DNP							
Seton Hall					DNP							
Connecticut					DNP							
Marquette					DNP							
West Virginia					DNP							
DePaul					DNP							
Rutgers		0-1	0-0	0-0	0	0	0	0	0	0	0	1
Villanova												
West Virginia												
St. John's												
Georgetown												
Providence												

Career Stats vs. The BIG EAST

Opponent	GP-GS	Min.	FG-A	3PT-A	FT-A	Reb.	A	PF	B	S	Pts.
Cincinnati	1-0	0+	0-0	0-0	0-0	0/0.0	0	0	0	0	0/0.0
Connecticut	1-0	0+	0-0	0-0	0-0	0/0.0	0	0	0	0	0/0.0
DePaul	0-0	0	0-0	0-0	0-0	0/0.0	0	0	0	0	0/0.0
Georgetown	0-0	0	0-0	0-0	0-0	0/0.0	0	0	0	0	0/0.0
Louisville	0-0	0	0-0	0-0	0-0	0/0.0	0	0	0	0	0/0.0
Marquette	0-0	0	0-0	0-0	0-0	0/0.0	0	0	0	0	0/0.0
Pittsburgh	0-0	0	0-0	0-0	0-0	0/0.0	0	0	0	0	0/0.0
Providence	0-0	0	0-0	0-0	0-0	0/0.0	0	0	0	0	0/0.0
Rutgers	1-0	1	0-1	0-0	0-0	0/0.0	0	0	0	0	0/0.0
St. John's	0-0	0	0-0	0-0	0-0	0/0.0	0	0	0	0	0/0.0
Seton Hall	0-0	0	0-0	0-0	0-0	0/0.0	0	0	0	0	0/0.0
USF	1-0	0+	0-0	0-0	0-0	0/0.0	0	0	0	0	0/0.0
Syracuse	0-0	0	0-0	0-0	0-0	0/0.0	0	0	0	0	0/0.0
Villanova	0-0	0	0-0	0-0	0-0	0/0.0	0	0	0	0	0/0.0
West Virginia	0-0	0	0-0	0-0	0-0	0/0.0	0	0	0	0	0/0.0

Career Statistics

Season	GP-GS	Min	Avg	FG-A	Pct	3FG-A	Pct	FT-A	Pct	O-D-TOT	Avg	PF-FO	Ast	TO	Blk	Stl	Pts	Avg
2011-12	10-0	13	1.3	2-9	.222	1-3	.333	0-0	.000	1-1-2	0.2	0-0	1	1	0	1	5	0.5
TOTAL	10-0	13	1.3	2-9	.222	1-3	.333	0-0	.000	1-1-2	0.2	0-0	1	1	0	1	5	0.5

Career BIG EAST Statistics

Season	GP-GS	Min	Avg	FG-A	Pct	3FG-A	Pct	FT-A	Pct	O-D-TOT	Avg	PF-FO	Ast	TO	Blk	Stl	Pts	Avg
2011-12	4-0	1	0.3	0-1	.000	0-0	.000	0-0	.000	0-0-0	0.0	0-0	0	0	0	0	0	0.0
TOTAL	4-0	1	0.3	0-1	.000	0-0	.000	0-0	.000	0-0-0	0.0	0-0	0	0	0	0	0	0.0



12 Alex Dragicevich

Sophomore • Guard

6-7 • 221

Northbrook, Ill. • Glenbrook North

Career Games With:

Double Figure Points	6
20-Plus Points.....	1
30-Plus Points.....	N/A
10-Plus Rebounds.....	N/A
10-Plus Assists	N/A
Double-Double	N/A

Season and Career Bests

Points		FG's	
Season	22 (vs. Pittsburgh 12/27/11)	Season	8 (vs. Pittsburgh 12/27/11)
Career	22 (vs. Pittsburgh 12/27/11)	Career	8 (vs. Pittsburgh 12/27/11)
Rebounds		3PT FG's	
Season	5 (vs. Sacred Heart 12/19/11)	Season	4 (vs. Pittsburgh 12/27/11)
Career	5 (vs. Sacred Heart 12/19/11)	Career	4 (vs. Pittsburgh 12/27/11)
Assists		FT's	
Season	7 (vs. Delaware St. 11/18/11)	Season	4 (vs. Maine 12/8/11)
Career	7 (vs. Delaware St. 11/18/11)	Career	4 (on two occasions)
Steals		Minutes	
Season	1 (on four occasions)	Season	38 (vs. Delaware St. 11/18/11)
Career	1 (on five occasions)	Career	38 (vs. Delaware St. 11/18/11)
Blocks			
Season	2 (vs. Maryland 12/4/11)		
Career	2 (vs. Maryland 12/4/11)		

2011-12 Honors, Awards & Accomplishments

- Recorded first career block vs. Detroit (11/14/11)
- Posted first career start against Sam Houston State (11/16/11)
- Set career mark in minutes (38) against Delaware State (11/18/11)
- Career best two blocks versus Maryland (12/4/11)
- Matched career best 3FG's (3) against Indiana (12/17/11)
- Pulled down career best 5 rebounds versus Sacred Heart (12/19/11)
- Set career bests in points (22), FG's (8) and 3FG's (4) against Pittsburgh (12/27/11)
- Named to the BIG EAST Weekly Honor Roll (Jan. 2)

Game-By-Game Stats

	Start	FG-A	3P-A	FT-A	Reb	PF	TP	A	TO	BK	S	Min
Mississippi Valley State		2-7	0-3	3-4	4	0	7	2	0	0	0	21
Detroit		0-2	0-1	2-4	2	0	2	1	0	1	0	13
Sam Houston State	*	2-6	1-4	2-4	3	0	7	3	1	1	0	33
Delaware State	*	6-12	3-8	3-4	3	2	18	7	1	0	0	38
Missouri		0-2	0-2	0-0	0	3	0	0	1	0	0	10
Georgia		0-1	0-0	0-0	0	1	0	0	0	0	0	7
Bryant		5-11	3-8	0-0	4	1	13	0	1	0	0	25
Gonzaga		1-2	0-0	1-2	3	1	3	0	1	0	0	15
Maryland		3-5	2-4	0-0	0	2	8	1	1	2	0	14
Maine		4-10	2-8	4-4	2	0	14	3	0	1	0	31
Dartmouth	*	5-9	2-5	3-4	3	1	15	2	0	1	1	25
Indiana	*	3-6	3-5	0-0	2	2	9	0	3	0	0	33
Sacred Heart	*	4-8	2-5	2-2	5	1	12	1	3	1	0	28
Pittsburgh	*	8-13	4-7	2-4	2	3	22	0	1	0	0	33
Cincinnati	*	2-11	0-6	2-2	2	2	6	1	0	0	0	22
Louisville	*	0-4	0-3	0-0	1	2	0	1	2	0	0	21
South Florida	*	3-6	1-2	0-0	1	2	7	4	2	0	1	27
Connecticut	*	1-5	0-2	0-0	0	0	2	0	1	0	0	17
Rutgers		2-4	0-1	0-0	1	1	4	0	0	1	0	11
Syracuse		2-5	2-4	3-5	3	0	9	2	1	0	1	31
Seton Hall		3-6	2-4	1-1	1	1	9	0	1	0	1	27
Connecticut		0-4	0-2	0-0	1	0	0	1	0	0	0	11
Marquette		1-5	0-2	2-2	2	0	4	1	0	1	0	19
West Virginia		1-2	0-1	1-2	4	1	3	3	1	0	0	16
DePaul		2-4	2-2	2-2	2	0	8	1	0	0	0	17
Rutgers		3-7	2-5	0-0	1	3	8	1	1	0	0	25
Villanova												
West Virginia												
St. John's												
Georgetown												
Providence												

Career Stats vs. The BIG EAST

Opponent	GP-GS	Min.	FG-A	3PT-A	FT-A	Reb.	A	PF	B	S	Pts.
Cincinnati	2-1	26	2-11	0-6	2-2	3/1.5	2	2	0	0	6/3.0
Connecticut	2-1	28	1-9	0-4	0-0	1/0.5	1	0	0	0	2/1.0
DePaul	2-0	20	2-4	2-2	2-2	3/1.5	1	0	0	0	8/4.0
Georgetown	0-0	0	0-0	0-0	0-0	0/0.0	0	0	0	0	0/0.0
Louisville	1-1	21	0-4	0-3	0-0	1/1.0	1	2	0	0	0/0.0
Marquette	2-0	23	2-6	0-2	2-2	2/1.0	2	0	1	0	6/3.0
Pittsburgh	1-1	33	8-13	4-7	2-4	2/2.0	0	3	0	0	22/22.0
Providence	0-0	0	0-0	0-0	0-0	0/0.0	0	0	0	0	0/0.0
Rutgers	2-0	36	5-11	2-6	0-0	2/1.0	1	4	1	0	12/6.0
St. John's	1-0	3	0-2	0-2	1-2	0/0.0	0	0	0	0	1/1.0
Seton Hall	1-0	27	3-6	2-4	1-1	1/1.0	0	1	0	1	9/9.0
USF	2-1	32	4-8	2-4	0-0	1/0.5	4	2	0	1	10/5.0
Syracuse	1-0	31	2-5	2-4	3-5	3/3.0	2	0	0	1	9/9.0
Villanova	1-0	1	0-0	0-0	0-2	1/1.0	0	0	0	0	0/0.0
West Virginia	2-0	18	1-4	0-3	1-2	4/2.0	3	1	0	0	3/1.5

Career Statistics

Season	GP-GS	Min	Avg	FG-A	Pct	3FG-A	Pct	FT-A	Pct	O-D-TOT	Avg	PF-FO	Ast	TO	Blk	Stl	Pts	Avg
2010-11	14-0	62	4.4	5-17	.294	2-10	.200	8-13	.615	4-7-11	0.8	1-0	3	2	0	1	20	1.4
2011-12	26-10	570	21.9	63-157	.401	31-94	.330	33-46	.717	10-42-52	2.0	29-0	35	22	9	4	190	7.3
TOTAL	40-10	632	15.8	68-174	.391	33-104	.317	41-59	.695	14-49-63	1.6	30-0	38	24	9	5	210	5.3

Career BIG EAST Statistics

Season	GP-GS	Min	Avg	FG-A	Pct	3FG-A	Pct	FT-A	Pct	O-D-TOT	Avg	PF-FO	Ast	TO	Blk	Stl	Pts	Avg
2010-11	6-0	18	3.0	2-7	.286	1-6	.167	1-4	.250	0-2-2	0.3	0-0	1	2	0	0	6	1.0
2011-12	13-5	277	21.3	28-76	.368	13-41	.317	13-18	.722	5-16-21	1.6	15-0	15	10	2	3	82	6.3
TOTAL	19-5	295	15.5	30-83	.361	14-47	.298	14-22	.636	5-18-23	1.2	15-0	16	12	2	3	88	4.6



14 Scott Martin | Senior • Guard 6-8 • 222 Valparaiso, Ind. • Valparaiso

Career Games With:

Double Figure Points ...45 (32 with ND)
 20-Plus Points.....2 (2 with ND)
 30-Plus Points.....N/A
 10-Plus Rebounds.....3 (3 with ND)
 10-Plus AssistsN/A
 Double-Double3 (3 with ND)

Season and Career Bests

Points	Season 23 (vs. Delaware St. 11/18/11) Career 23 (vs. Delaware St. 11/18/11)	FG's	Season 8 (vs. Delaware State 11/18/11) Career 8 (on two occasions)
Rebounds	Season 13 (vs. USF 1/10/12) Career 13 (vs. USF 1/10/12)	3PT FG's	Season 4 (vs. Delaware St. 11/18/11) Career 4 (vs. Delaware St. 11/18/11)
Assists	Season 4 (vs. Marquette 2/4/12) Career 6 (vs. Syracuse 1/1/11)	FT's	Season 5 (on two occasions) Career 8 (on three occasions)
Steals	Season 3 (vs. Louisville 1/7/12) Career 4 (vs. Clemson 11/27/07)	Minutes	Season 48 (vs. Louisville 1/7/12) Career 48 (vs. Louisville 1/7/12)
Blocks	Season 3 (vs. Indiana 12/17/11) Career 3 (on four occasions)		

2011-12 Honors, Awards & Accomplishments

- Team Captain
- Scored career-high 23 points in win over Delaware State (11/18/11) while also hitting a career-best four three-pointers
- Set season-best mark in rebounds with eight against Bryant (11/27/11)
- Missed first game of season versus Dartmouth (12/10/11) with mild concussion
- Posted first double-double of season and second of career with 11 pts., 12 rebs. against Louisville in a career best 48 minutes (1/7/12)
- Set career high in rebounds en route to second consecutive double-double (15 pts., 13 rebs.) against USF (1/10/12)
- Reached double-figures in five straight games (Louisville, South Florida, Connecticut, Rutgers, Syracuse)

Game-By-Game Stats

	Start	FG-A	3P-A	FT-A	Reb	PF	TP	A	TO	BK	S	Min
Mississippi Valley State	*	6-14	2-6	1-2	5	3	15	2	3	0	1	34
Detroit	*	1-7	1-5	0-0	6	2	3	0	3	0	1	39
Sam Houston State	*	4-9	2-4	1-2	5	3	11	1	2	0	1	30
Delaware State	*	8-18	4-9	3-4	5	4	23	3	0	0	0	35
Missouri	*	3-8	1-3	5-6	5	2	12	1	2	0	2	31
Georgia	*	2-9	0-5	2-2	3	3	6	0	1	1	2	34
Bryant	*	5-12	1-4	1-2	8	3	12	0	1	0	1	28
Gonzaga	*	0-6	0-3	1-3	4	2	1	0	2	1	1	29
Maryland	*	2-6	1-4	2-2	4	5	7	3	2	0	0	31
Maine	*	2-4	0-2	0-0	0	0	4	1	1	0	0	9
Dartmouth							DNP					
Indiana	*	1-4	0-1	4-8	7	2	6	2	3	3	0	36
Sacred Heart	*	3-6	0-1	3-4	5	2	9	1	0	0	2	23
Pittsburgh	*	2-7	0-4	0-0	6	3	4	2	0	0	1	31
Cincinnati	*	0-6	0-3	0-0	8	2	0	2	3	1	0	29
Louisville	*	4-14	0-7	3-3	12	2	11	3	3	1	3	48
South Florida	*	7-14	1-4	0-0	13	1	15	2	0	0	2	39
Connecticut	*	5-14	0-5	2-2	9	4	12	1	2	0	0	40-
Rutgers	*	5-9	1-2	0-1	6	2	11	1	2	1	1	40
Syracuse	*	5-8	2-2	1-2	6	3	13	3	5	1	1	38
Seton Hall	*	1-6	1-4	0-0	5	4	3	1	1	1	1	29
Connecticut	*	4-8	2-5	0-0	7	3	10	3	3	0	1	40
Marquette	*	5-9	1-2	0-0	5	1	11	4	1	1	1	40
West Virginia	*	5-7	2-3	0-0	2	3	12	0	1	1	0	40
DePaul	*	3-10	0-3	1-2	4	2	7	3	2	0	0	40
Rutgers	*	1-5	0-1	5-6	2	3	7	3	0	0	0	38
Villanova												
West Virginia												
St. John's												
Georgetown												
Providence												

Career Stats vs. The BIG EAST

Opponent	GP-GS	Min.	FG-A	3PT-A	FT-A	Reb.	A	PF	B	S	Pts.
Cincinnati	3-3	95	9-24	3-7	1-3	19/6.3	5	3	2	1	22/7.3
Connecticut	4-4	145	15-38	4-17	5-9	25/6.3	7	13	1	1	39/9.8
DePaul	3-3	106	12-30	4-11	4-6	12/4.0	5	6	0	2	32/10.7
Georgetown	1-1	30	5-9	1-1	0-4	3/3.0	1	1	0	1	11/11.0
Louisville	4-4	153	17-43	4-19	11-17	29/7.3	10	8	1	7	49/12.3
Marquette	3-3	109	10-29	2-9	9-12	19/6.3	7	7	2	1	31/10.3
Pittsburgh	2-2	67	5-17	3-10	1-2	7/3.5	3	5	0	1	14/7.0
Providence	1-1	33	4-8	2-4	0-0	5/5.0	1	3	0	1	10/10.0
Rutgers	3-3	112	9-20	1-4	13-16	10/3.3	7	7	1	1	32/10.7
St. John's	2-2	64	7-18	0-6	2-4	12/6.0	3	5	0	0	16/8.0
Seton Hall	2-2	64	3-13	3-9	0-0	9/4.5	4	5	2	3	9/4.5
USF	2-2	69	11-20	3-7	0-0	20/10.0	4	1	3	3	25/12.5
Syracuse	2-2	72	8-17	2-4	5-6	13/6.5	9	5	2	2	23/11.5
Villanova	1-1	28	2-5	1-2	0-0	0/0.0	1	2	0	0	5/5.0
West Virginia	2-2	72	9-18	3-9	0-0	8/4.0	0	7	1	0	21/10.5

Career Statistics

Season	GP-GS	Min	Avg	FG-A	Pct	3FG-A	Pct	FT-A	Pct	O-D-TOT	Avg	PF-FO	Ast	TO	Blk	Stl	Pts	Avg
2007-08	32-8	700	21.9	84-225	.373	26-83	.313	78-112	.696	42-79-121	3.8	78-3	44	48	21	31	272	8.5
2008-09										Sat Out Due To NCAA Transfer Rules								
2009-10										Did Not Play Due To Injury								
2010-11	33-33	1008	30.5	115-269	.428	34-102	.333	55-86	.640	33-125-158	4.8	63-0	61	51	10	16	319	9.7
2011-12	25-25	851	34.0	84-220	.382	22-92	.239	35-51	.686	22-120-142	5.7	64-1	42	43	12	22	225	9.0
TOTAL	90-66	2559	28.4	283-714	.396	82-277	.296	168-249	.675	97-324-421	4.7	205-4	147	142	43	69	816	9.1

Career BIG EAST Statistics

Season	GP-GS	Min	Avg	FG-A	Pct	3FG-A	Pct	FT-A	Pct	O-D-TOT	Avg	PF-FO	Ast	TO	Blk	Stl	Pts	Avg
2008-09										Sat Out Due To NCAA Transfer Rules								
2009-10										Did Not Play Due To Injury								
2010-11	18-18	593	32.9	60-151	.397	19-57	.333	31-49	.633	18-73-91	5.1	38-0	33	32	7	9	170	9.4
2011-12	13-13	492	37.8	47-117	.402	10-45	.222	12-16	.750	14-71-85	6.5	33-0	28	23	7	11	116	8.9
TOTAL	31-31	1085	35.0	107-268	.399	29-102	.284	43-65	.662	32-144-176	5.7	71-0	61	55	14	20	286	9.2



21 Tim Abromaitis | Graduate Student • Forward 6-8 • 236 Unionville, Conn. • Farmington

Career Games With:

Double Figure Points	58
20-Plus Points.....	22
30-Plus Points.....	3
10-Plus Rebounds.....	4
10-Plus Assists	N/A
Double-Double	3

Season and Career Bests

Points	Season 22 (vs. Missouri 11/21/11) Career 31 (vs. UCF 12/6/09)	FG's	Season 9 (vs. Missouri 11/21/11) Career 11 (on two occasions)
Rebounds	Season 8 (vs. Missouri 11/21/11) Career 11 (on two occasions)	3PT FG's	Season -- Career 9 (vs. Villanova 2/28/11)
Assists	Season 3 (vs. Missouri 11/21/11) Career 7 (vs. Chicago State 11/17/10)	FT's	Season 4 (on two occasions) Career 12 (vs. Seton Hall 2/11/10)
Steals	Season 1 (vs. Georgia 11/22/11) Career 3 (vs. DePaul 2/3/11)	Minutes	Season 38 (on two occasions) Career 46 (vs. Georgia 11/25/10)
Blocks	Season -- Career 2 (on four occasions)		

2011-12 Honors, Awards & Accomplishments

- Preseason All-BIG EAST First Team
- John R. Wooden Award Preseason Top 50 List
- Naismith Trophy Preseason Watch List
- Lowe's Senior CLASS Award Candidate
- Team Captain
- Returned to Irish lineup in Progressive CBE Classic semifinal game against Missouri (11/21/11)
- Out for remainder of season with torn ACL

Game-By-Game Stats

	Start	FG-A	3P-A	FT-A	Reb	PF	TP	A	TO	BK	S	Min
Mississippi Valley State					DNP							
Detroit					DNP							
Sam Houston State					DNP							
Delaware State					DNP							
Missouri	*	9-18	0-4	4-5	8	2	22	3	4	0	0	38
Georgia	*	1-12	0-7	4-4	6	5	6	2	2	0	1	38
Bryant					DNP-injury							
Gonzaga					DNP-injury							
Maryland					DNP-injury							
Maine					DNP-injury							
Dartmouth					DNP-injury							
Indiana					DNP-injury							
Sacred Heart					DNP-injury							
Pittsburgh					DNP-injury							
Cincinnati					DNP-injury							
Louisville					DNP-injury							
South Florida					DNP-injury							
Connecticut					DNP-injury							
Rutgers					DNP-injury							
Syracuse					DNP-injury							
Seton Hall					DNP-injury							
Connecticut					DNP-injury							
Marquette					DNP-injury							
West Virginia					DNP-injury							
DePaul					DNP-injury							
Rutgers					DNP-injury							
Villanova												
West Virginia												
St. John's												
Georgetown												
Providence												

Career Stats vs. The BIG EAST

Opponent	GP-GS	Min.	FG-A	3PT-A	FT-A	Reb.	A	PF	B	S	Pts.
Cincinnati	4-4	127	21-42	10-17	15-20	23/5.8	9	13	1	4	67/16.8
Connecticut	4-3	147	18-42	6-20	6-12	22/5.5	4	7	1	4	48/12.0
DePaul	2-2	62	13-25	6-12	11-12	10/5.0	4	3	0	4	43/21.5
Georgetown	3-2	75	13-31	6-16	9-9	8/2.7	4	3	2	2	41/13.7
Louisville	3-3	130	22-41	5-11	19-20	16/5.3	5	7	2	1	68/22.7
Marquette	4-3	110	12-32	3-14	9-11	17/4.3	4	6	0	1	36/9.0
Pittsburgh	3-3	102	7-15	3-6	9-10	9/3.0	1	3	3	0	26/8.7
Providence	2-2	62	19-30	9-15	3-6	12/6.0	2	2	0	2	50/25.0
Rutgers	2-2	72	10-21	4-11	3-4	18/9.0	3	5	0	0	27/13.5
St. John's	3-3	113	15-31	7-15	9-11	18/6.0	5	8	0	3	46/15.3
Seton Hall	4-3	116	11-29	7-16	20-24	22/5.5	4	5	0	1	49/12.3
USF	3-3	91	12-24	5-11	1-1	11/3.7	6	5	1	3	30/10.0
Syracuse	2-2	76	16-32	8-17	1-3	9/4.5	5	7	1	1	41/20.5
Villanova	2-2	74	13-30	11-21	9-12	9/4.5	6	6	0	0	46/23.0
West Virginia	3-3	98	8-23	4-12	13-17	15/5.0	4	11	1	2	33/11.0

Career Statistics

Season	GP-GS	Min	Avg	FG-A	Pct	3FG-A	Pct	FT-A	Pct	O-D-TOT	Avg	PF-FO	Ast	TO	Blk	Stl	Pts	Avg
2007-08	12-0	40	3.3	6-21	.286	1-8	.125	7-7	1.000	5-7-12	1.0	5-0	3	4	1	1	20	1.7
2008-09										Did Not Play								
2009-10	35-26	1104	31.5	183-370	.495	81-189	.429	117-134	.873	43-123-166	4.7	76-1	52	42	11	17	564	16.1
2010-11	34-34	1162	34.2	169-371	.456	78-182	.429	109-139	.784	45-161-206	6.1	66-1	61	52	15	26	525	15.4
2011-12	2-2	76	38.0	10-30	.333	0-11	.000	8-9	.889	2-12-14	7.0	7-1	5	6	0	1	28	14.0
TOTAL	83-62	2382	28.7	368-792	.465	160-390	.410	241-289	.834	95-303-398	4.8	154-3	121	104	27	45	1137	13.7

Career BIG EAST Statistics

Season	GP-GS	Min	Avg	FG-A	Pct	3FG-A	Pct	FT-A	Pct	O-D-TOT	Avg	PF-FO	Ast	TO	Blk	Stl	Pts	Avg
2007-08	3-0	5	1.7	1-2	.500	0-1	.000	2-2	1.000	0-0-0	0.0	1-0	1	1	0	0	4	1.3
2008-09										Did Not Play								
2009-10	18-17	647	35.9	102-217	.470	45-109	.413	78-90	.867	28-74-102	5.7	37-1	34	25	6	9	327	18.2
2010-11	18-18	632	35.1	89-188	.473	43-91	.473	43-61	.705	22-75-97	5.4	39-1	24	32	5	16	264	14.7
2011-12	0-0	0	0.0	0-0	.000	0-0	.000	0-0	.000	0-0-0	0.0	0-0	0	0	0	0	0	0.0
TOTAL	39-35	1284	32.9	192-407	.472	88-201	.438	123-153	.804	50-149-199	5.1	77-2	59	58	11	25	595	15.3



22 Jerian Grant | Sophomore • Guard 6-5 • 195 Bowie, Md. • DeMatha

Career Games With:

Double Figure Points	21
20-Plus Points.....	3
30-Plus Points.....	N/A
10-Plus Rebounds.....	1
10-Plus Assists	N/A
Double-Double	1

2011-12 Honors, Awards & Accomplishments

- Named to the Progressive CBE All-Tournament Team
- Played in first game and recorded first start as member of the Irish in season opener against Mississippi Valley State (11/12/11)
- Matched career high in 3FG's (3) while tallying first career block against Delaware State (11/18/11)
- Named BIG EAST Rookie of the Week on Nov. 21
- Set career high in FT's (10) against Georgia (11/22/11)
- Pulled down career high 11 rebounds en route to first career double-double (12 pts., 11 rebs.) against Bryant (11/27/11)
- Matched career best 20 points on career high 8 FG's against Maryland (12/4/11)
- Dished out career best 9 assists against Pittsburgh (12/27/11)
- Career best steals (3) and minutes played (47) in 2OT victory over Louisville (1/7/12)
- Named to BIG EAST Weekly Honor Roll (Jan. 31)
- Score career high 22 points in victory over DePaul (2/11/12)

Season and Career Bests

Points	22 (vs. DePaul 2/11/12) 22 (vs. DePaul 2/11/12)	FG's	8 (vs. Maryland 12/4/11) 8 (vs. Maryland 12/4/11)
Rebounds	11 (vs. Bryant 11/27/11) 11 (vs. Bryant 11/27/11)	3PT FG's	3 (on five occasions) 3 (on five occasions)
Assists	9 (vs. Pittsburgh 12/27/11) 9 (vs. Pittsburgh 12/27/11)	FT's	10 (on two occasions) 10 (on two occasions)
Steals	3 (on two occasions) 3 (on two occasions)	Minutes	47 (vs. Louisville 1/7/12) 47 (vs. Louisville 1/7/12)
Blocks	1 (on six occasions) 1 (on six occasions)		

Game-By-Game Stats

	Start	FG-A	3P-A	FT-A	Reb	PF	TP	A	TO	BK	S	Min
Mississippi Valley State	*	4-7	2-3	1-1	2	1	11	5	1	0	2	33
Detroit	*	4-10	3-6	0-0	2	0	11	3	1	0	1	30
Sam Houston State	*	6-6	1-1	4-7	6	0	17	7	1	0	2	36
Delaware State	*	4-6	3-3	6-8	4	3	17	6	2	1	1	39
Missouri	*	3-8	0-2	0-1	1	2	6	2	2	0	0	27
Georgia	*	4-7	2-4	10-11	5	2	20	4	0	0	1	39
Bryant	*	3-7	2-4	4-4	11	0	12	7	1	0	1	33
Gonzaga	*	5-9	0-3	6-7	1	2	16	3	4	0	1	32
Maryland	*	8-13	0-3	4-6	4	3	20	3	2	0	2	39
Maine	*	2-3	1-1	1-2	4	1	6	2	2	1	1	23
Dartmouth	*	0-8	0-6	0-0	3	2	0	4	1	1	2	30
Indiana	*	2-10	1-4	9-10	4	3	14	4	0	0	1	36
Sacred Heart	*	5-10	3-4	2-2	2	1	15	7	0	0	1	31
Pittsburgh	*	5-12	3-7	2-3	1	2	15	9	2	0	1	33
Cincinnati	*	5-12	2-8	5-5	2	3	17	4	3	0	1	37
Louisville	*	4-13	3-8	6-9	3	0	17	3	0	0	3	47
South Florida	*	5-11	2-5	2-2	1	1	14	4	3	0	2	39
Connecticut	*	2-9	2-8	0-2	1	4	6	5	0	0	1	35
Rutgers	*	4-10	1-3	0-1	3	3	9	7	3	0	2	34
Syracuse	*	2-5	1-3	6-6	2	1	11	6	5	0	0	37
Seton Hall	*	2-8	1-3	10-12	5	2	15	4	2	1	0	38
Connecticut	*	2-9	1-4	6-8	5	3	11	6	1	1	3	38
Marquette	*	5-13	2-7	0-0	1	0	12	8	1	1	2	39
West Virginia	*	4-17	2-7	2-2	2	2	12	3	0	0	1	39
DePaul	*	6-10	2-5	8-8	2	0	22	5	2	0	0	36
Rutgers	*	2-5	1-2	6-6	2	2	11	3	3	0	1	36
Villanova												
West Virginia												
St. John's												
Georgetown												
Providence												

Career Stats vs. The BIG EAST


Opponent	GP-GS	Min.	FG-A	3PT-A	FT-A	Reb.	A	PF	B	S	Pts.
Cincinnati	1-1	37	5-12	2-8	5-5	2/2.0	4	3	0	1	17/17.0
Connecticut	2-2	73	4-18	3-12	6-10	6/3.0	11	7	1	4	17/8.5
DePaul	1-1	36	6-10	2-5	8-8	2/2.0	5	0	0	0	22/22.0
Georgetown	0-0	0	0-0	0-0	0-0	0/0.0	0	0	0	0	0/0.0
Louisville	1-1	47	4-13	3-8	6-9	3/3.0	3	0	0	3	17/17.0
Marquette	1-1	39	5-13	2-7	0-0	1/1.0	8	0	1	2	12/12.0
Pittsburgh	1-1	33	5-12	3-7	2-3	1/1.0	9	2	0	1	15/15.0
Providence	0-0	0	0-0	0-0	0-0	0/0.0	0	0	0	0	0/0.0
Rutgers	2-2	70	6-15	2-5	6-7	5/2.5	10	5	0	3	20/10.0
St. John's	0-0	0	0-0	0-0	0-0	0/0.0	0	0	0	0	0/0.0
Seton Hall	1-1	38	2-8	1-3	10-12	5/5.0	4	2	1	0	15/15.0
USF	1-1	39	5-11	2-5	2-2	1/1.0	4	1	0	2	14/14.0
Syracuse	1-1	37	2-5	1-3	6-6	2/2.0	6	1	0	0	11/11.0
Villanova	0-0	0	0-0	0-0	0-0	0/0.0	0	0	0	0	0/0.0
West Virginia	1-1	39	4-17	2-7	2-2	2/2.0	3	2	0	1	12/12.0

Career Statistics

Season	GP-GS	Min	Avg	FG-A	Pct	3FG-A	Pct	FT-A	Pct	O-D-TOT	Avg	PF-FO	Ast	TO	Blk	Stl	Pts	Avg	
2010-11										Did Not Play									
2011-12	26-25	916	35.2	98-238	.412	41-114	.360	100-123	.813	12-67-79	3.0	43-0	124	42	6	33	337	13.0	
TOTAL	26-25	916	35.2	98-238	.412	41-114	.360	100-123	.813	12-67-79	3.0	43-0	124	42	6	33	337	13.0	

Career BIG EAST Statistics

Season	GP-GS	Min	Avg	FG-A	Pct	3FG-A	Pct	FT-A	Pct	O-D-TOT	Avg	PF-FO	Ast	TO	Blk	Stl	Pts	Avg	
2010-11										Did Not Play									
2011-12	13-13	488	37.5	48-134	.358	23-70	.329	53-64	.828	6-24-30	2.3	23-0	67	25	3	17	172	13.2	
TOTAL	13-13	488	37.5	48-134	.358	23-70	.329	53-64	.828	6-24-30	2.3	23-0	67	25	3	17	172	13.2	



24 Pat Connaughton | Freshman • Guard/Forward 6-5 • 206 Arlington, Mass. • St. John's Prep

Career Games With:

Double Figure Points.....	6
20-Plus Points.....	2
30-Plus Points.....	N/A
10-Plus Rebounds.....	1
10-Plus Assists.....	N/A
Double-Double.....	1

2011-12 Honors, Awards & Accomplishments

- Set early career bests in points (24), steals (2), FG's (9) and 3FG's (6) against Sam Houston State (11/16/11)
- The six three's against SHSU were most by Irish freshman since Chris Thomas hit six against UConn on March 8, 2002 and the 24 points were most by a freshman since Torin Francis scored 25 against Arizona on March 27, 2003
- Registered first start of career against Delaware State (11/18/11)
- Dished out career best three assists against Bryant (11/27/11)
- Hit career best 4 FT's against Maryland (12/4/11)
- Got first career BIG EAST start against Syracuse (1/21/12)
- Named BIG EAST Co-Rookie of the Week (Feb. 6) after posting first double-double of career (23 pts, 11 rebs) against Marquette (2/4/12)

Season and Career Bests

Points	Season 24 (vs. Sam Houston 11/16/11) Career 24 (vs. Sam Houston 11/16/11)	FG's	Season 9 (on two occasions) Career 9 (on two occasions)
Rebounds	Season 11 (vs. Marquette 2/4/12) Career 11 (vs. Marquette 2/4/12)	3PT FG's	Season 6 (vs. Sam Houston 11/16/11) Career 6 (vs. Sam Houston 11/16/11)
Assists	Season 3 (on three occasions) Career 3 (on three occasions)	FT's	Season 4 (vs. Maryland 12/4/11) Career 4 (vs. Maryland 12/4/11)
Steals	Season 2 (on two occasions) Career 2 (on two occasions)	Minutes	Season 37 (vs. Marquette 2/4/12) Career 37 (vs. Marquette 2/4/12)
Blocks	Season 2 (vs. Marquette 2/4/12) Career 2 (vs. Marquette 2/4/12)		

Game-By-Game Stats

	Start	FG-A	3P-A	FT-A	Reb	PF	TP	A	TO	BK	S	Min
Mississippi Valley State		0-4	0-2	2-2	4	1	2	0	0	0	0	15
Detroit		4-5	0-1	2-3	9	2	10	0	1	0	0	20
Sam Houston State		9-14	6-10	0-1	5	1	24	1	1	0	2	33
Delaware State	*	3-9	1-3	2-2	7	1	9	2	2	0	0	36
Missouri		2-4	1-2	2-3	5	1	7	0	0	1	0	26
Georgia		4-7	1-3	2-4	0	0	11	0	0	0	0	18
Bryant	*	1-5	0-1	0-0	3	0	2	3	1	0	0	24
Gonzaga		4-8	2-3	1-1	3	0	11	0	0	0	1	26
Maryland		2-4	1-2	4-4	6	3	9	0	0	0	1	25
Maine		1-4	0-2	2-2	5	0	4	0	1	0	0	26
Dartmouth	*	1-6	1-6	0-0	4	0	3	3	1	0	0	27
Indiana		1-3	0-1	0-1	4	4	2	1	1	0	1	22
Sacred Heart		1-4	1-2	2-2	2	1	5	0	0	0	0	20
Pittsburgh		1-1	0-0	0-0	0	0	2	2	0	0	0	11
Cincinnati		2-6	1-5	0-0	4	3	5	0	1	0	0	15
Louisville		0-0	0-0	0-0	0	1	0	0	1	0	0	8
South Florida		2-4	1-2	0-0	1	0	5	0	1	1	0	10
Connecticut		1-7	0-3	0-0	4	3	2	0	0	0	2	20
Rutgers		3-8	1-6	0-0	5	4	7	0	0	1	0	29
Syracuse	*	2-3	2-3	1-2	7	2	7	1	2	0	0	24
Seton Hall	*	0-3	0-3	0-0	5	1	0	0	1	0	0	17
Connecticut	*	2-8	2-5	2-2	5	2	8	0	1	0	0	28
Marquette	*	9-12	5-8	0-1	11	1	23	3	2	2	1	37
West Virginia	*	0-3	0-3	0-0	4	0	0	1	1	0	0	29
DePaul	*	4-5	1-2	0-0	4	3	9	2	2	0	1	25
Rutgers	*	3-7	3-6	1-1	5	1	10	0	1	0	0	22
Villanova												
West Virginia												
St. John's												
Georgetown												
Providence												

Career Stats vs. The BIG EAST


Opponent	GP-GS	Min.	FG-A	3PT-A	FT-A	Reb.	A	PF	B	S	Pts.
Cincinnati	1-0	15	2-6	1-5	0-0	4/4.0	0	3	0	0	5/5.0
Connecticut	2-1	48	3-15	2-8	2-2	9/4.5	0	5	0	2	10/5.0
DePaul	1-1	25	4-5	1-2	0-0	4/4.0	2	3	0	1	9/9.0
Georgetown	0-0	0	0-0	0-0	0-0	0/0.0	0	0	0	0	0/0.0
Louisville	1-0	8	0-0	0-0	0-0	0/0.0	0	1	0	0	0/0.0
Marquette	1-1	37	9-12	5-8	0-1	11/11.0	3	1	2	1	23/23.0
Pittsburgh	1-0	11	1-1	0-0	0-0	0/0.0	2	0	0	0	2/2.0
Providence	0-0	0	0-0	0-0	0-0	0/0.0	0	0	0	0	0/0.0
Rutgers	2-1	51	6-15	4-12	1-1	10/5.0	0	5	1	0	17/8.5
St. John's	0-0	0	0-0	0-0	0-0	0/0.0	0	0	0	0	0/0.0
Seton Hall	1-1	17	0-3	0-3	0-0	5/5.0	0	1	0	0	0/0.0
USF	1-0	10	2-4	1-2	0-0	1/1.0	0	0	1	0	5/5.0
Syracuse	1-1	24	2-3	2-3	1-2	7/7.0	1	2	0	0	7/7.0
Villanova	0-0	0	0-0	0-0	0-0	0/0.0	0	0	0	0	0/0.0
West Virginia	1-1	29	0-3	0-3	0-0	4/4.0	1	0	0	0	0/0.0

Career Statistics

Season	GP-GS	Min	Avg	FG-A	Pct	3FG-A	Pct	FT-A	Pct	O-D-TOT	Avg	PF-FO	Ast	TO	Blk	Stl	Pts	Avg
2011-12	26-10	593	22.8	62-144	.431	30-84	.357	23-31	.742	22-90-112	4.3	35-0	19	21	5	9	177	6.8
TOTAL	26-10	593	22.8	62-144	.431	30-84	.357	23-31	.742	22-90-112	4.3	35-0	19	21	5	9	177	6.8

Career BIG EAST Statistics

Season	GP-GS	Min	Avg	FG-A	Pct	3FG-A	Pct	FT-A	Pct	O-D-TOT	Avg	PF-FO	Ast	TO	Blk	Stl	Pts	Avg
2011-12	13-7	275	21.2	29-67	.433	16-46	.348	4-6	.667	9-46-55	4.2	21-0	9	13	4	4	78	6.0
TOTAL	13-7	275	21.2	29-67	.433	16-46	.348	4-6	.667	9-46-55	4.2	21-0	9	13	4	4	78	6.0



25 Tom Knight | Junior • Forward 6-9 • 250 Dixfield, Maine • Dirigo

Career Games With:

Double Figure Points.....	N/A
20-Plus Points.....	N/A
30-Plus Points.....	N/A
10-Plus Rebounds.....	N/A
10-Plus Assists.....	N/A
Double-Double.....	N/A

Season and Career Bests

Points		FG's	
Season	9 (vs. Sacred Heart 12/19/11)	Season	3 (on four occasions)
Career	9 (vs. Sacred Heart 12/19/11)	Career	3 (on six occasions)
Rebounds		3PT FG's	
Season	5 (vs. Dartmouth 12/10/11)	Season	--
Career	5 (on two occasions)	Career	--
Assists		FT's	
Season	2 (on three occasions)	Season	4 (vs. Dartmouth 12/10/11)
Career	2 (on three occasions)	Career	4 (vs. Dartmouth 12/10/11)
Steals		Minutes	
Season	2 (vs. Sam Houston 11/16/11)	Season	25 (vs. Dartmouth 12/10/11)
Career	2 (vs. Sam Houston 11/16/11)	Career	25 (vs. Dartmouth 12/10/11)
Blocks			
Season	3 (vs. Dartmouth 12/10/11)		
Career	3 (vs. Dartmouth 12/10/11)		

2011-12 Honors, Awards & Accomplishments

- Started three consecutive games (Maryland, Maine, Dartmouth); first three starts of Irish career
- Career highs in blocks (3), FT's (4) and minutes (25) and tied career high in rebounds (5) against Dartmouth (12/10/11)
- Career high nine points against Sacred Heart (12/19/11)

Game-By-Game Stats

	Start	FG-A	3P-A	FT-A	Reb	PF	TP	A	TO	BK	S	Min
Mississippi Valley State		0-0	0-0	0-0	2	0	0	0	0	0	0	5
Detroit		0-1	0-0	0-0	1	0	0	0	0	0	0	1
Sam Houston State		3-7	0-0	1-2	1	1	7	2	0	0	2	19
Delaware State		3-4	0-0	0-0	0	2	6	0	0	0	0	8
Missouri												DNP
Georgia												DNP
Bryant		2-3	0-0	0-0	0	2	4	1	0	0	0	8
Gonzaga		2-3	0-0	0-0	3	3	4	1	0	2	0	14
Maryland	*	2-3	0-0	0-0	0	2	4	0	0	0	0	9
Maine	*	2-6	0-0	3-5	2	2	7	2	2	1	1	23
Dartmouth	*	2-6	0-0	4-4	5	1	8	1	1	3	1	25
Indiana		0-1	0-0	0-2	0	1	0	0	0	1	0	5
Sacred Heart		3-4	0-0	3-4	1	1	9	2	1	0	0	11
Pittsburgh		3-5	0-0	0-0	1	1	6	0	0	2	0	14
Cincinnati		2-4	0-0	0-1	3	1	4	0	2	0	0	12
Louisville												DNP
South Florida		0-0	0-0	0-0	1	1	0	0	0	1	0	9
Connecticut		1-4	0-0	0-0	4	1	2	0	0	0	0	9
Rutgers		0-0	0-0	0-0	0	0	0	0	0	0	0	3
Syracuse		2-4	0-0	0-0	2	0	4	0	0	0	0	7
Seton Hall		0-0	0-0	0-0	1	3	0	1	1	2	0	8
Connecticut		0-0	0-0	0-0	0	0	0	0	0	0	0	5
Marquette		0-0	0-0	0-0	1	1	0	0	1	0	0	1
West Virginia												DNP
DePaul		0-1	0-0	0-0	0	1	0	0	1	0	0	3
Rutgers		0-0	0-0	1-2	1	0	1	0	1	0	0	3
Villanova												
West Virginia												
St. John's												
Georgetown												
Providence												

Career Stats vs. The BIG EAST


Opponent	GP-GS	Min.	FG-A	3PT-A	FT-A	Reb.	A	PF	B	S	Pts.
Cincinnati	2-0	16	3-5	0-0	0-1	3/1.5	0	2	0	0	6/3.0
Connecticut	2-0	14	1-4	0-0	0-0	4/2.0	0	1	0	0	2/1.0
DePaul	2-0	5	1-2	0-0	0-0	0/0.0	0	1	0	0	2/1.0
Georgetown	0-0	0	0-0	0-0	0-0	0/0.0	0	0	0	0	0/0.0
Louisville	0-0	0	0-0	0-0	0-0	0/0.0	0	0	0	0	0/0.0
Marquette	2-0	3	0-0	0-0	0-0	2/1.0	0	1	0	0	0/0.0
Pittsburgh	1-0	14	3-5	0-0	0-0	1/1.0	0	1	2	0	6/6.0
Providence	0-0	0	0-0	0-0	0-0	0/0.0	0	0	0	0	0/0.0
Rutgers	2-0	6	0-0	0-0	1-2	1/0.5	0	0	0	0	1/0.5
St. John's	1-0	0	0-0	0-0	0-0	0/0.0	0	0	0	0	0/0.0
Seton Hall	1-0	8	0-0	0-0	0-0	1/1.0	1	3	2	0	0/0.0
USF	2-0	14	0-2	0-0	0-0	1/0.5	0	1	1	0	0/0.0
Syracuse	2-0	7	2-4	0-0	0-0	2/1.0	0	0	0	0	4/2.0
Villanova	1-0	1	0-0	0-0	0-0	1/1.0	1	1	0	0	0/0.0
West Virginia	0-0	0	0-0	0-0	0-0	0/0.0	0	0	0	0	0/0.0

Career Statistics

Season	GP-GS	Min	Avg	FG-A	Pct	3FG-A	Pct	FT-A	Pct	O-D-TOT	Avg	PF-FO	Ast	TO	Blk	Stl	Pts	Avg	
2009-10										Did Not Play									
2010-11	14-0	53	3.8	9-19	.474	0-0	.000	2-2	1.000	7-9-16	1.1	3-0	3	1	2	0	20	1.4	
2011-12	22-3	202	9.2	27-56	.482	0-0	.000	12-20	.600	14-15-29	1.3	24-0	10	10	12	5	66	3.0	
TOTAL	36-3	255	7.1	36-75	.480	0-0	.000	14-22	.636	21-24-45	1.3	27-0	13	11	14	5	86	2.4	

Career BIG EAST Statistics

Season	GP-GS	Min	Avg	FG-A	Pct	3FG-A	Pct	FT-A	Pct	O-D-TOT	Avg	PF-FO	Ast	TO	Blk	Stl	Pts	Avg	
2009-10										Did Not Play									
2010-11	6-0	11	1.8	1-3	.333	0-0	.000	0-0	.000	1-1-2	0.3	1-0	1	0	0	0	2	0.3	
2011-12	11-0	74	6.7	8-18	.444	0-0	.000	1-3	.333	9-5-14	1.3	9-0	1	6	5	0	17	1.5	
TOTAL	17-0	85	5.0	9-21	.429	0-0	.000	1-3	.333	10-6-16	0.9	10-0	2	6	5	0	19	1.1	



32 Joey Brooks | Junior • Guard

6-6 • 220
Houston, Texas • Strake Jesuit Prep School

Career Games With:

Double Figure Points	5
20-Plus Points.....	N/A
30-Plus Points.....	N/A
10-Plus Rebounds.....	N/A
10-Plus Assists	N/A
Double-Double	N/A

2011-12 Honors, Awards & Accomplishments

- First career start against Mississippi Valley State (11/12/11)
- Set career bests in points (13), rebounds (9), FT's (7) and minutes (35) in second career start against Detroit (11/14/11)
- Match career high in points (13) while also setting career best in FG's (5), 3FG's (2) and blocks (3) against Bryant (11/27/11)
- First career BIG EAST start against Rutgers (1/16/12)

Season and Career Bests

Points	13 (on three occasions)	FG's	5 (on two occasions)
Season	13 (on three occasions)	Career	5 (on two occasions)
Rebounds	9 (vs. Detroit 11/14/11)	3PT FG's	2 (vs. Bryant 11/27/11)
Season	9 (vs. Detroit 11/14/11)	Career	2 (vs. Bryant 11/27/11)
Assists	3 (on two occasions)	FT's	7 (vs. Detroit 11/14/11)
Season	3 (on three occasions)	Career	7 (vs. Detroit 11/14/11)
Steals	2 (vs. Detroit 11/14/11)	Minutes	35 (vs. Detroit 11/14/11)
Season	3 (vs. Georgia Southern 11/12/10)	Career	35 (vs. Detroit 11/14/11)
Blocks	3 (vs. Bryant 11/27/11)		
Season	3 (vs. Bryant 11/27/11)		

Game-By-Game Stats

	Start	FG-A	3P-A	FT-A	Reb	PF	TP	A	TO	BK	S	Min
Mississippi Valley State	*	3-6	1-2	2-4	4	1	9	3	2	0	0	29
Detroit	*	3-9	0-0	7-13	9	3	13	2	1	0	2	35
Sam Houston State	*	0-4	0-0	0-0	1	1	0	1	0	0	0	12
Delaware State												
Missouri		1-5	1-2	1-2	1	2	4	1	1	0	0	14
Georgia		0-1	0-0	0-0	0	0	0	0	0	0	0	3
Bryant	*	5-7	2-2	1-2	6	3	13	2	2	3	0	24
Gonzaga	*	3-7	0-2	0-2	5	3	6	1	1	0	0	28
Maryland	*	2-6	0-1	3-4	3	3	7	1	0	0	0	26
Maine	*	1-2	0-0	0-0	1	1	2	1	1	0	0	10
Dartmouth		5-6	0-0	3-3	4	3	13	2	1	0	0	22
Indiana		0-1	0-0	0-0	0	0	0	0	1	0	0	4
Sacred Heart		3-5	1-1	5-5	2	2	12	3	0	0	1	17
Pittsburgh		0-0	0-0	0-0	0	0	0	0	1	0	0	5
Cincinnati		0-2	0-1	0-0	4	2	0	2	0	0	0	16
Louisville		1-3	1-1	1-2	4	5	4	1	0	0	0	26
South Florida		0-1	0-1	3-4	1	0	3	0	0	0	1	5
Connecticut		1-4	0-1	0-0	3	0	2	0	1	0	0	13
Rutgers	*	1-1	1-1	0-0	2	1	3	0	2	0	0	9
Syracuse		0-1	0-0	1-2	1	0	1	0	1	0	0	3
Seton Hall		0-0	0-0	0-2	1	1	0	0	1	0	0	3
Connecticut		0-0	0-0	0-0	1	0	0	0	1	0	0	4
Marquette		0-0	0-0	0-0	0	0	0	0	0	0	0	1
West Virginia												
DePaul		1-1	0-0	0-0	1	1	2	0	1	0	0	3
Rutgers		1-3	0-0	0-1	1	0	2	0	0	0	0	3
Villanova												
West Virginia												
St. John's												
Georgetown												
Providence												

Career Stats vs. The BIG EAST

Opponent	GP-GS	Min.	FG-A	3PT-A	FT-A	Reb.	A	PF	B	S	Pts.
Cincinnati	5-0	29	2-6	1-4	0-1	7/1.4	3	3	0	0	5/1.0
Connecticut	5-0	25	1-4	0-1	0-0	5/1.0	1	2	0	0	2/0.4
DePaul	3-0	14	1-1	0-0	2-2	2/0.7	0	1	0	0	4/1.3
Georgetown	0-0	0	0-0	0-0	0-0	0/0.0	0	0	0	0	0/0.0
Louisville	2-0	28	1-3	1-1	1-2	4/2.0	1	6	0	0	4/2.0
Marquette	3-0	19	1-2	0-0	1-4	1/0.3	0	3	0	2	3/1.0
Pittsburgh	1-0	5	0-0	0-0	0-0	0/0.0	0	0	0	0	0/0.0
Providence	1-0	0	0-0	0-0	0-0	0/0.0	0	0	0	0	0/0.0
Rutgers	4-1	17	2-5	1-1	0-1	3/0.8	0	1	0	1	5/1.3
St. John's	3-0	38	1-1	0-0	9-16	5/1.7	0	4	0	2	11/3.7
Seton Hall	3-0	11	1-1	0-0	1-4	1/0.3	0	3	0	1	3/1.0
USF	2-0	14	0-2	0-1	3-6	1/0.5	0	1	0	1	3/1.5
Syracuse	2-0	4	0-1	0-0	1-2	1/0.5	0	0	0	0	1/0.5
Villanova	2-0	8	1-2	0-0	0-0	0/0.0	1	0	0	1	2/1.0
West Virginia	2-0	11	2-3	1-1	0-0	1/0.5	0	1	0	0	5/2.5

Career Statistics

Season	GP-GS	Min	Avg	FG-A	Pct	3FG-A	Pct	FT-A	Pct	O-D-TOT	Avg	PF-FO	Ast	TO	Blk	Stl	Pts	Avg
2009-10	22-0	86	3.9	15-31	.484	4-7	.571	11-16	.688	5-4-9	0.4	12-0	4	5	0	9	45	2.0
2010-11	27-0	205	7.6	12-34	.353	1-13	.077	17-37	.459	7-22-29	1.1	25-1	11	15	0	10	42	1.6
2011-12	24-8	315	13.1	31-75	.413	7-15	.467	27-46	.587	16-39-55	2.3	32-1	20	18	3	4	96	4.0
TOTAL	73-8	606	8.3	58-140	.414	12-35	.343	55-99	.556	28-65-93	1.3	69-2	35	38	3	23	183	2.5

Career BIG EAST Statistics

Season	GP-GS	Min	Avg	FG-A	Pct	3FG-A	Pct	FT-A	Pct	O-D-TOT	Avg	PF-FO	Ast	TO	Blk	Stl	Pts	Avg
2009-10	11-0	39	3.5	5-8	.625	2-2	1.000	3-4	.750	0-3-3	0.3	5-0	2	1	0	3	15	1.4
2010-11	13-0	87	6.7	2-6	.333	0-2	.000	10-23	.435	1-8-9	0.7	9-0	0	5	0	4	14	1.1
2011-12	12-1	91	7.6	5-16	.313	2-5	.400	5-11	.455	7-12-19	1.6	10-1	3	8	0	1	17	1.4
TOTAL	36-1	217	6.0	12-30	.400	4-9	.444	18-38	.474	8-23-31	0.9	24-1	5	14	0	8	46	1.3



33 Mike Broghammer | Junior • Forward

6-9 • 265
Orono, Minn. • Hopkins

Career Games With:

Double Figure Points.....	N/A
20-Plus Points.....	N/A
30-Plus Points.....	N/A
10-Plus Rebounds.....	N/A
10-Plus Assists.....	N/A
Double-Double.....	N/A

2011-12 Honors, Awards & Accomplishments

- Set career high in assists with two against Sam Houston State (11/16/11)
- Set career highs in points (9) and FG's (4) against Delaware State (11/18/11)
- Notched career marks in rebounds (7), blocks (2) and minutes (16) against Maryland (12/4/11)

Season and Career Bests

Points	9 (vs. Delaware St. 11/18/11)	FG's	4 (vs. Delaware St. 11/18/11)
Season	9 (vs. Delaware St. 11/18/11)	Career	4 (vs. Delaware St. 11/18/11)
Rebounds	7 (vs. Maryland 12/4/11)	3PT FG's	--
Season	7 (vs. Maryland 12/4/11)	Season	--
Career	7 (vs. Maryland 12/4/11)	Career	1 (vs. Bucknell 12/22/09)
Assists	2 (on two occasions)	FT's	1 (on three occasions)
Season	2 (on two occasions)	Career	1 (on nine occasions)
Career	2 (on two occasions)	Minutes	16 (vs. Maryland 12/4/11)
Steals	1 (on four occasions)	Season	16 (vs. Maryland 12/4/11)
Season	1 (on four occasions)	Career	16 (vs. Maryland 12/4/11)
Career	2 (vs. Louisville 2/17/10)		
Blocks	2 (on two occasions)		
Season	2 (on two occasions)		
Career	2 (on two occasions)		

Game-By-Game Stats

	Start	FG-A	3P-A	FT-A	Reb	PF	TP	A	TO	BK	S	Min
Mississippi Valley State		3-4	0-0	0-0	2	0	6	0	0	1	1	8
Detroit		0-1	0-0	0-2	0	0	0	0	0	0	0	1
Sam Houston State		1-1	0-0	0-0	2	1	2	2	1	1	0	11
Delaware State		4-5	0-0	1-2	5	3	9	1	1	0	0	12
Missouri		0-0	0-0	0-0	1	0	0	0	0	0	0	4
Georgia		0-0	0-0	0-0	0	0	0	0	0	0	0	1
Bryant		3-4	0-0	0-0	4	1	6	1	0	0	0	10
Gonzaga		0-1	0-0	0-0	0	2	0	0	2	0	1	4
Maryland		0-2	0-0	0-2	7	1	0	0	0	2	0	16
Maine		1-1	0-0	0-2	1	1	2	2	1	0	1	11
Dartmouth		2-3	0-0	0-0	2	5	4	0	1	2	1	11
Indiana		0-0	0-0	0-0	0	2	0	0	0	0	0	3
Sacred Heart		3-3	0-0	1-3	6	1	7	1	0	1	0	12
Pittsburgh		0-0	0-0	0-0	0	0	0	0	0	0	0	1
Cincinnati												DNP
Louisville		1-1	0-0	0-0	0	4	2	0	1	1	0	7
South Florida		0-1	0-0	0-0	0	0	0	0	0	0	0	1
Connecticut		0-0	0-0	0-0	0	0	0	0	0	0	0	1
Rutgers		0-1	0-0	0-2	1	0	0	0	0	1	0	2
Syracuse												DNP
Seton Hall		0-0	0-0	1-2	1	0	1	0	0	0	0	5
Connecticut												DNP
Marquette												DNP
West Virginia		0-0	0-0	0-0	1	0	0	0	0	0	0	4
DePaul												DNP
Rutgers		0-0	0-0	0-0	0	2	0	0	0	0	0	1
Villanova												
West Virginia												
St. John's												
Georgetown												
Providence												

Career Stats vs. The BIG EAST

Opponent	GP-GS	Min.	FG-A	3PT-A	FT-A	Reb.	A	PF	B	S	Pts.
Cincinnati	0-0	0	0-0	0-0	0-0	0/0.0	0	0	0	0	0/0.0
Connecticut	2-0	2	0-0	0-0	0-0	0/0.0	0	0	0	0	0/0.0
DePaul	0-0	0	0-0	0-0	0-0	0/0.0	0	0	0	0	0/0.0
Georgetown	0-0	0	0-0	0-0	0-0	0/0.0	0	0	0	0	0/0.0
Louisville	2-0	17	2-3	0-0	0-0	1/0.5	0	9	1	2	4/2.0
Marquette	1-0	2	1-1	0-0	0-0	0/0.0	0	0	0	0	2/2.0
Pittsburgh	2-0	4	0-1	0-0	0-0	0/0.0	0	0	0	0	0/0.0
Providence	0-0	0	0-0	0-0	0-0	0/0.0	0	0	0	0	0/0.0
Rutgers	2-0	3	0-1	0-0	0-2	1/0.5	0	2	1	0	0/0.0
St. John's	1-0	2	0-0	0-0	0-0	0/0.0	0	0	1	0	0/0.0
Seton Hall	1-0	5	0-0	0-0	1-2	1/1.0	0	0	0	0	1/1.0
USF	1-0	1	0-1	0-0	0-0	0/0.0	0	0	0	0	0/0.0
Syracuse	1-0	1	0-0	0-0	0-0	0/0.0	0	0	0	0	0/0.0
Villanova	0-0	0	0-0	0-0	0-0	0/0.0	0	0	0	0	0/0.0
West Virginia	1-0	4	0-0	0-0	0-0	1/1.0	0	0	0	0	0/0.0

Career Statistics

Season	GP-GS	Min	Avg	FG-A	Pct	3FG-A	Pct	FT-A	Pct	O-D-TOT	Avg	PF-FO	Ast	TO	Blk	Stl	Pts	Avg
2009-10	13-0	71	5.5	10-22	.455	1-4	.250	3-7	.429	8-6-14	1.1	13-1	2	4	1	4	24	1.8
2010-11	10-0	52	5.2	8-20	.400	0-0	.000	2-6	.333	6-4-10	1.0	8-0	1	2	2	0	18	1.8
2011-12	21-0	126	6.0	18-28	.643	0-0	.000	3-15	.200	14-19-33	1.6	23-1	7	7	9	4	39	1.9
TOTAL	44-0	249	5.7	36-70	.514	1-4	.250	8-28	.286	28-29-57	1.3	44-2	10	13	12	8	81	1.8

Career BIG EAST Statistics

Season	GP-GS	Min	Avg	FG-A	Pct	3FG-A	Pct	FT-A	Pct	O-D-TOT	Avg	PF-FO	Ast	TO	Blk	Stl	Pts	Avg
2009-10	3-0	14	4.7	1-3	.333	0-0	.000	0-0	.000	1-0-1	0.3	5-1	0	1	0	2	2	0.7
2010-11	3-0	5	1.7	1-1	1.000	0-0	.000	0-0	.000	0-0-0	0.0	0-0	0	0	1	0	2	0.7
2011-12	8-0	22	2.8	1-3	.333	0-0	.000	1-4	.250	1-2-3	0.4	6-0	0	1	2	0	3	0.4
TOTAL	14-0	41	2.9	3-7	.429	0-0	.000	1-4	.250	2-2-4	0.3	11-1	0	2	3	2	7	0.5



45 Jack Cooley | Junior • Forward 6-9 • 248 Glenview, Ill. • Glenbrook South

Career Games With:

Double Figure Points.....	17
20-Plus Points.....	5
30-Plus Points.....	N/A
10-Plus Rebounds.....	11
10-Plus Assists.....	N/A
Double-Double.....	9

2011-12 Honors, Awards & Accomplishments

- Recorded all nine career double-doubles this season
- First career start versus Mississippi Valley State (11/12/11)
- Set career marks in assists (4) and steals (3) against Sam Houston State (11/16/11)
- Registered first career double-double with 11 points (including then-career-high 7 free throws) and a career-best 17 rebounds against Delaware State (11/18/11)
- Matched career best with 3 steals against Missouri (11/21/11)
- Recorded career best 2 blocks for fifth time in career against Georgia (11/22/11)
- Posted second double-double of the season (22 points, 14 rebounds) against Maine (12/8/11) ... 22 points marked a career best, including career high 8 FT's
- Matched career high in points (22) while blocking a career best four shots against Dartmouth (12/10/11)
- Named to the BIG EAST Weekly Honor Roll a team-high four times this season (Dec. 12, Dec. 26, Jan. 9, Jan. 23)
- Named BIG EAST Player of the Week for first time in career (Feb. 13)
- Enjoyed three straight 20+ pt., 10+ reb. games (West Virginia, DePaul, Rutgers)

Season and Career Bests

Points	22 (on four occasions) Career 22 (on four occasions)	FG's	10 (vs. DePaul 2/11/12) Career 10 (vs. DePaul 2/11/12)
Rebounds	18 (vs. Rutgers 2/15/12) Career 18 (vs. Rutgers 2/15/12)	3PT FG's	-- Career --
Assists	4 (vs. Sam Houston 11/16/11) Career 4 (vs. Sam Houston 11/16/11)	FT's	8 (vs. Maine 12/8/11) Career 8 (vs. Maine 12/8/11)
Steals	3 (on two occasions) Career 3 (on two occasions)	Minutes	43 (vs. Louisville 1/7/12) Career 43 (vs. Louisville 1/7/12)
Blocks	4 (on two occasions) Career 4 (on two occasions)		

Game-By-Game Stats

	Start	FG-A	3P-A	FT-A	Reb	PF	TP	A	TO	BK	S	Min
Mississippi Valley State	*	0-5	0-0	3-4	10	3	3	1	1	1	0	17
Detroit	*	3-3	0-0	1-1	8	4	7	2	4	2	0	22
Sam Houston State	*	2-3	0-0	2-4	6	3	6	4	3	1	3	24
Delaware State	*	2-7	0-0	7-8	17	2	11	1	2	0	0	31
Missouri	*	0-1	0-0	0-0	1	1	0	0	0	0	3	18
Georgia	*	1-1	0-0	0-3	6	2	2	0	1	2	1	22
Bryant	*	2-3	0-0	0-0	2	1	4	1	2	0	0	10
Gonzaga	*	3-7	0-0	0-1	6	1	6	0	1	0	0	21
Maryland												DNP-illness
Maine		7-11	0-0	8-9	14	3	22	1	1	2	0	27
Dartmouth	*	9-11	0-0	4-4	9	2	22	1	1	4	1	25
Indiana	*	4-5	0-0	4-5	5	5	12	0	2	1	1	21
Sacred Heart	*	7-7	0-0	5-6	8	1	19	0	0	3	0	25
Pittsburgh	*	3-7	0-0	2-4	14	3	8	1	1	2	1	32
Cincinnati	*	7-12	0-0	1-3	11	0	15	0	2	3	1	29
Louisville	*	6-12	0-0	6-7	10	3	18	1	1	1	1	43
South Florida	*	7-11	0-0	2-4	7	1	16	3	0	2	0	31
Connecticut	*	2-7	0-0	3-3	6	2	7	1	2	1	0	25
Rutgers	*	4-5	0-0	1-3	9	3	9	0	2	0	1	32
Syracuse	*	5-8	0-0	7-10	10	3	17	0	1	2	0	35
Seton Hall	*	4-6	0-0	5-6	11	5	13	0	4	2	1	34
Connecticut	*	4-6	0-0	0-0	7	4	8	0	1	2	0	36
Marquette	*	3-8	0-0	2-3	8	5	8	1	4	2	2	24
West Virginia	*	7-9	0-0	7-10	12	3	21	0	0	1	1	33
DePaul	*	10-12	0-0	2-2	14	3	22	1	0	4	0	36
Rutgers	*	8-13	0-0	6-9	18	2	22	1	3	1	0	32
Villanova												
West Virginia												
St. John's												
Georgetown												
Providence												

Career Stats vs. The BIG EAST

Opponent	GP-GS	Min.	FG-A	3PT-A	FTA	Reb.	A	PF	B	S	Pts.
Cincinnati	4-1	50	9-15	0-0	1-3	18/4.5	0	2	5	1	19/4.8
Connecticut	6-2	101	9-20	0-0	4-5	27/4.5	1	11	3	1	22/3.7
DePaul	2-1	43	11-14	0-0	3-4	15/7.5	2	6	4	0	25/12.5
Georgetown	2-0	17	3-3	0-0	0-0	4/2.0	0	0	0	0	6/3.0
Louisville	4-1	94	14-20	0-0	6-8	24/6.0	1	13	4	4	34/8.5
Marquette	3-1	35	3-10	0-0	2-3	11/3.7	1	7	2	2	8/2.7
Pittsburgh	3-1	55	4-9	0-0	2-5	19/6.3	1	8	4	1	10/3.3
Providence	1-0	8	1-2	0-0	0-0	2/2.0	2	0	0	0	2/2.0
Rutgers	3-2	68	13-20	0-0	7-12	28/9.3	1	5	2	1	33/11.0
St. John's	3-0	29	2-5	0-0	3-6	8/2.7	0	4	2	1	7/2.3
Seton Hall	2-1	39	4-6	0-0	5-8	12/6.0	0	6	2	1	13/6.5
USF	3-1	47	16-21	0-0	2-5	15/5.0	3	3	3	1	34/11.3
Syracuse	2-1	47	7-11	0-0	7-10	12/6.0	0	5	3	0	21/10.5
Villanova	2-0	14	0-0	0-0	0-0	5/2.5	1	1	1	0	0/0.0
West Virginia	2-1	42	7-11	0-0	7-10	15/7.5	1	4	1	1	21/10.5

Career Statistics

Season	GP-GS	Min	Avg	FG-A	Pct	3FG-A	Pct	FT-A	Pct	O-D-TOT	Avg	PF-FO	Ast	TO	Blk	Stl	Pts	Avg
2009-10	21-0	111	5.3	8-20	.400	0-0	.000	4-12	.333	22-15-37	1.8	19-1	1	4	5	3	20	1.0
2010-11	34-0	351	10.3	55-84	.655	0-0	.000	15-29	.517	53-53-106	3.1	51-0	11	11	18	8	125	3.7
2011-12	25-23	685	27.4	110-180	.611	0-0	.000	78-109	.716	99-130-229	9.2	65-3	20	39	39	17	298	11.9
TOTAL	80-23	1147	14.3	173-284	.609	0-0	.000	97-150	.647	174-198-372	4.7	135-4	32	54	62	28	443	5.5

Career BIG EAST Statistics

Season	GP-GS	Min	Avg	FG-A	Pct	3FG-A	Pct	FT-A	Pct	O-D-TOT	Avg	PF-FO	Ast	TO	Blk	Stl	Pts	Avg
2009-10	9-0	59	6.6	4-6	.667	0-0	.000	1-4	.250	7-8-15	1.7	14-1	0	1	2	2	9	1.0
2010-11	18-0	177	9.8	25-40	.625	0-0	.000	4-11	.364	23-27-50	2.8	23-0	5	4	8	3	54	3.0
2011-12	13-13	422	32.5	70-116	.603	0-0	.000	44-64	.688	62-75-137	10.5	37-2	9	21	23	8	184	14.2
TOTAL	40-13	658	16.5	99-162	.611	0-0	.000	49-79	.620	92-110-202	5.1	74-3	14	26	33	13	247	6.2

Game #25 Notre Dame 84, DePaul 76
Notre Dame, Ind. (Purcell Pavilion)
February 11, 2012 • BIG EAST

DePaul	FG-A	3FG-A	FT-A	REB	PF	TP	A	TO	BK	ST	MIN
Cleveland Melvin	7-18	0-1	2-5	4-2-6	0	16	1	1	1	0	34
Jamee Crockett	5-11	3-6	0-0	0-0-0	2	13	2	2	0	0	30
Derrell Robertson	0-0	0-0	0-0	0-2-2	3	0	1	0	0	1	5
Worrel Clahar	2-4	1-1	0-0	1-0-1	0	5	4	2	0	1	17
Charles McKinney	1-4	0-0	0-0	0-0-0	1	2	1	0	0	0	15
Jeremiah Kelly	6-7	3-4	2-2	0-2-2	2	17	4	0	0	1	30
Brandon Young	5-14	1-3	2-2	0-3-3	4	13	3	1	0	1	29
Donnavan Kirk	3-5	1-1	1-1	2-3-5	2	8	0	1	2	2	29
Krys Faber	1-1	0-0	0-0	0-1-1	1	2	0	0	0	0	11
Team				2-1-3	1						
Totals	30-64	9-16	7-10	9-14-23	16	76	16	7	3	6	200
Total FG%	1st Half: 14-31, 45.2%			2nd Half: 16-33, 48.5%				Game: 46.9%			
3-PT FG%	1st Half: 3-7, 42.9%			2nd Half: 6-9, 66.7%				Game: 56.3%			
FT %	1st Half: 3-5, 60.0%			2nd Half: 4-5, 80.0%				Game: 70.0%			
Deadball Rebounds:	1										

Notre Dame	FG-A	3FG-A	FT-A	REB	PF	TP	A	TO	BK	ST	MIN
Jack Cooley	10-12	0-0	2-2	2-12-14	3	22	1	0	4	0	36
Eric Atkins	5-9	1-4	3-4	1-3-4	1	14	6	4	1	3	40
Scott Martin	3-10	0-3	1-2	0-4-4	2	7	3	2	0	0	40
Jerian Grant	6-10	2-5	8-8	0-2-2	0	22	5	2	0	0	36
Pat Connaughton	4-5	1-2	0-0	1-3-4	3	9	2	2	0	1	25
Alex Dragicevich	2-4	2-2	2-2	1-1-2	0	8	1	0	0	0	17
Tom Knight	0-1	0-0	0-0	0-0-0	1	0	0	1	0	0	3
Joey Brooks	1-1	0-0	0-0	1-0-1	1	2	0	1	0	0	3
Team				2-0-2							
Totals	31-52	6-16	16-18	8-25-33	11	84	18	12	5	4	200
Total FG%	1st Half: 15-28, 53.6%			2nd Half: 16-24, 66.7%				Game: 59.6%			
3-PT FG%	1st Half: 2-8, 25.0%			2nd Half: 4-8, 50.0%				Game: 37.5%			
FT %	1st Half: 2-2, 100.0%			2nd Half: 14-16, 87.5%				Game: 88.9%			
Deadball Rebounds:	1										

SCORE BY PERIODS

	1	2	F
DePaul	34	42	76
Notre Dame	34	50	84

OFFICIALS: Pat Driscoll, Earl Walton, Bill McCarthy
TECHNICALS: DePaul - TEAM. Notre Dame - None.
ATTENDANCE: 9,149

Notes: This was the 102nd meeting between the two teams ... Notre Dame won its seventh straight in the series and is 8-2 against the Blue Demons in the last 10 games ... DePaul is 0-5 in its last five games at Notre Dame ... The win marked the sixth straight conference win for the Irish — the third longest BIG EAST win streak for an Irish team ... The 84 points were the most for the Irish in a BIG EAST game this season ... Notre Dame's 59.6 percent shooting was the best in a conference game this season ... Jack Cooley registered his eighth double-double of the season and sixth in conference play ... His 22 points matched a career high and were the most scored by him in a BIG EAST game ... It also marked the fourth time in his career with 20-plus points ... Cooley now has 10 games with 10-plus rebounds ... Cooley's four blocked shots matched a career high ... His 14 rebounds also equaled a career high in a conference game ... Cooley's 10 field goals were a personal best ... Eric Atkins registered double figures for the 16th time and eighth time in BIG EAST play ... Jerian Grant's 22 points were a career high as he scored in double figures for the 20th time ... The Irish won for the 32nd time in 33 outings at Purcell Pavilion.

Game #26 #23/25 Notre Dame 71, Rutgers 53
Notre Dame, Ind. (Purcell Pavilion)
February 15, 2012 • BIG EAST

Rutgers	FG-A	3FG-A	FT-A	REB	PF	TP	A	TO	BK	ST	MIN
Kadeem Jack	0-5	0-0	0-0	2-0-2	2	0	0	1	2	0	17
Gilvydas Biruta	3-7	0-1	0-0	1-2-3	1	6	1	3	1	0	24
Jerome Seagears	1-3	0-1	2-2	3-1-4	3	4	2	1	0	0	27
Eli Carter	4-8	1-3	1-2	0-1-1	4	10	0	4	0	1	24
Dane Miller	5-14	0-3	1-3	2-10-12	3	11	1	1	0	2	30
Myles Mack	2-7	1-3	2-3	0-2-2	2	7	2	1	0	0	26
Mike Poole	4-7	1-2	0-0	1-2-3	3	9	2	1	2	1	26
Derrick Randall	1-1	0-0	0-0	1-2-3	1	2	0	0	0	0	10
Austin Johnson	0-0	0-0	0-0	0-0-0	3	0	0	1	0	0	4
Charlie Rigoglioso	1-1	0-0	0-0	1-1-2	0	2	1	0	0	0	4
Greg Lewis	0-0	0-0	0-0	0-1-1	4	0	1	0	0	0	5
Mike Kuhn	1-3	0-1	0-0	0-0-0	0	2	0	0	0	1	3
Team				1-1-2							
Totals	22-56	3-14	6-10	12-23-35	26	53	10	13	5	5	200
Total FG%	1st Half: 12-29, 41.4%			2nd Half: 10-27, 37.0%				Game: 39.3%			
3-PT FG%	1st Half: 1-6, 16.7%			2nd Half: 2-8, 25.0%				Game: 21.4%			
FT %	1st Half: 3-7, 42.9%			2nd Half: 3-3, 100.0%				Game: 60.0%			
Deadball Rebounds:	2										

Notre Dame	FG-A	3FG-A	FT-A	REB	PF	TP	A	TO	BK	ST	MIN
Jack Cooley	8-13	0-0	6-9	8-10-18	2	22	1	3	1	0	32
Eric Atkins	2-9	1-2	5-7	0-2-2	0	10	8	0	0	1	39
Scott Martin	1-5	0-1	5-6	1-1-2	3	7	3	0	0	0	38
Jerian Grant	2-5	1-2	6-6	0-2-2	2	11	3	3	0	1	36
Pat Connaughton	3-7	3-6	1-1	0-5-5	1	10	0	1	0	0	22
Patrick Crowley	0-1	0-0	0-0	0-0-0	0	0	0	0	0	0	1
Alex Dragicevich	3-7	2-5	0-0	1-0-1	3	8	1	1	0	0	25
Tom Knight	0-0	0-0	1-2	1-0-1	0	1	0	1	0	0	3
Joey Brooks	1-3	0-0	0-1	0-1-1	0	2	0	0	0	0	3
Mike Broghammer	0-0	0-0	0-0	0-0-0	2	0	0	0	0	0	1
Team				2-3-5							
Totals	20-50	7-16	24-32	13-24-37	13	71	16	9	1	2	200
Total FG%	1st Half: 8-27, 29.6%			2nd Half: 12-23, 52.2%				Game: 40.0%			
3-PT FG%	1st Half: 6-13, 46.2%			2nd Half: 1-3, 33.3%				Game: 43.8%			
FT %	1st Half: 11-14, 78.6%			2nd Half: 13-18, 72.2%				Game: 75.0%			
Deadball Rebounds:	2										

SCORE BY PERIODS

	1	2	F
Rutgers	28	25	53
Notre Dame	33	38	71

OFFICIALS: Karl Hess, Les Jones, Wally Rutecki
TECHNICALS: Rutgers - None. Notre Dame - None.
ATTENDANCE: 7,557

Notes: Notre Dame improved to 18-13 all-time against the Scarlet Knights and has won seven of the last nine meetings ... Rutgers is winless in its last eight games at Purcell Pavilion with its last win coming on Jan. 23, 1999 ... The win was the seventh straight for the Irish in BIG EAST play, matching the second-longest conference win streak in program history ... Notre Dame reached 10 league wins for the eighth time in 12 seasons and third consecutive year and clinched a winning record for the 10th time during that span ... Jack Cooley produced his third straight double-double and ninth of the season ... His 22 points tied a career high and his 18 rebounds were a personal best ... Cooley became the first Notre Dame player to score 20-plus points in three consecutive games since Ben Hansbrough in 2010-11 and the first to record three straight double-doubles since Luke Harangody in 2009-10 ... Notre Dame's 24 makes from the free-throw line matched a season high in league play ... The nine turnovers by the Irish marked the 10th time (fourth in BIG EAST play) that Notre Dame had 10 or fewer turnovers in a game ... The Irish improved to 12-0 when outrebounding their opponents.

2011-12 Notre Dame Men's Basketball
 Notre Dame Combined Team Statistics (as of Feb 15, 2012)
 All games

RECORD:	OVERALL	HOME	AWAY	NEUTRAL
ALL GAMES	18-8	14-1	4-3	0-4
CONFERENCE	10-3	6-1	4-2	0-0
NON-CONFERENCE	8-5	8-0	0-1	0-4

##	Player	gp-gs	Total		3-Point		F-Throw		Rebounds				pf	dq	a	to	blk	stl	pts	avg				
			min	avg	fg-fga	fg%	3fg-fga	3fg%	ft-fa	ft%	off	def									tot	avg		
21	ABROMAITIS, Tim	2-2	76	38.0	10-30	.333	0-11	.000	8-9	.889	2	12	14	7.0	7	1	5	6	0	1	28	14.0		
22	GRANT, Jerian	26-25	916	35.2	98-238	.412	41-114	.360	100-123	.813	12	67	79	3.0	43	0	124	42	6	33	337	13.0		
00	ATKINS, Eric	24-24	903	37.6	95-236	.403	37-93	.398	80-105	.762	16	62	78	3.3	40	1	91	52	1	29	307	12.8		
45	COOLEY, Jack	25-23	685	27.4	110-180	.611	0-0	.000	78-109	.716	99	130	229	9.2	65	3	20	39	39	17	298	11.9		
14	MARTIN, Scott	25-25	851	34.0	84-220	.382	22-92	.239	35-51	.686	22	120	142	5.7	64	1	42	43	12	22	225	9.0		
12	DRAGICEVICH, Alex	26-10	570	21.9	63-157	.401	31-94	.330	33-46	.717	10	42	52	2.0	29	0	35	22	9	4	190	7.3		
24	CONNAUGHTON, Pat	26-10	593	22.8	62-144	.431	30-84	.357	23-31	.742	22	90	112	4.3	35	0	19	21	5	9	177	6.8		
32	BROOKS, Joey	24-8	315	13.1	31-75	.413	7-15	.467	27-46	.587	16	39	55	2.3	32	1	20	18	3	4	96	4.0		
25	KNIGHT, Tom	22-3	202	9.2	27-56	.482	0-0	.000	12-20	.600	14	15	29	1.3	24	0	10	10	12	5	66	3.0		
33	BROGHAMMER, Mike	21-0	126	6.0	18-28	.643	0-0	.000	3-15	.200	14	19	33	1.6	23	1	7	7	9	4	39	1.9		
04	CROWLEY, Patrick	10-0	13	1.3	2-9	.222	1-3	.333	0-0	.000	1	1	2	0.2	0	0	1	1	0	1	5	0.5		
Team											37	35	72											
Total.....		26	5250	600-1373		.437	169-506	.334	399-555	.719	265	632	897	34.5	362	8	374	268	96	129	1768	68.0		
Opponents.....		26	5250	606-1484		.408	131-421	.311	265-375	.707	291	600	891	34.3	486	-	316	279	70	147	1610	61.9		

TEAM STATISTICS	ND	OPP	Date	Opponent	Score	Att.
SCORING	1768	1610	11-12-11	MISS. VALLEY STATE	w 80-67	7087
Points per game	68.0	61.9	@ 11-14-11	DETROIT	w 59-53	6720
Scoring margin	+6.1	-	@ 11-16-11	SAM HOUSTON STATE	w 74-41	6614
FIELD GOALS-ATT	600-1373	606-1484	11-18-11	DELAWARE STATE	w 93-69	8826
Field goal pct	.437	.408	@ 11-21-11	vs Missouri	L 58-87	11436
3 POINT FG-ATT	169-506	131-421	@ 11-22-11	vs Georgia	L 57-61	10747
3-point FG pct	.334	.311	11-27-11	BRYANT	w 84-59	7138
3-pt FG made per game	6.5	5.0	11-30-11	at GONZAGA BULLDOGS	L 53-73	6000
FREE THROWS-ATT	399-555	265-375	\$ 12-4-11	vs Maryland	L 71-78	10714
Free throw pct	.719	.707	12-08-11	MAINE	w 87-78	7024
F-Throws made per game	15.3	10.2	12-10-11	DARTMOUTH	w 65-47	7651
REBOUNDS	897	891	^ 12-17-11	vs Indiana	L 58-69	19064
Rebounds per game	34.5	34.3	12-19-11	SACRED HEART	w 106-65	7042
Rebounding margin	+0.2	-	* 12-27-11	PITTSBURGH	w 72-59	8231
ASSISTS	374	316	* 1-4-12	at Cincinnati	L 55-71	10142
Assists per game	14.4	12.2	* 1-7-12	at LOUISVILLE	wo2 67-65	22687
TURNOVERS	268	279	* 1-10-12	USF	w 60-49	8075
Turnovers per game	10.3	10.7	* 1-14-12	CONNECTICUT	L 53-67	9149
Turnover margin	+0.4	-	* 1-16-12	at RUTGERS	L 58-65	6334
Assist/turnover ratio	1.4	1.1	* 1-21-12	SYRACUSE	w 67-58	9149
STEALS	129	147	* 1-25-12	at Seton Hall	w 55-42	8421
Steals per game	5.0	5.7	* 1-29-12	at Connecticut	w 50-48	16294
BLOCKS	96	70	* 2-4-12	MARQUETTE	w 76-59	9149
Blocks per game	3.7	2.7	* 2-8-12	at WEST VIRGINIA	w 55-51	9258
ATTENDANCE	118561	131097	* 2-11-12	DEPAUL	w 84-76	9149
Home games-Avg/Game	15-7904	7-11305	* 2-15-12	RUTGERS	w 71-53	7557
Neutral site-Avg/Game	-	4-12990				

Score by Periods	1st	2nd	OT	OT2	Totals
Notre Dame	815	936	8	9	1768
Opponents	757	838	8	7	1610

@ = CBE Classic
 \$ = BB&T Classic
 ^ = Crossroads Classic
 * = Conference game

2011-12 Notre Dame Men's Basketball
 Notre Dame Combined Team Statistics (as of Feb 15, 2012)
 Conference games

RECORD:	OVERALL	HOME	AWAY	NEUTRAL
ALL GAMES	10-3	6-1	4-2	0-0
CONFERENCE	10-3	6-1	4-2	0-0
NON-CONFERENCE	0-0	0-0	0-0	0-0

##	Player	gp-gs	min	avg	Total		3-Point		F-Throw		Rebounds				pf	dq	a	to	blk	stl	pts	avg		
					fg-fga	fg%	3fg-fga	3fg%	ft-fta	ft%	off	def	tot	avg										
45	COOLEY, Jack	13-13	422	32.5	70-116	.603	0-0	.000	44-64	.688	62	75	137	10.5	37	2	9	21	23	8	184	14.2		
22	GRANT, Jerian	13-13	488	37.5	48-134	.358	23-70	.329	53-64	.828	6	24	30	2.3	23	0	67	25	3	17	172	13.2		
00	ATKINS, Eric	13-13	508	39.1	49-127	.386	20-59	.339	36-50	.720	9	39	48	3.7	22	1	47	25	1	15	154	11.8		
14	MARTIN, Scott	13-13	492	37.8	47-117	.402	10-45	.222	12-16	.750	14	71	85	6.5	33	0	28	23	7	11	116	8.9		
12	DRAGICEVICH, Alex	13-5	277	21.3	28-76	.368	13-41	.317	13-18	.722	5	16	21	1.6	15	0	15	10	2	3	82	6.3		
24	CONNAUGHTON, Pat	13-7	275	21.2	29-67	.433	16-46	.348	4-6	.667	9	46	55	4.2	21	0	9	13	4	4	78	6.0		
25	KNIGHT, Tom	11-0	74	6.7	8-18	.444	0-0	.000	1-3	.333	9	5	14	1.3	9	0	1	6	5	0	17	1.5		
32	BROOKS, Joey	12-1	91	7.6	5-16	.313	2-5	.400	5-11	.455	7	12	19	1.6	10	1	3	8	0	1	17	1.4		
33	BROGHAMMER, Mike	8-0	22	2.8	1-3	.333	0-0	.000	1-4	.250	1	2	3	0.4	6	0	0	1	2	0	3	0.4		
04	CROWLEY, Patrick	4-0	1	0.3	0-1	.000	0-0	.000	0-0	.000	0	0	0	0.0	0	0	0	0	0	0	0	0.0		
Team											19	17	36											
Total.....		13	2650	285-675		.422	84-266	.316	169-236	.716	141	307	448	34.5	176	4	179	138	47	59	823	63.3		
Opponents.....		13	2650	294-732		.402	51-203	.251	122-178	.685	155	292	447	34.4	229	-	147	130	37	82	763	58.7		

TEAM STATISTICS	ND	OPP	Date	Opponent	Score	Att.
SCORING	823	763	* 12-27-11	PITTSBURGH	w 72-59	8231
Points per game	63.3	58.7	* 1-4-12	at Cincinnati	L 55-71	10142
Scoring margin	+4.6	-	* 1-7-12	at LOUISVILLE	Wo2 67-65	22687
FIELD GOALS-ATT	285-675	294-732	* 1-10-12	USF	w 60-49	8075
Field goal pct	.422	.402	* 1-14-12	CONNECTICUT	L 53-67	9149
3 POINT FG-ATT	84-266	51-203	* 1-16-12	at RUTGERS	L 58-65	6334
3-point FG pct	.316	.251	* 1-21-12	SYRACUSE	w 67-58	9149
3-pt FG made per game	6.5	3.9	* 1-25-12	at Seton Hall	w 55-42	8421
FREE THROWS-ATT	169-236	122-178	* 1-29-12	at Connecticut	w 50-48	16294
Free throw pct	.716	.685	* 2-4-12	MARQUETTE	w 76-59	9149
F-Throws made per game	13.0	9.4	* 2-8-12	at WEST VIRGINIA	w 55-51	9258
REBOUNDS	448	447	* 2-11-12	DEPAUL	w 84-76	9149
Rebounds per game	34.5	34.4	* 2-15-12	RUTGERS	w 71-53	7557
Rebounding margin	+0.1	-				
ASSISTS	179	147	@ = CBE Classic			
Assists per game	13.8	11.3	\$ = BB&T Classic			
TURNOVERS	138	130	^ = Crossroads Classic			
Turnovers per game	10.6	10.0	* = Conference game			
Turnover margin	-0.6	-				
Assist/turnover ratio	1.3	1.1				
STEALS	59	82				
Steals per game	4.5	6.3				
BLOCKS	47	37				
Blocks per game	3.6	2.8				
ATTENDANCE	60459	73136				
Home games-Avg/Game	7-8637	6-12189				
Neutral site-Avg/Game	-	0-0				

Score by Periods	1st	2nd	OT	OT2	Totals
Notre Dame	354	452	8	9	823
Opponents	341	407	8	7	763

2011-12 Notre Dame Men's Basketball
 Notre Dame Season Schedule/Results & Leaders (as of Feb 15, 2012)
 All games

RECORD:	OVERALL	HOME	AWAY	NEUTRAL
ALL GAMES	18-8	14-1	4-3	0-4
CONFERENCE	10-3	6-1	4-2	0-0
NON-CONFERENCE	8-5	8-0	0-1	0-4

Date	Opponent	Score	Att.	High Points	High Rebounds
11-12-11	MISS. VALLEY STATE	w 80-67	7087	(27)ATKINS, Eric	(10)COOLEY, Jack
11-14-11	@DETROIT	w 59-53	6720	(13)BROOKS, Joey (13)ATKINS, Eric	(9)CONNAUGHTON, Pat (9)BROOKS, Joey
11-16-11	@SAM HOUSTON STATE	w 74-41	6614	(24)CONNAUGHTON, Pat	(6)GRANT, Jerian (6)COOLEY, Jack
11-18-11	DELAWARE STATE	w 93-69	8826	(23)MARTIN, Scott	(17)COOLEY, Jack
11-21-11	@vs Missouri	58-87 L	11436	(22)ABROMAITIS, Tim	(8)ABROMAITIS, Tim
11-22-11	@vs Georgia	57-61 L	10747	(20)GRANT, Jerian	(6)COOLEY, Jack (6)ABROMAITIS, Tim
11-27-11	BRYANT	w 84-59	7138	(18)ATKINS, Eric	(11)GRANT, Jerian
11-30-11	at GONZAGA BULLDOGS	53-73 L	6000	(16)GRANT, Jerian	(6)COOLEY, Jack
12-4-11	\$vs Maryland	71-78 L	10714	(20)GRANT, Jerian	(7)BROGHAMMER, Mike
12-08-11	*MAINE	w 87-78	7024	(26)ATKINS, Eric	(14)COOLEY, Jack
12-10-11	DARTMOUTH	w 65-47	7651	(22)COOLEY, Jack	(9)COOLEY, Jack
12-17-11	^vs Indiana	58-69 L	19064	(15)ATKINS, Eric	(7)MARTIN, Scott
12-19-11	SACRED HEART	w 106-65	7042	(19)COOLEY, Jack	(8)COOLEY, Jack
12-27-11	*PITTSBURGH	w 72-59	8231	(22)DRAGICEVICH, Alex	(14)COOLEY, Jack
1-4-12	*at Cincinnati	55-71 L	10142	(17)GRANT, Jerian	(11)COOLEY, Jack
1-7-12	*at LOUISVILLE	w 67-65	22687	(18)COOLEY, Jack	(12)MARTIN, Scott
1-10-12	*USF	w 60-49	8075	(16)COOLEY, Jack	(13)MARTIN, Scott
1-14-12	*CONNECTICUT	53-67 L	9149	(20)ATKINS, Eric	(9)MARTIN, Scott
1-16-12	*at RUTGERS	58-65 L	6334	(15)ATKINS, Eric	(9)COOLEY, Jack
1-21-12	*SYRACUSE	w 67-58	9149	(17)COOLEY, Jack	(10)COOLEY, Jack
1-25-12	*at Seton Hall	w 55-42	8421	(15)GRANT, Jerian	(11)COOLEY, Jack
1-29-12	*at Connecticut	w 50-48	16294	(13)ATKINS, Eric	(7)COOLEY, Jack (7)MARTIN, Scott
2-4-12	*MARQUETTE	w 76-59	9149	(23)CONNAUGHTON, Pat	(11)CONNAUGHTON, Pat
2-8-12	*at WEST VIRGINIA	w 55-51	9258	(21)COOLEY, Jack	(12)COOLEY, Jack
2-11-12	*DEPAUL	w 84-76	9149	(22)COOLEY, Jack (22)GRANT, Jerian	(14)COOLEY, Jack
2-15-12	*RUTGERS	w 71-53	7557	(22)COOLEY, Jack	(18)COOLEY, Jack

@ = CBE Classic
 \$ = BB&T Classic
 ^ = Crossroads Classic
 * = Conference game

Attendance Summary	Games	Attend	Avg/Game
Home	15	118561	7904
Away	7	79136	11305
Neutral	4	51961	12990
Total	26	249658	9602

2011-12 Notre Dame Men's Basketball
 Notre Dame Extended Season Box Score (as of Feb 15, 2012)
 All games

RECORD:	OVERALL	HOME	AWAY	NEUTRAL
ALL GAMES	18-8	14-1	4-3	0-4
CONFERENCE	10-3	6-1	4-2	0-0
NON-CONFERENCE	8-5	8-0	0-1	0-4

##	Player	gp-gs	min	avg	Total		3-Point		F-Throw		Rebounds				pf	dq	a	a/g	to	to/g	a/to	blk	blk/g	stl	stl/g	pts	avg
					fg-fga	fg%	3fg-fga	3fg%	ft-fa	ft%	off	def	tot	avg													
21	ABROMAITIS, Tim	2-2	76	38.0	10-30	.333	0-11	.000	8-9	.889	2	12	14	7.0	7	1	5	2.50	6	3.00	0.83	0	0.00	1	0.50	28	14.0
22	GRANT, Jerian	26-25	916	35.2	98-238	.412	41-114	.360	100-123	.813	12	67	79	3.0	43	0	124	4.77	42	1.62	2.95	6	0.23	33	1.27	337	13.0
00	ATKINS, Eric	24-24	903	37.6	95-236	.403	37-93	.398	80-105	.762	16	62	78	3.3	40	1	91	3.79	52	2.17	1.75	1	0.04	29	1.21	307	12.8
45	COOLEY, Jack	25-23	685	27.4	110-180	.611	0-0	.000	78-109	.716	99	130	229	9.2	65	3	20	0.80	39	1.56	0.51	39	1.56	17	0.68	298	11.9
14	MARTIN, Scott	25-25	851	34.0	84-220	.382	22-92	.239	35-51	.686	22	120	142	5.7	64	1	42	1.68	43	1.72	0.98	12	0.48	22	0.88	225	9.0
12	DRAGICEVICH, Alex	26-10	570	21.9	63-157	.401	31-94	.330	33-46	.717	10	42	52	2.0	29	0	35	1.35	22	0.85	1.59	9	0.35	4	0.15	190	7.3
24	CONNAUGHTON, Pat	26-10	593	22.8	62-144	.431	30-84	.357	23-31	.742	22	90	112	4.3	35	0	19	0.73	21	0.81	0.90	5	0.19	9	0.35	177	6.8
32	BROOKS, Joey	24-8	315	13.1	31-75	.413	7-15	.467	27-46	.587	16	39	55	2.3	32	1	20	0.83	18	0.75	1.11	3	0.13	4	0.17	96	4.0
25	KNIGHT, Tom	22-3	202	9.2	27-56	.482	0-0	.000	12-20	.600	14	15	29	1.3	24	0	10	0.45	10	0.45	1.00	12	0.55	5	0.23	66	3.0
33	BROGHAMMER, Mike	21-0	126	6.0	18-28	.643	0-0	.000	3-15	.200	14	19	33	1.6	23	1	7	0.33	7	0.33	1.00	9	0.43	4	0.19	39	1.9
04	CROWLEY, Patrick	10-0	13	1.3	2-9	.222	1-3	.333	0-0	.000	1	1	2	0.2	0	0	1	0.10	1	0.10	1.00	0	0.00	1	0.10	5	0.5
Total.....		26	5250		600-1373	.437	169-506	.334	399-555	.719	265	632	897	34.5	362	8	374	14.38	268	10.31	1.40	96	3.69	129	4.96	1768	68.0
Opponents.....		26	5250		606-1484	.408	131-421	.311	265-375	.707	291	600	891	34.3	486	-	316	12.15	279	10.73	1.13	70	2.69	147	5.65	1610	61.9

Score by Periods	1st	2nd	OT	OT2	Totals
Notre Dame	815	936	8	9	1768
Opponents	757	838	8	7	1610

2011-12 Notre Dame Men's Basketball
 Notre Dame Overall Team Statistics (as of Feb 15, 2012)
 All games

TEAM STATISTICS	ND	OPP
SCORING	1768	1610
Points per game	68.0	61.9
Scoring margin	+6.1	-
FIELD GOALS-ATT	600-1373	606-1484
Field goal pct	.437	.408
3 POINT FG-ATT	169-506	131-421
3-point FG pct	.334	.311
3-pt FG made per game	6.5	5.0
FREE THROWS-ATT	399-555	265-375
Free throw pct	.719	.707
F-Throws made per game	15.3	10.2
REBOUNDS	897	891
Rebounds per game	34.5	34.3
Rebounding margin	+0.2	-
ASSISTS	374	316
Assists per game	14.4	12.2
TURNOVERS	268	279
Turnovers per game	10.3	10.7
Turnover margin	+0.4	-
Assist/turnover ratio	1.4	1.1
STEALS	129	147
Steals per game	5.0	5.7
BLOCKS	96	70
Blocks per game	3.7	2.7
WINNING STREAK	7	-
Home win streak	4	-
ATTENDANCE	118561	131097
Home games-Avg/Game	15-7904	7-11305
Neutral site-Avg/Game	-	4-12990

Score by Periods	1st	2nd	OT	OT2	Totals
Notre Dame	815	936	8	9	1768
Opponents	757	838	8	7	1610

2011-12 Notre Dame Men's Basketball
 Notre Dame Team Game-by-Game Comparison (as of Feb 15, 2012)
 All games

Opponent	1st	2nd	Score	Mar	Total FG	FG Pct	3-Pointers	3FG Pct	Free Throws	FT Pct	Rebounds	Assist	T/Over	Block	Steal	Fouls
MISS. VALLEY STATE	38/30	42/37	80-67	+13	24-54/28-63	.444/.444	8-19/8-23	.421/.348	24-29/3-8	.828/.375	39/30 +9	19/16	11/12	2/0	5/5	12/23
DETROIT	28/31	31/22	59-53	+6	19-47/21-68	.404/.309	4-15/6-21	.267/.286	17-31/5-8	.548/.625	42/44 (2)	12/13	13/12	3/7	4/5	12/26
SAM HOUSTON STATE	38/16	36/25	74-41	+33	27-51/18-53	.529/.340	10-19/3-15	.526/.200	10-20/2-5	.500/.400	32/34 (2)	21/11	9/18	3/1	10/3	10/17
DELAWARE STATE	43/30	50/39	93-69	+24	30-61/22-54	.492/.407	11-23/8-17	.478/.471	22-28/17-26	.786/.654	46/24 +22	20/12	9/8	1/7	1/6	17/22
Missouri	37/52	21/35	58-87	(29)	20-54/32-55	.370/.582	4-16/5-11	.250/.455	14-19/18-21	.737/.857	24/38 (14)	8/12	13/8	1/5	5/10	16/17
Georgia	29/31	28/30	57-61	(4)	16-46/22-53	.348/.415	4-20/12-26	.200/.462	21-28/5-11	.750/.455	23/37 (14)	7/14	8/14	3/3	7/5	16/22
BRYANT	47/28	37/31	84-59	+25	31-64/23-65	.484/.354	11-25/6-26	.440/.231	11-15/7-11	.733/.636	46/33 +13	24/12	10/9	3/1	4/4	11/14
GONZAGA BULLDOGS	22/35	31/38	53-73	(20)	20-52/28-61	.385/.459	2-14/6-15	.143/.400	11-18/11-15	.611/.733	32/40 (8)	6/16	17/13	3/3	8/10	16/17
Maryland	30/35	41/43	71-78	(7)	24-55/23-54	.436/.426	7-21/7-10	.333/.700	16-22/25-35	.727/.714	30/40 (10)	10/9	7/8	4/2	3/1	22/16
MAINE	44/41	43/37	87-78	+9	29-56/34-63	.518/.540	8-20/6-16	.400/.375	21-28/4-5	.750/.800	34/26 +8	18/19	10/9	5/0	3/7	8/20
DARTMOUTH	37/24	28/23	65-47	+18	24-59/15-50	.407/.300	3-20/4-14	.150/.286	14-15/13-15	.933/.867	36/34 +2	16/10	7/15	11/1	8/4	15/15
Indiana	20/26	38/43	58-69	(11)	16-42/24-57	.381/.421	4-11/3-7	.364/.429	22-32/18-22	.688/.818	28/40 (12)	9/9	12/11	5/2	6/4	20/25
SACRED HEART	48/37	58/28	106-65	+41	35-57/22-56	.614/.393	9-17/6-17	.529/.353	27-34/15-15	.794/1000	37/24 +13	25/16	4/12	5/1	6/1	11/23
PITTSBURGH	25/26	47/33	72-59	+13	27-53/24-60	.509/.400	7-19/1-14	.368/.071	11-18/10-14	.611/.714	30/39 (9)	18/14	6/9	4/1	5/4	14/20
Cincinnati	21/31	34/40	55-71	(16)	21-63/25-57	.333/.439	5-28/8-27	.179/.296	8-11/13-18	.727/.722	38/38 -	11/13	13/9	4/4	4/11	14/15
LOUISVILLE	24/28	26/22	67-65	+2	20-63/22-52	.317/.423	5-26/4-13	.192/.308	22-29/17-27	.759/.630	40/42 (2)	10/9	11/18	3/5	7/8	20/25
USF	30/24	30/25	60-49	+11	24-50/21-55	.480/.382	5-14/1-13	.357/.077	7-11/6-7	.636/.857	29/35 (6)	16/4	10/13	4/1	8/7	8/12
CONNECTICUT	25/24	28/43	53-67	(14)	21-65/25-54	.323/.463	6-26/2-12	.231/.167	5-8/15-18	.625/.833	33/43 (10)	9/13	8/10	1/5	3/5	16/12
RUTGERS	31/39	27/26	58-65	(7)	23-52/24-55	.442/.436	7-20/7-15	.350/.467	5-13/10-14	.385/.714	32/34 (2)	13/14	11/10	4/4	5/5	14/19
SYRACUSE	35/23	32/35	67-58	+9	20-40/18-53	.500/.340	8-16/7-23	.500/.304	19-27/13-19	.704/.684	38/25 +13	17/13	17/9	3/2	2/9	14/21
Seton Hall	19/18	36/24	55-42	+13	13-37/15-57	.351/.263	5-19/2-14	.263/.143	24-32/10-19	.750/.526	39/38 +1	8/4	13/12	6/2	5/9	17/23
Connecticut	21/24	29/24	50-48	+2	17-47/19-47	.362/.404	7-22/3-13	.318/.231	9-12/7-10	.750/.700	33/29 +4	13/9	10/9	3/4	4/5	13/14
MARQUETTE	30/26	46/33	76-59	+17	28-56/25-64	.500/.391	11-23/2-13	.478/.154	9-11/7-9	.818/.778	35/33 +2	22/16	13/8	7/1	7/7	11/14
WEST VIRGINIA	26/16	29/35	55-51	+4	20-47/24-58	.426/.414	5-21/2-16	.238/.125	10-14/1-3	.714/.333	31/33 (2)	8/12	5/3	2/0	3/1	11/12
DEPAUL	34/34	50/42	84-76	+8	31-52/30-64	.596/.469	6-16/9-16	.375/.563	16-18/7-10	.889/.700	33/23 +10	18/16	12/7	5/3	4/6	11/16
RUTGERS	33/28	38/25	71-53	+18	20-50/22-56	.400/.393	7-16/3-14	.438/.214	24-32/6-10	.750/.600	37/35 +2	16/10	9/13	1/5	2/5	13/26

Note: Game totals are displayed in the format TEAM/OPPONENT for each category

2011-12 Notre Dame Men's Basketball
 Notre Dame Points-Rebounds-Assists (as of Feb 15, 2012)
 All games

Opponent	Date	Score		00	04	12	14	21	22	24
				ATKINS,ERI	CROWLEY,PA	DRAGICEVIC	MARTIN,SCO	ABROMAITIS	GRANT,JERI	CONNAUGHTO
MISS. VALLEY STATE	11-12-11	80-67	w	27-4-6	0-0-0	7-4-2	15-5-2	DNP	11-2-5	2-4-0
DETROIT	11-14-11	59-53	w	13-2-4	DNP	2-2-1	3-6-0	DNP	11-2-3	10-9-0
SAM HOUSTON STATE	11-16-11	74-41	w	DNP	0-1-0	7-3-3	11-5-1	DNP	17-6-7	24-5-1
DELAWARE STATE	11-18-11	93-69	w	DNP	0-0-0	18-3-7	23-5-3	DNP	17-4-6	9-7-2
vs Missouri	11-21-11	58-87	L	7-1-1	DNP	0-0-0	12-5-1	22-8-3	6-1-2	7-5-0
vs Georgia	11-22-11	57-61	L	12-2-1	DNP	0-0-0	6-3-0	6-6-2	20-5-4	11-0-0
BRYANT	11-27-11	84-59	w	18-4-9	0-0-0	13-4-0	12-8-0	DNP	12-11-7	2-3-3
at GONZAGA BULLDOGS	11-30-11	53-73	L	6-3-1	DNP	3-3-0	1-4-0	DNP	16-1-3	11-3-0
vs Maryland	12-4-11	71-78	L	16-2-2	DNP	8-0-1	7-4-3	DNP	20-4-3	9-6-0
MAINE	12-08-11	87-78	w	26-2-6	DNP	14-2-3	4-0-1	DNP	6-4-2	4-5-0
DARTMOUTH	12-10-11	65-47	w	0-4-3	0-0-0	15-3-2	DNP	DNP	0-3-4	3-4-3
vs Indiana	12-17-11	58-69	L	15-2-2	DNP	9-2-0	6-7-2	DNP	14-4-4	2-4-1
SACRED HEART	12-19-11	106-65	w	13-4-9	5-1-1	12-5-1	9-5-1	DNP	15-2-7	5-2-0
PITTSBURGH	12-27-11	72-59	w	15-5-4	DNP	22-2-0	4-6-2	DNP	15-1-9	2-0-2
at Cincinnati	1-4-12	55-71	L	8-3-2	0-0-0	6-2-1	0-8-2	DNP	17-2-4	5-4-0
at LOUISVILLE	1-7-12	67-65	w	15-8-1	DNP	0-1-1	11-12-3	DNP	17-3-3	0-0-0
USF	1-10-12	60-49	w	0-1-3	0-0-0	7-1-4	15-13-2	DNP	14-1-4	5-1-0
CONNECTICUT	1-14-12	53-67	L	20-3-2	0-0-0	2-0-0	12-9-1	DNP	6-1-5	2-4-0
at RUTGERS	1-16-12	58-65	L	15-2-5	DNP	4-1-0	11-6-1	DNP	9-3-7	7-5-0
SYRACUSE	1-21-12	67-58	w	5-6-5	DNP	9-3-2	13-6-3	DNP	11-2-6	7-7-1
at Seton Hall	1-25-12	55-42	w	14-5-2	DNP	9-1-0	3-5-1	DNP	15-5-4	0-5-0
at Connecticut	1-29-12	50-48	w	13-1-3	DNP	0-1-1	10-7-3	DNP	11-5-6	8-5-0
MARQUETTE	2-4-12	76-59	w	18-4-5	DNP	4-2-1	11-5-4	DNP	12-1-8	23-11-3
at WEST VIRGINIA	2-8-12	55-51	w	7-4-1	DNP	3-4-3	12-2-0	DNP	12-2-3	0-4-1
DEPAUL	2-11-12	84-76	w	14-4-6	DNP	8-2-1	7-4-3	DNP	22-2-5	9-4-2
RUTGERS	2-15-12	71-53	w	10-2-8	0-0-0	8-1-1	7-2-3	DNP	11-2-3	10-5-0

Opponent	Date	Score		25	32	33	45
				KNIGHT,TOM	BROOKS,JOE	BROGHAMME	COOLEY,JAC
MISS. VALLEY STATE	11-12-11	80-67	w	0-2-0	9-4-3	6-2-0	3-10-1
DETROIT	11-14-11	59-53	w	0-1-0	13-9-2	0-0-0	7-8-2
SAM HOUSTON STATE	11-16-11	74-41	w	7-1-2	0-1-1	2-2-2	6-6-4
DELAWARE STATE	11-18-11	93-69	w	6-0-0	DNP	9-5-1	11-17-1
vs Missouri	11-21-11	58-87	L	DNP	4-1-1	0-1-0	0-1-0
vs Georgia	11-22-11	57-61	L	DNP	0-0-0	0-0-0	2-6-0
BRYANT	11-27-11	84-59	w	4-0-1	13-6-2	6-4-1	4-2-1
at GONZAGA BULLDOGS	11-30-11	53-73	L	4-3-1	6-5-1	0-0-0	6-6-0
vs Maryland	12-4-11	71-78	L	4-0-0	7-3-1	0-7-0	DNP
MAINE	12-08-11	87-78	w	7-2-2	2-1-1	2-1-2	22-14-1
DARTMOUTH	12-10-11	65-47	w	8-5-1	13-4-2	4-2-0	22-9-1
vs Indiana	12-17-11	58-69	L	0-0-0	0-0-0	0-0-0	12-5-0
SACRED HEART	12-19-11	106-65	w	9-1-2	12-2-3	7-6-1	19-8-0
PITTSBURGH	12-27-11	72-59	w	6-1-0	0-0-0	0-0-0	8-14-1
at Cincinnati	1-4-12	55-71	L	4-3-0	0-4-2	DNP	15-11-0
at LOUISVILLE	1-7-12	67-65	w	DNP	4-4-1	2-0-0	18-10-1
USF	1-10-12	60-49	w	0-1-0	3-1-0	0-0-0	16-7-3
CONNECTICUT	1-14-12	53-67	L	2-4-0	2-3-0	0-0-0	7-6-1
at RUTGERS	1-16-12	58-65	L	0-0-0	3-2-0	0-1-0	9-9-0
SYRACUSE	1-21-12	67-58	w	4-2-0	1-1-0	DNP	17-10-0
at Seton Hall	1-25-12	55-42	w	0-1-1	0-1-0	1-1-0	13-11-0
at Connecticut	1-29-12	50-48	w	0-0-0	0-1-0	DNP	8-7-0
MARQUETTE	2-4-12	76-59	w	0-1-0	0-0-0	DNP	8-8-1
at WEST VIRGINIA	2-8-12	55-51	w	DNP	DNP	0-1-0	21-12-0
DEPAUL	2-11-12	84-76	w	0-0-0	2-1-0	DNP	22-14-1
RUTGERS	2-15-12	71-53	w	1-1-0	2-1-0	0-0-0	22-18-1

2011-12 Notre Dame Men's Basketball
 Notre Dame Team High/Low Analysis (as of Feb 15, 2012)
 All games

Notre Dame - TEAM GAME HIGHS

POINTS	106	SACRED HEART (12-19-11)
	93	DELAWARE STATE (11-18-11)
	87	MAINE (12-08-11)
	84	DEPAUL (2-11-12)
	84	BRYANT (11-27-11)
FIELD GOALS MADE	35	SACRED HEART (12-19-11)
	31	DEPAUL (2-11-12)
	31	BRYANT (11-27-11)
FIELD GOAL ATTEMPTS	65	CONNECTICUT (1-14-12)
	64	BRYANT (11-27-11)
FIELD GOAL PERCENTAGE	.614 (35-57)	SACRED HEART (12-19-11)
	.596 (31-52)	DEPAUL (2-11-12)
3 PT FIELD GOALS MADE	11	MARQUETTE (2-4-12)
	11	BRYANT (11-27-11)
	11	DELAWARE STATE (11-18-11)
3 PT FG ATTEMPTS	28	at Cincinnati (1-4-12)
	26	CONNECTICUT (1-14-12)
	26	at LOUISVILLE (1-7-12)
3 PT FG PERCENTAGE	.529 (9-17)	SACRED HEART (12-19-11)
	.526 (10-19)	SAM HOUSTON STATE (11-16-11)
FREE THROWS MADE	27	SACRED HEART (12-19-11)
	24	RUTGERS (2-15-12)
	24	at Seton Hall (1-25-12)
	24	MISS. VALLEY STATE (11-12-11)
FREE THROW ATTEMPTS	34	SACRED HEART (12-19-11)
	32	RUTGERS (2-15-12)
	32	at Seton Hall (1-25-12)
	32	vs Indiana (12-17-11)
FREE THROW PERCENTAGE	.933 (14-15)	DARTMOUTH (12-10-11)
	.889 (16-18)	DEPAUL (2-11-12)
REBOUNDS	46	BRYANT (11-27-11)
	46	DELAWARE STATE (11-18-11)
ASSISTS	25	SACRED HEART (12-19-11)
	24	BRYANT (11-27-11)
STEALS	10	SAM HOUSTON STATE (11-16-11)
	8	USF (1-10-12)
	8	DARTMOUTH (12-10-11)
	8	at GONZAGA BULLDOGS (11-30-11)
BLOCKED SHOTS	11	DARTMOUTH (12-10-11)
	7	MARQUETTE (2-4-12)
TURNOVERS	17	SYRACUSE (1-21-12)
	17	at GONZAGA BULLDOGS (11-30-11)
FOULS	22	vs Maryland (12-4-11)
	20	at LOUISVILLE (1-7-12)
	20	vs Indiana (12-17-11)

2011-12 Notre Dame Men's Basketball
 Notre Dame High/Low Analysis (as of Feb 15, 2012)
 All games

Opponent - GAME HIGHS

POINTS	87	vs Missouri (11-21-11)
	78	MAINE (12-08-11)
	78	vs Maryland (12-4-11)
	76	DEPAUL (2-11-12)
	73	at GONZAGA BULLDOGS (11-30-11)
FIELD GOALS MADE	34	MAINE (12-08-11)
	32	vs Missouri (11-21-11)
FIELD GOAL ATTEMPTS	68	DETROIT (11-14-11)
	65	BRYANT (11-27-11)
FIELD GOAL PERCENTAGE	.582 (32-55)	vs Missouri (11-21-11)
	.540 (34-63)	MAINE (12-08-11)
3 PT FIELD GOALS MADE	12	vs Georgia (11-22-11)
	9	DEPAUL (2-11-12)
3 PT FG ATTEMPTS	27	at Cincinnati (1-4-12)
	26	BRYANT (11-27-11)
	26	vs Georgia (11-22-11)
3 PT FG PERCENTAGE	.700 (7-10)	vs Maryland (12-4-11)
	.563 (9-16)	DEPAUL (2-11-12)
FREE THROWS MADE	25	vs Maryland (12-4-11)
	18	vs Indiana (12-17-11)
	18	vs Missouri (11-21-11)
FREE THROW ATTEMPTS	35	vs Maryland (12-4-11)
	27	at LOUISVILLE (1-7-12)
FREE THROW PERCENTAGE	1.000 (15-15)	SACRED HEART (12-19-11)
	.867 (13-15)	DARTMOUTH (12-10-11)
REBOUNDS	44	DETROIT (11-14-11)
	43	CONNECTICUT (1-14-12)
ASSISTS	19	MAINE (12-08-11)
	16	DEPAUL (2-11-12)
	16	MARQUETTE (2-4-12)
	16	SACRED HEART (12-19-11)
	16	at GONZAGA BULLDOGS (11-30-11)
	16	MISS. VALLEY STATE (11-12-11)
STEALS	11	at Cincinnati (1-4-12)
	10	at GONZAGA BULLDOGS (11-30-11)
	10	vs Missouri (11-21-11)
BLOCKED SHOTS	7	DELAWARE STATE (11-18-11)
	7	DETROIT (11-14-11)
TURNOVERS	18	at LOUISVILLE (1-7-12)
	18	SAM HOUSTON STATE (11-16-11)
FOULS	26	RUTGERS (2-15-12)
	26	DETROIT (11-14-11)

2011-12 Notre Dame Men's Basketball
 Notre Dame High/Low Analysis (as of Feb 15, 2012)
 All games

Notre Dame - GAME LOWS

POINTS	50		at Connecticut (1-29-12)
	53		at GONZAGA BULLDOGS (11-30-11)
	53		CONNECTICUT (1-14-12)
	55		at Cincinnati (1-4-12)
	55		at Seton Hall (1-25-12)
	55		at WEST VIRGINIA (2-8-12)
FIELD GOALS MADE	13		at Seton Hall (1-25-12)
	16		vs Georgia (11-22-11)
	16		vs Indiana (12-17-11)
FIELD GOAL ATTEMPTS	37		at Seton Hall (1-25-12)
	40		SYRACUSE (1-21-12)
FIELD GOAL PERCENTAGE	.317	(20-63)	at LOUISVILLE (1-7-12)
	.323	(21-65)	CONNECTICUT (1-14-12)
3 PT FIELD GOALS MADE	2		at GONZAGA BULLDOGS (11-30-11)
	3		DARTMOUTH (12-10-11)
3 PT FG ATTEMPTS	11		vs Indiana (12-17-11)
	14		at GONZAGA BULLDOGS (11-30-11)
	14		USF (1-10-12)
3 PT FG PERCENTAGE	.143	(2-14)	at GONZAGA BULLDOGS (11-30-11)
	.150	(3-20)	DARTMOUTH (12-10-11)
FREE THROWS MADE	5		CONNECTICUT (1-14-12)
	5		at RUTGERS (1-16-12)
FREE THROW ATTEMPTS	8		CONNECTICUT (1-14-12)
	11		at Cincinnati (1-4-12)
	11		USF (1-10-12)
	11		MARQUETTE (2-4-12)
FREE THROW PERCENTAGE	.385	(5-13)	at RUTGERS (1-16-12)
	.500	(10-20)	SAM HOUSTON STATE (11-16-11)
REBOUNDS	23		vs Georgia (11-22-11)
	24		vs Missouri (11-21-11)
ASSISTS	6		at GONZAGA BULLDOGS (11-30-11)
	7		vs Georgia (11-22-11)
STEALS	1		DELAWARE STATE (11-18-11)
	2		SYRACUSE (1-21-12)
	2		RUTGERS (2-15-12)
BLOCKED SHOTS	1		DELAWARE STATE (11-18-11)
	1		vs Missouri (11-21-11)
	1		CONNECTICUT (1-14-12)
	1		RUTGERS (2-15-12)
TURNOVERS	4		SACRED HEART (12-19-11)
	5		at WEST VIRGINIA (2-8-12)
FOULS	8		MAINE (12-08-11)
	8		USF (1-10-12)

2011-12 Notre Dame Men's Basketball
 Notre Dame High/Low Analysis (as of Feb 15, 2012)
 All games

Opponent - GAME LOWS

POINTS	41		SAM HOUSTON STATE (11-16-11)
	42		at Seton Hall (1-25-12)
	47		DARTMOUTH (12-10-11)
	48		at Connecticut (1-29-12)
	49		USF (1-10-12)
FIELD GOALS MADE	15		DARTMOUTH (12-10-11)
	15		at Seton Hall (1-25-12)
FIELD GOAL ATTEMPTS	47		at Connecticut (1-29-12)
	50		DARTMOUTH (12-10-11)
FIELD GOAL PERCENTAGE	.263	(15-57)	at Seton Hall (1-25-12)
	.300	(15-50)	DARTMOUTH (12-10-11)
3 PT FIELD GOALS MADE	1		PITTSBURGH (12-27-11)
	1		USF (1-10-12)
3 PT FG ATTEMPTS	7		vs Indiana (12-17-11)
	10		vs Maryland (12-4-11)
3 PT FG PERCENTAGE	.071	(1-14)	PITTSBURGH (12-27-11)
	.077	(1-13)	USF (1-10-12)
FREE THROWS MADE	1		at WEST VIRGINIA (2-8-12)
	2		SAM HOUSTON STATE (11-16-11)
FREE THROW ATTEMPTS	3		at WEST VIRGINIA (2-8-12)
	5		SAM HOUSTON STATE (11-16-11)
	5		MAINE (12-08-11)
FREE THROW PERCENTAGE	.333	(1-3)	at WEST VIRGINIA (2-8-12)
	.375	(3-8)	MISS. VALLEY STATE (11-12-11)
REBOUNDS	23		DEPAUL (2-11-12)
	24		DELAWARE STATE (11-18-11)
	24		SACRED HEART (12-19-11)
ASSISTS	4		USF (1-10-12)
	4		at Seton Hall (1-25-12)
STEALS	1		vs Maryland (12-4-11)
	1		SACRED HEART (12-19-11)
	1		at WEST VIRGINIA (2-8-12)
BLOCKED SHOTS	0		MISS. VALLEY STATE (11-12-11)
	0		MAINE (12-08-11)
	0		at WEST VIRGINIA (2-8-12)
TURNOVERS	3		at WEST VIRGINIA (2-8-12)
	7		DEPAUL (2-11-12)
FOULS	12		USF (1-10-12)
	12		CONNECTICUT (1-14-12)
	12		at WEST VIRGINIA (2-8-12)

2011-12 Notre Dame Men's Basketball
 Notre Dame Player High/Low Analysis (as of Feb 15, 2012)
 All games

Notre Dame - INDIVIDUAL GAME HIGHS

Points	27		ATKINS, Eric vs Miss. Valley State (11-12-11)
	26		ATKINS, Eric vs Maine (12-08-11)
	24		CONNAUGHTON, Pat vs Sam Houston State (11-16-11)
	23		CONNAUGHTON, Pat vs Marquette (2-4-12)
	23		MARTIN, Scott vs Delaware State (11-18-11)
Field Goals Made	10		COOLEY, Jack vs DePaul (2-11-12)
	9		CONNAUGHTON, Pat vs Marquette (2-4-12)
	9		COOLEY, Jack vs Dartmouth (12-10-11)
	9		ATKINS, Eric vs Maine (12-08-11)
	9		ABROMAITIS, Tim vs Missouri (11-21-11)
	9		CONNAUGHTON, Pat vs Sam Houston State (11-16-11)
Field Goal Att.	18		ABROMAITIS, Tim vs Missouri (11-21-11)
	18		MARTIN, Scott vs Delaware State (11-18-11)
FG Pct (min 5 made)	1.000	(7-7)	COOLEY, Jack vs Sacred Heart (12-19-11)
	1.000	(6-6)	GRANT, Jerian vs Sam Houston State (11-16-11)
3-Point FG Made	6		CONNAUGHTON, Pat vs Sam Houston State (11-16-11)
	5		CONNAUGHTON, Pat vs Marquette (2-4-12)
	5		ATKINS, Eric vs Maine (12-08-11)
3-Point FG Att.	10		CONNAUGHTON, Pat vs Sam Houston State (11-16-11)
	9		MARTIN, Scott vs Delaware State (11-18-11)
3-Pt FG Pct (min 2 made)	1.000	(3-3)	GRANT, Jerian vs Delaware State (11-18-11)
	1.000	(3-3)	ATKINS, Eric vs Miss. Valley State (11-12-11)
	1.000	(2-2)	DRAGICEVICH, Alex vs DePaul (2-11-12)
	1.000	(2-2)	MARTIN, Scott vs Syracuse (1-21-12)
	1.000	(2-2)	BROOKS, Joey vs Bryant (11-27-11)
Free Throws Made	12		ATKINS, Eric vs Miss. Valley State (11-12-11)
	10		GRANT, Jerian at Seton Hall (1-25-12)
	10		GRANT, Jerian vs Georgia (11-22-11)
Free Throw Att.	13		BROOKS, Joey vs Detroit (11-14-11)
	12		GRANT, Jerian at Seton Hall (1-25-12)
	12		ATKINS, Eric vs Miss. Valley State (11-12-11)
FT Pct (min 3 made)	1.000	(12-12)	ATKINS, Eric vs Miss. Valley State (11-12-11)
	1.000	(8-8)	GRANT, Jerian vs DePaul (2-11-12)
	1.000	(6-6)	GRANT, Jerian vs RUTGERS (2-15-12)
	1.000	(6-6)	GRANT, Jerian vs Syracuse (1-21-12)
	1.000	(5-5)	ATKINS, Eric vs Marquette (2-4-12)
	1.000	(5-5)	GRANT, Jerian at Cincinnati (1-4-12)
	1.000	(5-5)	BROOKS, Joey vs Sacred Heart (12-19-11)
	1.000	(4-4)	COOLEY, Jack vs Dartmouth (12-10-11)
	1.000	(4-4)	KNIGHT, Tom vs Dartmouth (12-10-11)
	1.000	(4-4)	DRAGICEVICH, Alex vs Maine (12-08-11)
	1.000	(4-4)	CONNAUGHTON, Pat vs Maryland (12-4-11)
	1.000	(4-4)	GRANT, Jerian vs Bryant (11-27-11)
	1.000	(4-4)	ABROMAITIS, Tim vs Georgia (11-22-11)
	1.000	(3-3)	COOLEY, Jack vs Connecticut (1-14-12)
	1.000	(3-3)	MARTIN, Scott at LOUISVILLE (1-7-12)
	1.000	(3-3)	BROOKS, Joey vs Dartmouth (12-10-11)
Rebounds	18		COOLEY, Jack vs RUTGERS (2-15-12)
	17		COOLEY, Jack vs Delaware State (11-18-11)
Assists	9		GRANT, Jerian vs Pittsburgh (12-27-11)
	9		ATKINS, Eric vs Sacred Heart (12-19-11)
	9		ATKINS, Eric vs Bryant (11-27-11)
Steals	3		ATKINS, Eric vs DePaul (2-11-12)

	3	GRANT, Jerian at Connecticut (1-29-12)
	3	GRANT, Jerian at LOUISVILLE (1-7-12)
	3	MARTIN, Scott at LOUISVILLE (1-7-12)
	3	ATKINS, Eric vs Indiana (12-17-11)
	3	ATKINS, Eric at GONZAGA BULLDOGS (11-30-11)
	3	COOLEY, Jack vs Missouri (11-21-11)
	3	COOLEY, Jack vs Sam Houston State (11-16-11)
Blocked Shots	4	COOLEY, Jack vs DePaul (2-11-12)
	4	COOLEY, Jack vs Dartmouth (12-10-11)
Turnovers	6	ATKINS, Eric at GONZAGA BULLDOGS (11-30-11)
	5	GRANT, Jerian vs Syracuse (1-21-12)
	5	MARTIN, Scott vs Syracuse (1-21-12)
Fouls	5	COOLEY, Jack vs Marquette (2-4-12)
	5	COOLEY, Jack at Seton Hall (1-25-12)
	5	ATKINS, Eric vs Syracuse (1-21-12)
	5	BROOKS, Joey at LOUISVILLE (1-7-12)
	5	COOLEY, Jack vs Indiana (12-17-11)
	5	BROGHAMMER, Mike vs Dartmouth (12-10-11)
	5	MARTIN, Scott vs Maryland (12-4-11)
	5	ABROMAITIS, Tim vs Georgia (11-22-11)

2011-12 Notre Dame Men's Basketball
 Notre Dame Opponent High/Low Analysis (as of Feb 15, 2012)
 All games

OPPONENT INDIVIDUAL GAME HIGHS

Points	31		Terrell Stoglin vs Maryland (12-4-11)
	29		TATE, Tahj vs Delaware State (11-18-11)
	27		McLemore, Gerald vs Maine (12-08-11)
	26		Denmon, Marcus vs Missouri (11-21-11)
	22		GIBSON, Shane vs Sacred Heart (12-19-11)
	22		FRANCIS, Alex vs Bryant (11-27-11)
Field Goals Made	11		McLemore, Gerald vs Maine (12-08-11)
	11		Terrell Stoglin vs Maryland (12-4-11)
Field Goal Att.	23		SIMON, Chase vs Detroit (11-14-11)
	22		FRANCIS, Alex vs Bryant (11-27-11)
FG Pct (min 5 made)	.857	(6-7)	KELLY, Jeremiah vs DePaul (2-11-12)
	.857	(6-7)	Oladipo, Victor vs Indiana (12-17-11)
3-Point FG Made	4		Caldwell-Pope, Ken. vs Georgia (11-22-11)
	4		TATE, Tahj vs Delaware State (11-18-11)
	4		McCALLUM, Ray vs Detroit (11-14-11)
3-Point FG Att.	10		DOBBS, Frankie vs Bryant (11-27-11)
	10		JOYNER, Terrence vs Miss. Valley State (11-12-11)
3-Pt FG Pct (min 2 made)	1.000	(3-3)	STOCKTON, David at GONZAGA BULLDOGS (11-30-11)
	1.000	(2-2)	Hulls, Jordan vs Indiana (12-17-11)
	1.000	(2-2)	Djurisic, Nemanja vs Georgia (11-22-11)
	1.000	(2-2)	English, Kim vs Missouri (11-21-11)
	1.000	(2-2)	BELL, Tyshawn vs Delaware State (11-18-11)
Free Throws Made	7		KURIC, Kyle at LOUISVILLE (1-7-12)
	7		DIXON, Dion at Cincinnati (1-4-12)
	7		TATE, Tahj vs Delaware State (11-18-11)
Free Throw Att.	11		TATE, Tahj vs Delaware State (11-18-11)
	8		NAPIER, Shabazz vs Connecticut (1-14-12)
	8		KURIC, Kyle at LOUISVILLE (1-7-12)
	8		BEHANAN, Chane at LOUISVILLE (1-7-12)
	8		James Padgett vs Maryland (12-4-11)
FT Pct (min 3 made)	1.000	(7-7)	DIXON, Dion at Cincinnati (1-4-12)
	1.000	(6-6)	SMITH, Roscoe vs Connecticut (1-14-12)
	1.000	(6-6)	Watford, Christian vs Indiana (12-17-11)
	1.000	(6-6)	Mychal Parker vs Maryland (12-4-11)
	1.000	(4-4)	NAPIER, Shabazz at Connecticut (1-29-12)
	1.000	(4-4)	SEAGEARS, Jerome at RUTGERS (1-16-12)
	1.000	(4-4)	GOLDEN, John vs Dartmouth (12-10-11)
	1.000	(4-4)	DOBBS, Frankie vs Bryant (11-27-11)
	1.000	(4-4)	Pressey, Phil vs Missouri (11-21-11)
	1.000	(3-3)	GIBSON, Shane vs Sacred Heart (12-19-11)
Rebounds	15		HARRIS, Elias at GONZAGA BULLDOGS (11-30-11)
	13		DRUMMOND, Andre vs Connecticut (1-14-12)
Assists	8		BRYANT, Darryl at WEST VIRGINIA (2-8-12)
	7		JARDINE, Scoop vs Syracuse (1-21-12)
	7		LAMB, Jeremy vs Connecticut (1-14-12)
	7		Rogers, Andrew vs Maine (12-08-11)
	7		DOBBS, Frankie vs Bryant (11-27-11)
	7		THREATT, Jay vs Delaware State (11-18-11)
Steals	5		WRIGHT, Cashmere at Cincinnati (1-4-12)
	4		WAITERS, Dion vs Syracuse (1-21-12)
	4		SIMON, Chase vs Detroit (11-14-11)
Blocked Shots	6		GRAY, Kendall vs Delaware State (11-18-11)
	5		LOWE, LaMarcus vs Detroit (11-14-11)

Turnovers	6	MALDUNAS, Gabas vs Dartmouth (12-10-11)
	5	THEODORE, Jordan at Seton Hall (1-25-12)
	5	SIVA, Peyton at LOUISVILLE (1-7-12)
	5	Robinson, Gerald vs Georgia (11-22-11)
	5	Gatlin, Demarcus vs Sam Houston State (11-16-11)
Fouls	5	BROWNE, Gary at WEST VIRGINIA (2-8-12)
	5	POPE, Herb at Seton Hall (1-25-12)
	5	EDWIN, Fuquan at Seton Hall (1-25-12)
	5	AUDA, Patrik at Seton Hall (1-25-12)
	5	SOUTHERLAND, James vs Syracuse (1-21-12)
	5	DIENG, Gorgui at LOUISVILLE (1-7-12)
	5	MONTES, Louis vs Sacred Heart (12-19-11)
	5	GREENBACKER, Nick vs Sacred Heart (12-19-11)
	5	SWIDOWSKI, Justin vs Sacred Heart (12-19-11)
	5	Cato, Kilian vs Maine (12-08-11)
	5	Fraser, Alasdair vs Maine (12-08-11)
	5	OLIVER, Marques vs Delaware State (11-18-11)
	5	Werner, Steven vs Sam Houston State (11-16-11)
	5	LOWE, LaMarcus vs Detroit (11-14-11)
	5	JONES, Falando vs Miss. Valley State (11-12-11)



**Notre Dame
Fighting Irish**

Game 27 • Feb. 18, 2012 • 9:00 p.m.

18-8	Overall	11-14
10-3	BIG EAST	4-9
23	AP	NR
25	ESPN	NR
40	RPI	95

**Villanova
Wildcats**

Wells Fargo Center • Philadelphia, Pa.



	0^C	<p>Eric Atkins</p> <ul style="list-style-type: none"> • 4th in BIG EAST in minutes per game (37.6) • Has started all 24 games he has played in this season • 9th in BIG EAST in three-point percentage (39.8) 	<p>Guard • 6-1 • Sophomore • Columbia, Md. • Mt. St. Joseph</p> <table border="1"> <thead> <tr> <th></th> <th>MIN</th> <th>PTS</th> <th>REB</th> <th>APG</th> <th>FG%</th> <th>3FG%</th> <th>FT%</th> </tr> </thead> <tbody> <tr> <td>2011-12</td> <td>37.6</td> <td>12.8</td> <td>3.3</td> <td>3.8</td> <td>40.3</td> <td>39.8</td> <td>76.2</td> </tr> <tr> <td>CAREER</td> <td>30.4</td> <td>8.7</td> <td>2.4</td> <td>3.5</td> <td>40.4</td> <td>37.7</td> <td>73.5</td> </tr> </tbody> </table>		MIN	PTS	REB	APG	FG%	3FG%	FT%	2011-12	37.6	12.8	3.3	3.8	40.3	39.8	76.2	CAREER	30.4	8.7	2.4	3.5	40.4	37.7	73.5
	MIN	PTS	REB	APG	FG%	3FG%	FT%																				
2011-12	37.6	12.8	3.3	3.8	40.3	39.8	76.2																				
CAREER	30.4	8.7	2.4	3.5	40.4	37.7	73.5																				
	4	<p>Patrick Crowley</p> <ul style="list-style-type: none"> • Played in 10 games this season • Scored 5 points (first of career) on 2-3 shooting against Sacred Heart (Dec. 19) • Played in first BIG EAST game against Cincinnati (Jan. 4) 	<p>Guard • 6-3 • Sophomore • Los Gatos, Calif. • St. Francis</p> <table border="1"> <thead> <tr> <th></th> <th>MIN</th> <th>PTS</th> <th>REB</th> <th>APG</th> <th>FG%</th> <th>3FG%</th> <th>FT%</th> </tr> </thead> <tbody> <tr> <td>2011-12</td> <td>1.3</td> <td>0.5</td> <td>0.2</td> <td>0.1</td> <td>22.2</td> <td>33.3</td> <td>---</td> </tr> <tr> <td>CAREER</td> <td>1.3</td> <td>0.5</td> <td>0.2</td> <td>0.1</td> <td>22.2</td> <td>33.3</td> <td>---</td> </tr> </tbody> </table>		MIN	PTS	REB	APG	FG%	3FG%	FT%	2011-12	1.3	0.5	0.2	0.1	22.2	33.3	---	CAREER	1.3	0.5	0.2	0.1	22.2	33.3	---
	MIN	PTS	REB	APG	FG%	3FG%	FT%																				
2011-12	1.3	0.5	0.2	0.1	22.2	33.3	---																				
CAREER	1.3	0.5	0.2	0.1	22.2	33.3	---																				
	11	<p>Garrick Sherman</p> <ul style="list-style-type: none"> • Sitting out this season due to transfer rules • Played in 70 games for Michigan State, including 29 starts 	<p>Center • 6-10 • Junior • Kenton, Ohio • Kenton/Michigan State</p> <table border="1"> <thead> <tr> <th></th> <th>MIN</th> <th>PTS</th> <th>REB</th> <th>APG</th> <th>FG%</th> <th>3FG%</th> <th>FT%</th> </tr> </thead> <tbody> <tr> <td>2011-12</td> <td>---</td> <td>---</td> <td>---</td> <td>---</td> <td>---</td> <td>---</td> <td>---</td> </tr> <tr> <td>CAREER</td> <td>9.6</td> <td>2.5</td> <td>2.1</td> <td>0.2</td> <td>65.3</td> <td>---</td> <td>43.9</td> </tr> </tbody> </table>		MIN	PTS	REB	APG	FG%	3FG%	FT%	2011-12	---	---	---	---	---	---	---	CAREER	9.6	2.5	2.1	0.2	65.3	---	43.9
	MIN	PTS	REB	APG	FG%	3FG%	FT%																				
2011-12	---	---	---	---	---	---	---																				
CAREER	9.6	2.5	2.1	0.2	65.3	---	43.9																				
	12	<p>Alex Dragicevich</p> <ul style="list-style-type: none"> • Has started 10 games on the season • Scored career best 22 points in BIG EAST opener against Pittsburgh (Dec. 27) • Named to BIG EAST Honor Roll for first time in career (Jan. 2) 	<p>Guard • 6-7 • Sophomore • Northbrook, Ill. • Glenbrook North</p> <table border="1"> <thead> <tr> <th></th> <th>MIN</th> <th>PTS</th> <th>REB</th> <th>APG</th> <th>FG%</th> <th>3FG%</th> <th>FT%</th> </tr> </thead> <tbody> <tr> <td>2011-12</td> <td>21.9</td> <td>7.3</td> <td>2.0</td> <td>1.3</td> <td>40.1</td> <td>33.0</td> <td>71.7</td> </tr> <tr> <td>CAREER</td> <td>15.8</td> <td>5.3</td> <td>1.6</td> <td>1.0</td> <td>39.1</td> <td>31.7</td> <td>69.5</td> </tr> </tbody> </table>		MIN	PTS	REB	APG	FG%	3FG%	FT%	2011-12	21.9	7.3	2.0	1.3	40.1	33.0	71.7	CAREER	15.8	5.3	1.6	1.0	39.1	31.7	69.5
	MIN	PTS	REB	APG	FG%	3FG%	FT%																				
2011-12	21.9	7.3	2.0	1.3	40.1	33.0	71.7																				
CAREER	15.8	5.3	1.6	1.0	39.1	31.7	69.5																				
	14^C	<p>Scott Martin</p> <ul style="list-style-type: none"> • Scored a career-high 23 points against Delaware State (Nov. 18) • Reached double-figure points 14 times on season • 14th in BIG EAST in defensive rebounds per game (4.8) 	<p>Guard • 6-8 • Senior • Valparaiso, Ind. • Valparaiso</p> <table border="1"> <thead> <tr> <th></th> <th>MIN</th> <th>PTS</th> <th>REB</th> <th>APG</th> <th>FG%</th> <th>3FG%</th> <th>FT%</th> </tr> </thead> <tbody> <tr> <td>2011-12</td> <td>34.0</td> <td>9.0</td> <td>5.7</td> <td>1.7</td> <td>38.2</td> <td>23.9</td> <td>68.6</td> </tr> <tr> <td>CAREER</td> <td>28.4</td> <td>9.1</td> <td>4.7</td> <td>1.6</td> <td>39.6</td> <td>29.6</td> <td>67.5</td> </tr> </tbody> </table>		MIN	PTS	REB	APG	FG%	3FG%	FT%	2011-12	34.0	9.0	5.7	1.7	38.2	23.9	68.6	CAREER	28.4	9.1	4.7	1.6	39.6	29.6	67.5
	MIN	PTS	REB	APG	FG%	3FG%	FT%																				
2011-12	34.0	9.0	5.7	1.7	38.2	23.9	68.6																				
CAREER	28.4	9.1	4.7	1.6	39.6	29.6	67.5																				
	21^C	<p>Tim Abromaitis</p> <ul style="list-style-type: none"> • Preseason All-BIG EAST First Team selection • Out for remainder of season with torn ACL 	<p>Guard • 6-8 • Graduate • Unionville, Conn. • Farmington</p> <table border="1"> <thead> <tr> <th></th> <th>MIN</th> <th>PTS</th> <th>REB</th> <th>APG</th> <th>FG%</th> <th>3FG%</th> <th>FT%</th> </tr> </thead> <tbody> <tr> <td>2011-12</td> <td>38.0</td> <td>14.0</td> <td>7.0</td> <td>2.5</td> <td>33.3</td> <td>0.0</td> <td>88.9</td> </tr> <tr> <td>CAREER</td> <td>28.7</td> <td>13.7</td> <td>4.8</td> <td>1.5</td> <td>46.5</td> <td>41.0</td> <td>83.4</td> </tr> </tbody> </table>		MIN	PTS	REB	APG	FG%	3FG%	FT%	2011-12	38.0	14.0	7.0	2.5	33.3	0.0	88.9	CAREER	28.7	13.7	4.8	1.5	46.5	41.0	83.4
	MIN	PTS	REB	APG	FG%	3FG%	FT%																				
2011-12	38.0	14.0	7.0	2.5	33.3	0.0	88.9																				
CAREER	28.7	13.7	4.8	1.5	46.5	41.0	83.4																				
	22	<p>Jerian Grant</p> <ul style="list-style-type: none"> • 7th in BIG EAST in free throw percentage (81.3%) • 1st in BIG EAST in assist/turnover ratio (3.0), 5th Nationally • 8th in BIG EAST in assists per game (4.8) 	<p>Guard • 6-5 • Sophomore • Bowie, Md. • DeMatha</p> <table border="1"> <thead> <tr> <th></th> <th>MIN</th> <th>PTS</th> <th>REB</th> <th>APG</th> <th>FG%</th> <th>3FG%</th> <th>FT%</th> </tr> </thead> <tbody> <tr> <td>2011-12</td> <td>35.2</td> <td>13.0</td> <td>3.0</td> <td>4.8</td> <td>41.2</td> <td>36.0</td> <td>81.3</td> </tr> <tr> <td>CAREER</td> <td>35.2</td> <td>13.0</td> <td>3.0</td> <td>4.8</td> <td>41.2</td> <td>36.0</td> <td>81.3</td> </tr> </tbody> </table>		MIN	PTS	REB	APG	FG%	3FG%	FT%	2011-12	35.2	13.0	3.0	4.8	41.2	36.0	81.3	CAREER	35.2	13.0	3.0	4.8	41.2	36.0	81.3
	MIN	PTS	REB	APG	FG%	3FG%	FT%																				
2011-12	35.2	13.0	3.0	4.8	41.2	36.0	81.3																				
CAREER	35.2	13.0	3.0	4.8	41.2	36.0	81.3																				
	24	<p>Pat Connaughton</p> <ul style="list-style-type: none"> • Posted first career double-double (23 pts, 11 rebs) against Marquette (Feb. 4) • Named BIG EAST Co-Rookie of the Week for first time in career (Feb. 6) • Also member of the Notre Dame baseball team 	<p>Guard • 6-5 • Freshman • Arlington, Mass. • St. John's Prep</p> <table border="1"> <thead> <tr> <th></th> <th>MIN</th> <th>PTS</th> <th>REB</th> <th>APG</th> <th>FG%</th> <th>3FG%</th> <th>FT%</th> </tr> </thead> <tbody> <tr> <td>2011-12</td> <td>22.8</td> <td>6.8</td> <td>4.3</td> <td>0.7</td> <td>43.1</td> <td>35.7</td> <td>74.2</td> </tr> <tr> <td>CAREER</td> <td>22.8</td> <td>6.8</td> <td>4.3</td> <td>0.7</td> <td>43.1</td> <td>35.7</td> <td>74.2</td> </tr> </tbody> </table>		MIN	PTS	REB	APG	FG%	3FG%	FT%	2011-12	22.8	6.8	4.3	0.7	43.1	35.7	74.2	CAREER	22.8	6.8	4.3	0.7	43.1	35.7	74.2
	MIN	PTS	REB	APG	FG%	3FG%	FT%																				
2011-12	22.8	6.8	4.3	0.7	43.1	35.7	74.2																				
CAREER	22.8	6.8	4.3	0.7	43.1	35.7	74.2																				
	25	<p>Tom Knight</p> <ul style="list-style-type: none"> • Has started in three contests on the season • Posted career high 9 points last game against Sacred Heart (Dec. 19) • Scored four points with two rebounds in win over Syracuse (Jan. 21) 	<p>Forward • 6-9 • Junior • Dixfield, Maine • Dirigo</p> <table border="1"> <thead> <tr> <th></th> <th>MIN</th> <th>PTS</th> <th>REB</th> <th>BPG</th> <th>FG%</th> <th>3FG%</th> <th>FT%</th> </tr> </thead> <tbody> <tr> <td>2011-12</td> <td>9.2</td> <td>3.0</td> <td>1.3</td> <td>0.5</td> <td>48.2</td> <td>---</td> <td>60.0</td> </tr> <tr> <td>CAREER</td> <td>7.1</td> <td>2.4</td> <td>1.3</td> <td>0.4</td> <td>48.0</td> <td>---</td> <td>63.6</td> </tr> </tbody> </table>		MIN	PTS	REB	BPG	FG%	3FG%	FT%	2011-12	9.2	3.0	1.3	0.5	48.2	---	60.0	CAREER	7.1	2.4	1.3	0.4	48.0	---	63.6
	MIN	PTS	REB	BPG	FG%	3FG%	FT%																				
2011-12	9.2	3.0	1.3	0.5	48.2	---	60.0																				
CAREER	7.1	2.4	1.3	0.4	48.0	---	63.6																				
	32	<p>Joey Brooks</p> <ul style="list-style-type: none"> • Started eight games this season for Irish • Career best 13 points, 9 rebounds vs. Detroit (Nov. 14) • Reached double-figure points 4 times this season 	<p>Guard • 6-6 • Junior • Houston, Texas • Strake Jesuit</p> <table border="1"> <thead> <tr> <th></th> <th>MIN</th> <th>PTS</th> <th>REB</th> <th>APG</th> <th>FG%</th> <th>3FG%</th> <th>FT%</th> </tr> </thead> <tbody> <tr> <td>2011-12</td> <td>13.1</td> <td>4.0</td> <td>2.3</td> <td>0.8</td> <td>41.3</td> <td>46.7</td> <td>58.7</td> </tr> <tr> <td>CAREER</td> <td>8.3</td> <td>2.5</td> <td>1.3</td> <td>0.5</td> <td>41.4</td> <td>34.3</td> <td>55.6</td> </tr> </tbody> </table>		MIN	PTS	REB	APG	FG%	3FG%	FT%	2011-12	13.1	4.0	2.3	0.8	41.3	46.7	58.7	CAREER	8.3	2.5	1.3	0.5	41.4	34.3	55.6
	MIN	PTS	REB	APG	FG%	3FG%	FT%																				
2011-12	13.1	4.0	2.3	0.8	41.3	46.7	58.7																				
CAREER	8.3	2.5	1.3	0.5	41.4	34.3	55.6																				
	33	<p>Mike Broghammer</p> <ul style="list-style-type: none"> • Led team in blocks on two occasions this season • Leads team with his 64.3% field goal percentage (18-28) this season 	<p>Forward • 6-9 • Junior • Orono, Minn. • Hopkins</p> <table border="1"> <thead> <tr> <th></th> <th>MIN</th> <th>PTS</th> <th>REB</th> <th>BPG</th> <th>FG%</th> <th>3FG%</th> <th>FT%</th> </tr> </thead> <tbody> <tr> <td>2011-12</td> <td>6.0</td> <td>1.9</td> <td>1.6</td> <td>0.5</td> <td>64.3</td> <td>---</td> <td>20.0</td> </tr> <tr> <td>CAREER</td> <td>5.7</td> <td>1.8</td> <td>1.3</td> <td>0.3</td> <td>51.4</td> <td>25.0</td> <td>28.6</td> </tr> </tbody> </table>		MIN	PTS	REB	BPG	FG%	3FG%	FT%	2011-12	6.0	1.9	1.6	0.5	64.3	---	20.0	CAREER	5.7	1.8	1.3	0.3	51.4	25.0	28.6
	MIN	PTS	REB	BPG	FG%	3FG%	FT%																				
2011-12	6.0	1.9	1.6	0.5	64.3	---	20.0																				
CAREER	5.7	1.8	1.3	0.3	51.4	25.0	28.6																				
	45	<p>Jack Cooley</p> <ul style="list-style-type: none"> • Reigning BIG EAST Player of the Week (Feb. 13) • 1st in BIG EAST in FG% (61.1%) • 2nd in rebounding in BIG EAST contests (10.5 rpg) 	<p>Forward • 6-9 • Junior • Glenview, Ill. • Glenbrook South</p> <table border="1"> <thead> <tr> <th></th> <th>MIN</th> <th>PTS</th> <th>REB</th> <th>BPG</th> <th>FG%</th> <th>3FG%</th> <th>FT%</th> </tr> </thead> <tbody> <tr> <td>2011-12</td> <td>27.4</td> <td>11.9</td> <td>9.2</td> <td>1.6</td> <td>61.1</td> <td>---</td> <td>71.6</td> </tr> <tr> <td>CAREER</td> <td>14.3</td> <td>5.5</td> <td>4.7</td> <td>0.8</td> <td>60.9</td> <td>---</td> <td>64.7</td> </tr> </tbody> </table>		MIN	PTS	REB	BPG	FG%	3FG%	FT%	2011-12	27.4	11.9	9.2	1.6	61.1	---	71.6	CAREER	14.3	5.5	4.7	0.8	60.9	---	64.7
	MIN	PTS	REB	BPG	FG%	3FG%	FT%																				
2011-12	27.4	11.9	9.2	1.6	61.1	---	71.6																				
CAREER	14.3	5.5	4.7	0.8	60.9	---	64.7																				



@UND_com
@NDMikeBrey
@NDmbb

Following The Irish

facebook.com/NotreDameAthletics
facebook.com/NDBasketball



C - Denotes Captain

NOTRE DAME MEN'S BASKETBALL AT-A-GLANCE

2011-12 Schedule & Results

Overall	BIG EAST	Home	Away	Neutral	
18-8	10-3	14-1	4-3	0-4	
Date	Opponent	Time			
11/1	ST. XAVIER (Exhibition)	W, 90-72			
11/7	STONEHILL (Exhibition)	W, 92-70			
11/12	MISSISSIPPI VALLEY STATE	W, 80-67			
11/14	DETROIT^ (ESPNU)	W, 59-53			
11/16	SAM HOUSTON STATE^	W, 74-41			
11/18	DELAWARE STATE	W, 93-69			
11/21	vs. Missouri@ (ESPNU)	L, 87-58			
11/22	vs. Georgia# (ESPNU)	L, 61-57			
11/27	BRYANT	W, 84-59			
11/30	at Gonzaga (ESPNU)	L, 73-53			
12/4	vs. Maryland\$	L, 78-71			
12/8	MAINE (ESPNU)	W, 87-78			
12/10	DARTMOUTH (ESPNU)	W, 65-47			
12/17	vs. Indiana% (ESPNU)	L, 69-58			
12/19	SACRED HEART	W, 106-65			
12/27	PITTSBURGH* (ESPNU)	W, 72-59			
1/4	at Cincinnati*	L, 71-55			
1/7	at Louisville* (ESPNU)	W, 67-65 (2OT)			
1/10	USF*	W, 60-49			
1/14	CONNECTICUT* (ESPNU)	L, 67-53			
1/16	at Rutgers* (ESPNU)	L, 65-58			
1/21	SYRACUSE* (ESPN)	W, 67-58			
1/25	at Seton Hall*	W, 55-42			
1/29	at Connecticut*	W, 50-48			
2/4	MARQUETTE* (CBS)	W, 76-59			
2/8	at West Virginia* (ESPNU)	W, 55-51			
2/11	DEPAUL*	W, 84-76			
2/15	RUTGERS* (ESPNU)	W, 71-53			
2/18	at Villanova* (ESPNU)	9:00 p.m.			
2/22	WEST VIRGINIA* (ESPNU)	7:00 p.m.			
2/25	at St. John's* (ESPN)	Noon			
2/27	at Georgetown* (ESPN)	7:00 p.m.			
3/2	PROVIDENCE*	7:00 p.m.			

BIG EAST CHAMPIONSHIP

(Madison Square Garden; New York, N.Y.)

3/6	First Round
3/7	Second Round
3/8	Quarterfinals
3/9	Semifinals
3/10	Final

NCAA CHAMPIONSHIP

3/13-14	First Round (Dayton, Ohio)
3/15-18	Second & Third Rounds (various locations)
3/22-25	Regional Rounds (various locations)
3/31	Final Four - Semifinals (New Orleans, La.)
4/2	Final Four - Final (New Orleans, La.)

^ - CBE Classic (Regional Rounds)

@ - CBE Classic - Kansas City, Mo. (Semifinals)

- CBE Classic - Kansas City, Mo. (Championship/Consolation)

\$ - BB&T Classic - Washington, D.C.

% - Crossroads Classic - Indianapolis, Ind.

* - BIG EAST Conference Game

Home events in **BOLD CAPS**

All times Eastern

Notre Dame vs. Villanova History

Overall: Villanova leads 18-15
At Home: Notre Dame leads 9-8
On Road: Villanova leads 10-6
Neutral Site: Series tied 0-0

Last Five Meetings Meeting

Date	Location	Result
2-28-11	Notre Dame, Ind.	W, 93-72
1-27-10	Philadelphia, Pa.	L, 72-90
3-2-09	Notre Dame, Ind.	L, 60-77
1-26-08	Philadelphia, Pa.	W, 90-80
1-27-07	Notre Dame, Ind.	W, 66-63

2011-12 Game-By-Game Starting Lineups

Date	Opponent (Result)	Starting Lineup	Lineup #	# of Times	Lineup Record
11/12	MVSU (W, 80-67)	Atkins-Brooks-Cooley-Grant-Martin	1	1	1-0
11/14	Detroit (W, 59-53)	Atkins-Brooks-Cooley-Grant-Martin	1	2	2-0
11/16	SHSU (W, 74-41)	Brooks-Cooley-Dragicovich-Grant-Martin	2	1	1-0
11/18	Delaware St. (W, 93-69)	Connaughton-Cooley-Dragicovich-Grant-Martin	3	1	1-0
11/21	Missouri (L, 87-58)	Abromaitis-Cooley-Atkins-Martin-Grant	4	1	0-1
11/22	Georgia (L, 61-57)	Abromaitis-Cooley-Atkins-Martin-Grant	4	2	0-2
11/27	Bryant (W, 84-59)	Atkins-Martin-Grant-Connaughton-Brooks	5	1	1-0
11/30	Gonzaga (L, 73-53)	Atkins-Brooks-Cooley-Grant-Martin	1	3	2-1
12/4	Maryland (L, 78-71)	Knight-Brooks-Atkins-Martin-Grant	6	1	0-1
12/8	Maine (W, 87-78)	Knight-Atkins-Martin-Grant-Brooks	6	2	1-1
12/10	Dartmouth (W, 65-47)	Knight-Cooley-Atkins-Dragicovich-Connaughton	7	1	1-0
12/17	Indiana (L, 69-58)	Atkins-Dragicovich-Martin-Grant-Cooley	8	1	0-1
12/19	Sacred Heart (W, 106-65)	Atkins-Dragicovich-Martin-Grant-Cooley	8	2	1-1
12/27	Pittsburgh (W, 72-59)	Atkins-Dragicovich-Martin-Grant-Cooley	8	3	2-1
1/4	Cincinnati (L, 71-55)	Atkins-Dragicovich-Martin-Grant-Cooley	8	4	2-2
1/7	Louisville (W, 67-65)	Atkins-Dragicovich-Martin-Grant-Cooley	8	5	3-2
1/10	USF (W, 60-49)	Atkins-Dragicovich-Martin-Grant-Cooley	8	6	4-2
1/14	Connecticut (L, 67-53)	Atkins-Dragicovich-Martin-Grant-Cooley	8	7	4-3
1/16	Rutgers (L, 65-58)	Atkins-Brooks-Martin-Grant-Cooley	1	4	2-2
1/21	Syracuse (W, 67-58)	Cooley-Atkins-Martin-Grant-Connaughton	9	1	1-0
1/25	Seton Hall (W, 55-42)	Cooley-Atkins-Martin-Grant-Connaughton	9	2	2-0
1/29	Connecticut (W, 50-48)	Cooley-Atkins-Martin-Grant-Connaughton	9	3	3-0
2/4	Marquette (W, 76-59)	Cooley-Atkins-Martin-Grant-Connaughton	9	4	4-0
2/8	West Virginia (W, 55-51)	Cooley-Atkins-Martin-Grant-Connaughton	9	5	5-0
2/11	DePaul (W, 84-76)	Cooley-Atkins-Martin-Grant-Connaughton	9	6	6-0
2/15	Rutgers (W, 71-53)	Cooley-Atkins-Martin-Grant-Connaughton	9	7	7-0

2011-12 Notre Dame Categorical Leaders

Minutes Per Game (min. 10 games played)	Eric Atkins (37.6)
Total Points	Jerian Grant (337)
Points Per Game (min. 10 games played)	Jerian Grant (13.0)
Total Field Goals Made	Jack Cooley (110)
Field Goal % (min. 3 FG made per game)	Jack Cooley (61.1%)
Total 3-Point Field Goals Made	Jerian Grant (41)
3-Point Field Goal % (min. 1 3-pt FG made per game)	Eric Atkins (39.8%)
Total Free Throws Made	Jerian Grant (100)
Free Throw % (min. 10 games played)	Jerian Grant (81.3%)
Season Rebounds	Jack Cooley (229)
Season Assists	Jerian Grant (124)
Season Blocks	Jack Cooley (39)
Season Steals	Jerian Grant (33)

2011-12 BIG EAST Standings As of 2/17/12

	BIG EAST	Pct	Overall	Pct
Syracuse	13 - 1	.929	26 - 1	.963
Notre Dame	10 - 3	.769	18 - 8	.692
Marquette	10 - 3	.769	21 - 5	.808
USF	9 - 4	.692	16 - 10	.615
Georgetown	9 - 4	.692	19 - 5	.792
Louisville	8 - 5	.615	20 - 6	.769
Cincinnati	8 - 5	.615	18 - 8	.692
Seton Hall	7 - 7	.500	18 - 8	.692
West Virginia	7 - 7	.500	17 - 10	.630
Connecticut	6 - 7	.462	16 - 9	.640
Rutgers	4 - 9	.308	12 - 14	.462
Villanova	4 - 9	.308	11 - 14	.440
Pittsburgh	4 - 10	.286	15 - 12	.556
St. John's	4 - 10	.286	10 - 16	.385
DePaul	2 - 11	.154	11 - 14	.440
Providence	2 - 12	.143	13 - 14	.481