

**BIG EAST Baseball Doubleheader**




**Connecticut  
Huskies (19-17, 7-9)  
vs.  
#16 Notre Dame  
Fighting Irish (31-9, 10-2)**



**Saturday, April 26, 2003 ... Eck Stadium (Notre Dame, Indiana)**



**Ryan  
Kalita**



**Steve  
Sollmann**



**Matt  
Edwards**



**Peter  
Soteropoulos**



**Updated BIG EAST Conference Baseball Standings**

1. Notre Dame	10-2	31-9
West Virginia	10-2	27-11
3. Rutgers	10-3	18-14
4. Virginia Tech	10-4	27-12
5. Pittsburgh	10-7	29-12
5. St. John's	8-6	21-18
6. Connecticut	7-9	19-17
Seton Hall	7-9	15-19
9. Boston College	5-7	20-16
10. Villanova	3-13	9-25
11. Georgetown	1-19	9-30

**This Weeken's Series** (bye for Pittsburgh)  
 Virginia Tech at Rutgers ... West Virginia at St. John's  
 Seton Hall at Boston College ... Georgetown at Villanova

**Series Remaining**  
**ND – WVU, @RU, @VT ... WVU – @ND, Villanova, @BC**  
**RU – @UConn, ND, @Villanova ... VT – SJU, @Pitt, ND**  
**Pittsburgh – @BC, VT, @UConn ... SJU – @VT, BC, @SHU**  
**UConn – RU, bye, Pitt ... SHU – GU, bye, SJU**  
**BC – Pitt, @SJU, WVU**

**BIG EAST LEADERS**

**Overall Batting Average**

1. Fritiz, WVU; Rozema, SJU ... .455
6. Steve Sollmann, ND ... .399
9. Soteropoulos, UConn ... .378

**Conference Batting Average**

1. Mike Rozema, SJU ... .615

**Overall Home Runs**

1. C. Clinton/ti. McCabe, WVU ... 9
- Andrew Cleary, GU ... 9
4. Matt Edwards, ND ... 7
9. Mocerino/Trubia, UC ... 6

**Overall RBI**

1. Matt Edwards, ND ... 48
3. Brett Burnham, UC ... 39
10. Kris Billmaier, ND ... 32

**Overall Slugging Percentage**

1. Jarod Rine, WVU ... .683
6. Matt Edwards, ND ... .597
9. Steve Sollmann, ND ... .575

**Overall On-Base Percentage**

1. Mike Rozema, SJU ... .511
6. Brett Burnham, UC ... .469
8. Soteropoulos, UConn ... .465

**Overall Stolen Bases**

1. Steve Sollmann, ND ... 23
11. Brennan Grogan, ND ... 11

**Overall Triples**

1. Brennan Grogan, ND ... 5
2. Sollmann/Macri, ND ... 4
- Soteropoulos, UConn ... 4

**Overall Doubles**

1. Stuart Rykaceski, Pitt ... 17
6. Kris Billmaier, ND ... 12
7. Macri/Edwards, ND ... 11
- Tim Dempsey, UConn ... 11

**Overall Walks**

1. Bryan Spamer, Pitt ... 30
9. Soteropoulos, UConn ... 23

**Overall Runs Scored**

1. Steve Sollmann, ND ... 46
2. Rizzo, ND/D'Argento, UC ... 39
6. Brett Burnham, UConn ... 37
9. Soteropoulos, UConn ... 34

**Overall Hits**

1. Marc Tugwell, VT ... 63
2. Steve Sollmann, ND ... 61
5. Soteropoulos, UConn ... 54
9. Matt Edwards, ND ... 52

**Overall Total Bases**

1. Marc Tugwell, VT ... 90
2. Steve Sollmann, ND ... 88
3. Matt Edwards, ND ... 86
5. Soteropoulos, UConn ... 78

**Overall ERA**

1. Ryan Kennedy, VT ... 1.98
3. John Axford, ND ... 2.29
5. Chris Niesel, ND ... 2.76

**Conference ERA**

1. Chris Noonan, SHU ... 1.00
3. Ryan Kalita, ND ... 1.67
5. John Axford, ND ... 2.12
6. J.P. Gagne, ND ... 2.25
7. Chris Niesel, ND ... 2.63

**Overall Opp. Batting Average**

1. Mark Irwin, SHU ... .190
4. John Axford, ND ... .216
5. Ryan Kalita, ND ... .229
6. Chris Niesel, ND ... .234

**Overall Wins**

1. John Axford, ND ... 8-0
5. Kalita, ND (5-0), Niesel, ND (5-1)

**Overall Strikeouts**

1. Chris Lambert, BC ... 61
- Chris Niesel, ND ... 55
3. John Axford, ND ... 53

**Overall Saves**

1. Matt Dalton, VT ... 12
2. Gagne, ND; James, UC ... 8

**Overall Appearances**

1. Chris Noonan, SHU ... 24
2. Gagne, ND/James, UC ... 18

**Overall Innings**

1. Zac Cline, WVU ... 71.2
2. Chris Niesel, ND ... 65.1
4. John Axford, ND ... 55.0

**GAME NOTES** – Notre Dame is coming off a season-high 20-hit effort in Thursday's 13-3 win over IPFW ... junior 2B **Steve Sollmann** has missed the last two games due to a sprained wrist and is listed as day-to-day ... the Irish had been outscored 17-16 in the first inning of its previous 39 games before pushing across six runs in the 1st vs. IPFW ... freshman LF **Brennan Grogan** snapped out of his recent 2-for-19 slump by batting 3-for-4 vs. IPFW (in his first start as the No. 3 batter), also adding an RBI double and hustling around for three runs scored ... ND entered the week ranked 27th in the nation for team ERA (3.55) but has sliced that number to 3.35, after allowing just one earned run in each of the three games this week ... senior CF **Kris Billmaier** is batting 7-for-18 (.389) with eight RBI in the last five games (after a 1-for-20, 2-RBI slump) ... junior 1B **Matt Edwards** has similar numbers in his last four games (6-for-12, 6 RBI), after an 0-for-12, 1-RBI drought ... junior SS **Matt Macri's** 12-game surge (17-for-38, .447) has pushed his season batting average to .308 ... freshman RF **Cody Rizzo** had been 3-for-16 in the previous five games before a 2-for-3 night vs. IPFW ... freshman IF **Matt Bransfield** is batting 6-for-13 in his last five games played ... the Irish owns a 55-8 season scoring edge in the 2nd inning ... ND has posted 18 "big wins" (margin of 5-plus runs), just three shy of the entire 2002 total of 21 big wins ... ND also has racked up 16 "big innings" (5-plus runs) this season (13 in the last 20 games) ... senior RHP **Brandon Vioria** has allowed just one earned run in 15.1 innings pitched this season (0.59 ERA), with his 2.49 career ERA (in 76 IP) now tied with Jack Mitchell ('59-'61) and former teammate Aaron Heilman for 2nd place in the ND record book (min. 60 IP) behind Nick Palihnich's 2.36 ('59-'61) ... Vioria likewise has yet to walk a batter this season, with his career walk average (1.30 BB per 9 IP) well on its way to besting the ND record set by 1993 grad. Alan Walania (1.64) ... Vioria's stellar control also includes just one wild pitch and four hit batters in his career (no WP or HBs in '03) ... sophomore RHP **John Axford** has won his last 12 decisions with the Irish (13-2 career mark) and became the 17th ND pitcher to post 12-plus Ks in a game (12 vs. WMU) ... just two pitchers in the country entered the week with a better undefeated mark than Axford's 8-0 ... ND has posted a 54-7 combined record in April the past three seasons and is 36-4 in its last 40 home games ... the Irish faced a daunting early schedule but have won 29 of the last 34, including a 17-game win streak (2nd-longest in ND history) that ended vs. Eastern Michigan (3-5) ... sophomore RHP **Chris Niesel** (9-1), Axford (12-2) and senior RHP **Ryan Kalita** (12-0) have combined for a 33-3 career record with the Irish ... SS **Matt Macri** (elbow) and 3B/1B **Matt Edwards** (broken leg) missed most of '02 due to injury (first-year catcher **Javi Sanchez** served as the Irish SS in '02)... **J.P. Gagne** (24-14, 14 SV) has joined Chris Michalak and Aaron Heilman as the only ND pitchers ever to post 20-plus wins and 10-plus saves ... head coach Paul Mainieri picked up his 700th career win this season vs. Georgetown ... the Irish own an overall record of 130-40-1 over the course of the 2001-03 seasons ... four freshmen – and now senior **Kris Billmaier** – have started in CF this season for the Irish (Steve Stanley started at CF in all 256 games from '99-'02) ... Kalita (1.67, 4-0, 27 IP, 23 Ks, 7 BB, .167 opp. batting), Axford (2.12, 3-0, 17 IP, 17 Ks, 14 BB, .148) and Niesel (2.63, 3-0, 27.1 IP, 28 Ks, 3 BB, .262) have formed a dominating rotation in BIG EAST games ... Sollmann ranks 7th in ND history with 52 career stolen bases, two behind former teammate Paul O'Toole ... Cody Rizzo's 18 times hit-by-pitch already has bested the ND record previously held by Eric Danapilis (15, in 1993).

**THE TALE OF THE TAPE**



	CONNECTICUT		NOTRE DAME	
2002 Records	28-22, 13-12 BE (7th)		50-18, 18-8 BE (1st)	
Lettermen Returning/Lost	11/5		17/9	
<b>CURRENT STATS</b>	BIG EAST Rank		BIG EAST Rank	
Overall Batting Average	(2)	.317	(4)	.311
Conference Batting Average	(20)	.321	(6)	.297
Runs Per 9 Innings		8.3		8.1
Home Runs		34		22
Slugging Percentage		.470		.451
Batters BB/K Ratio (Ks)		0.67 (218)		<b>0.63 (203)</b>
On-Base Percentage		.398		.386
Stolen Bases		45		55
Stolen Base Percentage		.776		.733
Overall Team ERA	(9)	6.56	(2)	<b>3.35</b>
Conference ERA	(10)	6.55	(1)	<b>2.39</b>
Pitchers' K-to-BB Ratio		1.67		<b>2.35</b>
Pitchers' Ks Per 9 Innings (Ks)		<b>7.2 (232)</b>		<b>8.1 (315)</b>
Opponent Batting Average		.315		<b>.238</b>
Overall Fielding Pct./Errors	(5)	.960/52	(1)	<b>.970/45</b>
Conference Fielding Pct.	(1)	<b>.970</b>	(30)	.967
Double Plays Turned		28		<b>31</b>
Record In One-Run Games		1-3		<b>7-1</b>
Extra-Inning Record		0-0		2-2

# NOTRE DAME FIGHTING IRISH \* – lefthanded hitter; # – switch hitter

NO	NAME	CL	POS	HT/WT	HOMETOWN/PREVIOUS SCHOOL
2	Tim Muray	Jr.	IF	6-2/180	Shrub Oak, NY (Lakeland HS)
3	Steve Sollmann (C)	Jr.	2B	5-10/190	Cincinnati, OH (St. Xavier HS)
4	Greg Lopez	Fr.	IF	6-0/175	Upper Arlington, OH (Upper Arlington HS)
5	Matt Macri	So.	SS	6-2/195	Clive, IA (Dowling HS)
7	*Zach Sisko	Jr.	IF	6-1/195	Belleville, IL (St. Louis University HS)
8	Kris Billmaier (C)	Sr.	CF	5-10/205	Woodinville, WA (Woodinville HS)
9	Craig Cooper	Fr.	OF	6-2/195	Plainview, NY (Chaminade HS)
10	Chris Niesel	So.	RHP	5-11/195	Plantation, FL (St. Thomas Aquinas HS)
12	Matt Bransfield	Fr.	IF	6-1/195	Englewood, CO (Cherry Creek HS)
13	*Brennan Grogan	Fr.	OF	6-2/170	Tequesta, FL (Benjamin HS)
14	Matt Edwards	So.	IF	6-2/195	Mechanicsville, VA (Lee-Davis HS)
15	Javi Sanchez	Jr.	C/IF	6-2/200	Miami, FL (Christopher Columbus HS)
16	Alex Nettey	Fr.	OF	6-1/180	Dolton, IL (Thornridge, IL)
17	Cody Rizzo	Fr.	OF	6-1/180	Temecula, CA (Chapparral HS)
18	Brent Weiss	Fr.	OF/C	6-1/200	Cockeysville, MD (St. Paul's HS)
20	Peter Ogilvie	Sr.	RHP	6-3/220	Buffalo Grove, IL (Stevenson HS)
21	*Joe Thaman	Jr.	1B	6-4/215	St. Louis, MO (St. Louis University HS)
22	Grant Johnson	So.	RHP	6-6/220	Burr Ridge, IL (Lyons Township HS)
23	Martin Vergara	So.	RHP	6-0/185	Paterson, NJ (DePaul Catholic HS)
24	Matt Arminio	Fr.	LHP	6-0/195	Brentwood, TN (Father Ryan HS)
25	Mike Holba	Sr.	1B	6-8/240	Lansing, IL (Thornton Fractional South HS)
27	Sam Richey	Fr.	C	6-0/170	Minneapolis, MN (De LaSalle HS)
29	Cody Wilkins	Jr.	LHP	6-1/205	Hudson, NC (South Caldwell HS)
30	Tom Thornton	Fr.	LHP	6-6/205	Middleboro, MA (Middleboro HS)
32	Ryan Kalita	Sr.	RHP	6-2/210	Oak Park, IL (Oak Park River Forest HS)
33	Scott Bickford	So.	LHP	6-4/160	Owings, MD (Northern HS)
36	*Steve Andres	Fr.	C/DH	5-11/205	Napa, CA (Justin Siena HS)
37	Matt Laird	Sr.	RHP	6-0/185	Bellaire, TX (Bellaire HS)
38	Tyler Jones	So.	RHP	6-4/210	Arlington, TX (James Martin HS)
45	Brandon Vilorio	Sr.	RHP	5-11/210	Wailuku, HI (Maui HS)
46	J.P. Gagne (C)	Sr.	RHP	6-0/205	Bloomington, MN (Cretin-Derham Hall HS)
47	Ryan Doherty	Fr.	RHP	7-1/230	Toms River, NJ (Toms River East HS)
49	John Axford	So.	RHP	6-5/175	Port Dover, Ontario (Assumption College HS)

**Head Coach:** # 1 Paul Mainieri (St. Thomas '82, ninth season at Notre Dame)

**Assistant Coaches:** # 26 Brian O'Connor (Creighton '93), #19 David Grewe (Dayton '98), #28 Wally Widelski (ND '97)





# CONNECTICUT HUSKIES

\* – lefthanded hitter; # – switch hitter

NO	NAME	CL	POS	HT/WT	HOMETOWN/PREVIOUS SCHOOL
1	Eric Donahue	Fr.	RHP	5-10/190	Newmarket, NH
2	Brian Maloney	So.	IF	5-8/200	Hampton, NH
3	Dan Trubia	Sr.	IF	6-0/205	Tolland, CT
4	Mike Mocerino	Jr.	IF/RHP	5-10/155	Northboro, MA
5	Erik Drown	Sr.	RHP	6-2/195	Ipswich, MA
6	*Frank Cipolla	Fr.	IF	5-7/150	Glastonbury, CT
7	*Tony Mallozzi	So.	OF	5-10/175	Westboro, MA
8	Mike Leonard	Jr.	C	6-0/195	Vernon, CT
9	David Tokarz	Jr.	IF/OF	5-10/200	Seymour, CT
10	Bob Barton	Sr.	RHP	6-3/185	Carlisle, MA
11	*Brendan McGinn	Fr.	LHP	6-1/180	Tolland, CT
13	Andy Harris	Sr.	If/OF	6-2/205	Somerset, KY
14	Joe Smeraglino	Fr.	RHP	6-2/195	Shelton, CT
15	*Peter Soteropoulos	Sr.	LHP/1B/OF	6-1/215	Peabody, MA
18	Tyler Stefkovich	Sr.	C	5-10/205	Westport, CT
19	Nick Tucci	So.	RHP/1B	6-3/205	Medford, MA
20	Mike James	Jr.	C/RHP	6-1/185	Roswell, GA
21	Brett Burnham	Sr.	IF	5-11/195	South Windsor, CT
22	*Logan Richetti	Fr.	IF	5-11/180	Ponte Vedra, FL
23	*Marc Peluso	Jr.	1B	6-3/175	Plainville, CT
24	Russ D'Argento	So.	OF	6-0/180	Marlboro, MA
25	*Tim Dempsey	Fr.	OF	5-11/195	Lexington, MA
26	Tim Norton	Fr.	RHP	6-5/225	Pascoag, RI
27	Mike McDonough	So.	IF	6-2/215	Abington, MA
29	*Shawn Hoggatt	Fr.	LHP	6-4/215	Milford, CT
30	*Keith Potvin	So.	LHP	6-1/205	Manchester, NH
31	Jeremy Balisciano	Fr.	IF	5-10/205	Hamden, CT
32	*Bryan Maler	Fr.	OF	5-10/195	Ansonia, CT
33	Josh MacDonald	So.	RHP	6-3/225	Milford, CT
34	Ryan Christopher	Fr.	RHP	6-1/200	Suffern, NY
36	David Crocco	Fr.	RHP	6-5/230	Hamden, CT

**Head Coach:** Andy Baylock (Central Connecticut '60; 24th season at UConn)

**Assistant Coaches:** Jim Penders (UConn '94), Jerry LaPenta (UConn '86), Shaun Skeffington (UMass '01)

**THE SERIES:** Notre Dame holds an 8-6 series edge vs. UConn (since joining the league in 1996) – but the Huskies swept last season's series in Storrs (4-3, 9-8 in 11 innings and 13-6), which remains one of just two times that ND ever has been swept in a three-game BIG EAST series (also by Seton Hall in 1997) ... the Irish won the 2001 series at Eck Stadium (6-1, 13-12, 12-19) ... the first game of that series saw ND's Aaron Heilman post 10 strikeouts to land on 400 for his career while the Irish rallied for three 9th-inning runs in the nightcap (Steve Stanley hit a 2-run, game-tying triple and scored the winning run) ... the loss ended the 2001 ND team's BIG EAST-record winning streak at 18 games.

**2002 RECAP** – UConn scored the go-ahead run in the 4-3 opener on a fifth-inning passed ball before rallying to tie the nightcap with a five-run 8th (9-8 in 11) ... ND stranded 15 baserunners in the doubleheader while dropping its BIG EAST opener for just the second time since joining the league in '96 ... Grant Johnson (5 IP, 4 R/3 ER, 4 H, 5 BB) and Chris Niesel (7.1 IP, 8 R, 6 H, 2 BB, 4 Ks) drew the starts for ND, with Niesel taking a 3-hitter into the 8th while J.P. Gagne was tagged with the hard-luck loss (2.1 IP, unearned run in the 11th) ... Jesse Carlson (7 IP, 7 H, 6 BB) won the opener and Erik Drown (4 IP, 2 H, BB) won the nightcap in relief of Pat Sperone ... UConn struck early with three 1st-inning runs in the opener but the Irish chipped away ... the Huskies also staked a 3-0 lead in the nightcap, with ND scoring five in the 5th and going ahead 8-3 on Paul O'Toole's 3-run blast in the 7th (Dan Trubia's grand slam later tied the game) ... a two-base fielding error gave UConn its chance in the 11th and Brett Burnham sent the game-ending single to left-center ... UConn again took an early lead in the finale and worked out of several jams for the 13-6 win ... ND stranded 16 baserunners in the loss and left 31 on base in the series ... the Huskies posted just a 14-13 edge in hits but many came in timely fashion, including Mike Leonard's bases-clearing double ... three ND errors led to four unearned runs for UConn, with John Axford (5 IP, 5 R, 7 H, 3 BB, 3 Ks) taking the loss ... Nick tucci (2.1 IP, R, 2 H, 2 BB, 2 Ks) picked up the win in relief of Peter Soteropoulos (4.2 IP, 3 R, 6 H, 4 BB, 6 Ks).

## Probable Pitching Matchups



Nick Tucci

**Nick Tucci (So., RHP)**  
(6.15, 3-4, 45.1 IP, 37 K/22 BB, 65 H)  
vs.

**Ryan Kalita (Sr., RHP)**  
(3.97, 5-0, 45.1 IP, 35 K/21 BB, .229)

**Tim Norton (Fr., RHP)**  
(5.35, 2-1, 38.2 IP, 30 K/17 BB, 37 H)  
vs.

**John Axford (So., RHP)**  
(2.29, 8-0, 55 IP, 53 K/26 BB, .216)

*Sunday: TBA (Peter Soteropoulos, Erik Drown or Keith Potvin) vs. Chris Niesel*



Tim Norton

**SERIES STATS:** ND's top career hitters in the UConn series include Javi Sanchez (4-for-10, 2 RBI, 2 R, 3B, 2 BB) and Joe Thaman (.348, 8-for-23, 4 RBI, 5 R, HR, 3B) – with Steve Sollmann (.273, 3-for-11, 2 RBI, 2 R, 2 BB) and Kris Billmaier (.214, 3-for-14, RBI, R, 3 BB) both hitting under .300 vs. the Huskies ... closer J.P. Gagne has made three career appearances vs. UConn (1-2, 6.08 ERA, 13.1 IP, 18 H, 5 BB, 6 Ks).

## 2003 Notre Dame Baseball Stats (as of April 25, 2003)

Record: 31-9 Home: 16-3 Away: 7-5 Neutral: 8-1 BIG EAST: 10-2

(Sorted by Batting Average)

Player	AVG	GP-GS	AB	R	H	2B	3B	HR	RBI	TB	SLG%	BB	HBP	SO	GDP	OB%	SF	SH	SB-ATT	PO	A	E	FLD%
3 Steve Sollmann...	.399	38-38	153	46	61	10	4	3	28	88	.575	17	0	11	1	.456	1	4	23-29	63	118	4	.978
14 Matt Edwards.....	.361	39-39	144	25	52	11	1	7	48	86	.597	16	3	20	4	.428	3	0	1-4	163	45	5	.977
17 Cody Rizzo.....	.333	35-34	117	39	39	9	1	3	25	59	.504	6	18	23	4	.441	2	1	1-2	57	6	3	.955
9 Craig Cooper.....	.313	34-24	99	20	31	5	2	0	12	40	.404	12	2	21	2	.398	0	0	8-11	30	3	0	1.000
13 Brennan Grogan...	.312	36-34	125	29	39	2	5	0	20	51	.408	8	2	8	3	.363	0	8	11-14	36	2	1	.974
5 Matt Macri.....	.308	37-37	130	28	40	11	4	2	20	65	.500	17	4	25	0	.404	0	5	4-5	47	112	12	.930
15 Javi Sanchez.....	.305	35-35	131	27	40	10	1	1	17	55	.420	12	3	10	1	.374	1	0	4-4	235	31	5	.982
8 Kris Billmaier...	.289	40-39	152	29	44	12	1	4	32	70	.461	13	4	16	4	.349	6	1	1-1	69	4	1	.986
4 Greg Lopez.....	.261	32-27	92	13	24	1	0	0	21	25	.272	3	4	13	5	.307	2	3	1-3	14	46	4	.938
36 Steve Andres.....	.258	29-20	62	17	16	1	2	2	12	27	.435	11	7	12	2	.420	1	0	0-1	41	2	1	.977
16 Alex Nettey.....	.214	22-8	42	8	9	2	0	0	3	11	.262	1	1	9	1	.250	0	1	1-1	17	0	0	1.000
21 Joe Thaman.....	.208	29-18	72	6	15	4	1	0	14	21	.292	4	1	22	2	.260	0	5	0-0	226	11	1	.996
-----																							
2 Tim Murray.....	.400	15-3	20	3	8	1	0	0	5	9	.450	0	0	2	1	.381	1	0	0-0	7	14	3	.875
7 Zach Sisko.....	.333	9-0	6	0	2	1	0	0	2	3	.500	3	0	2	0	.556	0	0	0-0	0	3	1	.750
12 Matt Bransfield..	.296	17-4	27	7	8	2	0	0	5	10	.370	1	2	9	0	.355	1	1	0-0	18	3	0	1.000
25 Mike Holba.....	.200	7-0	5	0	1	0	0	0	1	200	.200	2	0	0	0	.429	0	0	0-0	0	0	0	.000
23 Martin Vergara...	.000	1-0	1	0	0	0	0	0	0	0	.000	0	0	0	0	.000	0	0	0-0	1	1	0	1.000
27 Sam Richey.....	.000	1-0	0	1	0	0	0	0	0	0	.000	1	0	0	0	1.000	0	0	0-0	0	0	0	.000
Totals.....	.311	40-40	1378	298	429	82	22	22	264	621	.451	127	51	203	30	.386	18	29	55-75	1048	465	46	.970
Opponents.....	.238	40-40	1313	167	313	62	11	20	142	457	.348	134	22	315	23	.318	4	22	52-68	999	424	94	.938

**LOB** - Team (307), Opp (280). **DPs Turned** - Team (31), Opp (37). **CI** - Team (0), Opp (1). **IBB** - Team (7), Javi Sanchez 2, K. Billmaier 2, S. Sollmann 2, Matt Macri 1, Opp (5). **Picked Off** - S. Sollmann 2, B. Grogan 2, Craig Cooper 2, Cody Rizzo 1, Javi Sanchez 1.

(Sorted by Earned-Run Average)

Player	ERA	W-L	APP	GS	CG	SHO/CBO	SV	IP	H	R	ER	BB	SO	2B	3B	HR	AB	B/AVG	WP	HBP	BK	SFA	SHA
45 Brandon Viloria..	0.59	1-0	13	0	0	0/0	1	15.1	11	2	1	0	13	4	0	0	55	.200	0	0	0	0	1
30 Tom Thornton....	1.88	3-1	10	6	0	0/0	0	38.1	36	14	8	12	18	10	0	0	140	.257	2	5	0	0	5
49 John Axford.....	2.29	8-0	9	9	0	0/0	0	55.0	42	16	14	26	53	8	4	3	194	.216	6	2	0	0	5
10 Chris Niesel.....	2.76	5-1	10	10	2	0/0	0	65.1	59	24	20	12	61	13	2	1	252	.234	5	3	0	0	3
46 J.P. Gagne.....	2.95	3-4	19	0	0	0/0	8	36.2	34	19	12	15	28	4	0	2	141	.241	2	0	0	0	3
47 Ryan Doherty....	3.00	1-0	8	1	0	0/0	0	15.0	10	8	5	6	27	1	0	0	52	.192	1	1	0	0	2
32 Ryan Kalita.....	3.97	5-0	8	7	0	0/0	0	45.1	38	23	20	21	35	8	0	3	166	.229	5	4	1	0	5
23 Martin Vergara...	4.57	1-0	8	2	0	0/0	1	21.2	19	15	11	17	20	2	2	2	83	.229	2	3	0	0	0
38 Tyler Jones.....	4.85	2-1	8	1	0	0/0	0	13.0	14	8	7	1	14	1	1	2	54	.259	0	1	0	0	0
20 Peter Ogilvie....	5.75	1-2	5	4	0	0/0	0	20.1	25	17	13	7	17	5	0	3	83	.301	1	2	0	0	0
37 Matt Laird.....	6.60	1-0	13	0	0	0/0	0	15.0	11	11	11	12	21	2	0	3	55	.200	3	1	0	1	0
-----																							
24 Matt Arminio.....	0.00	0-0	2	0	0	0/0	0	2.1	0	0	0	1	1	0	0	0	7	.000	0	0	0	0	0
29 Cody Wilkins....	9.00	0-0	3	0	0	0/0	0	4.0	10	6	4	1	5	3	2	1	20	.500	0	0	0	1	0
33 Scott Bickford...	18.00	0-0	1	0	0	0/0	0	2.0	4	4	4	3	2	1	0	0	11	.364	1	0	0	0	0
Totals.....	3.35	31-9	40	40	2	0/0	10	349.1	313	167	130	134	315	62	11	20	1313	.238	28	22	1	4	22
Opponents.....	6.62	9-31	40	40	0	0/0	3	333.0	429	298	245	127	203	82	22	22	1378	.311	32	51	6	18	29

**PB** - Team (17), Javi Sanchez 13, Steve Andres 2, Cody Rizzo 2, Opp (10). **Pickoffs** - Team (6), Tom Thornton 2, John Axford 2, Ryan Doherty 1, Javi Sanchez 1, Opp (7). **SEA/ATT** - Javi Sanchez (35-47), John Axford (11-13), Ryan Kalita (7-13), Chris Niesel (11-12), Tom Thornton (8-11), Steve Andres (9-9), Cody Rizzo (7-8), J.P. Gagne (4-5), P. Ogilvie (4-5), M. Vergara (3-3), Ryan Doherty (1-2), Tyler Jones (1-1), B. Viloria (0-1), Matt Laird (1-1), Matt Arminio (1-1).

## 2003 Connecticut Baseball Stats (as of April 25, 2003)

Record: 19-7 Home: 7-3 Away: 11-13 Neutral: 1-1 BIG EAST: 7-9

(Sorted by Batting Average)

Player	AVG	GP-GS	AB	R	H	2B	3B	HR	RBI	TB	SLG%	BB	HBP	SO	GDP	OB%	SF	SH	SB-ATT	PO	A	E	FLD%
15 SOTEROPOULOS, Pet	.378	36-36	143	34	54	10	4	2	31	78	.545	23	2	22	1	.465	2	0	8-8	203	11	3	.986
32 MALER, Bryan.....	.358	31-25	95	20	34	3	0	2	11	43	.453	5	0	10	0	.390	0	1	4-5	29	0	1	.967
21 BURNHAM, Brett....	.341	36-36	126	37	43	5	1	7	39	71	.563	21	12	15	0	.469	3	2	10-14	54	95	7	.955
24 D'ARGENTO, Russ...	.341	35-35	138	39	47	5	2	5	24	71	.514	14	4	10	0	.411	2	0	8-12	70	0	1	.986
8 LEONARD, Mike.....	.328	35-35	134	28	44	10	1	2	27	62	.463	9	3	22	1	.376	3	0	2-2	186	28	3	.986
27 McDONOUGH, Mike..	.317	32-31	104	19	33	7	1	2	24	48	.462	12	6	27	1	.398	6	0	2-2	29	1	1	.968
18 STEFKOVICH, Tyler	.308	21-7	39	5	12	1	0	0	5	13	.333	3	2	4	1	.378	1	0	0-1	58	2	0	1.000
25 DEMPSEY, Tim.....	.301	33-25	93	14	28	11	1	2	20	47	.505	9	0	23	1	.359	1	1	2-3	31	4	0	1.000
4 MOCERINO, Mike....	.301	33-32	103	26	31	5	1	6	31	56	.544	9	4	20	0	.376	1	6	4-5	66	71	8	.945
3 TRUBIA, Dan.....	.291	36-36	117	23	34	4	0	6	27	56	.479	20	2	31	0	.392	4	2	2-2	32	64	9	.914
7 MALLOZZI, Tony....	.237	21-6	38	10	9	1	0	0	1	10	.263	5	0	6	0	.318	1	2	2-3	17	1	1	.947
23 PELUSO, Marc.....	.208	16-7	24	6	5	0	0	0	2	5	.208	5	0	4	3	.333	1	0	1-1	50	3	2	.964
31 BALISCIANO, Jerem	.192	17-4	26	5	5	0	0	1	5	5	.192	4	2	7	0	.344	0	0	0-0	0	4	3	.571
22 RICETTI, Logan..	.150	13-5	20	2	3	0	0	0	0	3	.150	3	0	7	0	.261	0	0	0-0	23	6	3	.906
9 TOKARZ, David....	.353	11-1	17	1	6	1	0	0	3	7	.412	0	1	3	0	.389	0	1	0-0	9	13	2	.917
13 HARRIS, Andy.....	.222	5-2	9	3	2	2	0	0	1	4	.444	1	0	4	0	.300	0	0	0-0	1	0	0	1.000
6 CIPOLLA, Frank....	.000	5-1	5	2	0	0	0	0	0	0	.000	2	0	3	0	.286	0	0	0-0	3	6	2	.818
Totals.....	.317	36-36	1231	274	390	65	11	34	247	579	.470	145	38	218	8	.398	25	15	45-58	869	364	52	.960
Opponents.....	.315	36-36	1189	248	374	75	10	33	219	568	.478	139	40	232	9	.399	18	18	35-54	887	360	72	.945

LOB - Team (294), Opp (287). DPs Turned - Team (28), Opp (31). CI - Team (0), Opp (1). IBB - Team (5), Soteropoulos 3, D'Argento 1, Trubia 1, Opp (3). Picked Off - Stefkovich 1, Leonard 1, Trubia 1, Opp (1). IBB - Team (5), Soteropoulos 3, D'Argento 1, Trubia 1, Opp (3).

(All games Sorted by Earned-Run Average)

Player	ERA	W-L	APP	GS	CG	SHO/CBO	SV	IP	H	R	ER	BB	SO
20 JAMES, Mike.....	3.91	0-2	18	0	0	0/0	8	23.0	20	11	10	8	29
34 CHRISTOPHER, Ryan	5.14	1-0	8	3	0	0/0	0	21.0	33	19	12	12	8
30 POTVIN, Keith....	5.29	3-2	15	3	1	0/0	0	34.0	32	27	20	21	24
26 NORTON, Tim.....	5.35	2-1	8	5	0	0/0	0	38.2	37	25	23	17	30
19 TUCCI, Nick.....	6.15	3-4	8	8	1	0/0	0	45.1	65	34	31	22	37
5 DROWN, Erik.....	7.16	2-5	12	8	2	0/0	0	44.0	50	44	35	26	37
15 SOTEROPOULOS, Pet	7.76	2-2	6	6	0	0/0	0	31.1	41	31	27	14	24
10 BARTON, Bob.....	8.77	3-1	11	1	0	0/0	0	25.2	46	27	25	11	16
14 SMERAGLINO, Joe..	3.97	1-0	4	0	0	0/0	0	11.1	14	6	5	2	13
29 HOGGATT, Shawn...	12.27	1-0	2	1	0	0/0	0	3.2	11	5	5	1	2
11 MCGINN, Brendan..	13.89	1-0	7	1	0	0/0	0	11.2	25	19	18	5	12
Totals.....	6.56	19-17	36	36	4	0/0	8	289.2	374	248	211	139	232
Opponents.....	5.94	17-19	36	36	3	0/0	6	295.2	390	274	195	145	218

PB - Team (9), Leonard 8, Stefkovich 1, Opp (9). Pickoffs - Team (5), Christopher 1, Barton 1, Norton 1, Hoggatt 1, Potvin 1, Opp (3). SEA/ATT - Leonard (30-45), Tucci (6-12), Christopher (9-11), Soteropoulos (6-7), Drown (3-6), Stefkovich (5-6), Smeraglino (3-4), Norton (2-3), Potvin (1-3), James (3-3), McGinn (2-2), Barton (0-2), Hoggatt (0-1).

# Midseason Checkup Yields Plenty Of Answers

With 40 games in the books, here's a look at how Notre Dame has answered 10 major preseason questions:

## Who would emerge as the new lead-off hitter, at a spot held the previous four seasons mostly by Steve Stanley (and fellow 2002 grads Ken Meyer and Paul O'Toole)?

Sophomore SS Matt Macri and freshman OF Cody Rizzo were tried at the leadoff spot in the first seven games before ND moved junior 2B Steve Sollmann up from the 2-hole into the top spot ... Sollmann has responded by batting .388 as the leadoff hitter (42-for-108, 34 R, 23 RBI, 3 HR, 3 3B, 7 2B, 12 BB, 16 SB) and reaching base in 54 percent of his leadoff plate appearances (any inning) since the lineup shift (he leads the team with a .574 overall leadoff OB pct.).

## Who would fill the gap in center field, where Stanley started all 254 games from 1999-2002?

Freshmen Craig Cooper and Cody Rizzo were tried in center during the first two weeks of the season before their classmate Brennan Grogan started 21 of the last 22 games at CF ... another freshman, Alex Nettey, then started three games in center – with senior RF Kris Billmaier making the shift to CF in the last six games.

## Who would step into the No. 3 batting order spot, occupied in '02 by LF Brian Stavisky (who signed as junior 6th-round pick of the Oakland A's)?

Junior corner IF Matt Edwards has made 29 starts in the 3-hole while ranking as one of the team's most pivotal players in 2003 ... Edwards – who missed most of the '02 season with a broken leg – is batting .361 with 48 RBI and 7 home runs in 39 games played, comparable to Stavisky's 2002 production (.394, 57 RBI, 9 HR in 50 GP).

## How would sophomores Matt Macri (SS) and Matt Edwards (3B/1B) return from the injuries that held them out for most of the 2002 season?

Edwards (see previous note) has been arguably the key factor to ND's first-half success (with Steve Sollmann's production again meeting his usual high standard) while Macri – who missed most of '02 with ACL elbow surgery – has overcome a slow start to hit .4 and make just three errors in his last 12 games (he made four Es in the first four games and was batting just .211 in late March, now .308) ... Macri also has showcased his arm strength to throw out several batters.

## Who would meet the challenge as the staff's No. 3 starter, after the pre-season surgery to ace Grant Johnson?

Ryan Kalita has stepped up as the No. 3 starter in the past month, helping overcome the loss of both Johnson and Kalita's fellow senior RHP Peter Ogilvie (just returned from sore shoulder ree-hab) ... Kalita (12-0 in his ND career) is 5-0 with a 3.97 ERA and .229 opp. batting avg. this season (35 Ks, 21 BB, 38 H in 45.1 IP).

## Would the Irish experience a dropoff in power, most notably due to the loss of O'Toole (11 HRs in '02) and Stavisky (9)?

The 2003 team's current home run total (22) actually is on pace to fall short of the HR total by the '02 squad (53) and the Irish may not have a double-digit HR hitter on the '03 squad, with Matt Edwards (7) the current long-ball leader ... ND's current 27-5 run is all the more noteworthy when considering that the cleanup spot has produced just one home run in the last 38 games.

## Would the Irish have speed and good basestealing ability, after the loss of Stanley and O'Toole?

The return of sophomore SS Matt Macri and the addition of freshmen such as Brennan Grogan, Cody Rizzo, Craig Cooper and Greg Lopez has added some quality baserunners to the 2003 lineup – with the current SB total (55) close to surpassing the SB total for all of 2002 (63) ... the combination of junior 2B Steve Sollmann (23), Grogan (11) and Cooper (8) gives the 2003 Irish a group of three players who are in the range of swiping 10-plus bases (Stanley's 32 and O'Toole's 11 were ND's only double-digit SB players in '02).

## How would junior Javi Sanchez handle the position switch from the middle infield to catcher?

Sanchez – a prep 2B who filled in at SS in '02 – has made an impressive transition behind the dish while doing a solid job batting mostly in the 5-hole for the Irish (.305, 27 R, 17 RBI, HR, 3B, 10 2B) ... Sanchez has cut down his passed balls and has made major strides in throwing out attempted basestealers, due to his strong arm and agility behind the plate.

## How quickly and to what degree would the freshman position players make an impact?

Five freshman position players – RF Cody Rizzo, LF Brennan Grogan, 3B Greg Lopez, DH Steve Andres and OF/DH Craig Cooper – played key roles in the first half of the 2003 season, combining to make 99 starts (after 29 games) while batting a combined .318 (114-for-358) ... their biggest statistical contributions (at the 29-game mark) included 62% of Notre Dame's times hit-by-pitch, 50% of the team's triples, 43% of the stolen bases and 42% of the runs scored (94 of 224).

## Would the offense do its share to complement the talented core of veteran pitchers?

The 2003 team (.311) – which has taken on a more righthanded slant (after the departure of five lefthanded-hitting position starters) – is lagging behind the 2002 team's final batting average (.321) but the Irish have been able to bunch together their hits ti the tine of 16 "big innings" (5-plus runs) and 18 wins by 5-plus runs (just three shy of the 2002 team's total of wins by 5-plus) ... seven of the team's nine starting position players currently are batting above .285.



(from left) Javi Sanchez, Brennan Grogan and Kris Billmaier.