



# Notre Dame

## 2007-08 Men's Basketball

### 2007-08 Schedule

#### NOVEMBER

2	ST. AMBROSE (IA) - Exhibition	W, 109-53
7	ST. EDWARD'S (TX) - Exhibition	W, 71-56
12	LONG ISLAND	W, 82-50

#### U.S. VIRGIN ISLANDS PARADISE JAM - University of Virgin Islands - 5th place

(UVI Sports and Fitness Center - Charlotte Amalie, St. Thomas)

16	Monmouth	W, 76-33
18	Baylor	L, 64-68
19	Georgia Tech	L, 69-70
24	YOUNGSTOWN STATE	W, 87-57
26	COLGATE	7:30 p.m. (EST)

#### DECEMBER

1	EASTERN MICHIGAN	7:00 p.m. (EST)
4	Kansas State! (ESPN)	7:00 p.m. (EST)
8	NORTHERN ILLINOIS	7:00 p.m. (EST)
22	SAN FRANCISCO	4:00 p.m. (EST)
29	BROWN	7:00 p.m. (EST)
31	NORTH FLORIDA	1:00 p.m. (EST)

#### JANUARY

3	WEST VIRGINIA* (ESPN2)	7:00 p.m. (EST)
5	CONNECTICUT* (ESPN)	9:00 p.m. (EST)
12	at Marquette*	2:00 p.m. (EST)
15	CINCINNATI* (ESPNU)	7:00 p.m. (EST)
19	at Georgetown*	12:00 p.m. (EST)
26	at Villanova*	12:00 p.m. (EST)
31	PROVIDENCE* (ESPN/ESPN2)	7:00 p.m. (EST)

#### FEBRUARY

2	DEPAUL* (ESPNC)	6:00 p.m. (EST)
6	at Seton Hall*	7:30 p.m. (EST)
9	MARQUETTE* (ESPN)	12:00 p.m. (EST)
13	at Connecticut* (ESPNU)	7:00 p.m. (EST)
17	at Rutgers*	12:00 p.m. (EST)
21	PITTSBURGH* (ESPN/ESPN2)	7:00 p.m. (EST)
24	SYRACUSE* (CBS)	2:00 p.m. (EST)
28	at Louisville* (ESPN/ESPN2)	7:00 p.m. (EST)

#### MARCH

2	at DEPAUL*	1:00 p.m. (EST)
5	ST. JOHN'S*	7:30 p.m. (EST)
8	at USF* (ESPN360)	7:00 p.m. (EST)
12-15	BIG EAST Championship	Madison Square Garden (New York, NY)
20-23	NCAA Championship - First and Second Rounds	
27-30	NCAA Championship - Regionals	

#### APRIL

5	NCAA Final Four - Semifinals	Alamo Dome (San Antonio, TX)
7	NCAA Championship - Final	

! - Jimmy V Classic (Madison Square Garden)

\* - BIG EAST Conference game

( ) - indicates Associated Press and ESPN/USA Today poll rankings at time of game

### Notre Dame (3-2, 0-0 BIG EAST)

vs.

### Colgate (4-2, 0-0 Patriot)

Monday, November 26, 2007 • 7:30 p.m. (EST)  
Joyce Center (11,418) • Notre Dame, Ind.

#### MEDIA INFORMATION

**Television:** None

**Radio:** Jack Nolan (play-by-play analyst)  
LaPhonso Ellis (color analyst)

Notre Dame Sports Properties originates the Notre Dame Radio Network which includes: WLS 890 AM in Chicago, Ill (Chicagoland area and Midwest); WZOW 97.7 FM and 102.3 FM in South Bend, Ind.; ESPN 950 AM in Indianapolis, Ind.; WLYV 1450 AM in Fort Wayne, Ind. and Northeast, Ind.; WLUV 96.7 AM in Rockford and DeKalb, Ill., and Beloit and Janesville, Wis.; WLUV 1520 AM in Rockford and DeKalb, Ill., and Beloit and Janesville, Wis.; WEFM 95.9 FM in Michigan City and Gary, Ind.; ESPN (WRSW) 1480 AM in Warsaw, Ind.; WAMW 107.9 FM and 1580 AM in Washington, Ind., Sirius Satellite Radio Channel 159 and www.und.com.

**Real-Time Stats:** Live in-game statistics are available for all home games, via the Notre Dame athletic website (www.und.com).

#### Notre Dame vs. Colgate

- Notre Dame plays the second of three consecutive home games when it entertains the Colgate Raiders in the fourth meeting between the two schools. The Irish enter the game riding a 22-game win streak at the Joyce Center which matches the second-longest in school history.

- Notre Dame is coming off of an 87-75 victory on Saturday night against Youngstown State which snapped a two-game losing streak for the Irish.

- Following tonight's game against Colgate, Notre Dame will begin the month of December by playing host to Eastern Michigan on Sat., Dec. 1 at 7:00 p.m.

- The Irish will play just one game away from the Joyce Center during the month of December when they play Kansas State in the Jimmy V Classic at Madison Square Garden.

#### Series Record vs. Colgate

- Tonight's matchup will be the fourth meeting between the Irish and the Raiders will mark the fourth-ever between the two schools as Colgate pays a second visit to the Joyce Center. The Irish own a 3-0 advantage in the series.

- Notre Dame last faced Colgate on December 30, 2001 when it recorded a 92-61 victory at the Joyce Center.

- The first two games matchups were played in Hamilton, N.Y. with the Irish winning 31-26 on February 11, 1914 and 49-38 on February 26, 1938.

#### Friend of Foe?

- Irish assistant coach Rod Balanis is quite familiar with the Colgate program as he served as an assistant coach there from 1997-2000 — two of three seasons under current head coach Emmett Davis.



**Associated Press**  
*(Week 3)*

1. North Carolina
2. UCLA
3. Memphis
4. Kansas
5. **Georgetown**
6. **Louisville**
7. Tennessee
8. Indiana
9. Washington State
10. Michigan State
11. **Marquette**
12. Oregon
13. Duke
14. Gonzaga
15. Texas
16. Texas A&M
17. **Pittsburgh**
18. Kansas State
19. Southern Illinois
20. **Villanova**
21. **Syracuse**
22. Butler
23. Virginia
24. Clemson
25. Florida

**ESPN/USA Today**  
*(Week 3)*

1. North Carolina
2. UCLA
3. Memphis
4. Kansas
5. **Georgetown**
6. **Louisville**
7. Tennessee
8. Indiana
9. Washington State
10. Duke
11. Michigan State
12. Oregon
13. **Marquette**
14. Gonzaga
15. Texas A&M
16. Texas
17. **Pittsburgh**
18. Southern Illinois
19. **Villanova**
20. Kansas State
21. **Syracuse**
22. Clemson
23. Butler
24. Florida
25. Davidson

\*bold indicates 2007-08 opponents

**Irish vs. The Horizon League**

• Notre Dame is 42-5 all-time versus teams currently members of the Patriot League. The five losses have been to Holy Cross (three times), Lafayette and Navy. An Irish team last faced a team from the Patriot League just last season in a 92-60 win in the consolation of the NIT subregional at Conseco Fieldhouse in Indianapolis, Ind.

**Unstoppable Luke**

• **Luke Harangody** leads the Irish in scoring and rebounding averaging 18.4 points and 8.6 rebounds. Harangody is coming off a career outing in Notre Dame's 87-75 win against Youngstown State as he netted a personal best 25 points and grabbed 13 rebounds. Harangody was 12-17 from the field in addition to dishing off four assists in 27 minutes. In last three games, the 6-8 forward has been unstoppable averaging 23.0 points and 10.7 boards. Harangody has netted 20-plus points in three consecutive outings for the first time in his career and has had back-to-back double-doubles, also a career first.

**Twenty Something**

• **Luke Harangody** has netted 20-plus points for the first time in his career in each of the last three outings against Baylor (22 points), Georgia Tech (22 points) and Youngstown State (25). The last Irish player to score 20-plus points in three consecutive outings was Russell Carter during the 2006-07 campaign when he netted 27 against Alabama, 21 versus Elon and 28 against Portland. **The last Irish player to net 20-plus points in four consecutive outings was Chris Thomas in 2003-04 (his junior year) versus Pittsburgh (23 points), Connecticut (31 points), Seton Hall (26 points) and Syracuse (25 points).**

**McAlarney Finds The Groove**

• Prior to Saturday night's win over Youngstown State, **Kyle McAlarney** had shot a combined 9-31 (.290) from the field and 5-17 (.294) from three-point range in Notre Dame's games against Monmouth, Baylor and Georgia Tech. Against the Penquins, McAlarney regained his shooting touch in scoring a career-high 23 points as he connected on 6-13 shots from the field, including 5-10 from beyond the arc. It marked his third career outing with 20-plus points.

**TONIGHT'S PROBABLE STARTING LINEUP***2007-08 Statistics*

No.	Player	Pos	Ht.	Wt.	Yr.	PPG.	RPG	Notes
31	Rob Kurz	F	6-9	232	Sr.	14.0	7.2	Has scored in double figures in four of the first five games
44	Luke Harangody	F	6-8	251	Jr.	18.4	8.6	Netted 20-plus points in three consecutive contests
42	Ryan Ayers	G/F	6-8	210	Jr.	7.8	3.8	Scored a career-high 13 points versus Monmouth
2	Tory Jackson	G	5-11	193	So.	6.4	4.8	Registered a season-high 10 points versus Georgia Tech
23	Kyle McAlarney	G	6-0	196	Jr.	10.6	2.4	Canned five three-pointers en route to a career-high 23 points vs. YSU

**OFF THE BENCH***2007-08 Statistics*

No.	Player	Pos	Ht.	Wt.	Yr.	PPG.	RPG	Notes
1	Tyrone Nash	G	6-8	220	Fr.	1.0	3.0	Has played in three games
5	Tom Kopko	G	6-2	180	Fr.	0.0	2.0	First year walk-on
13	Ty Proffitt	G	6-4	206	Fr.	0.0	0.0	Missed the first four games with a groin injury
20	Jonathan Peoples	G	6-3	215	So.	2.0	0.0	Has played in all four games and averaging 14.8 minutes per game
21	Tim Abromaitis	F	6-8	224	Fr.	1.7	1.0	Scored three points and grabbed three rebounds vs. Monmouth
33	Zach Hillesland	F	6-9	233	Jr.	8.4	5.6	Back-to-back double-figure scoring outings vs. GT (12) and YSU (10)
34	Carleton Scott	F	6-7	198	Fr.	--	--	Has not played in a game this season
40	Luke Zeller	F/C	6-10	239	Jr.	4.8	2.4	Netted double figures for the fourth time in his career vs. Long Island
41	Tim Andree	F	6-8	210	So.	2.0	0.0	Second-year walk-on; Father Tim played basketball at ND (1979-83)



**2007-08 BIG EAST  
Preseason Coaches' Poll**

1. Georgetown (8)	Pts. 217
Louisville (8)	217
3. Marquette	191
4. Pittsburgh	170
5. Syracuse	153
6. Connecticut	149
7. Villanova	143
8. Providence	141
9. NOTRE DAME	122
10. West Virginia	112
11. DePaul	79
12. Cincinnati	62
13. Seton Hall	56
14. St. John's	52
15. Rutgers	32
16. USF	23

*First-place votes in parentheses*



**2007-08 Preseason  
All-BIG EAST Team**

- \*Roy Hibbert, *Georgetown*
  - Jeff Adrien, *Connecticut*
  - Jonathan Wallace, *Georgetown*
  - David Padgett, *Louisville*
  - Terrence Williams, *Louisville*
  - Dominic James, *Marquette*
  - Jerel McNeal, *Marquette*
  - Geoff McDermott, *Providence*
  - Kentrell Gransberry, *USF*
  - Eric Devendorf, *Syracuse*
  - \*Scottie Reynolds, *Villanova*
- \*unanimous**

**2007-08 Preseason  
All-BIG EAST Honorable Mention**

- Edgar Sosa, *Louisville*
- Levance Fields, *Pittsburgh*

**2007-08 BIG EAST Players of the Year**

- Roy Hibbert, *Georgetown*

**2006-07 Preseason BIG EAST  
Co-Rookies of the Year**

- Donte Green, *Syracuse*
- Jonny Flynn, *Syracuse*

**One Is A Lonely Number**

• **Rob Kurz** is the lone senior among the 14 players on this year's Irish roster. The last time Notre Dame had only one senior on the roster was during the 1983-84 when Cecil Rucker was the only senior member of that team that consisted of four juniors, five sophomores and three freshmen. The 1988-89 Irish squad featured no seniors on that team and was comprised of five juniors, two sophomores and five freshmen.

**Elite Company**

• Notre Dame joined an elite group last year when it registered its 1,600th win against Providence on February 15, 2007. Entering its 103rd season, Notre Dame has 1,605 victories. Only 12 other schools have reached the mark: Kentucky, North Carolina, Kansas, Duke, Syracuse, Temple, St. John's, Pennsylvania, Indiana, Utah and UCLA.

**Eight Straight Postseason Appearances**

• Notre Dame's appearance in last year's NCAA tournament field marks the fourth NCAA berth for the Irish in seven years. Since 2000, Notre Dame has appeared in either the NCAA or NIT tournaments each of the last eight years. The Irish played in the 2000 NIT and then earned consecutive NCAA tournament berths — 2001, '02, '03 — followed by NIT appearances in '04, '05 and '06. This current postseason streak matches the longest stretch since making eight straight from 1983-90 (NIT in 1983 and '84 and NCAA from 1985-90).

**Four 20-Win Seasons Under His Belt**

• Notre Dame's 24-8 campaign a year ago marked the fourth time in seven seasons under head coach Mike Brey that the Irish won 20-plus games. The 24 wins also equaled the most for Notre Dame during the Brey era. Notre Dame's 20-win campaigns under Brey have been in 2000-01 (20-10), 2001-02 (22-11) and 2002-03 (24-10). In the 102-year history of the program, Notre Dame teams have won 20 or more games on 31 occasions.

**"D" The Key Against Monmouth**

• En route to its 76-33 victory over Monmouth eight days ago, Notre Dame held the Hawks without a point in the final 10:31 of the contest and outscored Monmouth 23-0 down the stretch. In fact, the Irish held the Hawks to just eight points in the second half and just 11 points overall in the final 24:52 of the contest. Notre Dame also limited Monmouth to just nine field goal attempts (all misses) in the final 8:17 of the game.

**Notre Dame vs. Colgate**

The Series: Notre Dame leads 3-0  
Home: 1-0, Away: 2-0, Neutral: 0-0

Date	Site	Result	Score
2-11-14	Hamilton, NY	W	31-26
2-26-38	Hamilton, NY	W	49-38
12-30-01	Notre Dame, IN	W	92-61

Scoring	Total	Average
Notre Dame	172	57.3
Colgate	125	41.7

Current Win Streak .....	Notre Dame, 3 games
Brey vs. Colgate .....	3-0
ND Biggest Win .....	31 (92-61 on 12-30-01)
Colgate Biggest Win .....	—
ND Biggest Win Streak .....	3 (from 1914-01)
Colgate Biggest Win Streak .....	—



**2007-08 Notre Dame  
Men's Basketball Teleconferences**

10:00 a.m. (EST)  
Phone Number: (317) 263-8800  
Passcode: 401575

Friday, November 30, 2007  
Thursday, December 6, 2007  
Thursday, December 20, 2007  
Thursday, December 27, 2007  
Wednesday, January 2, 2008  
Thursday, January 10, 2008  
Thursday, January 24, 2008  
Tuesday, January 29, 2008  
Thursday, February 7, 2008  
Wednesday, February 20, 2008  
Tuesday, February 26, 2008  
Tuesday, March 4, 2008

**2007-08 BIG EAST Teleconferences**  
Call: (913) 381-5533

*Jan. 10, Jan. 24, Feb. 7 and Feb. 21*  
11:00 a.m. Tom Crean (Marquette)  
11:08 a.m. Bob Huggins  
(West Virginia)  
11:16 a.m. Stan Heath (South Florida)  
11:24 a.m. Jim Clahoun (Connecticut)  
11:32 a.m. Norm Roberts (St. John's)  
11:40 a.m. Tim Welch (Providence)  
11:48 a.m. Bobby Gonzalez  
(Seton Hall)  
11:56 a.m. Rick Pitino (Louisville)

*Jan. 17, Jan. 31, Feb. 14 and Feb. 28*  
11:00 a.m. Jay Wright (Villanova)  
**11:08 a.m. Mike Brey (Notre Dame)**  
11:16 a.m. Jerry Wainwright (DePaul)  
11:24 a.m. John Thompson, III  
(Georgetown)  
11:32 a.m. Mick Cronin (Cincinnati)  
11:40 a.m. Jamie Dixon (Cincinnati)  
11:48 a.m. Jim Boeheim (Syracuse)  
11:56 a.m. Fred Hill (Rutgers)

**Monmouth Notables**

- The 33 points allowed by Notre Dame were the fewest ever under head coach Mike Brey and the eight points in the second half were the fewest ever by an Irish team in a half since the inception of the three-point shot.
- The 33 points allowed were also the fewest given up by a Notre Dame team since January 4, 1950 in a 54-33 win at home against Butler. It also marked the fewest points scored by an Irish opponent in a road or neutral site game since Kentucky's 34-28 win over the Irish on December 29, 1981 in Louisville, Ky.
- The 43-point margin of victory was the matched the seventh-highest for an Irish team under Mike Brey.

**Defense Shines In First Two Games ...**

• While offense has always been a staple under head coach Mike Brey, Notre Dame's defense keyed Notre Dame's first two wins. The Irish allowed just 41.5 points per game and held opponents to 27.2 percent shooting from the field and 20.5 percent from three-point range. Notre Dame owned a +19.5 advantage on the boards and outscored its first two opponents a combined 82-35 in the second half.

**But Defense Struggles Against Baylor And Georgia Tech**

• In Notre Dame's last two outings, which resulted in losses to Baylor and Georgia Tech, the Irish allowed 138 points (69.0 ppg.) and allowed the Bears and Yellow Jackets to shoot a combined 51-115 (.443) from the field and 18-39 (.462) from three-point range. The Irish also were outrebounded in both contests.

**Irish Offense Shows Struggles Too**

- Notre Dame's struggled on offense as well in its last two games. Against Baylor, the Irish were just 20-59 from the field (.339) and connected on just 7-19 (.368) from three-point range. In the second half, Notre Dame was only 8-28 from the field (.286).
- In the loss to Georgia Tech, the Irish hit on 40.7 percent of its shots (22-54) and were only 5-16 (.313) from three-point range.
- Notre Dame averaged just 12.0 assists in the two games and turned the ball over 29 times (14.5).

**Lost Leads Down The Stretch**

- In its first two wins of the season, Notre Dame never trailed in either contest. In fact, the Irish have only trailed **5:45** of a possible **200 minutes** this season.
- Against Baylor, the Irish led by as many as 14 points in the first half after jumping out to a 8-0 lead. The Bears took their first lead (61-60) of the contest with 3:15 remaining in the contest. It also marked the first time Notre Dame had trailed in a game all season long. The Irish regained the lead briefly at 62-61 with 1:33 left on the clock before the Bears closed the game with a 7-2 run to close the game.
- In the loss to Georgia Tech, the Yellow Jackets grabbed a four-point lead early on, but Notre Dame's basket at the 16:54 mark would give the Irish the advantage until the final two

**2007-08 BIG EAST STANDINGS**  
*(through games of Nov. 24)*

	<b>Overall Record</b>	<b>BIG EAST Record</b>
Pittsburgh	5-0	0-0
Seton Hall	5-0	0-0
Georgetown	3-0	0-0
St. John's	3-0	0-0
Connecticut	4-1	0-0
Louisville	4-1	0-0
Marquette	4-1	0-0
Syracuse	4-1	0-0
Villanova	4-1	0-0
Providence	3-1	0-0
West Virginia	3-1	0-0
Rutgers	4-2	0-0
Cincinnati	3-2	0-0
<b>NOTRE DAME</b>	<b>3-2</b>	<b>0-0</b>
USF	3-3	0-0
DePaul	1-2	0-0

*Players of the Week*  
Nov. 19 - Sam Young (PU)

*Rookies of the Week*  
Nov. 19 - Donte Green (SU)



## Notre Dame's Records in 2007-08 when ...

Played at the Joyce Center .....	2-0
Played on the road .....	0-0
Played at a neutral site .....	1-2
BIG EAST Conference record (all games) .....	0-0
Non-Conference record .....	3-2
Leading at halftime .....	3-2
Trailing at halftime .....	0-0
Tied at halftime .....	0-0
Playing an overtime game .....	0-0
Shoots .500 or better .....	3-0
Shoots .500 or less .....	0-2
Opponent shoots .500 or less .....	3-2
Shoots better than opponent .....	3-0
Shoots worse than opponent .....	0-2
Shoots same as opponent .....	0-0
Makes more free throws than opponent .....	2-2
Makes less free throws than opponent .....	1-0
Same number of free throws .....	0-0
Outrebounds opponents .....	3-0
Outrebounded by opponents .....	0-2
Same number of rebounds .....	0-0
Has more turnovers than opponent .....	1-1
Has fewer turnovers than opponent .....	2-1
Had same number of turnovers .....	0-0
Bench outscores opponent's bench .....	3-0
Outscored by opponent's bench .....	0-2
Bench points are the same .....	0-0
Plays a ranked opponent .....	0-0
Makes 10 or more three-pointers .....	1-0
No Notre Dame player fouls out .....	3-2
One Notre Dame player fouls out .....	0-0
Two or more Notre Dame players foul out .....	0-0
Wears White Uniforms .....	3-2
Wears Blue Uniforms .....	0-0
Wears Gold Uniforms .....	0-0
Wears Black Uniforms .....	0-0
Plays in an In-Season Tournament .....	1-2
Plays on Television .....	0-2
Plays in November .....	3-2
Plays in December .....	0-0
Plays in January .....	0-0
Plays in February .....	0-0
Plays in March .....	0-0
Plays in Day Games .....	0-0
Plays in Night Games .....	3-2
Plays on Sundays .....	0-1
Plays on Mondays .....	1-1
Plays on Tuesdays .....	0-0
Plays on Wednesdays .....	0-0
Plays on Thursdays .....	0-0
Plays on Fridays .....	1-0
Plays on Saturdays .....	1-0
Final Margin is 5 points or less .....	0-2
Final Margin is 6-10 points .....	0-0
Final Margin is 11-20 points .....	1-0
Final Margin is more than 20 points .....	2-0
Has a player score 20-plus points .....	0-0
Has a player score 30-plus points .....	0-0
Scores 59 points or less .....	0-0
Scores 60-69 points .....	0-2
Scores 70-79 points .....	1-0
Scoring 80-89 points .....	2-0
Scoring 90-plus points .....	0-0

seconds of the contest. The Yellow Jackets trailed by nine (62-53) with 5:11 to play before outscoring Notre Dame 17-7 down the stretch.

- In Notre Dame's win over Youngstown State, the Irish led by 25 with 11:41 left in the game, but were outscored 31-18 in the final 11-plus minutes of the contest before holding on for the 87-75 victory.

### Gody A Force

- Five games into the 2007-08 campaign, **Luke Harangody** is averaging a team-leading 18.4 points and 8.6 rebounds (both career bests). He has scored in double figures in four of five contests. He also is shooting 58.8 percent (40-68) from the field. Harangody recorded his first double-double of the season against the Yellow Jackets when he finished with 22 points and 11 rebounds and then followed that up with 25 points and 13 rebounds against Youngstown State. In addition, he has netted 20-plus points in six career outings.

### 'AYERS' Ball

- Junior Ryan Ayers is off to the best start in his career shooting 45.2 percent from the field (14-31) and 55.0 percent (11-20) from three-point range. His 7.8 points per game also marks a career best. Last year, he began the season 0-12 from the field before hitting his first field goal in the sixth game of the year. Heading into this season, he owned a 38.5 career field goal percentage and 37.5 percent mark from three-point range. Ayers netted a career-high 13 points against Monmouth.

### Home Cookin'

- Notre Dame's 18-0 record at home last season marked just the third time since the opening of the Joyce Center in 1968-69 that an Irish team finished undefeated at home during the regular season and the most wins ever in a single season. Only two other Notre Dame squads ever completed a season undefeated at home — the 1973-74 and 1985-86 squads both finished their campaigns with identical 15-0 records. The Irish were the only BIG EAST team to finish the season undefeated at home. ***Dating back to 2005-06 campaign, Notre Dame has won 22 consecutive games at home following the win over Youngstown State on Saturday night — a streak which is tied for fifth among all Division I teams and is the third longest in school history as well as the longest during Mike Brey's tenure.*** The record for consecutive wins at the Joyce Center is 24 (1973-74).

### Current NCAA Division I Home Court Win Streaks:

1. Memphis	35	5. UCLA	22
2. BYU	34	<b>NOTRE DAME</b>	<b>22</b>
3. Ohio State	27	7. Holy Cross	21
4. Wisconsin	26		

### Joyce Center Streakin'

- Notre Dame began its pursuit of breaking the Joyce Center home win streak on Monday and extended its current win streak to 22 games after the win over Youngstown State. The current 22-game win streak is the longest streak at the Joyce Center and longest during the Mike Brey era. Here's a look at the Joyce Center streaks ...

**24** - Began with a 94-68 win over Xavier on 2/3/73 and ended with a 94-84 loss to Indiana on 12/11/74

**22** - Began with an 88-68 win over Pittsburgh on 1/26/77 and ended with a 69-68 overtime loss to DePaul on 2/12/78

**22** - ***Began with a 66-61 win over DePaul on 3/4/06 (current streak)***

**16** - Began with a 92-70 win over Fairfield on 12/9/82 and ended with a 51-47 loss to UCLA on 12/3/83

**16** - Began with an 89-76 win over West Virginia on 2/20/02 and ended with an



## Miscellaneous Irish Stats...

### Career Games In Double Figures:

Rob Kurz.....	30
Luke Harangody.....	26
Kyle McAlarney.....	13
Tory Jackson.....	10
Zach Hillesland.....	7
Luke Zeller.....	5
Ryan Ayers.....	2

### Career Games With 20-Plus Points:

Luke Harangody.....	6
Rob Kurz.....	4
Kyle McAlarney.....	2
Tory Jackson.....	2

### Career Games With 10-Plus Rebounds:

Rob Kurz.....	14
Luke Harangody.....	8
Zach Hillesland.....	3

### Career Games With 10-Plus Assists:

Tory Jackson.....	1
-------------------	---

### Career Double-Doubles:

Rob Kurz.....	12
Luke Harangody.....	8
Zach Hillesland.....	3

### Number of Career Games ... Led Irish In Rob Kurz

Scoring.....	8
Rebounds.....	23
Blocks.....	31
Steals.....	10
Assists.....	6

### Luke Zeller

Rebounds.....	3
Blocks.....	10
Steals.....	2

### Kyle McAlarney

Assists.....	17
Scoring.....	2
Steals.....	7

### Ryan Ayers

Steals.....	4
Blocks.....	4
Rebounds.....	1

### Zach Hillesland

Rebounds.....	5
Blocks.....	5
Steals.....	3

### Luke Harangody

Scoring.....	7
Rebounds.....	13
Steals.....	6
Blocks.....	7
Steals.....	2

### Tory Jackson

Assists.....	20
Steals.....	20
Rebounds.....	1

### Jonathan Peoples

Steals.....	2
-------------	---

### Tyrone Nash

Steals.....	1
-------------	---

87-79 loss to Connecticut on 2/24/03

## What A Difference A Year Makes

• With its 11-5 record in BIG EAST play last season, Notre Dame's win total was five more than the 2005-06 team which finished with a 6-10 conference mark after beginning league play 1-8. Notre Dame's 24 wins also were eight more its total of 16 the previous season.

## Irish Roll Under Brey In November

• Irish teams have traditionally played well under Irish head coach Mike Notre Dame completed the month of November in 2006 with a 5-1 record. Under head coach Mike Brey, the Irish are 29-5 (.852) all-time in games played during the month of November. The five November losses have been to Creighton 80-75 in the championship game of the Guardians Classic on Nov. 26, 2002; to North Carolina State (61-48) at the John R. Wooden Tradition at Conesco Fieldhouse in Indianapolis on Nov. 26, 2005; against Butler (71-69) on Nov. 13, 2006 in the first round of the NIT Season Tip-Off; and to Baylor (68-64) and Georgia Tech (70-69) this season. This is the first season that an Irish team has lost more than one game during the month of November under Brey.

## The Irish All-Time

• The 2007-08 men's basketball campaign marks the 103rd season of basketball and 13th as a member of the BIG EAST Conference. In 102-plus seasons, Irish teams have posted a 1608-887 record for a .644 winning percentage. In BIG EAST play, Notre Dame owns a 101-99 (.505) record all-time in conference regular-season play.

## Always In It

• Since the 2005-06 campaign, Notre Dame's 24 losses have been by a combined 121 points for an average of 5.0 points per game. The 14 setbacks in '05-'06 were by a total of 59 points (4.2 points). The only double-digit loss was to North Carolina State (61-47). The Irish suffered 10 BIG EAST losses during the regular season and those were by a combined 35 points (3.5).

## Putting Up The Points And Winning Impressively

• Notre Dame averaged 81.0 points per game last season, the best points per game average ever for under Mike Brey. With its 82 points against Long Island in the season opener, the Irish proved once again that they can score points. Ten of the 24 victories a year ago were by 24 or more points, while six of those games were by 30 points or better.

## Keeping It Close

• In the 80 losses suffered by Irish teams in Mike Brey's seven seasons, only 19 have been by 10 or more points and have been by a combined 520 for an average of 6.5 points per game. Notre Dame's 18-point loss (66-48) to Georgetown in 2006-07 was the largest ever for an Irish team under Brey.

## 18-Game BIG EAST Slate

• Notre Dame will play Connecticut, DePaul and Marquette twice as part of its 2007-08 18-game BIG EAST men's basketball conference slate. The league is employing an 18-game schedule this year with all teams playing each other at least once and three opponents twice (home and away). The BIG EAST utilized the 16-game slate since the 1999-00 campaign and has not played an 180-game conference schedule since 1998-99 when the league had 13 members. The format was used for eight years from 1991-99.

## BIG EAST Formula For Success Under Brey

• Since his arrival at Notre Dame, Mike Brey has led Notre Dame to a 66-46 (.589) record in BIG EAST regular-season games and a 3-7 mark in tournament play for an overall record of 69-53 (.566) against league foes. In Brey's first season, the Irish posted their first-ever win-



## Free-Throw Shooting in Final Five Minutes and Overtime:

Tim Andree .....	0-0 (.000)
Tim Abromaitis .....	1-1 (1.000)
Ryan Ayers .....	0-0 (.000)
Luke Harangody .....	0-0 (.000)
Zach Hillesland .....	0-1 (.000)
Tory Jackson .....	1-2 (.500)
Rob Kurz .....	8-9 (.889)
Tom Kopko .....	0-1 (.000)
Kyle McAlarney .....	1-2 (.500)
Tyrone Nash .....	0-0 (.000)
Jonathan Peoples .....	0-0 (.000)
Ty Proffitt .....	0-0 (.000)
Carleton Scott .....	0-0 (.000)
Luke Zeller .....	0-0 (.000)
Total .....	11-16 (.688)
<b>Opponents .....</b>	<b>6-8 (.750)</b>

## Irish On The Road Under Brey

	<u>Away</u> .....	<u>Neutral</u> .....	<u>Overall</u>
2006-07	0-0 .....	1-2 .....	1-2
2006-07	3-5 .....	3-3 .....	6-8
2005-06	4-7 .....	0-2 .....	4-9
2004-05	4-6 .....	0-1 .....	4-7
2003-04	6-5 .....	2-1 .....	8-6
2002-03	4-5 .....	6-3 .....	10-8
2001-02	8-4 .....	5-3 .....	13-7
2000-01	6-4 .....	2-2 .....	8-6
<b>Totals</b>	<b>35-36</b> .....	<b>19-17</b> .....	<b>54-53</b>
	(.492) .....	(.528) .....	(.505)

## Live on UND.Com

During the 2007-08 basketball campaign, 10 men's basketball home games (exhibition and non-conference) will be televised live and free of charge on the school's official athletics web site through its Fighting Irish All-Access multimedia package. Each broad will originate from the Joyce Center with the video supplemented by the live radio feed from the Notre Dame Radio Network.

## Remaining Games scheduled for und.com:

Nov. 26	Colgate	7:30 p.m.
Dec. 1	Eastern Michigan	7:00 p.m.
Dec. 8	Northern Illinois	7:00 p.m.
Dec. 22	San Francisco	4:00 p.m.
Dec. 29	Brown	7:00 p.m.
Dec. 31	North Florida	1:00 p.m.

ning record in BIG EAST play and won the BIG EAST West Division title with an 11-5 mark. Prior to Brey's arrival at Notre Dame, Irish teams had a 35-53 (.398) regular-season record since joining the league in 1995-96.

## 275 And Counting

• Heading into tonight's game against Colgate, Notre Dame has hit at least one three-pointer in 275 straight games, a mark that dates back to the 1998-99 campaign. The last time an Irish team failed to hit a three-pointer was a 101-70 loss to Connecticut at the Hartford Civic Center on Jan. 12, 1999 as Notre Dame finished 0-7 from beyond the arc in the game. The 2005-06 Irish squad set the single-season record with 288 three-pointers and fell just one field goal short of that mark (287) in 2006-07.

## Home Sweet Home

• Since the inaugural season in 1968-69 at the Joyce Center, Notre Dame owns a 474-141 record all-time for a .770 winning percentage. The Irish are 88-27 (.765) at the Joyce Center during Mike Brey's six-plus seasons, and since the 1996-97 campaign, they own a 136-43 mark for a .760 winning percentage. Notre Dame's 17 wins at home this season marks the ninth time in 10 years that the Irish won 10 or more home games. The Irish played their 600th game at the Joyce Center on Nov. 27, 2006 versus Lehigh.

## Over The Century Mark

• Notre Dame topped the 100-point mark twice during the 2006-07 campaign and eight times under Irish head coach Mike Brey.

## Road Warriors

• In Mike Brey's seven-plus seasons, his Irish teams have compiled a road record of 54-53 (.505) that includes a 35-36 (.492) in true road games and a 19-17 mark (.545) in neutral site contests.

## Double The Pleasure

• **Rob Kurz** led the Irish with nine double-doubles last season and registered his 12th career one Long Island in the season opener with his 19 points and 10 rebounds against the Blackbirds in just 28 minutes. He connected on 8-12 shots from the field (1-3 from three-point range). Eight of his 10 rebounds in the contest were on the defensive end of the floor.

## Unselfish Duo

• Junior **Kyle McAlarney** and sophomore **Tory Jackson** started in the backcourt in a regular season game for the first time ever against Long Island in the season opener. The duo combined for 11 points and 15 assists (eight by Jackson and seven by McAlarney) of Notre Dame's 28 assists.

## Team Basketball

• Under Irish head coach Mike Brey, Notre Dame always has done a good job of distributing the basketball and shown great unselfishness as a team. That was again evident against Long Island when the Irish dished off 28 assists on 35 baskets (a 0.8 assists-to-basket ratio). Notre Dame also enjoyed a strong assist-to-back ration against Youngstown State with 24 assists credited to 32 baskets.

## Zeller Down Under

• For the second straight summer in 2007, forward **Luke Zeller** played with Athletes In Action, joining them this year for an eight-game Australian tour. During the exhibition tour, he averaged 11.3 points and 6.6 rebounds and scored in double figures in five of those contests. The previous year, he traveled to Taipei City, Taiwan and was a member of the AIA squad that captured the gold medal at the 2006 William Jones Cup.

## Paradise Jam Recap

• Notre Dame finished fifth at the Paradise Jam in the eight-team field and Luke Haran-

## The Last Time ...

### Notre Dame recorded a ....

30-Point win ..... was on 12/16/06 - ND 94, Elon 63 (31 Points)\*  
 40-Point win ..... was on 11/16/17 - ND 76, Monmouth 33 (43 Points)  
 50-Point win ..... was on 12/28/06 - ND 101, Rider 51 (50 Points)  
 30-Point loss ..... was on 1/7/99 - ND 62, Villanova 93 (31 Points)\*

### Notre Dame shot.....

60% on FGs ..... was on 12/14/02 - 60.0% (30-50) vs. DePaul (ND 102 - DePaul 71)  
 65% on FGs ..... was on 1/30/02 - 66.7% (34-51) vs. Pittsburgh (ND 89 - Pittsburgh 76)\*  
 90% on FTs ..... was on 1/17/07 - 94.7% (18-19) vs. Winston-Salem St. (ND 90 - Winston-Salem St. 45)

### Notre Dame.....

Won 10 games in a row ..... was from 11/14/06 thru 1/3/07 - 12 straight  
 Won 15 games in a row ..... was from 12/31/53 thru 3/9/54 - 18 straight  
 Won 20 games in a row ..... never  
 Lost 5 games in a row ..... was from 1/20/06 thru 2/4/06 - 5 straight  
 Scored 100 points ..... was on 1/30/07 (ND 103 - Syracuse 91)  
     - Scored 100 points on the road ..... was on 1/30/07 (ND 103 - Syracuse 91)  
     - Scored 100 points at a neutral site ..... was on 3/12/78 (ND 100 - Houston 77) (NCAA First Round, Tulsa, OK)  
     - Scored 100 points and lost ..... was on 3/20/71 (ND 106 - Houston 119) (NCAA Regional Semi-finals at Wichita, KS)  
 Allowed 100 points ..... was on 1/17/07 vs. Villanova (ND 87 - Villanova 102)  
 Scored less than 50 points ..... was on 1/6/07 vs. Georgetown (ND 48 - Georgetown 66)  
 Allowed less than 50 points ..... was on 11/16/07 vs. Monmouth (ND 76 - Monmouth 33)  
 Played an Overtime Game ..... was on 3/20/06 vs. Michigan (ND 87 - Michigan 84 - 2OT)  
     - Played in a Multi-Overtime Game ..... was on 3/20/06 vs. Michigan (ND 87 - Michigan 84 - 2OT)  
 Won on a "last second" shot ..... was on 2/9/03 vs. Pittsburgh (ND 66 - Pittsburgh 64 - Torin Francis layup at 00:00.6)\*  
 Had 5 double figure scorers ..... was on 2/20/07 vs. DePaul (ND 78 - DePaul 54)\* Colin Falls 19, Rob Kurz 15, Luke Harangody 13, Tory Jackson 13, Russell Carter 13  
 Had 6 double figure scorers ..... was on 12/14/03 vs. DePaul (ND 82 - DePaul 69) Jordan Cornette 17, Chris Thomas 13, Colin Falls 12, Torin Francis 12, Chris Quinn 12, Rick Cornett 10  
 Had 7 double figure scorers ..... never  
 Had two double-figure rebounders ..... was on 11/24/07 vs. Youngstown State (ND 87 - Youngstown State 75) Luke Harangody 13, Rob Kurz 11\*  
 Had two players with double-doubles ..... was on 1/30/07 vs. Syracuse (ND 103 - Syracuse 91) Russell Carter (21 pts, 13 rebs), Zach Hillesland (14 pts, 10 rebs)  
 Had three players with double-doubles ..... never  
 Had two 30-point scorers ..... was on 2/18/06 vs. Seton Hall (ND 102 - Seton Hall 91) Chris Quinn - 34, Colin Falls - 32  
 Had two 20-point scorers ..... was on 11/24/07 vs. Youngstown State (ND 87 - Youngstown State 75) Luke Harangody - 25, Kyle McAlarney - 23\*  
 Had three 20-point scorers ..... was on 3/8/07 vs. Syracuse (ND 89 - Syracuse 83) Russell Carter 24, Luke Harangody 20, Colin Falls 23  
 Made 10 three-point field goals ..... was on 3/9/07 - 10-26 (38.5%) vs. Georgetown (ND 82 - Georgetown 84)  
 Committed 10 turnovers or less ..... was on 11/18/07 - 10 turnovers vs. Baylor (ND 64 - Baylor 68)  
 Committed 5 turnovers or less ..... was on 2/21/06 - 4 turnovers vs. Connecticut (ND 74 - Connecticut 75 - OT)  
 Committed 25 turnovers ..... was on 2/8/00 - 26 turnovers vs. Villanova (ND 69 - Villanova 86)  
 Forced 25 turnovers ..... was on 11/16/01 - 30 turnovers vs. New Hampshire (ND 95 - New Hampshire 53)

### An Irish player had.....

25+ points ..... was on 11/24/07 - Luke Harangody (25) vs. Youngstown State (ND 87 - Youngstown State 75)\*  
 30+ points ..... was on 1/23/07 - Russell Carter (32) vs. St. John's (ND 68 - St. John's 71)  
 35+ points ..... was on 1/4/06 - Chris Quinn (37) vs. Pittsburgh (ND 97 - Pittsburgh 100 2OT)  
 40+ points ..... was on 11/28/93 - Monty Williams (42) vs. Valparaiso (ND 96 - Valparaiso 74)\*  
 15 or more rebounds ..... was on 1/20/04 - Torin Francis (16) vs. Virginia Tech (ND 74 - Virginia Tech 63)  
 20 rebounds ..... was on 11/22/02 - Torin Francis (20) vs. Bucknell (ND 73 - Bucknell 42)\*  
 a "double-double" ..... was on 11/24/07 - Luke Harangody (25 pts, 13 rebs) vs. Youngstown State (ND 87 - Youngstown State 75)\*  
 a "triple-double" ..... was on 11/16/01 - Chris Thomas (24 pts, 11 ast, 11 steals) vs. New Hampshire (ND 99 - New Hampshire 53)\*  
 20 points and 10 rebounds ..... was on 11/24/07 - Luke Harangody (23 pts, 13 rebs) vs. Youngstown State (ND 87 - Youngstown State 75)\*  
 20 points and 20 rebounds ..... was on 1/8/01 - Troy Murphy (25 pts, 20 rebs) vs. Seton Hall (ND 76 - Seton Hall 78)  
 10 assists ..... was on 2/3/07 - Tory Jackson (11) vs. South Florida (ND 63 - South Florida 69)  
 10 blocks ..... was on 11/17/02 - Jordan Cornette (11) vs. Belmont (ND 76 - Belmont 48)\*#  
 10 steals ..... was on 11/16/01 - Chris Thomas (11) vs. New Hampshire (ND 99, New Hampshire 53)\*#

### An opposing player had.....

25+ points ..... was on 2/8/07 - Wilson Chandler (25), DePaul (ND 66 - DePaul 67)  
 30+ points ..... was on 3-9-07 - Jeff Green (30), Georgetown (ND 82 - Georgetown 84)  
 35+ points ..... was on 2/1/03 - Mike Sweetney (38), Georgetown (ND 93 - Georgetown 92 2OT)  
 40+ points ..... was on 2/8/87 - Danny Manning (40), Kansas (ND 60 - Kansas 70)  
 15 rebounds ..... was on 3/8/07 - Paul Harris (15), Syracuse (ND 89 - Syracuse 83)  
 20 rebounds ..... was on 3/8/07 - Terrance Roberts (20), Syracuse (ND 89 - Syracuse 83)  
 a "double-double" ..... was on 11/24/07 - John Barber (19 pts, 12 rebs), Youngstown State (ND 87 - Youngstown State 75)\*  
 a "triple-double" ..... was on 2/21/06 - Marcus Williams (18 pts, 10 rebs, 13 asts) Connecticut (ND 74 - Connecticut 75 - OT)  
 20 points and 10 rebounds ..... was on 3/16/07 - Torrell Martin (20 pts, 11 rebs) Winthrop (ND 64 - Winthrop 74)  
 20 points and 20 rebounds ..... was on 2/9/02 - Mike Sweetney (35 pts, 20 rebs) Georgetown (ND 116 - Georgetown 111 - 4OT)  
 10 assists ..... was on 3/16/07 - Michael Jenkins (11), Winthrop (ND 64 - North Carolina 74)  
 10 blocks ..... was on 1/27/73 - Bill Walton (10), UCLA (ND 63 - UCLA 82)\*  
 10 steals ..... was on 1/29/89 - Mark Macon (11), Temple (ND 64 - Temple 60)\*

\*indicates Notre Dame home game; #school record; @Joyce Center record





## The Joyce Center Renovation

On October 6, 2006, plans for the renovation of the Joyce Center arena — home to Notre Dame basketball — were announced and are scheduled to begin in September 2008.


The University has selected the architects for the project, and they currently are in the process of completing final design plans.

The first phase of the project, to begin next September, involves construction of a new three-story structure at the south end of the arena. That structure will include a new two-story lobby, the Notre Dame ticket operations (approximately 4,500 square feet) and a varsity shop to sell apparel and souvenirs (approximately 3,000 square feet), in addition to a new club seating and hospitality area.

Replacement of the Joyce Center arena seating, including installation of chair-back seating throughout the arena, is expected to take place after the University's Commencement Exercises in May 2009. The project is scheduled for completion in January 2010. The arena is expected to re-open by mid-October 2009, in time for the start of the basketball season.

The University announced last October that this \$26.3 million project has received a \$12.5 million leadership gift from Notre Dame alumnus and Trustee Philip J. Purcell III. A month later, another major gift of \$5 million from Notre Dame graduate Vincent J. Naimoli.

The arena will be named Purcell Pavilion at the Joyce Center -- and the new club/hospitality area and two outdoor patios will be named for the Naimoli family.



gody was named to the all-tournament team after averaging 17.3 points and 8.0 rebounds.

### notes continued from page 7

- The Irish opened up tournament play with an impressive 76-33 victory over Monmouth as Notre Dame shot 50.9 percent from the field and limited the Hawks to just 26.5 percent (13-49). Notre Dame also held a 46-18 advantage on the boards. **Rob Kurz** led all scorers with 15 points, while **Kyle McAlarney** and **Ryan Ayers** each added 13. Ayers' 13 points marked a career-high as he connected on 5-6 shots from the field and was 3-4 from three-point range.

- **Luke Harangody** scored a game-high and matched his career-high with a 22-point effort against Baylor as he finished 9-14 from the field and grabbed eight rebounds. The only other Irish player in double figures was **Rob Kurz** as he finished with 13 points and five rebounds. Notre Dame shot just 28.6 percent in the second half and 33.9 percent for the contest, while the Bears connected on 41.4 percent.

- Notre Dame led for all but the first three minutes of the game and the final two seconds when Georgia Tech's three-pointer lifted the Yellow Jackets to the win. **Luke Harangody** notched the fifth 20-plus point outing of his career and matched a his personal best for the second time in as many nights as he finished with 22 points and

11 rebounds. Harangody was one of four Irish players in double figures. **Rob Kurz** finished with 15 points and grabbed five rebounds, while **Zach Hillesland** added 12 points and **Tory Jackson** finished with 10 points as he netted double figures for the first time in four outings. Notre Dame shot 40.7 percent from the field, but allowed Georgia Tech to connect on 47.4 percent for the game and 58.8 percent (10-17) from three-point range.



## Head Coach Mike Brey

### 2007 BIG EAST Coach of the Year

8th season at Notre Dame •  
145-80 (.644)  
13th season as a head coach •  
244-132 (.649)

- Named the 17th head coach at the University of Notre Dame on July 14, 2000
- A 21-year veteran of the college ranks...
  - University of Notre Dame (head coach)  
2000-07 (seven seasons)
  - University of Delaware (head coach)  
1995-2000 (five seasons)
  - Duke University (assistant coach)  
1987-95 (eight seasons)

	<u>Overall</u>	<u>BIG EAST (regular season)</u>
2000-01	20-10	11-5 (1st place-West Division)
2001-02	22-11	10-6 (2nd place-West Division)
2002-03	24-10	10-6 (3rd place-West Division)
2003-04	19-13	9-7 (7th place)
2004-05	17-12	9-7 (6th place)
2005-06	16-14	6-10 (11th place)
2006-07	24-8	11-5 (4th place)
2007-08	3-2	
	<b>145-80 (.644)</b>	<b>66-46 (.589)</b>

- Has guided six of his 12 teams to NCAA tournament play; 10 of those teams have advanced to the postseason (four NIT appearances)
- In his first season, led Notre Dame to the 2000-01 BIG EAST West Division championship (its first league regular-season title in school history). In 2002-03, guided the Irish to their first Sweet 16 appearance since 1987
- He is only coach in the program's history to lead his teams to three consecutive 20-win seasons and three straight NCAA tournament appearances in his first three seasons
- Spent eight years as an assistant coach under Mike Krzyzewski at Duke and during that time the Blue Devils advanced to the Final Four six times and won national championships in both 1991 and '92. While there, Duke compiled a 216-65 record
- Played at DeMatha High School under legendary coach Morgan Wootten and graduated from there in 1977. Also served as an assistant coach for Wootten from 1982-87
- Received DeMatha High School's Distinguished Alumnus Award in October 2003
- Awarded an honorary monogram by the Notre Dame Monogram Club in December of 2006 and inducted in University of Delaware Athletic Hall of Fame in November of 2007

• Recipient of 2003 Coaches vs. Cancer Champion Award in recognition of his fund-raising efforts for the Coaches vs. Cancer Program and a member of the CVC National Council

• Along with wife Tish received the Distinguished Service Award and the 2007 March of Dimes Franklin D. Roosevelt Award in 2,000. The couple has raised more than \$1 million for the South Bend/Michiana area.

#### Mike Brey vs. Ranked Opponents:

Overall: 21-43  
at Notre Dame: 21-37  
(2006-07: 4-2; 2005-06: 1-7; 2004-05: 2-5; 2003-04: 2-8; 2002-03: 5-6; 2001-02: 3-6; 2000-01: 4-3)  
at Delaware: 0-6

#### Mike Brey in Overtime Games at Notre Dame:

Overall: 3-5  
at Georgetown (2/9/02) ..... 116-111 (4 OT)  
at Boston College (1/25/03)..... 101-96  
vs. Georgetown (2/1/03)..... 93-92 (2OT)  
at Pittsburgh (1/4/06)..... 97-100 (2OT)  
vs. Georgetown (1/24/06)..... 82-85 (2OT)  
at Louisville (2/4/06) ..... 86-89  
at Connecticut (2/21/06) ..... 74-75  
at Michigan (3/20/06)..... 84-87 (2OT)

#### Mike Brey Among BIG EAST's Best

Since his arrival, Mike Brey has compiled a 69-53 (.566) record in BIG EAST games (66-46 in regular season and 3-7 in tournament contests). Here's how the Irish coach ranks against some of the BIG EAST's best (both past and present)....

<b>Jim Calhoun (UConn: 1986-)</b>	<b>254-141 (.643)</b>
<b>Mick Cronin (UC: 2006-)</b>	<b>2-14 (.125)</b>
<b>Jerry Wainwright (DU: 2005-)</b>	<b>14-19 (.424)</b>
John Thompson (GU: 1979-99)	231-123 (.653)
<b>John Thompson III (GU: 2004-)</b>	<b>37-19 (.661)</b>
<b>Rick Pitino (PC: 1985-87 and UL (2005-)</b>	<b>55-50 (.523)</b>
Paul Evans (UP: 1986-94)	76-70 (.524)
Ben Howland (UP: 1999-03)	46-29 (.613)
<b>Jamie Dixon (UP: 2003-)</b>	<b>52-23 (.693)</b>
<b>Tom Crean (MU: 2005-)</b>	<b>21-14 (.600)</b>
Pete Gillen (PC: 1994-98)	38-43 (.469)
<b>Tim Welsh (PC: 1998-)</b>	<b>66-88 (.452)</b>
<b>Fred Hill (RU: 2006-)</b>	<b>3-13 (.188)</b>
Lou Carnesecca (SJU: 1979-92)	139-80 (.635)
Mike Jarvis (SJU: 1998-03)	57-36 (.613)
<b>Norm Roberts (2004-)</b>	<b>15-34 (.306)</b>
P.J. Carlesimo (SH: 1982-94)	90-130 (.409)
Tommy Amaker (SH: 1997-01)	35-39 (.473)
Louis Orr (SH: 2001-06)	39-47 (.453)
<b>Bobby Gonzalez (SH: 2000-)</b>	<b>4-12 (.250)</b>
Robert McCullum (USF: 2005-)	4-28 (.125)
<b>Jim Boeheim (SU: 1979-)</b>	<b>333-181 (.648)</b>
Rollie Massimino (VU: 1979-92)	123-92 (.572)
Steve Lappas (VU: 1992-01)	96-79 (.559)
<b>Jay Wright (VU: 2001-)</b>	<b>61-47 (.565)</b>
John Beilien (WVU: 2002-)	40-44 (.476)
<b>Gale Catlett (WVU: 1995-02)</b>	<b>49-78 (.386)</b>

## Notre Dame Under Brey ...

	Overall	2007-08
Overall	144-80 (.644)	3-2 (.600)
At Home	91-27 (.771)	2-0 (1.000)
On the Road	35-36 (.493)	0-0 (.000)
Neutral Site	19-17 (.528)	1-2 (.333)
vs. BIG EAST (all games)	68-53 (.561)	0-0 (.000)
BIG EAST GAMES (regular season)	66-46 (.589)	0-0 (.000)
Home	40-16 (.714)	0-0 (.000)
Road	26-30 (.464)	0-0 (.000)
Non-Conference Teams (regular season)	69-20 (.775)	3-2 (.600)
Home	50-9 (.847)	2-0 (1.000)
Road	8-5 (.615)	0-0 (.000)
Neutral	11-6 (.647)	1-2 (.333)
Notre Dame Shoots 50% or better	57-2 (.967)	3-0 (1.000)
Notre Dame Shoots less than 50%	88-78 (.530)	0-2 (.000)
Hold opponent to less than 50%	126-61 (.674)	3-2 (.500)
Hold opponent to less than 40%	82-10 (.891)	2-0 (1.000)
Outrebounds opponent	82-28 (.745)	3-0 (1.000)
Plays an overtime game	3-5 (.375)	0-0 (.000)
Plays a ranked opponent	21-37 (.362)	0-0 (.000)
Plays in November	29-5 (.848)	3-2 (.600)
Plays in December	38-10 (.792)	0-0 (.000)
Plays in January	31-26 (.544)	0-0 (.000)
Plays in February	29-21 (.580)	0-0 (.000)
Plays in March	18-18 (.500)	0-0 (.000)
Scores 50 points or less	0-3 (.000)	0-0 (.000)
Scores 50+ points	142-76 (.651)	3-2 (.600)
Scores 60+ points	137-63 (.685)	3-2 (.600)
Scores 70+ points	116-38 (.753)	3-0 (1.000)
Scores 80+ points	71-12 (.855)	2-0 (1.000)
Scores 90+ points	31-1 (.969)	0-0 (.000)
Scores 100+ points	8-0 (1.000)	0-0 (.000)
Season openers	8-0 (1.000)	1-0 (1.000)
Season openers at the Joyce Center	8-0 (1.000)	1-0 (1.000)
Record in first home game	8-0 (1.000)	1-0 (1.000)
Records in first road game (includes neutral)	4-4 (.500)	1-0 (1.000)
Records in BIG EAST openers at home	2-1 (.667)	0-0 (.000)
Records in BIG EAST openers on the road	1-3 (.250)	0-0 (.000)
Best Record	24-8 (.750) (2006-07)	
Worst Record	16-14 (.533) (2005-06)	
Most BIG EAST wins in a season (regular season and tournament)	12 (2000-01)	
Most BIG EAST losses in a season	11 (2005-06)	
Longest home winning streak	22 (2006-07)	
Longest road winning streak (includes neutral)	5 (2000-01)	
Longest home losing streak	3 (2001-02)	
Longest road losing streak (includes neutral)	5 (2005-06)	

## Irish Record Under Brey In Games Decided By ....

1 point.....	9-8
2 points.....	4-7
3 points.....	10-15
4 points.....	3-7
5 points.....	3-5
6 points.....	7-3
7 points.....	10-5
8 points.....	3-8
9 points.....	3-4
10 points.....	6-4
11-15 points.....	32-12
16-20 points.....	16-3
21-30 points.....	17-0
31-40 points.....	13-0
41-50 points.....	9-0
50+points.....	0-0
Total .....	145-80

## Winning BIG EAST Regular Seasons Since 2000-01

Team	# of Winning Seasons	NCAA Bids
NOTRE DAME	6	4
Pittsburgh	6	6
Syracuse	6	5
Connecticut	5	5
*Marquette	5	4
*Cincinnati	5	5
Georgetown	4	3
*Louisville	4	4
Villanova	3	3
Seton Hall	3	2
Providence	2	2
*DePaul	2	1
West Virginia	2	1
St. John's	1	1
*USF	1	0
Rutgers	0	0

\* includes years in Conference USA

## 10-Win BIG EAST Regular Seasons Since 2000-01

Team	# of Winning Seasons
Pittsburgh	6
Syracuse	5
Connecticut	5
NOTRE DAME	4
Georgetown	3
*Marquette	2
Villanova	2
Providence	2
Seton Hall	2
Louisville	1
West Virginia	1

\* joined BIG EAST in 2005-06

## Notre Dame Highs and Lows Under Mike Brey

### Notre Dame – Team Game High (1st Half)

Points.....	62 vs. Loyola-Chicago (11/22/00)
Field Goals Made .....	24 vs. IPFW (11/10/06)*
	24 vs. Syracuse (1/30/07)
Field Goals Attempted .....	43 vs. New Hampshire (11/16/01)*
	43 vs. Syracuse (11/30/07)
Field Goal Percentage .....	67.7% (21-31) vs. Pittsburgh (1/30/02)*
3 PT Field Goals Made .....	10 vs. Louisville (2/4/06)
	10 vs. Rider (12/28/06) *
3 PT Field Goals Attempted .....	21 vs. Rider (12/28/06)*
3 PT Field Goals Percentage .....	71.4% (5-7) vs. Fordham (12/28/05)*
Free Throws Made .....	11 vs. Connecticut (2/9/04)*
Free Throws Attempted .....	17 vs. Columbia (12/23/05)*
Free Throw Percentage .....	100.0% on four occasions
Total Rebounds.....	27 vs. Army (12/19/04)*
Offensive Rebounds .....	14 vs. Army (12/19/04)*
	14 vs. Providence (2/19/05)
Defensive Rebounds .....	20 vs. Long Island (11/12/07)*
Assists .....	19 vs. Canisius (12/19/00)*
Steals.....	12 vs. New Hampshire (11/16/01)*
Blocked Shots.....	13 vs. Belmont (11/17/02)*
Turnovers.....	14 vs. Monmouth (11/16/07)
Fouls.....	11 vs. Villanova (1/8/05*)

### Notre Dame – Team Game High (2nd Half)

Points.....	68 vs. Georgetown (2/9/02)
Field Goals Made .....	24 vs. Pittsburgh (1/4/06)
Field Goals Attempted .....	63 vs. Georgetown (2/9/02)
Field Goal Percentage.....	72.0% vs. Lafayette (11/14/06)
3 PT Field Goals Made.....	11 vs. St. John's (3/6/04)
3 PT Field Goals Attempted.....	24 vs. Pittsburgh (1/4/06)
3 PT Field Goals Percentage .....	75.0% (6-8) vs. Connecticut (2/21/05)
Free Throws Made .....	27 vs. Seton Hall (2/18/06)
Free Throws Attempted .....	30 vs. Seton Hall (2/18/06)
Free Throw Percentage .....	100.0% (13-13) vs. Villanova (1/8/05)*
	100.0% (15-15) vs. Winston-Salem St. (11/29/06)*
Total Rebounds.....	34 vs. Seton Hall (1/8/01)
Offensive Rebounds .....	15 vs. Army (12/19/04)*
Defensive Rebounds .....	25 vs. Sacred Heart (11/18/00)*
Assists .....	16 vs. Army (12/19/04)*
Steals.....	14 vs. New Hampshire (11/16/01)*
Blocked Shots.....	6 vs. Belmont (11/17/02)
Turnovers .....	13 vs. Niagara (12/21/05)*
Fouls.....	16 vs. Rutgers (1/31/04)
	16 vs. Winthrop (3/16/07)*

### Notre Dame – Team Game High (Total)

Points.....	116 vs. Georgetown (2/9/02)
Field Goals Made .....	42 vs. Canisius (12/19/00)*
Field Goals Attempted .....	94 vs. Georgetown (2/9/02)
Field Goal Percentage.....	66.7% (34-51) vs. Pittsburgh (1/30/02)*
3 PT Field Goals Made .....	17 vs. St. John's (3/6/04)*
	17 vs. Louisville (2/4/06)#
3 PT Field Goals Attempted.....	44 vs. Canisius (12/22/00)
3 PT Field Goals Percentage .....	61.9% (13-21) vs. Providence (1/14/06)*
Free Throws Made .....	33 vs. Seton Hall (2/18/06)
Free Throws Attempted .....	45 vs. Columbia (12/23/05)*
Free Throw Percentage .....	100% (5-5) vs. Illinois (3/22/03)
	100% (19-19) vs. Villanova (1/8/05)#
Total Rebounds.....	64 vs. Georgetown (2/9/02)
Offensive Rebounds .....	24 vs. Seton Hall (1/8/01)
Defensive Rebounds .....	40 vs. Tennessee Tech (12/17/00)*
Assists .....	32 vs. Canisius (12/19/00)*
Steals.....	26 vs. New Hampshire (11/16/01)*#
Blocked Shots.....	19 vs. Belmont (12/17/02)*#
Turnovers .....	20, on two occasions
Fouls.....	26 vs. Georgetown (2/9/02)

### Notre Dame – Team Game Lows (1st Half)

Points.....	19 vs. Connecticut (2/21/04)*
Field Goals Made .....	6 vs. Connecticut (2/21/04)
Field Goals Attempted .....	21 vs. Canisius College (12/22/01)
Field Goal Percentage.....	18.8% (6-32) vs. Connecticut (2/21/04)
3 PT Field Goals Made.....	0 vs. West Virginia (1/7/04)
3 PT Field Goals Attempted.....	5 vs. Virginia Tech (1/20/04)
	5 vs. IPFW (11/23/04)*
3 PT Field Goals Percentage .....	0.0% (0-7) vs. West Virginia (1/7/04)*
	0.0% (0-10) vs. Michigan (12-3-05)*
Free Throws Made .....	0 on six occasions
Free Throws Attempted .....	0 on five occasions
Free Throw Percentage.....	0.0% on five occasions
Total Rebounds.....	10 vs. Pittsburgh (2/9/03)*
Offensive Rebounds .....	1 vs. Pittsburgh (2/9/03)*
	1 vs. Rutgers (3/2/05)*
Defensive Rebounds .....	8 vs. Pittsburgh (2/12/05)
Assists .....	1 vs. Villanova (1/27/07)*
Steals.....	1 on three occasions
Blocked Shots.....	0 on 13 occasions
Turnovers .....	1 vs. Georgetown (3/4/04)*
Fouls.....	0 vs. Samford (12/30/04)*

### Notre Dame – Team Game Lows (2nd Half)

Points.....	19 vs. Valparaiso (1/5/03)
Field Goals Made .....	6 vs. Purdue (3/17/04)*
	6 vs. Harvard (11/19/04)*
Field Goals Attempted .....	19 vs. Georgetown (2/16/05)*
	19 vs. West Virginia (1/9/07)*
Field Goal Percentage.....	21.4% (6-28) vs. Harvard (11/19/04)*
3 PT Field Goals Made.....	1 on six occasions
3 PT Field Goals Attempted.....	3 vs. Indiana (12/8/04)
3 PT Field Goals Percentage .....	10.0% (1-10) vs. Seton Hall (1/12/03)*
Free Throws Made .....	0 vs. Pittsburgh (1/12/04)
Free Throws Attempted .....	2 vs. Pittsburgh (1/12/04)
	2 vs. West Virginia (2/1/06)
Free Throw Percentage.....	0.0% (0-2) vs. Pittsburgh (1/12/04)
Total Rebounds.....	7 vs. Rutgers (3/1/03)
Offensive Rebounds .....	2 vs. Charleston Southern (11/26/04)
Defensive Rebounds .....	4 vs. Rutgers (3/1/03)
Assists .....	0 vs. Harvard (11/19/04)
Steals.....	0 vs. Georgetown (3/4/04)*
	0 vs. Villanova (1/26/05)
Blocked Shots.....	0 on six occasions
Turnovers .....	0 vs. West Virginia (3/10/04)
Fouls.....	3 vs. West Virginia (1/7/04)*
	3 vs. Hofstra (11/22/05)*

### Notre Dame – Team Game Lows (Total)

Points.....	48 vs. North Carolina St. (11/26/05)
	48 vs. Georgetown (1/6/07)
Field Goals Made .....	13 vs. Rutgers (3/1/03)
Field Goals Attempted .....	43 vs. West Virginia (1/9/07)
Field Goal Percentage.....	29.7% (19-64) vs. Connecticut (2/21/04)
3 PT Field Goals Made.....	1 vs. Pittsburgh (2/3/01)
3 PT Field Goals Attempted.....	8 vs. Pittsburgh (2/3/01)
3 PT Field Goals Percentage .....	10.5% vs. Rutgers (2/14/02)
Free Throws Made .....	2 vs. Syracuse (1/14/02)
Free Throws Attempted .....	4 vs. Pittsburgh (3/8/01)
Free Throw Percentage.....	35.6% (6-17) vs. Syracuse (2/5/05)
Total Rebounds.....	21 vs. Rutgers (3/1/03)
Offensive Rebounds .....	3 vs. DePaul (12/14/02)*
Defensive Rebounds .....	14 vs. DePaul (12/11/04)*
Assists .....	6 vs. Mississippi (3/18/01)
Steals.....	1 vs. DePaul (12/11/04)
Blocked Shots.....	0 vs. Georgetown (1/6/07) and Baylor (11/18/07)
Turnovers .....	4 on three occasions
Fouls.....	6 vs. West Virginia (1/7/04)*

\* Indicates game played at the Joyce Center, Notre Dame, Ind.

# Indicates school record





**Rob Kurz #31**  
**Forward • Senior • 6-9 • 232**  
**Lower Gwynedd, Pa. (Penn Charter)**

**SENIOR SEASON (2007-08):**

Has started all five contests for the Irish this season ... grabbed season high 11 rebounds vs. Youngstown State (11/24) ... played season high 31 minutes vs. Georgia Tech (11/19) ... was 3-of-5 behind the arc against the Yellow Jackets ... was perfect from the line (6-6) against Tech ... recorded 15 points against Monmouth in only 24 minutes of play (11/16) ... played 28 minutes vs. Long Island in season opener with a season high 19 points (11/12) ... recorded first double-double of the season (12th of career) ... was 8-of-12 from the field, tying career high eight field goals ... also had season high 10 rebounds vs. the Blackbirds ... recorded four blocked shots against Long Island, another season high.

**Career Stats vs. The BIG EAST**

Opponent	G-GS	Min.	FG- FGA	3Pt.		FT- FTA	Reb.	A	PF	BS	ST	Pts.
				FGA	FGA							
Cincinnati	1-1	29/29.0	1-3	0-0	3-5	7/7.0	0	3	0	0	0	5/5.0
Connecticut	2-0	27/13.5	2-5	2-2	0-2	7/3.5	0	2	0	1	1	6/6.0
DePaul	4-2	112/28.0	15-24	7-8	5-8	25/6.3	7	7	4	3	4	42/10.5
Georgetown	5-4	127/25.4	12-29	4-9	15-15	30/6.0	4	10	4	4	4	40/8.0
Louisville	2-1	47/23.5	2-11	1-4	8-10	13/6.5	7	8	3	0	0	13/6.5
Marquette	3-2	80/26.7	7-19	0-4	2-3	10/3.3	1	5	3	1	0	16/5.3
Pittsburgh	1-0	15/15.0	2-2	0-0	2-2	2/2.0	0	3	0	0	0	6/6.0
Providence	4-2	77/19.3	10-23	0-3	5-12	19/4.8	1	7	5	1	0	28/7.0
Rutgers	2-1	40/20.0	5-9	1-1	4-5	8/4.0	3	5	1	0	0	15/7.5
St. John's	1-1	27/27.0	1-8	0-3	5-6	9/9.0	0	3	2	1	1	7/7.0
Seton Hall	2-1	46/23.0	5-7	1-2	15-19	10/5.0	2	6	3	0	0	26/13.0
South Florida	3-1	75/25.0	8-16	3-3	12-14	22/7.3	1	7	7	2	1	31/10.3
Syracuse	2-2	53/26.5	5-17	1-2	12-15	11/5.5	1	2	2	1	0	17/8.5
Villanova	3-3	67/22.3	7-19	0-3	7-10	21/7.0	0	9	2	3	0	21/7.0
West Virginia	3-1	42/14.0	2-5	0-0	4-7	12/4.0	1	3	1	0	0	8/2.7

**Career Highs**

Points.....25 vs. Lehigh (11-27-06)  
 Field Goals .....8 vs. Lafayette (11-20-05) and Long Island (11-12-07)  
 Field Goals Attempted.....13 vs. Alabama (12-7-06) and DePaul (2-8-07)  
 Field-Goal Percentage.....1.000 on four occasions  
 Three-Point Field Goals .....3 on three occasions  
 Three-Point Field Goals Attempted.....5 vs. Georgia Tech (11-19-07)  
 Three-Point Field Goal Percentage.....1.000 on eight occasions  
 Free Throws .....12 vs. Lehigh (11-27-06)  
 Free Throws Attempted.....13 vs. Lehigh (11-27-06) and Rider (12-28-06)  
 Free-Throw Percentage.....1.000 on 19 occasions  
 Rebounds .....12 on three occasions  
 Assists.....7 vs. Elon (12-16-06)  
 Blocked Shots.....5 vs. Wofford (12-30-05)  
 Steals .....3 on three occasions  
 Minutes .....43 vs. Georgetown (1-24-06)

**Season Stats**

Opp.	Min.	Total			Rebounds			PF	A	TO	BLK	Stl.	Pts.			
		FG-FGA	Pct.	3FG-FGA	Pct.	FT-FTA	Pct.							Off.	Def.	Total
Long Island (S)	28	8-12	.667	1-3	.333	2-2	1.000	2	8	10	2	3	0	4	0	19
Monmouth (S)	24	5-9	.556	1-1	1.000	4-7	.571	2	3	5	2	3	4	1	0	15
Baylor (S)	27	2-11	.182	2-4	.500	7-8	.875	1	4	5	4	0	2	0	1	13
Georgia Tech (S)	31	3-6	.500	3-5	.600	6-6	1.000	2	3	5	4	4	3	2	1	15
Youngstown State (S)	26	3-5	.600	0-0	.000	2-3	.667	1	10	11	2	4	0	2	0	8

**Career Statistics**

YEAR	G-S	MIN/AVG	FG-FGA	PCT.	3-Point		FT-FTA	PCT.	Rebounds				AST.	STL	BLK	PF-D	PTS/AVG
					FG-FGA	PCT.			O	D	TOT	AVG.					
2004-05	14-0	66/4.7	5-14	.357	1-3	.333	8-14	.571	8	8	16	1.1	3	1	2	9-1	19/1.4
BIG EAST	4-0	4/1.0	0-0	.000	0-0	.000	0-0	.000	0	0	0	0.0	0	0	0	0-0	0/0.0
2005-06	30-12	638/21.3	61-131	.466	11-25	.440	58-75	.773	55	97	152	5.1	19	15	26	76-3	191/6.4
BIG EAST	16-5	339/21.2	32-71	.451	6-13	.462	33-44	.750	25	50	75	4.7	6	7	11	37-1	103/6.5
2006-07	31-30	868/28.0	113-226	.500	21-49	.429	145-179	.810	94	154	248	8.0	53	24	46	85-1	392/12.6
BIG EAST	15-14	434/28.9	45-107	.421	10-25	.400	56-77	.727	43	64	107	7.1	19	6	23	41-0	156/10.4
2007-08	5-5	136/27.2	21-43	.488	7-13	.538	21-26	.808	8	28	36	7.2	14	2	9	14-0	70/14.0
BIG EAST	0-0	0/0	0-0	.000	0-0	.000	0-0	.000	0	0	0	0.0	0	0	0	0-0	0/0
TOTALS	80-47	1708/21.4	200-414	.483	40-90	.444	232-294	.789	165	287	452	5.7	89	42	83	184-5	672/8.4
BIG EAST	35-19	777/22.2	77-178	.432	16-38	.421	89-121	.735	68	115	182	5.2	25	13	34	78-1	259/7.4





**Ryan Ayers #42**  
**Guard/Forward • Junior • 6-7 • 210**  
**Blue Bell, Pa. (Germantown Academy)**

**JUNIOR SEASON (2007-08):**

Netted a personal-best high 13 points and five field goals against Monmouth (11/16) in addition to grabbing a career-high seven rebounds ... posted season high 32 minutes against the Hawks ... made first career season-opener start with the Irish against Long Island (11/12) and second of his career ... matched career-high with three assists vs. Youngstown State (11/24).

Opponent	G-GS	Min.	FG-FGA	3Pt. FG-FGA	FT-FTA	Reb.	A	PF	BS	ST	Pts.
Cincinnati	1-0	30/30.0	4-4	4-4	0-0	1/1.0	0	1	1	0	12/12.0
Connecticut	0-0	0/0.0	0-0	0-0	0-0	0/0.0	0	0	0	0	0/0.0
DePaul	3-0	28/9.3	2-4	2-4	0-0	3/3.0	1	0	0	0	3/1.0
Georgetown	2-0	14/7.0	0-1	0-1	0-0	0/0.0	0	0	0	1	0/0.0
Louisville	1-0	3/3.0	0-0	0-0	0-0	0/0.0	0	1	0	0	0/0.0
Marquette	3-0	18/6.0	1-3	0-2	2-2	2/0.7	0	1	0	2	4/1.3
Pittsburgh	1-0	6/6.0	0-0	0-0	0-0	0/0.0	0	1	0	0	0/0.0
Providence	2-1	21/10.5	2-4	1-1	0-0	2/1.0	1	2	0	1	5/2.5
Rutgers	2-0	13/6.5	2-3	2-3	0-0	1/0.5	0	1	0	0	6/3.0
St. John's	0-0	0/0.0	0-0	0-0	0-0	0/0.0	0	0	0	0	0/0.0
Seton Hall	2-0	17/8.5	2-2	2-2	0-0	1/0.5	1	0	0	0	6/3.0
South Florida	2-0	21/10.5	2-6	1-3	0-1	4/2.0	0	0	0	2	5/2.5
Syracuse	2-0	20/10.0	2-5	1-4	2-2	1/0.5	0	3	1	0	7/3.5
Villanova	2-0	18/9.0	2-5	2-5	2-3	1/1.0	0	1	1	0	8/4.0
West Virginia	2-0	5/2.5	1-1	1-1	0-0	0/0.0	0	0	0	0	3/1.5

Points	13 vs. Monmouth (11-16-07)
Field Goals	5 vs. Monmouth (11-16-07)
Field Goals Attempted	8 vs. Long Island (11-12-07)
Field-Goal Percentage	1.000 on five occasions
Three-Point Field Goals	4 vs. Cincinnati (2-18-07)
Three-Point Field Goals Attempted	4 on four occasions
Three-Point Field Goal Percentage	1.000 on seven occasions
Free Throws	3 vs. Stony Brook (12-30-06)
Free Throws Attempted	4 vs. Stony Brook (12-30-06)
Free-Throw Percentage	1.000 on five occasions
Rebounds	7 vs. Winston-Salem St. (11-29-06) and Monmouth (11-16-07)
Assists	3 vs. Monmouth (11-16-07) and Youngstown State (11-24-07)
Blocked Shots	2 vs. Monmouth (11-16-07)
Steals	5 vs. Winthrop (3-16-07)
Minutes	34 vs. Michigan (3-20-06)


**Season Stats**

Opp.	Min.	Total			Rebounds			PF	A	TO	BLK	Stl.	Pts.			
		FG-FGA	Pct.	3FG-FGA	Pct.	FT-FTA	Pct.							Off.	Def.	Total
Long Island (S)	24	3-8	.375	2-4	.500	0-0	.000	0	4	4	3	1	0	1	8	
Monmouth (S)	32	5-6	.833	3-4	.750	0-0	.000	2	5	7	0	3	1	2	0	13
Baylor (S)	27	3-6	.500	3-5	.600	0-0	.000	1	2	3	3	1	1	0	0	9
Georgia Tech (S)	18	1-3	.333	1-2	.500	0-0	.000	1	1	2	0	0	0	0	1	3
Youngstown State (S)	26	2-8	.250	2-5	.400	0-0	.000	2	1	3	1	3	2	0	1	6

**Career Statistics**

YEAR	G-S	MIN/AVG	FG-FGA	PCT.	3-Point		FT-FTA	PCT.	Rebounds			AST.	STL	BLK	PF-D	PTS/AVG	
					FG-FGA	PCT.			O	D	TOT						AVG.
2005-06	18-0	123/6.8	6-22	.273	3-12	.250	4-4	1.000	3	9	12	0.7	3	3	2	11-0	19/1.1
BIG EAST	8-0	27/3.4	2-5	.400	1-2	.500	0-0	.000	0	1	1	0.3	0	3	0	5-0	5/0.6
2006-07	30-1	358/11.9	28-67	.418	18-48	.375	14-18	.778	9	32	41	1.4	13	15	5	29-0	88/2.9
BIG EAST	15-1	175/11.7	18-30	.600	15-25	.600	6-8	.750	2	11	13	0.9	3	3	3	12-0	57/3.8
2007-08	5-5	127/25.4	14-31	.452	11-20	.550	0-0	.000	6	13	19	3.8	8	3	3	7-0	39/7.8
BIG EAST	0-0	0/0	0-0	.000	0-0	.000	0-0	.000	0	0	0	0.0	0	0	0	0-0	0/0
TOTAL	53-6	608/11.5	48-120	.400	32-80	.400	18-22	.818	18	54	72	1.4	24	21	10	47-0	146/2.8
BIG EAST	23-1	190/8.2	20-35	.575	15-25	.600	6-8	.750	2	11	13	0.4	3	6	3	17-0	59/2.7





**Zach Hillesland #33**  
**Forward • Junior • 6-9 • 233**  
**Toledo, Ohio (St. John's Jesuit)**

**JUNIOR SEASON (2007-08):**

Versatile player that brings spark to the Irish off the bench ... netted 12 points for the Irish against Georgia Tech (11/19) while playing a season-high 27 minutes ... followed that up with a 10-point performance vs. Youngtown State (11/24) to record first back-to-back double-figure scoring effort of his career.

Opponent	G-GS	Min.	FG-FGA	3Pt. FG-FGA	FT-FTA	Reb.	A	PF	BS	ST	Pts.
Cincinnati	1-0	19/19.0	3-5	0-0	1-2	3/3.0	3	5	0	1	7/7.0
Connecticut	0-0	0/0.0	0-0	0-0	0-0	0/0.0	0	0	0	0	0/0.0
DePaul	2-0	32/16.0	2-6	0-0	0-0	4/2.0	5	4	1	2	4/2.0
Georgetown	2-0	36/18.0	4-6	0-0	1-2	9/4.5	0	3	0	3	9/4.5
Louisville	1-0	9/9.0	2-2	0-0	2-3	2/2.0	1	0	0	1	6/6.0
Marquette	2-0	22/11.0	2-3	0-0	1-4	5/2.5	2	4	1	1	5/2.5
Pittsburgh	1-0	1/1.0	0-0	0-0	0-0	0/0.0	0	0	0	0	0/0.0
Providence	2-0	36/18.0	7-11	0-0	0-3	8/4.0	3	3	0	2	14/7.0
Rutgers	2-0	23/11.5	2-4	0-0	0-0	8/4.0	3	4	0	0	4/2.0
St. John's	1-0	32/32.0	3-8	0-0	0-3	6/6.0	1	2	0	1	6/6.0
Seton Hall	2-0	25/12.5	6-10	0-0	0-1	10/5.0	8	1	1	2	12/6.0
South Florida	2-1	40/20.0	5-8	0-0	3-4	6/3.0	6	5	3	1	13/6.5
Syracuse	2-1	47/23.5	6-10	0-0	6-6	14/7.0	7	6	2	2	18/9.0
Villanova	2-0	37/18.5	1-7	0-0	6-9	9/4.5	2	7	1	1	8/4.0
West Virginia	1-0	14/14.0	1-1	0-0	0-0	3/3.0	3	0	0	0	2/2.0

Points.....	14 vs. Syracuse (1-30-07) and Providence (2-15-07)
Field Goals.....	7 vs. Providence (2-15-07)
Field Goals Attempted.....	11 vs. Providence (2-15-07)
Field-Goal Percentage.....	1.000 on eight occasions
Three-Point Field Goals.....	—
Three-Point Field Goals Attempted.....	—
Three-Point Field Goal Percentage.....	—
Free Throws.....	6 vs. Syracuse (1-30-07)
Free Throws Attempted.....	6 on three occasions
Free-Throw Percentage.....	1.000 on six occasions
Rebounds.....	12 vs. IPFW (11-10-06)
Assists.....	8 vs. Seton Hall (1-14-07)
Blocked Shots.....	2 vs. South Florida (1-21-07)
Steals.....	3 vs. Lafayette (11-14-06)
Minutes.....	34 vs. Syracuse (1-30-07) and Providence (2-15-07)

**Season Stats**

Opp.	Min.	Total			Rebounds			PF	A	TO	BLK	Stl.	Pts.			
		FG-FGA	Pct.	3FG-FGA	Pct.	FT-FTA	Pct.							Off.	Def.	Total
Long Island	24	4-9	.444	0-0	.000	2-2	.000	2	5	7	1	3	1	1	8	
Monmouth	15	3-6	.500	0-0	.000	3-3	1.000	3	3	6	1	0	2	0	2	9
Baylor	16	1-3	.333	0-0	.000	1-2	.500	2	3	5	1	1	1	0	0	3
Georgia Tech	27	4-5	.800	0-0	.000	4-6	.667	1	4	5	4	2	4	0	2	12
Youngstown State	18	4-5	.800	0-0	.000	2-3	.667	3	2	5	3	3	4	2	1	10

**Career Statistics**

YEAR	G-S	MIN/AVG	FG-FGA	PCT.	3-Point		FT-FTA	PCT.	Rebounds			AST.	STL	BLK	PF-D	PTS/AVG	
					FG-FGA	PCT.			O	D	TOT						AVG.
2005-06	13-0	29/2.2	3-6	.500	0-0	.000	2-2	1.000	0	3	3	0.2	3	0	0	5-0	8/0.6
BIG EAST	5-0	7/1.4	1-1	1.000	0-0	.000	0-0	.000	0	0	0	0.0	1	0	0	1-0	2/0.4
2006-07	32-4	628/19.6	70-121	.579	0-0	.000	44-76	.579	41	112	153	4.8	71	33	13	81-1	184/5.8
BIG EAST	16-2	339/21.2	40-76	.526	0-0	.000	20-36	.556	21	60	81	5.1	42	14	8	44-1	100/6.3
2007-08	5-0	100/20.0	16-28	.571	0-0	.000	10-15	.667	11	17	28	5.6	9	6	3	10-0	42/8.4
BIG EAST	0-0	0/0	0-0	.000	0-0	.000	0-0	.000	0	0	0	0.0	0	0	0	0-0	0/0
TOTALS	50-4	757/15.1	89-155	.574	0-0	.000	56-93	.602	52	132	184	3.7	83	39	16	96-1	234/4.7
BIG EAST	21-2	346/16.8	41-77	.532	0-0	.000	20-36	.555	21	60	81	3.8	45	14	8	41-1	102/4.8





**Kyle McAlarney #23**  
**Guard • Junior • 6-0 • 196**  
**Staten Island, N.Y. (Moore Catholic)**

**JUNIOR SEASON (2007-08):**

Scored a career-high 23 points on 5-10 shooting from three-point range vs. Youngstown State (11/24) ... has started all five contests this season for Notre Dame ... with teammate Rob Kurz, led the Irish against Georgia Tech with four assists (11-19) ... played 39 minutes against Baylor, a career high (11/18) ... posted 13 points against Monmouth, a season high (11/16).

**Career Stats vs. The BIG EAST**

Opponent	G-GS	Min.	3Pt.			Reb.	A	PF	BS	ST	Pts.
			FG- FGA	FG- FGA	FT- FTA						
Cincinnati	0-0	0/0.0	0-0	0-0	0-0	0/0.0	0	0	0	0	0/0.0
Connecticut	1-1	10/10.0	1-2	0-1	0-0	1/1.0	2	1	0	0	2/2.0
DePaul	2-0	32/16.0	3-7	2-5	0-0	3/1.5	2	2	0	0	8/4.0
Georgetown	2-0	27/13.5	1-7	0-4	0-0	2/1.0	1	0	0	0	2/1.0
Louisville	1-1	33/33.0	2-7	2-6	2-2	3/3.0	4	3	0	0	8/8.0
Marquette	2-2	73/36.5	9-19	3-8	1-1	8/4.0	12	6	0	3	22/11.0
Pittsburgh	1-0	18/18.0	1-2	1-2	0-0	1/1.0	1	5	0	0	3/3.0
Providence	2-1	59/29.5	7-10	6-7	3-3	5/2.5	6	1	0	0	23/11.5
Rutgers	1-1	34/34.0	2-6	2-6	0-0	2/2.0	8	1	0	2	6/6.0
St. John's	0-0	0/0.0	0-0	0-0	0-0	0/0.0	0	0	0	0	0/0.0
Seton Hall	1-1	15/15.0	0-0	0-0	0-0	2/2.0	4	2	0	0	0/0.0
South Florida	1-1	26/26.0	1-4	1-3	3-4	1/0.0	2	0	0	1	6/6.0
Syracuse	1-0	20/20.0	1-3	1-2	0-0	3/3.0	3	0	0	0	3/3.0
Villanova	1-0	22/22.0	3-7	3-5	4-4	3/3.0	0	2	0	0	13/13.0
West Virginia	1-0	27/27.0	1-2	1-2	0-0	1/1.0	3	0	0	0	3/3.0

**Career Highs**

Points.....23 vs. Rider (11-24-07)  
 Field Goals .....7 vs. Alabama (12-7-06) and Rider (12-28-06)  
 Field Goals Attempted.....13 vs. Youngstown State (11-24-07)  
 Field-Goal Percentage.....1.000 on three occasions  
 Three-Point Field Goals .....7 vs. Rider (12-28-06)  
 Three-Point Field Goals Attempted...9 vs. Rider (12-28-06) and Monmouth (11-16-07)  
 Three-Point Field Goal Percentage.....1.000 on three occasions  
 Free Throws .....6 vs. Elon (12-16-06) and Youngstown State (11-24-07)  
 Free Throws Attempted.....8 vs. Youngstown State (11-24-07)  
 Free-Throw Percentage.....1.000 on 13 occasions  
 Rebounds .....4 on five occasions  
 Assists.....12 vs. Lafayette (11-14-06)  
 Blocked Shots.....1 vs. IPFW (12-18-05)  
 Steals .....3 vs. Vanderbilt (3-15-06) and Portland (12-19-06)  
 Minutes .....39 vs. Baylor (11-18-07)

**Season Stats**

Opp.	Min.	Total			Rebounds			PF	A	TO	BLK	Stl.	Pts.			
		FG-FGA	Pct.	3FG-FGA	Pct.	FT-FTA	Pct.							Off.	Def.	Total
Long Island (S)	32	2-5	.400	1-3	.333	2-2	1.000	0	1	1	2	7	2	0	7	
Monmouth (S)	30	5-12	.417	3-9	.333	0-0	.000	1	3	4	0	3	3	0	1	13
Baylor (S)	39	1-11	.091	1-4	.250	0-1	.000	0	4	4	4	3	2	0	0	3
Georgia Tech (S)	36	3-8	.375	1-4	.250	0-0	.000	1	1	2	1	4	3	0	2	7
Youngstown State (S)	33	6-13	.462	5-10	.500	6-8	.750	0	1	1	1	3	2	0	1	23

**Career Statistics**

YEAR	G-S	MIN/AVG	FG-FGA	PCT.	3-Point		FT-FTA	PCT.	Rebounds				AST.	STL	BLK	PF-D	PTS/AVG
					FG-FGA	PCT.			O	D	TOT	AVG.					
2005-06	29-10	649/22.4	61-131	.466	40-93	.430	30-33	.909	11	37	48	1.7	72	16	1	37-1	192/6.6
BIG EAST	16-9	390/24.4	32-75	.427	22-55	.400	13-14	.929	8	27	35	2.2	48	6	0	23-1	99/6.2
2006-07	12-12	358/29.8	42-86	.488	26-56	.464	14-17	.824	7	20	27	2.3	65	13	0	6-0	124/10.3
BIG EAST	0-0	0/0.0	0-0	.000	0-0	.000	0-0	.000	0	0	0	0.0	0	0	0	0-0	0/0.0
2007-08	5-5	170/34.0	17-49	.347	11-30	.367	8-11	.727	2	10	12	2.4	20	4	0	8-0	53/10.6
BIG EAST	0-0	0/0	0-0	.000	0-0	.000	0-0	.000	0	0	0	0.0	0	0	0	0-0	0/0
TOTALS	46-27	1177/25.6	120-266	.451	77-179	.430	52-61	.852	20	67	87	1.9	157	33	1	51-1	369/8.0
BIG EAST	16-9	390/24.4	32-75	.427	22-55	.400	13-14	.929	8	27	35	2.2	48	6	0	23-1	99/6.2







**Luke Zeller #40**  
**Forward/Center • Junior • 6-10 • 239**  
**Washington, Ind. (Washington)**

**JUNIOR SEASON (2007-08):**

Was five-of-six (.833) against Long Island in the season opener, posting 12 points for the Irish (11/12) ... comes off the bench to provide help down low, while also being able to find an outside shot.

**Career Stats vs. The BIG EAST**

Opponent	G-GS	Min.	FG-FGA	3Pt.		FT-FTA	Reb.	A	PF	BS	ST	Pts.
				FGA	FGA							
Cincinnati	1-0	4/4.0	0-0	0-0	0-0	0/0.0	0	1	0	0	0	0/0.0
Connecticut	1-0	6/6.0	2-4	1-3	0-0	2/2.0	0	0	0	0	0	5/5.0
DePaul	3-1	39/9.8	0-5	0-4	1-2	10/5.0	2	5	0	3	1	1/0.3
Georgetown	4-1	47/11.8	3-11	1-7	1-2	4/1.0	1	8	0	2	0	8/2.0
Louisville	2-1	25/12.5	4-8	2-5	0-0	7/3.5	2	5	0	0	0	10/5.0
Marquette	3-0	12/4.0	1-3	1-2	0-0	3/1.0	0	2	0	0	0	0/0.0
Pittsburgh	1-1	38/38.0	4-12	3-10	0-0	5/5.0	3	3	1	0	0	11/11.0
Providence	2-0	16/8.0	0-2	0-1	0-0	1/0.5	3	2	0	0	0	0/0.0
Rutgers	2-0	8/4.0	1-1	0-0	0-0	2/1.0	0	2	0	0	0	2/1.0
St. John's	1-0	9/9.0	0-1	0-1	0-0	1/1.0	0	3	0	0	0	0/0.0
Seton Hall	2-0	6/3.0	1-2	0-1	0-0	0/0.0	1	1	0	0	0	2/0.5
South Florida	3-0	32/10.7	3-8	1-6	0-0	8/2.7	1	0	1	0	0	7/2.3
Syracuse	3-0	43/14.3	4-11	5-8	0-0	12/4.0	2	6	3	0	0	13/4.3
Villanova	3-0	29/9.7	5-12	3-9	1-2	3/1.0	0	5	0	0	0	14/4.7
West Virginia	2-2	18/9.0	1-2	0-1	0-0	2/1.0	2	1	1	0	0	2/1.0

**Career Highs**

Points..... 14 vs. Elon (12-16-06)  
 Field Goals .....5 on three occasions  
 Field Goals Attempted..... 12 vs. Pittsburgh (1-4-06)  
 Field-Goal Percentage..... 1.000 on seven occasions  
 Three-Point Field Goals .....3 on three occasions  
 Three-Point Field Goals Attempted..... 10 vs. Pittsburgh (1-4-06)  
 Three-Point Field Goal Percentage..... 1.000 on six occasions  
 Free Throws .....4 vs. Florida International (12-10-05)  
 Free Throws Attempted.....4 vs. Florida International (12-10-05) and Lehigh (11-27-06)  
 Free-Throw Percentage.....1.000 on four occasions  
 Rebounds .....9 on three occasions  
 Assists.....3 on four occasions  
 Blocked Shots.....2 on three occasions  
 Steals .....2 vs. IPFW (11-10-06) and DePaul (2-20-07)  
 Minutes ..... 38 vs. Pittsburgh (1-4-06)

**Season Stats**

Opp.	Min.	Total			Rebounds			PF	A	TO	BLK	Stl.	Pts.		
		FG-FGA	Pct.	3FG-FGA	Pct.	FT-FTA	Pct.							Off.	Def.
Long Island	17	5-6	.833	2-3	.667	0-0	.000	0	3	3	0	1	0	1	12
Monmouth	19	1-4	.250	0-1	.000	0-0	.000	1	3	4	2	2	1	0	2
Baylor	15	2-4	.500	1-1	1.000	1-2	.500	1	2	3	0	0	0	0	6
Georgia Tech	8	0-1	.000	0-1	.000	0-0	.000	0	0	0	0	0	0	0	0
Youngstown State	15	2-4	.500	0-1	.000	0-0	.000	0	2	2	3	0	0	1	4

**Career Statistics**

YEAR	G-S	MIN/AVG	FG-FGA	PCT.	3-Point		FT-FTA	PCT.	Rebounds			AST.	STL	BLK	PF-D	PTS/AVG	
					FG-FGA	PCT.			O	D	TOT						AVG.
2005-06	27-9	371/13.7	32-88	.364	20-59	.339	8-17	.471	22	63	85	3.1	28	3	7	40-1	92/3.4
BIG EAST	14-3	165/11.8	13-42	.310	8-30	.267	2-4	.500	11	21	32	2.3	13	1	3	20-0	36/2.6
2006-07	32-16	398/12.4	46-94	.489	17-43	.395	12-18	.667	24	45	69	2.2	16	8	12	67-1	121/3.8
BIG EAST	16-3	150/9.4	14-33	.424	6-22	.273	1-2	.500	6	20	26	1.6	4	3	3	22-0	35/2.2
2007-08	5-0	74/14.8	10-19	.526	3-7	.429	1-2	.500	2	10	12	2.4	3	1	1	7-0	24/4.8
BIG EAST	0-0	0/0	0-0	.000	0-0	.000	0-0	.000	0	0	0	0.0	0	0	0	0-0	0/0
TOTALS	64-25	843/13.2	88-201	.438	40-109	.367	21-37	.568	48	118	166	2.6	47	12	20	114-2	237/3.7
BIG EAST	30-6	315/10.5	27-75	.360	14-52	.269	3-6	.500	17	41	58	1.9	17	4	6	42-0	71/2.4





**Luke Harangody #44**  
**Forward • Sophomore • 6-8 • 251**  
**Schererville, Ind. (Andrean)**

**SOPHOMORE SEASON (2007-08):**

Leads team in scoring (18.4) and rebounding (8.6) ... has been a starter in all five games for the Irish ... despite suffering a torn ligament in his right thumb at the beginning of the season, has been strong force inside for Notre Dame ... recorded third consecutive 20-plus point outing vs. Youngstown State (11/24) ... with a career-high 25 points and registered second consecutive double-double with 13 boards ... scored 22 points in back-to-back outings against Baylor (11/18) and Georgia Tech (11/19) at the Paradise Jam ... recorded first double-double of the season against the Yellow Jackets with 11 rebounds ... also played 35 minutes for a career high against Georgia Tech ... led the Irish in points (22), rebounds (11), steals (3) and blocked shots (3) vs. the Yellow Jackets ... started first career home-opener against Long Island, posting 15 points ... named to all-tournament team at Paradise Jam.

**Career Stats vs. The BIG EAST**

Opponent	G-GS	Min.	FG-FGA	3Pt. FG-FGA	FT-FTA	Reb.	A	PF	BS	ST	Pts.
Cincinnati	1-1	27/27.0	5-8	0-0	1-2	8/8.0	4	2	0	1	11/11.0
Connecticut	0-0	0/0.0	0-0	0-0	0-0	0/0.0	0	0	0	0	0/0.0
DePaul	2-2	43/21.5	7-22	0-0	4-6	16/8.0	3	2	0	3	18/9.0
Georgetown	2-1	36/18.0	4-12	0-0	8-10	5/2.5	3	9	0	2	16/8.0
Louisville	1-0	21/21.0	7-11	0-0	1-1	6/6.0	0	1	0	0	15/15.0
Marquette	1-1	29/29.0	6-12	1-1	8-11	7/7.0	7	2	0	2	21/21.0
Pittsburgh	0-0	0/0.0	0-0	0-0	0-0	0/0.0	0	0	0	0	0/0.0
Providence	1-1	12/12.0	3-5	0-0	0-0	2/2.0	1	4	0	0	6/6.0
Rutgers	1-1	28/28.0	4-13	0-0	2-3	7/7.0	1	4	1	2	10/10.0
St. John's	1-1	12/12.0	0-2	0-0	1-2	3/3.0	0	3	0	0	1/1.0
Seton Hall	1-1	22/22.0	5-11	0-0	2-4	5/5.0	1	3	1	0	12/12.0
South Florida	2-2	41/20.5	5-13	0-0	4-5	14/7.0	1	7	1	0	14/7.0
Syracuse	2-2	63/31.5	15-33	0-0	11-12	24/12.0	0	7	1	1	41/20.5
Villanova	2-2	56/28.0	6-14	0-0	5-6	11/5.5	1	6	2	2	17/8.5
West Virginia	1-0	19/19.0	4-7	0-0	3-4	5/5.0	1	0	0	0	11/11.0

**Career Highs**

Points.....25 vs. Youngtown State (11-24-07)  
 Field Goals ..... 12 vs. Youngstown State (11-24-07)  
 Field Goals Attempted..... 20 vs. Marquette (2-24-07)  
 Field-Goal Percentage..... .778 vs. The Citadel (11-19-06)  
 Three-Point Field Goals ..... —  
 Three-Point Field Goals Attempted..... —  
 Three-Point Field Goal Percentage..... —  
 Free Throws ..... 8 vs. Portland (12-19-06) and Marquette (2-24-07)  
 Free Throws Attempted..... 9 on three occasions  
 Free-Throw Percentage..... 1.000 on 11 occasions  
 Rebounds ..... 13 vs. Syracuse (1-30-07) and Marquette (2-24-07)  
 Assists..... 4 vs. Army (12-21-06) and Youngstown State (11-24-07)  
 Blocked Shots..... 3 vs. Georgia Tech (11-19-07)  
 Steals ..... 3 on four occasions  
 Minutes ..... 35 vs. Georgia Tech (11-19-07)

**Season Stats**

Opp.	Min.	Total			Rebounds			PF	A	TO	BLK	Stl.	Pts.			
		FG-FGA	Pct.	3FG-FGA	Pct.	FT-FTA	Pct.							Off.	Def.	Total
Long Island (S)	24	7-12	.583	0-0	.000	1-4	.250	1	5	6	3	3	5	2	1	15
Monmouth (S)	22	4-6	.667	0-0	.000	0-0	.000	1	4	5	2	2	0	0	0	8
Baylor (S)	29	9-14	.643	0-0	.000	4-5	.800	5	3	8	3	0	4	0	1	22
Georgia Tech (S)	35	8-19	.421	0-0	.000	6-9	.667	5	6	11	2	1	3	3	3	22
Youngstown State (S)	27	12-17	.706	0-0	.000	1-2	.500	1	12	13	2	4	1	0	1	25

**Career Statistics**

YEAR	G-S	MIN/AVG	FG-FGA	PCT.	3-Point		FT-FTA	PCT.	Rebounds				AST.	STL	BLK	PF-D	PTS/AVG
					FG-FGA	PCT.			O	D	TOT	AVG.					
2006-07	32-16	658/20.6	133-290	.459	0-1	.000	93-114	.816	85	112	197	6.2	38	28	15	83-3	359/11.2
BIG EAST	16-13	354/22.1	62-149	.416	0-0	.000	39-52	.750	46	60	106	6.6	13	13	7	45-1	163/10.2
2007-08	5-5	137/27.4	40-68	.588	0-0	.000	12-20	.600	13	30	43	8.6	10	6	5	12-0	92/18.4
BIG EAST	0-0	0/0	0-0	.000	0-0	.000	0-0	.000	0	0	0	0.0	0	0	0	0-0	0/0
TOTALS	37-21	795/21.5	173-358	.483	0-1	.000	105-134	.784	98	142	240	6.5	48	34	20	95-3	451/12.2
BIG EAST	16-13	354/22.1	62-149	.416	0-0	.000	39-52	.750	46	60	106	6.6	13	13	7	45-1	163/10.2





**Tory Jackson #2**  
**Guard • Sophomore • 5-11 • 193**  
**Saginaw, Mich. (Buena Vista)**

**SOPHOMORE SEASON (2007-08):**

Has started all five contests for Notre Dame ... despite struggling with his shot, has continued to put in quality minutes for the Irish at guard ... had one of his best all-around outings to date with nine points, six rebounds and six assists vs. Youngstown State (11/24) ... recorded season-high 10 points against Georgia Tech (11/19) ... did not commit any turnovers against Baylor (11/18) ... started in first season-opener against Long Island, leading the Irish with eight assists.

**Career Stats vs. The BIG EAST**

Opponent	G-GS	Min.	3Pt.			Reb.	A	PF	BS	ST	Pts.
			FG- FGA	FG- FGA	FTA						
Cincinnati	1-1	34/34.0	3-9	2-4	2-2	2/2.0	6	3	0	0	10/10.0
Connecticut	0-0	0/0.0	0-0	0-0	0-0	0/0.0	0	0	0	0	0/0.0
DePaul	2-2	76/38.0	11-18	1-3	2-4	13/6.5	9	2	0	2	25/12.5
Georgetown	2-2	74/37.0	10-24	1-3	4-5	12/6.0	8	5	0	1	25/12.5
Louisville	1-1	35/35.0	5-8	0-2	4-7	5/5.0	4	2	0	3	14/14.0
Marquette	1-1	40/40.0	6-12	1-1	8-11	7/2.0	7	2	0	2	21/21.0
Pittsburgh	0-0	0/0.0	0-0	0-0	0-0	0/0.0	0	0	0	0	0/0.0
Providence	1-1	35/35.0	3-7	1-3	3-4	1/1.0	4	4	1	4	10/10.0
Rutgers	1-1	37/37.0	1-5	0-2	4-4	6/6.0	9	3	0	1	6/6.0
St. John's	1-1	38/38.0	3-9	0-1	0-2	2/2.0	8	2	0	4	6/6.0
Seton Hall	1-1	36/36.0	2-6	0-1	0-0	4/4.0	5	4	0	1	4/4.0
South Florida	2-2	68/34.0	7-17	0-2	3-7	9/4.4	16	8	0	2	17/8.5
Syracuse	2-2	75/37.5	6-13	1-4	14-18	8/4.0	16	6	0	7	27/13.5
Villanova	2-2	65/32.5	3-12	1-6	6-6	4/2.0	12	7	0	4	13/6.5
West Virginia	1-1	26/26.0	0-2	0-1	0-0	2/2.0	6	1	0	3	0/0.0

**Career Highs**

- Points..... 21 vs. Marquette (2-24-07)
- Field Goals ..... 8 vs. Georgetown (3-9-07)
- Field Goals Attempted..... 16 vs. Georgetown (3-9-07)
- Field-Goal Percentage..... 1.000 vs. Lehigh (11-27-06) and Rider (11-28-06)
- Three-Point Field Goals ..... 2 vs. Cincinnati (2-18-07)
- Three-Point Field Goals Attempted..... 4 on three occasions
- Three-Point Field Goal Percentage..... 1.000 on three occasions
- Free Throws ..... 11 vs. Syracuse (1-30-07)
- Free Throws Attempted..... 14 vs. Syracuse (1-30-07)
- Free-Throw Percentage..... 1.000 on five occasions
- Rebounds ..... 9 vs. DePaul (2-20-07)
- Assists..... 11 vs. South Florida (2-3-07)
- Blocked Shots..... 1 on three occasions
- Steals ..... 5 vs. Winston-Salem St. (11-29-06) and Maryland (12-3-06)
- Minutes ..... 40 on three occasions

**Season Stats**

Opp.	Min.	Total			Rebounds			PF	A	TO	BLK	Stl.	Pts.			
		FG-FGA	Pct.	3FG-FGA	Pct.	FT-FTA	Pct.							Off.	Def.	Total
Long Island (S)	28	2-4	.500	0-1	.000	0-0	.000	0	6	6	1	8	3	1	2	4
Monmouth (S)	33	1-6	.167	1-4	.250	0-1	.000	1	5	6	1	4	3	1	3	3
Baylor (S)	27	2-8	.250	0-4	.000	2-3	.667	0	2	2	3	3	0	0	3	6
Georgia Tech (S)	37	3-11	.273	0-3	.000	4-8	.500	1	3	4	3	3	5	0	2	10
Youngstown State (S)	33	2-4	.500	0-0	.000	5-8	.625	4	2	6	2	6	6	0	1	9

**Career Statistics**

YEAR	G-S	MIN/AVG	FG-FGA	PCT.	3-Point			Rebounds							PF-D	PTS/AVG	
					FG-FGA	PCT.	FT-FTA	PCT.	O	D	TOT	AVG.	AST.	STL			BLK
2006-07	32-20	891/27.8	84-202	.416	13-54	.241	68-108	.630	35	70	105	3.3	139	59	1	80-1	249/7.8
BIG EAST	16-16	560/35.0	50-121	.413	7-31	.226	43-61	.705	20	42	62	3.9	96	28	1	44-1	150/9.4
2007-08	5-5	158/31.6	10-33	.303	1-12	.083	11-20	.550	6	18	24	4.8	24	11	2	10-0	32/6.4
BIG EAST	0-0	0/0	0-0	.000	0-0	.000	0-0	.000	0	0	0	0.0	0	0	0	0-0	0/0
TOTALS	37-25	1049/28.4	94-235	.400	14-66	.212	79-128	.617	41	88	129	3.5	163	70	3	90-1	281/7.6
BIG EAST	16-16	560/35.0	50-121	.413	7-31	.226	43-61	.705	20	42	62	3.9	96	28	1	44-1	150/9.4





**Jonathan Peoples #20**  
**Guard • Sophomore • 6-3 • 215**  
**Bellwood, Ill. (St. Joseph)**

**SOPHOMORE SEASON (2007-08):**

Reserve guard off the bench and serves as backup to McAlarney and Jackson ... posted career high 20 minutes against Baylor (11/18) ... was 3-of-4 from the field (2-of-2 from behind the arc) against Monmouth, posting a season high eight points (11/16).

**Career Stats vs. The BIG EAST**

Opponent	G-GS	Min.	FG- FGA	3Pt. FG- FGA	FT- FTA	Reb.	A	PF	BS	ST	Pts.
Cincinnati	1-1	29/29.0	1-3	0-0	3-5	7/7.0	0	3	0	0	5/5.0
Connecticut	2-0	27/13.5	2-5	2-2	0-2	7/3.5	0	2	0	1	6/6.0
DePaul	4-2	112/28.0	15-24	7-8	5-8	25/6.3	7	7	4	3	42/10.5
Georgetown	5-4	127/25.4	12-29	4-9	15-15	30/6.0	4	10	4	4	40/8.0
Louisville	2-1	47/23.5	2-11	1-4	8-10	13/6.5	7	8	3	0	13/6.5
Marquette	3-2	80/26.7	7-19	0-4	2-3	10/3.3	1	5	3	1	16/5.3
Pittsburgh	1-0	15/15.0	2-2	0-0	2-2	2/2.0	0	3	0	0	6/6.0
Providence	4-2	77/19.3	10-23	0-3	5-12	19/4.8	1	7	5	1	28/7.0
Rutgers	2-1	40/20.0	5-9	1-1	4-5	8/4.0	3	5	1	0	15/7.5
St. John's	1-1	27/27.0	1-8	0-3	5-6	9/9.0	0	3	2	1	7/7.0
Seton Hall	2-1	46/23.0	5-7	1-2	15-19	10/5.0	2	6	3	0	26/13.0
South Florida	3-1	75/25.0	8-16	3-3	12-14	22/7.3	1	7	7	2	31/10.3
Syracuse	2-2	53/26.5	5-17	1-2	12-15	11/5.5	1	2	2	1	17/8.5
Villanova	3-3	67/22.3	7-19	0-3	7-10	21/7.0	0	9	2	3	21/7.0
West Virginia	3-1	42/14.0	2-5	0-0	4-7	12/4.0	1	3	1	0	8/2.7

**Career Highs**

Points.....9 vs. Seton Hall (1-14-07)  
 Field Goals .....3 vs. Monmouth (11-16-07)  
 Field Goals Attempted.....6 vs. Long Island (11-12-07)  
 Field-Goal Percentage.....1.000 on seven occasions  
 Three-Point Field Goals .....2 vs. Seton Hall (1-14-07) and Monmouth (11-16-07)  
 Three-Point Field Goals Attempted.....3 vs. Long Island (11-12-07)  
 Three-Point Field Goal Percentage.....1.000 on six occasions  
 Free Throws .....3 vs. Lafayette (11-14-06) and Seton Hall (1-14-07)  
 Free Throws Attempted.....13 vs. Lehigh (11-27-06) and Rider (12-28-06)  
 Free-Throw Percentage .....1.000 on three occasions  
 Rebounds .....5 vs. South Florida (1-21-07)  
 Assists.....3 vs. West Virginia (1-9-07) and Seton Hall (1-14-07)  
 Blocked Shots.....1 vs. South Florida (1-21-07)  
 Steals .....3 vs. Villanova (1-17-07)  
 Minutes .....20 vs. Baylor (11-18-07)


**Season Stats**

Opp.	Min.	Total			Rebounds			PF	A	TO	BLK	Stl.	Pts.			
		FG-FGA	Pct.	3FG-FGA	Pct.	FT-FTA	Pct.							Off.	Def.	Total
Long Island	15	2-6	.333	1-3	.333	0-0	.000	3	0	3	0	1	0	5		
Monmouth	13	3-4	.750	2-2	1.000	0-0	.000	0	1	1	2	1	0	0	8	
Baylor	20	0-2	.000	0-1	.000	2-2	1.000	2	1	3	3	2	0	0	1	2
Georgia Tech	8	0-1	.000	0-1	.000	0-0	.000	0	0	0	0	0	1	0	0	0
Youngstown State	18	1-2	.500	0-1	.000	0-2	.000	0	2	2	0	1	1	0	1	2

**Career Statistics**

YEAR	G-S	MIN/AVG	FG-FGA	PCT.	3-Point		FT-FTA	PCT.	Rebounds				AST.	STL	BLK	PF-D	PTS/AVG
					FG-FGA	PCT.			O	D	TOT	AVG.					
2006-07	26-0	166/6.4	16-34	.471	8-17	.471	8-10	.800	2	18	20	0.8	19	8	1	10-0	48/1.8
BIG EAST	16-0	110/6.9	9-19	.474	5-10	.500	3-4	.750	2	11	13	0.9	15	6	1	8-0	26/1.6
2007-08	5-0	74/14.8	6-15	.400	3-8	.375	2-2	1.000	5	4	9	1.8	5	3	0	5-0	17/3.4
BIG EAST	0-0	0/0	0-0	.000	0-0	.000	0-0	.000	0	0	0	0.0	0	0	0	0-0	0/0
TOTALS	31-0	240/7.7	22-49	.449	11-25	.440	10-12	.833	7	22	29	0.9	24	11	1	15-0	65/2.1
BIG EAST	16-0	110/6.9	9-19	.474	5-10	.500	3-4	.750	2	11	13	0.9	15	6	1	8-0	26/1.6





**Tim Abromaitis #21**  
**Forward • Freshman • 6-8 • 224**  
**Unionville, Conn. (Farmington)**

**FRESHMAN SEASON (2007-08):**

Has seen game action three times as a newcomer ... recorded three points and three rebounds in only four minutes of play against Monmouth (11/16) ... scored first collegiate points on only field goal attempt in season opener vs. Long Island (11/12).

**Career Stats vs. The BIG EAST**

Opponent	G-GS	Min.	FG-FGA	3Pt.		FT-FTA	Reb.	A	PF	BS	ST	Pts.
				FGA	FGA							
Cincinnati	0-0	00/00	0-0	0-0	0-0	0-0	0	0	0	0	0	0/0
Connecticut	0-0	00/00	0-0	0-0	0-0	0-0	0	0	0	0	0	0/0
DePaul	0-0	00/00	0-0	0-0	0-0	0-0	0	0	0	0	0	0/0
Georgetown	0-0	00/00	0-0	0-0	0-0	0-0	0	0	0	0	0	0/0
Louisville	0-0	00/00	0-0	0-0	0-0	0-0	0	0	0	0	0	0/0
Marquette	0-0	00/00	0-0	0-0	0-0	0-0	0	0	0	0	0	0/0
Pittsburgh	0-0	00/00	0-0	0-0	0-0	0-0	0	0	0	0	0	0/0
Providence	0-0	00/00	0-0	0-0	0-0	0-0	0	0	0	0	0	0/0
Rutgers	0-0	00/00	0-0	0-0	0-0	0-0	0	0	0	0	0	0/0
St. John's	0-0	00/00	0-0	0-0	0-0	0-0	0	0	0	0	0	0/0
Seton Hall	0-0	00/00	0-0	0-0	0-0	0-0	0	0	0	0	0	0/0
South Florida	0-0	00/00	0-0	0-0	0-0	0-0	0	0	0	0	0	0/0
Syracuse	0-0	00/00	0-0	0-0	0-0	0-0	0	0	0	0	0	0/0
Villanova	0-0	00/00	0-0	0-0	0-0	0-0	0	0	0	0	0	0/0
West Virginia	0-0	00/00	0-0	0-0	0-0	0-0	0	0	0	0	0	0/0

**Career Highs**

Points.....3 vs. Monmouth (11-16-07)  
 Field Goals .....1 vs. Long Island (11-12-07) and Monmouth (11-16-07)  
 Field Goals Attempted.....2 vs. Monmouth (11-16-07)  
 Field-Goal Percentage.....1.000 vs Long Island (11-12-07)  
 Three-Point Field Goals .....  
 Three-Point Field Goals Attempted.....1 vs. Monmouth (11-16-07)  
 Three-Point Field Goal Percentage.....  
 Free Throws .....1 vs. Monmouth (11-16-07)  
 Free Throws Attempted.....1 vs. Monmouth (11-16-07)  
 Free-Throw Percentage.....1.000 vs. Monmouth (11-16-07)  
 Rebounds .....3 vs. Monmouth (11-16-07)  
 Assists.....  
 Blocked Shots.....  
 Steals.....  
 Minutes .....4 vs. Long Island (11-12-07) and Monmouth (11-16-07)


**Season Stats**

Opp.	Min.	Total			Rebounds			PF	A	TO	BLK	Stl.	Pts.
		FG-FGA	Pct.	3FG-FGA	Pct.	FT-FTA	Pct.						
Long Island	4	1-1	1.000	0-0	.000	0-0	.000	0	0	0	0	0	2
Monmouth	4	1-2	.500	0-1	.000	1-1	1.000	1	2	3	0	0	3
Baylor	DNP												
Georgia Tech	DNP												
Youngstown State	1	0-0	.000	0-0	.000	0-0	.000	0	0	0	0	1	0

**Career Statistics**

YEAR	G-S	MIN/AVG	FG-FGA	PCT.	3-Point		FT-FTA	PCT.	Rebounds				AST.	STL	BLK	PF-D	PTS/AVG
					FG-FGA	PCT.			O	D	TOT	AVG.					
2007-08	3-0	9/3.0	2-3	.667	0-1	.000	1-1	1.000	1	2	3	1.0	0	0	0	0-0	5/1.7
BIG EAST	0-0	0/0	0-0	.000	0-0	.000	0-0	.000	0	0	0	0.0	0	0	0	0-0	0/0
TOTALS	3-0	9/3.0	2-3	.667	0-1	.000	1-1	1.000	1	2	3	1.0	0	0	0	0-0	5/1.7
BIG EAST	0-0	0/0	0-0	.000	0-0	.000	0-0	.000	0	0	0	0.0	0	0	0	0-0	0/0





**Tyrone Nash #1**  
**Guard • Freshman • 6-7 • 220**  
**Queens, N.Y. (Lawrence Woodmere Academy/  
 Northfield Mount Hermon)**

**FRESHMAN SEASON (2007-08):**

Recorded six rebounds in just four minutes of play in the season opener against Long Island (11/12) .. also scored a basket in the final minutes of the contest with the Blackbirds.

Opponent	G-GS	Min.	3Pt.			Reb.	A	PF	BS	ST	Pts.
			FG-FGA	FG-FGA	FT-FTA						
Cincinnati	0-0	00/00	0-0	0-0	0-0	0-0	0	0	0	0	0/0
Connecticut	0-0	00/00	0-0	0-0	0-0	0-0	0	0	0	0	0/0
DePaul	0-0	00/00	0-0	0-0	0-0	0-0	0	0	0	0	0/0
Georgetown	0-0	00/00	0-0	0-0	0-0	0-0	0	0	0	0	0/0
Louisville	0-0	00/00	0-0	0-0	0-0	0-0	0	0	0	0	0/0
Marquette	0-0	00/00	0-0	0-0	0-0	0-0	0	0	0	0	0/0
Pittsburgh	0-0	00/00	0-0	0-0	0-0	0-0	0	0	0	0	0/0
Providence	0-0	00/00	0-0	0-0	0-0	0-0	0	0	0	0	0/0
Rutgers	0-0	00/00	0-0	0-0	0-0	0-0	0	0	0	0	0/0
St. John's	0-0	00/00	0-0	0-0	0-0	0-0	0	0	0	0	0/0
Seton Hall	0-0	00/00	0-0	0-0	0-0	0-0	0	0	0	0	0/0
South Florida	0-0	00/00	0-0	0-0	0-0	0-0	0	0	0	0	0/0
Syracuse	0-0	00/00	0-0	0-0	0-0	0-0	0	0	0	0	0/0
Villanova	0-0	00/00	0-0	0-0	0-0	0-0	0	0	0	0	0/0
West Virginia	0-0	00/00	0-0	0-0	0-0	0-0	0	0	0	0	0/0

Points.....	2 vs. Long Island (11-12-07)
Field Goals .....	1 vs. Long Island (11-12-07)
Field Goals Attempted.....	5 vs. Long Island (11-12-07)
Field-Goal Percentage.....	.200 vs. Long Island (11-12-07)
Three-Point Field Goals .....	—
Three-Point Field Goals Attempted.....	—
Three-Point Field Goal Percentage.....	—
Free Throws .....	—
Free Throws Attempted.....	—
Free-Throw Percentage.....	—
Rebounds .....	6 vs. Long Island (11-12-07)
Assists.....	1 vs. Long Island (11-12-07) and Monmouth (11-16-07)
Blocked Shots.....	—
Steals .....	—
Minutes .....	4 vs. Long Island (11-12-07) and Monmouth (11-16-07)


**Season Stats**

Opp.	Min.	Total			3FG-FGA			FT-FTA			Rebounds			PF	A	TO	BLK	Stl.	Pts.
		FG-FGA	Pct.	Pct.	Pct.	Pct.	Off.	Def.	Total										
Long Island	4	1-5	.200	0-0	.000	0-0	.000	4	2	6	0	1	0	0	0	0	0	2	
Monmouth	4	0-0	.000	0-0	.000	0-0	.000	0	0	0	0	1	0	0	0	0	0	0	
Baylor	DNP																		
Georgia Tech	DNP																		
Youn																			

**Career Statistics**

YEAR	G-S	MIN/AVG	FG-FGA	PCT.	3-Point			FT-FTA	PCT.	Rebounds			AST.	STL	BLK	PF-D	PTS/AVG
					FG-FGA	PCT.	PCT.			O	D	TOT					
2007-08	3-0	11/3.7	1-5	.200	0-0	.000	0-0	.000	4	2	6	2.0	2	1	0	0-0	2/0.7
BIG EAST	0-0	0/0	0-0	.000	0-0	.000	0-0	.000	0	0	0	0.0	0	0	0	0-0	0/0.0
TOTALS	3-0	11/3.7	1-5	.200	0-0	.000	0-0	.000	4	2	6	2.0	2	1	0	0-0	2/0.7
BIG EAST	0-0	0/0	0-0	.000	0-0	.000	0-0	.000	0	0	0	0.0	0	0	0	0-0	0/0.0





**Ty Proffitt #13**  
**Guard • Freshman • 6-4 • 206**  
**London, Ky. (South Laurel)**

**FRESHMAN SEASON (2007-08):**

Missed the first four games of the season after suffering a groin injury in practice ... played in his first college game vs. Youngstown State

(11/24).

**Career Stats vs. The BIG EAST**

Opponent	G-GS	Min.	FG-FGA	3Pt.		Reb.	A	PF	BS	ST	Pts.
				FGA	FTA						
Cincinnati	0-0	00/00	0-0	0-0	0-0	0-0	0	0	0	0	0/0
Connecticut	0-0	00/00	0-0	0-0	0-0	0-0	0	0	0	0	0/0
DePaul	0-0	00/00	0-0	0-0	0-0	0-0	0	0	0	0	0/0
Georgetown	0-0	00/00	0-0	0-0	0-0	0-0	0	0	0	0	0/0
Louisville	0-0	00/00	0-0	0-0	0-0	0-0	0	0	0	0	0/0
Marquette	0-0	00/00	0-0	0-0	0-0	0-0	0	0	0	0	0/0
Pittsburgh	0-0	00/00	0-0	0-0	0-0	0-0	0	0	0	0	0/0
Providence	0-0	00/00	0-0	0-0	0-0	0-0	0	0	0	0	0/0
Rutgers	0-0	00/00	0-0	0-0	0-0	0-0	0	0	0	0	0/0
St. John's	0-0	00/00	0-0	0-0	0-0	0-0	0	0	0	0	0/0
Seton Hall	0-0	00/00	0-0	0-0	0-0	0-0	0	0	0	0	0/0
South Florida	0-0	00/00	0-0	0-0	0-0	0-0	0	0	0	0	0/0
Syracuse	0-0	00/00	0-0	0-0	0-0	0-0	0	0	0	0	0/0
Villanova	0-0	00/00	0-0	0-0	0-0	0-0	0	0	0	0	0/0
West Virginia	0-0	00/00	0-0	0-0	0-0	0-0	0	0	0	0	0/0

**Career Highs**

Points..... —  
 Field Goals ..... —  
 Field Goals Attempted..... —  
 Field-Goal Percentage..... —  
 Three-Point Field Goals ..... —  
 Three-Point Field Goals Attempted..... —  
 Three-Point Field Goal Percentage..... —  
 Free Throws ..... —  
 Free Throws Attempted..... —  
 Free-Throw Percentage..... —  
 Rebounds ..... —  
 Assists..... —  
 Blocked Shots..... —  
 Steals ..... —  
 Minutes ..... 1 vs. Youngstown State (11-24-07)


**Season Stats**

Opp.	Min.	Total		3FG-FGA	Pct.	FT-FTA		Pct.	Rebounds			PF	A	TO	BLK	Stl.	Pts.
		FG-FGA	Pct.			Off.	Def.		Total								
Long Island	DNP-Inj.																
Monmouth	DNP-Inj.																
Baylor	DNP-Inj.																
Georgia Tech	DNP-Inj.																
Youngstown State	1	0-0	.000	0-0	.000	0-0	.000		0	0	0	0	0	0	0	0	0

**Career Statistics**

YEAR	G-S	MIN/AVG	FG-FGA	PCT.	3-Point		FT-FTA	PCT.	Rebounds				AST.	STL	BLK	PF-D	PTS/AVG
					FGA	PCT.			O	D	TOT	AVG.					
2007-08	1-0	1/1.0	0-0	.000	0-0	.000	0-0	.000	0	0	0	0.0	0	0	0	0-0	0/0.0
BIG EAST	0-0	0/0	0-0	.000	0-0	.000	0-0	.000	0	0	0	0.0	0	0	0	0-0	0/0.0
TOTALS	1-0	1/1.0	0-0	.000	0-0	.000	0-0	.000	0	0	0	0.0	0	0	0	0-0	0/0.0
BIG EAST	0-0	0/0	0-0	.000	0-0	.000	0-0	.000	0	0	0	0.0	0	0	0	0-0	0/0.0





**Carleton Scott #34**  
**Forward • Freshman • 6-7 • 194**  
**San Antonio, Texas (James Madison)**

**FRESHMAN SEASON (2007-08):**

Has not seen game time with the Irish this season.

**Career Stats vs. The BIG EAST**

Opponent	G-GS	Min.	FG-FGA	3Pt.		Reb.	A	PF	BS	ST	Pts.
				FGA	FTA						
Cincinnati	0-0	00/00	0-0	0-0	0-0	0-0	0	0	0	0	0/0
Connecticut	0-0	00/00	0-0	0-0	0-0	0-0	0	0	0	0	0/0
DePaul	0-0	00/00	0-0	0-0	0-0	0-0	0	0	0	0	0/0
Georgetown	0-0	00/00	0-0	0-0	0-0	0-0	0	0	0	0	0/0
Louisville	0-0	00/00	0-0	0-0	0-0	0-0	0	0	0	0	0/0
Marquette	0-0	00/00	0-0	0-0	0-0	0-0	0	0	0	0	0/0
Pittsburgh	0-0	00/00	0-0	0-0	0-0	0-0	0	0	0	0	0/0
Providence	0-0	00/00	0-0	0-0	0-0	0-0	0	0	0	0	0/0
Rutgers	0-0	00/00	0-0	0-0	0-0	0-0	0	0	0	0	0/0
St. John's	0-0	00/00	0-0	0-0	0-0	0-0	0	0	0	0	0/0
Seton Hall	0-0	00/00	0-0	0-0	0-0	0-0	0	0	0	0	0/0
South Florida	0-0	00/00	0-0	0-0	0-0	0-0	0	0	0	0	0/0
Syracuse	0-0	00/00	0-0	0-0	0-0	0-0	0	0	0	0	0/0
Villanova	0-0	00/00	0-0	0-0	0-0	0-0	0	0	0	0	0/0
West Virginia	0-0	00/00	0-0	0-0	0-0	0-0	0	0	0	0	0/0

**Career Highs**

Points.....	—
Field Goals .....	—
Field Goals Attempted.....	—
Field-Goal Percentage.....	—
Three-Point Field Goals .....	—
Three-Point Field Goals Attempted.....	—
Three-Point Field Goal Percentage.....	—
Free Throws .....	—
Free Throws Attempted.....	—
Free-Throw Percentage.....	—
Rebounds .....	—
Assists.....	—
Blocked Shots.....	—
Steals .....	—
Minutes .....	—

**Season Stats**

Opp.	Min.	Total				Rebounds				PF	A	TO	BLK	Stl.	Pts.
		FG-FGA	Pct.	3FG-FGA	Pct.	FT-FTA	Pct.	Off.	Def.						
Long Island	DNP														
Monmouth	DNP														
Baylor	DNP														
Georgia Tech	DNP														
Youngstown State	DNP														

**Career Statistics**

YEAR	G-S	MIN/AVG	FG-FGA	PCT.	3-Point		FT-FTA	PCT.	Rebounds				AST.	STL	BLK	PF-D	PTS/AVG
					FG-FGA	PCT.			O	D	TOT	AVG.					
2007-08	2-0	8/4.0	1-5	.200	0-0	.000	0-0	.000	4	2	6	3.0	2	0	0	0-0	2/1.0
BIG EAST	0-0	0/0	0-0	.000	0-0	.000	0-0	.000	0	0	0	0.0	0	0	0	0-0	0/0
TOTALS	2-0	8/4.0	1-5	.200	0-0	.000	0-0	.000	4	2	6	3.0	2	0	0	0-0	2/1.0
BIG EAST	0-0	0/0	0-0	.000	0-0	.000	0-0	.000	0	0	0	0.0	0	0	0	0-0	0/0







**Tim Andree #41**  
**Forward • Sophomore • 6-7 • 210**  
**Colts Neck, N.J. (Christian Brothers Academy)**

**SOPHOMORE SEASON (2007-08):**

Returns as second-year walk-on ... saw game time against Monmouth at the Paradise Jam, scoring two points in only two minutes of play (11/16).

**Career Highs**

Points.....2 vs. Army (2-21-06) and Monmouth (11-16-07)  
 Field Goals .....1 vs. Army (2-21-06) and Monmouth (11-16-07)  
 Field Goals Attempted.....2 vs. Army (2-21-06)  
 Field-Goal Percentage.....1.000 vs. Monmouth (11-16-07)  
 Three-Point Field Goals .....—  
 Three-Point Field Goals Attempted.....—  
 Three-Point Field Goal Percentage.....—  
 Free Throws .....—  
 Free Throws Attempted.....—  
 Free-Throw Percentage.....—  
 Rebounds .....1 vs. Elon (12-16-06)  
 Assists .....—  
 Blocked Shots.....—  
 Steals .....—  
 Minutes .....4 vs. Army (2-21-06)

**Season Stats**

Opp.	Min.	Total		3FG-FGA	Pct.	FT-FTA	Pct.	Rebounds			PF	A	TO	BLK	Stl.	Pts.
		FG-FGA	Pct.					Off.	Def.	Total						
Monmouth	2	1-1	1.000	0-0	.000	0-0	.000	0	0	0	0	0	0	0	0	2

**Career Statistics**

YEAR	G-S	MIN/AVG	FG-FGA	PCT.	3-Point FG-FGA	PCT.	FT-FTA	PCT.	Rebounds			AST.	STL	BLK	PF-D	PTS/AVG	
									O	D	TOT						
2006-07	5-0	9/1.8	1-2	.500	0-0	.000	0-2	.000	1	0	1	0.2	0	0	0	1-0	2/0.4
BIG EAST	0-0	0/0.0	0-0	.000	0-0	.000	0-0	.000	0	0	0	0.0	0	0	0	0-0	0/0.0
TOTALS	5-0	9/1.8	1-2	.500	0-0	.000	0-2	.000	1	0	1	0.2	0	0	0	1-0	2/0.4
BIG EAST	0-0	0/0.0	0-0	.000	0-0	.000	0-0	.000	0	0	0	0.0	0	0	0	0-0	0/0.0



**Tom Kopko #5**  
**Guard • Freshman • 6-7 • 210**  
**Chicago, Ill. (St. Laurence)**

**FRESHMAN SEASON (2007-08):**

First-year walk on ... saw game time against Monmouth at the Paradise Jam, recording two rebounds in just two minutes of play (11/16).

**Career Highs**

Points.....—  
 Field Goals .....—  
 Field Goals Attempted.....1 vs. Monmouth (11-16-07)  
 Field-Goal Percentage.....—  
 Three-Point Field Goals .....—  
 Three-Point Field Goals Attempted.....1 vs. Monmouth (11-16-07)  
 Three-Point Field Goal Percentage.....—  
 Free Throws .....—  
 Free Throws Attempted.....1 vs. Monmouth (11-16-07)  
 Free-Throw Percentage.....—  
 Rebounds .....2 vs. Monmouth (11-16-07)  
 Assists .....—  
 Blocked Shots.....—  
 Steals .....—  
 Minutes .....—

**Season Stats**

Opp.	Min.	Total		3FG-FGA	Pct.	FT-FTA	Pct.	Rebounds			PF	A	TO	BLK	Stl.	Pts.
		FG-FGA	Pct.					Off.	Def.	Total						
Monmouth	2	0-1	.000	0-1	.000	0-1	.000	1	1	2	0	0	0	0	0	0



## 2007-08 Box Scores

Notre Dame 87, Youngstown State 75  
November 24, 2007  
Joyce Center - Notre Dame, Ind.

### Game 5

Youngstown State	3-pt		FT-A	REB	PF	TP	A	TO	BK	ST	MIN
	FG-A	FG-A									
John Barber	7-14	3-4	2-2	2-10-12	1	19	3	3	0	1	35
Jack Liles	7-11	0-0	3-8	3-5-8	4	17	2	1	0	0	26
Vance Cooksey	5-15	3-6	0-0	0-2-2	2	13	8	4	0	2	36
Byron Davis	5-17	3-6	1-2	1-3-4	2	14	2	2	0	0	34
Vytas Suiskis	0-3	0-1	0-0	1-1-2	2	0	2	0	0	0	17
Dwight Holmes	1-1	0-0	0-0	0-0-0	1	2	0	1	0	0	5
George Cotal	0-0	0-0	0-0	1-0-1	1	0	0	0	0	0	5
Mikko Nieme	0-0	0-0	0-0	0-0-0	1	0	1	0	0	0	4
Alek Mrozik	0-0	0-0	0-0	0-0-0	1	0	0	0	0	0	1
Dan Boulder	1-3	0-0	0-2	1-1-2	2	2	1	0	0	0	14
Mel Johnson	3-6	2-4	0-0	2-0-2	4	8	1	1	0	4	23
Team				1-0-1							
<b>TOTALS</b>	<b>29-70</b>	<b>11-21</b>	<b>6-14</b>	<b>12-22-34</b>	<b>21</b>	<b>75</b>	<b>20</b>	<b>12</b>	<b>0</b>	<b>7</b>	<b>200</b>

FG%: 1st Half 11-31, .355; 2nd Half 18-39, .462; Game .414; 3-PT%: 1st Half 6-13, .462; 2nd Half 5-8, .625; Game .524; FT%: 1st Half 3-6, .500; 2nd Half 3-8, .375; Game .429; Deadball: 4.

Notre Dame	3-pt		FT-A	REB	PF	TP	A	TO	BK	ST	MIN
	FG-A	FG-A									
Rob Kurz	3-5	0-0	2-3	1-10-11	2	8	4	0	2	0	26
Luke Harangody	12-17	0-0	1-2	1-12-13	2	25	4	1	0	1	27
Tory Jackson	2-4	0-0	5-8	4-2-6	2	9	6	6	0	1	33
Kyle McAlarney	6-13	5-10	6-8	0-1-1	1	23	3	2	0	1	33
Ryan Ayers	2-8	2-5	0-0	2-1-3	1	6	3	2	0	1	26
Tyrone Nash	0-0	0-0	0-0	0-0-0	0	0	0	0	0	0	3
Ty Proffitt	0-0	0-0	0-0	0-0-0	0	0	0	0	0	0	1
Jonathan Peoples	1-2	0-1	0-0	0-2-2	0	2	1	1	0	1	18
Tim Abromaitis	0-0	0-0	0-0	0-0-0	0	0	0	1	0	0	1
Zach Hillesland	4-5	0-0	2-3	3-2-5	3	10	3	4	2	1	18
Luke Zeller	2-4	0-1	0-0	0-2-2	3	4	0	0	1	0	16
Team				0-1-1							
<b>TOTALS</b>	<b>32-58</b>	<b>7-17</b>	<b>16-24</b>	<b>11-33-44</b>	<b>14</b>	<b>87</b>	<b>24</b>	<b>17</b>	<b>5</b>	<b>7</b>	<b>200</b>

FG%: 1st Half 21-34, .618; 2nd Half 11-24, .458; Game .552; 3-PT%: 1st Half 6-10, .600; 2nd Half 1-7, .143; Game .412; FT%: 1st Half 5-8, .625; 2nd Half 11-16, .688; Game .667; Deadball: 1.

SCORE BY PERIODS	1	2	F
Youngstown State	31	44	75
Notre Dame	53	34	87

OFFICIALS: Bob Donato, Paul Faia, Bill Laubenstein  
TECHNICALS: None  
ATTENDANCE: 7,461

Notes: Notre Dame extended its home win dating back to the 2005-06 campaign to 22 games ... Luke Harangody's 25 points were a career and marked the third straight game with 20-plus points (a first in his career) ... His 13 boards were one shy of a personal best as he recorded a double-double for the second consecutive outing ... Kyle McAlarney's 23 points were a career-high as he hit on a personal best five three-pointers ... Zach Hillesland registered double figures for the second time in as many games (the first time that he has registered back-to-back double-figure scoring outings).