



University of Notre Dame
Sports Information
112 Joyce Center
Notre Dame, IN 46556
574-631-7516
574-631-7941 (fax)
www.UND.com

2008 NOTRE DAME FOOTBALL NOTES

Primary Contact: Brian Hardin • bhardin2@nd.edu • Office - 574.631.9471 • Cell - 574.532.4134
Secondary Contact: Michael Bertsch • mbertsch1@nd.edu • Office - 574.631.8642 • Cell - 574.532.4154



GAME 12: NOTRE DAME (6-5) vs. #5 USC (9-1)



DATE: Saturday, November 29, 2008

TIME: 5:01 p.m. PT

SITE (CAPACITY): Los Angeles Coliseum (92,000); Los Angeles, Calif.

TICKETS: Saturday's game is not sold out. Notre Dame has played in front of sellout crowds in 70 of its last 77 road games. The only non-sellouts include the 2001-07 games at Stanford, the 2004 game vs. Navy (The Meadowlands), the 2005 game at Washington and the 2006 game at Air Force.

TV: ESPN national telecast with Mike Patrick (play-by-play), Todd Blackledge (analysis), Holly Rowe (sideline), Bo Garrett (producer) and Scott Johnson (director).

RADIO: ISP Sports is the exclusive national rights-holder for Irish football radio broadcasts. The Notre Dame-ISP relationship begins with the 2008 season -- with ISP managing, producing and syndicating the Irish national football radio network. Notre Dame games will be broadcast by Don Criqui (play-by-play), former Irish great Allen Pinkett (analysis) and Jeff Jeffers providing pre-game, sideline and post-

WHAT'S INSIDE

Head Coach Charlie Weis	2
Irish Probable Starting Lineup	3
Notre Dame's Record When	3
With A Victory / With A Defeat	3-5
Team Notes	5-15
Eye On Career / Season Records.....	8-13
Special Team Notes	15-18
Individual / Team Honors	17
Offense Notes	18-24
Defense Notes	25-28
Miscellaneous Notes	28-32
Series History vs. USC	33-37
Last Two Meetings with USC	38-39
Irish Players Season / Career Highs ...	40-42
The Last Time	43-45
Weis Era Record Book	46-53
Pronunciation Guide	54
Alphabetical / Numerical Roster	54-55
Depth Chart	56
Game Summaries	57-67
Player Bios.....	68-85
Season Stats	86-99

COUNTDOWN TO KICKOFF

- Junior CB **Raeshon McNeil** has recorded a team-high 10 pass breakups this season. That is most by an Irish player since Dave Waymer had 12 in 1978. (SEE PAGE 26)
- Senior LB **Maurice Crum Jr.** recently became the ninth player to record 300 career tackles at Notre Dame. (SEE PAGE 25)
- Sophomore WR **Golden Tate's** 888 receiving yards currently ranks eighth-best in single-season receiving yards history at Notre Dame. His eight touchdowns this year also pace the team. (SEE PAGE 22)
- Despite missing all but three plays of the past two games, freshman WR **Michael Floyd's** seven touchdown receptions still ranks third in the country among any true freshman this year. (SEE PAGE 23)
- The Irish defense is on pace for its best season in six years. Notre Dame ranks 28th in the nation allowing 316.5 total yards per game, best since the 2002 squad ranked 13th and permitted 300.0 total yards per game. (SEE PAGE 10)
- Senior FS **David Bruton** has registered 205 career tackles, fifth-most of any Notre Dame defensive back. His 88 tackles this season is the fifth-best single-season total by an Irish defensive back in school history. (SEE PAGE 27)
- Four members of the Irish offensive line have started every game this season and that continuity has helped them cut the sacks allowed from 58 last year to 16 this year. In fact, the Irish O-line is on pace to allow the fewest sacks in a regular season since 1998. (SEE PAGE 18)
- Senior SS **Kyle McCarthy** needs three tackles to set the school record for most tackles in a season by a defensive back. McCarthy's team-high 96 tackles are just behind Chinedum Ndukwe's total of 98 tackles from 2006. (SEE PAGE 27)
- Sophomore RB **Armando Allen** has 45 receptions this season, the second-most catches by an Irish running back in a season. (SEE PAGE 20)
- Notre Dame's kickoff coverage team is tops in the nation allowing only 16.38 yards per kickoff return, 1.02 yards better than second-place Ohio State. (SEE PAGE 16)
- Sophomore QB **Jimmy Clausen**, a native of Westlake Village, Calif., has never lost a game played in the state of California nor to a school from the Golden State. Clausen was 42-0 in high school and is 2-0 against Stanford and 1-0 against both San Diego State and UCLA.

2008 NOTRE DAME SCHEDULE

Date	Opponent	Site	Time
September 6	SAN DIEGO STATE (NBC)	Notre Dame, Ind.	W, 21-13
September 13	MICHIGAN (NBC)	Notre Dame, Ind.	W, 35-17
September 20	at Michigan State (ABC)	East Lansing, Mich.	L, 7-23
September 27	PURDUE (NBC)	Notre Dame, Ind.	W, 38-21
October 4	STANFORD (NBC)	Notre Dame, Ind.	W, 28-21
October 11	at North Carolina (ABC)	Chapel Hill, N.C.	L, 24-29
October 25	at Washington (ESPN2)	Seattle, Wash.	W, 33-7
November 1	PITTSBURGH (NBC)	Notre Dame, Ind.	L, 33-36 (4ot)
November 8	at Boston College (ESPN)	Chestnut Hill, Mass.	L, 0-17
November 15	vs. Navy (CBS)	Baltimore, Md.	W, 27-21
November 22	SYRACUSE (NBC)	Notre Dame, Ind.	L, 23-24
November 29	at USC (ESPN)	Los Angeles, Calif.	5:00 p.m.

All Times Local

game reports. This broadcast can be heard live on SIRIUS Satellite Radio (channel 159).

All Notre Dame home games may be heard in South Bend on Sunny 101.5 FM and NewsTalk 960 WSBT-AM. See page 12 of this notes package for more information on Irish football radio and television shows.

WEB SITES: Notre Dame (und.com), USC (ustrojans.com).

REAL-TIME STATS: Live in-game statistics will be provided through CBS College Sports Gametracker via each school's respective official athletic websites.

POLLS: USC is ranked fifth in both the Associated Press poll and USA Today coaches polls. Notre Dame is unranked in either poll.

SERIES INFO: This meeting will be the 80th all-time meeting in NCAA college football's top intersectional rivalry. USC has captured each of the past six meetings and nine of 12 overall. Notre Dame did not lose to the Trojans over the previous 13 meetings (1983-95), including an 11-game winning streak. USC's six-game winning streak is its longest in series history. The Trojans won five straight from 1978-82. (see All-Time Series Results on page 34).

Printed by XEROX

**Notre Dame Head Coach
Charlie Weis**



PERSONAL INFORMATION

BIRTHDAY: March 30, 1956
FAMILY: Wife, Maurca; Son, Charlie, Jr. (15) and Daughter, Hannah (13)
HIGH SCHOOL: Middlesex High School, Middlesex, N.J.
EDUCATION: Bachelor's Degree in speech and drama, Notre Dame, 1978; Master's Degree in education, South Carolina, 1989

COACHING EXPERIENCE

Year	School/Team	Assignment
1979	Boonton (N.J.) High School	Assistant Coach
1980	Morristown (N.J.) High School	Assistant Coach
1981	Morristown (N.J.) High School	Assistant Coach
1982	Morristown (N.J.) High School	Assistant Coach
1983	Morristown (N.J.) High School	Assistant Coach
1984	Morristown (N.J.) High School	Assistant Coach
1985	South Carolina	Graduate Assistant Coach/Defensive Backs
1986	South Carolina	Graduate Assistant Coach/Linebackers
1987	South Carolina+	Volunteer Coach/Defensive Ends
1988	South Carolina@	Assistant Recruiting Coordinator
1989	Franklin Township (N.J.) High School	Head Coach
1990	New York Giants*	Defensive Assistant/Asst. Special Teams
1991	New York Giants	Running Backs
1992	New York Giants	Running Backs
1993	New England Patriots	Tight Ends
1994	New England Patriots	Tight Ends
1995	New England Patriots	Running Backs
1996	New England Patriots#	Wide Receivers
1997	New York Jets	Wide Receivers
1998	New York Jets^	Offensive Coordinator/Wide Receivers
1999	New York Jets	Offensive Coordinator/Wide Receivers
2000	New England Patriots	Offensive Coordinator/Running Backs
2001	New England Patriots*	Offensive Coordinator/Quarterbacks/RBs
2002	New England Patriots	Offensive Coordinator/Quarterbacks
2003	New England Patriots*	Offensive Coordinator
2004	New England Patriots*	Offensive Coordinator
2005	University of Notre Dame%	Head Coach
2006	University of Notre Dame\$	Head Coach
2007	University of Notre Dame	Head Coach
2008	University of Notre Dame	Head Coach

Notre Dame Total (4 seasons)28-20 (.583)

+ Gator Bowl @ Liberty Bowl
 * Super Bowl champion # Super Bowl appearance
 ^ AFC Title game % Fiesta Bowl
 \$ Sugar Bowl

**Return To Sender
(since 1999)**

The return game has been a source of strength for Notre Dame in recent years. The Irish have logged 40 returns (punts, kickoffs, fumbles, interceptions) for touchdowns during the past nine seasons (2000-present), a figure that ranks tied for eighth in the country during that stretch. Here's a look at the national leaders in TD returns since 2000:

School	2000	2001	2002	2003	2004	2005	2006	2007	2008	Bowls	Total
1. Virginia Tech	6	7	7	10	6	6	5	8	3	3	61
2. Texas	6	6	7	9	2	7	8	5	5	3	58
3. Miami, Fla.	13	11	5	9	8	3	1	1	3	3	57
4. Kansas State	5	2	12	6	4	5	8	7	6	1	56
5. Oklahoma	7	6	8	9	3	3	4	7	3	2	52
6. Fresno State	5	3	5	4	6	6	4	5	7	2	47
7. NC State	2	4	9	10	5	2	4	3	3	1	43
8. Notre Dame	6	4	9	3	3	5	4	3	3	0	40
9. Ohio State	7	3	3	4	6	6	3	3	2	2	39
10. Colorado	4	7	7	1	6	3	1	3	2	4	38

NOTRE DAME HEAD COACH CHARLIE WEIS:

A record combined win total for the first two seasons of any Notre Dame head football coach, consecutive Bowl Championship Series appearances for the first time in Irish history, and the two most accomplished passing seasons in Notre Dame football annals - those are the most notable by-products of the first three seasons of the Charlie Weis era in South Bend.

Weis, a 1978 Notre Dame graduate and owner of four Super Bowl-champion rings as products of a stellar 15-season career as a National Football League assistant coach, wasted no time putting his signature stamp on his alma mater's program in his first two years as Irish head coach in 2005 and 2006.

Weis and his Irish followed up a 9-3 record in '05 and BCS appearance in the Tostitos Fiesta Bowl with a 10-3 overall mark in '06 and a second consecutive BCS invitation, this time to the Allstate Sugar Bowl. Those 19 combined wins (including eight straight in the middle of the '06 regular season) qualified as most in a two-year period by the Irish since they collected 21 in 1992-93. It was also the first time Notre Dame played in BCS games in successive years and the most prominent two-season bowl qualification since the Irish played in the Fiesta and Orange Bowls after the 1994 and '95 campaigns. The only schools to play in BCS games after both the '05 and '06 seasons were Notre Dame, Ohio State and USC.

Notre Dame's 10 regular-season wins in '06 marked the ninth time that figure had been achieved in Irish history. Weis' 19 combined wins in his first two seasons were the most by a ND head coach in his first two years (the previous high was 17 by both Terry Brennan in 1954-55 and Dan Devine in 1975-76). For the second straight year in '06 Weis was one of three finalists for the George Munger Award presented by the Maxwell Football Club (of Philadelphia) to the college coach of the year.

The architect in '05 and '06 of the two most prolific passing seasons in Irish football history, Weis effectively transformed the ND offense into one of the most productive in the nation, as the Irish scored more points in '05 (440) than in any previous season in school history - and also qualified as the most improved offensive attack in the nation, jumping its total offense production (477.33 yards per game) a national-best 131.8 yards per game better than in '04. The Irish followed that up with another strong passing attack in '06, with Notre Dame's average of 264.1 passing yards per contest ranking 13th nationally and second all-time in the Notre Dame record book (behind only the 330.3 mark from '05). The Irish protected the football nearly as well as any team in the country in '06, with their 14 overall turnovers in 13 games ranking tied for fourth of the 119 NCAA I-A teams.

On a combined basis in 2005 and '06 under Weis, Notre Dame led the nation in interception avoidance with only 1.6 percent of Irish passes picked off over those two years. The Irish, thanks in large part to the play of quarterback Brady Quinn, finished third in TD passes with 69 and sixth in passing yards per game (295.8) and passing rating (151.7). In '05 and '06 combined, compared to the previous two seasons, the Irish improved their points per game by 11.5, and their total yards per game by 90.9.

**Notre Dame
Probable Starting Lineup**

OFFENSE

Pos.	No.	Player	Class	Notes
X	23	Golden Tate	So.	Leads ND w/ 888 yds receiving and 55 rec.; 13 catches of 30+ yds
LT	77	Michael Turkovich	Sr.	11th career start at LT against Syracuse (prev. 12 career starts at LG)
LG	55	Eric Olsen	Jr.	Has started 17 straight games (the final six of 2007 at RG)
OC	51	Dan Wenger	Jr.	Started first three games of 2007 at RG and last 13 games at OC
RG	78	Trevor Robinson	Fr.	Became fifth Irish freshman OL to ever start a game in ND history
RT	74	Sam Young	Jr.	Has started all 36 games over the past three seasons
TE	9	Kyle Rudolph	Fr.	His 24 rec. for 258 yds are the most ever by an Irish freshman TE
Z	11	David Grimes	Sr.	Tri-captain; 31 receptions for 287 yards and two touchdowns
QB	7	Jimmy Clausen	So.	Already ranks in the top 10 at ND in career attempts, completions and TDs
FB	44	Asaph Schwapp	Sr.	Prototypical lead blocking FB; Phil Steele's eighth-best FB
HB	5	Armando Allen	So.	Career-high 134 yds rushing and 247 all-purpose against Purdue

DEFENSE

Pos.	No.	Player	Class	Notes
DE	94	Justin Brown	Sr.	One of three (Lambert, Crum) fifth-year seniors
NT	95	Ian Williams	So.	Recorded season-high eight tackles last week against Syracuse
DE	96	Pat Kuntz	Sr.	Registered season-high seven tackles, including 1.5 for loss last week
SAM	22	Harrison Smith	So.	Career-high nine tackles, including one for loss, at BC
MIKE	49	Toryan Smith	Jr.	Blocked punt return for TD and career-high 10 tackles at Navy
JACK	40	Maurice Crum, Jr.	Sr.	46 career starts are tied for the second most on record in ND history
WILL	56	Kerry Neal	So.	Picked up career-high five tackles last week against Syracuse
LCB	8	Raeshon McNeil	Jr.	Made 12th career start last week against Syracuse
FS	27	David Bruton	Sr.	One of three players in NCAA to rank in top 100 of INT, tackles, solo stops and FF
SS	28	Kyle McCarthy	Sr.	Ranks 40th in the nation in tackles per game (8.73)
RCB	12	Robert Blanton	Fr.	Sixth Irish freshman to start a game this season

SPECIAL TEAMS

Pos.	No.	Player	Class	Notes
PK	14	Brandon Walker	So.	Made 12 of last 16 field goals, including six outside 38 yards
KO	39	Ryan Burkhart	Jr.	Averaging 61.3 yards per kick on 53 kickoffs this season
P	43	Eric Maust	Jr.	Punted 41 times for 1,676 yds (4-.9 avg.) this season
H	43	Eric Maust	Jr.	Holds for both Brandon Walker and David Ruffer
SNP	39	Kevin Brooks	Sr.	Serves as snapper on both punts and field goals
PR	23	Golden Tate	So.	Avg. 8.2 yds/return on 13 punt returns this season
KR	5	Armando Allen	So.	Avg. 22.1 yds/return on 17 kickoff returns this season
	23	Golden Tate	So.	Avg. 20.2 yds/return on 24 kickoff returns this season

KEY PROBABLE NON-STARTERS

Pos.	No.	Player	Class	Notes
RCB	20	Terrail Lambert	Sr.	Missed last two weeks with injury (had started previous 31 games)
QB	13	Evan Sharpley	Sr.	Played eight games, two starts in 2007; threw for 736 yds, 5 TDs
HB	34	James Aldridge	Jr.	Team-high 463 yds rushing in 2007; first career multi-TD game against Washington
HB	33	Robert Hughes	So.	Back-to-back 100-yard rushing games to close 2007 season
WR	82	Robby Parris	Jr.	Second-ranked returning WR with 361 yds in 2007
WR	18	Duval Kamara	So.	Set previous school record for catches and TD catches by freshman in 2007
NT	93	Paddy Mullen	Jr.	Saw action in three games in 2007 (behind Kuntz, Williams)
DE	53	Morrice Richardson	Jr.	Played in nine games in 2007; seven tackles, one sack
DE	9	Ethan Johnson	Fr.	Made third career start against Boston College
SAM	41	Scott Smith	Sr.	Voted by teammates onto leadership committee
JACK	48	Steve Quinn	Sr.	Made first career start against Pittsburgh
WILL	90	John Ryan	Jr.	Started 10 games in 2007; 30 tackles, 5.0 TFL, 2.5 sacks
WILL	45	Darius Fleming	Fr.	One of 10 freshmen to see game action in 2008
CB	4	Gary Gray	So.	Recorded first career INT against Michigan
FS	31	Sergio Brown	Jr.	Blocked punt and set career-high in tackles, TFL, PBUs in week 1

KEY STARTERS INACTIVE

MIKE	58	Brian Smith	So.	Started nine games; 53 tackles, 4.0 TFL, 2.0 sacks, 2 PBUs, 2 FR, 1 FF
------	----	-------------	-----	--

A WIN THIS WEEK WOULD...

- ▶ Make Notre Dame 7-5 on the season.
- ▶ Be the first victory for the Irish over a top 10 opponent since No. 3 Michigan (17-10) on Sept. 10, 2005.
- ▶ Be the first victory for Notre Dame over a top 10 opponent away from Notre Dame Stadium since No. 3 Michigan (17-10) on Sept. 10, 2005.
- ▶ Snap a five-game losing streak for the Irish against top 10 foes.
- ▶ Improve Notre Dame's all-time record to 40-53-5 (.434) all-time against teams ranked in the top five.
- ▶ Improve the Irish to 12-22-1 (.357) all-time on the road against teams ranked in the top five.
- ▶ Snap USC's six-game winning streak overall in the all-time series.
- ▶ Snap USC's three-game winning streak at the Los Angeles Coliseum.
- ▶ Improve Notre Dame to 43-32-5 (.569) in the all-time series with the Trojans.
- ▶ Improve the Irish to 18-20-4 (.476) in the all-time series with USC in Los Angeles.
- ▶ Improve Weis' Notre Dame record to 29-20 overall, 1-3 against USC and 9-3 against Pac-10 foes.
- ▶ Improve Weis' record to 5-9 (.357) against teams ranked in the top 25.
- ▶ Improve Weis' Notre Dame road record to 12-7 (.632).
- ▶ Improve Weis' Notre Dame record to 12-6 (.667) in November games.

**Notre Dame's
Record When...**

	2008	Weis Era
At Home	4-2	15-11
On The Road	1-3	11-7
Neutral Site Games	1-0	2-2
In Overtime	0-1	0-3
Coming off a loss	2-1	8-10
Coming off a win	2-4	17-6
Coming of an open date	1-0	2-2
Both teams are AP-ranked	0-0	3-5
Neither team is ranked	6-4	8-9
ND is ranked higher	0-0	17-2
Opponent is ranked higher	0-1	3-9
Vs. In-state Opponents	1-0	3-1
In September	3-1	10-8
In October	2-1	9-5
In November	1-3	11-6
In December	0-0	0-0
In January	0-0	0-2
On Television	6-5	28-20
On NBC	4-2	15-11
On ABC	0-2	7-5
On ESPN	0-1	2-3
On ESPN2	1-0	1-0
On CBS	1-0	2-0
On CSTV	0-0	1-0
On Fox	0-0	0-1
Afternoon Games	5-4	22-16
Night Games	1-1	6-4
Decided By 7 or Less	2-3	8-6
Scoring First	4-3	19-7
Opponent Scores First	2-2	9-13
Leading At Halftime	4-3	20-5
Tied At Halftime	2-0	4-0
Trailing At Halftime	0-2	4-15
Leading After 3 Qtrs.	5-3	22-4
Tied After 3 Qtrs.	0-0	1-1
Trailing After 3 Qtrs.	1-2	5-15
Scoring 40+ Points	0-0	9-2
Scoring 30+ Points	3-1	19-4
Scoring 20-29 Points	3-2	16-8
Scoring 0-19 Points	0-2	2-11
Allowing 40+ Points	0-0	0-6
Allowing 30+ Points	0-1	2-14
Allowing 20-29 Points	3-3	11-7
Allowing 0-19 Points	3-1	16-1
Outrushing Opponent	4-0	14-0
Getting Outrushed	2-5	14-20
Passing For More Yds	3-5	21-12
Passing For Fewer Yds	3-0	7-8
Outgaining Opponent	4-4	19-7
Getting Outgained	2-1	9-12
Winning Time of Poss.	5-2	21-6
Losing Time of Poss.	1-3	7-14
Scoring a Def./ST TD	3-0	11-3
Allowing a Def./ST TD	0-2	2-8
Fewer Penalty Yards	2-3	12-12
More Penalty Yards	4-1	16-7
Winning Turnover Battle	3-2	19-7
Losing Turnover Battle	3-3	6-10
Individual 100-yard rusher	1-0	14-4
Individual 100-yard receiver	4-3	16-7
Individual 200-yard passer	4-4	23-10
Opponent 100-yard rusher	2-4	5-15
Opponent 100-yard receiver	1-1	11-7
Opponent 200-yard passer	3-1	12-10

National Rankings

ASSOCIATED PRESS (Nov. 23)

Rk	School	Record	Pts
1.	Alabama (63)	11-0	1,622
2.	Florida (2)	10-1	1,512
3.	Oklahoma	10-1	1,486
4.	Texas	10-1	1,482
5.	USC	9-1	1,352
6.	Penn State	11-1	1,238
7.	Texas Tech	10-1	1,212
8.	Utah	12-0	1,206
9.	Boise State	11-0	1,064
10.	Ohio State	10-2	1,043
11.	Oklahoma State	9-2	997
12.	Missouri	9-2	917
13.	Georgia	9-2	874
14.	TCU	10-2	750
15.	Ball State	11-0	731
16.	Cincinnati	9-2	640
17.	Oregon State	8-3	604
18.	Georgia Tech	8-3	339
19.	Oregon	8-3	320
20.	Boston College	8-3	309
	Brigham Young	10-2	309
22.	Michigan State	9-3	274
23.	Florida State	8-3	214
24.	Northwestern	9-3	145
25.	Mississippi	7-4	127

Others Receiving Votes

West Virginia 120, *Pittsburgh 108*, Iowa 54, LSU 35, California 11, Tulsa 8, Western Michigan 8, South Carolina 5, Central Michigan 5, Connecticut 2, Nebraska 1, Rice 1.

USA TODAY/COACHES (Nov. 23)

Rk	School	Record	Pts
1.	Alabama (56)	11-0	1,518
2.	Oklahoma (4)	10-1	1,412
3.	Florida (1)	10-1	1,401
4.	Texas	10-1	1,370
5.	USC	9-1	1,288
6.	Penn State	11-1	1,157
7.	Utah	12-0	1,153
8.	Texas Tech	10-1	1,073
9.	Boise State	11-0	1,033
10.	Ohio State	10-2	994
11.	Missouri	9-2	896
12.	Oklahoma State	9-2	858
13.	Georgia	9-2	842
14.	TCU	10-2	695
15.	Ball State	11-0	673
16.	Cincinnati	9-2	572
17.	Oregon State	8-3	544
18.	Oregon	8-3	397
19.	Brigham Young	10-2	321
20.	Northwestern	9-3	310
21.	Michigan State	9-3	296
22.	Boston College	8-3	290
23.	Georgia Tech	8-3	241
24.	Florida State	8-3	204
25.	West Virginia	7-3	83

Others Receiving Votes

Pittsburgh 43, Ole Miss 40, LSU 30, Iowa 26, Western Michigan 20, Connecticut 15, Maryland 9, Tulsa 6, South Florida 3, Nebraska 3, South Carolina 2, Miami (FL) 2, California 2, Virginia Tech 2, Wake Forest 1.

2008 opponents in *bold italics*

- ▶ Improve Weis' Notre Dame record to 9-10 (.474) following a defeat.
- ▶ Improve an unranked Notre Dame squad to 12-9-1 (.568) all-time against USC.
- ▶ Improve an unranked Notre Dame squad to 6-6-1 (.500) all-time against the Trojans in Los Angeles.
- ▶ Improve an unranked Notre Dame squad to 6-7-1 (.464) all-time against a ranked USC team.
- ▶ Improve an unranked Notre Dame squad to 4-5-1 (.450) all-time against a ranked Trojans team in Los Angeles.
- ▶ Improve Weis' record to 7-4 (.636) in night games.
- ▶ Improve Notre Dame's all-time record to 831-281-42 (.738).
- ▶ Improve Notre Dame's all-time record on the road to 291-140-22 (.689).
- ▶ Improve Notre Dame's all-time record against the Pac-10 to 81-41-6 (.656).
- ▶ Improve Notre Dame's all-time road record against the Pac-10 to 33-24-1 (.578).
- ▶ Improve Notre Dame's all-time record in the regular season finale to 65-43-12 (.592).

A LOSS THIS WEEK WOULD...

- ▶ Make Notre Dame 6-6 on the season.
- ▶ Deny the Irish their first victory over a top 10 opponent since No. 3 Michigan (17-10) on Sept. 10, 2005.
- ▶ Deny Notre Dame its first victory over a top 10 opponent away from Notre Dame Stadium since No. 3 Michigan (17-10) on Sept. 10, 2005.
- ▶ Give the Irish a six-game losing streak against top 10 foes.
- ▶ Drop Notre Dame's all-time record to 39-54-5 (.423) all-time against teams ranked in the top five.
- ▶ Drop the Irish to 11-23-1 (.329) all-time on the road against teams ranked in the top five.
- ▶ Extend USC's winning streak to seven games in the all-time series.
- ▶ Extend the Trojans winning streak to four games at the Los Angeles Coliseum.
- ▶ Drop Notre Dame to 42-33-5 (.556) in the all-time series with the Trojans.
- ▶ Drop the Irish to 17-21-4 (.452) in the all-time series with USC in Los Angeles.
- ▶ Drop Weis' Notre Dame record to 28-21 (.571) overall, 0-4 against USC and 8-4 against Pac-10 foes.
- ▶ Drop Weis' record to 4-10 (.286) against teams ranked in the top 25.
- ▶ Drop Weis' Notre Dame road record to 11-8 (.579).
- ▶ Drop Weis' Notre Dame record to 11-7 (.611) in November games.
- ▶ Drop Weis' Notre Dame record to 8-11 (.421) following a defeat.
- ▶ Drop an unranked Notre Dame squad to 11-10-1 (.523) all-time against USC.
- ▶ Drop an unranked Notre Dame squad to 5-7-1 (.423) all-time against the Trojans in Los Angeles.

2008 Irish Among National Leaders

Category	Rank	Stat	National Leader	Stat	
Rushing Offense	91	119.18	Nevada	308.55	
Passing Offense	28	248.73	Texas Tech	427.09	
Total Offense	57	367.91	Tulsa	584.64	
Scoring Offense	71	24.45	Oklahoma	52.64	
Rushing Defense	55	139.73	TCU	48.67	
Pass Efficiency Defense	14	102.40	Southern California	84.34	
Total Defense	28	316.45	TCU	215.08	
Scoring Defense	31	20.82	Southern California	8.30	
Net Punting	71	34.63	Cincinnati	41.34	
Punt Returns	51	9.46	Central Mich.	18.69	
Kickoff Returns	91	19.96	Southern California	30.12	
Turnover Margin	88	-4.5	Oklahoma	1.64	
Pass Defense	22	176.73	Southern California	132.30	
Passing Efficiency	55	126.36	Tulsa	189.54	
Sacks	85	1.55	Oklahoma	3.45	
Tackles For Loss	113	4.18	Florida St.	8.64	
Sacks Allowed	34	1.45	Air Force	0.25	
Passing Efficiency					
Jimmy Clausen	52nd	127.63	Jimmy Clausen	30th	244.90
Receptions Per Game					
Michael Floyd	75th	5.11	Golden Tate	30th	80.73
Golden Tate	t-77th	4.55	Michael Floyd	50th	70.20
Interceptions					
David Bruton	t-81st	0.27	Armando Allen	87th	22.06
Field Goals					
Brandon Walker	30th	1.30	Eric Maust	45th	40.88
All-Purpose Yards					
Golden Tate	37th	138.00	Kyle McCarthy	40th	8.73
Armando Allen	52nd	118.45	David Bruton	t-74th	8.00
Scoring					
Brandon Walker	t-68th	7.10			

- ▶ Drop an unranked Notre Dame squad to 5-8-1 (.393) all-time against a ranked USC team.
- ▶ Drop an unranked Notre Dame squad to 3-6-1 (.350) all-time against a ranked Trojans team in Los Angeles.
- ▶ Drop Weis' record to 6-5 (.545) in night games.
- ▶ Drop Notre Dame's all-time record to 830-282-42 (.737).
- ▶ Drop Notre Dame's all-time record on the road to 290-141-22 (.687).
- ▶ Drop Notre Dame's all-time record against the Pac-10 to 80-42-6 (.648).
- ▶ Drop Notre Dame's all-time road record against the Pac-10 to 32-25-1 (.560).
- ▶ Drop Notre Dame's all-time record in the regular season finale to 64-44-12 (.583).

IRISH TEAM NOTES

IRISH DEFENSE STINGY OUT OF GATE

- ▶ Notre Dame surrendered just a field goal in last Saturday's opening quarter against Syracuse. The Irish have not allowed a first quarter touchdown since Sept. 27 against Purdue.
- ▶ In fact, Notre Dame has allowed just nine points in the first quarter over its last six games.
- ▶ Syracuse took a 10-3 lead with 6:48 to go in the opening half on a one-yard touchdown run from Curtis Brinkley. The touchdown for the Orange was the third offensive score allowed by the Notre Dame defense in the opening half over its last seven games. The Irish defense has surrendered just 23 total first half points over the past five games.

**Notre Dame Meetings
With Top Five Opponents**

Date	Opponent	Rank	Result	Date	Opponent	Rank	Result
Nov. 21, 1936	Northwestern	1	W, 26-6	Oct. 25, 1975	USC	3	L, 17-24
Oct. 30, 1937	at Minnesota	4	W, 7-6	Nov. 27, 1976	at USC	3	L, 13-17
Nov. 6, 1937	Pittsburgh	3	L, 6-21	Oct. 22, 1977	USC	5	W, 49-19
Nov. 25, 1939	USC	4	L, 12-20	Jan. 2, 1978	Texas	1	W, 38-10
Oct. 24, 1942	at Illinois	5	W, 21-14	Sept. 23, 1978	Michigan	5	L, 14-28
Oct. 9, 1943	at Michigan	2	W, 35-12	Nov. 25, 1978	at USC	3	L, 25-27
Oct. 30, 1943	Navy	3	W, 33-6	Oct. 20, 1979	USC	4	L, 23-42
Nov. 6, 1943	Army	3	W, 26-0	Nov. 15, 1980	Alabama	5	W, 7-0
Nov. 20, 1943	Iowa Pre-Flight	2	W, 14-13	Jan. 1, 1981	Georgia	1	L, 10-17
Dec. 6, 1943	USC	3	W, 38-7	Oct. 24, 1981	USC	5	L, 7-14
Nov. 11, 1944	Army	1	L, 0-59	Nov. 6, 1982	at Pittsburgh	1	W, 31-16
Nov. 3, 1945	Navy	3	T, 6-6	Nov. 13, 1982	Penn State	5	L, 14-24
Nov. 10, 1945	Army	1	L, 0-48	Nov. 16, 1985	at Penn State	1	L, 6-36
Nov. 9, 1946	Army	1	T, 0-0	Nov. 30, 1985	at Miami	4	L, 7-58
Dec. 6, 1947	at USC	3	W, 38-7	Sept. 13, 1986	at Michigan	3	L, 23-24
Oct. 15, 1949	Tulane	4	W, 46-7	Oct. 4, 1986	at Alabama	2	L, 10-28
Nov. 10, 1951	at MSU	5	L, 0-35	Nov. 15, 1986	Penn State	3	L, 19-24
Oct. 4, 1952	at Texas	5	W, 14-3	Nov. 28, 1987	Miami	2	L, 0-24
Nov. 8, 1952	Oklahoma	4	W, 27-21	Oct. 15, 1988	Miami (FL)	1	W, 31-30
Nov. 15, 1952	at MSU	1	L, 3-21	Nov. 26, 1988	at USC	2	W, 27-10
Nov. 29, 1952	USC	2	W, 9-0	Jan. 2, 1989	West Virginia	3	W, 34-21
Oct. 24, 1953	Georgia Tech	4	W, 27-14	Sept. 16, 1989	at Michigan	2	W, 24-19
Sept. 25, 1954	Texas	4	W, 21-0	Sept. 15, 1990	Michigan	4	W, 28-24
Oct. 29, 1955	Navy	4	W, 21-7	Oct. 20, 1990	Miami (FL)	2	W, 29-20
Oct. 20, 1956	MSU	2	L, 14-47	Jan. 1, 1991	Colorado	1	L, 9-10
Oct. 27, 1956	Oklahoma	1	L, 0-40	Sept. 14, 1991	at Michigan	3	L, 14-24
Nov. 24, 1956	at Iowa	3	L, 8-48	Jan. 1, 1992	Florida	3	W, 39-28
Nov. 9, 1957	at MSU	4	L, 6-34	Jan. 1, 1993	Texas A&M	4	W, 28-3
Nov. 16, 1957	at Oklahoma	2	W, 7-0	Sept. 11, 1993	at Michigan	3	W, 27-23
Oct. 24, 1959	Northwestern	2	L, 24-30	Nov. 13, 1993	Florida State	1	W, 31-24
Oct. 29, 1960	Navy	4	L, 7-14	Jan. 2, 1994	Colorado	4	L, 24-41
Oct. 21, 1961	at MSU	1	L, 7-17	Oct. 21, 1995	USC	5	W, 38-10
Oct. 27, 1962	at Northwestern	3	L, 6-35	Sept. 28, 1996	Ohio State	4	L, 16-29
Dec. 1, 1962	at USC	1	L, 0-25	Sept. 5, 1998	Michigan	5	W, 36-20
Nov. 2, 1963	Navy	4	L, 14-35	Nov. 6, 1999	at Tennessee	4	L, 14-38
Nov. 16, 1963	at MSU	4	L, 7-12	Sept. 9, 2000	Nebraska	1	L, 24-27
Oct. 23, 1965	USC	4	W, 28-7	Jan. 1, 2001	Oregon State	5	L, 9-41
Nov. 20, 1965	MSU	1	L, 3-12	Sept. 8, 2001	at Nebraska	5	L, 10-27
Nov. 19, 1966	MSU	2	T, 10-10	Sept. 13, 2003	at Michigan	5	L, 0-38
Oct. 14, 1967	USC	1	L, 7-24	Oct. 18, 2003	USC	5	L, 14-45
Sept. 21, 1968	Oklahoma	5	W, 45-21	Nov. 1, 2003	Florida State	5	L, 0-37
Sept. 28, 1968	Purdue	1	L, 22-37	Nov. 27, 2004	at USC	1	L, 10-41
Nov. 30, 1968	at USC	2	T, 21-21	Sept. 7, 2005	at Michigan	3	W, 17-10
Oct. 18, 1969	USC	3	T, 14-14	Oct. 15, 2005	USC	1	L, 31-34
Jan. 1, 1970	Texas	1	L, 17-21	Jan. 2, 2006	Ohio State	4	L, 20-34
Jan. 1, 1971	Texas	1	W, 24-11	Nov. 25, 2006	at USC	3	L, 24-44
Dec. 2, 1972	at USC	1	L, 23-45	Jan. 3, 2007	LSU	4	L, 14-41
Dec. 31, 1973	Alabama	1	W, 24-23	Oct. 13, 2007	Boston College	4	L, 14-27
Jan. 1, 1975	Alabama	2	W, 13-11	Totals			39-53-5

**Milestone Games
In 2008**

100-Yards Rushing
*Armando Allen 134 (Purdue)

100-Yards Receiving
*Golden Tate 146 (Syracuse)
Golden Tate 127 (Michigan)
Golden Tate 121 (North Carolina)
*Michael Floyd 115 (Stanford)
Golden Tate 111 (Pittsburgh)
Michael Floyd 107 (Washington)
Michael Floyd 100 (Purdue)
Michael Floyd 100 (Pittsburgh)

300-Yards Passing
*Jimmy Clausen 383 (North Carolina)
Jimmy Clausen 347 (Stanford)

200-Yards Passing
Jimmy Clausen 291 (Syracuse)
Jimmy Clausen 275 (Purdue)
Jimmy Clausen 271 (Pittsburgh)
Jimmy Clausen 242 (MSU)
Jimmy Clausen 237 (SDSU)
Jimmy Clausen 226 (Boston College)
Jimmy Clausen 201 (Washington)

Multiple Touchdowns
*Jimmy Clausen vs. Stanford 3 (passing)
*Jimmy Clausen vs. SDSU 3 (passing)
*Jimmy Clausen vs. Purdue 3 (passing)
*Jimmy Clausen vs. Pittsburgh 3 (passing)
*Golden Tate vs. Syracuse 2 (receiving)
*Michael Floyd vs. Pittsburgh 2 (receiving)
Jimmy Clausen vs. Syracuse 2 (passing)
Jimmy Clausen vs. Michigan 2 (passing)
*James Aldridge vs. Washington 2 (rushing)
*Robert Hughes vs. Michigan 2 (rushing)
*Armando Allen vs. Stanford 2 (rush., rec.)
Jimmy Clausen vs. UNC 2 (passing)

Ten-Tackles (or more)
*16, David Bruton vs. Pittsburgh
*15, Kyle McCarthy vs. Pittsburgh
15, David Bruton vs. Michigan
14, Kyle McCarthy vs. SDSU
14, Kyle McCarthy vs. Stanford
*10, Toryan Smith vs. Navy
10, Kyle McCarthy vs. Michigan
*10, Brian Smith at Michigan State
10, David Bruton at Michigan State

* - individual career highs (or tying)

Starter Sheet

Offense	2008	Streak	Career
Young (RT)	11	36	36
Turkovich (LT)	11	23	23
Grimes (WR)	5	1	21
Clausen (QB)	11	14	20
Olsen (LG)	11	17	17
Wenger (C)	11	13	16
Kamara (WR)	9	6	14
Duncan (LT)	-	-	12
Schwapp (FB)	2	2	12
Allen (HB)	7	1	11
Rudolph (TE)	11	11	11
Floyd (WR)	9	9	9
Stewart (RG)	8	-	8
Tate (WR)	6	-	8
West (WR)	-	-	7
Yeatman (TE)	3	-	6
Aldridge (HB)	1	1	6
Parris (WR)	-	-	4
Hughes (HB)	2	-	3
Robinson (RG)	3	3	3
Sharpley (QB)	-	-	2

Defense	2008	Streak	Career
Crum (LB)	9	2	46
Lambert (CB)	9	-	31
Bruton (FS)	11	14	22
Kuntz (DE)	11	11	21
Ryan (OLB)	5	-	15
Neal (OLB)	9	6	14
Brown, J. (DE)	8	2	13
Smith, B. (ILB)	9	2	12
McNeil (CB)	11	11	12
McCarthy (FS)	11	11	12
Williams (NT)	6	2	8
Smith, H. (S)	8	8	8
Brown, S. (S)	5	-	5
Johnson (DE)	3	-	3
Smith, T. (ILB)	1	1	3
Fleming (DE)	2	-	2
Blanton (DB)	2	2	2
Herring (SS)	-	-	1
Quinn (LB)	1	-	1

Longest Active Streaks

Young (RT)	36
Turkovich (LT)	23
Olsen (LG)	17
Bruton (FS)	14
Clausen (QB)	14
Wenger (C)	13
Rudolph (TE)	11
Kuntz (DT/DE)	11
McNeil (DB)	11
McCarthy (SS)	11

Most Career Starts (Active)

Crum (LB)	46
Young (RT)	36
Lambert (CB)	31
Turkovich (LT)	23
Bruton (FS)	22
Grimes (WR)	21
Kuntz (DE)	21
Clausen (QB)	20
Olsen (LG)	17
Wenger (C)	16
Neal (OLB)	14
Kamara (WR)	14
Ryan (OLB)	15

SENIORS STELLAR ON SENIOR DAY

- ▶ Notre Dame got a number of great performances from seniors who made their final appearances at Notre Dame Stadium last Saturday against Syracuse.
- ▶ DT **Pat Kuntz** had a season-high seven tackles, including 1.5 for loss.
- ▶ DB **Ray Herring** had a season-high six tackles, including his first career sack.
- ▶ LB **Scott Smith** picked up his first career forced fumble that helped set up an Irish field goal.
- ▶ DB **Mike Anello** not only forced a fumble on a punt helping the Irish grab a 3-0 lead and also deflected a punt.
- ▶ WR **David Grimes** had a season-high tying seven receptions and a career-high 83 yards receiving, including a season-best 31-yard catch.

MORE, MORE BIG PLAYS

- ▶ Sophomore QB **Jimmy Clausen** failed to complete a pass of over 20 yards for the first time in a game two weeks ago against Navy, but rebounded with four last Saturday against Syracuse.
- ▶ Clausen now has 36 completions of over 20 yards on the season. He connected on just 13 in 10 games as a freshman a year ago.
- ▶ The Irish had six passing plays of at least 30 yards in the entire 2007 season. Not only does sophomore WR **Golden Tate** have more by himself (13), but Notre Dame has 22 as team though 11 games.
- ▶ Sophomore WR **Golden Tate** had a 42-yard punt return with 3:54 left in the 3rd quarter against Boston College, the longest of the season for both Tate and the Irish. It was the longest punt return for a Notre Dame player since Tom Zbikowski had a 60-yard punt return in the victory over Stanford in the 2007 season finale.

YOUNG PUPS

- ▶ Freshman DB **Robert Blanton** picked up his first career start against Navy. Blanton is the sixth different Irish rookie to start a game this season. Blanton joined WR **Michael Floyd**, TE **Kyle Rudolph**, OG **Trevor Robinson**, DE **Ethan Johnson** and LB **Darius Fleming**.
- ▶ The Irish started five freshmen against Boston College, a season-high. On offense, Notre Dame started with WR **Michael Floyd** (8th start), TE **Kyle Rudolph** (9th), and OG **Trevor Robinson** (1st). On the defensive side, DE **Ethan Johnson** (3rd start) and LB **Darius Fleming** (2nd) got the nod.
- ▶ The five freshmen starters are the most for the Irish since six rookies were in the starting lineup in the 2007 season finale at Stanford.
- ▶ Robinson became just the fifth freshman to start a game on the Irish offensive line at any point, joining an elite club that includes teammate junior OT Sam Young (the entire 2006 season), Ryan Harris (final eight games of 2003), Brad Williams (vs. Navy and Boston College in 1996) and Mike Rosenthal (vs. Ohio State, USC and Air Force in 1995).
- ▶ Notre Dame's freshman duo of WR **Michael Floyd** and TE **Kyle Rudolph** each established school records for receptions and receiving yards by first year players at their respective positions. Floyd's total is also a record for any position.
- ▶ Floyd not only holds the rookie records for receptions and receiving touchdowns, but he also surpassed Tony Hunter's previous school record (690) for receiving yards by a freshman.
- ▶ The Irish played 53 different players against Pittsburgh and 22 have at least two years of eligibility remaining after this season.
- ▶ The Irish have scored 33 touchdowns already this season and 27 have come from either freshmen or sophomores, including both scores in last Saturday's game against Syracuse. The only touchdowns scored this season by upper classmen were junior RB **James Aldridge** (3), senior WR **David Grimes** (2), and junior LB **Toryan Smith**.
- ▶ The 27 of 33 touchdowns by underclassmen does not include sophomore QB **Jimmy Clausen**, who has tossed 20 touchdown passes this season.
- ▶ Notre Dame not only started two freshmen against Washington, but also played a total of nine true freshmen in the game, including the first career appearance for TE **Joseph Fauria**.

SUPER SOPHOMORES

- ▶ Notre Dame's 2007 recruiting class, which was widely considered one of the top classes in the country, experienced serious growing pains a year ago, but from the early returns from 2008 the experience was rewarding.
- ▶ The Irish have scored 33 touchdowns in 2008 and 17 have come from sophomores. WR **Golden Tate** leads Notre Dame with eight touchdowns (seven receiving, one rushing). RB **Armando Allen** has scored four touchdowns, while RB **Robert Hughes** has three. WR **Duval Kamara** and LB **Brian Smith** each have one touchdown. When you toss in freshman WR **Michael Floyd**, freshman TE **Kyle Rudolph** and freshman DB **Robert Blanton**, a first or second year player has scored 27 of Notre Dame's 33 touchdowns.
- ▶ Sophomore **Jimmy Clausen** has thrown 20 touchdown passes.
- ▶ The top two running backs are both sophomores.
- ▶ Tate leads the Irish in total touchdowns (eight), receptions (50) and receiving yards (888). He is tied for the lead in receiving touchdowns (seven). Tate also leads Notre Dame in all-purpose yards with 1,518 (138.0 per game).
- ▶ Allen leads the Irish in rushing yards (569), yards per rush (4.5, among backs with at least 10 carries) and tied for first in rushing touchdowns (three).
- ▶ Hughes is second on Notre Dame in rushing yards (320) and tied for the team-lead with three rushing touchdowns.
- ▶ Four of the top six players in scoring and six of the top 12 are all sophomores (three others are freshman).

- ▶ The top three players in total offense and five of the top seven are sophomores.
- ▶ The top two players and three of the top four in all-purpose yards are sophomores.
- ▶ Two of the top six and five of the top 18 tacklers on the Irish squad are sophomores (and three others are freshmen).

THIRD DOWN CONVERSIONS

- ▶ Since the bye week (the previous four games before Syracuse), Notre Dame had limited its opponent to just 14-of-58 on third down (24.1%), but the Orange managed to convert 6-of-13 (46.2%) on third down.
- ▶ Notre Dame ranked 15th in the NCAA FBS in third down conversion percentage defense at 31.4% before last Saturday's contest with Syracuse.
- ▶ The Irish slipped to 21st in the NCAA FBS in third down conversion percentage defense.

NOTRE DAME'S DEFENSE ONE OF BEST IN NATION ON THIRD DOWN

Rank	School	Attempts	Conversions	Percentage
1.	Florida St.	145	35	24.1
2.	Alabama	158	39	24.7
3.	Auburn	156	43	27.6
4.	Oklahoma	159	45	28.3
5.	TCU	150	43	28.7
6.	Southern California	146	42	28.8
7.	Oregon St.	145	42	29.0
8.	Army	130	38	29.2
9.	California	161	48	29.8
10.	Cincinnati	167	50	29.9
21.	Notre Dame	150	49	32.7

- ▶ Notre Dame's defense had limited Navy to just 1-of-13 (7.7%). The Midshipmen did not convert a third down until its last drive of the game, which came with less than a minute remaining.
- ▶ The Irish were stellar on third down against Boston College. The Irish limited the Eagles to just 3-of-14 (21.4%).
- ▶ Over its three games entering Boston College, Notre Dame had made major improvements on third down. The Irish had converted 46.9% (23-of-49) on third down. Notre Dame had converted just 33.8% (22-of-65) over its first five games.
- ▶ However, Notre Dame struggled on third down in the loss to the Eagles. The Irish converted just 5-of-15 (33.3%). Notre Dame continued its struggles on third down last week in its victory over Navy. The Irish converted just 3-of-10.
- ▶ Notre Dame entered the North Carolina game converting on just 33.8% (22-of-65) on third down this season. The Irish proceeded to convert 6-of-8 on third down in the opening 30 minutes. In fact, North Carolina had allowed just 35.4% (28-of-79) on third down prior to the game. Notre Dame limited the Tar Heels to just 2-of-7 in the first half.
- ▶ The Irish finished the game against North Carolina 10-of-16 on third down conversions which is the most third down conversions by the Irish in the Weis era.

IRISH ON THE DEFENSE

- ▶ Notre Dame limited Syracuse to just 317 total yards, including only 147 yards in the air. The Orange also completed just 53.8% of their passes (14-of-26).
- ▶ The Irish, which ranked second in the NCAA FBS in pass defense a season ago, has really come together since a slow start. After four games this season, Notre Dame was allowing 251.25 passing yards per game, which ranked 101st in the country. The Irish have since risen to 22nd in the nation and allow just 176.73 per game.

	Total Passing Yards	Passing Yards Per Game	NCAA Rank
First Four Games	1,005	251.25	101st
Last Seven Games	939	134.10	2nd
Total	1,944	176.73	22nd

- ▶ Notre Dame has allowed 22 passing plays of over 20 yards this year, but only eight since the bye week (last five games). In fact, the Irish have allowed just 42 such plays over the last two seasons combined. Notre Dame allowed 73 passing plays of over 20 yards combined in 2005 and 2006.

Career Starts By Position										
—OFFENSE—										
WR	LT	LG	C	RG	RT	TE	WR	QB	FB	HB
Grimes (21)	Turkovich (11)	Turkovich (12)	Wenger (13)	Stewart (8)	Young (26)	Rudolph (11)	Kamara (14)	Clausen (20)	Schwapp (12)	Allen (11)
Floyd (9)	Young (10)	Olsen (11)		Olsen (6)	Duncan (10)	Yeatman (6)	West (7)	Sharpley (2)		Aldridge (6)
Tate (8)	Duncan (2)			Wenger (3)			Parris (4)			Hughes (3)
				Robinson (3)						
—DEFENSE—										
DE	NT/DT	DE	OLB	ILB	ILB	OLB	CB	SS	FS	CB
Brown, J. (13)	Kuntz (17)	Ryan (5)	Neal (12)	Crum (46)	Smith, B. (5)	Smith, B. (7)	McNeil (12)	McCarthy (11)	Bruton (22)	Lambert (31)
Neal (2)	Williams (8)	Kuntz (4)	Ryan (11)		Smith, T. (3)	Smith, H. (6)		Smith, H. (2)	Brown, S. (4)	Blanton (2)
Fleming (1)		Johnson (3)	Fleming (1)		Quinn (1)			Herring (1)	McCarthy (1)	

Irish In The NFL		
AFC		
Pos	Player	Team
S	Tom Zbikowski	Baltimore Ravens
LB	Corey Mays	Cincinnati Bengals
S	Chinedum Ndukwe	Cincinnati Bengals
C	Dan Santucci^	Cincinnati Bengals
QB	Brady Quinn	Cleveland Browns
T	Ryan Harris	Denver Broncos
DE	Anthony Weaver	Houston Texans
RB	Darius Walker*	Houston Texans
G	Dan Stevenson^	Houston Texans
P	Hunter Smith	Indianapolis Colts
DT	Derek Landri	Jacksonville Jaguars
TE	Anthony Fasano	Miami Dolphins
OL	Mark LeVoir	New England Patriots
CB	Mike Richardson*	New England Patriots
C	Sean Mahan	Pittsburgh Steelers
P/K	Craig Hentrich	Tennessee Titans
NFC		
Pos	Player	Team
DE	Bertrand Berry	Arizona Cardinals
G/T	Mike Gandy	Arizona Cardinals
TE	John Owens	Detroit Lions
RB	Ryan Grant	Green Bay Packers
LS	J. J. Jansen^	Green Bay Packers
C	John Sullivan	Minnesota Vikings
K	John Carney	New York Giants
DE	Justin Tuck	New York Giants
DE	Rinaldo Wynn	New York Giants
DE	Victor Abiamiri	Philadelphia Eagles
DT	Trevor Laws	Philadelphia Eagles
WR	Arnaz Battle	San Francisco 49ers
CB	Allen Rossum	San Francisco 49ers
TE	John Carlson	Seattle Seahawks
RB	Julius Jones	Seattle Seahawks
C	Jeff Faine	Tampa Bay Buccaneers
WR	Maurice Stovall	Tampa Bay Buccaneers

* - practice squad
^ - injured reserve

**Eye On Notre Dame
Career Records**

Pass Attempts - Career

1. Brady Quinn.....	1602 (2003-06)
2. Ron Powlus.....	969 (1994-97)
3. Steve Beuerlein.....	850 (1983-86)
4. Rick Mirer.....	698 (1989-92)
5. Jimmy Clausen.....	637 (2007-)
6. Blair Kiel.....	609 (1980-83)
7. Terry Hanratty.....	550 (1966-68)
8. Jarious Jackson.....	536 (1996-99)
9. Joe Montana.....	515 (1975-78)
10. Joe Theismann.....	509 (1968-70)

Pass Attempts per Game - Career

1. Brady Quinn.....	32.7 (1602/49), 2003-06
2. Jimmy Clausen.....	30.3 (637/21), 2007-
3. Ron Powlus.....	22.0 (964/44), 1994-97
4. Terry Hanratty.....	21.2 (550/26), 1966-68

Completions - Career

1. Brady Quinn.....	929 (2003-06)
2. Ron Powlus.....	558 (1994-97)
3. Steve Beuerlein.....	473 (1983-86)
4. Jimmy Clausen.....	373 (2007-)
5. Rick Mirer.....	377 (1989-92)
6. Jarious Jackson.....	306 (1996-99)
7. Terry Hanratty.....	304 (1966-68)
8. Blair Kiel.....	297 (1980-83)
9. Joe Theismann.....	290 (1968-70)
10. Joe Montana.....	268 (1975-78)

Consecutive Passes Without INT - Multiple Games (Same Season)

1. Brady Quinn.....	226Michigan State 2006 - Army 2006
2. Jimmy Clausen.....	132 Michigan State 2008 - North Carolina 2008
3. Brady Quinn.....	130USC 2005 - Navy 2005
4. Carlyle Holiday.....	126Pittsburgh 2002 - Rutgers 2002

Pass Completions per Game - Career

1. Brady Quinn.....	19.0 (929/49), 2003-06
2. Jimmy Clausen.....	17.8 (373/21), 2007-
3. Ron Powlus.....	12.6 (558/44), 1994-97
4. Terry Hanratty.....	11.7 (304/26), 1966-68

Completion Percentage - Career (min 150 att.)

1. Kevin McDougal.....	62.2 (1990-93)
2. Jimmy Clausen.....	58.6 (2007-)
3. Brady Quinn.....	58.0 (2003-06)
4. Ron Powlus.....	57.5 (1994-97)
5. Jarious Jackson.....	57.1 (1996-99)
6. Joe Theismann.....	56.9 (1968-70)
7. Steve Beuerlein.....	55.6 (1983-86)

Passing Yards per Game - Career

1. Brady Quinn.....	240.0 (2003-06)
2. Jimmy Clausen.....	189.7 (2007-)
3. Ron Powlus.....	172.7 (1994-97)
4. Terry Hanratty.....	159.7 (1966-68)
5. Steve Beuerlein.....	155.4 (1983-86)
6. Joe Montana.....	152.6 (1975-78)
7. Joe Theismann.....	152.1 (1968-70)

► Notre Dame forced Navy into a three-out on its opening possession of the game. The Midshipmen had scored on their opening drive in each of their first nine games this season.

► The Irish limited Navy to just one first down in the first quarter and 21 total yards on 12 plays. Navy had 21 yards on nine rushes and failed to complete a pass on three attempts.

► Navy did not register a first down (without benefit of penalty) until the 8:20 mark of the second quarter.

► Notre Dame did not allow Navy a rushing first down until the Midshipmen's final drive of the opening half.

► The Midshipmen entered the game averaging 308.00 yards per game on the ground. Navy managed just 97 yards on the ground on 22 carries in the first half. In fact, 37 of those 97 yards came on two carries - a 15-yard rumble from fullback Eric Kettani and 22-yard touchdown run from Cory Finnerty.

► The Irish defense came out of the halftime lockerroom and dominated the Midshipmen in the third quarter. Notre Dame limited the Middies to just 33 total yards on 11 plays and only one first down. All 11 plays were rushes.

► In the first and third quarters combined, Notre Dame limited the Midshipmen to just a pair of first downs and one came on an Irish defensive penalty.

► Notre Dame held Navy to just 178 yards rushing on the day. It was the fewest rushing yards by the Midshipmen since Rutgers allowed just 113 on Oct. 14, 2006.

► The Irish held Navy to just 1-for-13 on third down. The Mids' only third down conversion came on their final drive of the game.

► Notre Dame forced Navy into nine punts. The Midshipmen previous single-game high from this year was six punts against Wake Forest on Sept. 27. The nine punts were the most by the Midshipmen since they punted 11 times against Rutgers on Oct. 14, 2006.

► Navy's 242 total yards are the fewest for the Midshipmen since that Rutgers game of 2006.

► Notre Dame, which allowed just 242 total yards against Navy, had allowed under 250 yards of total offense in two of the last three games. In fact, the Irish have allowed less than 250 yards of total offense in three of its last five games.

► The Irish defense forced three three-and-outs last week against Syracuse and nine over their last two games. Notre Dame has forced at least six three-and-outs in three of its last four games.

► Notre Dame has forced 24 three-and-outs in the last five games as compared to the 15 the Irish forced over their first six games. Notre Dame has also forced 35 punts in last five games as compared to 29 punts over its first six games.

► Since returning from the bye week, the Irish defense has really stepped up. Here's an inside look into Notre Dame's defensive improvements.

Category	Before Bye	After Bye
First Downs Per Game	20.0	13.6
Rushing First Downs Per Game	7.3	7.2
Passing First Downs Per Game	10.8	6.4
Rushing Yards	818	719
Average Per Rush	4.4	3.7
Average Per Game	136.3	143.8
Rushing TDs	8	7
Passing Yards	1,388	556
Att-Comp-INT	228-125-7	117-52-3
Completion Percentage	54.8	44.4
Average Per Pass	6.1	4.8
Average Per Catch	11.1	10.7
Average Per Game	231.3	111.2
TD Passes	6	4
Total Offense	2,206	1,275
Average Per Play	5.3	4.1
Average Per Game	367.7	255.0
Opp. Third Down Conversions	29/79	20/71
Opp. Third Down Percentage	37%	28%
Sacks	7	7
Opp. Redzone Scores	16-21 (76%)	14-16 (88%)
Opp. Redzone Touchdowns	11-21 (52%)	8-16 (50%)

► The 958 yards of total offense allowed by Notre Dame over the four games against Washington, Pittsburgh, Boston College and Navy was the fewest yards allowed by an Irish defense over any four-game span since the final four games of the 1996 season. Notre Dame allowed 924 yards against Boston College, Pittsburgh, Rutgers and USC.

► In the final 2007 NCAA stats, Notre Dame ranked 72nd in scoring defense (28.75), 39th in total defense (357.00) and 96th in rushing defense (195.42).

► Over the season's first 11 games, the Irish have seen major improvements in all three categories.

	2007	2008	Improvement
Scoring Defense	28.75 (72nd)	20.82 (31st)	7.93 yards (27.6%)
Total Defense	357.00 (39th)	316.45 (28th)	40.55 yards (11.4%)
Rush Defense	195.42 (96th)	139.73 (55th)	55.69 yards (28.5%)

- ▶ The Notre Dame defense stepped up in adverse conditions to keep the Irish in the game against Boston College. Notre Dame held the Eagles to 3-of-14 on 3rd down conversion attempts while holding the Eagles to 246 yards.
- ▶ The Irish limited Boston College to just 10 offensive points. The Eagles other touchdown came on an interception return. The Eagles only touchdown drive, which covered just 48 yards, followed sophomore WR **Golden Tate's** muffed punt.
- ▶ Notre Dame limited Boston College quarterback Chris Crane to just a completion percentage of 40.9% (9-of-22) and 79 yards -- the fewest allowed this year by the Irish.
- ▶ Notre Dame forced six three-and-outs in the game and nine of Boston College's 14 drives gained seven or fewer yards. In fact, the Irish have forced 15 three-and-outs in last three games.
- ▶ The Irish did not register a defensive penalty the entire game.
- ▶ Over the entire Washington game and the opening quarter against Pittsburgh, Notre Dame's first team defense allowed 61 total yards on 47 plays - good for an average of 1.3 yard per play. In fact, the Irish forced eight three-and-outs on defense in 12 opponent drives.
- ▶ Pittsburgh did not convert a first down until the 11:50 of the second quarter.
- ▶ The Panthers had 11 possessions in regulation. Notre Dame forced Pittsburgh into a trio of three-and-outs before overtime. The Irish have now forced nine three-and-outs in their opponents last 20 drives in regulation.
- ▶ Simply put, Notre Dame registered its top defensive game in recent memory at Washington. The Irish limited the Huskies to only 124 total yards on 48 offensive plays (only 2.6 yards per play) -- all Notre Dame bests since head coach Charlie Weis arrived in South Bend in 2005. In fact, the 124 total yards were the fewest for an Irish opponent since Rutgers managed only 43 in a 62-0 Notre Dame victory on Nov. 23, 1996.
- ▶ The Irish forced the Huskies to punt on each of their first nine possessions. Washington's longest drive of the game (prior its final drive of the game) went for 14 yards. The Huskies did have a nine play drive that managed just nine yards.
- ▶ Notre Dame forced Washington into six three and outs over its first nine drives.
- ▶ Prior to that final Huskies' drive, in which they marched 69 yards on 10 plays against Notre Dame's third-team defense to avoid their first home shutout since 1976, Washington had only 55 total yards on 38 plays. The Huskies had not been held below 100 yards of total offense in nearly 60 years.
- ▶ Notre Dame held Washington to plays of two yards or less 30 times over its 48 plays. Notre Dame did not allow a play of longer than eight yards prior to that final drive. Washington finished the game with eight plays of over eight yards and five came on that final meaningless drive.
- ▶ While the Irish did not force a turnover, they did register four sacks against Washington. Notre Dame managed just one sack over its first four games, but the Irish have totaled 12 in their last four games.
- ▶ Notre Dame also limited the Huskies to just nine first downs, but five came on that final drive. The nine first downs allowed are the fewest under Weis and fewest by an Irish opponent since Pittsburgh managed just nine in a Notre Dame 20-14 victory on Oct. 11, 2003.
- ▶ Washington could only muster 26 yards rushing on 23 carries, just 1.1 yards per carry. The 26 yards rushing are the fewest for an Irish foe since UCLA had 26 in last season's meeting. Notre Dame did not allow a rush of longer than eight yards all game.

ONLY THE BIG BOYS

Notre Dame is one of just five NCAA Division I-A programs that has never faced a non-Division I-A opponent since the current division setup was established in 1978 (the division's names have undergone a change this year, but the setup is still the same). The four remaining schools that have yet to play a non-Division I-A opponent since the advent of the current format are Michigan State, USC, UCLA and Washington.

NOTRE DAME'S OFFENSIVE IMPROVEMENT THE BEST IN THE NATION

▶ Entering this weekend's action, Notre Dame's 125.66 yards-per-game improvement for the Irish offense this season is rated tops in the nation, ahead of a list that includes Oklahoma, Pittsburgh and Georgia. Here is a look at this year's top 10 most improved offenses:

Rank	School	2007	2008	Improvement
1.	Notre Dame	242.25	367.91	125.66
2.	Oklahoma	448.42	556.64	108.22
3.	Akron	311.67	402.64	90.97
4.	Rice	404.00	461.45	57.45
5.	Georgia	375.62	429.0	53.38
6.	Southern Mississippi	389.69	441.55	51.86
7.	Pittsburgh	319.50	370.00	50.50
8.	Louisiana Lafayette	407.08	454.82	47.74
9.	Nevada	467.46	511.55	44.09
10.	UAB	325.58	364.55	38.97

▶ The vast improvements are not exclusive to the offensive side of the ball. The Notre Dame defense has also made major leaps from a season ago. Here is a look at this year's top 15 most improved scoring defenses:

Eye On Notre Dame Career Records

Passing Touchdown Passes - Career

1. Brady Quinn.....95 (2003-06)
2. Ron Powlus.....52 (1994-97)
3. Rick Mirer41 (1989-92)
4. Jarious Jackson.....34 (1996-99)
5. Joe Theismann.....31 (1968-70)
6. Angelo Bertelli.....28 (1941-43)
7. **Jimmy Clausen**27 (2007-)
Terry Hanratty27 (1966-68)
Steve Beuerlein27 (1983-86)
10. Bob Williams.....26 (1948-50)

Lowest INT Percentage - Career

1. Brady Quinn2.43 (39 of 1602), 2003-06
2. Ron Powlus.....2.78 (27 of 969), 1994-97
3. Carlyle Holiday.....2.99 (12 of 401), 2001-04
4. Rick Mirer.....3.29 (23 of 698), 1989-92
5. **Jimmy Clausen**3.30 (21 of 637), 2007-
6. Kevin McDougal.....3.33 (6 of 180), 1990-93
7. Jarious Jackson.....3.91 (21 of 536), 1996-99

Games with 100 Yards - Career

1. Tom Gatewood.....13 (1969-71)
2. Derrick Mayes9 (1992-95)
- Jeff Samardzija.....9 (2003-06)
4. Maurice Stovall7 (2002-05)
- Jim Seymour6 (1966-68)
- Tim Brown6 (1984-87)
7. **Golden Tate**5 (2007-)
Rhema McKnight.....5 (2002-06)
9. **Michael Floyd**4 (2008-)
Jack Snow4 (1962-64)
- Tony Smith4 (1989-91)
- Malcolm Johnson4 (1995-98)

Receptions - Career (Running Back)

1. Darius Walker.....109 (2004-06)
2. Allen Pinkett73 (1982-85)
3. Bob Gladioux72 (1966-68)
- Joseph Heap.....71 (1951-54)
5. **Armando Allen**69 (2007-)
6. Mark Green.....61 (1985-88)
7. Autry Denson53 (1995-98)
8. Jim Morse.....52 (1954-56)
9. Marc Edwards46 (1993-96)
10. Nick Eddy44 (1964-66)

Total Offense Yards per Game - Career

1. Brady Quinn243.8 (2003-06)
2. Joe Theismann.....187.3 (1968-70)
3. Terry Hanratty182.2 (1966-68)
4. **Jimmy Clausen**178.7 (2007-)
5. Rick Mirer159.3 (1989-92)
6. Steve Beuerlein.....153.8 (1983-86)

Tackles - Career

1. Bob Crable521 (1978-81)
2. Bob Golic479 (1975-78)
3. Steve Heimkreiter398 (1975-78)
4. Bob Olson369 (1967-69)
5. Tony Furjanic361 (1982-85)
6. Mike Kovaleski353 (1983-86)
7. Ross Browner340 (1973, 1975-77)
8. **Maurice Crum, Jr.**303 (2007-)
9. Tom Zbikowski300 (2004-07)
10. Brandon Hoyte297 (2002-05)

**Eye On Notre Dame
Career Records**

Tackles - Career - Defensive Backs

1. Tom Zbikowski (2004-07)	300
2. Jim Browner (1976-78)	228
3. A'Jani Sanders (1996-99)	225
4. Brian Magee (1992-95)	206
5. David Bruton (2005-)	205
6. Deke Cooper (1997-99)	203
7. Jeff Burris (1991-93)	189
8. Stacey Toran (1980-83)	184
John Covington (1990-93)	184
10. Steve Lawrence (1983-86)	182

Kickoff Returns - Career

1. Julius Jones	72-1678 (1999-2001, '03)
2. Tim Brown	69-1613 (1984-87)
3. Armando Allen	50-1079 (2007-)
4. Jim Stone	49-1079 (1977-80)
5. Vontez Duff	47-1230 (2000-03)
Tony Driver	47-1083 (1997-2000)
7. Raghil Ismail	46-1271 (1988-90)
8. Terry Eurick	32-739 (1974-77)

Kickoff Return Yards - Career

1. Julius Jones	72-1678 (1999-2001, '03)
2. Tim Brown	69-1613 (1984-87)
3. Raghil Ismail	46-1271 (1988-90)
4. Vontez Duff	47-1230 (2000-03)
5. Tony Driver	47-1083 (1997-2000)
6. Jim Stone	49-1079 (1977-80)
Armando Allen	50-1079 (2007-)
8. Allen Rossum	29-891 (1994-97)
9. Emmett Mosley	30-778 (1993-96)
Clint Johnson	27-778 (1990-93)

NOTRE DAME'S DEFENSIVE IMPROVEMENT ALSO ONE OF BEST IN THE NATION

Rank	School	2007	2008	Improvement
1.	Florida	25.5	12.0	13.5
2.	Alabama	25.5	12.5	13.0
3.	Northern Illinois	30.8	18.3	12.5
4.	Northwestern	31.0	19.3	11.7
5.	Florida International	39.1	28.0	11.1
6.	Navy	36.4	25.7	10.7
7.	Duke	33.1	23.0	10.1
8.	East Carolina	30.4	20.5	9.9
9.	Boise State	21.6	12.5	9.1
10.	Nebraska	37.9	29.0	8.9
13.	Notre Dame	28.8	20.8	8.0

► Notre Dame is the only school that is among the top 13 in most improved offense and scoring defense.

IRISH FINALLY PUNTS AGAINST NAVY

► Notre Dame was forced to punt against Navy for the first time since the 2004 meeting. The Irish had gone 247 plays against Navy without being forced to punt - dating back to a D.J. Fitzpatrick punt in the fourth quarter of the 27-9 Irish victory in 2004. The Irish ran 17 plays over three drives in last Saturday's game, 90 plays over nine drives in 2007, 62 plays over 10 drive in the 2006 and 70 plays over nine drives in 2005.

NOTRE DAME KEPT NAVY OFF THE FIELD

► The Irish won the time of possession battle against Navy 35:33 to 24:27. It was the smallest amount of time of possession for the Midshipmen since Oct. 22, 2005 against Rice when they managed just 22:20.

STEPPING UP ON THE SHORT FIELD

► Notre Dame defense held Boston College to a field goal in the first half, despite the fact the Eagles started three of their first four drives in Irish territory. On the three drives that began on the Notre Dame half of the field, Boston College failed to score.

► The Eagles eventually benefitted from a total of five drives that began inside Irish territory, but Notre Dame limited them to only one touchdown.

► Navy started two drives inside Notre Dame territory and the Irish limited the Mids to one score (a touchdown).

► Notre Dame's opposition has started 17 different drives this season in Irish territory. The Irish defense has limited their opponent to just seven scores (six touchdowns, one field goal) on those 17 possessions. In fact, Notre Dame has allowed just 17 points (two touchdowns, field goal) on its opponents last nine drives that began inside the Irish 50-yard line.

LONG DAY AT THE STADIUM

► Notre Dame and Pittsburgh played the longest game in Irish history earlier this season. Notre Dame had never seen a game enter the fourth overtime. The Irish dropped a three-overtime game to Navy in 2007. In fact, the Irish have dropped their last three games that have entered overtime.

► The game lasted 4:01, which is longest in terms of time since the Michigan State game in 2005. In fact, no other game has ever gone longer since 2002 (when length of time was included on box scores).

► Notre Dame and Pittsburgh combined for 160 total plays in the game (the Panthers ran 77, while the Irish ran 83).

► The 83 plays for Notre Dame are the most this season and most since the Irish ran 90 last year against Navy.

TERRITORIAL DOMINANCE

► Washington ran 26 plays in the first half and not one inside the Irish 50-yard line. By contrast, 27 of Notre Dame's 42 plays were run inside Huskies' territory.

► Notre Dame's average drive start was its own 43-yard line, while Washington's was its own 20. When you take into consideration each team had six first half possessions, the Irish had an advantage of 138 hidden yards.

► Washington did not enter the Irish territory until 5:50 to go in the game.

► Washington ran a total of 48 plays in the game. Notre Dame ran a total of 49 plays in Washington territory alone.

NOTRE DAME AWAY FROM THE FRIENDLY CONFINES

► Notre Dame opened the 2008 season with a perfect 4-0 record inside Notre Dame Stadium, but the Irish have not been able to replicate that success on the road. The Irish are 2-3 away from home and 1-3 on an opponent's home field.

► The most obvious reason for the Irish lack of success on the road is simple -- turnovers. Notre Dame has forced 18 turnovers in its six home games, but just two turnovers in games against Michigan State, North Carolina, Washington, Boston College and Navy. In fact, the Irish have a +12 turnover margin at home and -17 turnover margin away from home.

► Here are a couple of other interesting Irish stats in home games versus road games:

Category	Home	Road
Points	178	91
Points Allowed	132	97
Points Per Game	29.7	18.2
Points Allowed Per Game	22.0	19.4
First Downs	113	110
Rushing Yards	658	653
Average Per Rush	3.3	3.8
Average Per Game	109.7	130.6
Rushing Yards Allowed	842	695
Average Per Rush Allowed	4.3	3.8
Average Per Game Allowed	140.3	139.0
Passing Yards	1,568	1,168
Att-Comp-INT	215-125-4	182-111-11
Completion Percentage	58.1	61.0
Average Per Pass	7.3	6.4
Average Per Catch	12.5	10.5
Average Per Game	261.3	233.6
TD Passes	16	4
Passing Yards Allowed	1,359	585
Att-Comp-INT	226-124-10	119-53-0
Completion Percentage Allowed	54.9	44.5
Average Per Pass Allowed	6.0	4.9
Average Per Catch Allowed	11.0	11.0
Average Per Game Allowed	226.5	117.0
TD Passes Allowed	8	2
Total Offense	2,226	1,821
Average Per Play	5.3	5.1
Average Per Game	371.0	364.2
Total Offense Allowed	2,201	1,280
Average Per Play Allowed	5.2	4.2
Average Per Game Allowed	366.8	256.0
Third Down Conversions	27/87	30/68
Third Down Percentage	31%	44%
Opp. Third Down Conversions	28/81	21/69
Opp. Third Down Percentage	35%	30%
Sacks Allowed	5	11
Sacks	10	6

TURNOVERS

► Notre Dame's turnover difficulties on the road continued against Navy. The Irish turned it over on their first two drives of the afternoon (interception and a fumble) and then again (interception) on its second-to-last drive of the first half.

► The Irish did, however, force a turnover late in the second quarter that set up the go-ahead Notre Dame field goal. It was the first forced turnover for Notre Dame on the road since the Michigan State game earlier in the season (a span of 15 quarters).

► Notre Dame added a fourth turnover deep in Navy territory with 4:54 to go in the game. The Irish had first and goal at the two-yard line leading 27-7 before freshman Jonas Gray fumbled.

► The Irish were charged with a fifth turnover (team fumble) on Navy's first onside kick late in the fourth quarter.

► The Irish have a minus-17 turnover margin in their five games away from Notre Dame Stadium. Notre Dame has forced two turnovers (Michigan State, Navy), while the Irish have committed 19 turnovers along the way, including a trio of five turnover games (North Carolina, Boston College and Navy).

► The Irish were minus-five in turnover margin against Boston College, which was the identical spread Notre Dame found itself against North Carolina earlier this season. Notre Dame has registered a minus-five effort in the turnover department just three times since the start of the 2002 season and two have come in the last four games.

► Notre Dame has now registered five turnovers in a game three different times in 2008 (actually all in the last five games). Prior to this span of games, one must go back 110 games to find Notre Dame posting three separate five turnover games.

► The Irish turned it over five different times (four interceptions and a fumble) at Boston College. That does not include a block punt that led to the Eagles only offensive touchdown.

**Eye On Notre Dame
Season Records**

Pass Attempts - Season

1. Brady Quinn467 (2006)
2. Brady Quinn450 (2005)
3. **Jimmy Clausen****392 (2008)**
4. Brady Quinn353 (2004)
5. Brady Quinn332 (2003)
6. Jarious Jackson.....316 (1999)
7. Ron Powlus.....298 (1997)
8. Joe Theismann268 (1970)
9. Joe Montana260 (1978)
10. Steve Beuerlein259 (1986)

Pass Attempts per Game - Season

1. Brady Quinn37.5 (450/12), 2005
2. Brady Quinn35.9 (467/13), 2006
3. **Jimmy Clausen****35.6 (392/11), 2008**
4. Brady Quinn29.4 (353/12), 2004
5. Terry Hanratty28.1 (197/7), 1968
6. Brady Quinn27.6 (332/12), 2003

Pass Completions - Season

1. Brady Quinn292 (2005)
2. Brady Quinn289 (2006)
3. **Jimmy Clausen****235 (2008)**
4. Brady Quinn191 (2004)
5. Jarious Jackson.....184 (1999)
6. Ron Powlus.....182 (1997)
7. Brady Quinn157 (2003)
8. Joe Theismann155 (1970)
9. Steve Beuerlein151 (1986)
10. Joe Montana141 (1978)

Pass Completions per Game - Season

1. Brady Quinn24.3 (292/12), 2005
2. Brady Quinn22.2 (289/13), 2006
3. **Jimmy Clausen****21.4 (235/11), 2008**
4. Terry Hanratty16.6 (116/7), 1968

Completion Percentage - Season (min 100 att.)

1. Brady Quinn64.9 (2005)
2. Brady Quinn61.9 (2006)
3. Kevin McDougal61.6 (1993)
4. Ron Powlus61.1 (1997)
5. Steve Beuerlein60.3 (1984)
6. **Jimmy Clausen**.....**59.9 (2008)**
7. Jarious Jackson59.2 (1999)

Passing Yards - Season

1. Brady Quinn3919 (2005)
2. Brady Quinn3426 (2006)
3. Jarious Jackson.....2753 (1999)
4. **Jimmy Clausen****2730 (2008)**
5. Brady Quinn2586 (2004)
6. Joe Theismann2529 (1970)
7. Steve Beuerlein2211 (1986)
8. Rick Mirer2117 (1991)
9. Ron Powlus.....2078 (1997)
10. John Huarte2062 (1964)

Passing Yards per Game - Season

1. Brady Quinn326.6 (2005)
2. Brady Quinn263.5 (2006)
3. **Jimmy Clausen**.....**248.2 (2008)**
4. Joe Theismann242.9 (1970)
5. Jarious Jackson229.4 (1999)
6. Brady Quinn215.5 (2004)
7. Terry Hanratty.....209.4 (1968)
8. Steve Beuerlein201.0 (1986)

**Eye On Notre Dame
Season Records**

Passing Touchdown Passes - Season

1. Brady Quinn	37 (2006)
2. Brady Quinn	32 (2005)
3. Jimmy Clausen	20 (2008)
4. Ron Powlus.....	19 (1994)
5. Rick Mirer	18 (1991)
6. Jarious Jackson.....	17 (1999)
Brady Quinn	17 (2004)
8. Bob Williams	16 (1949)
John Huarte	16 (1964)
Joe Theismann.....	16 (1970)

Receptions - Season (Running Back)

1. Darius Walker	56 (2006)
2. Armando Allen	45 (2008)
3. Darius Walker	43 (2005)
4. Bob Gladieux	37 (1968)
5. Autry Denson.....	30 (1997)
6. Joseph Heap.....	29 (1952)
7. Allen Pinkett.....	28 (1983)
8. Marc Edwards	25 (1995)
9. Mark Green	25 (1986)
10. Armando Allen	24 (2007)

Receiving Yards - Season

1. Jeff Samardzija	1249 (2005)
2. Maurice Stovall	1149 (2005)
3. Tom Gatewood	1123 (1970)
4. Jack Snow	1114 (1964)
5. Jeff Samardzija	1017 (2006)
6. Tim Brown.....	910 (1986)
7. Rhema McKnight	907 (2006)
8. Golden Tate	888 (2008)
9. Derrick Mayes	881 (1995)
10. Jim Seymour.....	862 (1966)

Games with 100 Receiving Yards - Season

1. Tom Gatewood	8 (1970)
2. Maurice Stovall	6 (2005)
3. Jeff Samardzija	5 (2005)
4. Golden Tate	4 (2008)
Michael Floyd	4 (2008)
Jeff Samardzija	4 (2006)
Tom Gatewood	4 (1969)
8. Arnez Battle	3 (2002)
Derrick Mayes	3 (1994)
Derrick Mayes	3 (1995)
Rhema McKnight	3 (2006)

Touchdown Receptions - Season

1. Rhema McKnight	15 (2006)
Jeff Samardzija	15 (2005)
3. Jeff Samardzija	12 (2006)
4. Derrick Mayes	11 (1994)
Maurice Stovall.....	11 (2005)
6. Jack Snow	9 (1964)
7. Jim Seymour.....	8 (1966)
Tom Gatewood	8 (1969)
9. Golden Tate	7 (2008)
Michael Floyd	7 (2008)
Tom Gatewood	7 (1970)

► The Irish were minus-five in turnover margin against Boston College, which was the identical spread Notre Dame found itself against North Carolina earlier this season. Notre Dame has registered a minus-five effort in the turnover department just three times since the start of the 2002 season and two have come in the last five games.

► Notre Dame forced four Stanford turnovers in its victory on Oct. 4. Over their last five games, the Irish have forced four turnovers and three came against Pittsburgh. Notre Dame has not forced a single turnover in three of the five games.

► After failing to record a turnover in two games against Washington and North Carolina, Notre Dame picked off three passes against Pittsburgh. The Irish had a +3 advantage in turnover margin. In fact, Notre Dame had not lost a game when owning a +3 advantage in the turnover department since Sept. 4, 1999 when the Irish lost at Michigan, 26-22.

► Notre Dame did not force a turnover in the victory over Washington and did not force one in consecutive games (also included the North Carolina game). The Irish had not gone back-to-back games without forcing a turnover since meetings with North Carolina and Air Force in 2006 -- a span of 20 games. Prior to this season's matchup with the Tar Heels, Notre Dame had recorded seven interceptions and recovered seven fumbles in its first five games which ranked sixth-best in the NCAA FBS of schools that had played an equal number of games.

► Notre Dame entered the game against North Carolina with a +5 advantage in turnover margin and ranked tied for 20th in the NCAA FBS. In fact, Notre Dame had gone the two previous games (Purdue and Stanford) without committing a single turnover. The Irish had not gone two straight games without a turnover since the 2006 season when ironically enough Notre Dame went without turnovers in victories over the Boilermakers and Cardinal.

► The Irish committed five turnovers (two interceptions, three fumbles) against the Tar Heels, while North Carolina failed to commit one. The minus-five in turnover margin is the largest for Notre Dame in a game this season and largest turnover margin since Nov 2, 2002 in a 14-7 loss against Boston College.

NO RUNNING BACKS

Notre Dame opened the game against North Carolina with four wide receivers, one tight end and no running backs. The Irish had not opened five wide, no running backs, since Oct. 22, 2005 against BYU (just the second time under Weis and more than likely in Notre Dame school history). Notre Dame also opened that game with four WRs and one tight end. Brady Quinn proceeded to throw for 467 yards and a school record six touchdown passes that afternoon. Sophomore QB **Jimmy Clausen** set career-highs in completions (31), attempts (48) and yards (383) in the loss to the Tar Heels.

CHARLIE AND THE IRISH OFFENSIVE FACTORY

► Fourth-year head coach Charlie Weis came to Notre Dame with a tremendous reputation as one of the premier offensive minds in all of the NFL. The Irish saw immediate results in 2005, setting 11 school records, including passing yards (3,963), touchdown passes (32, bested in 2007), total offense yards (5,728) and total points (440). Notre Dame has surpassed the 40-point barrier on 11 different occasions in Weis' 48 games as head coach. Prior to his arrival, Notre Dame had eclipsed 40 points just nine times in its previous 97 contests. In addition, the Irish had 83 separate 100-yard receiving games over its first 116 seasons of football, but Notre Dame has had 28 the past four years under Weis. To put those numbers in perspective, Notre Dame averaged a 100-yard receiving effort every 13 games. Under Weis, the Irish is recording a 100-yard receiving effort every other game.

► Freshman WR **Michael Floyd** and sophomore WR **Golden Tate** each surpassed 100 yards receiving against Pittsburgh. They are the first Irish tandem to eclipse 100 yards receiving in the same game since Jeff Samardzija and John Carlson both eclipsed the century mark against Michigan State in 2006.

**Notre Dame Coaching
Staff Locations**



Charlie Weis
Sidelines



John Latina
Sidelines



Jon Tenuta
Press Box



Mike Haywood
Press Box



Corwin Brown
Sidelines



Rob Ianello
Sidelines



Jappy Oliver
Sidelines



Bernie Parmalee
Sidelines



Brian Polian
Sidelines



Ron Powlus
Sidelines



Kevin Loney
Press Box



Patrick Graham
Press Box

► Notre Dame has recorded eight 100-yard receiving games from the wideout tandem of Floyd and Tate this season. The Irish had just one such game in 2007 (Tate against Purdue). Notre Dame had 19 combined in 2005 and 2006.

QUITE AN EARLY TURNAROUND

► Notre Dame opened the 2007 season with five straight losses for the first time in school history. The 2008 Irish opened the year at 4-1, nearly reversing that trend 180 degrees in one season. The four-game improvement over the first five games of a season is the greatest ever by a Notre Dame squad.

► In fact, it was the greatest turnaround through five games by an NCAA FBS school in 10 years since South Carolina opened the 2000 season with a 4-1 record. The Gamecocks were 0-5 after five games of the 1999 season.

► Interestingly enough, that 2000 South Carolina squad was under a second-year coach that underwent a similar type turnaround in South Bend. His name... Lou Holtz.

School (Years)	Record	Record	Improvement
Notre Dame (2007-08)	0-5	4-1	+4
South Carolina (1999-00)	0-5	4-1	+4

► Notre Dame now stands 6-5 on the season, which is still a four-game improvement from the same point of the season in 2007 when the Irish were 2-9.

► Here is a quick look at how the 2008 Irish compare to the 2007 squad.

Category	2007	2008
Overall Record	3-9	6-5
Points	197	269
Points Per Game	16.4	24.5
First Downs	187	223
Rushing Yards	903	1,311
Average Per Rush	2.1	3.5
Average Per Game	75.2	119.2
Passing Yards	2,004	2,736
Att-Comp-INT	389-217-9	397-236-15
Completion Percentage	55.8	59.4
Average Per Pass	5.2	6.9
Average Per Catch	9.2	11.6
Average Per Game	167.0	248.7
TD Passes	12	20
Total Offense	2,907	4,047
Average Per Play	3.5	5.2
Average Per Game	242.2	367.9
Fumbles-Lost	26-16	20-10
Penalties-Yards	78-693	63-567
Third Down Conversions	60/193	57/155
Third Down Percentage	31%	37%
Sacks Allowed	58	16

NOT SO MANY NEW FACES

► Notre Dame had 28 different players (13 on defense, 15 on offense) register their first career start in 2007 (a total of 16 players made their first career starts in 2005 and 2006 combined). The Irish have had 11 more players (DB **Robert Blanton**, OG **Trevor Robinson**, LB **Steve Quinn**, DE **Darius Fleming**, DE **Ethan Johnson**, RG **Chris Stewart**, FS **Sergio Brown**, FS **Harrison Smith**, TE **Kyle Rudolph**, WR **Michael Floyd**) make their first start in 2008.

► Notre Dame started eight true freshmen in 2007, including HB **Robert Hughes**, QB **Jimmy Clausen**, HB **Armando Allen**, WR **Golden Tate**, WR **Duval Kamara**, OLB **Kerry Neal**, OLB **Brian Smith** and NT **Ian Williams**. In comparison, the Irish have started six freshmen in 2008 (DB **Robert Blanton**, OG **Trevor Robinson**, DE **Darius Fleming**, DE **Ethan Johnson**, TE **Kyle Rudolph** and WR **Michael Floyd**).

SPREADING THE WEALTH

► Sophomore QB **Jimmy Clausen** completed passes to seven different receivers in the victory over Navy. Clausen has now hooked up with at least six different receivers in 10 of Notre Dame's 11 games this season. In fact, Clausen has connected with at least seven receivers in five of Notre Dame's 11 games, including a season-high eight against San Diego State.

► Clausen completed passes to six different receivers in the victory over Washington (junior back-up QB **Evan Sharpley** completed a pass to a seventh in the fourth quarter).

► Clausen completed passes to six different receivers in the first half alone against North Carolina, including four different receivers for multiple receptions. Clausen completed a pass to a seventh different receiver in the second half.

**Eye On Notre Dame
Season Records**

Total Offense Yards - Season

1. Brady Quinn4009 (2005)
2. Brady Quinn3497 (2006)
3. Jarious Jackson.....3217 (1999)
4. Joe Theismann2813 (1970)
5. **Jimmy Clausen2685 (2008)**
6. Brady Quinn2582 (2004)
7. Rick Mirer2423 (1991)
8. Steve Beuerlein2246 (1986)
9. Joe Montana2114 (1978)
10. John Huarte2069 (1964)

Total Offense Yards per Game - Season

1. Brady Quinn334.1 (2005)
2. Joe Theismann281.3 (1970)
3. Brady Quinn269.0 (2006)
4. Jarious Jackson268.1 (1999)
5. **Jimmy Clausen244.1 (2008)**
6. Terry Hanratty.....249.3 (1968)
7. Brady Quinn215.3 (2004)
8. Steve Beuerlein204.2 (1986)

Total Plays - Season

1. Brady Quinn549 (2006)
2. Brady Quinn520 (2005)
3. Jarious Jackson.....456 (1999)
4. **Jimmy Clausen438 (2008)**
5. Brady Quinn407 (2004)
6. Joe Theismann391 (1970)
7. Brady Quinn380 (2003)
8. Carlyle Holiday350 (2002)
9. Ron Powlus.....344 (1997)
10. Joe Montana332 (1978)

Tackles - Season - Defensive Back

1. Chinedum Ndukwe98 (2006)
2. **Kyle McCarthy96 (2008)**
3. Steve Lawrence.....92 (1985)
4. A'Jani Sanders.....91 (1999)
5. **David Bruton88 (2008)**
6. **David Bruton85 (2007)**
7. Brian Magee81 (1994)
- Glenn Earl81 (2002)
9. Jim Browner80 (1976)
- Tom Zbikowski80 (2007)

Field Goals - Season (min. 20 attempts)

1. John Carney21-28 (1986)
2. Mike Johnson19-22 (1982)
3. Harry Oliver18-23 (1980)
4. John Carney18-22 (1985)
5. Nicholas Setta.....14-25 (2002)
6. **Brandon Walker.....13-23 (2008)**
7. Mike Johnson12-21 (1983)

**Notre Dame Football
By The Numbers**

.738 - Notre Dame's winning percentage, the second-highest in college football history.

1 - Notre Dame is the only team, college or professional, to have all of its games broadcast nationally on the radio and is the only team to have all of its home games televised nationally (NBC).

6 - College Football Hall of Fame Coaches - Jesse Harper, Lou Holtz, Knute Rockne, Frank Leahy, Ara Parseghian and Dan Devine.

7 - Heisman Trophy Winners: Angelo Bertelli (1943), Johnny Lujack (1947), Leon Hart (1949), John Lattner (1953), Paul Hornung (1956), John Huarte (1964) and Tim Brown (1987).

10 - Alumni in the Pro Football Hall of Fame.

11 - National Championships - since the AP poll began in 1936 (1943-46-47-49-66-73-77-88), the most of any other school. The Irish also earned consensus national titles in 1924, 1929 and 1930 prior to the AP rankings.

12 - Unbeaten and untied seasons.

21 - Seasons in which the team has been voted the national champion by at least one selector.

28 - Bowl games in which the Irish have taken part.

31 - Unanimous first-team All-Americans -- more than any other school.

42 - College Football Hall of Fame Players.

79 - Different consensus All-Americans -- more than any other school.

99 - Percent graduation rate among football players who enter on scholarship and remain at least four years.

101 - Out of 119 years in which Notre Dame has finished with a winning record.

120 - Years of college football (including '08).

170 - Consecutive games streak televised nationally or regionally by NBC, CBS, ABC or ESPN (ended Nov. 11, 2006 at Air Force).

181 - Selections on All-America first teams.

205 - Consecutive sellouts at Notre Dame Stadium.

315 - Appearances by the Irish on network television -- more than any other school.

930 - All-time victories, second all-time in college football.

NOTRE DAME WINNING TIME-OF-POSSESSION BATTLE

► While Notre Dame's offense has been piling up the yardage this season (averaging 367.9 yards per game), it also has won the time of possession battle in seven of 11 games this season. Not too much surprise, four of the five times the Irish have not held an advantage in time of possession came in losses (Michigan State, Pittsburgh, Boston College and Syracuse). Overall, Notre Dame averages 31:37 minutes per game with the ball, compared to 28:23 for its opponents. Here is a game-by-game breakdown:

Game	ND	Opp.	Game	ND	Opp.
San Diego State	30:52	29:08	at Washington	37:28	22:32
Michigan	27:48	32:12	Pittsburgh	28:44	31:16
at Michigan State	26:15	33:45	at Boston College	27:53	32:07
Purdue	35:26	24:34	vs. Navy	35:33	24:27
Stanford	33:20	26:40	Syracuse	31:19	28:41
at North Carolina	33:05	26:55			

► The Irish won the time of possession battle against Navy 35:33 to 24:27. It was the smallest amount of time of possession for the Mids since Oct. 22, 2005 against Rice when they managed just 22:20.

WHAT A DIFFERENCE A YEAR MAKES

► Notre Dame lost both meetings with Big Ten rivals Michigan and Purdue in 2007. The Irish were outscored 71-19 in those games, including a 38-0 shutout at the hands of the Wolverines.

► Notre Dame upended both Michigan and the Boilermakers this season. They outscored the two longtime rivals, 73-38, in the meetings.

► The 35-17 rebound victory over the Wolverines is the fifth-greatest turnaround from one season to the next against the same opponent.

Georgia Tech

1976	L, 14-23	
1977	W, 69-14	64 point difference

Purdue

1969	L, 14-28	
1970	W, 48-0	62 point difference

Purdue

1985	L, 17-35	
1986	W, 42-9	60 point difference

Navy

1963	L, 14-35	
1964	W, 40-0	61 point difference

Michigan

2007	L, 0-38	
2008	W, 35-17	56 point difference

► Among Notre Dame's six wins this season, three have come against teams they lost to last season, including Michigan, Purdue and Navy.

IN FRONT OF A FULL HOUSE

Notre Dame has played in front of sellout crowds in 212 of its previous 243 games, including 87 of its last 95 contests dating back to the Tostitos Fiesta Bowl at the end of the 2000 season (the 2001, 2003, 2005 and 2007 games at Stanford, the 2004 game vs. Navy at the Meadowlands, the 2005 game at Washington and the 2007 game at UCLA were not sellouts). At Michigan in 2003, the Irish and Wolverines attracted the largest crowd in NCAA history (111,726), marking the third time in the history of the series that an NCAA attendance record was set. Including the 2006 game at Georgia Tech, the Irish have been part of establishing a new stadium attendance record seven times since 2001. The list also includes: at Nebraska and Texas A&M in 2001, at Air Force and Florida State in 2002, home vs. Boston College in 2002, vs. Oregon State in the Insight Bowl in 2004 (the game set a Bank One Ballpark record for football configuration). Notre Dame and Michigan played before an over-capacity 111,386 at Michigan Stadium in September of 2005. At Purdue in '05, the Irish and Boilermakers played before 65,491 football fans, a Ross-Ade Stadium record (since the renovation of the facility in 2003). Penn State drew the second largest crowd in Beaver Stadium history for the meeting with the Irish last season.

HOW DO THEY STACK UP?

Average weight of the offensive and defensive lines:

ND OL 6' 5 2/5"	309.2 lbs.	vs.	USC DL 6' 4"	271.3 lbs.
ND DL 6' 2 1/3"	282.7 lbs.	vs.	USC OL 6' 4 4/5"	292.0 lbs.

Average height of the receivers and the secondaries:

ND WR/TE 6' 3 1/4"	220.3 lbs.	vs.	USC DB 6' 1 1/2"	205 lbs.
ND DB 6' 0 1/2"	200.0 lbs.	vs.	USC WR/TE 6' 3 1/3"	221.7 lbs.

FROM ACROSS THE COUNTRY

► Notre Dame has historically recruited from all across the country and 2008 is no different. A total of 29 different states are represented on the Irish roster. Among Football Bowl Subdivision (formerly Division IA), only Army has more states represented on its 2008 roster.

Most States Represented

Army – 35, plus American Samoa	Notre Dame – 29
Navy – 27	Nebraska – 25
Air Force – 25	Stanford – 24, plus two foreign countries
Northwestern – 23	Michigan – 21, plus Canada
West Virginia – 21	Colorado – 20

2008 NOTRE DAME OPPONENT UPDATE

Below is a look at Notre Dame opponents' results from last week. Since 1977, when the NCAA started rating strength of schedule, Notre Dame's schedule has been rated the most difficult five times in the last 30 years (1978, 1985, 1987, 1989 and 1995).

Opponent	'08 Record	Nov. 22
San Diego State	2-10	W, 42-21 (UNLV)
Michigan	3-9	L, 7-42 (at #10 Ohio State)
#22 Michigan State	9-3	L, 18-49 (at #8 Penn State)
Purdue	4-8	W, 62-10 (Indiana)
Stanford	5-7	L, 16-37 (at California)
North Carolina	7-4	L, 10-41 (at NC State)
Washington	0-11	L, 13-16, 2ot (at Washington State)
Pittsburgh	7-3	L, 21-28 (at #19 Cincinnati)
#20 Boston College	8-3	W, 24-21 (at Wake Forest)
Navy	6-4	BYE
Syracuse	3-8	W, 24-23 (at Notre Dame)
#5 USC	9-1	BYE

LEADERSHIP COMMITTEE '08

Every spring after spring drills, the Irish coaching staff votes on the Leadership Committee, which head coach **Charlie Weis** brought to Notre Dame in 2004. The Leadership Committee consists of players who serve in an advisory role.

Player, Pos.	Cl.	Hometown
David Grimes, WR	Sr.	Detroit, Mich.
David Bruton, FS	Sr.	Miamisburg, Ohio
Maurice Crum, Jr., LB	Sr.	Tampa, Fla.
Asaph Schwapp, FB	Sr.	Hartford, Conn.
Jimmy Clausen, QB	So.	Westlake Village, Calif.
Sam Young, OT	Jr.	Coral Springs, Fla.
Terrail Lambert, DB	Sr.	Bakersfield, Calif.
Pat Kuntz, DT	Sr.	Indianapolis, Ind.
Scott Smith, LB	Sr.	Highland Park, Ill.

SPECIAL TEAMS

SPECIAL TEAMS

► Junior **Eric Maust** recorded an average of 42.1 per punt in 2007. Maust landed nine of his 21 punts inside the 20-yard line and recorded a long punt of 53 yards. A starting pitcher on the baseball team, Maust has punted 41 times in 2008 and averages 40.9 per boot. He already has five punts of 50+ yards and 14 have been pinned inside the 20-yard line.

► Notre Dame had not had a left-footed kicker since Harry Oliver in 1981 until sophomore **Brandon Walker** entered the picture in 2007. Walker served as the primary placekicker throughout the season and converted six of 12 field-goal attempts with a long of 48 yards. He also serves as the backup punter.

► Walker connected on his first field goal of the season with a 41-yard kick against Purdue and added a then season-long 42-yarder against North Carolina. He made both of his field goal attempts against Washington and converted on his first four attempts against Pittsburgh to extend his streak to seven. Walker did miss, though, in the fourth overtime.

Walker connected on his first two attempts last week against Syracuse (34 and 45 yards) to give him 11 field goals made over his last 12 kicks. Walker then missed a 26-yard kick, but a mishandled snap was too fault. He then missed kicks from 49 and 53 yards in the fourth quarter.

► Walker's 15 points and four field goals against the Panthers were the most in both categories in the Weis era.

► Junior **Ryan Burkhart** is the kickoff specialist for the Irish after spending much of his freshman season in the same capacity. Burkhart has averaged 61.3 yards per kick and Notre Dame opponents are averaging just 16.38 per return (first in the NCAA FBS).

Notre Dame On The Tube, World Wide Web and Air Waves

Tuesday, Nov 25

Noon: Weis Press Conference (und.com)
1:15 pm: Jimmy Clausen / David Bruton / Maurice Crum, Jr. Press Conference (und.com)
7:00 pm: Notre Dame Offensive & Defensive Players/Coaches (und.com)
7:00 pm: W Hoops vs. Georgia Southern (und.com)
7:00 pm: M Soccer vs. Northwestern (NCAA 2nd Round, und.com)
8:00 pm: Notre Dame Football Radio Show (und.com, NewsTalk 960 WSBT-AM)
TBA: M Hoops vs. Texas/Saint Joseph's

Wednesday, Nov 26

TBA: M Hoops vs. Alabama / Chaminade / North Carolina / Oregon

Thursday, Nov 27

HAPPY THANKSGIVING

Friday, Nov 28

7:00 pm: W Soccer vs. Florida State (NCAA Quarterfinals, und.com)
7:00 pm: Volleyball vs. Xavier (und.com)
7:05 pm: Hockey vs. Western Michigan (und.com)
8:00 pm: Notre Dame Football Friday (Waterford Estates Lodge, Cat Country 99.9 FM, und.com)

Saturday, Nov 29

6:30 am: Inside Notre Dame Football With Charlie Weis (WNDU-TV, affiliates)
1:00 pm: Inside Notre Dame Football With Charlie Weis (WNDU-TV, affiliates)
2:00 pm: W Hoops vs. Michigan State (und.com)
7:00 pm: ISP Radio Broadcast Pre-Game Show (affiliates, Sirius)
7:05 pm: Hockey vs. Western Michigan (und.com)
8:00 pm: Football vs. USC (ESPN)
TBA: UND.com Post-Game Show (und.com)
TBA: ISP Radio Broadcast Post-Game Show (affiliates, Sirius)
TBA: WSBT/NDSP Post-Game Show (Sunny 101.5)

Sunday, Nov 30

2:00 pm: M Hoops vs. Furman (und.com)
11:30 pm: Inside Notre Dame Football With Charlie Weis (WNDU-TV, affiliates)

Notre Dame Football Highlights
 und.com, hulu.com, mobiTv, NBC.com

All Times are ET.

**Notre Dame
Football Replay Affiliates**

IL/IN/IA/WIS	Comcast SportsNet Chicago
Chicago	W24AW TV 24
Chicago	W18AT TV 18
Chicago	W54BK TV 54
Atlanta (GA/FLA)	Comcast Sports Southeast
NC/PA/DC/MD	Mid-Atlantic Sports Network
DEL/VA/WVA	Mid-Atlantic Sports Network
Cleveland and Ohio	SportsTime Ohio
Cleveland	WIVM TV & CABLE 52
Sacramento/Bay Area	Comcast SportsNet West
Raleigh	WARZ TV & CABLE 35
Nashville Dropin	WKAG TV 43
Columbus	WIVN TV 29 & CABLE 99
Grand Rapids	WMKG TV & CABLE 40
Louisville	WYCS TV & CABLE 24
Providence (RI&Conn)	Cox Sports
Lexington	WVTNLP TV & CABLE 48
Wichita-Hutchinson	KGPT-TV 49
Roanoke	WDRL TV 24
Roanoke	WYAT TV & CABLE 40
Rochester	WRWB TV 16/TW SpNet
Huntsville	WYAM TV 56 & CABLE 21
South Bend	WCWW
Evansville-Jasper	WJTS TV 27
Youngstown Cable	TJC Cable 99
Bangor (ME)	WBGR TV 33 & Cable 9
Binghamton	WBPN TV 8
Binghamton	WISF TV 15 & CABLE 27
Direct TV-WHT National	DIRECT TV 321

**Inside Notre Dame
Football Affiliates**

New York (NY/NJ/CN/PA)	Sports Net New York
Chicago	W54BK TV 54
Chicago	W18AT TV 18
Chicago	W24AW TV 24
Chicago (IL/IN/IA/WI)	Comcast SportsNet Chicago
Florida	Sun Sports Network
DC/DEL/MD/NC	Mid Atlantic Sports Network
PA/VA/WVA	Mid Atlantic Sports Network
IL/IN/MO/NE/KA/IA	Fox Sports Midwest
New England	New England Sports Network
Cleveland & all Ohio	SportsTime Ohio
Cleveland	WIVM TV & CABLE 52
Pittsburgh (PA,WV,NY,MD,OH)	Fox Sports Pitt
Columbus	WIVN TV 29 & Cable 99
Louisville	WYCS TV & CABLE 24
Providence (RI&Conn)	Cox Cable Sports
Fresno	KNXT-TV
Wichita	KGPT-TV49
Roanoke	WDRL TV 24
Roanoke	WYAT TV 40 & Cable 99
Toledo	WMNT-TV
Rochester	WRWB TV 16/Time Warner SportsNet
Shreveport	KSHV TV 45
Huntsville	WYAM TV 56 & CABLE 21
South Bend-Elkhart	WNDU-TV
Evansville-Jasper	WJTS TV 27
103 Youngstown	TJC Cable 99
157 Binghamton	WBPN TV 8
Direct TV WHT-National	DIRECT TV 321
Sky Angel-IPTV-National	
Comcast On-Demand	Notre Dame On-Demand
Worldwide	und.com

KICKOFF RETURN DEFENSE UNIT SHOWS MAJOR IMPROVEMENT

► Notre Dame leads the NCAA FBS in kickoff return defense at 16.38 yards per return -- over a full yard better than any other school in the country. It is even more impressive when you consider they have registered just one touchback and it came against Pittsburgh. Ohio State, which ranks second, has recorded 14 touchbacks this season.

	2007	2008	Improvement
Kickoff Return Defense	22.75 (89th)	16.38 (1st)	6.37 yards (28.5%)

PITTSBURGH BLOCKS PUNT AND SNAPS STREAK

► Junior P **Eric Maust** had a punt blocked for the first time in his career (first punt blocked by an Irish opponent since Michigan State in 2005).

► Notre Dame had recorded 184 punts in between the two blocks and Maust had gone 45 career punts without a block.

► Maust had another punt blocked against Boston College.

NOTRE DAME KICKOFF COVERAGE CONTINUES TO EXCEL

► Notre Dame allowed its longest kick return of the season following their field goal early in the first quarter against Syracuse last week. The Orange returned the ensuing kickoff 29 yards. The previous high for a kick return by an Irish foe was 28 yards by Navy.

► The Irish did limit Syracuse to just 65 yards on its next five kickoff returns, which averaged out to 13.0 yards per return.

► Notre Dame limited Navy to just 16.0 yards per kickoff return. The Midshipmen did register a 28-yard return (the longest by an Irish foe this season), but the Irish pinned Navy inside the 20-yard line on three of Ryan Burkhart's six kickoffs.

► Notre Dame limited Pittsburgh to just 18.5 yards per return. The Panthers' best starting field position following an Irish kickoff was its own 30-yard line.

► Notre Dame's unit was quite active against Washington. The Irish had seven kickoffs and the Huskies averaged just 15.9 yards per return. Washington's best starting field position following a Notre Dame kickoff was its own 32-yard line.

► Notre Dame entered the game with Stanford tops in the NCAA FBS allowing just 13.94 yards per kick return and only three kickoff returns longer than 20 yards (none longer than 27) over its first four games, but the Cardinal averaged 22.2 yards per return and registered four returns of 20 yards or more.

► The Irish kickoff coverage entered the contest with Purdue ranked third in the NCAA FBS allowing just 14.0 yards per return. The Boilermakers entered the game averaging 31.8 yards per return - second best in the country. Notre Dame limited Purdue to 13.9 yards per return. In fact, the Irish kept the nation's top kick returner at the time, Desmond Tardy (who averaged 40.3 coming into the game), completely out of the mix. He failed to register a single kick return, while Kory Sheets, who was 20th in the NCAA FBS at 30.5 yards per return, managed just 13.9 per return on seven kickoffs.

HELLO, ANELLO

► Senior CB **Mike Anello**, who was awarded a scholarship during fall practice, has made quite a name for himself over the past two seasons. Anello joined the squad a walk-on in 2007 and spent the entire fall camp as well as the first two weeks of the season on the scout team. After making one play after another against the Irish first team special teams unit, head coach Charlie Weis moved Anello into the starting lineup against Michigan in 2007 as a gunner opposite senior FS **David Bruton**.

► In that first career game against the Wolverines, Anello proceeded to make a solo tackle on his second ever play in a Notre Dame uniform. He finished last season with six tackles in eight games.

► Anello was named to the *ESPN The Magazine/CoSIDA Academic All-District Team* for District 5. He will get placed on the national ballot for the *ESPN The Magazine/CoSIDA Academic All-America Team*.

► He added *ESPN The Magazine/CoSIDA Academic All-America* second team honors last week.

► Notre Dame's opponents have a total of 71 punt (21) or kickoff (50) returns in 2008. Anello has registered a tackle on 22 of those 71 opportunities.

► Anello has recorded eight multi-tackle games this season, remarkable when you consider he plays exclusively on special teams.

► The special teams stalwart forced his second fumble of the season and career early in the first quarter to set up Notre Dame's first score of the afternoon last week against Syracuse.

► Anello also got a piece of Rob Long's 25-yard punt early in the third quarter to set up another golden scoring opportunity (he blocked a punt that was returned for a touchdown against Navy).

► Anello had another breakthrough game against Navy. He registered a pair of tackles on special teams, including one on a kickoff inside the Navy 20-yard line. Anello also blocked his first career punt that junior **Toryan Smith** scooped up and raced 14 yards for a touchdown.

► Anello saw his first action away from special team late in the fourth quarter of the victory over Washington. He registered his first career non-special teams tackle and first career pass breakup.

► Anello registered another pair of tackles against North Carolina. He was unfortunately involved in the tackle that injured Tar Heels' star returner Brandon Tate.

► Anello picked up two more solo tackles in the victory over Stanford, including a solo stop following Doug Baldwin's 38-yard return (Anello missed the tackle near one sideline, only to chase him down from behind at the opposite sideline).

- ▶ Anello finished the afternoon against Purdue with three more tackles on special teams, including a solo stop on the game's opening kickoff against the nation's-then second-best kick return squad.
- ▶ Anello continued his tear on the opposition on punt and kickoff coverage against Michigan. He registered three more tackles, two solo, as well as forced a fumble and recovered another. Anello also nearly recovered a second Wolverine fumble on a punt.
- ▶ The fumble recovery set up another Irish score to make it 14-0 early in the first quarter.
- ▶ Anello was incredible in the season opener against San Diego State. He registered four solo tackles on special teams (two on punt return coverage and two on kickoff return coverage).

NOT TO BE OVERSHADOWED

- ▶ While senior CB **Mike Anello** certainly deserves much of the credit with his play on special teams, fellow senior FS **David Bruton** (the other gunner) has played a significant role. Bruton, widely considered one of the top gunners in all of college football the past two seasons, led the Irish in special teams stops the past two seasons and only Anello's 21 out-distances senior LB **Scott Smith's** and Bruton's 10.
- ▶ Smith has also made a name for himself on special teams. He now ranks tied for second on the team in special teams stops with 10.
- ▶ A new face has begun to inch closer to Bruton and Anello in terms of special team's tackles, but freshman DE **Darius Fleming** has done it all on kickoff return. Fleming has nine special teams tackles on the year and each of the nine has come on kickoff coverage.

MAKING THE MAUST OF THE SITUATION

- ▶ Junior P **Eric Maust** had the unenviable task of replacing one of the top punters in Irish history, but the dual sport athlete has picked up right where Geoff Price left off in 2006 and 2007.
- ▶ Maust has punted 41 times in 2008 for 1,676 yards, good for a 40.9 average. Maust not only had the first punt of his career blocked against Pittsburgh, but also had a career-low punt of 18 yards.
- ▶ Maust had struggled over the two games against Pittsburgh and Boston College. He punted 10 times with an average of just 37.1 and two were blocked. Maust's net punting average was just 25.2, but he returned to form against Navy. Maust punted three times for 132 yards (a 44.0 average) and pinned one inside the Midshipmen 20-yard line.
- ▶ Maust had another workmanlike effort last week against Syracuse. He punted four times for 172 yards -- 43.0 per punt average -- and twice pinned the Orange inside their 20-yard line.
- ▶ Maust has also dropped 14 inside the opponents 20-yard line. In fact, he has dropped 23 inside the 20-yard line already in his career (on just 62 punts).
- ▶ Maust was not asked to punt in the victory over Washington. He did, however, take the field and sold Notre Dame's fake punt quite well.
- ▶ Maust punted just once against North Carolina and saw his streak of nine games with a punt downed inside the 20-yard line snapped.
- ▶ Maust punted five times against Stanford for a 41.4 average and dropped a pair inside the Cardinal 20-yard line, including a game-high 50 yard boot that left Stanford at its own three-yard line.
- ▶ Maust also extended his streak of games with a punt pinned inside the 20-yard line to nine.
- ▶ Maust has already bombed five punts of over 50 yards, including two against Michigan (despite horrendous weather conditions).
- ▶ Maust had gone six consecutive games with a pair of punts that were downed inside the opponents' 20-yard line before failing to do so against Purdue (managed just one) on two punts, but with the two against Stanford has done so in seven of Notre Dame's last eight games.
- ▶ Maust punted just twice in the 38-21 victory over Purdue, but the junior recorded a career-best 54 yarder in the first half.
- ▶ Maust's hang time and directional punting has helped the Irish punt coverage team rank tied for 42nd best in the NCAA FBS with a 7.00 per return average.

TATE GOLDEN ON RETURNS

- ▶ Sophomore WR **Golden Tate** has taken over most of the punt and kick return efforts for the Irish the past six weeks. Since taking over kick returns back on Oct. 11 at North Carolina, Tate has returned 19 kickoffs for 382 yards (20.1 per return), including a long of 30 yards against Syracuse.

2008 Notre Dame Honors

JAMES ALDRIDGE

- ▶ Phil Steele's #30 Running Back

ARMANDO ALLEN

- ▶ Phil Steele's #18 Kick Returner

MIKE ANELLO

- ▶ *ESPN The Magazine/CoSIDA* Academic All-District Team for District 5
- ▶ *ESPN The Magazine/CoSIDA* Second Team Academic All-America

DAVID BRUTON

- ▶ Phil Steele's #19 Free Safety
- ▶ Jim Thorpe Award Watch List
- ▶ Nagurski Trophy Watch List
- ▶ Lindy's #12 Safety
- ▶ CollegeFootballNews.com Midseason All-America Team (honorable mention)

JIMMY CLAUSEN

- ▶ Phil Steele's #26 Quarterback
- ▶ Maxwell Award Watch List
- ▶ Davey O'Brien Quarterback Award Watch List
- ▶ Phil Steele Heisman Contender
- ▶ Pro Football Weekly Heisman Watch List

DAYNE CRIST

- ▶ Lindy's #25 Freshman
- ▶ Lindy's #3 Freshman Quarterback

MAURICE CRUM, JR.

- ▶ Phil Steele's #11 Inside Linebacker
- ▶ Lott Award Watch List
- ▶ Nagurski Trophy Watch List
- ▶ Chuck Bednarik Award Watch List
- ▶ Lombardi Award Watch List
- ▶ Sporting News Honorable Mention Preseason All-American
- ▶ Lindy's #11 Outside Linebacker

DARIUS FLEMING

- ▶ Lindy's #89 Freshman
- ▶ Lindy's #12 Freshman Linebacker

MICHAEL FLOYD

- ▶ Lindy's #27 Freshman
- ▶ Lindy's #6 Freshman Wide Receiver
- ▶ Rivals.com Midseason Freshman All-America Team

JONAS GRAY

- ▶ Lindy's #72 Freshman
- ▶ Lindy's #5 Freshman Running Back

ETHAN JOHNSON

- ▶ Lindy's #32 Freshman
- ▶ Lindy's #3 Freshman Defensive End

DUVAL KAMARA

- ▶ Phil Steele's #64 Wide Receiver

TERRAIL LAMBERT

- ▶ Phil Steele's #36 Cornerback

RAESHON McNEIL

- ▶ Phil Steele's #58 Cornerback

KERRY NEAL

- ▶ Phil Steele's #49 Inside Linebacker

ERIC OLSEN

- ▶ Phil Steele's #44 Guard

MIKE RAGONE

- ▶ Phil Steele's #22 Tight End
- ▶ John Mackey Award Watch List

TREVOR ROBINSON

- ▶ Lindy's #37 Freshman
- ▶ Lindy's #8 Freshman Offensive Lineman

JOHN RYAN

- ▶ Phil Steele's #39 Outside Linebacker

KYLE RUDOLPH

- ▶ Lindy's #20 Freshman
- ▶ Lindy's #1 Freshman Tight End

LUKE SCHMIDT

- ▶ Phil Steele's #19 Fullback

ASAPH SCHWAPP

- ▶ Phil Steele's #8 Fullback

CHRIS STEWART

- ▶ Phil Steele's #57 Guard

MIKE TURKOVICH

- ▶ Phil Steele's #46 Guard

DAN WENGER

- ▶ Phil Steele's #32 Center

IAN WILLIAMS

- ▶ Phil Steele's #58 Defensive Tackle

SAM YOUNG

- ▶ Phil Steele's Preseason Third-Team All-American
- ▶ Phil Steele's #6 Tackle
- ▶ Lombardi Award Watch List
- ▶ Outland Trophy Watch List

TEAM PRESEASON UNIT RANKINGS

- ▶ Phil Steele's #23 Running Backs
- ▶ Phil Steele's #14 Defensive Backs
- ▶ Phil Steele's #1 Most Improved Team

TEAM PRESEASON NATIONAL RANKINGS

- ▶ Lindy's #59
- ▶ Athlon Sports #60
- ▶ Phil Steele # 19
- ▶ Pro Football Weekly # 46

► Tate has also done most of the punt returns as well. He has hauled in 13 punts for 107 yards (8.2 per return), including a career-best punt return of 42 yards against Boston College. The 42-yard punt return was the longest of the season for the Irish. He also added a 24-yard return against Navy.

OFFENSIVE NOTES

OFFENSIVE LINE

► Notre Dame started one of its most inexperienced offensive lines in years last season (as four different players registered their first career starts), but a benefit from last season's struggles is that the 2008 offensive line now is full of experienced hands. Three returning players started all 12 games last season — and two more started six and five games, respectively. Junior **Sam Young** has started all 36 games in his career at tackle and is the most experienced returning player on the Irish offensive line. He opened the first 15 games at right tackle before sliding over to left tackle following the second game of his sophomore season, but returned to RT this season. Young is the only Notre Dame offensive lineman to start every game through his first two seasons since freshmen regained eligibility in 1972. Seniors **Paul Duncan** and **Mike Turkovich** had not earned meaningful minutes prior to starting all 12 games last year. Duncan (who had recent hip surgery and will miss the rest of the season) started the first two games at left tackle, then switched with Young and played the final 10 contests at right tackle. Turkovich had only played in 16 games prior to 2007, but he started every game at left guard for the Irish. Juniors **Eric Olsen** and **Dan Wenger** both saw valuable playing time in 2007, but they did it at different points of the season and in different ways. Olsen did not start until midway through last year, but once he opened at right guard against UCLA, Olsen never relinquished his opportunity. He started the final six games of the campaign. Wenger opened the season as the starting right guard and played three games there before an injury forced him to the sidelines. After missing the middle portion of the schedule, he returned to start the final two contests at center. Wenger's natural position is center. Fellow junior **Chris Stewart** worked his way up the depth chart and started each of the first eight games in 2008, but was recently lost for the foreseeable future with a knee injury. Freshman **Trevor Robinson** became the fifth freshman to ever start a game on the offensive line for the Irish against Boston College. The quintet of Turkovich, Stewart, Wenger, Olsen and Young started each of the first eight games. Robinson has started each of the last three games for the Irish.

The line has already seen major improvements from a year ago. Here are just a few noticeable upgrades:

- Four members of the Irish offensive line have started every game this season and that continuity has helped them cut the sacks allowed from 58 last year to 16 this year. In fact, the Irish O-line are on pace to allow the fewest sacks in a regular season since 1998.
- Notre Dame surrendered an NCAA record 58 sacks in 2007, but the Irish did not allow a single sack over their first two games of 2008 (first time since 2003 Notre Dame has gone consecutive games without allowing a sack).
- Pittsburgh ranked 11th in the NCAA FBS in sacks entering its game with the Irish at 3.00 sacks per game. The Panthers were limited to a season-low one by Notre Dame.
- The Irish have allowed just 16 sacks over their first 11 games. Notre Dame ranks tied for 34th in the NCAA FBS in fewest sacks allowed. Stanford managed just one sack against the Irish and they rank 10th in the country.
- Notre Dame completed dominated the game on the ground against Navy. The Irish not only outrushed the Middies, 230-178, but also earned 15 first downs on the ground to Navy's six.
- Notre Dame's 51 rushes were a season-high and the 230 yards on the ground were the second-most this season.
- The Irish rushed the ball the final 12 plays of the game and 26 of the final 29 plays for Notre Dame were on the ground.
- The Irish won the time of possession battle against Navy this afternoon 35:33 to 24:27. It is the smallest amount of time of possession for the Middies since Oct. 22, 2005 against Rice when they managed just 22:20.
- In last season's 38-0 defeat at Michigan, the Irish allowed eight sacks and was limited minus-six yards rushing on the afternoon. In the 35-17 Irish victory earlier this season, Notre Dame did not allow the Wolverines

a single sack (even though they averaged 4.0 sacks per game -- tops in the NCAA entering the contest) and rushed for 113 yards. The Wolverines had allowed 83 yards on the ground over their first two games combined.

- The Irish entered their game against Purdue with 234 yards rushing over their first three games of the season combined (ranked 111th in the nation at 78.00 per game). In fact, Notre Dame managed just 16 yards on the ground in the 23-7 loss at Michigan State the week prior, but the Irish racked up 201 yards on 40 carries last week against Purdue. The 201 yards rushing were the most for the Irish since they picked up 220 against Duke on November 17, 2007 at Notre Dame Stadium.
- Notre Dame rushed for 252 yards in the rout of Washington. The 252 yards on the ground were the most since the Irish rolled up 275 against Pittsburgh in head coach Charlie Weis' first game on the sidelines in 2005.
- Notre Dame gained 459 yards of total offense against Washington. The Irish surpassed the 450-yard barrier in total yards in three of four weeks. In fact, Notre Dame had 430+ total yards in four consecutive games (Purdue, Stanford, North Carolina and Washington).
- Notre Dame had not surpassed 430 yards of total offense in four straight games since 1995 when the Irish had 502 (Sept. 9 at Purdue), 493 (Sept. 16 vs. Vanderbilt), 511 (Sept. 23 vs. Texas) and 447 (Sept. 30 at Ohio State).
- The Irish ran 77 offensive plays without a single punt against the Huskies.

QUARTERBACKS

- No Notre Dame freshman quarterback had ever started his first game for the Irish prior to the fourth week of the season until sophomore **Jimmy Clausen** opened under center in the second game of the 2007 season at Penn State. Clausen started nine games for the Irish and etched his name throughout the Notre Dame record books. He equaled the school record for starts by an Irish freshman quarterback and finished second on the following freshman quarterback single-season lists: passing yards, completions and completion percentage.
- Senior **Evan Sharpley** epitomized the role of a quality backup in 2007. Called upon in eight games, Sharpley never skipped a beat as the Irish signal caller. He entered when Clausen was injured at Purdue and passed for 208 yards with two TDs and one interception — and then started against USC and Navy. A member of the Irish baseball team, Sharpley missed most of spring practices due to his baseball commitment where he led the team in home runs. Freshman **Dayne Crist**, a 6-4, 230-pounder from California who was a Parade All-American last year and one of six finalists for the U.S. Army Player of the Year Award, as well as **Nate Montana** (son of NFL Hall of Famer and former Irish legend Joe) also join the mix this fall.

CLAUSEN CONTINUES TO DEVELOP

- Clausen registered his 14th consecutive start, 11th of the season and 20th of his career last week against Syracuse.
- Clausen became just second Notre Dame quarterback to throw for at least 20 touchdowns in a season (Brady Quinn in 2005 and 2006).
- Clausen hooked up with sophomore WR **Golden Tate** on a 35-yard touchdown pass to give the Irish a 13-10 lead with two seconds remaining in the first half.
- Clausen was 4-of-5 for 76 yards on the drive (he had just 61 passing yards prior to the drive).
- The touchdown pass was Clausen's first in nine quarters dating back to the fourth quarter of the Pittsburgh game on Nov. 1.
- Clausen completed 13-of-18 for 137 yards and one touchdown in the first half against the Orange. He completed 77.8% (28-of-36) of his passes over the six quarters of football (entire Navy game and first half against Syracuse).
- The Irish had six passing plays of at least 30 yards in the entire 2007 season. Not only does sophomore WR **Golden Tate** have more by himself (13), but also Notre Dame has 22 as team though 11 games.
- With his 12th pass attempt against Syracuse, Clausen moved past Blair Kiel (1980-83) into fifth place on the Irish career pass attempts list with 610.
- With his 91st passing yard against the Orange, Clausen moved past Joe Theismann (1970) into fifth place on the Irish single-season passing yards list with 2,530.

- ▶ With his 148th passing yard against Syracuse, Clausen moved past Brady Quinn (2004) into fourth place on the Irish single-season passing yards list with 2,587.
- ▶ With his first touchdown pass against the Orange, Clausen moved into a tie with Ron Powlus (1994) for third place on the Irish single-season touchdown pass list with 19. He also moved into a tie for ninth place (Bob Williams, 1948-50) on the Irish career list in the same category with 26
- ▶ With his second touchdown pass against Syracuse, Clausen moved past Ron Powlus (1994) into third place on the Irish single-season touchdown pass list with 20. He also moved into a tie for seventh place (Terry Hanratty, 1966-68; Steve Beuerlein, 1983-86) on the Irish career list in the same category with 27.
- ▶ Over the 11 starts after sitting out two games to recover mentally and physically in 2007, sophomore QB **Jimmy Clausen** completed 58.3 percent of his passes (229-of-393) for 2,739 yards with 24 touchdowns and helped Notre Dame to a 7-4 record during that stretch.
- ▶ The 83.3% completion percentage by Clausen against Navy was the best by an Irish quarterback since Jarius Jackson completed 85.7% of his passes against Navy on Nov. 14, 1998. In fact, Clausen's outing ranks as the fifth-best completion percentage in single-game Notre Dame history.

Completion Percentage - Game

1. Steve Beuerlein	90.9
vs. Colorado, Sept. 22, 1984	
2. Rick Slager	85.7
at Northwestern, Sept. 25, 1976	
Rick Mirer.....	85.7
at Purdue, Sept. 28, 1991	
Jarius Jackson	85.7
vs. Navy, Nov. 14, 1998	
5. Jimmy Clausen	83.3
vs. Navy, Nov. 15, 2008	
Bob Williams	81.3
at Michigan State, Nov. 5, 1949	
7. Brady Quinn	80.5
at Purdue, Oct. 1, 2005	

- ▶ Clausen now has 36 completions of over 20 yards this season. He connected on just 13 in 10 games as a freshman a year ago.
- ▶ Clausen has thrown a TD pass in nine of 11 games for the Irish this season and 11 of the last 14 games.
- ▶ Has registered multi-touchdown passing games nine times over Notre Dame's last 13 games.
- ▶ Eclipsed 200 yards passing for the 10th time in his career against Syracuse (all in the last 14 games).
- ▶ Clausen has now made 20 career starts for Notre Dame. Here is an interesting look at his noticeable improvement:

	First 10 Starts	Last 10 Starts
Completions	155	214
Attempts	273	358
Completion Percentage	56.8%	59.8%
Passing Yards	1,457	2,493
Touchdowns	10	17
Interceptions	8	13
Passing Yards Per Game	145.7	249.3
Efficiency Rating	107.8	126.7

- ▶ Clausen failed to throw a touchdown pass in a game for the first time in 2008 against Boston College -- snapping a streak of eight consecutive games (failed to throw one again against Navy as well). He also threw a career-high four interceptions. Clausen became the first Irish quarterback to throw four interceptions since Brady Quinn at Purdue on Sept. 27, 2003.
- ▶ Clausen attempted 43 passes against Pittsburgh and failed to throw an interception. The 43 pass attempts were the fifth-most in single-game school history without a pick.
- ▶ Interestingly, Clausen has three of the top seven-best games in terms of most passes in a single game without an INT and each has come in Notre Dame's last 14 games.
- ▶ He has thrown at least three TD passes four times in 2007 and six times in his career -- all over Notre Dame's last 14 games.
- ▶ Has surpassed the 300-yard passing barrier twice this season.

- ▶ Clausen completed four passes of 20 yards or longer (**Duval Kamara**, 20; **Golden Tate**, 47 and 31; **Kyle Rudolph**, 21) against the Panthers.
- ▶ Connected on 60.9% of his passes (14-of-23) for 173 yards and two touchdowns in the first half alone.
- ▶ On Notre Dame's 91-yard touchdown march (the longest scoring drive of the season for the Irish), Clausen was 4-of-5 for 89 yards, including three passes to freshman WR **Michael Floyd** for 42 yards.
- ▶ After Notre Dame stalled in the third and early fourth quarter, Clausen guided a 75-yard, 12-play TD drive to give the Irish a 24-17 lead with 5:38 to go in the game. He went 4-of-6 for 55 yards on the drive.
- ▶ Clausen did not set a career-high in passing yards for the fourth straight week against Washington, but he did throw for 201 yards and a touchdown.
- ▶ Clausen guided Notre Dame to scoring drives on each of its first two possessions against the Huskies. He went 5-of-5 for 108 yards, including a 51-yard TD pass to freshman WR **Michael Floyd**, combined on the two touchdown drives.
- ▶ Clausen set career-highs in completions (31), attempts (48) and yards (383) against North Carolina. The 31 completions are the fourth-most, the 48 attempts are tied for sixth-most and the 383 yards are seventh-most in Notre Dame single-game history.
- ▶ Clausen bested his career-high in passing yards three straight weeks (Purdue, Stanford and North Carolina).
- ▶ Clausen finished the afternoon against the Tar Heels with a total of five 20+ yard completions.
- ▶ Opened the second-half against North Carolina with an interception on his first pass attempt, the first INT in 132 pass attempts (was returned for a touchdown by North Carolina to bring the Tar Heels within 17-16).
- ▶ The 132 passes without an interception is the second longest in school history by a Notre Dame quarterback (only Brady Quinn's 226 straight passes without an INT during the 2006 season was longer).
- ▶ Threw for a total of 730 yards over the two Notre Dame games against Stanford (347) and North Carolina (383).
- ▶ It was the most passing yards by a Notre Dame quarterback in consecutive weeks since Brady Quinn totaled 815 in victories over Washington and Purdue during the 2005 season (468 at Purdue and 327 at Washington).
- ▶ Clausen completed a career-high six passes longer than 20 yards against Stanford. The six passes went to five different receivers.
- ▶ Finished the first half 16-of-21 for 221 yards and two touchdowns.
- ▶ Became the first Irish quarterback other than Brady Quinn to eclipse 300 yards passing in a single game since Jarius Jackson threw for 317 against Pittsburgh on Nov. 13, 1999.
- ▶ Clausen missed on his first three pass attempts to open the game against Purdue, but connected on the next five straight passes to close the first quarter (extended streak to six early in the second quarter before an incomplection in the Purdue end zone).
- ▶ Here is a quick comparison of Clausen's sophomore stats (through 11 games) against the previous top sophomore final passing seasons by Notre Dame quarterbacks in school history:

	Jimmy Clausen	Brady Quinn	Ron Powlus
Completions	235	191	124
Attempts	392	353	217
Completion Percentage	59.9%	54.1%	57.1%
Passing Yards	2,730	2,586	1,853
Touchdowns	20	17	12
Interceptions	15	10	7
Passing Yards Per Game	248.2	215.5	185.3
Efficiency Rating	126.7	125.9	140.7

- ▶ Clausen posted then career-highs in both completions (24) and attempts (41) against Michigan State. He also threw for 242 yards, then fourth-most in his Irish career.
- ▶ Clausen struggled in the first-half against Michigan State (just 7-of-14 for 79 yards and two INTs), but rebounded with a stellar second-half in which he started 17-of-21 for 163 yards and a touchdown before missing his final six attempts.
- ▶ Clausen tossed a pair of touchdowns in the 35-17 victory over Michigan. Clausen hooked up with fellow sophomores WR **Duval Kamara** and WR **Golden Tate**.
- ▶ The 48-yard touchdown pass to Tate against Michigan was Clausen's longest of his career, but stood for only eight minutes on the game clock.

- ▶ Clausen again connected with Tate for 60 yards to set up another Notre Dame touchdown against the Wolverines.
- ▶ The 60-yard passing play from Clausen to Tate was the fourth-longest passing play under Weis.
- ▶ The 60-yard passing play was the longest for the Irish since Brady Quinn connected with John Carlson for a 62-yard TD reception against Michigan State on Sept. 23, 2006.
- ▶ With Notre Dame trailing 13-7 and 11:55 to go in the fourth quarter in the season opener against San Diego State, Clausen proceeded to complete 8-of-his-final-9 passes for 98 yards and two touchdowns (led Notre Dame on scoring drives of 80 and 55 yards) to secure the come-from-behind victory.
- ▶ Over the final three games of 2007 and the contest with San Diego State, Clausen tossed nine touchdown passes and three interceptions. He completed 78-for-138 (.565) and 873 yards over those four games.
- ▶ Clausen's previous best passing afternoon came against Air Force on Nov. 10, 2007. He completed 22-of-40 for 246 yards and three touchdowns.

RUNNING BACKS

- ▶ One of the deepest positions on the team in terms of talent and versatility is the running back spot. The top three rushers from 2007 all return, featuring styles that complement one another. Those three combined to start 10 games last year and rushed for 1,105 yards and four TDs.
- ▶ Junior **James Aldridge** (78 car., 319 yards, 3.8 avg., three TD) started five games in 2007 and led the Irish with 463 yards on 121 carries. Aldridge did not play in the season opener, but returned to the lineup against Michigan and rushed for 28 yards on nine carries against the Wolverines. He added four carries for 13 yards against Michigan State. Aldridge rushed for 34 yards and registered a season-high 17 yard carry against Purdue. He had five rushes for nine yards in the victory over Stanford. Aldridge had four carries for 23 yards, including a 15-yard burst. He also added his first career touchdown that gave the Irish a 24-16 lead in the third quarter. Aldridge had his best game of the season in the victory over Washington. He rumbled 84 yards on 13 carries and added a pair of touchdowns. Aldridge was the third running back this season to not only lead the Irish in rushing for a game, but also register a multi-touchdown game. He rushed for a game-high 80 yards on 16 carries as Notre Dame rumbled for 230 yards against Navy.
- ▶ Sophomore **Armando Allen** (126 car., 569 yards, 4.5 avg., three TD) showed flashes of his game-breaking speed last year, but he was seldom able to rip off big gains in 2007. Allen's longest run was 15 yards and his longest reception went for 16 yards, however the dual-threat option he presents as a rusher and receiver combined with his elite speed adds another dimension to the Irish backfield.
- ▶ Fellow sophomore **Robert Hughes** (90 car., 320 yards, 3.6 avg., three TDs) burst onto the scene in the final two games last year, featuring a power running game not seen by a Notre Dame player in a number of years. With just 18 carries through the first 10 games, Hughes became the workhorse versus Duke and Stanford by rushing a combined 35 times for 246 yards (7.0 avg.) and two TDs. Hughes became the first freshman running back at Notre Dame to surpass 100 rushing yards in consecutive games since Allen Pinkett in 1982.
- ▶ Returning from a knee injury that sidelined him for most of the 2006 season, senior **Asaph Schwapp** started seven games a year ago and served as the lead fullback in every game. Schwapp was the lead blocker for the aforementioned three running backs and also rushed 12 times in 2007, gaining 14 yards. Schwapp has played in all 10 games, but did not register a start until the Navy game (as Notre Dame has opened most of its games in three, four and even five wideouts).

THREE-HEADED RUSHING MONSTER

- ▶ Junior HB **James Aldridge**, sophomore HB **Armando Allen** and sophomore HB **Robert Hughes** helped Notre Dame dominate the game on the ground against Navy. The trio ran for 204 yards on 37 carries -- good for 5.5 yards per rush.
- ▶ The Irish not only outrushed the Middies, 230-178, but also earned 15 first downs on the ground to Navy's six. Notre Dame's 51 rushes were a season-high and the 230 yards on the ground were the second-most this season.
- ▶ The Irish rushed the ball the final 12 plays of the game and 26 of the final 29 plays for Notre Dame were on the ground.
- ▶ The Irish won the time of possession battle against Navy this afternoon 35:33 to 24:27. It is the smallest amount of time of possession for the Middies since Oct. 22, 2005 against Rice when they managed just 22:20.

AR(MAN)DO TO BE RECKONED WITH

- ▶ With three receptions against Syracuse, sophomore HB **Armando Allen** moved past Darius Walker (2005) into second place on the Notre Dame single-season receptions list for running backs with 45.
- ▶ Allen did not start against Navy, but was extremely active on the afternoon. He rushed eight times for 60 yards, including an 11-yard touchdown run, and added a team-high seven receptions for 60 yards.
- ▶ Recorded his third rushing touchdown and fourth overall touchdown of the year to give Notre Dame a 17-7 lead early in the third quarter against the Midshipmen.
- ▶ Allen now has five career touchdowns.
- ▶ Allen recorded his sixth start of the season and 10th of his career against Boston College.
- ▶ Allen rushed for only 24 yards, but did register a career-best nine receptions for 47 yards. The nine receptions are the most ever by an Irish running back.
- ▶ Allen rushed a career-high 19 times in the loss to Pittsburgh. He totaled 73 yards, including a long run of 15 yards.
- ▶ Allen rushed for 62 yards on 15 carries in the victory over Washington, but failed to catch a pass for the first in a game this season.
- ▶ Allen had 130 all-purpose yards in the loss at North Carolina. He rushed for 60 yards on 11 carries (good for a 5.5 per carry average) and did not have a rush for negative yardage.
- ▶ Allen also added a then career-high tying seven receptions against the Tar Heels. He equaled his career-high each in consecutive weeks against Stanford and North Carolina.
- ▶ Allen has eclipsed 130 all-purpose yards in five of Notre Dame's 11 games.
- ▶ Allen picked up his first career multi-touchdown game against Stanford earlier in the season.
- ▶ The 20-yard reception on Notre Dame's opening drive of first quarter against the Cardinal was the longest of his career.
- ▶ He quickly bested that career-best reception with a 21-yard touchdown pass from sophomore **Jimmy Clausen** to give the Irish a 7-0 lead on Stanford.
- ▶ The touchdown was his first receiving TD of the season and second of his career.
- ▶ Allen added his third touchdown of the season on a three-yard rush to give Notre Dame a 14-7 second-quarter lead over the Cardinal.
- ▶ The touchdown was Allen's third overall and second rushing of the season.
- ▶ His 61 receiving yards was a career-high (previous high was 35 set last season on Sept. 8, 2007 at Penn State).
- ▶ Allen eclipsed the 150 all-purpose yards against Stanford for the sixth time in his career and fourth time in 2008.
- ▶ Against Purdue, finished with a career-best 134 yards rushing, good for a 7.9 per carry average (the 7.9 per carry average was the highest for a Notre Dame player since Darius Walker averaged 10.2 against Air Force on Nov. 11, 2006)
- ▶ Totaled 247 all-purpose yards (-1 on punt returns, 105 on kick returns, 134 in rushing and nine in receiving)
- ▶ Ripped off a 16-yard rush early in the second quarter against the Boilermakers.
- ▶ Added a career-best 21-yard burst up the middle on the scoring drive to open the second half.
- ▶ Capped the five play, 81 yard drive with a 16-yard touchdown run (the first of his career).
- ▶ Equaled his career-best run with two more 21 yard gallops on Notre Dame's second drive of the second half.
- ▶ Prior to the meeting with Purdue, Allen's longest run was 15 yards, but he had five runs of longer than 15 yards against the Boilermakers.
- ▶ Eclipsed 100 yards against the Boilermakers for the first time in his career (previous career-high was 91 yards against Navy on Nov. 3, 2008)
- ▶ The 247 all-purpose yards against Purdue were the most by an Irish player since Julius Jones had 255 against Pittsburgh in 2003 (rushed for 262 yards).

MOST ALL-PURPOSE YARDS IN SINGLE-GAME HISTORY

	Total	Rush	Rec.	PR	KR	Year (Opponent)
1. Willie Maher	361	107	-	80	174	1923 (Kalamazoo)
2. George Gipp	357	150	-	50	157	1920 (Army)
3. Tim Brown	294	15	126	21	132	1987 (Boston College)
4. Tim Brown	284	19	184	-	81	1986 (Navy)
5. Jim Seymour	276	-	276	-	-	1966 (Purdue)
6. Tim Brown	275	-4	72	150	57	1987 (Michigan State)
7. Raghieb Ismail	268	100	24	-	144	1990 (Miami, Fla.)
8. Vagas Ferguson	263	255	8	-	-	1978 (Georgia Tech)
9. Phil Carter	257	254	3	-	-	1980 (Michigan St.)
10. Julius Jones	255	262	-7	-	-	2003 (Pittsburgh)
-- Armando Allen	247	134	9	-1	105	2008 (Purdue)

▶ He had 198 all-purpose yards, including eight on the ground, 20 in the air, 147 on kickoff returns, including a career-best 53-yard return, and 23 on punt returns in the loss at Michigan State. Allen recorded 158 in the season opener against San Diego State. He registered 59 yards on the ground, 18 in the air, 46 in kickoff returns and another 35 on punt returns.
▶ Allen totaled 1,176 all-purpose yards in 2007. He led Notre Dame with six receptions against Penn State and returned three kicks for 67 yards. Allen registered 110 all-purpose yards in his first career game with Notre Dame versus Georgia Tech. Allen recorded 84 kick return yards on five tries and 25 yards rushing on three carries. He also added a reception for one yard.

THOSE AREN'T BOOS, THEY'RE HUGHES

▶ Sophomore HB **Robert Hughes** finished 2007 with 294 yards rushing on 53 carries and four touchdowns. He totaled 246 of those yards on 35 carries over the season's final two games. Hughes became the first Notre Dame freshman tailback to eclipse 100 yards rushing in consecutive weeks since Allen Pinkett during the 1982 season. Pinkett rushed for 129 yards against Navy (Oct. 30) and 112 yards against Pittsburgh (Nov. 6).
▶ Hughes is second on the Irish in carries (90), rushing yards (320) and tied for the team-lead in rushing touchdowns (3).
▶ The touchdown rush against the Midshipmen was his third of the season and seventh of his career.
▶ Hughes registered a solid game against Navy. He rumbled for 64 yards on 13 carries, including a seven-yard touchdown run.
▶ Hughes got just three carries at Boston College, but averaged 6.0 yards per rush -- tops on the team.
▶ Hughes registered 25 yards on the ground on eight carries against Pittsburgh.
▶ Hughes had four carries for 19 yards in the 33-7 rout of Washington.
▶ Hughes had only four rushes for 12 yards at North Carolina, as the Irish spent most of the afternoon in three, four and five wideout sets.
▶ Hughes totaled 26 yards rushing on nine carries in the 38-21 rout of Purdue.
▶ Hughes registered a well-earned 79 yards on 19 carries in the 35-17 victory over Michigan.
▶ The Wolverines were allowing just 1.1 yards on the ground per rush and just over 30 total yards per game, but Hughes averaged 4.2 yards per carry.
▶ Hughes registered his fifth career touchdown giving the Irish a 7-0 lead over the Wolverines at 11:52 of the first quarter.
▶ Hughes added his second rushing touchdown of 2007 and sixth of his career to give Notre Dame a 28-10 lead with 8:47 to go in second quarter.
▶ Hughes opened the season against San Diego State with 54 yards on 17 carries.

WIDE RECEIVERS

▶ The entire wide receiver group returns in 2008 as the Irish look to return to the aerial assault applied in 2005 and 2006. Six receivers combined to catch 117 passes for 1,252 yards with eight TDs in 2007 — and the two leading receivers were a sophomore and a freshman.
▶ Senior tri-captain **David Grimes** (31 rec., 287 yards, 9.3 avg., two TDs) is the veteran leader of the bunch. Grimes, who did not see the field against Michigan State or Washington battling a back injury, is one of three players outside of the freshman or sophomore class to score a touchdown this season. He returned to the lineup against Purdue with four receptions for 65 yards, including a 30-yard score. Grimes had a season-high seven catches for 60 yards, including a 23-yard grab against Stanford.

▶ Grimes hauled in a season-high tying seven receptions for a career-high 83 yards, including a season-best 31 yard catch against Syracuse.
▶ His previous career-high for receiving yards was 79 against UCLA on Oct. 21, 2006.
▶ Junior **Robby Parris** (9 rec., 50 yards, 5.6 avg.) tallied the most receiving yards by an Irish wide receiver last year (361) and had the highest average yards per reception total (12.4) among receivers with at least 10 receptions. Parris started four games in 2007 and flashed his big-play potential as he led the team with eight receptions of at least 20 yards and recorded over 90 yards receiving in two games (93 yards at Purdue, 94 yards vs. Boston College), but battled an injury through the preseason is still looking to regain top form. He had his best game of 2008 in the victory over Washington. Parris had three receptions for 19 yards.
▶ Following a strong freshman season that saw him named an honorable mention freshman All-American by *The Sporting News*, sophomore **Duval Kamara** (16 rec., 178 yards, 10.9 avg., 1 TD) looks to grow the connection forged with quarterback **Jimmy Clausen**. Prior to freshman WR **Michael Floyd**, Kamara held the previous Irish freshman record for most receptions (32) by a first-year wide receiver (breaking Tim Brown's school record of 28) and also set the Notre Dame record for most TD receptions by a freshman (4). Kamara registered a catch in each of the first six games for Notre Dame, including a 10-yard touchdown against Michigan to give the Irish a 14-0 first quarter lead, but was limited to just a single reception in each of the first five games for Notre Dame. Kamara broke out of his early-season slump with a season-high five receptions for 58 yards against North Carolina.
▶ Notre Dame has also seen the emergence of sophomore **Golden Tate** (50 rec., 888 yards, 17.8 avg., 7 TDs). The Hendersonville, Tenn., native showed flashes of brilliance in 2007 (four of his six receptions exceeded 20 yards), highlighted by his three catches, 104 yards and one touchdown performance against Purdue. Tate has already exceeded his entire reception output from a year ago and leads the Irish in receiving yards. He has hauled in passes of 30, 30, 31, 33, 35, 36, 38, 38, 40, 45, 47, 47 and 60 yards over the first 11 games. Tate is 30th in the NCAA in receiving yards per game (80.73), 177th in receptions per game (4.55) and only one other WR in the nation (with at least 4.55 receptions per game) has a higher average per catch than Tate's 17.8.
▶ Freshman **Michael Floyd** was the Gatorade Player of the Year in Minnesota as a junior and a senior and was a USA Today first-team All-American. The rookie picked up his first career start against Michigan and not only became the first Irish freshman to register a TD catch in a season opener (San Diego State), but also became the first freshman to register Notre Dame's first points of a season by touchdown. Floyd has 46 receptions for 702 yards on the season. He has already established new school records for receptions (46), receiving yards (702) and receiving touchdowns (7) by an Irish freshman. He also set a freshman record with seven receptions against Michigan State. Floyd led Notre Dame with 86 receiving yards, including a 26-yard touchdown. He recorded his first career 100 yard receiving game against Purdue. He hauled in six passes for 100 yards, including a 38-yard pass play from sophomore QB **Jimmy Clausen**.

FOLLOW THE GOLDEN RULE

▶ Sophomore WR **Golden Tate** has blossomed into one of the most improved wide receivers in the country.
▶ Tate ranks 30th in the NCAA FBS in receiving yards per game (80.73) and tied for 77th in receptions per game (4.55).
▶ Tate also ranks tied for 21st in the nation with seven receiving touchdowns.
▶ Among players with at least 4.55 receptions per game, Tate ranks second in the NCAA FBS with a 17.76 per reception average.

YARDS PER RECEPTION (BY PLAYERS AVERAGING 4.55 REC./GAME)

Name, School	Rec.	Yds	Rec./G	Avg./Rec.
Dez Bryant, Oklahoma State	68	1,222	6.18	17.97
Golden Tate, Notre Dame	50	888	4.55	17.76
Aldrick Robinson, SMU	59	1,047	5.90	17.75
A.J. Green, Georgia	51	887	4.64	17.39
Marko Mitchell, Nevada	50	858	4.55	17.16
Hakeem Nicks, North Carolina	57	967	5.18	16.96

▶ Tate set a new career-high with 146 yards receiving and two receiving touchdowns last week against Syracuse.

- ▶ Registered his sixth touchdown reception on a 35-yard pass play from sophomore QB **Jimmy Clausen** with two seconds remaining in the first half to give Notre Dame a 13-10 halftime lead.
- ▶ Added his second touchdown reception of the game and seventh of the season on a 36-yard pass from Clausen with 2:49 left in the third quarter (gave the Irish a 20-10 advantage).
- ▶ Tate now leads the Irish with eight total touchdowns.
- ▶ With seven receiving touchdowns this season, Tate is now tied with two others for ninth on the Irish single-season receiving TD list.
- ▶ The Irish had six passing plays of at least 30 yards in the entire 2007 season. Not only does Tate have more by himself (13), but also Notre Dame has 22 as team though 11 games.
- ▶ With his 106th receiving yard against Syracuse, Tate moved past Derrick Mayes (1994) into 10th place on the Notre Dame single-season receiving yards list with 848.
- ▶ With his 121st receiving yard against the Orange, Tate moved past Jim Seymour (1966) into ninth place on the Notre Dame single-season receiving yards list with 863.
- ▶ With his 140th receiving yard against Syracuse, Tate moved past Derrick Mayes (1995) into eighth place on the Notre Dame single-season receiving yards list with 882.
- ▶ With another 100-yard receiving game against the Orange, Tate became the seventh Irish wide receiver to ever record four 100-yard receiving games in a single-season.
- ▶ With another 100-yard receiving game against Syracuse, Tate became the eighth Irish wide receiver to ever record five 100-yard receiving games in a career.

Games with 100 Yards - Season

1. Tom Gatewood, Jr.	8 (1970)
2. Maurice Stovall, Sr.	6 (2005)
3. Jeff Samardzija, Jr.	5 (2005)
4. Golden Tate, So.	4 (2008)
Michael Floyd, Fr.	4 (2008)
Jeff Samardzija, Sr.	4 (2006)
Tom Gatewood, So.	4 (1969)

Games with 100 Yards - Career

1. Tom Gatewood	13 (1969-71)
2. Derrick Mayes	9 (1992-95)
Jeff Samardzija	9 (2003-06)
4. Maurice Stovall	7 (2002-05)
Jim Seymour	6 (1966-68)
Tim Brown	6 (1984-87)
7. Golden Tate	5 (2007-)
Rhema McKnight	5 (2002-06)
9. Michael Floyd	4 (2008-)
Jack Snow	4 (1962-64)
Tony Smith	4 (1989-91)
Malcolm Johnson	4 (1995-98)

- ▶ Registered a career-best 223 all-purpose yards last week against Syracuse. He has eclipsed 185 all-purpose yards in five games this season.
- ▶ Tate has 888 yards receiving on 50 catches through 11 games. Here is how Tate compares to the 10 previous top single seasons in receiving.

Player (Year)	Rec.	Yds.	Avg.	TD
Jeff Samardzija (2005)	77	1,249	16.2	15
Maurice Stovall (2005)	69	1,149	16.7	11
Tom Gatewood (1970)	77	1,123	14.6	7
Jack Snow (1964)	60	1,114	18.6	9
Jeff Samardzija (2006)	78	1,017	13.0	12
Tim Brown (1986)	45	910	20.2	5
Rhema McKnight (2006)	67	907	13.5	15
Golden Tate (2008)	50	888	17.8	7
Derrick Mayes (1995)	48	881	18.4	6
Jim Seymour (1966)	48	862	18.0	8

- ▶ Tate is slightly off pace to eclipse 1,000 receiving yards in the regular season, but could become the seventh Notre Dame wideout to accomplish the feat might with help from a possible bowl game.

Player (Year)	Rec.	Yds.	Avg.	TD
Jeff Samardzija (2005)	77	1,249	16.2	15
Maurice Stovall (2005)	69	1,149	16.7	11
Tom Gatewood (1970)	77	1,123	14.6	7
Jack Snow (1964)	60	1,114	18.6	9
*Golden Tate (2008)	59	1,049	17.8	8
Jeff Samardzija (2006)	78	1,017	13.0	12

* projected over 13 games

- ▶ Failed to start or register a catch against Navy, but did record 85 all-purpose yards (-3 rushing, 38 kick returns and 50 punt returns).
- ▶ Hauled in six catches for 66 yards and added 89 yards on kickoff returns and 44 on punt returns against Boston College.
- ▶ The 199 all-purpose yards were fourth-most by Tate this season.
- ▶ Recorded his fifth touchdown reception of the season and sixth of his career on a six-yard fade from sophomore **Jimmy Clausen** to give the Irish a 24-17 lead at 5:38 of the fourth quarter against Pittsburgh.
- ▶ Recorded a spectacular 47-yard reception late in the first half against Pittsburgh to set up an Irish score (Notre Dame would take a 10-3 lead with 1:27 left three plays later).
- ▶ The 47-yard reception and a 31-yard catch later in the game were the ninth and 10th this season by Tate of 30 yards or longer. That number exceeds the total by the entire Irish receiving corp in 2007 (three).
- ▶ Surpassed 100 yards receiving for the third time this season and fourth time in his career.
- ▶ Tate hauled in three receptions for 42 yards, including a 33-yard pass (his ninth of 30 yards or longer this season) against Washington.
- ▶ Tate picked up his first career rushing touchdown on a 21-yard end-around to give Notre Dame a 14-0 first quarter lead over the Huskies.
- ▶ Tate's first two rushes this season went for 45 yards, including the 21-yard touchdown run (both on end-arounds).
- ▶ Tate's second carry of the Washington game, however, another end-around, went for minus 10 yards.
- ▶ Tate (eight) leads freshman WR **Michael Floyd** (seven) for the overall touchdown lead for Notre Dame.
- ▶ Tate is tied with Floyd for the team lead with seven touchdown receptions.
- ▶ Recorded his fourth touchdown reception of the season and fifth of his career on a 19-yard strike from sophomore **Jimmy Clausen** to give the Irish a 7-0 lead at 10:27 of the first quarter against North Carolina.
- ▶ Hauled in a 47 yard reception late in the second quarter against the Tar Heels to set up a first-down and goal situation.
- ▶ The 47-yard reception was Tate's seventh this season of over 30 yards (added an eighth on Notre Dame's final drive of the game).
- ▶ Finished the afternoon with five catches for 121 yards.
- ▶ Eclipsed 100 yards receiving for the second time in 2008 and third time in his career.
- ▶ Tate hauled in his third TD reception of the year in the rout of Purdue.
- ▶ Finished with five receptions for 64 yards (12.8 yards per catch), including a 38-yard grab against the Boilermakers.
- ▶ Recorded Notre Dame's longest rush of the season (at the time) with his 24-yard scamper on a reverse midway through the first quarter (also gave the Irish their initial first down of the afternoon) against Michigan State.
- ▶ Finished the afternoon against the Spartans with five receptions for 83 yards - marking the third straight game with at least 80 yards receiving.
- ▶ Registered four catches that gave the Irish a first down.
- ▶ Tate flashed glimpses of his athletic ability in 2007. Tate had three receptions for 104 and a touchdown against Purdue and not only became the first freshman to catch a touchdown pass since Maurice Stovall (2002 against Rutgers), but also became the first Notre Dame freshman to surpass 100 yards receiving in a game since Derrick Mayes (100 yards on two catches) against Pittsburgh on Oct. 10, 1992.
- ▶ Tate only managed three receptions the rest of the season, but exploded onto the scene in the season-opener against San Diego State. He hauled in six catches for 93 yards, including a 38-yard touchdown pass to give the Irish a 14-13 fourth-quarter lead.
- ▶ Tate continued his development in the victory over Michigan. The speedster hauled in four passes for 127 yards, including a 48-yard TD strike from fellow sophomore **Jimmy Clausen**.
- ▶ The 48-yard reception against the Wolverines was Tate's longest of his career, but for only eight minutes on the game clock.

- ▶ Tate hauled in a slant pattern and raced 60 yards to set up another Notre Dame touchdown.
- ▶ The 60-yard reception was the longest for the Irish since John Carlson hauled in a 62-yard TD grab against Michigan State on Sept. 23, 2006.
- ▶ Tate eclipsed 100 yards receiving for the second time in his career against the Wolverines.
- ▶ Tate registered 116 yards on three catches in the first half, besting his previous career high of 104 yards against Purdue on Sept. 29, 2007.
- ▶ Tate's 31.8 per catch average (minimum three receptions) was the second-highest single-game average by a receiver in the Weis era.
- ▶ Tate has the best single-game average of 34.7 (3-104) set against Purdue last season.

MICHAEL FLOYD: ANOTHER BRICK IN IRISH RECEIVING WALL

- ▶ Freshman WR **Michael Floyd** has already made a name for himself for the Irish.
- ▶ Floyd has missed all of the past two games (Navy and Syracuse) with the exception of three plays against the Midshipmen.
- ▶ Floyd also ranks tied for 21st in the nation with seven receiving touchdowns.
- ▶ With seven receiving touchdowns this season, Floyd is now tied with two others for ninth on the Irish single-season receiving TD list.
- ▶ Floyd did not register a catch against Navy as he was injured on the third play of the game blocking down field.
- ▶ With four 100-yard receiving games already in 2008, Floyd is moving into some pretty impressive company among previous Notre Dame wide receivers.

Games with 100 Yards - Season

1. Tom Gatewood, Jr.	8 (1970)
2. Maurice Stovall, Sr.	6 (2005)
3. Jeff Samardzija, Jr.	5 (2005)
4. Golden Tate, So.	4 (2008)
Michael Floyd, Fr.	4 (2008)
Jeff Samardzija, Sr.	4 (2006)
Tom Gatewood, So.	4 (1969)

Games with 100 Yards - Career

1. Tom Gatewood	13 (1969-71)
2. Derrick Mayes	9 (1992-95)
Jeff Samardzija	9 (2003-06)
4. Maurice Stovall	7 (2002-05)
Jim Seymour	6 (1966-68)
Tim Brown	6 (1984-87)
7. Golden Tate	5 (2007-)
Rhema McKnight	5 (2002-06)
9. Michael Floyd	4 (2008-)
Jack Snow	4 (1962-64)
Tony Smith	4 (1989-91)
Malcolm Johnson	4 (1995-98)

- ▶ With 69 receiving yards against Boston College, Floyd broke Tony Hunter's previous school record (690) for receiving yards by a freshman.
- ▶ With seven touchdown receptions this season, Floyd (who already owns the record for most TD receptions by a freshman) moves into a tie for ninth place on the Irish single-season list (Tom Gatewood, 1970).
- ▶ With his second reception against Pittsburgh, Floyd established a school record for receptions by a Notre Dame freshman. He broke current sophomore WR Duval Kamara's record of 32 catches in 2007.
- ▶ Floyd hauled in touchdown passes of 18 and 4 yards in the second quarter to give the Irish a 17-3 lead at halftime against Pittsburgh.
- ▶ Equaled his career-high and Irish then season-high with seven receptions in the opening 30 minutes alone against the Panthers.
- ▶ Surpassed 100 receiving yards for the fourth time in Notre Dame's last five games.
- ▶ Finished the game with 10 receptions for 100 yards, which is the most catches by an Irish player since Rhema McKnight had 10 receptions against Army in 2006.
- ▶ Floyd recorded his third 100-yard receiving game to help the Irish rout Washington. He had four catches for 107 yards, including a career-long 51-yard touchdown reception on the third play of the game.
- ▶ The touchdown catch was his team-high fifth of the season, which broke the Notre Dame record for TD receptions by a freshman (sophomore WR **Duval Kamara** had four in 2007).

- ▶ Hauled in a seven-yard touchdown reception from sophomore QB **Jimmy Clausen** with 0:52 left in the opening half to give the Irish a 17-6 lead.
- ▶ Fell seven receiving yards short of becoming the first Irish freshman to ever eclipse 100 yards receiving in three consecutive games.
- ▶ Floyd picked up his third career receiving touchdown on a 48-yard pass from sophomore **Jimmy Clausen** against Stanford.
- ▶ The 48-yard catch was the longest of his career at the time.
- ▶ Eclipsed 100 yards receiving for the second time in his career and second straight week.
- ▶ Became the first Notre Dame wideout to eclipse 100 yards in consecutive weeks since Jeff Samardzija on Nov. 4 (North Carolina) and Nov. 11 (Air Force) of 2006.
- ▶ Became the first Irish freshman wide receiver with consecutive 100 yard receiving games since Joe Howard on Oct. 31 (Navy) and Nov. 7 (Georgia Tech) of 1981 -- just the second ever to accomplish the feat.
- ▶ Floyd is the fourth different freshmen in the last 20 years whose first career catch was a touchdown. The others were Raghieb "Rocket" Ismail and Derek Brown in 1988, and Derrick Mayes in 1992 -- mighty impressive company for Floyd to join.
- ▶ Registered a 38-yard reception on Notre Dame's six-play, 65-yard scoring drive that tied the score, 14-14, late in the first half against Purdue.
- ▶ Had five catches for 93 yards in the first half alone against the Boilermakers.
- ▶ Finished the contest with six catches for 100 yards, making him only the second Irish freshman to have at least 100 receiving yards since Derrick Mayes in 1992 against Pittsburgh.
- ▶ The Boilermakers were the victims the most recent time it happened when sophomore WR **Golden Tate** had 104 yards on three catches with one touchdown in West Lafayette in 2007.
- ▶ Floyd's seven receptions for 86 yards in the loss at Michigan State were are a single-game record by a Notre Dame freshman, breaking the six **Duval Kamara** had last year at Purdue (68 yards) and Stanford (93 yards), and the six running back **Armando Allen** had (for 38 yards) in 2007 at Penn State.
- ▶ Floyd was having one of the top receiving seasons by any true freshman across the country in NCAA FBS (stats entering Notre Dame's game against Navy when Floyd was injured on the third play from scrimmage blocking down field).

RECEPTIONS PER GAME (TRUE FRESHMEN) AS OF NOV. 17

Name, School	Rec.	Yds	Avg.	TD	Rec./G
DeAndre Brown, Southern Miss.	55	933	16.96	11	5.50
*Michael Floyd, Notre Dame	46	702	15.26	7	5.11
Martavious Odoms, Michigan	43	398	9.26	0	4.78
Jeff Fuller, Texas A&M	42	535	12.74	7	4.67
A.J. Green, Georgia	46	806	17.52	6	4.60
Kendal Wright, Baylor	43	564	13.12	4	4.30

RECEIVING YARDS PER GAME (TRUE FRESHMEN) AS OF NOV. 17

Name, School	Rec.	Yds	Avg.	TD	Avg./G
DeAndre Brown, Southern Miss	55	933	16.96	11	93.30
T.Y. Hilton, Florida International	27	777	28.78	4	86.33
A.J. Green, Georgia	46	806	17.52	6	80.60
*Michael Floyd, Notre Dame	46	702	15.26	7	78.00
Julio Jones, Alabama	40	634	15.85	4	63.40
Jeff Fuller, Texas A&M	42	535	12.74	7	59.44
Kendal Wright, Baylor	43	564	13.12	4	56.40

**The stats for Floyd, Hilton and Odoms had come in nine games (the others had played 10).*

- ▶ Freshman WR **Michael Floyd** had already eclipsed the rookie receiving marks in receptions, receiving yards and touchdowns.

Player (Year)	Rec.	Yds.	Avg.	TD
Michael Floyd (2008)	46	702	15.26	7
Duval Kamara (2007)	*32	357	11.2	*4
Tony Hunter (1979)	27	*690	25.6	2

** previous Notre Dame rookie single-season records*

► Here is a look at how Floyd's freshman season could still rate against the rookie campaigns of Notre Dame's top five all-time leaders in career receptions (does not include Tom Gatewood [1968] or Jim Seymour [1965], who were not eligible to play as freshmen).

Player (Year)	Rec.	Yds.	Avg.	TD
^Michael Floyd (2008)	61	936	15.3	9
Jeff Samardzija (2003)	7	53	7.6	0
Rhema McKnight (2002)	9	91	10.1	0
Tim Brown (1984)	28	340	12.1	1
Maurice Stovall (2002)	18	312	17.3	3
Derrick Mayes (1992)	10	272	27.2	3

^projected numbers over 12-game regular season (Floyd will most likely miss the final two games of the regular season due to an injury suffered against Navy)

► Floyd was widely considered one of the top three freshman wide receivers entering the 2008 season, along with Julio Jones of Alabama and A.J. Green of Georgia. Floyd more than represented himself when compared to the other freshman phenoms (stats entering Notre Dame's game against Navy when Floyd was injured on the third play from scrimmage blocking down field).

Player	Rec.	Yds.	Avg.	Rec./G	Yds./G	TD
*Michael Floyd, Notre Dame	46	702	15.26	5.11	78.00	7
A.J. Green, Georgia	46	806	17.52	4.60	80.60	6
Julio Jones, Alabama	40	634	15.85	4.00	63.40	4

*Floyd had only played in nine games, while both Jones and Green had seen action in 10.

- Floyd recorded a then career-high seven receptions at Michigan State.
- Added his second career touchdown reception (a 26-yard pass play from Clausen with 14:51 to go in the fourth quarter) against the Spartans.
- Registered four catches that gave the Irish a first down.
- Those seven receptions were the most by an Irish receiver since Jeff Samardzija had eight against LSU in the 2007 Sugar Bowl
- The seven receptions are also the most ever by a Notre Dame freshman receiver (most by a freshman at any position as well). The previous school record by an Irish rookie was six set last season on two different occasions by sophomore WR **Duval Kamara**.
- Floyd had 702 yards receiving on 46 catches through nine games. Here is how Floyd compared through nine games to the five previous top single seasons in receiving (also through first nine games).

Player (Year)	Rec.	Yds.	Avg.	TD
Tom Gatewood (1970)	61	995	16.3	7
Jack Snow (1964)	50	956	19.1	8
Jeff Samardzija (2005)	56	919	16.4	12
Maurice Stovall (2005)	50	796	16.4	9
Michael Floyd (2008)	46	702	15.3	7
Jeff Samardzija (2006)	49	686	14.0	8

► Floyd was just off pace to eclipse 1,000 receiving yards in the regular season, but could have become the seventh Notre Dame wideout to accomplish the feat with help from a possible bowl game.

Player (Year)	Rec.	Yds.	Avg.	TD
Jeff Samardzija (2005)	77	1,249	16.2	15
Maurice Stovall (2005)	69	1,149	16.7	11
Tom Gatewood (1970)	77	1,123	14.6	7
Jack Snow (1964)	60	1,114	18.6	9
Jeff Samardzija (2006)	78	1,017	13.0	12
*Michael Floyd (2008)	66	1,014	15.4	10

* projected over 13 games

TIGHT ENDS

- The Irish figured to struggle to find an immediate replacement for John Carlson, one of the most prolific tight ends in school history. Carlson started each of the last 23 games in which he appeared and recorded the second-most receptions (100) and third-most receiving yards (1,093) for a career by a Notre Dame tight end.
- Sophomore **Mike Ragone**, a former high school All-American, was the initial odds on favorite to replace Carlson after playing in 11 games as a freshman in 2007, but was lost for the season with a torn ACL. Junior

Will Yeatman has played in 28 games in his career, starting six contests as a second tight end (including each of the first three in 2008), but will miss the remainder of the season. He has eight career receptions for 39 yards (six of which came in 2007).

► Freshman **Kyle Rudolph** has exploded onto the scene. A *USA Today* first-team All-American and considered by most recruiting sites as the top tight end in the nation, Rudolph has started all 11 games this season and became the first Notre Dame rookie tight end to ever start a season opener. He hauled in two catches for 29 yards, including an 18-yard reception against Michigan State. Rudolph recorded single-game highs in both receptions (5) and receiving yards (70) against Stanford. Rudolph also added his second career touchdown reception and a career-best 24-yard grab against the Cardinals.

► With his first reception against Pittsburgh, Rudolph established a new school record for receptions by a Notre Dame freshman tight end. He broke Ken McAfee's record of 14 catches in 1974.

► With his 12-yard reception against Syracuse midway through the second quarter, Rudolph eclipsed Dean Masztak's school record for most receiving yards by a freshman tight end. Masztak had 236 yards receiving on 13 receptions in 1978.

► Rudolph now owns the school record for rookie tight ends in both receptions (24) and receiving yards (258).

RUDOLPH THE PASS CATCHING TIGHT END

► Here is how Rudolph's season to date compares to three other outstanding Notre Dame rookies tight ends (Brown and McAfee each were named first team All-Americans later in their career).

Player (Year)	Rec.	Yds.	Avg.	TD
Kyle Rudolph (2008)	*24	*258	10.9	2
Ken McAfee (1974)	14	146	10.4	1
Dean Masztak (1978)	13	236	18.2	0
Derek Brown (1988)	12	150	12.5	*3
Jabari Holloway (1997)	8	144	18.0	1
*Kyle Rudolph (2008)	28	305	10.9	3

*projected over 13 games

* Notre Dame rookie single-season TE records

► Rudolph became the first Irish freshman tight end to record a touchdown reception in 11 years in the victory over Purdue. Jabari Holloway was the last Notre Dame tight end to do so in a 33-15 loss at Stanford in 1997. He broke the drought with his five-yard grab of a **Jimmy Clausen** pass in the third quarter as the Irish extended their lead to 28-14 over the Boilermakers.

► Rudolph is the first Notre Dame rookie tight end to haul in touchdown passes in consecutive weeks (Purdue and Stanford) since Derek Brown did during the 1988 season. Ironically enough, Brown also did it in victories over both Purdue and Stanford.

► Rudolph was held without a catch in the victory over Washington. It marked just the second time this season (Michigan being the other game) in which he failed to make a reception.

IRISH DEFENSE

DEFENSIVE LINE

► It is nearly impossible to replace the 2007 production of Trevor Laws. Not only did he lead the entire nation for tackles by a defensive lineman (112 tackles, 9.3 tackles/game), but he also recorded the second-most tackles ever by an Irish defensive lineman. No one individual on the Irish roster will come close to duplicating the performance by the 2007 Notre Dame MVP, but the vacancy he created at the position could be filled by a combination of players.

► Senior **Justin Brown** returns for his fifth year at Notre Dame after setting individual career highs in almost every statistical category last year. The senior member of the defensive line, Brown has started six games in 2008 with 21 tackles and 4.5 for loss (two of which came in the victory over Michigan). He had another quality game against Navy. Brown had a season-high five tackles, including one for loss and a fumble recovery.

► Senior **Pat Kuntz** started the first 10 games of 2007 at nose tackle and recorded 42 tackles including 2.5 tackles for loss. He also tied for team-high honors with nine passes broken up, the most by any defensive lineman in the nation a year ago. After failing to register a tackle in the season opener, Kuntz came back with three solo stops, including one for loss against Michigan. He recorded a season-high six stops against Purdue.

Kuntz had his best game of 2008 in the victory over Stanford. He finished the afternoon with three tackles, 2.0 sacks, 2.0 tackles for loss, an interception (the first of his career), a fumble recovery and a pass breakup. Kuntz recorded four tackles against Pittsburgh and followed up that performance with a five tackle effort versus Boston College.

► Sophomore **Ian Williams** started the final two games of the season at nose tackle, but he was a valuable reserve in the first 10 contests as he totaled 45 tackles, sixth-most on the team. It was the third-most tackles by an Irish freshman defensive lineman in school history and he earned freshman All-America honors from the Football Writers Association of America. Williams had one solo tackle over the first two games of the season, but regained his form with six stops against Michigan State. He had another good game against Pittsburgh. Williams recorded six tackles (equalling season-high) and a career-best 2.0 for loss. Williams was again active against Navy. He had a then season-high seven tackles. Williams registered a season-high eight tackles last week against Syracuse. Over the last two weeks, he has 15 tackles (the same amount he has the previous six weeks combined).

WHO SAYS KUNTZ IS UNDERSIZED?

► Senior **Pat Kuntz** entered the 2007 season without a single start and just 11 tackles in 21 career games. Kuntz excelled in Notre Dame's new 3-4 defensive scheme last season and has adapted to a move from nose tackle to defensive end this season.

► Kuntz had a season-high seven tackles, including 1.5 for loss, in last week's game against Syracuse.

► Kuntz registered four tackles, including a half for loss and half sack against Navy.

► Kuntz had five tackles in the loss at Boston College.

► Kuntz had four tackles in the loss to Pittsburgh.

► Kuntz had three tackles, including a sack, in the defeat at North Carolina.

► Kuntz did rank in a tie for 69th in the NCAA FBS in sacks per game (0.50) before failing to register a sack each of the past three weeks before getting a half sack last week against Navy.

► In fact, all three of his sacks came over Notre Dame's two games against Stanford and North Carolina.

► Kuntz had his best game of 2008 in the victory over Stanford. He finished with three tackles, 2.0 sacks, 2.0 tackles for loss, an interception (the first of his career), a fumble recovery and a pass breakup

► Kuntz totaled a season-high six tackles, including three solo stops, in the victory over Purdue.

► Kuntz did not record a tackle in the season-opening victory over San Diego State, but finished with three solo tackles against Michigan, including one for loss.

► Kuntz possesses a tremendous motor and work ethic and displayed an uncanny ability to knock down passes at the line of scrimmage.

► Despite missing the final two games of 2007 to injury, Kuntz started 10 games, totaled 53 career tackles with three tackles for loss, 0.5 sacks, nine pass break-ups and one fumble recovery.

► Kuntz led all defensive linemen in the NCAA FBS in 2007 with nine pass break-ups last year and tied for the team-high honors.

Name, School	PBU	INT	PD
Pat Kuntz, Notre Dame	9	0	9
Phillip Hunt, Houston	8	1	9
Tyson Jackson, LSU	8	0	8

► Kuntz has played in 41 career games with 21 career starts (10 in 2007).

► Kuntz ranked 58th in the nation in passes broken up and just outside the top 100 in the nation in passes defended a year ago.

LINEBACKERS

► Three starters return while two other linebackers have starting experience, as the linebackers group possesses the leader of the defense as well as upstart talent which helped make the Irish defense so improved last year. A staple of Notre Dame's linebacker corps the last three seasons, tri-captain **Maurice Crum Jr.** returns for a fifth year and is the indisputable leader of the defense. He has started 46 of 47 games (failed to start the first game of his career against Washington and then against at Boston College) that Notre Dame has played the past four years. Crum notched 84 of those stops in 2007 and enters this weekend with 303 career

tackles. He became the ninth Irish player to ever record 300 career tackles. Crum ranks third on Notre Dame with 62 tackles in 2008. He has 3.5 TFLs, 1.0 sack and a forced fumble on the season for the Irish.

► Junior **John Ryan** is one of the more versatile members of the Irish defense, as he posted eight starts as an outside linebacker in 2007 and two starts at defensive end last year. He has just seven tackles this season, but has added a pair of pass break-ups, two quarterback hurries and two fumble recoveries. Ryan has seen limited action since the North Carolina game.

► Two freshmen burst onto the scene in 2007 and made significant contributions to Notre Dame's defense. **Kerry Neal** and **Brian Smith** each started as outside linebackers during their rookie seasons and both now server as sophomore starters. Neal has picked up 22 tackles (three each against San Diego State and Michigan), 3.0 for loss, 1.0 sack and his first career interception against the Aztecs. He registered a career-high five stops last week against Syracuse. Smith is fourth on the squad with 53 tackles, 4.0 for loss, 2.0 sacks, two fumble recoveries, one forced fumble, two pass breakups and three quarterback hurries. He ranks tied for 17th in the nation in fumble recoveries despite missing most of the Navy game and the entire Syracuse game with an injury. Neal had a then career-high four tackles against Pittsburgh and chipped in his first sack of the season.

CRUMBLING THE COMPETITION

► Senior LB **Maurice Crum, Jr.**, totaled 100 tackles in 2006 to lead Notre Dame. Crum was the first Irish player to eclipse the 100 tackle mark since Courtney Watson had 117 in 2003.

► His 46 career starts are tied with QB Brady Quinn (2003-06). for the second most on record in Notre Dame history. Former SS Tom Zbikowski (2004-07) heads the list with 48 career starts.

Name	Career Starts	Career
Tom Zbikowski	48	(2004-07)
Maurice Crum, Jr.	46	(2005-)
Brady Quinn	46	(2003-06)
Ryan Harris	45	(2003-06)

► With his third tackle against Syracuse, Crum, Jr. became the ninth player in Notre Dame history to reach 300 career tackles. He also moved into a tie with Tom Zbikowski (2004-07) for eighth on the Irish career tackles list.

► With his fourth tackle against the Orange, Crum Jr. moved past Tom Zbikowski (2004-07) for eighth on the Irish career tackles list.

► Crum failed to start a game for just the second time in his career at Boston College.

► Crum also failed to register a tackle for the first time in his career -- which spans 48 games.

► Crum had a season-high nine tackles and 1.0 for loss against Pittsburgh.

► Crum failed to start for the first time in his career in the victory over Washington, snapping a streak of 43 consecutive starts (every game the Irish had played since the start of the 2005 season).

► The 43 consecutive starts was the longest streak on the team and seventh-longest among current NCAA FBS players.

► Crum still has a chance to equal the recognized school record for career starts.

► Crum, Jr. has 303 career stops.

Tackles - Career

1.	Bob Crable	521 (1978-81)
2.	Bob Golic	479 (1975-78)
3.	Steve Heimkreiter	398 (1975-78)
4.	Bob Olson	369 (1967-69)
5.	Tony Furjanic	361 (1982-85)
6.	Mike Kovaleski	353 (1983-86)
7.	Ross Browner	340 (1973, 1975-77)
8.	Maurice Crum, Jr.	303 (2005-)
9.	Tom Zbikowski	300 (2004-07)
10.	Brandon Hoyte	297 (2002-05)

NCAA FBS Active Career Tackles Leaders

1.	Daniel Holtzclaw, Eastern Michigan	425
2.	Solomon Elimimian, Hawaii	404
3.	Russell Allen, San Diego State	375
	Gerald McRath, Southern Miss.	375
	Courtney Greene, Rutgers	375
6.	James Laurinaitis, Ohio State	366
7.	Patrick Chung, Oregon	363
8.	Ward Dobbs, Wyoming	343
9.	Clayton Mullins, Miami (Ohio)	335
10.	Bryant Haines, Ball State	327
21.	Maurice Crum, Notre Dame	303

- ▶ Crum, Jr. also ranks tied for 15th among active players in NCAA FBS with 160 assisted tackles.
- ▶ Crum, Jr. picked up his 43rd consecutive start in the loss at North Carolina.
- ▶ Crum, Jr. is the 17th player in Notre Dame football history to be named captain consecutive years.
- ▶ Crum, Jr. had a team-high tying six tackles in the victory over Washington.
- ▶ Crum, Jr. had five tackles, including his first pass breakup of the season at North Carolina.
- ▶ Crum, Jr. registered four tackles in the victory over Stanford.
- ▶ Crum, Jr. finished the game against Purdue with six tackles.
- ▶ Crum, Jr. had six tackles, one for loss, including a sack in the season opening victory over San Diego State.
- ▶ Crum, Jr. registered five tackles with another 0.5 tackle for loss in the rout of Michigan.
- ▶ Crum, Jr. had eight tackles, four solo, including a tackle for loss last week against Michigan State.
- ▶ Crum, Jr. finished his career with 36 tackles in four games against the Spartans.
- ▶ Crum, Jr. followed up that effort with a 84 tackle season in 2007 despite battling injuries throughout much of the season.
- ▶ Crum, Jr. started at outside linebacker as a sophomore, middle linebacker as a junior (both in a 4-3 scheme) and inside linebacker as a senior (in a 3-4 scheme).
- ▶ Crum, Jr. named an honorable mention '08 preseason All-American by *The Sporting News*.
- ▶ Crum, Jr. selected to the '08 Nagurski Trophy Watch List (defensive player of the year) and Lott Award Watch List.
- ▶ Crum, Jr. rated the No. 11 inside linebacker by Phil Steele for '08 and the 11th-best outside linebacker by *Lindy's*.
- ▶ Crum, Jr. named to '08 Chuck Bednarik Award Watch List.
- ▶ Crum, Jr. ranked tied for 28th in the NCAA in 2007 with the three forced fumbles.
- ▶ In 2007, Crum, Jr. added 4.5 tackles for loss, one sack, two interceptions, four passes broken up, and two fumble recoveries.
- ▶ Crum, Jr. was responsible for five turnovers as he intercepted two passes, forced a fumble (that was recovered by a teammate) and recovered two fumbles that he forced.
- ▶ Crum, Jr. received national Defensive Player of the Week award from the Walter Camp Foundation following his performance at UCLA.
- ▶ Crum, Jr. scored first career touchdown when he returned a fumble he forced and returned 35 yards for a score at UCLA.
- ▶ Crum, Jr. became the first Irish player to ever record a pair of forced fumbles, two fumble recoveries and two interceptions in the same game.
- ▶ Crum, Jr. also set a single-game school record with four turnovers forced at UCLA.

SMITH, BRIAN SMITH ... INSIDE LINEBACKER

- ▶ Notre Dame sophomore LB **Brian Smith** ranks fourth on the Irish with 53 tackles.
- ▶ Smith has also registered 4.0 tackles for loss, 2.0 sacks, two fumble recoveries, one forced fumble, two pass breakups and three quarterback hurries.
- ▶ Smith ranks tied for 17th in the nation in fumble recoveries.
- ▶ Smith made just two tackles in the victory over Navy, but missed most the game after suffering an injury early in the second quarter. He did not play last week against Syracuse and will likely miss the USC game.
- ▶ Smith totaled eight solo tackles against Boston College and a pass breakup.

- ▶ Smith posted three tackles, including a vicious 11-yard sack on Ronnie Fouch, in the victory over Washington last week.
- ▶ Smith had three tackles and a quarterback hurry in the loss at North Carolina.
- ▶ Smith recorded six tackles, three solo, one tackle for loss and one sack, as well as a quarterback hurry, in the victory over Stanford.
- ▶ Smith registered a career-best 10 tackles, including one for loss, and a forced fumble against Michigan State.
- ▶ Smith has started nine of 10 games for Irish, but just three times at inside linebacker (Michigan State, Boston College and Navy) as Notre Dame has opened in nickel quite often in 2008.
- ▶ Smith is the first sophomore LB to post 10 or more tackles in a single game since Maurice Crum, Jr. had 11 against Navy on Oct. 28, 2006.

DEFENSIVE BACKFIELD

- ▶ The most improved area on the entire team last year was the play by the Irish secondary. Two of the four starters return from the group that recorded the second-best pass defense in the nation. Notre Dame allowed almost 42 fewer passing yards per game and the passing efficiency of opposing quarterbacks improved from 90th in 2006 to 22nd last year.
- ▶ Senior **David Bruton** was a major contributor to the success of the Irish secondary in his first season as starter at free safety. He proved to be a tremendous addition as he ranked third on the team with 85 tackles and added three interceptions. Bruton recorded at least nine tackles in five games and is the top returning tackler from 2007.
- ▶ Senior **Terrail Lambert** returns for his fifth season and is the most veteran member of the defensive backs. Lambert had started 31 consecutive games at cornerback before failing to start last week against Navy (was injured during practice on Thursday prior to the game with the Middies) and has intercepted four passes while totaling 107 tackles over the last three campaigns. Only Crum has started more games on the Irish defense, and no player has played in more games than Lambert over the past three years. Lambert has 33 tackles (20 solo stops) and four pass breakups so far in 2008.
- ▶ Junior **Raeshon McNeil** has secured the other starting cornerback spot. McNeil has played in 30 games for the Irish and has been used as an extra cornerback and also as an extra safety. He made his 13th career start against Syracuse and leads Notre Dame with 10 pass breakups, including two in the victory over Michigan, and 12 passes defended (10 PBUs and two INT).
- ▶ McNeil recorded three pass-break ups in the loss at Boston College. The three PBUs were the most in a game for the Irish in the Weis era. In fact, it is the most by an Irish player since Shane Walton and Gerome Sapp each had three against Florida State on Oct. 26, 2002.

Passes Broken Up - Season

1.	Clarence Ellis	13 (1969)
2.	Dave Waymer	12 (1978)
3.	Tom Schoen	11 (1967)
4.	Luther Bradley	11 (1973)
5.	Raeshon McNeil	10 (2008)
	Dennis Phillips	10 (1963)
	Tony Carey	10 (1964)
	Tom Longo	10 (1964)
	David Martin	10 (1966)
	Thomas O'Leary	10 (1966)
	Ralph Stepaniak	10 (1969)

- ▶ McNeil ranks 30th in the NCAA FBS in passes defended per game. Here is that list:

Rank	Player, School	PBUs	INT	PD	Avg./G
1	Alphonso Smith, Wake Forest	13	5	18	1.64
2	Alterraun Verner, UCLA	13	2	15	1.50
3	Jairus Byrd, Oregon	12	4	16	1.45
3	Darian Hagan, Cal	15	1	16	1.45
3	Syd'Quan Thompson, Cal	12	4	16	1.45
3	Brandon Brinkley, Houston	12	4	16	1.45
7	Traye Simmons, Minnesota	13	4	17	1.42
8	Kyle Wilson, Boise State	10	5	15	1.36
8	Devin Ross, Arizona	12	3	15	1.36
8	Rashad Johnson, Alabama	10	5	15	1.36

8	Trevard Lindley, Kentucky	11	4	15	1.36
30.	Raeshon McNeil, Notre Dame	10	2	12	1.09

► Freshman **Robert Blanton** made his Irish debut against Michigan and registered two tackles, one for loss. Blanton continued to make a major impact with a stellar game against Purdue. He recorded five solo tackles, a pass breakup and a 47-yard interception return for touchdown. Blanton registered his first career start against Navy and became the sixth Notre Dame rookie to start this season.

► Sophomore **Harrison Smith** is listed as the backup to Bruton at free safety, but also has seen significant action at Sam linebacker, including making his first career start against Michigan State and has since started seven more games. Smith was a highly recruited player from Tennessee who was named the state's player of the year by Gatorade. The former state decathlon champion did not play in his first year with the Irish, but has picked up 49 tackles with 8.5 for loss, 3.5 sacks and four pass breakups over the first 11 games of 2008. Smith even picked up a 23-yard run and 35-yard run on a pair of fake punts to give the Irish first downs against Stanford and Washington. He leads the Irish in tackles for loss and ranks fifth on the team in tackles.

► Junior **Sergio Brown** had played in 22 games over the last two seasons primarily on special teams, recording 11 tackles, but has exploded onto the scene in 2008. Brown has started four games for the Irish, as the extra safety in nickel packages, and has registered 20 tackles, 13 solo, five pass breakups, two quarterback hurries, two TFLs, two sacks, one fumble recovery and a blocked punt.

► Replacing All-American Tom Zbikowski is a tall order, but senior **Kyle McCarthy** has done so and then some over his first 11 games of 2008. McCarthy had played in 25 games and started one (against Navy in 2007), but has taken his game to another level.

KYLE USHERS IN MCCARTHYISM ERA IN SECONDARY

► Senior SS **Kyle McCarthy** has definitely instilled intense fear amongst Irish opponents through the first three games this season.

► McCarthy ranks tied for 40th in the NCAA FBS in total tackles and tied for 40th in solo stops.

TOTAL TACKLES PER GAME (STRONG SAFETIES)

Name, School	Cl.	Solo	Asst.	Total	TPG
Derrick Richardson, New Mexico St.	Sr.	63	64	127	12.70
Josh Thompson, La.-Monroe	Jr.	64	44	108	9.00
Kyle McCarthy, Notre Dame	Sr.	54	42	96	8.73
Clint McPeck, New Mexico	Jr.	50	53	103	8.58
Brad Phillips, Northwestern	Jr.	55	46	101	8.42

SOLO TACKLES PER GAME (STRONG SAFETIES)

Name, School	Cl.	Solo	TPG
Derrick Richardson, New Mexico St.	Sr.	63	6.30
Emmanuel Cook, South Carolina	Jr.	61	5.55
Josh Thompson, La.-Monroe	Jr.	64	5.33
Kyle McCarthy, Notre Dame	Sr.	54	4.91
William Moore, Missouri	Sr.	44	4.89

TOP TACKLE SEASONS BY IRISH DEFENSIVE BACKS

Name	Tackles
1 Chinedum Ndukwe (2006)	98
2 Kyle McCarthy (2008)	96
3. Steve Lawrence (1985)	92
4. A'Jani Sanders (1999)	91
5. David Bruton (2008)	88
6. David Bruton (2007)	85
7. Brian Magee (1994)	81
Glenn Earl (2002)	81
9. Jim Browner (1976)	80
Tom Zbikowski (2007)	80

► Registered his 11th consecutive start, 11th of the season and 12 of his career last week against Syracuse.

► With his second tackle against the Orange, McCarthy moved into a tie for third place (A'Jani Sanders, 1999) on the Notre Dame single-season tackle list for defensive backs with 91.

► With his third tackle against Syracuse, McCarthy moved into a tie for second place (Steve Lawrence, 1985) on the Notre Dame single-season

tackle list for defensive backs with 92.

► Recorded a career-high 15 tackles against Pittsburgh, edging his previous career-best of 14 set twice earlier this season.

► Has eclipsed double digits in tackles four times in 2008.

► McCarthy finished the Washington game with five tackles despite seeing limited playing time in the second half.

► McCarthy equaled his then career-high with 14 more tackles in the victory over Stanford. He added his second career interception and a tackle for loss.

► Eclipsed 10 or more tackles for third time this season and career against the Cardinal.

► McCarthy made just his second career start in the season-opening victory over San Diego State, but the Youngstown, Ohio native recorded a career-high 14 tackles, including 10 solo stops.

► McCarthy backed up the performance with another stingy double-digit tackle effort against Michigan. He totaled 10 stops.

► McCarthy nearly reached the double-digit tackle plateau for the third straight game against Michigan State (finishing the game nine stops).

SOMETHING BRUTON IN THE NOTRE DAME SECONDARY

► Senior FS **David Bruton** will serve as one of three captains of 2008 Irish squad, joining **Maurice Crum Jr.** and **David Grimes**.

► Bruton ranks tied for 74th in the NCAA FBS in total tackles and tied for 49th in solo stops.

► Bruton is one of just six players across the nation to rank among the top 100 in the NCAA FBS in total tackles, solo tackles, interceptions and forced fumbles.

► All five of his forced turnovers (three interceptions, two forced fumbles) have taken place inside the Irish 27-yard line.

► Bruton has forced three turnovers this year inside the Irish 6-yard line.

► Bruton ranks even higher in total tackles and solo tackles when compared to other free safeties across the country:

TOTAL TACKLES PER GAME (FREE SAFETIES)

Name, School	Cl.	Solo	Asst.	Total	TPG
Corey Boudreaux, San Diego St.	Sr.	56	38	94	9.40
Brian Lainhart, Kent St.	So.	41	51	92	9.20
Antonio Baker, Louisiana Tech	Jr.	43	45	88	8.80
Andrew Sendejo, Rice	Jr.	42	26	68	8.50
David Bruton, Notre Dame	Sr.	49	33	82	8.20

SOLO TACKLES PER GAME (FREE SAFETIES)

Name, School	Cl.	Solo	TPG
Corey Boudreaux, San Diego St.	Sr.	56	5.60
James Smith, Iowa St.	Jr.	55	5.50
Jordan Lake, Baylor	Jr.	60	5.45
Andrew Sendejo, Rice	Jr.	42	5.25
David Bruton, Notre Dame	Sr.	49	4.90

TOP TACKLE SEASONS BY IRISH DEFENSIVE BACKS

Name	Tackles
1 Chinedum Ndukwe (2006)	98
2. Kyle McCarthy (2008)	96
3. Steve Lawrence (1985)	92
4. A'Jani Sanders (1999)	91
5. David Bruton (2008)	88
6. David Bruton (2007)	85
7. Brian Magee (1994)	81
Glenn Earl (2002)	81
9. Jim Browner (1976)	80
Tom Zbikowski (2007)	80

TOP CAREER TACKLES BY IRISH DEFENSIVE BACKS

1. Tom Zbikowski (2004-07)	300
2. Jim Browner (1976-78)	228
3. A'Jani Sanders (1996-99)	225
4. Brian Magee (1992-95)	206
5. David Bruton (2005-)	205
6. Deke Cooper (1997-99)	203
7. Jeff Burris (1991-93)	189
8. Stacey Toran (1980-83)	184
John Covington (1990-93)	184
10. Steve Lawrence (1983-86)	182

- ▶ With his first tackle against Syracuse, Bruton became the sixth Notre Dame defensive back to ever record 200 career tackles.
- ▶ With his third tackle against the Orange, Bruton moved into a tie for fifth place (David Bruton, 2007) on the Notre Dame single-season tackle list for defensive backs with 85.
- ▶ With his fourth tackle against Syracuse, Bruton moved into a tie for fifth place (Deke Cooper, 1997-99) on the Notre Dame career tackles list for defensive backs with 203.
- ▶ Bruton registered a career-high 16 tackles against Pittsburgh. His previous career-high was 15 set on two previous occasions.
- ▶ Bruton added his third interception of the season and sixth of his career.
- ▶ Bruton has eclipsed 10 tackles in three different games this season.
- ▶ Bruton has forced five turnovers this season (three INTs and two forced fumbles).
- ▶ Bruton has recorded the second-most career tackles (205) on the team (behind Maurice Crum Jr., 303 tackles).
- ▶ Bruton has appeared in 46 career games and started 22 contests while making 527 special teams appearances.
- ▶ Bruton continued to lead the Irish secondary and was a key reason Notre Dame limited the Washington passing attack to just 98 yards (69 of those passing yards actually came late in the fourth quarter with the game no longer in question when Bruton was on the sidelines).
- ▶ He had four assisted tackles against the Huskies.
- ▶ Bruton had a team-high eight tackles, despite a quad injury that prevented him from participating in numerous special teams situations.
- ▶ Bruton has recorded eight or more tackles in six of Notre Dame's 10 games this season.
- ▶ Bruton totaled nine tackles and picked off his second pass of the season in the victory over Stanford.
- ▶ The interception was the fifth of his career.
- ▶ Has forced a turnover (forced fumble or interception) in four of Notre Dame's 10 games.
- ▶ After recording five tackles in the season opener against San Diego State, Bruton exploded for a career-high tying 15 stops against Michigan.
- ▶ Bruton also forced a fumble against the Wolverines inside the Notre Dame five-yard line.
- ▶ Bruton added an interception midway through the fourth quarter, once again at the five-yard line.

- ▶ Bruton had a spectacular game against Michigan State. He registered a game-high tying 10 tackles.
- ▶ Bruton made 10 tackles against Michigan State, eclipsing 10 or more tackles in a single game for the second time in 2008 and fourth time in his career.
- ▶ Bruton is still one of the top gunners on the punt coverage unit, as he was during his sophomore and junior seasons.
- ▶ Bruton is the top returning tackler on 2008 roster after ranking third on the team and pacing the secondary in 2007 with 85 tackles.
- ▶ Bruton recorded one sack, 5.5 tackles for loss, three interceptions, three passes broken up, one forced fumble and one fumble recovery a year ago.
- ▶ Bruton was primarily a special teams player in his first two seasons before starting at free safety throughout his junior year in 2007.
- ▶ Bruton is one of two returning starters in the Notre Dame secondary.
- ▶ Bruton was named to the Nagurski Watch List (defensive player of the year) for 2008.
- ▶ Bruton was rated the 12th-best safety in the nation by *Lindy's* and the No. 19 free safety by *Phil Steele* in the '08 preseason.
- ▶ Bruton was named to '08 Jim Thorpe and Nagurski Award Watch List.

BABY BLANTON

- ▶ Freshman DB **Robert Blanton** became the fifth Irish freshman to ever return an interception for a touchdown last week against Purdue.
- ▶ Blanton not only recorded his first career interception, but also returned it 47 yards for a touchdown. He became the fifth Notre Dame freshman to ever return an interception for a touchdown.

Irish Freshman With Interception Returns for TD (since 1972)

Robert Blanton	47 yards	Sept. 27, 2008
Brian Smith	25 yards	Oct. 13, 2007
Bobby Leopold	57 yards	Sept. 25, 1976
Randy Harrison	44 yards	Oct. 26, 1974
Drew Mahalic	56 yards	Oct. 14, 1972

IRISH MISCELLANEOUS NOTES

IRISH TOP LATEST NCAA GRADUATION RATINGS

The University of Notre Dame ranks number one in the country in terms of graduating its student-athletes, according to statistics released in mid-October.

Whether measured by the federal government in its Department of Education report or by the NCAA through its newer Graduation Success Rate (GSR) numbers, graduation rates for Notre Dame student-athletes also rank among the national leaders in all major categories among all major football-playing colleges and universities. Notre Dame led the nation in the GSR ratings for all student-athletes (at 98, tied with the United States Naval Academy), while also ranking first in both the GSR and federal standings for female student-athletes (100 GSR, 93 federal) - as well as first in the federal listing for black student-athletes (84). Both the federal graduation-rate figures and the GSR numbers for Notre Dame student-athletes found the Irish ranked fourth or better nationally in five major categories among the 119 football-playing institutions in the NCAA Football Bowl Subdivision (formerly Division I-A).

The federally mandated NCAA Graduation-Rates Report, the 18th such survey issued by the association, covers students who enrolled between 1998 and 2001 at all Division I institutions. The federal graduation rates are based on the raw percentage of student-athletes who entered an institution and graduated within six years. Students who leave or transfer, regardless of academic standing, are considered non-graduates. All those receiving athletics aid are included in the statistics. All military academies are exempt from the federal survey because they do not offer grants-in-aid to student-athletes. The GSR was created to more accurately reflect actual graduation rates by including transfer data in the calculation. College and university presidents asked the NCAA to develop a new methodology that takes into account the mobility among students in today's higher education environment. Research indicates that approximately 60 percent of all new bachelor's degree recipients are attending more than one undergraduate institution during their collegiate careers.

In calculations listing all student-athletes in all sports, Notre Dame tied for first among the Bowl Subdivision football schools in the GSR figures, which were initiated in 2005 by the NCAA. The University's 98 percent GSR for all its student-athletes matched that for the U.S. Naval Academy. Using the federal formula, Notre Dame graduated a four-year average of 89 percent of its student-athletes, just behind Stanford at 91 percent.

Notre Dame graduated 93 percent of all women competing in varsity athletics, to rank first among its peer institutions (tied with Northwestern) based on the federal calculations. Among men, Notre Dame's 87 percent federal rate was second, behind only Stanford's 90 percent rate.

Notre Dame graduated 84 percent of its black student-athletes, ranking first nationally based on the federal rate, and Irish football players graduated at a 85 percent rate, to rank fourth. In the GSR standings, in addition to its number-one ranking for all student-athletes, Notre Dame finished tied for first among female student athletes at 100 (Vanderbilt and the U.S. Naval Academy also finished at 100), second among male student-athletes at 97 percent (behind the Naval Academy at 98), second among football players at 94 percent (behind the Naval Academy at 95), and second among black student-athletes at 96 percent (behind the Naval Academy at 98).

The NCAA also calculated graduation rates over a 10-year period (student-athletes who entered from 1992-93 through 2001-2002). During those 10 years, Notre Dame had 627 student-athletes who exhausted their eligibility - and 100 percent of them graduated within the allotted six-year period. By comparison, Northwestern had a 100 percent rate, Duke recorded 99 percent, and Boston College and Stanford both had 98 percent rates.

- ▶ Since the NCAA first published GSR numbers in 2005, here are the trends for Notre Dame in all 10 categories over the four years of graduation rates (includes ranking and raw graduation percentage; SA stands for student-athletes):

Category		2005	2006	2007	2008
All SAs	Fed.	1st at 90	2nd at 89	3rd at 89	2nd at 89
	GSR	2nd at 98	2nd at 98	1st at 98	1st at 98
Male SAs	Fed.	1st at 87	1st at 87	3rd at 85	2nd at 87

	GSR	2nd at 98	2nd at 97	2nd at 97	2nd at 97
Female SAs	Fed.	1st at 96	2nd at 94	1st at 94	1st at 93
	GSR	5th at 99	2nd at 99	1st at 100	1st at 100
Black SAs	Fed.	6th at 78	6th at 84	8th at 75	1st at 84
	GSR	6th at 93	3rd at 95	4th at 91	2nd at 96
Football SAs	Fed.	4th at 85	6th at 84	6th at 79	4th at 85
	GSR	2nd at 96	3rd at 95	3rd at 93	2nd at 94

All Student-Athletes

Federal Rate

1. Stanford, 91
2. **Notre Dame, 89**
3. Duke, 88
- (tie) Northwestern, 88
5. Boston College, 85
6. Penn State, 82
7. Vanderbilt, 79
- (tie) Rice, 79
- (tie) Michigan, 79
10. Wake Forest, 78

GSR

1. **Notre Dame, 98**
- (tie) U.S. Naval Academy, 98
3. Northwestern, 97
- (tie) Duke, 97
5. Boston College, 96
6. Stanford, 95
7. Vanderbilt, 94
8. U.S. Military Academy, 92
- (tie) Wake Forest, 92
- (tie) U.S. Air Force Academy, 92

Male Student-Athletes

Federal Rate

1. Stanford, 90
2. **Notre Dame, 87**
3. Duke, 85
4. Northwestern, 83
5. Boston College, 80
6. Vanderbilt, 77
7. Penn State, 75
8. SMU, 74
9. Wake Forest, 72
10. Rice, 71

GSR

1. U.S. Naval Academy, 98
2. **Notre Dame, 97**
3. Northwestern, 95
- (tie) Boston College, 95
- (tie) Duke, 95
6. Stanford, 94
7. U.S. Air Force Academy, 92
8. U.S. Military Academy, 91
- (tie) Vanderbilt, 91
10. Wake Forest, 89

Female Student-Athletes

Federal Rate

1. **Notre Dame, 93**
- (tie) Northwestern, 93
3. Duke, 92
4. Rice, 91
- (tie) Penn State, 91
- (tie) Stanford, 91
7. Michigan, 90
8. Boston College, 89
9. Miami (Ohio), 88
10. Wake Forest, 87

GSR

1. **Notre Dame, 100**
- (tie) Vanderbilt, 100
- (tie) U.S. Naval Academy, 100
4. Northwestern, 99
- (tie) Duke, 99
- (tie) Rice, 99
7. Wake Forest, 98
- (tie) Illinois, 98
- (tie) Boston College, 98
10. Penn State, 97
- (tie) Bowling Green, 97

Black Student-Athletes

Federal Rate

1. **Notre Dame, 84**
2. Wake Forest, 82
- (tie) Stanford, 82
4. Northwestern, 81
5. Vanderbilt, 77
- (tie) Duke, 77
7. Penn State, 76
8. Boston College, 72
- (tie) Rice, 72
10. Marshall, 69
- (tie) Southern Mississippi, 69

GSR

1. U.S. Naval Academy, 98
2. **Notre Dame, 96**
3. Northwestern, 94
4. Wake Forest, 89
- (tie) Duke, 89
6. U.S. Air Force Academy, 86
- (tie) Vanderbilt, 86
8. Stanford, 85
9. Boston College, 84
10. U.S. Military Academy, 82

Football Student-Athletes

Federal Rate

1. Stanford, 89
2. Boston College, 88
3. Duke, 86
4. **Notre Dame, 85**
5. Vanderbilt, 81
6. Northwestern, 78
7. Nebraska, 75
- (tie) Penn State, 75
9. Cincinnati, 73
10. Rice, 71

GSR

1. U.S. Naval Academy, 95
2. **Notre Dame, 94**
3. Stanford, 93
4. Northwestern, 92
- (tie) Boston College, 92
- (tie) Duke, 92
7. Vanderbilt, 91
8. U.S. Air Force Academy, 90
9. U.S. Military Academy, 87
10. Wake Forest, 83
- (tie) Miami (Ohio), 83

HOLTZ TO COACH LEGENDS IN NOTRE DAME JAPAN BOWL 2009

Former University of Notre Dame head coach and College Football Hall of Fame Class of 2008 member Lou Holtz will lead the Fighting Irish Legends onto the field when he coaches in what he promises will be "one last game."

Holtz will take charge of the Legends, an alumni team made up of former Fighting Irish football players, for the NOTRE DAME JAPAN BOWL 2009 to be played at the 55,000-seat Tokyo Dome in Japan's capital city on Saturday, July 25, 2009. The game against the Japanese national team will be the highlight of an eight-day visit to Tokyo to celebrate the 75th anniversary of the Japan American Football Association (JAFA).

The Fighting Irish Legends will meet for a two-day mini camp in South Bend on July 17 and 18 next year, before heading east from July 19 to 26 as unique sporting ambassadors in Japan.

Holtz has named former Georgia Tech, East Carolina and Wyoming veteran head coach Bill Lewis as his assistant head coach and defensive backs coach. Lewis spent nine years on the staff of the Miami Dolphins was as an assistant head coach and defensive backs coach at the University of Notre Dame. Former Notre Dame running back Reggie Brooks, who played for Holtz as a member of the Irish team from 1989-92 and now handles Notre Dame football alumni relations for the Notre Dame Monogram Club, is charged with recruiting the Fighting Irish Legends playing staff. Invitations are being sent out to former players, focusing on those who played at Notre Dame during the past decade. Details of the Fighting Irish Legends roster and additions to the coaching staff will be announced in the coming months.

This marks the fifth international experience for the Notre Dame football program:

- ▶ The Notre Dame freshman football team played in Mexico City, Mexico, in 1971.
- ▶ The Irish defeated Miami 40-15 in the Mirage Bowl (the regular-season finale that year) at National Olympic Stadium in Tokyo, Japan, on Nov. 24, 1979. Vagas Ferguson carried 35 times for 177 yards and three touchdowns.
- ▶ 19th-ranked Notre Dame defeated Navy 54-27 at Croke Park in Dublin, Ireland, in a regular-season game played Nov. 2, 1996 - behind Autry Denson's 123 rushing yards and two TDs.
- ▶ An Irish alumni team won 14-10 against the Hamburg Blue Devils at Volksparkstadion in Hamburg, Germany, on July 8, 2000 - thanks to an end-zone interception by Ivory Covington on the final play of the game.

MIKE ANELLO NAMED TO ACADEMIC ALL-DISTRICT TEAM

Senior defensive back Mike Anello was named to the ESPN The Magazine/CoSIDA Academic All-District Team for District 5. Anello now gets placed on the national ballot for the ESPN The Magazine/CoSIDA Academic All-America Team.

Anello owns a 3.93 cumulative grade point average (GPA), qualifying him for the dean's list, and is a finance major in Notre Dame's Mendoza College of Business. He has earned dean's list recognition every semester at Notre Dame and is scheduled to graduate this December in 3.5 years.

Anello owns a 4.0 GPA in his major courses and is a member of Beta Gamma Sigma, the business honors society.

After joining the squad as a walk-on in 2007 and making six tackles on special teams in eight games, Anello (Orland Park, Ill.) was awarded a scholarship this fall and has made quite a name for himself this season.

Anello is tied for 11th on the Irish in tackles with 17, including 12 solo stops, despite playing exclusively on special teams. He not only has recorded six multi-tackle games, but Notre Dame's opponents have a total of 57 punt (18) or kickoff (39) returns in 2008 and Anello has registered a tackle on 17 of those 58 opportunities.

Anello's top performance of the season came against Michigan earlier this season when he registered three tackles, two solo, as well as forced a fumble and fumble recovery. He also nearly recovered a second Wolverine fumble on a punt.

YOUNG RECEIVED HARVEY G. FOSTER AWARD

Bryant Young, a 1994 Notre Dame graduate and former Irish and professional football player, received the Harvey G. Foster Award during a halftime ceremony at the Notre Dame-San Diego State game Sept. 6. The Foster Award is given annually to a Notre Dame graduate distin-

guished for athletic endeavors and community service.

An All-American defensive tackle for the Irish, Young played for 13 years with the San Francisco 49ers before retiring last year with 89 career sacks. His NFL accolades include Defensive Rookie of the Year, four Pro-Bowl and All-Pro honors, selection to the 1990s All Decade Team and Comeback Player of the Year after suffering a potentially career-ending leg injury in 1999. Last year, Young's teammates voted him the winner of the Len Eshmont Award, the team's most prestigious honor for inspirational and courageous play, for a record eighth time. No other player in 49ers history has won the award more than twice.

Young and his wife, Kristin (also a 1994 Notre Dame graduate), established the Young Dreams Foundation, which benefits youth organizations in San Francisco and Chicago. The supports summer youth football camps and college tuition for San Francisco Bay-area students. In addition, the Youngs have established several scholarships at Notre Dame for San Francisco and Chicago students.

For his philanthropic efforts, Young was named USA Today's Most Caring Athlete in 2000 and was nominated as one of the 10 Most Influential African-Americans in the Bay area.

ROCKNE AND YONTO

They represent two of the most storied names in Fighting Irish annals when it comes to coaching football at Notre Dame.

That Irish football family lost two individuals with major connections to the University's coaching tree late this past summer with the deaths of Jack Rockne and Joe Yonto.

Rockne was the last remaining child of legendary Irish coach Knute Rockne. A long-time South Bend resident, Jack had been closely involved with Notre Dame athletics in recent years through the athletic department's Rockne Heritage Fund. Though never associated with football the way his famous father was, he had been a frequent fan at Irish home games of late. In 2006 he received an honorary monogram from the Notre Dame Monogram Club in recognition of his contributions and dedication to the University.

Yonto made his name as the long-time Notre Dame defensive line coach, beginning in 1964 when Ara Parseghian came to town and continuing on Dan Devine's staff and several years under Lou Holtz. When he wasn't coaching on the field, he worked under athletics directors Gene Corrigan and Dick Rosenthal as a special assistant to the athletics director while helping administer the football program. Yonto coached a glossy list of All-Americans and first-round NFL draft picks, including the likes of Alan Page, Mike McCoy, Walt Patulski and Ross Browner. Rockne and Yonto.

They were loyal sons of Notre Dame. They will be missed.
-- John Heisler

TEAM ECLIPSES 3.0 GPA FOR SIXTH STRAIGHT SEMESTER

Members of the 2007-08 Notre Dame football team combined to post a semester grade-point average above 3.0 during the '08 spring semester, marking the sixth straight semester (and the first six times in recorded history) that the Irish football team has topped the 3.0 GPA level as a group.

Fifty-four of the 104 players registered at least a 3.0 mark for the '08 spring semester and 53 members of the team currently have a cumulative GPA of at least a 3.0.

Fourteen members of the team earned a place on the Dean's List and the team's current cumulative GPA is over 3.0.

Statistics for the semester cumulative GPAs of the football team were not kept prior to 1992, but before Weis' arrival in 2005, the previous best semester cumulative GPA was 2.911. Beginning with the '05 fall semester, the Irish football team has recorded over a 3.0 combined GPA in each semester.

Weis' first team in 2005 surpassed the 3.0 mark for the first time ever with a 3.044 combined GPA in the fall semester of '05. At that time, that marked the highest figure ever attained by the football team. Then, the Notre Dame players followed that up with a combined and unprecedented 3.072 mark in the spring semester of '06.

The fall semester of '06 saw the Irish football team post a 3.041 cumulative GPA and 61 of the 104 players achieved at least a 3.0 during that semester. In the spring of '07, Irish players improved on that and recorded a 3.043 combined GPA.

NEW SCHOLARSHIPS

Former Notre Dame walk-on and current senior OC **Thomas Bemenderfer** was elevated to scholarship status prior to the start of the 2008 season, as was junior P **Eric Maust** and senior CB **Mike Anello**.

Anello (Orland Park, Ill.) earned the scholarship following a sensational 2007 season. Anello was a starting gunner on the punt coverage team and tallied six tackles. He is currently involved in many of the special teams units for the 2008 season. Anello owns a 3.93 cumulative grade-point average (GPA), qualifying him for the dean's list, and is a finance major in Notre Dame's Mendoza College of Business.

Bemenderfer (Mishawaka, Ind.) earned a scholarship for the second straight season. He began his college career as a scholarship athlete at Northwestern University before transferring to Notre Dame for the 2006-07 school year. He is currently listed as the backup center. A member of the dean's list, Bemenderfer is enrolled in pre-professional studies in the College of Science and has a 3.762 GPA.

Maust (Alpharetta, Ga.) filled in at punter during the 2007 season and averaged a team-high 42.1 yards on 21 punts, landing nine inside the 20 with only one touchback. A junior from Atlanta, Ga., Maust enters the 2008 season as the starting punter for the Irish. He is also one of the top pitchers for Notre Dame's baseball team and recorded a 6-3 record last season. Maust is enrolled in the Mendoza College of Business, majoring in finance, and owns a 3.153 GPA.

CRUM JR. ONE OF 10 FINALISTS FOR LOWE'S SENIOR CLASS AWARD

Fifth-year senior linebacker Maurice Crum Jr. has been chosen one of 10 finalists for the 2008 Lowe's Senior CLASS Award, announced Thursday. Crum is the fourth Irish student-athlete nominated this fall joining men's soccer player Matt Besler and women's soccer players Brittany Bock and Kerri Hanks.

The inaugural class of finalists for the NCAA football division of the Lowe's Senior CLASS Award was announced today, launching a nationwide balloting process to determine the 2008 recipient for the honor that combines on-field and off-field achievements for NCAA Division I football seniors in the Bowl Subdivision.

An acronym for Celebrating Loyalty and Achievement for Staying in School, the Lowe's Senior CLASS Award focuses on the total student-athlete and encourages those leaders to use their platform in athletics to make a positive impact on their circle of influence.

Crum graduated last May from Notre Dame with a degree in sociology and is currently enrolled in the graduate studies program. Besides taking part in several community service activities around campus during his tenure at Notre Dame, Crum spent a week in Ghana in June where he helped put together a library and computer lab at an orphanage. From June 10-18, Crum joined eight other students and adults in Accra, Ghana and helped establish a new computer lab with 14 computers, two printers and seating for 24 students. They also brought approximately 2,000 books for the new library and participated in a dedication ceremony involving government and local leaders.

On the football field, Crum is in his second year as captain of the Fighting Irish football team and became just the 17th two-time captain in the football team's history. His 34 tackles is tied for third on the team and he has started all 43 games in his career to this point. Crum has totaled 275 career tackles and needs 25 more stops to become the ninth player in Irish history to record 300 career tackles.

Joining Crum as 2008 finalists for the NCAA football division are: tight end Travis Beckum (University of Wisconsin - Madison), offensive lineman Jeff Byers (University of Southern California), quarterback Chase Clement (Rice University), quarterback Chase Daniel (University of Missouri - Columbia), linebacker James Laurinaitis (The Ohio State University), center Alex Mack (University of California - Berkeley), defensive tackle Darryl Richard (Georgia Tech University), punter/kicker Louie Sakoda (University of Utah), and kicker Austin Starr (Indiana University).

These 10 senior student-athletes will be placed on the official ballot for a nationwide vote beginning today and concluding December 10th. Votes from coaches and media will be coupled with fan balloting to determine the recipient of the award. Fans can vote online during this time period at www.seniorclassaward.com. For the first time in the award's history, text voting will also be available starting Saturday, October 25th. To vote for Crum via text, fans will send the text code FB4 to 839863.

FATHER RIEHLE PASSES

Rev. James Riehle, C.S.C., longtime executive director of the Notre Dame Monogram Club and chaplain to University of Notre Dame athletics teams for nearly three decades, died this morning at Holy Cross House on the Notre Dame campus following a brief illness. He was 83.

Riehle served as Monogram Club executive director from 1978 through 2002, and then continued to work with the club in an emeritus role. He began as the chaplain for the athletic department in 1966, officially earning the title in 1973. His first football game as Notre Dame team chaplain was the famous 10-10 tie with Michigan State in '66.

"Father was a true Notre Dame man who dedicated his life to his faith and to the University," said current Monogram Club executive director Jim Fraleigh.

"He touched the lives of thousands of Notre Dame students and student-athletes -- and he was the driving force behind the initiatives of the Monogram Club."

A 1949 graduate of Notre Dame, Riehle earned his bachelor's degree in business administration and then studied theology at Holy Cross College in Washington, D.C., from 1960-64. He earned his master's in business administration from Notre Dame in 1978.

Riehle was ordained as a deacon at the Shrine of the Immaculate Conception in Washington, D.C., in 1963. On June 10, 1964, he was ordained as a priest in Notre Dame's Sacred Heart Church. His first assignment was as chaplain for Dillon Hall before he went to Sacred Heart Parish in New Orleans, La. In 1966, Riehle returned to Notre Dame as the assistant dean of students and rector of Sorin Hall. He assumed the dean of students post in 1967 and served in that capacity until 1973. For 12 years, until 1985, Riehle served as rector of Pangborn Hall.

Born Nov. 25, 1924, and originally from Saginaw, Mich., Riehle held several posts at the University, including chairman of the board of directors for the University Club (1971-77) and director of energy conservation (1973-93).

In recognition of his contributions to the athletic department and the University of Notre Dame, he was honored with the 2001 Moose Krause Man of the Year Award by the Monogram Club -- and the intramural fields located on the north end of the campus (just east of Stepan Center) were named in his honor.

The Monogram Club fund that assists former Irish athletes with their children to attend Notre Dame is named the Brennan-Boland-Riehle Scholarship Fund in his honor.

Formerly an enthusiastic hockey player and long an avid cigar-smoker and golfer, Riehle played the role of Notre Dame football team chaplain in the movie "Rudy." He also starred in an adidas commercial in which he facetiously asked former Irish quarterback Joe Montana, "What have you been doing since you left the University?"

THEISMANN TO BE GUEST SPEAKER AT 2008 FOOTBALL BANQUET

Former University of Notre Dame football All-American and College Football Hall of Fame quarterback Joe Theismann will serve as the guest speaker for the 88th University of Notre Dame Football Banquet.

The banquet, sponsored by the Notre Dame Club of St. Joseph Valley, will be held Friday, Dec. 5, 2008, in the north dome of the Joyce Center on the Notre Dame campus. A reception and silent auction in the Monogram Room both begin at 5:45 p.m. EST and the dinner begins at 7:00 p.m. EST.

The program will include a video tribute to the 2008 Irish squad - as well as a series of awards honoring members of the Notre Dame team. Tickets are now on sale at \$42 each (a table for eight is \$336) and can be ordered at the Joyce Center second-floor ticket window, by phone (VISA, MasterCard or American Express) by calling 574-631-7356 (fax to 574-631-0854), or by writing to Ticket Office, 113 Joyce Center, Notre Dame, IN 46556.

Order forms also can be printed from Notre Dame's athletic web site by clicking here. Checks should be made payable to University of Notre Dame Football Banquet. Requests must be received by Friday, Nov. 28, 2008. All tickets will be distributed through Joyce Center will call on the concourse on the night of the event (enter Gate 1). Proceeds benefit the Notre Dame Club of St. Joseph Valley Scholarship Fund.

A 2003 inductee into the College Football Hall of Fame, Theismann played for the Irish from 1968-70 as a 6-0, 170-pound quarterback from South River, N.J. A first-team All-America selection as a senior in '70 by

both the Associated Press and Football News, he ended up runner-up that year in the Heisman Trophy balloting to winner Jim Plunkett of Stanford.

As a senior in '70, Theismann led the Irish to a 10-1 record and a Cotton Bowl victory over top-rated Texas with its 30-game win streak. Also an Academic All-American in '70, Theismann in 1990 was inducted into the Verizon Academic All-America Hall of Fame.

He still holds Irish all-time records for pass completions in a game (33 vs. USC in '70), passing yards in a game (526 vs. USC in '70) - and he ranked sixth all-time in career passing yards (4,411) and fifth in career TD passes (31). In his Notre Dame career, he completed 290 of 509 passes (.569) for 4,411 yards and 31 TDs. He also rushed 316 times for 1,043 yards and 16 TDs.

A fourth-round draft pick of the Miami Dolphins in the 1971 NFL Draft, Theismann went on to a Pro Bowl career with the Washington Redskins, playing in two Super Bowls and winning one in 1983. He was selected the NFL MVP in 1983 and the NFL Man of the Year in 1982. He retired from the NFL after the '85 season (he played 1974-85), having thrown for 25,206 career yards and 160 TDs and rushed for another 1,815 yards and 17 TDs.

He spent many years as an ESPN NFL analyst and also owns a restaurant in Alexandria, Va.

Theismann added another award to his trophy case recently when he was named the 2008 Davey O'Brien Legends Award recipient. The award, which was started in 2001, is given to a quarterback who has made major contributions to the game on and off the field each year.

Theismann, who also was selected as a baseball shortstop by the Minnesota Twins in the 1971 MLB draft, went north to play in the Canadian Football League and threw for more than 6,000 yards and 40 TDs in three seasons.

NOTRE DAME AND ISP JOIN TO PRODUCE FOOTBALL RADIO NETWORK

The University of Notre Dame and ISP Sports, have approved a new, 10-year business partnership in which ISP will become the new exclusive national rights-holder for Notre Dame football radio broadcasts.

The Notre Dame-ISP relationship will begin with the 2008 season and extend through the 2017 season -- with ISP managing, producing and syndicating Notre Dame's national football radio network.

ISP, the largest collegiate-only sports marketing firm in the country, represents athletics marketing and multi-media rights for more than 40 Division I-A universities, five major conferences (including two Bowl Championship Series conferences, the BIG EAST Conference and the Atlantic Coast Conference) and two postseason football bowl games.

ISP takes over for Westwood One, which had held Irish football radio rights since 1968, originally as the Mutual Broadcasting Company.

ISP has named Ron Murphy the general manager for the Notre Dame ISP Sports Network. Murphy brings over 30 years of advertising sales and management experience, having worked for several notable companies such as CBS, Yankee Entertainment and Sports (Y.E.S.) and FOX Sports Net.

Murphy joins ISP's team of more than 250 professional sales people dedicated to the collegiate market, with relationships with more than 800 radio stations (and more than 100 television stations) around the country.

Headquartered in Winston-Salem, N.C., ISP has nearly 50 sales offices around the country. Sutton founded the company in 1992. Among ISP clients are seven ACC athletic programs (Boston College, Clemson, Florida State, Georgia Tech, Miami, Virginia Tech, Wake Forest), five from the BIG EAST (Cincinnati, Pittsburgh, South Florida, Syracuse, Villanova), five from the Southeastern Conference (Alabama, Auburn, Georgia, South Carolina, Vanderbilt) and three from the Pacific-10 Conference (California, UCLA, Washington). In 2007, the BIG EAST Conference and ISP announced a six-year agreement involving virtually all conference marketing and sales.

Notre Dame remains the only college football program to have its games broadcast on a truly national radio network of linear stations. Joe Boland, former sports director at WSBT in South Bend, originated the Irish Football Network in 1948. In 1956, the Mutual Broadcasting System first carried Notre Dame games on approximately 560 stations. From 1958-67, the ABC Radio Network carried Irish games on a similar-sized network. Mutual began carrying Notre Dame games again in 1968 (that year with 253 affiliates). Mutual eventually became Westwood One (now a publicly held company managed and partly owned by CBS Radio).

NOTRE DAME, NBC EXTEND FOOTBALL CONTRACT THROUGH 2015

The University of Notre Dame and NBC Sports have reached agreement on a new five-year contract giving NBC the rights to televise Irish home football games from 2011 to 2015, extending the partnership between the University and network to 25 years.

A joint announcement of the extension was made on June 19 by NBC Sports & Olympics chairman Dick Ebersol, NBC Sports president Ken Schanzer and Notre Dame's president, Rev. John I. Jenkins, C.S.C.

Each season from 2011 to 2015, NBC will televise seven games at Notre Dame Stadium and an additional eighth off-site game airing in prime time.

Revenues from the NBC contract have played a key role in Notre Dame's financial aid endowment since the start of the relationship in 1991. University officers decided then to use a portion of the football television contract revenue for undergraduate scholarship endowment (not athletic scholarships). To date, some 2,400 Notre Dame undergraduate students have received nearly \$26 million in aid.

The University also has committed NBC revenues to endow doctoral fellowships in its Graduate School and MBA scholarships in its Mendoza College of Business.

The revenue generated through the NBC contract is a primary reason why Forbes magazine has recognized the substantial financial contributions made by Irish athletics to the University's academic enterprise. In a 2007 survey, Forbes reported that the Notre Dame football program returns \$21.1 million to academic initiatives, a total that is more than the survey's next five programs combined.

NBC has been televising Irish home games since 1991, and this marks the fifth of a series of five-year agreements with Notre Dame. The original agreement covered the seasons from 1991 through 1995. The first five-year extension (announced in 1994) covered 1996 to 2000, the second extension (announced in May '97) covered 2001 to 2005, and the third extension (announced in December '03) covered 2006 to 2010.

SPECIAL DESIGNATION HOME FOOTBALL GAMES ANNOUNCED FOR 2009

The University of Notre Dame athletics department has announced the special designation home football games for the 2009 season:

Sept. 5, 2009	Nevada	SENIOR ALUMNI GAME
*Nov. 7/21, 2009	Navy/Connecticut	PARENTS GAME
Nov. 7/21, 2009	Navy/Connecticut	ALUMNI FAMILY

*Please note that there have been some changes to the special designation games for 2009, as detailed below.

Notre Dame contributing alumni who graduated 35 or more years ago receive priority status on their alumni ticket application for the designated Senior Alumni game (Sept. 5 vs. Nevada). In the event that demand from senior alumni again exceeds supply, as in recent years, tickets will be allotted in descending order to the most senior alumni. For example, tickets will be assigned first to those in the 50-year club and then descending in years since graduation. It is a priority of the University to make as many tickets as possible available to the Senior Alumni population.

For 2009, parents of returning Notre Dame undergraduate students may apply for up to four tickets to each of two home football games (Nov. 7 vs. Navy and Nov. 21 vs. Connecticut). Parents will be guaranteed to receive tickets to at least one game. If you choose to apply for both parent offerings, one of your games, based on demand, will be subject to the general lottery.

The Parent games for incoming (first-year and transfer) students will be determined at a later date, based on demand and availability. Those games will be announced in June 2009.

For the designated Alumni Family games (Nov. 7 vs. Navy and Nov. 21 vs. Connecticut), contributing alumni have the option to apply for up to four tickets on their lottery application for those games only.

Minimums and qualifications apply for all contributing alumni. If you have questions about your alumni status, please contact the Alumni Files Office at 574-631-7959.

Please call the Notre Dame ticket office for more information. A detailed brochure will be sent with your application in late April. The Notre Dame ticket office can be reached at 574-631-7356, or online at www.und.com/tickets.

**Notre Dame vs. USC
Series History**

Notre Dame leads 42-32-5

In Notre Dame: Notre Dame leads 23-12-1
In Los Angeles: USC leads 20-17-4
Neutral: Notre Dame leads 2-0.
Longest Notre Dame Win Streak: 11 (1983-93)
Longest USC Win Streak: 6, (2002-present)
Largest Margin of Victory: 51 (51-0), 1966 in Los Angeles
Largest Margin of Defeat: 38, (2007 in Los Angeles)

Site	Year	Rank	W/L	ND	USC	Site	Year	Rank	W/L	ND	USC
	1926		W	13	12	*	1969	11-3	T	14	14
SF	1927		W	7	6		1970	4-	L	28	38
	1928		L	14	27	*	1971	6-	L	14	28
SF	1929		W	13	12		1972	10-1	L	23	45
	1930		W	27	0	*	1973	8-6	W	23	14
*	1931		L	14	16		1974	5-6	L	24	55
	1932		L	0	13	*	1975	14-3	L	17	24
*	1933		L	0	19		1976	13-3	L	13	17
	1934		W	14	0	*	1977	11-5	W	49	19
*	1935		W	20	13		1978	8-3	L	25	27
	1936	9-	T	13	13	*	1979	9-4	L	23	42
*	1937	9-	W	13	6		1980	2-17	L	3	20
	1938	1-8	L	0	13	*	1981	-5	L	7	14
*	1939	7-4	L	12	20		1982	-17	L	13	17
	1940		W	10	6	*	1983		W	27	6
*	1941	4-	W	20	18		1984	-14	W	19	7
	1942	8-14	W	13	0	*	1985		W	37	3
*	1946	2-16	W	26	6		1986	-17	W	38	37
	1947	1-3	W	38	7	*	1987	10-	W	26	15
	1948	2-	T	14	14		1988	1-2	W	27	10
*	1949	1-17	W	32	0	*	1989	1-9	W	28	24
	1950		L	7	9		1990	7-18	W	10	6
*	1951	-20	W	19	12	*	1991	5-	W	24	20
	1952	7-2	W	9	0		1992	5-19	W	31	23
	1953	2-20	W	48	14	*	1993	2-	W	31	13
*	1954	4-17	W	23	17		1994	-17	T	17	17
	1955	5-	L	20	42	*	1995	17-5	W	38	10
	1956	-17	L	20	28		1996	10-	L (ot)	20	27
*	1957	12-	W	40	12	*	1997		L	17	20
	1958	18-	W	20	13		1998	9-	L	0	10
*	1959	-7	W	16	6	*	1999		W	25	24
	1960		W	17	0		2000	11-	W	38	21
*	1961	8-	W	30	0	*	2001		W	27	16
	1962	-1	L	0	25		2002	7-6	L	13	44
*	1963	-7	W	17	14	*	2003	-5	L	14	45
	1964	1-	L	17	20		2004	-1	L	10	41
*	1965	7-4	W	28	7	*	2005	9-1	L	31	34
	1966	1-10	W	51	0		2006	6-3	L	24	44
*	1967	5-1	L	7	24	*	2007	-13	L	0	38
	1968	9-2	T	21	21						

**Notre Dame vs. USC Statistics
(2008 Statistics)**

Notre Dame	Category	USC
223	First Downs	223
82	By Rushing	101
118	By Passing	112
23	By Penalty	10
63-567	Penalties-Yards	83-753
20-10	Fumbles-Lost	19-8
375	Rushing Attempts	388
1,311	Rushing Yards	2,088
3.5	Yards Per Rush	5.4
119.2	Rushing Yards Per Game	208.8
397-236-15	Attempts-Completions-INT	287-185-8
2,736	Passing Yards	2,422
248.2	Passing Yards Per Game	242.2
772	Total Offensive Plays	675
4,047	Total Offense	4,510
367.9	Total Offense Per Game	451.0
269	Total Points	384

USC HEAD COACH PETE CARROLL: Energetic and charismatic eighth-year USC head football coach Pete Carroll has returned the Trojan football program to national prominence.

He is 76-14 (84.4%) in 7 years (2001-2007) as a college head coach (all at USC), the best winning percentage of any current Division I coach with at least 5 years of experience. He reached 50 career USC wins faster than any head coach in Trojan history. His losses have been by a total of 59 points (4.2 average) and only 1 was by more than a touchdown (it was by 11 points). After starting off his Trojan career 2-5, he has gone 74-9 (89.2%) with a pair of national championships (2003-04). He is 49-9 in Pac-10 games, giving him an 84.5% winning mark (a league record).

His teams have been ranked in the AP Top 25 for the past 78 games, a school record. He is 23-0 in November. He has 28 victories over AP Top 25 teams (28-7 overall, 80.0%). His teams have won an unprecedented 6 consecutive Pac-10 titles and appeared in a NCAA record 6 consecutive BCS bowls (including a pair of BCS Championship Games). His teams have recorded at least 11 victories in each of the past 6 seasons, an NCAA record, and finished ranked in the AP Top 4 in each of those seasons. USC's 13 (2004), 25 (2003-04 and 2004-05), 37 (2003-05), 48 (2002-05 and 2003-06) and 59 (2002-06, 2003-07) wins during 1-, 2-, 3-, 4- and 5-year spans represent the winningest periods in Trojan history.

Under Carroll, USC is riding winning streaks in 23 November games, 14 September games, 11 non-conference home games and 8 non-conference road games (not including 5 neutral site contests). His USC teams also had a number of other since-broken winning streaks: a Pac-10 record 35 consecutive home games, Pac-10-record 34 overall games, a Pac-10-record 27 Pac-10 games, a Pac-10 record 24 consecutive league home games, a school-record 18 road games (not including 4 neutral site contests), 18 October games, 16 non-conference games, 16 games against AP Top 25 teams and a school-record 13 Pac-10 road games. His Trojans also set a no-longer-active NCAA record by scoring at least 20 points in 63 consecutive games. USC was AP's No. 1 team for a national-record 33 straight polls (including 2 pre-season polls) and was ranked in the AP Top 10 for a school-record 63 consecutive games. He has gone 12-2 against traditional rivals Notre Dame and UCLA.

Also under Carroll, USC is the first school to have 3 Heisman Trophy winners in a 4-year span. Carroll has produced 30 All-American first teamers and 42 NFL draft picks (including 11 first rounders, with a No. 1 selection in Carson Palmer and a No. 2 in Reggie Bush). His last 6 recruiting classes have been ranked in the Top 10 nationally (including first 5 times by some experts). He also served as USC's defensive coordinator in his first 5 seasons at Troy.

Notre Dame vs. Pac-10 Schools

School	Won	Lost	Tied	Pct.
Arizona	2	1	0	.667
Arizona State	2	0	0	1.000
California	4	0	0	1.000
Oregon	1	0	1	1.000
Oregon State	0	2	0	.000
Stanford	17	6	0	.739
UCLA	4	0	0	1.000
USC	42	32	5	.563
Washington	7	0	0	1.000
Washington State	1	0	0	1.000
TOTALS	80	41	6	.654

A QUICK LOOK AT USC

► USC (9-1) enters the matchup with Notre Dame riding a seven-game winning streak. The Trojans have allowed more than 21 points in a game just once this season and

Active Notre Dame Players Against USC																		
JAMES ALDRIDGE						PAT KUNTZ												
Rushing	Att	Yds	TD	Lg	Avg.	UA	A	Total	TFL-Yds	Scks	PD	FF	FR	INT				
2006	2	0	0	1	0.0	0	0	0	0.0-0	0.0-0	0	0	0	0-0				
ARMANDO ALLEN						TERRAIL LAMBERT												
Rushing	Att	Yds	TD	Lg	Avg.	UA	A	Total	TFL-Yds	Scks	PD	FF	FR	INT				
2007	11	58	0	11	5.3	1	1	2	0.0-0	0.0-0	0	0	0	0-0				
Kick Returns	Att	Yds	TD	Lg	Avg.	KYLE MCCARTHY												
2007	3	72	0	33	24.0	UA	A	Total	TFL-Yds	Scks	PD	FF	FR	INT				
JUSTIN BROWN						RAESHON MCNEIL												
UA	A	Total	TFL-Yds	Scks	PD	FF	FR	INT	UA	A	Total	TFL-Yds	Scks	PD	FF	FR	INT	
2005	0	1	1	0.0-0	0.0-0	0	0	0	0-0	0	0	0	0	0	0	0	0-0	
2007	2	1	3	0.0-0	0.0-0	0	0	0	0-0	2	1	3	0.0-0	0.0-0	0	0	0-0	
Total	2	2	4	0.0-0	0.0-0	0	0	0	0-0	Total	2	1	3	0.0-0	0.0-0	0	0	0-0
SERGIO BROWN						DAVID BRUTON												
UA	A	Total	TFL-Yds	Scks	PD	FF	FR	INT	UA	A	Total	TFL-Yds	Scks	PD	FF	FR	BLK	
2007	0	1	1	0.0-0	0.0-0	0	0	0-0	2007	1	1	2	0.0-0	0.0-0	0	0	0	0
DAVID GRIMES						KERRY NEAL												
Rushing	Att	Yds	TD	Lg	Avg.	UA	A	Total	TFL-Yds	Scks	PD	FF	FR	INT				
2005	2	8	0	8	4.0	2007	1	2	3	0.0-0	0.0-0	0	0	0-0				
2006	1	2	0	2	2.0	ROBBY PARRIS												
2007	0	0	0	0	0.0	Receiving	Att	Yds	TD	Lg	Avg.							
Total	3	10	0	8	3.3	2007	3	15	0	6	5.0							
Receiving	Att	Yds	TD	Lg	Avg.	JOHN RYAN												
2005	0	0	0	0	0.0	UA	A	Total	TFL-Yds	Scks	PD	FF	FR	INT				
2006	2	34	0	27	17.0	2007	2	2	4	0.0-0	0.0-0	0	0	0-0				
2007	0	0	0	0	0.0	ASAPH SCHWAPP												
Total	2	34	0	27	17.0	Rushing	Att	Yds	TD	Lg	Avg.							
Kick Returns	Att	Yds	TD	Lg	Avg.	2005	0	0	0	0	0.0							
2005	2	36	0	21	18.0	2007	1	1	0	1	1.0							
2006	2	35	0	18	17.5	Total	1	1	0	1	1.0							
2007	0	0	0	0	0.0	Receiving	Att	Yds	TD	Lg	Avg.							
Total	4	71	0	21	23.7	2005	1	1	0	1	1.0							
ROBERT HUGHES						2007	0	0	0	0	0.0							
Rushing	Att	Yds	TD	Lg	Avg.	Total	1	1	0	1	1.0							
2007	4	3	0	4	0.8	EVAN SHARPLEY												
DUVAL KAMARA						Rushing	Att	Yds	TD	Lg	Avg.							
Receiving	Att	Yds	TD	Lg	Avg.	2007	8	-31	0	9	-3.9							
2007	4	33	0	11	8.2	Passing	A-C-I	Yds	TD	Lg								
BRANDON WALKER						2007	33-17-1	117	0	22								
Field Goals	Made	Att	Long	Pct.														
2007	0	1	0	0.0														

have held their opponents to seven points or less on six different occasions. USC opened the season with a 52-7 victory at Virginia. The top-ranked Trojans then returned home for a top five showdown with fifth-ranked Ohio State. USC fell behind 3-0 following the Buckeyes opening drive of the game, but scored 35 unanswered points to run away with a 35-3 rout. The Trojans then hit the road to Oregon State in hopes of avenging last season's loss in Corvallis, but the Beavers opened USC, 27-21. The Trojans have taken off since the loss to Oregon State. USC has dominated Oregon (44-10), Arizona State (28-0), Washington State (69-0), Arizona (17-10), Washington (56-0), Cal (17-3) and Stanford (45-23). USC has pitched three shutouts and allowed just five touchdowns over its last seven games.

► USC rallied from a 17-10 second quarter deficit to pull away from Stanford for a 45-23 victory on Nov. 15. The Trojans outscored the Cardinal 28-6 in the second half to close the scoring. Stanford was looking for its second straight shocking upset of the Trojans after upending the top-ranked Trojans a year ago in Los Angeles. USC's C.J. Gable made sure there wouldn't be a second Stanford stunner. Gable returned a kickoff 93 yards for a touchdown and ran for another score to help the sixth-ranked Trojans overcome an early deficit and avenge last year's shocking loss to the Cardinal. Mark Sanchez added two touchdown passes and Stafon Johnson ran for two scores for the Trojans, who had their season ruined a year ago when they lost as a 41-point home favorite, 24-23 to the Cardinal.

► USC enters Saturday's game with the 18th-ranked rushing offense, 34th-ranked passing offense, 16th-ranked total offense and 12th-ranked scoring offense. The Trojans are averaging 208.80 yards per game on the ground, 242.20 yards in the air, 451.00 total yards and 38.40 points per game. Gable leads the USC ground game with 574 yards (57.4 ypg), but Johnson and McKnight have added 569 and 484 yards rushing, respectively. Gable and Johnson have each rushed for seven touchdowns. The trio has combined for 1,627 yards, 14 touchdowns and average 6.4 yards per carry. Sanchez has completed 64.8 percent of his passes (173-of-267) for 2,258 yards, 26 touchdowns and seven interceptions. Damian Williams has been the favorite target for USC quarterbacks with 38 catches, 553 yards and six touchdowns. Patrick Turner has 34 receptions for 503 yards and eight touchdowns.

► The USC defense ranks second in total defense (222.50/game), first in pass defense (132.30/game), first in scoring defense (8.30/game) and sixth in rush defense (90.20/game). The Trojans have totaled 24 sacks. Kyle Moore and Brian Cushing lead the team with 8.5 and 8.0 tackles for loss respectively.

► USC's kicking game has been handled by David Buehler. He is 7-of-8 on field goal attempts this season, including 2-of-2 from outside 40 yards. Greg Woidneck is averaging 36.8 yards per punt and has dropped 13 inside the 20-yard line.

Top Notre Dame Performances Against USC...

INDIVIDUAL

Rushing Yards

Reggie Brooks, 19-227, 3 TD; 11.28.1992

Passing Yards

Joe Theismann, 33-58-526, 2 TD; 11.28.1970

Receptions

Tom Gatewood, 10-128; 11.28.1970

Receiving Yards

Jim Morse, 5-208, 1 TD; 11.26.1955

Points Kicking

John Carney, 13 (4 XP, 3 FG); 10.26.1985

Kickoff Return Yards

Jim Stone, 4-122; 10.20.1979

Punt Return Yards

Tom Zbikowski, 5-107; 11.25.06

Touchdowns

Reggie Brooks, 3 TD (3 rushing); 11.28.1992

Interceptions

Ralph Stepaniak, 2-0; 10.23.1971

Luther Bradley, 2-0; 10.27.1973

Rick Naylor, 2-24; 10.22.1983

Lyron Cobbins, 2-47; 10.21.1995

TEAM

Points Scored

51 (W 51-0); 1966 in Los Angeles

Points Scored (quarter)

19 (L 25-27); 1978 (fourth) in Los Angeles

Points Scored (half)

31 (W 51-0); 1966 (first) in Los Angeles

Points Allowed

55 (L 24-55); 1974 in Los Angeles

Points Allowed (quarter)

35 (L 24-55); 1974 (third) in Los Angeles

Points Allowed (half)

49 (L 24-55); 1974 (second) in Los Angeles

NOTRE DAME VS. PAC-10

► Notre Dame is 80-41-6 (.654) all-time against teams from the Pac-10 Conference. USC represents the second of two Pac-10 opponents for the Irish in the regular season. Notre Dame already defeated Stanford, 28-21, on Oct. 4.

► The 127 games against Pac-10 teams is the second-most for the Irish against any conference. The Big Ten Conference (345) represents the most games played against Notre Dame and the ACC ranks third (108).

► Notre Dame has a winning series record against nine of the Pac-10 teams. Most of those games (79) have come versus USC (42-32-5), while 23 other matchups have come against Stanford.

► Notre Dame has played a handful of games versus California (4-0), Washington (7-0), UCLA (4-0), Arizona (2-1), Oregon (1-0-1) and Oregon State (0-2). Notre Dame and Arizona State met for the first time in 1998, while the Irish met Oregon State for the second time in the 2004 Insight Bowl. Notre Dame played its first-ever game against Washington State in 2003, downing the Cougars, 29-26, in overtime.

► Notre Dame has posted a 32-24-5 (.566) record against Pac-10 opponents on the road.

NOTRE DAME - USC SERIES NOTES

► Notre Dame and USC will be meeting for the 80th time. The Irish lead the all-time series 42-32-5 overall, but the Trojans own a 20-17-4 advantage in games played in Los Angeles. The teams have met twice at a neutral site (Soldier Field in Chicago) in 1927 and 1929.

► Notre Dame's 42 wins over USC are the most for any Trojan opponent. California is second with 30 wins over USC.

► The Irish compiled an unbeaten streak of 13 games against USC from 1983-1995. The Irish won 11 straight games from 1983-93, but a 17-17 tie in 1994 (at USC) ended the streak. Notre Dame won in 1995 and a Trojan 27-20 overtime victory in 1996 (Lou Holtz's final game as Irish coach) ended the 13-game unbeaten run.

► From 1965 to 1982, either Notre Dame or USC was ranked in the top 20 entering the game. In fact, both teams were ranked in the top 20 in each series meeting from 1972-79. In that eight-year span, USC compiled a 6-2 record, but the two Notre Dame victories (1973, 1977) marked national championship seasons for the Irish.

► It's not unheard of that a national title be at stake for one of the combatants in this rivalry. Seven times Notre Dame has entered the USC game with a shot at a national crown, only to be defeated (1938, 1948, 1964, 1970, 1974, 1980 and 2006) and an eighth chance was damaged by a tie in 1948. Notre Dame ruined USC's national title dreams three times: 1947 (38-7), 1952 (9-0) and 1988 (27-10).

► USC's current six-game win streak against Notre Dame is the longest by the Trojans in the series. The Trojans' won five straight from 1978-1982.

► Notre Dame is 1-4 in its last five games against USC in Los Angeles. The Trojans have entered the game at USC ranked no worse than sixth in the country over the last three meetings.

► At least one team has been ranked in the AP Top 25 in 61 of the 69 (88 percent) meetings since 1936 (the first season of AP national rankings), while both teams have been ranked a total of 28 times.

Head-to-Head Statistical Comparison (2008 Stats)

NOTRE DAME				USC		
#	NCAA	Category		Category	NCAA	#
24.45	71st	Scoring Offense	vs.	Scoring Defense	1st	8.30
367.91	57th	Total Offense	vs.	Total Defense	2nd	222.50
119.18	91st	Rushing Offense	vs.	Rushing Defense	6th	90.20
248.73	28th	Passing Offense	vs.	Passing Defense	1st	132.30
126.36	55th	Passing Efficiency Off.	vs.	Passing Efficiency Def.	1st	84.34
20.82	31st	Scoring Defense	vs.	Scoring Offense	12th	38.40
316.45	28th	Total Defense	vs.	Total Offense	16th	451.00
139.73	55th	Rushing Defense	vs.	Rushing Offense	18th	208.80
176.73	22nd	Passing Defense	vs.	Passing Offense	34th	242.20
102.40	14th	Passing Efficiency Def.	vs.	Passing Efficiency Off.	9th	162.01
34.63	71st	Net Punting	vs.	Net Punting	103rd	32.43
9.46	51st	Punt Returns	vs.	Punt Returns	63rd	8.86
19.96	91st	Kickoff Returns	vs.	Kickoff Returns	1st	30.12
-0.45	88th	Turnover Margin	vs.	Turnover Margin	26th	0.60
1.55	85th	Sacks	vs.	Sacks Allowed	38th	1.50
1.45	34th	Sacks Allowed	vs.	Sacks	36th	2.40

► This will be the 25th time USC has been ranked in the top 25 when facing Notre Dame in Los Angeles. The Irish are 10-12-2 all-time in those games, including a trio of victories when Notre Dame was unranked (1951, 1984, 1986).

► Notre Dame is 10-17-3 when it is ranked lower than USC.

► Since 1965, the ND-USC game has been nationally televised on 35 occasions (including the 2008 game).

A RECORD-SETTING SERIES

► Four of the top rushing games in Notre Dame history have come against USC: Reggie Brooks' 227 yards at USC in 1992 (4th place; 19 carries, 11.9 avg., 3 TDs); Vagas Ferguson's 185 yards at home in 1979 (17th; 25, 7.4, 2); Jim Morse's 179 yards at home in 1954 (22nd; 19, 9.4, 1); and Jerome Bettis' 178 yards at home in 1991 (24th; 24, 7.4, 2).

► The following rank first in the Irish record book and occurred during the USC series: Bob Livingstone's 92-yard run from scrimmage in 1947; Coy McGee's 24.4 rushing yards per attempt in 1946 (6 for 146); Joe Theismann's 33 pass completions (tied with Brady Quinn's effort against Michigan State, 2005); Theismann's 526 passing yards (USC opponent record) and 512 yards of total offense in 1970; and Tim Brown's 30.6 yards per kick return in 1986 (5 for 153).

► Steve Beuerlein's four TD passes vs. USC in 1986 are tied for fourth in the Irish record book.

► Lee Becton's record six consecutive games with 100-plus rushing yards included a game vs. USC in 1993 (the third game of that string).

► Reggie Brooks had two 200+ rushing yards games in the same season, in 1992 vs. Purdue and USC (second most in a single-season).

► Theismann's 71 total offense attempts and 58 pass attempts vs. USC in 1970 rank second and fourth, respectively, in the Irish record book.

► Notre Dame returned two interceptions for TDs vs. USC in 1966, which remains tied for the Irish record.

► Notre Dame's 19 passing first downs in the 1970 USC game ranks second best all-time.

► In addition to Livingstone's above run, some of the longest plays in Irish history have come vs. USC: Joe Heap's 94-yard punt return in 1953 (4th); Eric Penick's 85-yard rush in 1973 (t-4th), Joe Perkowski's 49-yard FG in 1961 (9th); Bob Scarpitto's 82-yard punt return in 1958 (10th); Paul Hornung and Morse hooked up on a 78-yard pass play in 1955 (10th); Wally Fronhart's 82-yard interception return in 1935 (t-10th); and Hornung's 95-yard kickoff return in 1956 (t-13th).

► USC players own several Notre Dame opponent records: Charles White's 44 rushing attempts in 1979 and 120 career rushing attempts from 1976-79; Carson Palmer's 425 yards passing in 2002; Matt Leinart's five touchdown passes in 2004 and nine career touchdown passes; R. Jay Soward's 23 career receptions; Anthony Davis' six TDs and 36 points in 1972 (both are USC records and tied for Pac-10 records), in addition to 11 career TDs and 68 career points from 1972-74; John Jackson's 14 receptions in 1989 is tied with two others; Dwayne Jarrett's three touchdown receptions in 2006 is tied with three others, his five career touchdown catches and 335 career receiving yards stand alone; Eric Hipp's six extra points in 1979; Don Schafer's 60-yard FG in 1986 (USC record); Adrian Young's four INTs in 1967 (also the USC record and tied for Pac-10 record); Anthony Davis' 100-yard kickoff return is tied with three others; and Vern Lillywhite's 83-yard punt in 1946.

► USC's 425 passing yards in 2002 and five touchdown passes in 2002 are Irish opponent records.

IRISH - TROJANS SERIES HISTORY

► This rivalry began in 1926, when legendary Irish head coach Knute Rockne became the first Midwestern coach to take a team to the West Coast (Notre Dame won that game, 13-12) and the teams have met every season since (taking 1943-45 off due to travel restrictions during World War II).

► Notre Dame has won eight Associated Press national titles while USC has won five.

► The Irish have been selected as a national champion by at least one legitimate poll in 19 seasons, USC lists 16 such campaigns.

► Notre Dame began the 2008 season second on the all-time winning percentage and total victories lists. USC was not far behind in eighth and 10th place, respectively.

► Instantly recognizable coaches have stalked the sidelines for each team. Knute Rockne, Frank Leahy, Ara Parseghian, Dan Devine, Lou Holtz and Charlie Weis for Notre Dame. Howard Jones, John McKay, John Robinson and Pete Carroll for USC.

ON THIS DATE

Notre Dame has played nine previous games in its history on Nov. 29. The Irish are 8-1 all-time on this date. The Irish have recorded three shutouts on Nov. 29.

Nov. 29, 1986: Lou Holtz's first foray into the Notre Dame-USC rivalry was a successful one, as the Irish rallied back from a 20-9 halftime deficit. Notre Dame trailed 30-12 early in the third quarter before Steve Beuerlein started hitting his stride. He hit Braxton Banks with a 22-yard TD pass, Milt Jackson for 43 yards and Banks for five yards to cut it to 37-35. Tim Brown's 56-yard punt return then put John Carney in position to cap the comeback with a 19-yard field goal with two seconds left.

Nov. 29, 1997: Scott Cengia kicked a 20-yard field goal with five seconds remaining to give Notre Dame a 23-22 victory over Hawaii. The Irish grabbed a 7-0 lead on Allen Rossum's 37-yard interception return for touchdown. It marked his ninth career touchdown return (three kickoff, three punt and three interception), which set an NCAA record for career touchdown returns.

1997	Hawaii	Honolulu, Hawaii	W, 23-22
1986	USC (17)	Los Angeles, Calif.	W, 38-37
1958	(18) USC	Los Angeles, Calif.	W, 20-13
1952	(7) USC (2)	Notre Dame Stadium	W, 9-0
1930	Army	Soldiers Field	W, 7-6
1924	Carnegie Tech	Pittsburgh, Pa.	W, 40-19
1923	St. Louis	St. Louis, Mo.	W, 13-0
1900	Chicago Physicians & Surgeons		Cartier Field
W, 5-0			
1894	Albion	Cartier Field	L, 12-19

Beginning with the 1936 season, the number in front of the opponent name indicates Notre Dame's ranking in the Associated Press poll coming into the game. The number following the opponent name indicates its ranking.

NOTRE DAME AND THE GOLDEN STATE

► Notre Dame owns a 69-38-5 all-time record against schools from the Golden state, last playing a California school (Stanford) earlier this season (a 28-21 victory). Other Irish series records vs. teams from California include a 4-0 mark vs. Cal, 1-0 vs. Pacific, 1-0 vs. San Diego State, 17-6 vs. Stanford, 4-0 vs. UCLA and 42-32-5 vs. USC.

► Notre Dame's all-time varsity football roster includes just over 2,700 players who have appeared in at least one career game, with 124 of those hailing from the state of California.

► Notre Dame's all-time California natives include 32 offensive linemen, 21 quarterbacks, 17 defensive ends, nine fullbacks, nine linebackers, eight running backs, seven defensive backs, seven wide receivers, five tight ends, four kickers, two safeties, two defensive tackles and one center.

► Those players include 11 from Los Angeles, five from Santa Ana, four from Long Beach, four from San Francisco, three from San Diego, three from San Jose, three from Santa Barbara, three from Pasadena, three from Hollywood, three from Concord, two from Santa Rosa, two from Oakland, two from Santa Maria, two from Huntington Beach, two from Carson, two from Downey, two from Arcadia, two from Anaheim, two from Sacramento, two from Hacienda Heights and one each from 61 other cities.

► The 2008 Notre Dame roster includes 10 California natives, with the six scholarship members of that group dispersed fairly evenly among each class: one senior, two sophomores and three freshmen ... that group is headlined by two potential starters: sophomore QB **Jimmy Clausen** (Westlake Village/Oaks Christian H.S.), and senior DB **Terrail Lambert** (Oxnard/St. Bonaventure) ... other veteran Irish players who hail from California include senior TE/LS **Kevin Brooks** (Thousand Oaks/Crespi Carmelite H.S.) and sophomore OT **Taylor Dever** (Grass Valley/Nevada Union) ... the freshman players from California include QB **Dayne Crist** (Sherman Oaks/Notre Dame H.S.), TE **Joseph Fauria** (Encino/Crespi Carmelite H.S.), OL **Mike Hernandez** (Los Angeles/Loyola H.S.), LB **Anthony McDonald** (Sherman Oaks/Notre Dame H.S.), QB **Nate Montana** (Concord/ De LaSalle H.S.) and RB **Eras Noel** (Palmdale/Paraclete H.S.).

► Six of Notre Dame's more noteworthy all-time players from California include 1964 Heisman Trophy winner and quarterback John Huarte

(Santa Ana) plus five other consensus All-Americans: Nick Eddy (Lafayette, 1964-66), offensive back George Kuntz (Arcadia, 1966-68), split end Jack Snow (Long Beach, 1962-64), offensive tackle Aaron Taylor (Concord, 1992-94) and defensive back Shane Walton (San Diego, 1999-02).

▶ Other All-Americans from the state of California include defensive tackle Kevin Hardy (Oakland, 1967) and offensive tackle Mike Shiner (Sunnyvale, 1983).

NOTRE DAME-USC CONNECTIONS

▶ The winner of the game keeps a shillelagh (presented by the Notre Dame Club of Los Angeles), with shamrocks representing Notre Dame victories and rubies Trojan heads standing for USC wins (each is engraved with the year and final score). The original foot-long shillelagh was flown from Ireland by Howard Hughes' pilot, according to legend, and was introduced in 1952 (although the medallions date back to the start of the series in 1926). When the original shillelagh ran out of space after the 1989 game, it was retired and is permanently displayed at Notre Dame. A new shillelagh, slightly larger than the original, was commissioned by Jim Gillis, a former baseball player at both USC and Notre Dame and onetime president of the Notre Dame Club of Los Angeles. The new trophy was handcrafted in 1997 in County Leitrim, Ireland, and contains medallions beginning with the 1990 game.

▶ Notre Dame women's volleyball head coach Debbie Brown was twice named the national player of the year while helping USC win the 1976 and 1977 national championship in women's volleyball.

▶ Notre Dame's roster features 10 players from the state of California. USC's roster does not have a player from Indiana.

▶ Notre Dame head coach Charlie Weis (15 years) and USC head coach Pete Carroll (16 years) each spent much of their career in the NFL ranks. Weis coached with the New York Giants, New England Patriots and New York Jets, while Carroll worked with the Buffalo Bills, Minnesota Vikings, New York Jets and New England Patriots.

▶ While each spent time with the Jets (Weis three years, Carroll five years) and Patriots (Weis a total of nine years over two stints, Carroll three years), the two never worked on the same staff.

▶ The two did face one another on a total of 11 occasions through their respective tenures in the NFL.

▶ Freshman LB **Anthony McDonald's** father, Mike, played at USC and was a long snapper for the L.A. Rams in the NFL.

▶ A number of players from USC and Notre Dame either attended the same high school or hail from the same hometown.

Notre Dame	High School/Hometown	USC
Jimmy Clausen, QB	Westlake Village, CA	Steve Gatena, OT
Kevin Brooks, TE	Thousand Oaks, CA	Jimmy Miller, TE
Terrail Lambert, DB	Oxnard, CA	Josh Pinkard, S/CB Kevin Thomas, CB
Kristopher Patterson, WR	Seattle, WA	Taylor Mays, S
Dayne Crist, QB	Notre Dame H.S.	Garrett Green, QB/WR
Anythony McDonald, LB		Cary Harris, CB Shane Horton, S Wes Horton, DE
Jimmy Clausen, QB	Oaks Christian H.S.	Marshall Jones, S Marc Tyler, RB
Kristopher Patterson, WR	O'Dea H.S.	Taylor Mays, S
Robby Paris, WR	St. Ignatius H.S.	Chris McCaffery, QB
John Ryan, LB		Billy O'Malley, P

Scoring Summary

	<u>1</u>	<u>2</u>	<u>3</u>	<u>4</u>	<u>E</u>	
USC	7	10	14	7	--	38 Record: (6-1)
Notre Dame	0	0	0	0	--	0 Record: (1-7)

First Quarter

3:40 USC Davis 10 yd pass from Sanchez (Buehler kick), 1-10 0:03

Second Quarter

3:55 USC Bradford 8 yd pass from Sanchez (Buehler kick), 10-79 5:00
 0:11 USC Buehler 30 yd field goal, 9-57 1:21

Third Quarter

12:56 USC Havili 5 yd pass from Sanchez (Buehler kick), 3-13 1:06
 8:48 USC Hazelton 48 yd pass from Sanchez (Buehler kick), 3-55 1:45

Fourth Quarter

10:57 USC McKnight 51 yd run (Buehler kick), 2-67 0:30

	USC	ND
FIRST DOWNS	24	10
RUSHES-YARDS (NET)	36-227	30-48
PASSING YDS (NET)	235	117
Passes Att-Comp-Int	38-21-0	33-17-1
TOTAL OFFENSE PLAYS-YARDS	74-462	63-165
Fumble Returns-Yards	0-0	0-0
Punt Returns-Yards	7-34	3-13
Kickoff Returns-Yards	1-37	5-92
Interception Returns-Yards	1-9	0-0
Punts (Number-Avg)	7-31.7	10-45.0
Fumbles-Lost	2-1	2-2
Penalties-Yards	8-52	3-35
Possession Time	30:15	29:45
Third-Down Conversions	5 of 14	4 of 17
Fourth-Down Conversions	0 of 1	0 of 1
Red-Zone Scores-Chances	4-4	0-1
Sacks By: Number-Yards	7-40	0-0

RUSHING: USC-McKnight 7-65; Washington 12-64; Johnson 8-47; Havili 6-31; Sanchez 1-11; Dennis 2-9. Notre Dame-Allen 11-58; Thomas 4-11; Schmidt 2-6; Hughes 4-3; Schwapp 1-1; Sharpley 8-minus 31.

PASSING: USC-Sanchez 21-38-0-235. Notre Dame-Sharpley 17-33-1-117.

RECEIVING: USC-Davis 5-40; Turner 4-42; Hazelton 3-80; Ausberry 3-28; Havili 3-18; Reed 1-14; Bradford 1-8; Washington 1-5. Notre Dame-Kamara 4-33; Carlson 4-28; Parris 3-15; Yeatman 3-14; Tate 1-22; West 1-6; Thomas 1-minus 1.

INTERCEPTIONS: USC-Ellison 1-9. Notre Dame-None.

FUMBLES: USC-McKnight 1-0; Dennis 1-1. Notre Dame-Prince 1-1; Thomas 1-1

SACKS (UA-A): USC-Ellis 1-1; Mauluga 2-0; Morrow 2-0; Moala 1-0; Moore 0-1. Notre Dame-None.

TACKLES (UA-A): USC-Brown 2-4; Moore 1-5; Ellis 3-2; Ellison 3-2; Moala 3-2; Mays 1-4; Maiava 1-4; Wright 1-3; Mauluga 3-0; Morrow 2-1; Spicer 2-1; Jackson 0-3; Harris 2-0; Cushing 1-1; Bradford 1-0; Williams 1-0; Smith 1-0; Morgan 1-0; Abbott 1-0; Rivers 1-0; Matthews 1-0; Buehler 1-0; Griffen 1-0. Notre Dame-Zbikowski 5-5; Laws 3-6; Lambert 2-5; Brockington 2-4; Walls 4-1; Kuntz 2-3; Bruton 2-3; Wooden 2-2; Ryan 2-2; Gaines 1-3; Stephenson 1-3; Brown, J. 2-1; McCarthy, K. 2-1; Crum 1-2; Neal 1-2; Prince 1-1; Anello 1-1; Yeatman 1-0; Whitaker 0-1; Brown, S. 0-1; McNeil 0-1.

**The Last Meeting
 #13 USC 38, Notre Dame 0
 Oct. 20, 2007**

NOTRE DAME, Ind (AP) -- Mark Sanchez threw four touchdown passes - two on short drives after miscues by the Fighting Irish - and No. 13 USC beat the Fighting Irish 38-0 Saturday, the largest margin of victory for the Trojans' in the 79-game history of the storied rivalry.

Notre Dame can still claim the most-lopsided victory in the history of the series, a 51-0 win over the Trojans in 1966.

The Irish also lost 38-0 to Michigan earlier this season. The two 38-point losses are tied for the eighth worst losses in Notre Dame history.

Sanchez threw TD passes of 10, 8, 5 and 48 yards and the Trojans won their sixth straight over the Irish, the longest streak for USC against Notre Dame. The Irish won 11 straight from 1983-93.

USC (6-1), coming off three lackluster games - including a stunning 24-23 loss to Stanford - started slowly, but got rolling when a punt by Notre Dame's Geoff Price struck teammate Munir Prince and USC's Vincent Joseph recovered at the Irish 10. The Trojans scored on the next play on a pass from Sanchez to Fred Davis.

The loss ensures Notre Dame its 13th losing season since it started playing football in 1887, and its fourth losing season since 1999. It also is the fourth straight home loss, tying a school record.

The game was competitive for a while. The Trojans, who got back many players who had been out with injuries, didn't go ahead 14-0 until Allen Bradford caught an 8-yard TD pass with 3:55 left in the second quarter. The Trojans went ahead 17-0 with 11 seconds left in the half on a 30-yard field goal by David Buehler.

USC quickly turned it into a blowout in the second half after Travis Thomas fumbled on the Notre Dame 13. Sanchez threw a 5-yard scoring pass to Stanley Havili.

Vidal Hazelton scored a 48-yard touchdown, catching the pass from Sanchez at the 30-yard line and breaking three tackles en route to the end zone. Joe McKnight scored on a 51-yard run in the fourth quarter.

The game was a stark contrast to the classic two years ago when top-ranked USC beat ninth-ranked Notre Dame 34-31 in the closing seconds as the teams traded great plays in the final minutes.

The closest Notre Dame came to scoring came in the second quarter when David Bruton caught the ball off Woidneck's foot at the USC 29. The Irish managed only 6 yards on the drive and Brandon Walker's 40-yard field goal attempt was blocked by Clay Matthews.

The Irish were held to 48 yards rushing on 30 carries, although those stats were slightly skewed because Evan Sharpley was sacked five times for a loss of 36 yards. The Irish have now given up a school record 39 sacks -- one more than in 2002 -- and still have four games left to play.

Sanchez, making his second start for the injured John David Booty, got off to a shaky start as he had to call timeout twice during the first four plays because of confusion. But he showed his calm even when things didn't go well and was 21-of-38 passing for 235 yards with no interceptions or sacks.

Sharpley, making his first start in place of freshman Jimmy Clausen, was 17-of-33 passing for 117 yards.

USC had 462 yards total offense compared with 165 yards for Notre Dame. The Trojans, who have been struggling with injuries, got back several key players who had missed time, including tailback Stafon Johnson, who rushed for 47 yards on eight carries.

The Irish wore green jerseys and yellow pants that were replicas of what the 1977 wore when 11th-ranked Notre Dame, with Charlie Weis in the stands as a college senior, warmed up in blue then came out for the game in the brightly colored garb and upset No. 5 USC 49-19. The Irish continued to wear the uniforms the rest of the season en route to winning the national championship.

**The Last Meeting in Los Angeles
#3 USC 44, #6 Notre Dame 24
Nov. 26, 2006**

LOS ANGELES (AP) -- No need for any last-second heroics to beat Notre Dame this year.

Southern California's John David Booty passed for 265 yards and three TDs to Dwayne Jarrett as USC whipped the sixth-ranked Fighting Irish 44-24 Saturday night and likely leapfrogged Michigan in the race for the national championship.

No. 3 USC contained Brady Quinn, the Irish's Heisman Trophy contender, and put together a performance that should boost its Bowl Championship Series standing. The Trojans were a close third behind the Wolverines last week.

"I think we're a pretty good team right now," USC coach Pete Carroll said. "We'll play anybody, any where."

Should the Trojans (10-1) beat UCLA (6-5) at the Rose Bowl next weekend, they'll probably play top-ranked Ohio State in the BCS title game Jan. 8 in Glendale, Ariz. USC has beaten its crosstown rivals seven straight times. And now the Trojans have won five straight against Notre Dame (10-2).

The Trojans played in the BCS title game the past two years - winning one and losing one - and earned a piece of the national championship three years ago after being bypassed for the title game.

"It was really a fun night of football," Carroll said. "For the most part, we felt in command in the game. The offense was ripping, it was just an extraordinary night for Dwayne Jarrett, he made the plays great players make."

Booty, who completed 17-of-28 passes and was intercepted twice, watched from the sideline when the Trojans beat the Irish 34-31 at Notre Dame last year on Matt Leinart's 1-yard sneak with three seconds remaining.

Jarrett, whose 61-yard reception on a fourth-and-9 play kept that final drive in South Bend alive, caught scoring passes of 9, 5 and 43 yards from Booty, who succeeded Leinart as USC's quarterback. The 43-yarder came with 8:21 remaining and gave the Trojans a 37-17 lead.

"We didn't win on special teams. We didn't win on offense. We didn't win on defense," Irish coach Charlie Weis said. "We're fighting an uphill battle most of the night. It wasn't very productive."

Jarrett finished with seven receptions for 132 yards and USC freshman C.J. Gable rushed for 107 yards on 20 carries.

"At the beginning of the year, we were the only ones that believed in ourselves," Jarrett said. "A lot of media guys and whoever they might be said we were going to lose, SC was struggling. We were the only ones that believed in ourselves."

USC lost 33-31 at Oregon State on Oct. 28. Since then, the Trojans have outscored the opposition 144-43.

"I think it was kind of good for us in a way, it was kind of a wake-up call," Jarrett said of the loss. "We're so used to winning. It was a reality check for us, just to get our act together."

Quinn threw a 2-yard scoring pass to Jeff Samardzija with 3:39 left, but Brian Cushing returned the ensuing onside kickoff 42 yards to put an exclamation point on the victory.

Quinn, playing his final regular-season game, completed 22 of 45 passes for 274 yards and three touchdowns with no interceptions. He also rushed for 74 yards - most of it on a 60-yard scramble in the second quarter.

Rhema McKnight caught six passes for 109 yards and one touchdown and Jeff Samardzija had six receptions for 79 yards and one TD.

The three Notre Dame stars - all seniors - leave school having never beaten USC.

The win before a crowd of 91,800 at the Los Angeles Coliseum was the Trojans 55th in their last 58 games. They're 20-0 in November games under coach Pete Carroll, and have won 33 straight home games.

The loss snapped an eight-game winning streak for Notre Dame, but the Irish still figure to play in a big-money bowl game.

The Trojans moved 65 yards with the second half kickoff, scoring on a 2-yard run by Chauncey Washington for a 28-10 lead. Washington's 5-yard run on fourth-and-1 from the Notre Dame 30 kept the drive alive, and Jarrett made a one-handed catch for a 19-yard gain on the next play.

The Irish drew within 11 points late in the third period on a 2-yard pass from Quinn to McKnight on fourth-and-goal. It was McKnight's 15th touchdown reception this season, tying the school record set by Samardzija last season.

The Trojans extended their lead to 31-17 on Mario Danelo's 34-yard field goal early in the fourth quarter.

USC scored on its first three possessions and led 21-10 at halftime. It might have been closer had the Irish not failed to convert three fourth-down plays in USC territory.

Quinn threw a 38-yard pass to McKnight on the game's first play, but Quinn's pass to McKnight on fourth-and-9 from the USC 29 was incomplete. The Trojans then moved 71 yards, scoring on a 9-yard pass from Booty to Jarrett.

USC forced a punt, and Desmond Reed, who tore up his knee in last year's game at Notre Dame, returned it 43 yards to the Irish 26. Booty threw a 5-yard TD pass to Jarrett three plays later.

Notre Dame's Carl Gioia kicked a 27-yard field goal, but Booty's 1-yard run capped a 59-yard drive, putting the Trojans ahead 21-3. That made it an NCAA-record 63 straight games in which USC has scored 20 or more points.

The Trojans' next three possessions were as negative as the first three were positive - a blocked punt and two interceptions.

Quinn threw a 7-yard touchdown pass to Marcus Freeman on the first play after Steve Quinn blocked Greg Woidneck's punt

Scoring Summary

	1	2	3	4	F
Notre Dame	3	7	7	7	-- 24
USC Trojans	14	7	7	16	-- 44

First Quarter

8:38 USC Jarrett 9 yd pass from Booty (Danelo kick), 8-71 3:32
5:16 USC Jarrett 5 yd pass from Booty (Danelo kick), 3-26 1:55
0:36 ND Gioia 27 yd field goal, 14-71 4:40

Second Quarter

11:37 USC Booty 1 yd run (Danelo kick), 9-59 3:59
7:20 ND Freeman 7 yd pass from Quinn (Gioia kick), 1-8 0:27

Third Quarter

10:03 USC Washington 2 yd run (Danelo kick), 10-65 4:57
1:57 ND McKnight 2 yd pass from Quinn (Gioia kick), 10-58 3:28

Fourth Quarter

11:43 USC Danelo 34 yd field goal, 13-65 5:14
8:21 USC Jarrett 43 yd pass from Booty (Danelo kick failed), 2-57 1:00
3:39 ND Samardzija 2 yd pass from Quinn (Gioia kick), 14-78 4:42
3:31 USC Cushing 42 yd kickoff return (Danelo kick)

Team Statistics

	ND	USC
FIRST DOWNS	18	21
RUSHES-YARDS (NET)	31-130	32-139
PASSING YDS (NET)	274	265
Passes Att-Comp-Int	45-22-0	28-17-2
TOTAL OFFENSE PLAYS-YARDS	76-404	60-404
Fumble Returns-Yards	0-0	0-0
Punt Returns-Yards	1-1	2-44
Kickoff Returns-Yards	7-142	3-74
Interception Returns-Yards	2-0	0-0
Punts (Number-Avg)	3-39.0	3-22.3
Fumbles-Lost	1-1	0-0
Penalties-Yards	8-39	6-42
Possession Time	30:53	29:07
Third-Down Conversions	7 of 18	5 of 11
Fourth-Down Conversions	2 of 6	2 of 2
Red-Zone Scores-Chances	4-5	5-5
Sacks By: Number-Yards	1-6	3-14

RUSHING: Notre Dame-Quinn 11-74; Walker 14-56; Grimes 1-2; Samardzija 2-1; Aldridge 2-0; Thomas 1-minus 3. USC-Gable 20-107; Washington 6-24; Reed 1-11; Bradford 1-4; Team 1-minus 2; Booty 3-minus 5.

PASSING: Notre Dame-Quinn 22-45-0-274. USC-Booty 17-28-2-265.

RECEIVING: Notre Dame-McKnight 6-109; Samardzija 6-79; Freeman 5-38; Grimes 2-34; West 2-14; Walker 1-0. USC-Jarrett 7-132; Smith 3-35; Davis 3-33; McFoy 2-24; Gable 1-21; Turner 1-20.

INTERCEPTIONS: Notre Dame-Laws 1-0; Richardson 1-0. USC-None.

FUMBLES: Notre Dame-Walker 1-1. USC-None.

SACKS (UA-A): Notre Dame-Brockington 1-0. USC-Moala 1-0; Sartz 1-0; Ellis 1-0.

TACKLES (UA-A): Notre Dame-Richardson 7-2; Crum 6-3; Brockington 4-2; Zbikowski 3-2; Ndukwe 3-1; Lambert 3-0; Laws 2-1; Landri 1-2; Bruton 1-1; Burkhart 1-0; Team 1-0; Frome 1-0; Price 1-0. USC-Sartz 8-0; Mays 7-0; Lua 5-1; Ellison 5-0; Moala 5-0; Thomas 4-0; Rivers 3-1; Maua-luga 3-0; Harris 3-0; Wright 2-1; Ellis 2-0; Maiava 1-1; Brown 1-0; Bradford 1-0; Joseph 1-0; Cushing 1-0; Jackson 1-0; Matthews 1-0.

**Notre Dame Player
Career Highs**

JAMES ALDRIDGE

Season	
Carries	16, vs. Navy (11.15)
Rushing Yards	84, at Washington (10.25)
Longest Rush	19, vs. Navy (11.15)
Rushing TDs	2, at Washington (10.25)
Receptions	1, three times
Receiving Yards	6, Syracuse (11.22)
Longest Reception	6, Syracuse (11.22)

Career

Carries	32, vs. Navy (11.3.07)
Rushing Yards	125, vs. Navy (11.3.07)
Longest Rush	43, vs. Michigan State (9.22.07)
Rushing TDs	2, at Washington (10.25.08)
Receptions	3, at UCLA (10.6.07)
Receiving Yards	18, at UCLA (10.6.07)
Longest Reception	11, at UCLA (10.6.07)

ARMANDO ALLEN

Season	
Carries	19, Pittsburgh (11.1)
Rushing Yards	134, Purdue (9.27)
Longest Rush	21, three times
Rushing TDs	1, three times
Receptions	9, at Boston College (11.8)
Receiving Yards	61, Stanford (10.4)
Longest Reception	21, Stanford (10.4)
Receiving TDs	1, Stanford (10.4)
Longest KR	53, at Michigan State (9.20)
KR Yards	147, at Michigan State (9.20)
Kickoff Returns	5, at Michigan State (9.20)
Longest PR	22, San Diego State (9.6)
PR Yards	35, San Diego State (9.6)
Punt Returns	3, at Michigan State (9.20)
Most All-Purpose Yards	247, Purdue (9.27)

Career

Carries	17, Purdue (9.27.08)
Rushing Yards	134, Purdue (9.27.08)
Longest Rush	21, three times
Rushing TDs	1, twice
Receptions	9, (11.8)
Receiving Yards	61, Stanford (10.4.08)
Longest Reception	21, Stanford (10.4.08)
Receiving TDs	1, twice
Longest KR	53, at Michigan State (9.20.08)
KR Yards	147, at Michigan State (9.20.08)
Kickoff Returns	5, twice
Longest PR	22, San Diego State (9.6.08)
PR Yards	35, San Diego State (9.6.08)
Punt Returns	3, at Michigan State (9.20.08)
Most All-Purpose Yards	247, Purdue (9.27.08)

MIKE ANELLO

Season/Career	
Tackles	4, San Diego State (9.6)
Forced Fumble	1, twice
Fumble Recovery	1, Michigan (9.13)
PBUs	1, at Washington (10.25)
Punt Block	1, vs. Navy (11.15)

SERGIO BROWN

Season/Career	
Tackles	6, San Diego State (9.6)
TFL	1.0, twice
Sacks	1.0, Stanford (10.4)
PBUs	2, twice
QB Hurries	1, three times
Blocked Punt	1, San Diego State (9.6)
Fumble Recovery	1, Michigan (9.13)

JUSTIN BROWN

Season	
Tackles	5, vs. Navy (11.15)
TFL	2.0, Michigan (9.13)
PBUs	--
Sacks	--
QB Hurries	1, twice

Career

Tackles	8, at Michigan (9.15.07)
TFL	9, Michigan (9.13.08)
PBUs	1, vs. UNC (11.4.06)
Sacks	1.0, vs. Navy (10.28.06)
QB Hurries	1, Stanford (10.4.08)

DAVID BRUTON

Season	
Tackles	16, Pittsburgh (11.1)
TFL	1.5, Michigan (9.13)
Sacks	--
PBUs	2, vs. Navy (11.15)
Fumble Recovery	1, San Diego State (9.6)
Forced Fumbles	1, twice
Interceptions	1, three times
Longest INT Return	39, Michigan (9.13)
Blocked Punt	--

Career

Tackles	16, Pittsburgh (11.1.08)
TFL	2.0, vs. Ga. Tech (9.1.07)
Sacks	1.0, vs. Ga. Tech (9.1.07)
PBUs	2, vs. Navy (11.15.08)
Fumble Recovery	1, twice
Forced Fumbles	1, three times
Interceptions	1, six times
Longest INT Return	39, Michigan (9.13.08)
Blocked Punt	1, vs. USC (10.20.07)

JIMMY CLAUSEN

Season	
Carries	11, at North Carolina (10.11)
Rushing Yards	19, Boston College (11.8)
Longest Rush	10, Boston College (11.8)
Pass Attempts	48, at North Carolina (10.11)
Pass Completions	31, at North Carolina (10.11)
Passing Yards	383, at North Carolina (10.11)
Longest Completion	60, Michigan (9.13)
Passing TDs	3, four times
Rushing TDs	--
Interceptions	4, Boston College (11.8)

Career

Carries	11, at North Carolina (10.11.08)
Rushing Yards	19, vs. Boston College (11.8.08)
Longest Rush	11, vs. Duke (11.17.07)
Pass Attempts	48, at North Carolina (10.11.08)
Pass Completions	31, at North Carolina (10.11.08)
Passing Yards	383, at North Carolina (10.11.08)
Longest Completion	60, Michigan (9.13.08)
Passing TDs	3, six times
Rushing TDs	1, twice
Interceptions	4, Boston College (11.8.08)

MAURICE CRUM, JR.

Season	
Tackles	9, Pittsburgh (11.1)
TFL	1.0, three times
QB Hurries	2, at North Carolina (10.11)
Sacks	1.0, San Diego State (9.6)
Interceptions	--
PBUs	1, at North Carolina (10.11)

Interceptions	--
Forced Fumbles	1, vs. Navy (11.15)
Fumble Recoveries	--
Longest INT Return	--
Longest Fumble Return	--
Fumble Return TD	--

Career

Tackles	16, vs. Michigan State (9.22.07)
TFL	3.0, twice
QB Hurries	2, at North Carolina (10.11.08)
Sacks	1.0, six times
Interceptions	2, at UCLA (10.6.07)
PBUs	2, at UCLA (10.6.07)
Interceptions	2, at UCLA (10.6.07)
Forced Fumbles	2, at UCLA (10.6.07)
Fumble Recoveries	2, at UCLA (10.6.07)
Longest INT Return	33, at UCLA (10.6.07)
Longest Fumble Return	34, at UCLA (10.6.07)
Fumble Return TD	34, at UCLA (10.6.07)

MICHAEL FLOYD

Season/Career	
Receptions	10, Pittsburgh (11.1)
Receiving Yards	115, Stanford (10.4)
Longest Reception	51, at Washington (10.25)
Receiving TDs	2, Pittsburgh (11.1)

DAVID GRIMES

Season	
Receptions	7, twice
Receiving Yards	83, Syracuse (11.22)
Longest Reception	31, Syracuse (11.22)
Receiving TDs	1, twice
Carries	1, twice
Rushing Yards	10, vs. Navy (11.15)
Longest Rush	10, vs. Navy (11.15)
Longest KR	--
KR Yards	--
Kickoff Returns	--
PR Yards	--
Punt Returns	--
Longest PR	--

Career

Receptions	8, vs. UCLA (10.21.06)
Receiving Yards	83, Syracuse (11.22.08)
Longest Reception	36, vs. Navy (10.28.06)
Receiving TDs	1, six times
Carries	1, twice
Rushing Yards	10, vs. Navy (11.15.08)
Longest Rush	10, vs. Navy (11.15.08)
Longest KR	50, vs. UNC (11.4.06)
KR Yards	145, vs. Michigan (9.16.06)
Kickoff Returns	6, vs. Michigan (9.16.06)
PR Yards	17, vs. Navy (11.12.05)
Punt Returns	1, vs. Navy (11.12.05)
Longest PR	17, vs. Navy (11.12.05)

RAY HERRING

Season	
Tackles	6, twice
TFL	0.5, Syracuse (11.22)
Sacks	0.5, Syracuse (11.22)
PBUs	--
Fumble Recovery	--
QB Hurries	1, Michigan (9.13)

Career

Tackles	9, vs. Stanford (10.7.06)
TFL	0.5, Syracuse (11.22.08)

**Notre Dame Player
Career Highs**

Sacks 0.5, Syracuse (11.22.08)
 PBUs 1, vs. Purdue (9.30.06)
 Fumble Recovery 1, vs. Army (11.18.06)
 QB Hurries 1, Michigan (9.13.08)

ROBERT HUGHES

Season
 Carries 19, Michigan (9.13)
 Rushing Yards 79, Michigan (9.13)
 Longest Rush 18, Michigan (9.13)
 Rushing TDs 2, Michigan (9.13)
 Longest KR --
 KR Yards --
 Kickoff Returns -
 Receptions 3, San Diego State (9.6)
 Receiving Yards 32, San Diego State (9.6)
 Longest Reception 15, at North Carolina (10.11)

Career

Carries 19, Michigan (9.13.08)
 Rushing Yards 136, at Stanford (11.24.07)
 Longest Rush 45, at Stanford (11.24.07)
 Rushing TDs 2, Michigan (9.13.08)
 Longest KR 15, Michigan State (9.22.07)
 KR Yards 15, Michigan State (9.22.07)
 Kickoff Returns 2, vs. Ga. Tech (9.1.07)
 Receptions 3, San Diego State (9.6.08)
 Receiving Yards 32, San Diego State (9.6.08)
 Longest Reception 15, at North Carolina (10.11.08)

DUVAL KAMARA

Season
 Receptions 5, at North Carolina (10.11)
 Receiving Yards 58, at North Carolina (10.11)
 Longest Reception 28, San Diego State (9.6)
 Receiving TDs 1, Michigan (9.13)

Career

Receptions 6, twice
 Receiving Yards 93, at Stanford (11.24.07)
 Longest Reception 35, at Stanford (11.24.07)
 Receiving TDs 2, vs. Navy (11.3)

PAT KUNTZ

Season
 Tackles 7, Syracuse (11.22)
 TFL 2.0, Stanford (10.4)
 Sacks 2.0, Stanford (10.4)
 Fumble Recoveries 1, Stanford (10.4)
 PBUs 1, twice
 Interceptions 1, Stanford (10.4)

Career

Tackles 8, twice
 TFL 2.0, Stanford (10.4.08)
 Sacks 2.0, Stanford (10.4.08)
 Fumble Recoveries 1, twice
 PBUs 2, three times
 Interceptions 1, Stanford (10.4.08)

TERRAIL LAMBERT

Season
 Tackles 8, at Michigan State (9.20)
 TFL --
 Interceptions --
 Longest INT Return --
 PBUs 2, San Diego State (9.6)
 Fumble Recoveries --
 Fumbles Forced --

Career
 Tackles 11, vs. Purdue (9.30.06)
 TFL 1.0, vs. Purdue (9.30.06)
 Interceptions 2, at Michigan State (9.23.06)
 Longest INT Return 27, at Michigan State (9.23.06)
 PBUs 2, San Diego State (9.6.08)
 Fumble Recoveries 1, at Air Force (11.11.06)
 Fumbles Forced 1, vs. Purdue (9.30.06)

ERIC MAUST

Season
 Punts 6, twice
 Punt Yards 263, Michigan (9.13)
 Punt Average (min. 3) 43.8, Michigan (9.13)
 Long Punt 54, Purdue (9.27)
 50+ Punts 2, Michigan (9.13)
 Inside 20 2, four times
 Blocked 1, twice

Career

Punts 6, Michigan (9.13.08)
 Punt Yards 263, Michigan (9.13.08)
 Punt Average 44.0, at Purdue (9.29.07)
 Long Punt 54, Purdue (9.27.08)
 50+ Punts 2, Michigan (9.13.08)
 Inside 20 3, at Stanford (11.24.08)
 Blocked 1, twice

KYLE MCCARTHY

Season
 Tackles 15, Pittsburgh (11.1)
 TFL 2.0, Pittsburgh (11.1)
 Interceptions 1, Stanford (10.4)
 Longest INT Return 2, Stanford (10.4)

Career

Tackles 15, Pittsburgh (11.1.08)
 TFL 2.0, Pittsburgh (11.1.08)
 Forced Fumbles 1, Duke (11.17.07)
 PBUs 1, Duke (11.17.07)
 Interceptions 1, twice
 Longest INT Return 2, Stanford (10.4.08)

KERRY NEAL

Season
 Tackles 5, Syracuse (11.22)
 QB Hurries 1, twice
 TFL 1.0, twice
 Sacks 1.0, Pittsburgh (11.1)
 Fumble Recovery --
 PBUs 1, Pittsburgh (11.1)
 Longest Fumble Return --
 Interceptions 1, San Diego State (9.6)
 Longest INT Return 2, San Diego State (9.6)

Career

Tackles 5, Syracuse (11.22)
 QB Hurries 1, three times
 TFL 1.0, four times
 Sacks 1.0, three times
 Fumble Recovery 1, twice
 PBUs 1, Pittsburgh (11.1.08)
 Longest Fumble Return 11, at UCLA (10.6.07)
 Interceptions 1, San Diego State (9.6.08)
 Longest INT Return 2, San Diego State (9.6.08)

ROBBY PARRIS

Season
 Receptions 4, at Michigan State (9.20)
 Receiving Yards 22, at Michigan State (9.20)

Longest Reception 12, at Michigan State (9.20)
 Receiving TDs --

Career

Receptions 7, at Purdue (9.29.07)
 Receiving Yards 94, vs. Boston College (10.13.07)
 Longest Reception 35, at Penn State (9.8.07)
 Receiving TDs 1, vs. Boston College (10.13.07)

KYLE RUDOLPH

Season/Career
 Receptions 5, Stanford (10.4)
 Receiving Yards 70, Stanford (10.4)
 Longest Reception 24, Stanford (10.4)
 Receiving TDs 1, twice

JOHN RYAN

Season
 Tackles 2, Stanford (10.4)
 TFLs --
 PBUs 2, San Diego State (9.6)
 Sacks --
 QB Hurries 1, twice
 Fumble Recovery 1, twice

Career

Tackles 7, at Michigan (9.15.07)
 TFLs 2.0, at Purdue (9.29.07)
 PBUs 2, San Diego State (9.6.08)
 Sacks 1.0, twice
 QB Hurries 1, four times
 Fumble Recovery 1, twice

ASAPH SCHWAPP

Season
 Carries 1, Boston College (11.8)
 Rushing Yards 2, Boston College (11.8)
 Receptions 1, Boston College (11.8)
 Receiving Yards 10, Boston College (11.8)
 Longest Reception 10, Boston College (11.8)

Career

Carries 8, vs. BYU (10.22.05)
 Rushing Yards 27, vs. BYU (10.22.05)
 Receptions 2, twice
 Receiving Yards 22, vs. Boston College (10.13.07)
 Longest Reception 15, vs. Boston College (10.13.07)

EVAN SHARPLEY

Season
 Carries 1, at Washington (10.25)
 Rushing Yards 1, at Washington (10.25)
 Longest Rush 1, at Washington (10.25)
 Pass Attempts 2, at Washington (10.25)
 Pass Completions 1, at Washington (10.25)
 Passing Yards 6, at Washington (10.25)
 Longest Completion 6, at Washington (10.25)
 Passing TDs --

Career

Carries 10, twice
 Rushing Yards 3, vs. Navy (11.3.07)
 Longest Rush 13, vs. Navy (11.3.07)
 Pass Attempts 33, vs. USC (10.20.07)
 Pass Completions 17, twice
 Passing Yards 208, at Purdue (9.29.07)
 Longest Completion 43, at Purdue (9.29.07)
 Passing TDs 2, twice

**Notre Dame Player
Career Highs**

BRIAN SMITH**Season**

Tackles	10, at Michigan State (9.20)
QB Hurries	1, three times
TFL	1.0, three times
Sacks	1.0, twice
Interceptions	--
Longest INT Return	--
INT Return TD	--
Forced Fumbles	1, at Michigan State (9.20)
Fumble Recoveries	2, Michigan (9.13)
PBUs	1, twice
Longest Fumble Return	35, Michigan (9.13)
Fumble Return TD	1, Michigan (9.13)

Career

Tackles	10, at Michigan State (9.20.08)
QB Hurries	1, five times
TFL	1.0, five times
Sacks	1.0, three times
Interceptions	1, vs. Boston College (10.13.07)
Longest INT Return	25, vs. Boston College (10.13.07)
INT Return TD	25, vs. Boston College (10.13.07)
Forced Fumbles	1, at Michigan State (9.20.08)
Fumble Recoveries	2, Michigan (9.13.08)
PBUs	1, twice
Longest Fumble Return	35, Michigan (9.13.08)
Fumble Return TD	1, Michigan (9.13.08)

HARRISON SMITH**Season/Career**

Tackles	9, Boston College (11.8)
TFL	2.0, at Washington (10.25)
Sacks	2.0, at Washington (10.25)
PBUs	2, Syracuse (11.22)
Carries	1, Stanford (10.4)
Rushing Yards	23, Stanford (10.4)
Longest Rush	23, Stanford (10.4)

GOLDEN TATE**Season**

Carries	2, at Washington (10.25)
Rushing Yards	24, at Michigan State (9.20)
Longest Rush	24, at Michigan State (9.20)
Rushing TD	1, at Washington (10.25)
Receptions	7, Syracuse (11.22)
Receiving Yards	146, Syracuse (11.22)
Longest Reception	60, Michigan (9.13)
Receiving TDs	2, Syracuse (11.22)
Longest Kickoff Return	30, Syracuse (11.22)
Kickoff Return Yards	92, at North Carolina (10.11)
Kickoff Returns	5, Pittsburgh (11.1)
Longest Punt Return	42, at Boston College (11.8)
Punt Return Yards	50, vs. Navy (11.15)
Punt Returns	7, vs. Navy (11.15)
Most All-Purpose Yards	223, Syracuse (11.22)

Career

Carries	2, at Washington (10.25.08)
Rushing Yards	24, at Michigan State (9.20.08)
Longest Rush	24, at Michigan State (9.20.08)
Rushing TD	1, at Washington (10.25.08)
Receptions	7, Syracuse (11.22.08)
Receiving Yards	146, Syracuse (11.22.08)
Longest Reception	60, Michigan (9.13.08)
Receiving TDs	2, Syracuse (11.22.08)
Longest Kickoff Return	40, at Michigan (9.15.07)
Kickoff Return Yards	133, at Michigan (9.15.07)
Kickoff Returns	5, twice
Longest Punt Return	42, at Boston College (11.8.08)

Punt Return Yards	50, vs. Navy (11.15.08)
Punt Returns	7, vs. Navy (11.15.08)
Most All-Purpose Yards	223, Syracuse (11.22.08)

BRANDON WALKER**Season**

Field Goals	4, Pittsburgh (11.1)
Longest FG	48, Pittsburgh (11.1)

Career

Field Goals	4, Pittsburgh (11.1.08)
Longest FG	48, twice

GEORGE WEST**Season**

Carries	--
Rushing Yards	--
Rushing TDs	--
Receptions	1, at Washington (10.25)
Receiving Yards	6, at Washington (10.25)
Longest Reception	6, at Washington (10.25)
Longest KR	33, at Washington (10.25)
KR Yards	33, at Washington (10.25)
Kickoff Returns	1, at Washington (10.25)
PR Yards	3, Michigan (9.13)
Punt Returns	1, Michigan (9.13)
Longest PR	3, Michigan (9.13)
Most All-Purpose Yards	39, at Washington (10.25)

Career

Carries	1, vs. Purdue (9.30.06)
Rushing Yards	11, vs. Purdue (9.30.06)
Rushing TDs	1, vs. Purdue (9.30.06)
Receptions	4, twice
Receiving Yards	37, at Purdue (9.29.07)
Longest Reception	20, vs. Ga. Tech (9.1.07)
Longest KR	33, twice
KR Yards	71, at Michigan State (9.23.06)
Kickoff Returns	3, at Michigan State (9.23.06)
PR Yards	15, vs. UNC (11.4.06)
Punt Returns	2, vs. UNC (11.4.06)
Longest PR	10, vs. UNC (11.4.06)
Most All-Purpose Yards	46, vs. Duke (11.17.07)

IAN WILLIAMS**Season**

Tackles	8, Syracuse (11.22)
TFL	2.0, Pittsburgh (11.1)

Career

Tackles	11, vs. Navy (11.3.07)
TFL	2.0, Pittsburgh (11.1.08)

The Last Time

NOTRE DAME

RUSHING

Had 400 or more yards:at Boston College, 1996 (426)
 Had 300 or more yards:at Stanford, 2003 (320)
 Had 70 or more rushing attempts:vs. Michigan State, 1991 (76)
 Had 60 or more rushing attempts:vs. Navy, 2007 (63)
 Had 50 or more rushing attempts:vs. Navy, 2008 (51)
 Had six or more rush TDs:vs. Navy, 1996 (6)
 Had five or more rush TDs:at USC, 2000 (5)
 Had four or more rush TDs:vs. Navy, 2007 (4)
 Had two players with 100 rush yards in a game:vs. Stanford, 2002
(Rashon Powers-Neal 108, Ryan Grant 103)

PASSING

Had 500 or more yards:.....at USC, 1970 (526)
 Had 400 or more yards:at Stanford, 2005 (432)
 Had 300 or more yards:at North Carolina, 2008 (383)
 Had 40 or more pass attempts:vs. Syracuse, 2008 (41)
 Had 30-39 pass attempts:vs. Purdue, 2008 (35)
 Had 25-29 pass completions:Stanford, 2008 (29)
 Had 20-24 pass completions:vs. Syracuse, 2008 (22)
 Had six passing TDsvs. BYU, 2005 (6)
 Had five passing TDs:at Michigan State, 2006 (5)
 Had four passing TDs:at Air Force, 2006 (4)
 Had three passing TDs:vs. Pittsburgh, 2008 (3)
 Had five passes intercepted:vs. USC, 1967 (7)
 Had four passes intercepted:at Boston College, 2008 (4)
 Had three passes intercepted:vs. Michigan, 2006 (3)

RECEIVING

Had two players with 100 receiving yards in a game:
vs. Pittsburgh, 2008 (Golden Tate - 111, Michael Floyd - 100)

 Had a player with over 150 receiving yards in a game:
vs. North Carolina, 2006 (Jeff Samardzija - 177)

 Had two players with 10 catches in a game:
vs. BYU, 2005 (Maurice Stovall - 14, Jeff Samardzija - 10)

COMBINATION OFFENSE

Had a 200-yard passer and 100-yard rusher in a game:
vs. Purdue, 2008 (Jimmy Clausen - 275, Armando Allen - 134)

 Had a 100-yard receiver and 100-yard rusher in a game:
vs. Purdue, 2008 (Michael Floyd - 100 rec, Armando Allen - 134 rush)

TOTAL OFFENSE

Had 600 or more yards total offense:at Stanford, 2005 (663)
 Had 500-599 yards total offense:vs. Navy, 2005 (505)
 Had 400-499 yards total offense:at Washington, 2008 (459)
 Had 85 or more plays total offense:vs. Navy, 2007 (90)
 Had 75-84 plays total offense:vs. Pittsburgh, 2008 (83)

SCORING

Scored 60 or more points:vs. Rutgers, 1996 (62)
 Scored 50-59 points:at Stanford, 2003 (57)
 Scored 40-49 points:vs. Navy, 2007 (44)
 Scored 30-39 points:vs. Pittsburgh, 2008 (33)
 Allowed 60 or more points:Never
 Allowed 50-59 points:at Miami (Fla.), 1985 (58)
 Allowed 40-49 points:vs. Air Force, 2007 (41)
 Allowed 30-39 points:vs. Pittsburgh, 2008 (36)
 Was held scoreless:at Boston College, 2008 (17-0)
 Was held scoreless at home:USC, 2007 (38-0)
 Was held scoreless on the road:at Boston College, 2008 (17-0)
 Was held without offensive touchdown:at Boston College, 2008 (17-0)
 Held opponent scoreless:vs. Rutgers, 2002 (42-0)
 Held opponent scoreless at home:vs. Rutgers, 2002 (42-0)
 Held opponent scoreless on the road:at Purdue, 1993 (17-0)

Held opponent without offensive touchdown:
at UCLA, 2007 (20-6)

Held opponent scoreless at neutral site:
vs. Maryland (Giants Stadium - East Rutherford, NJ), 2002 (22-0)

Held two opponents scoreless in a season:
2002 vs. Maryland (22-0) vs. Rutgers (42-0)

Held three opponents scoreless in a season:
1976 vs. Purdue (23-0) at Northwestern (49-0), vs. Oregon (41-0)

Held four opponents scoreless in a season:
1966 vs. Army (35-0) vs. North Carolina (32-0), at Oklahoma (38-0),
vs. Pittsburgh (40-0) vs. Duke (64-0), at USC (51-0)

Held five opponents scoreless in a season:
1966 vs. Army (35-0) vs. North Carolina (32-0), at Oklahoma (38-0),
vs. Pittsburgh (40-0) vs. Duke (64-0), at USC (51-0)

Held six opponents scoreless in a season:
1966 vs. Army (35-0) vs. North Carolina (32-0), at Oklahoma (38-0),
vs. Pittsburgh (40-0) vs. Duke (64-0), at USC (51-0)

Had multiple players with multiple TDs in a game:
vs. Navy, 2007 (Travis Thomas - 3, Duval Kamara - 2)

TURNOVERS

Did not commit a turnover:vs. Syracuse, 2008
 Committed six or more turnovers:vs. Navy, 1984 (6)
 Committed five turnovers:at Boston College, 2008 (5)
 Committed four fumbles lost:vs. Michigan State, 1999 (4)
 Committed three fumbles lost:at North Carolina, 2008 (3)
 Recorded six or more takeaways:Michigan, 2008 (6)
 Recorded five takeaways:vs. Washington, 2004 (5)

Returned two or more interceptions for TDs:vs. Stanford, 2002 (2)
(Shane Walton - 18 yards, Courtney Watson - 34 yards)

Returned an interception for a TD:vs. Purdue, 2008 (1)
(Robert Blanton - 47 yards)

Returned a fumble for a TD:Michigan, 2008 (1)
(Brian Smith - 35 yards)

DEFENSE

Held opponent 50 or fewer rushing yards:at Washington, 2008 (26)
 Held opponent to 100 or fewer passing yards: ..at Boston College, 2008 (79)
 Held opponent to 201-300 yards total offense:
vs. Navy, 2008 (242)
 Held opponent to 200 or fewer yards total offense: at Washington, 2008 (124)
 Intercepted five or more passes:vs. Purdue, 1988 (5)
 Intercepted four passes:at UCLA, 2007 (4)
 Intercepted three passes:vs. Pittsburgh, 2008 (3)
 Scored a safety:at Stanford, 2003
 Recorded nine or more sacks:vs. Rutgers, 1996 (9)
 Recorded eight sacks:vs. Pittsburgh, 2003 (8)
 Recorded seven sacks:at Stanford, 2005 (7)
 Recorded six sacks:vs. Navy, 2004 (6)
 Recorded five sacks:vs. Stanford, 2008 (5)
 Held opponent to 10 or fewer first downs:
at Washington, 2008 (8)

SPECIAL TEAMS

Returned a punt for a TD:vs. North Carolina, 2006
(Tom Zbikowski, 52 yards)
 Returned a blocked punt for a TD:vs. Navy, 2008
(Toryan Smith, 14 yards)
 Returned a kickoff for a TD:vs. Navy, 2002
(Vontez Duff, 92 yards)

**The
Last Time**

Returned a blocked FG for a TDat Air Force, 2006
(Terrail Lambert, 76 yards)
 Blocked a punt:vs. Navy, 2008
(Mike Anello)
 Punted 10 or more times:USC, 2007 (10)
 Did not punt:at Washington, 2008
 Blocked a field goal:vs. Boston College, 2007
 Had a field goal blocked:at Purdue, 2007
 Blocked a PAT kick:vs. North Carolina, 2006 (2)
 Scored on a blocked PAT attempt:vs. Texas, 1995
 Missed a kicking PAT:at Washington, 2008
 Had a kicking PAT blocked:at Air Force, 2006 (2)
 Had a punt blocked:at Boston College, 2008

MISCELLANEOUS

Had 30 or more first downs:vs. Purdue, 2006 (33)
 Had 20-29 first downs:vs. Navy, 2008 (24)
 Was not penalized:at LSU, 1997
 Had 10 or more penalties:vs. Duke, 2007 (11)
 Had 120 or more yards in penalties:at Rutgers, 2000 (120)
 Had 35 minutes or more of possession time:vs. Navy, 2008 (35:33)
 Was involved in a tie game:at USC, 1994 (17-17)
 Was involved in an overtime game:vs. Pittsburgh, 2008 (L, 33-36)

A NOTRE DAME PLAYER**RUSHING**

Rushed for 300 or more yards:Never
 Rushed for 250-299 yards:Julius Jones at Pittsburgh, 2003 (262)
 Rushed for 200-249 yards:Julius Jones at Stanford, 2003 (218)
 Rushed for 175-199 yards:Darius Walker at Stanford, 2005 (186)
 Rushed for 150-174 yards:Darius Walker vs. Army, 2006 (162)
 Rushed for 125-149 yards:Armando Allen vs. Purdue, 2008 (134)
 Rushed for 100-124 yards:Robert Hughes vs. Duke, 2007 (110)
 Quarterback rushed for 100 or more yards:Carlyle Holiday
at Boston College, 2001 (109)
 Rushed 40 or more times:Allen Pinkett at LSU, 1984 (40)
 Rushed 35-39 times:Julius Jones, vs. BYU, 2003 (35)
 Rushed 30-34 times:James Aldridge vs. Navy, 2007 (32)
 Rushed 25-29 times:Darius Walker vs. Stanford, 2006 (25)
 Rushed for four or more TDs:Emmett Mosley vs. Navy, 1994 (4)
 Rushed for three TDs:Travis Thomas vs. Navy, 2007 (3)
 Rushed for two TDs:Robert Hughes, Michigan, 2008 (2)
 Had a run of 80 yards or more:
Terrance Howard at West Virginia, 2000 (80)
 Had a run of 70-79 yards:Arnaz Battle vs. Kansas, 1999 (74)
 Had a run of 60-69 yards:Brady Quinn vs. USC, 2006 (60)
 Had a run of 50-59 yards:Carlyle Holiday at Air Force, 2002 (53)

PASSING

Passed for 500 or more yards:Joe Theismann at USC, 1970 (526)
 Passed for 400-499 yards:Brady Quinn at Stanford, 2005 (432)
 Passed for 300-399 yards:Jimmy Clausen at North Carolina, 2008 (383)
 Attempted 50 or more passes: Brady Quinn vs. Michigan State, 2005 (60)
 Attempted 40-49 passes:Jimmy Clausen at Boston College, 2008 (46)
 Attempted 30-39 passes:Jimmy Clausen vs. Syracuse, 2008 (39)
 Completed 30 or more passes:Jimmy Clausen at North Carolina, 2008 (31)
 Completed 20-29 passes:Jimmy Clausen vs. Syracuse, 2008 (22)
 Threw five or more TDs:Brady Quinn at Michigan State, 2006 (5)
 Threw four TDs:Brady Quinn at Air Force, 2006 (4)
 Threw three TDsJimmy Clausen vs. Pittsburgh, 2008 (3)
 Threw five or more interceptions:Before 1975
 Threw four interceptions:Jimmy Clausen at Boston College, 2008 (4)
 Threw three interceptions:Brady Quinn vs. Michigan, 2006 (3)
 Completed a pass of 80 yards or more:
Brady Quinn at Stanford, 2005 (80)
 Completed a pass of 70-79 yards:Brady Quinn vs. Tennessee, 2005 (73)
 Completed a pass of 60-69 yards:
Jimmy Clausen vs. Michigan, 2008 (60)
 Completed a pass of 50-59 yards:Brady Quinn at Air Force, 2006 (51)

RECEIVING

Caught 15 or more passes:Never
 Caught 10-14 passes:Michael Floyd vs. Pittsburgh, 2008 (10)
 Caught seven to nine passes:David Grimes vs. Syracuse, 2008 (7)
Golden Tate vs. Syracuse, 2008 (7)
 Had 200 or more yards receiving:Maurice Stovall vs. BYU, 2005 (207)
 Had 175-199 yards receiving:Jeff Samardzija vs. North Carolina, 2006 (177)
 Had 150-174 yards receiving:Jeff Samardzija vs. BYU, 2005 (152)
 Had 100-149 yards receiving:Golden Tate vs. Syracuse, 2008 (146)
 Caught four or more TDs:Maurice Stovall vs. BYU, 2005 (4)
 Caught three TDs:Maurice Stovall vs. Navy, 2005 (3)
 Caught two TDs:Golden Tate vs. Syracuse, 2008 (2)

TOTAL OFFENSE

Had 500 or more yards total offense:Joe Theismann at USC, 1970 (512)
 Had 400-499 yards total offense:Brady Quinn vs. BYU, 2005 (457)
 Had 100 yards both passing and rushing:
Jarious Jackson vs. Oklahoma, 1999 (276 passing, 107 rushing)

SCORING

Accounted for four or more touchdowns:
Brady Quinn at Air Force, 2006 (4 passing)
 Accounted for three touchdowns:
Jimmy Clausen vs. Pittsburgh, 2008 (3 passing)

DEFENSE

Intercepted three or more passes:Shane Walton vs. Maryland, 2002 (3)
 Intercepted two passes:Raeshon McNeil vs. Pittsburgh, 2008 (2)
 Recovered three or more fumbles:Never
 Forced two fumbles:Maurice Crum, Jr. at UCLA, 2007 (2)
 Recovered two fumbles:Brian Smith vs. Michigan, 2008 (2)
 Recorded 15 or more tackles:David Bruton vs. Pittsburgh, 2008 (16)
Kyle McCarthy vs. Pittsburgh, 2008 (15)
 Recorded 10-14 tackles:Kyle McCarthy vs. San Diego State, 2008 (14)

SPECIAL TEAMS

Scored 15 or more points kicking:B. Walker vs. Pittsburgh, 2008 (15)
 Scored 10-14 points kicking:B. Walker vs. Syracuse, 2008 (11)
 Kicked five or more field goals:
Nicholas Setta vs. Washington State, 2003 (5)
 Kicked four field goals:Brandon Walker vs. Pittsburgh, 2008 (4)
 Kicked two field goals of 50 or more yards:Never
 Kicked a field goal of 50 or more yards:Nicholas Setta
vs. Maryland, 2002 (51)
 Kicked a punt 70 or more yards:Jim Yoder vs. Texas, 1971 (71)
 Kicked a punt 60-69 yards:Geoffrey Price vs. PSU, 2006 (62)
 Punted 10 or more times:Geoff Price vs. USC, 2007 (10)
 Totaled 175 or more kickoff return yards:
Raghib Ismail at Michigan, 1989 (192)
 Totaled 100 or more punt return yards:
Tom Zbikowski vs. Tennessee, 2005 (118)

AN OPPOSING TEAM**RUSHING**

Had 400 or more yards:Pittsburgh, 1975 (411)
 Had 300-399 yards:Stanford, 1997 (322)
 Had 200-299 yards:Michigan State, 2008 (203)
 Had 50 or more rushing attempts:Air Force, 2007 (63)
 Had five or more rush TDs:USC, 2005 (5)
 Had four rush TDs:Navy, 2007 (4)
 Had two or more players with 100 rush yards in a game: Stanford, 1997
(Anthony Bookman - 142, Mike Mitchell - 135)

PASSING

Had 400 or more yards:Washington, 2005 (408)
 Had 300-399 yards:Purdue, 2008 (359)
 Had 60 or more pass attempts:Tennessee, 1990 (60)
 Had 50-59 pass attempts:Purdue, 2008 (55)
 Had 40-49 pass attempts:Boston College, 2007 (49)

**The
Last Time**

Had 30 or more pass completions:Boston College, 2007 (32)
 Had five or more passing TDs:USC, 2004 (5)
 Had four passing TDs:USC, 2007 (4)
 Had three passing TDs:Michigan, 2007 (3)

RECEIVING

Had two players with 100 receiving yards in a game:USC, 2003
(Mike Williams 112, Keary Colbert 120)

TOTAL OFFENSE

Had 600 or more yards total offense:Ohio State, 2006 Fiesta Bowl (617)
 Had 500-599 yards total offense:LSU, 2007 Sugar Bowl (577)
 Had 400-499 yards total offense:Purdue, 2008 (462)
 Had 80 or more plays:Boston College, 2007 (83)
 Had 75-79 plays:Pittsburgh, 2008 (77)

SCORING

Scored 60 or more points:Never
 Scored 50-59 points:Miami (Fla.), 1985 (58)
 Scored 40-49 points:Air Force, 2007 (41)
 Scored 30-39 points:Pittsburgh, 2008 (36)
 Scored a two-point conversion:Navy, 2007

TURNOVERS

Did not commit a turnover:Boston College, 2008
 Had three or more fumbles lost:Michigan, 2008 (4)
 Intercepted five or more passes:USC, 1967 (7)
 Intercepted four passes:Purdue, 2003 (4)
 Intercepted three passes:Michigan, 2006 (3)
 Returned an interception for a TD:Boston College, 2008
(Quan Sturdivant - 32 yards)
 Returned a fumble for a TD:Air Force, 2007
(John Rabold - 19 yards)

DEFENSE

Held ND to 10 or fewer first downs:USC, 2007 (10)
 Scored a safety:LSU, 1998
 Held ND to 50 or fewer rushing yards:Syracuse, 2008 (41)
 Held ND to 101-200 passing yards:Navy, 2008 (110)
 Held ND to 100 or fewer passing yards:UCLA, 2007 (94)
 Held ND to 201-300 yards total offense:Boston College, 2008 (292)
 Held ND to 200 or fewer yards total offense:USC, 2007 (165)

SPECIAL TEAMS

Returned a punt for a TD: Penn State, 2007 (Derrick Williams - 78 yards)
 Returned a blocked punt for a TD:Michigan State, 2004
(Jerramy Scott - 0 yards)
 Returned a kickoff for a TD:USC, 2006 (Brian Cushing - 42 yards)
 Punted 10 or more times:Rutgers, 2002 (10)
 Did not punt:Miami (Fla.), 1985
 Missed a kicking PAT:San Diego State, 2008

MISCELLANEOUS

Had 30 or more first downs:LSU, 2007 Sugar Bowl (31)
 Had 20-29 first downs:North Carolina, 2008 (21)
 Had 10 or more penalties:Boston College, 2007 (15)
 Had 100 or more yards in penalties:San Diego State, 2008 (100)
 Had 35 minutes or more of possession time: Boston College, 2007 (39:03)
 Had one 100-yard receiver and one 100-yard rusher:USC, 2006
(C.J. Cable, 107 rushing, Dwayne Jarrett, 132 receiving)

AN OPPOSING PLAYER

RUSHING

Rushed for 300 or more yards:Tony Dorsett, Pittsburgh, 1975 (303)
 Rushed for 200-299 yards:Javon Ringer, Michigan State, 2008 (201)
 Rushed for 150-199 yards:LeSean McCoy, Pittsburgh, 2008 (169)
 Rushed for 100-149 yards:Antwon Bailey, Syracuse, 2008 (126)
 Rushed 40 or more times:Craig Heyward, Pittsburgh, 1987 (42)
 Rushed 30-39 times:LeSean McCoy, Pittsburgh, 2008 (32)
 Rushed 25-29 times:Sam McGuffie, Michigan, 2008 (25)

Rushed for five or more TDs:Walter Reyes, Syracuse, 2003 (5)
 Rushed for four TDs:Walter Reyes, Syracuse, 2003 (5)
 Rushed for three TDs:Reggie Bush, USC, 2005 (3)
 Rushed for two TDs:Javon Ringer, Michigan State, 2008 (2)
 Had a run of 80 yards or more:Sherman Lewis, Michigan State, 1963 (85)
 Had a run of 70-79 yards:Walter Reyes, Syracuse, 2003 (71)
 Had a run of 60-69 yards:Javon Ringer, Michigan State, 2008 (63)
 Had a run of 50-59 yards:Joe McKnight, USC, 2007 (51)

PASSING

Passed for 500 or more yards:Never
 Passed for 400-499 yards:Matt Leinart, USC, 2004 (400)
 Passed for 300-399 yards:Curtis Painter, Purdue, 2008 (359)
 Attempted 60 or more passes:Andy Kelly, Tennessee, 1990 (60)
 Attempted 50-59 passes:Curtis Painter, Purdue, 2008 (55)
 Attempted 40-49 passes:Matt Ryan, Boston College, 2007 (49)
 Completed 30 or more passes:Matt Ryan, Boston College, 2007 (32)
 Completed 20-29 passes:Curtis Painter, Purdue, 2008 (29)
 Threw five or more TDs:Matt Leinart, USC, 2004 (5)
 Threw four TDs:Mark Sanchez, USC, 2007 (4)
 Threw three TDs:Ryan Mallett, Michigan, 2007 (3)
 Completed a pass of 90 yards or more:Kyle Orton, Purdue, 2004 (97)
 Completed a pass of 80-89 yards:Curtis Painter, Purdue, 2006 (88)
 Completed a pass of 70-79 yards:Joe Dailey, North Carolina, 2006 (72)
 Completed a pass of 60-69 yards:Chad Henne, Michigan, 2006 (69)
 Completed a pass of 50-59 yards: Anthony Morelli, Penn State, 2007 (51)

RECEIVING

Caught 10 or more passes:Desmond Tardy, Purdue, 2008 (10)
 Caught seven to nine passes:Hakeem Nicks, North Carolina, 2008 (9)
 Had 200 or more yards receiving:Selwyn Lymon, Purdue, 2006 (238)
 Had 150-199 yards receiving:Desmond Tardy, Purdue, 2008 (175)
 Had 100-149 yards receiving:Hakeem Nicks, North Carolina, 2008 (141)
 Caught three or more TD passes:Dwayne Jarrett, USC, 2006 (3)
 Caught two TD passes:Kellen Davis, Michigan State, 2007 (2)

SCORING

Accounted for five or more touchdowns:Matt Leinart, USC, 2004
(5 passing)

Accounted for four touchdowns:Matt Trannon, Michigan State, 2005
(3 receiving, 1 rushing)

Accounted for three touchdowns:
Shaun Carney, Air Force (1 rushing, 2 passing)

DEFENSE

Intercepted three or more passes:Rod Johnson, N.C. State, 2003 (3)
 Intercepted two passes:Ketric Buffin, Navy, 2008 (2)
 Recorded three or more sacks:Bruce Davis, UCLA, 2007 (3.0)
 Recorded two sacks:Bruce Carter, North Carolina, 2008 (2.0)

SPECIAL TEAMS

Kicked four or more field goals:Conor Lee, Pittsburgh, 2004 (5)
 Kicked a field goal 50 or more yards:Matt Payne, BYU, 2004 (53)
 Kicked a punt of 65 or more yards:Jared Armstrong, Purdue, 2006 (69)
 Totaled 100 or more kick return yards:Karl Whittaker, Navy, 2005 (159)

**The Charlie Weis
Record Book**

TEAM RECORDS - OFFENSE**most points in a game**

49	BYU	10.22.05
49	at Purdue	10.1.05
45	North Carolina	11.4.06
44	Navy	11.3.07
42	Navy	11.12.05
42	at Pittsburgh	9.3.05
41	Penn State	9.9.06
41	Tennessee	11.5.05
41	Michigan State	9.17.05
41	Army	11.18.06

most points in a half

35 (1st)	at Pittsburgh	9.3.05
31 (1st)	North Carolina	11.4.06
28 (1st)	Michigan	9.13.08
28 (1st)	at Purdue	10.1.05
28 (2nd)	BYU	10.22.05
28 (1st)	Navy	11.12.05
28 (1st)	Purdue	9.30.06
27 (1st)	at Air Force	11.11.06
26 (2nd)	at Michigan State	9.23.06
24 (2nd)	Purdue	9.27.08
24 (2nd)	at Washington	9.24.05
24 (2nd)	at Stanford	11.26.05

most points in a quarter

28 (2nd)	at Pittsburgh	9.3.05
21 (3rd)	Purdue	9.27.08
21 (1st)	Michigan	9.13.08
21 (2nd)	Navy	11.12.05
21 (3rd)	BYU	10.22.05
21 (2nd)	at Purdue	10.1.05
20 (2nd)	Army	11.18.06
20 (4th)	Tennessee	11.5.05
20 (1st)	at Air Force	11.11.06
19 (4th)	at Michigan State	9.23.06

margin of victory

32	Army	11.18.06
26	at Washington	10.25.08
26	BYU	10.22.05
24	Syracuse	11.19.05
24	Penn State	9.9.06
24	vs. Navy	10.28.06
22	at Air Force	11.11.06
21	at Pittsburgh	9.3.05
21	at Purdue	10.1.05
21	Navy	11.12.05
21	Stanford	10.7.06
21	Duke	11.17.07

fewest points in a game

0	at Boston College	11.8.08
0	at Michigan	9.15.07
0	USC	10.20.07
3	Georgia Tech	9.1.07
7	at Michigan State	9.20.08
10	at Penn State	9.8.07
14	Boston College	10.13.07
14	Michigan State	9.22.07
14	at Georgia Tech	9.2.06
14	vs. LSU	1.3.07

fewest points in a half

0 (1st)	at Boston College	11.8.08
0 (2nd)	at Boston College	11.8.08
0 (1st)	at Michigan State	9.20.08
0 (1st)	USC	10.20.07
0 (2nd)	USC	10.20.07
0 (1st)	Boston College	10.13.07
0 (1st)	at Purdue	9.29.07
0 (2nd)	Michigan State	9.22.07
0 (1st)	at Michigan	9.15.07
0 (2nd)	at Michigan	9.15.07
0 (1st)	Georgia Tech	9.1.07
0 (2nd)	vs. LSU	1.3.07

most rushing yards in a game

275	at Pittsburgh	9.3.05
252	at Washington	10.25.08
235	Navy	11.3.07
233	at Washington	9.24.05
231	at Stanford	11.26.05
230	vs. Navy	11.15.08
221	Army	11.18.06
221	Navy	11.12.05
220	Duke	11.17.07
204	Stanford	10.7.06

fewest rushing yards in a game

-8	Georgia Tech	9.1.07
-6	at Michigan	9.15.07
0	at Penn State	9.8.07
4	Michigan	9.16.06
16	at Michigan State	9.20.08
27	Boston College	10.13.07
41	UCLA	10.21.06
41	Syracuse	11.22.08
44	BYU	10.22.05
46	at UCLA	10.6.07

most carries

63	Navy	11.3.07
52	USC	11.15.05
51	vs. Navy	11.15.08
50	at Stanford	11.26.05
50	at Purdue	10.1.05
50	at Pittsburgh	9.3.05
49	at Washington	10.25.08
48	Duke	11.17.07
47	at Washington	9.24.05
44	at Michigan	9.10.05

highest average gain per rush (min. 20)

6.5	at Air Force	11.11.06	27-176
6.3	Army	11.18.06	35-221
5.7	Navy	11.12.05	39-221
5.5	at Pittsburgh	9.3.05	50-275
5.2	Stanford	10.7.06	39-204
5.1	at Washington	10.25.08	49-252
5.0	Purdue	9.27.08	40-201
5.0	at Washington	9.24.05	47-233
4.8	vs. Navy	10.28.06	37-176
4.6	at Stanford	11.26.05	50-231
4.6	vs. LSU	1.3.07	31-143
4.6	vs. Duke	11.17.07	48-220

most rushing TDs scored

4	Navy	11.3.07
4	at Purdue	10.1.05
4	at Pittsburgh	9.3.05
3	at Washington	10.25.08
3	at Stanford	11.24.07
3	vs. Ohio State	1.2.06
3	at Washington	9.24.05
3	Purdue	9.30.06
3	Army	11.18.06
2	vs. Navy	11.15.08
2	Michigan	9.13.08
2	Michigan State	9.22.07
2	Navy	11.12.05
2	at Stanford	11.26.05
2	USC	11.15.05
2	at Georgia Tech	9.2.06
2	vs. Navy	10.28.06

most passes attempted

60	Michigan State	9.17.05
52	at Purdue	9.29.07
49	Boston College	10.13.07
49	Michigan	9.16.06
48	at North Carolina	10.11.08
46	at Boston College	
45	UCLA	10.21.06
45	vs. Ohio State	1.2.06
45	at USC	11.25.06
44	Pittsburgh	11.1.08

most passes completed

34	at Purdue	9.29.07
33	Michigan State	9.17.05
32	BYU	10.22.05
31	at North Carolina	10.11.08
30	at Purdue	10.1.05
29	Stanford	10.4.08
29	vs. Ohio State	1.2.06
29	Purdue	9.30.06
27	UCLA	10.21.06
27	Stanford	10.7.06

highest completion percentage (min. 10 att.)

78.9	vs. Navy	11.15.08	15-19
78.0	BYU	10.22.05	32-41
76.9	at Purdue	10.1.05	30-39
76.3	Purdue	9.30.06	29-38
73.7	at Air Force	11.11.06	14-19
73.3	Army	11.18.06	22-30
72.5	Stanford	10.4.08	29-40
72.0	vs. Navy	10.28.06	18-25
71.1	Stanford	10.7.06	27-38
71.0	Navy	11.12.05	22-31

most passing yards

487	Michigan State	9.17.05
468	at Purdue	10.1.05
467	BYU	10.22.05
432	at Stanford	11.26.05
383	at North Carolina	10.11.08
377	at Purdue	9.29.07
347	Stanford	10.4.08
346	North Carolina	11.4.06
327	at Washington	9.24.05
319	at Michigan State	9.23.06

most passing ypa (min. 10 att.)

12.0	at Purdue	10.1.05	39-468
11.8	vs. Navy	10.28.06	25-295
11.4	BYU	10.22.05	41-467
11.4	at Stanford	11.26.05	38-432
10.9	at Air Force	11.11.06	19-207
9.4	North Carolina	11.4.06	37-346
9.2	Navy	11.12.05	31-284
8.9	Tennessee	11.5.05	33-295
8.9	at Michigan State	9.23.06	36-319
8.8	at Washington	9.24.05	37-327

most passing yards per comp. (min. 5 comp.)

17.3	at Stanford	11.26.05	25-432
16.4	vs. Navy	10.28.06	18-295
15.9	at Michigan State	9.23.06	20-319
15.6	at Purdue	10.1.05	30-468
15.0	North Carolina	11.4.06	23-346
14.8	Michigan State	9.17.05	33-487
14.8	Tennessee	11.5.05	20-295
14.8	at Air Force	11.11.06	14-207
14.7	Michigan	9.13.08	10-147
14.6	BYU	10.22.05	32-467

most touchdown passes

6	BYU	10.22.05
5	Michigan State	9.17.05
5	at Michigan State	9.23.06
4	at Air Force	11.11.06
4	North Carolina	11.4.06
4	Navy	11.12.05
3	Pittsburgh	11.1.08
3	Stanford	10.4.08
3	Purdue	9.27.08
3	San Diego State	9.6.08
3	Duke	11.17.07
3	Air Force	11.10.07
3	Army	11.18.06
3	Tennessee	11.5.05
3	at Stanford	11.26.05
3	at Purdue	10.1.05
3	Stanford	10.7.06
3	Penn State	9.9.06
3	Michigan	9.16.06

The Charlie Weis
Record Book

3	vs. Navy	10.28.06
3	at USC	11.25.06
3	at Purdue	9.29.07

most passes had intercepted

4	at Boston College	11.8.08
3	Michigan	9.16.06
2	vs. Navy	11.15.08
2	at North Carolina	10.11.08
2	at Michigan State	9.20.08
2	Michigan	9.13.08
2	San Diego State	9.6.08
2	Boston College	10.13.07
2	at Stanford	11.26.05
2	at Purdue	10.1.05
2	vs. LSU	1.3.07
2	at Michigan	9.15.07
2	at Purdue	9.29.07

highest passing efficiency rating (min. 11 att.)

234.7	at Air Force	11.11.06
222.0	BYU	10.22.05
210.7	vs. Navy	10.28.06
192.9	at Purdue	10.1.05
184.1	Navy	11.12.05
176.8	at Stanford	11.26.05
176.4	North Carolina	11.4.06
170.3	at Michigan State	9.23.06
170.1	Stanford	10.4.08
165.7	Tennessee	11.5.05

most total offense plays

98	Michigan State	9.17.05	38r,60p
90	Navy	11.3.07	63r,27p
89	at Purdue	10.1.05	50r,39p
88	at Stanford	11.26.05	50r,38p
87	USC	11.15.05	52r,35p
84	at Washington	9.24.05	47r,37p
83	Pittsburgh	11.1.08	39r,44p
81	Purdue	9.30.06	43r,38p
80	Duke	11.17.07	48r, 32p
80	UCLA	10.21.06	35r,45p

most total offense yards gained

663	at Stanford	11.26.05	231r,432p
621	at Purdue	10.1.05	153r,468p
594	Michigan State	9.17.05	107r,487p
560	at Washington	9.24.05	233r,327p
511	BYU	10.22.05	44r,467p
505	Navy	11.12.05	221r,284p
502	at Pittsburgh	9.3.05	275r,227p
476	Purdue	9.27.08	201r, 275p
472	at North Carolina	10.11.08	89r,383p
471	vs. Navy	10.28.06	176r, 295p

highest average gain per play

8.3	at Air Force	11.11.06	46-383
8.0	BYU	10.22.05	64-511
7.6	vs. Navy	10.28.06	62-471
7.5	at Stanford	11.26.05	88-663
7.2	Navy	11.12.05	70-505
7.0	at Purdue	10.1.05	89-621
6.9	at Michigan State	9.23.06	53-366
6.8	Army	11.18.06	65-439
6.7	at Washington	9.24.05	84-560
6.5	at Pittsburgh	9.3.05	77-502

most all-purpose yards gained

794	at Stanford	11.26.05
716	Michigan State	9.17.05
698	BYU	10.22.05
683	at Purdue	10.1.05
646	North Carolina	11.4.06
622	at Washington	9.24.05
605	Tennessee	11.5.05
592	at North Carolina	10.11.08
580	Purdue	9.27.08
577	Navy	11.12.05

most all-purpose attempts

97	Navy	11.3.07
92	Pittsburgh	11.1.08
85	at North Carolina	10.11.08
85	at Stanford	11.26.05
84	at Purdue	10.1.05
82	at Washington	10.25.08
81	USC	11.15.05
81	Purdue	9.27.08
80	vs. Navy	11.15.08
78	Michigan State	9.17.05

most touchdowns scored

7	at Purdue	10.1.05
7	BYU	10.22.05
6	Navy	11.3.07
6	Army	11.18.06
6	at Air Force	11.1.06
6	North Carolina	11.4.06
6	Navy	11.12.05
6	at Pittsburgh	9.3.05
6	at Michigan State	9.23.06
5	Purdue	9.27.08
5	Tennessee	11.5.05
5	at Stanford	11.26.05
5	Penn State	9.9.06
5	Michigan State	9.17.05
5	Purdue	9.30.06
5	vs. Navy	10.28.06

most first downs in a game

33	at Pittsburgh	9.3.05
33	Purdue	9.30.06
32	at Purdue	10.1.05
31	Michigan State	9.17.05
31	at Washington	9.24.05
30	at Stanford	11.26.05
29	Navy	11.12.05
29	Stanford	10.7.06
28	USC	11.15.05
27	at North Carolina	10.11.08
27	BYU	10.22.05
27	Navy	11.3.07

fewest first downs in a game

9	Michigan State	9.22.07
9	at Penn State	9.8.07
10	USC	10.20.07
10	at Michigan	9.15.07
12	at UCLA	10.6.07
13	Georgia Tech	9.1.07
13	at Michigan State	9.23.06
14	Michigan	9.13.08
14	Boston College	10.13.07
14	Michigan	9.16.06
14	Tennessee	11.5.05

most time of possession

38:40	USC	11.15.05
38:01	Purdue	9.30.06
37:28	at Washington	10.25.08
36:56	at Washington	9.24.05
36:03	at Purdue	10.1.05
35:49	Michigan State	9.17.05
35:35	Duke	11.17.07
35:25	at Georgia Tech	9.2.06
35:26	Purdue	9.27.08
35:33	vs. Navy	11.15.08

least time of possession

20:57	Boston College	10.13.07
21:25	at Air Force	11.11.06
24:21	at Michigan State	9.23.06
25:45	at Stanford	11.24.07
25:54	Air Force	11.10.07
26:00	at Penn State	9.8.07
26:04	Michigan	9.16.06
26:15	at Michigan State	9.20.08
26:16	at Michigan	9.15.07
26:21	BYU	10.22.05

most third down conversions

10	at North Carolina	10.11.08
10	at Purdue	10.1.05
10	USC	11.15.05
10	at Pittsburgh	9.3.05
10	Duke	11.17.07
9	Navy	11.3.07
9	Navy	11.12.05
9	vs. Ohio State	1.2.06
8	vs. LSU	1.3.07
8	North Carolina	11.4.06
8	BYU	11.12.05
8	at Stanford	11.26.05
8	Purdue	9.30.06

fewest third down conversions

1	at Michigan State	9.23.06
2	at Penn State	9.8.07
2	Michigan	9.16.06
3	vs. Navy	11.15.08
3	Michigan	9.13.08
3	San Diego State	9.6.08
3	at UCLA	10.6.07
3	at Air Force	11.11.06
4	Syracuse	11.22.08
4	Stanford	10.4.08
4	at Stanford	11.24.07
4	Air Force	11.10.07
4	USC	10.20.07
4	at Michigan	9.15.07
4	UCLA	10.21.06
4	at Michigan	9.10.05

most fourth down conversions

6	Navy	11.3.07
4	at Purdue	9.29.07
4	UCLA	10.21.06
4	Penn State	9.9.06
3	Purdue	9.27.08
3	vs. Navy	10.28.06
3	Michigan State	9.17.05
2	Syracuse	11.22.08
2	at Washington	10.25.08
2	Stanford	10.4.08
2	Air Force	11.10.07
2	at USC	11.25.06
2	at Georgia Tech	9.2.06
2	Syracuse	11.19.05
2	at Michigan State	9.23.06
2	Purdue	9.30.06
2	Georgia Tech	9.1.07

TEAM RECORDS - SPECIAL TEAMS

most punts

10	USC	10.20.07
10	at Penn State	9.8.07
9	at UCLA	10.6.07
9	at Michigan	9.10.05
9	Michigan State	9.22.07
7	at Boston College	11.8.08
7	at Michigan	9.15.07
7	Georgia Tech	9.1.07
7	UCLA	10.21.06
7	Michigan	9.16.06
7	at Michigan State	9.23.06

most punt returns

7	vs. Navy	11.15.08
6	at Stanford	11.26.05
5	North Carolina	11.4.06
4	at Stanford	11.24.07
4	USC	11.15.05
4	at Georgia Tech	9.2.06
3	at Boston College	11.8.08
3	at Michigan State	9.20.08
3	San Diego State	9.6.08
3	USC	10.20.07
3	Boston College	10.13.07
3	at Michigan	9.15.07
3	Army	11.18.06

**The Charlie Weis
Record Book**

3	Tennessee	11.5.05
3	Syracuse	11.19.05
3	Duke	11.17.07

most punt return yards

118	Tennessee	11.5.05
92	vs. Navy	11.15.08
87	USC	11.15.05
84	North Carolina	11.4.06
64	at Stanford	11.24.07
44	at Boston College	11.8.08
41	San Diego State	9.6.08
37	Navy	11.3.07
34	Boston College	10.13.07
34	at Stanford	11.26.05

highest avg. gain per punt return (min. 2 ret.)

39.3	Tennessee	11.5.05	3-118
21.8	USC	11.15.05	4-87
18.5	Navy	11.3.07	2-37
16.8	North Carolina	11.4.06	5-84
16.0	at Stanford	11.24.07	4-64
15.5	at Washington	9.24.05	2-31
14.7	at Boston College	11.8.08	3-44
13.7	San Diego State	9.6.08	3-41
13.1	vs. Navy	11.15.08	7-92
12.5	Navy	11.12.05	2-25

most kick returns

8	Georgia Tech	9.1.07
8	at Purdue	9.29.07
7	at North Carolina	10.11.08
7	Michigan	9.16.06
7	at USC	11.25.06
6	Air Force	11.10.07
6	vs. LSU	1.3.07
5	Syracuse	11.22.08
5	Pittsburgh	11.1.08
5	at Michigan State	9.20.08
5	Navy	11.3.07
5	USC	10.20.07
5	Michigan State	9.22.07
5	at Michigan	9.15.07
5	BYU	10.22.05

most kick return yards

158	Michigan	9.16.06
147	at Michigan State	9.20.08
142	at USC	11.25.06
133	at Michigan	9.15.07
132	at Purdue	9.29.07
131	Navy	11.3.07
128	vs. LSU	1.3.07
120	at North Carolina	10.11.08
117	Air Force	11.10.07
112	Georgia Tech	9.1.07

highest avg. gain per kick return (min. 2 ret.)

39.5	at Georgia Tech	9.2.06	2-79
31.0	at Purdue	10.1.05	2-62
29.4	at Michigan State	9.20.08	5-147
27.5	North Carolina	11.4.06	4-110
26.6	at Michigan	9.15.07	5-133
26.2	Navy	11.3.07	5-131
26.2	Purdue	9.27.08	4-105
25.3	at Penn State	9.8.07	4-101
24.8	at Michigan State	9.23.06	4-99
24.7	San Diego State	9.6.08	3-74

TEAM RECORDS - DEFENSE**most points allowed**

47	Michigan	9.16.06
46	Navy	11.3.07
44	Michigan State	9.17.05
44	at USC	11.25.06
41	vs. LSU	1.3.07
41	Air Force	11.10.07
38	at Michigan	9.15.07
38	USC	10.20.07
37	at Michigan State	9.23.06
36	Pittsburgh	11.1.08

most points allowed (half)

34	Michigan (first)	9.16.06
31	at Michigan State (first)	9.23.06
31	at Michigan (first)	9.15.07
28	at Purdue (second)	10.1.05
24	Michigan State (first)	9.17.05
24	Air Force (second)	11.10.07
23	USC (second)	11.25.06
23	Purdue (first)	9.29.07
21	Pittsburgh (second)	11.1.08
21	Ohio State (first)	1.2.06
21	USC (first)	11.25.06
21	LSU (first)	1.3.07
21	USC (second)	10.20.07

most points allowed (quarter)

21	at Michigan (second)	9.15.07
20	Michigan (first)	9.16.06
17	Michigan State (first)	9.23.06
17	Stanford (fourth)	11.26.05
16	USC (fourth)	11.25.06
14	Syracuse (fourth)	11.22.08
14	Pittsburgh (third)	11.1.08
14	Stanford (fourth)	10.4.08
14	Georgia Tech (fourth)	9.1.07
14	Michigan State (first)	9.22.07
14	Michigan State (third)	9.22.07
14	Boston College (third)	10.13.07
14	USC (third)	10.20.07
14	Navy (second)	11.3.07
14	Air Force (third)	11.10.07
14	Michigan State (first)	9.17.05
14	Michigan State (third)	9.17.05
14	Washington (fourth)	9.24.05
14	Purdue (third)	10.1.05
14	Purdue (fourth)	10.1.05
14	USC (first)	10.15.05
14	Ohio State (second)	1.2.06
14	Penn State (fourth)	9.9.06
14	Michigan (second)	9.16.06
14	Michigan State (second)	9.23.06
14	UCLA (second)	10.21.06
14	Navy (second)	10.28.06
14	USC (first)	11.25.06
14	LSU (first)	1.3.07

fewest points allowed

6	at UCLA	10.6.07
7	at Washington	10.25.08
7	Duke	11.17.07
9	Army	11.18.06
10	Syracuse	11.19.05
10	at Michigan	9.10.05
10	at Georgia Tech	9.2.06
13	San Diego State	9.6.08
14	vs. Navy	10.28.06
14	at Stanford	11.24.07

fewest points allowed (half)

0	at Washington (first)	10.25.08
0	Michigan (second)	9.13.08
0	at Purdue (first)	10.1.05
0	at Georgia Tech (second)	9.2.06
0	Penn State (first)	9.2.06
0	vs. Navy (second)	10.28.06
3	Pittsburgh (first)	11.1.08
3	at Michigan (first)	9.10.05
3	at Washington (first)	9.24.05
3	Syracuse (first)	11.19.05
3	Stanford (first)	10.7.06
3	UCLA (second)	10.21.06
3	at Air Force (first)	11.11.06
3	Army (first)	11.18.06

fewest points allowed (quarter)

0	Syracuse (third)	11.22.08
0	vs. Navy (first)	11.15.08
0	vs. Navy (third)	11.15.08
0	at Boston College (fourth)	11.8.08
0	Pittsburgh (second)	11.1.08
0	at Washington (third)	10.25.08

0	at Washington (second)	10.25.08
0	at Washington (third)	10.25.08
0	Stanford (first)	10.4.08
0	Stanford (third)	10.4.08
0	Purdue (fourth)	9.27.08
0	Michigan (third)	9.13.08
0	Michigan (fourth)	9.13.08
0	San Diego State (first)	9.6.08
0	San Diego State (fourth)	9.6.08
0	at Pittsburgh (third)	9.3.05
0	at Michigan (first)	9.10.05
0	at Michigan (third)	9.10.05
0	Michigan State (fourth)	9.17.05
0	at Washington (first)	9.24.05
0	at Washington (third)	9.24.05
0	at Purdue (first)	10.1.05
0	at Purdue (second)	10.1.05
0	USC (second)	10.8.05
0	BYU (second)	10.22.05
0	BYU (fourth)	10.22.05
0	Tennessee (fourth)	11.5.05
0	Navy (second)	11.12.05
0	Syracuse (second)	11.19.05
0	Syracuse (third)	11.19.05
0	Stanford (third)	11.26.05
0	at Georgia Tech (third)	9.2.06
0	at Georgia Tech (fourth)	9.2.06
0	Penn State (first)	9.9.06
0	Penn State (second)	9.9.06
0	at Michigan State (fourth)	9.23.06
0	Purdue (third)	9.30.06
0	Stanford (second)	10.7.06
0	Stanford (third)	10.7.06
0	UCLA (first)	10.21.06
0	UCLA (third)	10.21.06
0	vs. Navy (first)	10.28.06
0	vs. Navy (third)	10.28.06
0	vs. Navy (fourth)	10.28.06
0	North Carolina (fourth)	11.4.06
0	at Air Force (second)	11.11.06
0	Army (second)	11.18.06
0	Army (third)	11.18.06
0	at Michigan (fourth)	9.15.07
0	Michigan State (fourth)	9.22.07
0	at UCLA (third)	10.6.07
0	at UCLA (fourth)	10.6.07
0	Boston College (fourth)	10.13.07
0	Navy (first)	11.3.07
0	Duke (first)	11.17.07
0	Duke (second)	11.17.07
0	Duke (third)	11.17.07
0	at Stanford (third)	11.24.07
0	at Stanford (fourth)	11.24.07

margin of defeat

38	at Michigan	9.15.07
38	USC	10.20.07
30	Georgia Tech	9.1.07
27	vs. LSU	1.3.07
26	Michigan	9.16.06
21	at Penn State	9.8.07
20	at USC	11.25.06
17	at Boston College	11.8.08
17	Michigan State	9.22.07
17	Air Force	11.10.07

most rushing yards allowed

289	at Michigan (61)	9.15.07
285	Air Force (63)	11.10.07
275	vs. Ohio State (36)	1.2.06
271	vs. Navy (56)	10.28.06
259	Georgia Tech (43)	9.1.07
257	Navy (66)	11.3.07
248	at Michigan State (43)	9.23.06
245	vs. LSU (37)	1.3.07
239	Navy (58)	11.12.05
227	USC (36)	10.20.07

The Charlie Weis
Record Book

fewest rushing yards allowed

-11	at Stanford (25)	11.26.05
26	at Washington (23)	10.25.08
26	UCLA (28)	10.21.06
31	UNC (25)	11.4.06
41	at Washington (22)	9.24.05
58	Army (36)	11.18.06
71	San Diego State	9.6.08
72	Stanford (31)	10.7.06
75	BYU (34)	10.22.05
89	at UCLA (37)	10.6.07

highest avg. per rush (min. 20)

7.64	vs. Ohio State (36-275)	1.2.06
6.83	at Purdue (24-164)	10.1.05
6.62	vs. LSU (37-245)	1.3.07
6.31	USC (36-227)	10.20.07
6.02	Georgia Tech (43-259)	9.1.07
5.76	at Michigan State (43-248)	9.23.06
5.65	USC (31-175)	10.15.05
4.94	Boston College (34-168)	10.13.07
4.84	Navy (56-271)	10.28.06
4.79	Penn State (33-158)	9.9.06

lowest avg. per rush (min. 20)

-0.44	at Stanford (25-(-11))	11.26.05
0.93	UCLA (28-26)	10.21.06
1.13	at Washington (23-26)	10.25.08
1.24	UNC (25-31)	11.4.06
1.61	Army (36-58)	11.18.06
1.86	at Washington (22-41)	9.24.05
2.21	BYU (34-75)	10.22.05
2.32	Stanford (31-72)	10.7.06
2.41	at UCLA (37-89)	10.6.07
2.79	Tennessee (39-109)	11.5.05

most rushing TDs allowed

5	USC	10.15.05
4	Navy	11.3.07
3	vs. Navy	11.15.08
3	vs. LSU	1.3.07
3	Georgia Tech	9.1.07
2	Pittsburgh	11.1.08
2	at North Carolina	10.11.08
2	at Michigan State	9.20.08
2	Michigan State	9.17.05
2	at Purdue	10.1.05
2	Navy	11.12.05
2	vs. Ohio State	1.2.06
2	at Penn State	9.8.07
2	at Michigan	9.15.07
2	Boston College	10.13.07
2	Air Force	11.10.07
2	at Stanford	11.24.07
2	at USC	11.25.06
2	vs. Navy	10.28.06

fewest rushing TDs allowed

0	at Boston College	11.8.08
0	at Washington	10.25.08
0	at Michigan	9.10.05
0	Syracuse	11.19.05
0	Stanford	11.26.05
0	at Georgia Tech	9.2.06
0	Stanford	10.7.06
0	UCLA	10.21.06
0	UNC	11.4.06
0	at Air Force	11.11.06
0	Army	11.18.06
0	Michigan State	9.22.07
0	at UCLA	10.6.07

highest completion percentage (min. 10 att.)

73.7	at Air Force	11.11.06	14-19
69.6	Michigan	9.13.08	16-23
67.9	vs. Ohio State	1.2.06	19-28
65.3	Boston College	10.13.07	32-49
64.3	Stanford	10.4.08	29-40
63.9	at Stanford	11.26.05	23-36
62.5	Air Force	11.10.07	10-16

61.8	vs. LSU	1.3.07	21-34
60.7	at USC	11.25.06	17-28
59.5	at Purdue	9.29.07	22-37

lowest completion percentage (min. 10 att.)

21.4	vs. Navy	11.15.08	3-14
38.1	Army	11.18.06	8-21
40.0	Navy	11.12.05	4-10
40.6	Tennessee	11.5.05	13-32
40.9	Syracuse	11.19.05	9-22
42.1	at UCLA	10.6.07	16-38
43.2	at Michigan	9.10.05	19-44
43.8	at Michigan	9.15.07	7-16
44.0	at Washington	10.25.08	11-25
45.5	at Stanford	11.24.07	15-33

most pass yards allowed

408	at Washington	9.24.05
359	Purdue	9.27.08
350	at Purdue	10.1.05
347	at Stanford	11.26.05
346	North Carolina	11.4.06
342	vs. Ohio State	1.2.05
327	Michigan State	9.17.05
319	at Michigan State	9.23.06
317	BYU	10.22.05
316	Purdue	9.30.06

fewest pass yards allowed

43	vs. Navy	10.28.06
64	vs. Navy	11.15.08
75	Navy	11.12.05
78	Syracuse	11.19.05
79	at Boston College	11.8.08
81	Navy	11.3.07
90	at Michigan	9.15.07
92	Army	11.18.06
98	at Washington	10.25.08
120	Air Force	11.10.07

most interceptions

4	at UCLA	10.6.07
3	Pittsburgh	11.1.08
3	Stanford	10.4.08
2	Michigan	9.13.08
2	Tennessee	10.5.05
2	BYU	10.22.05
2	USC	10.15.05
2	at Michigan State	9.23.06
2	Army	11.18.06
2	at USC	11.25.06
2	at Purdue	9.29.07
2	at Stanford	11.24.07

fewest interceptions

0	Syracuse	11.22.08
0	vs. Navy	11.15.08
0	at Boston College	11.8.08
0	at Washington	10.25.08
0	at North Carolina	10.11.08
0	at Michigan State	9.20.08
0	Georgia Tech	9.1.07
0	at Michigan	9.15.07
0	USC	10.20.07
0	Navy	11.3.07
0	Air Force	11.10.07
0	Duke	11.17.07
0	at Stanford	11.25.05
0	vs. Ohio State	1.2.06
0	at Georgia Tech	9.2.06
0	Purdue	9.30.06
0	vs. Navy	10.28.06
0	North Carolina	11.4.06
0	at Air Force	11.11.06

most total offense yards

617	vs. Ohio State	1.2.06
577	vs. LSU	1.3.07
514	at Purdue	10.1.05
490	Purdue	9.30.06

488	Michigan State	9.17.05
476	USC	10.15.05
462	Purdue	9.27.08
462	USC	10.20.07
459	Boston College	10.13.07
449	at Washington	9.24.05

fewest total offense yards

124	at Washington	10.25.08
150	Army	11.18.06
221	Syracuse	11.19.05
226	Stanford	10.7.06
232	Duke	11.17.07
243	UCLA	10.21.06
244	North Carolina	11.4.06
259	at Georgia Tech	9.2.06
282	at UCLA	10.6.07
292	at Boston College	11.8.08

most plays

83	Boston College	10.13.07
82	at Purdue	10.1.05
79	Air Force	11.10.07
79	at Air Force	11.11.06
79	at Purdue	9.29.07
79	BYU	10.22.05
77	Pittsburgh	11.1.08
77	at Michigan	9.15.07
75	at UCLA	10.6.07
75	Navy	11.3.07

fewest plays

48	at Washington	10.25.08
49	North Carolina	11.4.06
49	Stanford	10.7.06
52	at Georgia Tech	9.1.06
57	Army	11.18.06
60	USC	11.25.06
60	Syracuse	11.19.05
61	Stanford	10.7.06
62	Syracuse	11.22.08
62	at Washington	9.24.05

most first downs

31	vs. LSU	1.3.07
29	at Purdue	10.5.05
27	at Purdue	9.29.07
27	vs. Ohio State	1.2.06
26	BYU	10.22.05
25	at Michigan	9.15.07
25	Penn State	9.9.06
24	vs. Navy	11.15.08
24	Purdue	9.30.06
24	at Air Force	11.11.06
24	USC	10.20.07

fewest first downs

9	at Washington	10.25.08
10	North Carolina	11.4.06
11	Syracuse	11.19.05
12	UCLA	10.21.07
12	Army	11.18.06
14	at Stanford	11.26.05
14	Stanford	10.7.06
14	at Georgia Tech	9.1.06
15	at Michigan	9.10.05
16	at Boston College	11.8.08
16	Duke	11.17.07
16	at Michigan State	9.20.08

most fumble returns for TD

1	Michigan	9.13.08
1	Penn State	9.9.06
1	at UCLA	10.6.07

most fumble return yards

35	Michigan	9.13.08
34	at UCLA	10.6.07
25	Penn State	9.9.06

**The Charlie Weis
Record Book**

most interception returns for TD

1	Michigan State	9.23.06
1	at Penn State	9.8.07
1	Boston College	10.13.07

most punt block returns for TD

1	vs. Navy	11.15.08
---	----------	----------

most interception returns

4	at UCLA	10.6.07
3	Pittsburgh	11.1.08
2	Michigan	9.13.08
2	at Stanford	11.24.07
2	at Purdue	9.29.07
2	at USC	11.25.06
2	Army	11.18.06
2	Tennessee	11.5.05
2	USC	11.15.05
2	BYU	10.22.05
2	at Michigan State	9.23.06

most interception return yards

86	BYU	10.22.05
80	Michigan	9.13.08
74	Tennessee	11.5.05
73	at Penn State	9.8.07
64	at UCLA	10.6.07
51	Michigan	9.16.06
47	Pittsburgh	11.1.08
46	at Stanford	11.24.07
27	at Michigan	9.10.05
27	at Michigan State	9.23.06

highest average gain per int return (min. 2 ret.)

43.0	BYU	10.22.05	2-86
40.0	Michigan	9.13.08	2-80
37.0	Tennessee	11.5.05	2-74
23.0	at Stanford	11.24.07	2-46
16.0	at UCLA	10.6.07	4-64
15.7	Pittsburgh	11.1.08	3-47
13.5	at Michigan State	9.23.06	2-27
6.5	USC	11.15.05	2-13
0.5	Army	11.18.06	2-1
0.0	at USC	11.25.06	2-0

most tackles

109	at Air Force	11.11.06	45-64
109	Navy	11.3.07	35-74
97	Air Force	11.10.07	39-58
97	Navy	11.12.05	29-68
87	Michigan State	9.22.07	35-52
87	BYU	10.22.05	42-45
85	at Michigan	9.15.07	51-34
85	Michigan	9.16.06	31-54
83	USC	10.20.07	35-48
83	at Stanford	11.24.07	45-38

most quarterback sacks

7.0	at Stanford	11.26.05
5.0	Stanford	10.4.08
5.0	at Stanford	11.24.07
5.0	at UCLA	10.6.07
5.0	Stanford	10.7.06
5.0	at Pittsburgh	9.3.05
4.0	at Washington	10.25.08
4.0	North Carolina	11.4.06
4.0	vs. Navy	10.28.06
3.0	Army	11.18.06
3.0	UCLA	10.21.06
3.0	Tennessee	11.5.05
3.0	Syracuse	11.19.05
3.0	BYU	10.22.05
3.0	at Michigan State	9.23.06
3.0	at Washington	9.24.05

most tackles for loss

12.0	Syracuse	11.19.05
11.0	Tennessee	11.5.05
10.0	at Stanford	11.26.05

9.0	at UCLA	10.6.07
9.0	Michigan State	9.17.05
8.0	Pittsburgh	11.1.08
8.0	Army	11.18.06
8.0	North Carolina	11.4.06
8.0	UCLA	10.21.06
8.0	at Pittsburgh	9.3.05
8.0	Michigan	9.16.06

most fumbles forced

3	at UCLA	10.6.07
3	Penn State	9.9.06
3	Michigan State	9.17.05
2	Syracuse	11.22.08
2	at Boston College	11.8.08
2	Michigan	9.13.08
2	Navy	11.3.07
2	at Penn State	9.8.07
2	Tennessee	11.5.05
2	at Pittsburgh	9.3.05
2	at Michigan State	9.23.06
2	at Washington	9.24.05

most fumbles recovered

4	Michigan	9.13.08
3	at UCLA	10.6.07
2	Syracuse	11.22.08
2	Duke	11.17.07
2	Air Force	11.10.07
2	at Michigan	9.15.07
2	at Penn State	9.8.07
2	vs Ohio State	1.2.06
2	Penn State	9.9.06
2	Michigan State	9.17.05
2	at Washington	9.24.05

most pass breakups

9	at Michigan	9.10.05
8	San Diego State	9.6.08
7	USC	10.20.07
7	at UCLA	10.6.07
6	Syracuse	11.22.08
6	at Boston College	11.8.08
6	Duke	11.17.07
6	Purdue	9.30.06
6	at Purdue	10.1.05
5	Tennessee	11.5.05
5	at Pittsburgh	9.3.05
5	Penn State	9.9.06
5	at Washington	9.24.05

most blocked kicks

2	North Carolina	11.4.06
2	vs. Ohio State	1.2.06
2	Syracuse	11.19.05
1	10 Times	

INDIVIDUAL RECORDS - OFFENSE**most rushing attempts**

35	Walker, at Stanford (11.26.05)
32	Aldridge, Navy (11.3.07)
31	Walker, Purdue (9.30.06)
26	Walker, Syracuse (11.19.05)
26	Walker, at Michigan (9.10.05)
26	Walker, Michigan State (9.17.05)
25	Walker, Stanford (10.7.06)
24	Walker, Army (11.18.06)
23	Walker, at Purdue (10.1.05)
22	Aldridge, at UCLA (10.6.07)
22	Walker, at Georgia Tech (9.2.06)
22	Walker, vs. LSU (1.3.07)

most rushing yards

186	Walker, at Stanford (11.26.05)
162	Walker, Army (11.18.06)
153	Walker, Stanford (10.7.06)
153	Walker, at Air Force (11.11.06)
146	Walker, Purdue (9.30.06)
136	Hughes, at Stanford (11.24.07)

134	Allen, Purdue (9.27.08)
128	Walker, at Washington (9.24.05)
128	Walker, vs. LSU (1.3.07)
125	Aldridge, Navy (11.3.07)

highest average gain per rush (min. 10)

10.2	Walker, at Air Force (11.11.06)	15-153
7.9	Allen, Purdue (9.27.08)	17-134
7.6	Hughes, at Stanford (11.24.07)	18-136
6.8	Walker, Army (11.18.06)	24-162
6.7	Quinn, at USC (11.25.06)	11-74
6.5	Aldridge, at Washington (10.25.08)	13-84
6.5	Hughes, vs. Duke (11.17.07)	17-110
6.2	Walker, Navy (11.12.05)	19-118
6.1	Walker, Stanford (10.7.06)	25-153
6.1	Walker, at Washington (9.24.05)	21-128

most rushing touchdowns

3	T. Thomas, Navy (11.3.07)
3	Powers-Neal, at Pittsburgh (9.3.05)
3	Walker, vs Ohio State (1.2.06)
2	Aldridge, at Washington (10.25.08)
2	Hughes, vs. Michigan (9.13.08)
2	Walker, Army (11.18.06)
2	Powers-Neal, at Purdue (10.1.05)

longest rush from scrimmage

60	Quinn, at USC (11.25.06)
45	Hughes, at Stanford (11.24.07)
43	Aldridge, Michigan State (9.22.07)
43	Thomas, Penn State (9.9.06)
39	Walker, at Air Force (11.11.06)
38	Walker, at Stanford (11.26.05)
37	Walker, Syracuse (11.19.05)
35	Walker, vs. LSU (1.3.07)
33	Hughes, vs. Duke (11.17.07)
32	Walker, Stanford (10.7.06)

most passing attempts

60	Quinn, Michigan State (9.17.05)
48	Clausen, at North Carolina (10.11.08)
48	Quinn, Michigan (9.16.06)
46	Clausen, at Boston College (11.8.08)
45	Quinn, at USC (11.25.06)
45	Quinn, UCLA (10.21.06)
45	Quinn, vs Ohio State (1.2.06)
44	Clausen, Pittsburgh (11.1.08)
41	Clausen, at Michigan State (9.20.08)
41	Quinn, BYU (10.22.05)

most passing completions

33	Quinn, Michigan State (9.17.05)
32	Quinn, BYU (10.22.05)
31	Clausen, at North Carolina (10.11.08)
29	Clausen, Stanford (10.4.08)
29	Quinn, vs Ohio State (1.2.06)
29	Quinn, at Purdue (10.1.05)
29	Quinn, Purdue (9.30.06)
27	Quinn, UCLA (10.21.06)
27	Quinn, Stanford (10.7.06)
26	Clausen, Boston College (11.8.08)

highest completion percentage (min. 10 att.)

83.3	Clausen, vs. Navy (11.15.08)	15-18
80.6	Quinn, at Purdue (10.1.05)	29-36
78.0	Quinn, BYU (10.22.05)	32-41
76.9	Sharples, Georgia Tech (9.1.07)	10-13
76.3	Quinn, Purdue (9.30.06)	29-38
73.7	Quinn, at Air Force (11.11.06)	14-19
73.3	Quinn, Army (11.18.06)	22-30
73.0	Quinn, Stanford (10.7.06)	27-37
72.5	Clausen, Stanford (10.4.08)	29-40
72.0	Quinn, vs. Navy (10.28.06)	18-25

most passing yards

487	Quinn, Michigan State (9.17.05)
467	Quinn, BYU (10.22.05)
440	Quinn, at Purdue (10.1.05)
432	Quinn, at Stanford (11.26.05)

The Charlie Weis
Record Book

383 Clausen, at North Carolina (10.11.08)
347 Clausen, Stanford (10.4.08)
346 Quinn, North Carolina (11.4.06)
327 Quinn, at Washington (9.24.05)
319 Quinn, at Michigan State (9.23.06)
316 Quinn, Purdue (9.30.06)

most passing yards per attempt (min. 10 att.)

12.2 Quinn, at Purdue (10.1.05) 36-440
11.8 Quinn, vs. Navy (10.28.06) 25-295
11.4 Quinn, BYU (10.22.05) 41-467
11.4 Quinn, at Stanford (11.26.05) 38-432
10.9 Quinn, at Air Force (11.11.06) 19-207
9.9 Quinn, North Carolina (11.4.06) 35-346
9.2 Quinn, Navy (11.12.05) 31-284
8.9 Quinn, Tennessee (11.5.05) 33-295
8.9 Quinn, at Michigan State (9.23.06) 36-319
8.8 Quinn, at Washington (9.24.05) 37-327

most passing yards per comp. (min. 5 comp.)

17.3 Quinn, at Stanford (11.26.05) 25-432
16.4 Quinn, vs. Navy (10.28.06) 18-295
15.9 Quinn, at Michigan State (9.23.06) 20-319
15.2 Quinn, at Purdue (10.1.05) 29-440
15.0 Quinn, North Carolina (11.4.06) 23-346
14.8 Quinn, at Air Force (11.11.06) 14-207
14.8 Quinn, Michigan State (9.17.05) 33-487
14.8 Quinn, Tennessee (11.5.05) 20-295
14.7 Clausen, Michigan (9.13.08) 10-147
14.6 Quinn, BYU (10.22.05) 32-467

most passing touchdowns

6 Quinn, BYU (10.22.05)
5 Quinn, Michigan State (9.17.05)
5 Quinn, at Michigan State (9.23.06)
4 Quinn, at Air Force (11.11.06)
4 Quinn, North Carolina (11.4.06)
4 Quinn, Navy (11.12.05)
3 Clausen, Pittsburgh (11.1.08)
3 Clausen, Stanford (10.4.08)
3 Clausen, Purdue (9.27.08)
3 Clausen, San Diego State (9.6.08)
3 Clausen, Duke (11.17.07)
3 Clausen, Air Force (11.10.07)
3 Quinn, at USC (11.25.06)
3 Quinn, Army (11.18.06)
3 Quinn, Tennessee (11.5.05)
3 Quinn, at Stanford (11.26.05)
3 Quinn, at Purdue (10.1.05)
3 Quinn, Stanford (10.7.06)
3 Quinn, Penn State (9.9.06)
3 Quinn, Michigan (9.16.06)
3 Quinn, vs. Navy (10.28.06)

most passing interceptions

4 Clausen, at Boston College (11.8.08)
3 Quinn, Michigan (9.16.06)
2 Clausen, vs. Navy (11.15.08)
2 Clausen, at North Carolina (10.11.08)
2 Clausen, Michigan (9.13.08)
2 Clausen, San Diego State (9.6.08)
2 Clausen, Boston College (10.13.07)
2 Quinn, at Stanford (11.26.05)
2 Quinn, vs. LSU (1.3.07)
2 Clausen, at Michigan State (9.20.08)

highest passing efficiency rating (min. 10 att.)

234.8 Quinn, at Air Force (11.11.06)
222.0 Quinn, BYU (10.22.05)
210.7 Quinn, vs. Navy (10.28.06)
205.2 Quinn, at Purdue (10.1.05)
186.5 Quinn, North Carolina (11.4.06)
184.1 Quinn, Navy (11.12.05)
176.8 Quinn, at Stanford (11.26.05)
170.3 Quinn, at Michigan State (9.23.06)
170.1 Clausen, Stanford (10.4.08)
165.7 Quinn, Tennessee (11.5.05)

longest pass completion

80 Quinn, at Stanford (11.26.05)
73 Quinn, Tennessee (11.5.05)
62 Quinn, at Michigan State (9.23.06)
60 Clausen, Michigan (9.13.08)
55 Quinn, at Purdue (10.1.05)
52 Quinn, at Washington (9.24.05)
51 Clausen, at Washington (10.25.08)
51 Quinn, at Pittsburgh (9.3.05)
51 Quinn, at Air Force (11.11.06)
50 Quinn, Michigan State (9.17.05)

most receptions

14 Stovall, BYU (10.22.05)
10 Floyd, Pittsburgh (11.1.08)
10 McKnight, Purdue (9.30.06)
10 Samardzija, BYU (10.22.05)
9 Allen, at Boston College (11.8.08)
9 Samardzija, Army (11.18.06)
9 Stovall, vs. Ohio State (1.2.06)
9 Walker, Purdue (9.30.06)
8 Samardzija, vs. LSU (1.3.07)
8 Carlson, North Carolina (11.4.06)
8 Grimes, UCLA (10.21.06)
8 Samardzija, UCLA (10.21.06)
8 McKnight, Georgia Tech (9.2.06)
8 Samardzija, Stanford (11.26.05)
8 Samardzija, Washington (9.24.05)
8 Stovall, Navy (11.12.05)
8 Stovall, at Purdue (10.1.05)
8 Stovall, Michigan State (9.17.05)

most receiving yards

207 Stovall, BYU (10.22.05)
191 Samardzija, at Stanford (11.26.05)
177 Samardzija, North Carolina (11.4.06)
176 Stovall, Michigan State (9.17.05)
164 Samardzija, at Washington (9.24.05)
153 Samardzija, at Purdue (10.1.05)
152 Samardzija, BYU (10.22.05)
146 Tate, Syracuse (11.22.08)
136 Stovall, at Stanford (11.26.05)
134 Stovall, at Purdue (10.1.05)

highest avg. gain per reception (min. 3 rec.)

34.7 Tate, at Purdue (9.29.07) 3-104
31.8 Tate, Michigan (9.13.08) 4-127
30.3 Stovall, Syracuse (11.19.05) 3-91
30.2 Carlson, at Michigan State (9.23.06) 4-121
29.5 Samardzija, North Carolina (11.4.06) 6-177
26.8 Floyd, at Washington (10.25.08) 4-107
24.2 Tate, at North Carolina (10.11.08) 5-121
24.0 Grimes, vs. Navy (10.28.06) 3-72
23.9 Samardzija, at Stanford (11.26.05) 8-191
23.5 Parris, Boston College (10.13.07) 4-94

most receiving touchdowns

4 Stovall, BYU (10.22.05)
3 Samardzija, Michigan State (9.17.05)
3 Samardzija, Navy (11.12.05)
2 Tate, Syracuse (11.22.08)
2 Floyd, Pittsburgh (11.1.08)
2 Kamara, Navy (11.3.07)
2 McKnight, Army (11.18.06)
2 McKnight, North Carolina (11.4.06)
2 McKnight, at Michigan State (9.23.06)
2 McKnight, Purdue (9.30.06)
2 Samardzija, Purdue (9.30.06)
2 Samardzija, at Stanford (11.26.05)
2 Samardzija, at Purdue (10.1.05)
2 Samardzija, BYU (10.22.05)
2 Samardzija, at Michigan State (9.23.06)
2 McKnight, vs. Navy (10.28.06)

longest pass reception

80 Samardzija, at Stanford (11.26.05)
73 Samardzija, Tennessee (11.5.05)
62 Carlson, at Michigan State (9.23.06)
60 Tate, Michigan (9.13.08)

55 Samardzija, at Purdue (10.1.05)
52 Samardzija, at Washington (9.24.05)
51 Floyd, at Washington (10.25.08)
51 Walker, at Pittsburgh (9.3.05)
51 Samardzija, at Air Force (11.11.06)
50 Stovall, Michigan State (9.17.05)

most total offense plays

67 Quinn, Michigan State (9.17.05) 7r,60p
59 Clausen, at North Carolina (10.11.08) 11r,48p
59 Quinn, UCLA (10.21.06) 14r,45p
56 Quinn, at USC (11.25.06) 11r, 45p
55 Quinn, vs. Ohio State (1.2.06) 10r,45p
52 Clausen, at Boston College (11.8.08) 6r, 46p
52 Quinn, Michigan (9.16.06) 4r,48p
50 Clausen, Air Force (11.10.07) 10r,40p
48 Quinn, USC (11.15.05) 13r,35p
47 Clausen, at Stanford (11.24.07) 15r, 32p
47 Clausen, Pittsburgh (11.1.08) 3r,44p

most total offense yards gained

479 Quinn, Michigan State (9.17.05) -8r,487p
463 Quinn, at Purdue (10.1.05) 23r,440p
457 Quinn, BYU (10.22.05) -10r,467p
453 Quinn, at Stanford (11.26.05) 21r,432p
377 Clausen, at North Carolina (10.11.08) -6r,383p
356 Quinn, at Washington (9.24.05) 29r,327p
351 Clausen, Stanford (10.4.08) 4r,347p
348 Quinn, at USC (11.25.06) 74r, 274p
323 Quinn, vs. Navy (10.28.06) 28r, 295p
319 Quinn, at Michigan State (9.23.06) 0r,319p

highest average gain per play (min. 20 plays)

11.6 Quinn, at Purdue (10.1.05) 40-463
11.1 Quinn, vs. Navy (10.28.06) 29-323
10.3 Quinn, at Stanford (11.26.05) 44-453
10.2 Quinn, BYU (10.22.05) 45-457
9.1 Quinn, Navy (11.12.05) 34-311
8.8 Quinn, at Air Force (11.11.06) 23-203
8.7 Quinn, at Washington (9.24.05) 41-356
8.6 Quinn, at Pittsburgh (9.3.05) 32-276
8.0 Clausen, Stanford (10.4.08) 44-351
7.7 Quinn, North Carolina (11.4.06) 41-316

most all-purpose yards gained

247 Allen, Purdue (9.27.08)
241 Walker, at Stanford (11.26.05)
226 Allen, Navy (11.3.07)
223 Tate, Syracuse (11.22.08)
219 Walker, Purdue (9.30.06)
213 Tate, at North Carolina (10.11.08)
208 Stovall, BYU (10.22.05)
201 Tate, Pittsburgh (11.1.08)
199 Tate, at Boston College (11.8.08)
198 Allen, at Michigan State (9.20.08)
198 Walker, Stanford (10.7.06)

most all-purpose attempts

40 Walker, at Stanford (11.26.05)
40 Walker, Purdue (9.30.06)
31 Walker, Stanford (10.7.06)
31 Walker, at Michigan (9.10.05)
31 Walker, Michigan State (9.17.05)
29 Walker, Syracuse (11.19.05)
29 Walker, Army (11.18.06)
27 Walker, Penn State (9.9.06)
26 Walker, at Georgia Tech (9.2.06)
25 Walker, UCLA (10.21.06)

most points scored

24 Stovall, BYU (10.22.05)
18 T. Thomas, Navy (11.3.07)
18 Powers-Neal, at Pittsburgh (9.3.05)
18 Samardzija, Michigan State (9.17.05)
18 Stovall, Navy (11.12.05)
18 Walker, vs. Ohio State (1.2.06)
15 Brandon Walker, Pittsburgh (11.1.08)
12 17 times

**The Charlie Weis
Record Book**

most touchdowns scored

4	Stovall, BYU (10.22.05)
3	T. Thomas, Navy (11.3.07)
3	Powers-Neal, at Pittsburgh (9.3.05)
3	Samardzija, Michigan State (9.17.05)
3	Stovall, Navy (11.12.05)
3	Walker, vs Ohio State (1.2.06)
2	19 times

INDIVIDUAL RECORDS - DEFENSE**most fumble returns TD**

1	Smith, B., Michigan (9.13.08)
1	Crum, at UCLA (10.6.07)
1	Zbikowski, Penn State (9.9.06)

most fumble return yards

36	Crum, at UCLA (10.6.07)	2
35	Smith, B., Michigan (9.13.08)	1
25	Zbikowski, Penn State (9.9.06)	1
20	Gray, G., Syracuse (11.22.08)	1

most interception returns TD

1	Lambert, at Michigan State (9.23.06)
1	Walls, at Penn State (9.9.06)
1	B. Smith, Boston College (10.13.07)
1	Blanton, Purdue (9.27.08)

most punt block returns TD

1	Smith, T., vs. Navy (11.15.08)
---	--------------------------------

most interception returns

2	McNeil, Pittsburgh (11.1.08)
2	Crum, at UCLA (10.6.07)
2	Richardson, Army (11.18.06)
2	Lambert, at Michigan State (9.23.06)
1	35 times

most interception return yards

83	Zbikowski, BYU (10.22.05)	1
73	Walls, at Penn State (9.8.07)	1
51	Ndukwe, Michigan (9.16.06)	1
47	Blanton, Purdue (9.27.08)	1
47	McNeil, Pittsburgh (11.1.08)	2
46	Crum, at UCLA (10.6.07)	2
43	Zbikowski, Stanford (11.24.07)	1
41	Wooden, Tennessee (11.5.05)	1
41	Gray, Michigan (9.13.08)	1
39	Bruton, Michigan (9.13.08)	1

highest avg. per INT return (min. 2 ret.)

23.5	McNeil, Pittsburgh (11.1.08)	2-47
23.0	Crum, at UCLA (10.6.07)	2-46
13.5	Lambert, at Michigan State (9.23.06)	2-27
0.5	Richardson, Army (11.18.06)	2-1

most tackles

22	Ndukwe, at Air Force (11.11.06)	15-7
17	Laws, Air Force (11.10.07)	6-11
16	Bruton, Pittsburgh (11.1.08)	9-7
16	Brockington, Navy (11.3.07)	4-12
16	Crum, Michigan State (9.22.07)	6-10
15	McCarthy, Pittsburgh (11.1.08)	8-7
15	Bruton, Michigan (9.13.08)	10-5
15	Laws, Navy (11.3.07)	8-7
15	Bruton, Michigan State (9.22.07)	8-7
15	Brockington, at Air Force (11.11.06)	5-10

most quarterback sacks

4.0	Abiamiri, at Stanford (11.26.05)
3.0	Abiamiri, Stanford (10.7.06)
2.0	H. Smith, at Washington (10.25.08)
2.0	Kuntz, Stanford (10.4.08)
2.0	Landri, Army (11.18.06)
2.0	Abiamiri, North Carolina (11.4.06)
2.0	Hoyte, at Stanford (11.26.05)
2.0	Hoyte, at Pittsburgh (9.3.05)
2.0	Mays, Syracuse (11.19.05)
2.0	Abiamiri, vs. Navy (10.28.06)

most tackles for loss

4.5	Landri, Army (11.18.06)
4.5	Hoyte, at Pittsburgh (9.3.05)
4.0	Abiamiri, at Stanford (11.26.05)
3.5	Landri, North Carolina (11.4.06)
3.5	Abiamiri, Stanford (10.7.06)
3.5	Mays, Syracuse (11.19.05)
3.0	Abiamiri, Michigan State (9.17.05)
3.0	Crum, Jr., Tennessee (11.5.05)
3.0	Crum, Jr., Penn State (9.9.06)
3.0	Hoyte, at Washington (9.24.05)
3.0	Mays, Tennessee (11.5.05)
3.0	Laws, at Purdue (9.29.07)

most fumbles forced

2	Crum, at UCLA (10.6.07)
2	Richardson, Tennessee (11.5.05)
2	Zbikowski, at Penn State (9.8.07)
1	37 times

most fumbles recovered

2	Smith, B., Michigan (9.13.08)
2	Crum, at UCLA (10.6.07)
2	Ray Herring, at Michigan (9.15.07)

most pass breakups

3	McNeil, at Boston College (11.8.08)
2	Smith, H., Syracuse (11.22.08)
2	McNeil, Syracuse (11.22.08)
2	Bruton, vs. Navy (11.15.08)
2	Johnson, at Michigan State (9.20.08)
2	McNeil, Michigan (9.13.08)
2	Lambert, San Diego State (9.6.08)
2	S. Brown, San Diego State (9.6.08)
2	Ryan, San Diego State (9.6.08)
2	Walls, at Stanford (11.24.07)
2	Kuntz, USC (10.20.07)
2	Stephenson, USC (10.20.07)
2	Walls, Boston College (10.13.07)
2	Crum, at UCLA (10.6.07)
2	Kuntz, at UCLA (10.6.07)
2	Laws, at UCLA (10.6.07)
2	Kuntz, Georgia Tech (9.1.07)
2	Frome, Purdue (9.30.06)
2	Frome, at USC (11.25.06)
2	Mays, at Michigan (9.10.05)
2	Ndukwe, Tennessee (11.5.05)
2	Ndukwe, at Stanford (11.26.05)
2	Richardson, Syracuse (11.19.05)
2	Richardson, at Purdue (10.1.05)
2	Wooden, Michigan State (9.17.05)
2	Zbikowski, at Washington (9.24.05)

longest interception return

83	Zbikowski, BYU (10.22.05)
73	Walls, at Penn State (9.8.07)
51	Ndukwe, Michigan (9.16.06)
47	Blanton, Purdue (9.27.08)
43	McNeil, Pittsburgh (11.1.08)
43	Zbikowski, at Stanford (11.24.07)
41	Wooden, Tennessee (11.5.05)
41	Gray, Michigan (9.13.08)
39	Bruton, Michigan (9.13.08)
33	Zbikowski, Tennessee (11.5.05)
33	Crum, at UCLA (10.6.07)

longest fumble return

35	Smith, B., Michigan (9.13.08)
34	Crum, at UCLA (10.6.07)
25	Zbikowski, Penn State (9.9.06)

INDIVIDUAL RECORDS - SPECIAL TEAMS**most extra points made by kicking**

7	Fitzpatrick, at Purdue (10.1.05)
7	Fitzpatrick, BYU (10.22.05)
6	Fitzpatrick, Navy (11.12.05)
6	Fitzpatrick, at Pittsburgh (9.3.05)
6	Gioia, North Carolina (11.4.06)
5	B. Walker, Purdue (9.27.08)

5	Walker, Michigan (9.13.08)
5	Walker, Navy (11.3.07)
5	Gioia, Army (11.18.06)
5	Fitzpatrick, Tennessee (11.5.05)
5	Fitzpatrick, Michigan State (9.17.05)
5	Gioia, Penn State (9.9.06)
5	Gioia, Purdue (9.30.06)
5	Gioia, vs. Navy (10.28.06)

most extra points attempted by kicking

7	Fitzpatrick, at Purdue (10.1.05)
7	Fitzpatrick, BYU (10.22.05)
6	Gioia, at Air Force (11.11.06)
6	Fitzpatrick, Navy (11.12.05)
6	Fitzpatrick, at Pittsburgh (9.3.05)
6	Gioia, North Carolina (11.4.06)
5	B. Walker, Purdue (9.27.08)
5	Walker, Michigan (9.13.08)
5	Walker, Navy (11.3.07)
5	Gioia, Army (11.18.06)
5	Fitzpatrick, Tennessee (11.5.05)
5	Fitzpatrick, Michigan State (9.17.05)
5	Gioia, Penn State (9.9.06)
5	Gioia, at Michigan State (9.23.06)
5	Gioia, Purdue (9.30.06)
5	Gioia, vs. Navy (10.28.06)

most points scored by kicking

15	B. Walker, Pittsburgh (11.1.08)
12	Fitzpatrick, at Washington (9.24.05)
11	B. Walker, Syracuse (11.22.08)
11	Fitzpatrick, Tennessee (11.5.05)
11	Fitzpatrick, Michigan State (9.17.05)
11	Gioia, Penn State (9.9.06)
9	B. Walker, at Washington (10.25.08)
9	Fitzpatrick, Syracuse (11.19.05)
9	Gioia, North Carolina (11.4.06)
8	B. Walker, Purdue (9.27.08)
8	Walker, Navy (11.3.07)
8	Gioia, vs. Navy (10.28.06)
8	Gioia, UCLA (10.21.06)

most field goals attempted

6	B. Walker, Syracuse (11.22.08)
5	B. Walker, Pittsburgh (11.1.08)
4	Fitzpatrick, Syracuse (11.9.05)
3	Gioia, UCLA (10.21.06)
3	Fitzpatrick, Michigan State (9.17.05)
3	Fitzpatrick, at Washington (9.24.05)
2	B. Walker, vs. Navy (11.15.08)
2	B. Walker, at Washington (10.25.08)
2	B. Walker, Stanford (10.4.08)
2	B. Walker, Purdue (9.27.08)
2	Walker, at Michigan State (9.20.08)
2	Walker, Navy (11.3.07)
2	Walker, at UCLA (10.6.07)
2	Fitzpatrick, Tennessee (11.5.05)
2	Fitzpatrick, at Stanford (11.26.05)
2	Fitzpatrick, USC (11.15.05)
2	Gioia, at Georgia Tech (9.2.06)
2	Gioia, Penn State (9.9.06)

most field goals made

4	B. Walker, Pittsburgh (11.1.08)
3	B. Walker, Syracuse (11.22.08)
3	Fitzpatrick, at Washington (9.24.05)
2	B. Walker, vs. Navy (11.15.08)
2	B. Walker, at Washington (10.25.08)
2	Walker, at UCLA (10.6.07)
2	Gioia, UCLA (10.21.06)
2	Fitzpatrick, Tennessee (11.5.05)
2	Fitzpatrick, Syracuse (11.19.05)
2	Fitzpatrick, Michigan State (9.17.05)
2	Gioia, Penn State (9.9.06)
1	12 Times

longest field goal made

48	B. Walker, Pittsburgh (11.1.08)
48	B. Walker, at UCLA (10.6.07)

The Charlie Weis
Record Book

48 Fitzpatrick, Michigan State (9.17.05)
45 B. Walker, Syracuse (11.22.08)
44 Fitzpatrick, Syracuse (11.19.05)
43 Fitzpatrick, at Michigan (9.10.05)
42 B. Walker, at Washington (10.25.08)
42 B. Walker, at North Carolina (10.11.08)
41 B. Walker, Purdue (9.27.08)
40 Gioia, vs. Navy (10.28.06)
39 Fitzpatrick, at Washington (9.24.05)
38 Walker, B., vs. Navy (11.15.08)

most punts

10 Price, USC (10.20.07)
9 Price, at UCLA (10.6.07)
9 Price, at Penn State (9.8.07)
9 Fitzpatrick, at Michigan (9.10.05)
7 Price, at Michigan (9.15.07)
7 Price, Georgia Tech (9.1.07)
7 Price, Michigan (9.16.06)
7 Price, at Michigan State (9.23.06)
6 Maust, at Boston College (11.8.08)
6 Maust, Michigan (9.13.08)
6 Price, Boston College (10.13.07)
6 Price, Michigan State (9.22.07)
6 Price, UCLA (10.21.06)
6 Fitzpatrick, vs Ohio State (1.2.06)

most yards punting

450 Price, USC (10.20.07)
404 Price, at Penn State (9.8.07)
371 Fitzpatrick, at Michigan (9.10.05)
363 Price, Michigan (9.16.06)
363 Price, at UCLA (10.6.07)
303 Price, at Michigan (9.15.07)
303 Price, at Michigan State (9.23.06)
268 Price, Georgia Tech (9.1.07)
263 Maust, Michigan (9.13.08)
254 Fitzpatrick, vs Ohio State (1.2.06)

highest average yards per punt (min. 3 punts)

51.9 Price, Michigan (9.16.06) 7-363
50.4 Price, at Georgia Tech (9.2.06) 5-252
47.4 Price, vs. LSU (1.3.07) 5-237
45.8 Price, North Carolina (11.4.06) 5-229
45.7 Fitzpatrick, at Pittsburgh (9.3.05) 3-137
45.7 Price, Purdue (9.30.06) 3-137
45.0 Price, USC (10.20.07) 10-450
44.2 Fitzpatrick, BYU (10.22.05) 5-221
44.8 Price, at Penn State (9.8.07) 9-403
44.0 Price, Penn State (9.9.06) 3-132
44.0 Maust, at Purdue (9.29.07) 3-132
44.0 Maust, vs. Navy (11.15.08) 3-132

most punts downed inside 20

3 Maust, at Stanford (11.24.07)
3 Price, Boston College (10.13.07)
3 Price, at UCLA (10.6.07)
3 Price, Purdue (9.30.06)
2 Maust, Syracuse (11.22.08)
2 Maust, Stanford (10.4.08)
2 Maust, at Michigan State (9.20.08)
2 Maust, Michigan (9.13.08)
2 Maust, San Diego State (9.6.08)
2 Maust, Duke (11.17.07)
2 Maust, Air Force (11.10.07)
2 Price, at Michigan (9.15.07)
2 Price, North Carolina (11.4.06)
2 Fitzpatrick, vs Ohio State (1.2.06)
2 Fitzpatrick, Syracuse (11.19.05)
2 Fitzpatrick, USC (11.15.05)
2 Fitzpatrick, Michigan State (9.17.05)
2 Price, Penn State (9.9.06)
2 Price, Michigan (9.16.06)
2 Maust, at Purdue (9.29.07)

longest punt

62 Price, Penn State (9.9.06)
61 Price, at Georgia Tech (9.2.06)
60 Fitzpatrick, at Michigan (9.10.05)

59 Price, Michigan (9.16.06)
57 Price, at Penn State (9.8.07)
56 Price, Michigan State (9.22.07)
56 Price, Michigan (9.16.06)
56 Price, Boston College (10.13.07)
55 Price, at Michigan (9.16.07)
55 Price, Georgia Tech (9.1.07)
55 Price, Army (11.18.06)
55 Price, vs. LSU (1.3.07)

longest punt return

78 Zbikowski, Tennessee (11.5.05)
60 Zbikowski, at Stanford (11.24.07)
60 Zbikowski, USC (11.15.05)
52 Zbikowski, North Carolina (11.4.06)
47 Zbikowski, at Penn State (9.8.07)
42 Tate, at Boston College (11.8.08)
32 Zbikowski, Navy (11.3.07)
25 Zbikowski, at Michigan State (9.23.06)
25 Zbikowski, at Washington (9.24.05)
24 Tate, vs. Navy (11.15.08)

longest kick return

53 Allen, at Michigan State (9.20.08)
50 Grimes, North Carolina (11.4.06)
46 Grimes, at Georgia Tech (9.2.06)
40 Tate, at Michigan (9.15.07)
40 Grimes, at Purdue (10.1.05)
38 Allen, Navy (11.3.07)
36 Hord, Tennessee (11.5.05)
36 Allen, Purdue (9.27.08)
33 West, at Washington (10.25.08)
33 Allen, USC (10.20.07)
33 Allen, at Purdue (9.29.07)
33 Grimes, BYU (10.22.05)
33 West, at Georgia Tech (9.2.06)

most punt returns

7 Tate, vs. Navy (11.15.08)
6 Zbikowski, at Stanford (11.26.05)
4 Zbikowski, at Stanford (11.24.07)
4 Zbikowski, USC (11.15.05)
4 Zbikowski, at Georgia Tech (9.2.06)
3 Tate, at Boston College (11.8.08)
3 Allen, at Michigan State (9.20.08)
3 Zbikowski, Duke (11.17.07)
3 Zbikowski, Boston College (10.13.07)
3 Zbikowski, Army (11.18.06)
3 Zbikowski, North Carolina (11.4.06)
3 Zbikowski, Tennessee (11.5.05)
3 Zbikowski, Syracuse (11.19.05)

most punt return yards

118 Zbikowski, Tennessee (11.5.05) 3
92 Tate, vs. Navy (11.15.08) 7
87 Zbikowski, USC (11.15.05) 4
69 Zbikowski, North Carolina (11.4.06) 3
64 Zbikowski, at Stanford (11.24.07)
44 Tate, at Boston College (11.8.08) 3
37 Zbikowski, Navy (11.3.07) 2
35 Allen, San Diego State (9.6.08) 2
34 Zbikowski, Boston College (10.13.07) 3
34 Zbikowski, at Stanford (11.26.05) 6

highest avg. gain per punt return (min. 2 ret.)

39.3 Zbikowski, Tennessee (11.5.05) 3-118
23.0 Zbikowski, North Carolina (11.4.06) 3-69
21.8 Zbikowski, USC (11.15.05) 4-87
18.5 Zbikowski, Navy (11.3.07) 2-37
17.5 Allen, San Diego State (9.6.08) 2-35
16.0 Zbikowski, at Stanford (11.24.07) 4-64
15.5 Zbikowski, at Washington (9.24.05) 2-31
14.6 Tate, at Boston College (11.8.08) 3-44
13.1 Tate, vs. Navy (11.15.08) 7-92
11.3 Zbikowski, Boston College (10.13.07) 3-34

most kick returns

6 Allen, Air Force (11.10.07)
6 Grimes, Michigan (9.16.06)

5 Golden Tate, Pittsburgh (11.1.08)
5 Allen, at Michigan State (9.20.08)
5 Tate, at Michigan (9.15.07)
5 Zbikowski, at USC (11.25.06)
5 Allen, Georgia Tech (9.1.07)
4 Tate, Syracuse (11.22.08)
4 Tate, Boston College (11.8.08)
4 Tate, at North Carolina (10.11.08)
4 Allen, Purdue (9.27.08)
4 Allen, Navy (11.3.07)
4 Grimes, vs. LSU (1.3.07)
4 Grimes, at Stanford (11.26.05)

most kick return yards

145 Grimes, Michigan (9.16.06) 6
147 Allen, at Michigan State (9.20.08) 5
133 Tate, at Michigan (9.15.07) 5
117 Allen, Air Force (11.10.07) 6
115 Allen, Navy (11.3.07) 4
107 Zbikowski, at USC (11.25.06) 5
105 Allen, Purdue (9.27.08)
101 Grimes, North Carolina (11.4.06) 3
97 Grimes, at Stanford (11.26.05) 4
92 Tate, at North Carolina (10.11.08) 4

highest avg. gain per kick return (min. 2 ret.)

33.7 Grimes, North Carolina (11.4.06) 3-101
31.0 Grimes, at Purdue (10.1.05) 2-62
29.3 Allen, at Michigan State (9.20.08) 5-147
28.8 Allen, Navy (11.3.07) 4-115
26.6 Tate, at Michigan (9.15.07) 5-133
26.2 Allen, Purdue (9.27.08) 4-105
24.3 Allen, at UCLA (10.6.07) 3-73
24.2 Grimes, at Stanford (11.26.05) 4-97
24.2 Grimes, Michigan (9.16.06) 6-145
24.0 Allen, USC (10.20.07) 3-72

most blocked kicks

2 Anastasio, Syracuse (11.19.05)
2 Landri, North Carolina (11.4.06)
1 Smith, T., vs. Navy (11.15.08)
1 Laws, at Stanford (11.24.07)
1 Laws, Georgia Tech (9.1.07)
1 Quinn, S., at USC (11.25.06)
1 Landri, Army (11.18.06)
1 Laws, North Carolina (11.4.06)
1 Anastasio, at Washington (9.24.05)
1 Landri, Michigan (9.16.06)
1 Laws, at Air Force (11.11.06)
1 Laws, vs Ohio State (1.2.06)
1 Laws, at Purdue (10.1.05)
1 Ndukwe, vs Ohio State (1.2.06)

NUMERICAL ROSTER

No.	Name	Pos
1	Walker, Deion	WR
3	Floyd, Michael	WR
4	Gray, Gary	CB
5	Allen, Armando	HB
6	Herring, Ray	S
7	Clausen, Jimmy	QB
8	McNeil, Raeshon	CB
9	Johnson, Ethan	DE
9	Rudolph, Kyle	TE
10	Crist, Dayne	QB
11	Grimes, David	WR
12	Blanton, Robert	CB
13	Sharpley, Evan	QB
14	Walker, Brandon	K
15	Castello, Brian	QB
15	McCarthy, Dan	S
16	Montana, Nate	QB
17	Lezynski, Nick	CB
17	Matthew Mulvey	QB
18	Kamara, Duval	WR
19	West, George	WR
20	Lambert, Terrail	CB
21	Gallup Jr., Barry	HB
22	Smith, Harrison	S
23	Tate, Golden	WR
24	Coughlin, Brian	WR
24	Gordon, Leonard	CB
25	Gray, Jonas	HB
26	Slaughter, Jamoris	CB
27	Bruton, David	S
28	McCarthy, Kyle	S
29	Gaines, Jashaad	S
29	Garcia, Michael	WR
30	Paskorz, Steve	FB
31	Brown, Sergio	S
32	Schmidt, Luke	FB/TE
32	Ruffer, David	K
33	Hughes, Robert	HB
34	Aldridge, James	HB
35	Brooks, Kevin	TE/LS
35	Smith, Kevin	ILB
36	Bizjak, Joe	K
36	Posluszny, David	ILB
37	Anello, Mike	CB
37	Noel, Eras	HB
38	Bathon, Chris	S
38	Gurries, Chris	WR
39	Burkhart, Ryan	K
40	Crum, Maurice	ILB
41	Smith, Scott	OLB
41	Rodriguez, Nikolas	HB
42	Washington, Kevin	ILB
42	Franco, Dan	WR
43	Maust, Eric	P

ALPHABETICAL ROSTER

No.	Name	Pos	Ht	Wt	Cl	Hometown/Previous School
34	Aldridge, James	HB	6-0	225	Jr.	St. Louis, Mo./Merrillville (IN)
5	Allen, Armando	HB	5-10	195	So.	Opa Locka, FL/Hialeah-Miami Lakes
37	Anello, Mike+	CB	5-10	170	Sr.	Orland Park, IL/Carl Sandburg
38	Bathon, Chris+	S	5-10	192	Jr.	Pleasantville, NY/Pleasantville
67	Bemenderfer, Thomas	OC	6-5	300	Sr.	Mishawaka, IN/Penn
36	Bizjak, Joe+	K	6-2	165	Jr.	Kokomo, IN/Kokomo
12	Blanton, Robert	CB	6-1	180	Fr.	Matthews, NC/Butler
35	Brooks, Kevin+	TE	6-2	240	Sr.	Thousand Oaks, CA/Crespi Carmelite
69	Brophy, Carl+	OL	6-4	278	Fr.	Spokane, Wash./Gonzaga Prep
94	Brown, Justin	DE	6-3	277	Sr.	Clinton, MD/Bishop McNamara
31	Brown, Sergio	S	6-2	205	Jr.	Maywood, IL/Proviso East
27	Bruton, David	S	6-2	212	Sr.	Miamisburg, OH/Miamisburg
88	Burger, Bobby	TE	6-3	242	Jr.	Cincinnati, OH/LaSalle
64	Burke, Tom+	LB	5-10	242	Jr.	New City, NY/Clarkstown South
39	Burkhart, Ryan	K	5-11	190	Jr.	Wakarusa, IN/Northwood
15	Castello, Brian+	QB	6-2	191	So.	Pittsburgh, PA/Chartiers Valley
52	Cave, Braxston	OC	6-3	315	Fr.	Mishawaka, IN/Penn
7	Clausen, Jimmy	QB	6-3	217	So.	Westlake Village, CA/Oaks Christian
73	Clelland, Lane	OT	6-5	281	Fr.	Owings Mills, MD/McDonogh School
24	Coughlin, Brian+	WR	6-0	172	Jr.	Oak Lawn, IL/Brother Rice
10	Crist, Dayne	QB	6-4	233	Fr.	Sherman Oaks, CA/Notre Dame
40	Crum, Maurice	ILB	6-0	235	Sr.	Tampa, FL/Tampa Bay Tech
98	Cwynar, Sean	DE	6-4	282	Fr.	McHenry, IL/Marian Central Catholic
75	Dever, Taylor	OT	6-5	308	So.	Grass Valley, CA/Nevada Union
72	Duncan, Paul	OT	6-7	308	Sr.	Dallas, GA/East Paulding
87	Fauria, Joseph	TE	6-7	245	Fr.	Encino, CA/Crespi Carmelite
46	Filer, Steve	OLB	6-3	236	Fr.	Chicago, IL/Mount Carmel
62	Flavin, Bill+	OC/LS	6-3	252	So.	Darien, IL/Benet Academy
45	Fleming, Darius	OLB	6-1	236	Fr.	Chicago, IL/St. Rita
3	Floyd, Michael	WR	6-3	215	Fr.	St. Paul, MN/Cretin-Derham Hall
42	Franco, Dan+	WR	5-10	188	Jr.	Granger, IN/Clay
29	Gaines, Jashaad	S	6-0	202	Jr.	Las Vegas, NV/Las Vegas
21	Gallup Jr., Barry	HB	5-11	200	Jr.	Wellesley, MA/Belmont Hill
29	Garcia, Michael+	WR	6-1	178	So.	Colorado Springs, Co/St. Mary's
57	Golic Jr., Mike	OC	6-3	280	Fr.	West Hartford, CT/Northwest Catholic
81	Goodman, John	WR	6-3	197	Fr.	Fort Wayne, IN/Bishop Dwenger
24	Gordon, Leonard	CB	5-11	187	Jr.	Clarksville, TN/Fort Campbell
4	Gray, Gary	CB	5-11	188	So.	Columbia, SC/Richland Northeast
25	Gray, Jonas	HB	5-10	230	Fr.	Beverly Hills, MI/Detroit Country Day
11	Grimes, David	WR	5-10	177	Sr.	Detroit, MI/Saint Martin De Porres
38	Gurries, Christopher+	WR	5-10	181	So.	Reno, NV/Bishop Manogue
65	Hernandez, Mike+	OL	6-2	275	Fr.	Pasadena, Calif./Loyola
6	Herring, Ray	S	5-10	198	Sr.	Melbourne, FL/Holy Trinity Episcopal
33	Hughes, Robert	HB	5-11	237	So.	Chicago, IL/Hubbard
9	Johnson, Ethan	DE	6-4	275	Fr.	Portland, OR/Lincoln
18	Kamara, Duval	WR	6-5	219	So.	Hoboken, NJ/Hoboken
96	Kuntz, Pat	DE	6-3	283	Sr.	Indianapolis, IN/Roncalli
86	Kuppich, Paul+	TE/LS	6-3	232	Sr.	Westerville, OH/St. Charles Prep

PRONUNCIATION GUIDE

Bruton, David – BREW-ten	Maust, Eric – Rhymes with Cost
Clelland, Lane – CLELL-und	Nwankwo, Emeka – nuh-WONK-wo, uh-MEK-uh
Crist, Dayne – crist (rhymes with wrist)	Posluszny, David – poz-LUZ-nee
Cwynar, Sean – SWIN-are	Richardson, Morrice – mo-REESE
Dever, Taylor – dev-er (rhymes with never)	Romine, Matt – ro-MINE
Fauria, Joseph – fore-ee-aye	Schwapp, Asaph – shwopp, A-saff
Filer, Steve – FY-ler	Slaughter, Jamoris – juh-MORE-iss
Kamara, Duval – kuh-MARE-uh, doo-VALL	Tisak, Jeff – TEE-sack
Kuntz, Pat – Koontz	Turkovich, Michael – turk-uh-vitch
Lewis-Moore, Kapron – cap-rin	Williams, Hafis – hah-FEENSE

ALPHABETICAL ROSTER

No.	Name	Pos	Ht	Wt	Cl	Hometown/Previous School
20	Lambert, Terrail	CB	5-11	195	Sr.	Bakersfield, CA/Saint Bonaventure
43	Leonis, John+	CB	5-9	169	Sr.	Medford, OR/Saint Mary's
89	Lewis-Moore, Kapron	DE	6-4	257	Fr.	Weatherford, TX/Weatherford
17	Lezynski, Nick+	CB	5-8	157	So.	Newton, PA/Notre Dame High School
71	Mahoney, Dennis+	OL	6-6	290	Fr.	Baltimore, MD/Boys Latin High School
43	Maust, Eric+	P	6-2	177	Jr.	Atlanta, GA/Blessed Trinity
15	McCarthy, Dan	S	6-2	200	Fr.	Youngstown, OH/Cardinal Mooney
28	McCarthy, Kyle	S	6-0	203	Sr.	Youngstown, OH/Cardinal Mooney
54	McDonald, Anthony	ILB	6-1	225	Fr.	Sherman Oaks, CA/Notre Dame
8	McNeil, Raeshon	CB	6-0	190	Jr.	Cooleemee, NC/Davie
16	Montana, Nate+	QB	6-4	200	Fr.	Concord, CA/De La Salle
93	Mullen, Paddy	NT	6-3	300	Jr.	St. Louis, MO/De Smet Jesuit
17	Mulvey, Matthew	QB	6-3	195	Fr.	Del Mar, CA/LaJolla
47	Narvaez, Mike+	FB	5-11	231	Jr.	Ridgewood, NJ/Ridgewood
56	Neal, Kerry	OLB	6-2	246	So.	Bunn, NC/Bunn
99	Newman, Brandon	NT	6-1	310	Fr.	Louisville, KY/Pleasure Ridge Park
37	Noel, Eras+	HB	5-8	190	So.	Palmdale, CA/Paraclete
76	Nuss, Andrew	OG	6-5	304	So.	Ashburn, VA/Stone Bridge
91	Nwankwo, Emeka	DE	6-4	295	So.	Miramar, FL/Chaminade-Madonna Prep
55	Olsen, Eric	OG	6-4	303	Jr.	Staten Island, NY/Poly Prep Ctry.
50	Oxley, Sean	LB	6-2	220	Fr.	Avon Lake, OH/Avon Lake
30	Paskorz, Steve	FB	6-2	235	So.	Allison Park, PA/Hampton
82	Parris, Robby	WR	6-3	210	Jr.	Olmsted Falls, OH/Saint Ignatius
45	Patterson, Kristopher+	WR	5-11	185	Sr.	Seattle, WA/O' Dea
36	Posluszny, David	ILB	6-0	220	Fr.	Aliquippa, PA/Hopewell
48	Quinn, Steve	ILB	6-2	225	Sr.	Cherry Hill, NJ/Saint Joseph's Prep
61	Quintana, Martin+	DL/LB	6-1	250	Jr.	Berwyn, IL/St. Joseph
83	Ragone, Mike	TE	6-5	251	So.	Cherry Hill, NJ/Camden Catholic
53	Richardson, Morrice	DE	6-2	255	Jr.	College Park, GA/Westlake
78	Robinson, Trevor	OG	6-5	301	Fr.	Elkhorn, NE/Elkhorn
41	Rodriguez, Nikolas+	HB	5-11	205	Sr.	San Antonio, TX/Cornerstone Christian
70	Romine, Matt	OT	6-5	292	So.	Tulsa, OK/Union
32	Ruffer, David+	K	6-1	180	So.	Oakton, VA/Gonzaga
9	Rudolph, Kyle	TE	6-6	252	Fr.	Cincinnati, OH/Elder
90	Ryan, John	OLB	6-5	264	Jr.	Westlake, OH/Saint Ignatius
32	Schmidt, Luke	FB/TE	6-4	246	Jr.	Jasper, IN/Jasper
44	Schwapp, Asaph	FB	6-0	251	Sr.	Hartford, CT/Weaver
13	Sharpley, Evan	QB	6-2	215	Sr.	Marshall, MI/Marshall
26	Slaughter, Jamoris	CB	6-0	182	Fr.	Tucker, GA/Tucker
58	Smith, Brian	ILB	6-3	245	So.	Overland Park, KS/Saint Thomas Aquinas
22	Smith, Harrison	S	6-2	212	So.	Knoxville, TN/Knoxville Catholic
35	Smith, Kevin+	ILB	5-8	215	Sr.	Gainesville, FL/F.W. Buchholz
41	Smith, Scott	OLB	6-3	235	Sr.	Highland Park, IL/Highland Park
49	Smith, Toryan	ILB	6-1	244	Jr.	Rome, GA/Rome
59	Stewart, Chris	OG	6-5	337	Jr.	Spring, TX/Klein
23	Tate, Golden	WR	5-11	195	So.	Hendersonville, TN/Pope John Paul II
63	Tisak, Jeff+	NT	6-5	306	Sr.	Duluth, MN/Duluth East
77	Turkovich, Mike	OG/OT	6-6	305	Sr.	Bedford, PA/Valley Forge Military College
85	Vos, Sam+	WR	5-10	199	Jr.	Burlington, WI/Catholic Central
97	Wade, Kallen	OLB	6-5	255	Jr.	Cincinnati, OH/Withrow
14	Walker, Brandon	K	6-3	202	So.	Findlay, OH/Findlay
1	Walker, Deion	WR	6-2	188	Fr.	Christchurch, VA/Christchurch
42	Washington, Kevin	ILB	6-1	250	Sr.	Sugar Land, TX/Stephen F. Austin
51	Wenger, Dan	OC	6-4	302	Jr.	Coral Springs, FL/Saint Thomas Aquinas
19	West, George	WR	5-10	196	Jr.	Spencer, OK/Northeast
79	Williams, Hafis	DE	6-1	302	Fr.	Elizabeth, NJ/Elizabeth
95	Williams, Ian	NT	6-2	310	So.	Altamonte Springs, FL/Lyman
74	Young, Sam	OT	6-8	330	Jr.	Coral Springs, FL/Saint Thomas Aquinas
+ Walk-on Player						

NUMERICAL ROSTER

No.	Name	Pos
43	Leonis, John	CB
44	Schwapp, Asaph	FB
45	Fleming, Darius	OLB
45	Patterson, Kristopher	WR
46	Filer, Steve	OLB
47	Narvaez, Mike	FB
48	Quinn, Steve	ILB
49	Smith, Toryan	ILB
50	Sean Oxley	LB
51	Wenger, Dan	OC
52	Cave, Braxston	OC
53	Richardson, Morrice	DE
54	McDonald, Anthony	ILB
55	Olsen, Eric	OG
56	Neal, Kerry	OLB
57	Golic Jr., Mike	OC
58	Smith, Brian	ILB
59	Stewart, Chris	OG
61	Quintana, Martin	DL/LB
62	Flavin, Bill	OC
63	Tisak, Jeff	NT
64	Burke, Tom	LB
65	Hernandez, Mike	OL
67	Bemenderfer, Thomas	OC
69	Brophy, Carl	OL
70	Romine, Matt	OT
71	Mahoney, Dennis	OL
72	Duncan, Paul	OT
73	Clelland, Lane	OT
74	Young, Sam	OT
75	Dever, Taylor	OT
76	Nuss, Andrew	OG
77	Turkovich, Mike	OG/OT
78	Robinson, Trevor	OG
79	Williams, Hafis	DE
80	Jackson, Richard	WR
81	Goodman, John	WR
82	Parris, Robby	WR
83	Ragone, Mike	TE
85	Vos, Sam	WR
86	Kuppich, Paul	TE/LS
87	Fauria, Joseph	TE
88	Bobby Burger	TE
89	Lewis-Moore, Kapron	DE
90	Ryan, John	OLB
91	Nwankwo, Emeka	DE
93	Mullen, Paddy	NT
94	Brown, Justin	DE
95	Williams, Ian	NT
96	Kuntz, Pat	DE
97	Wade, Kallen	OLB
98	Cwynar, Sean	DE
99	Newman, Brandon	NT

**Notre Dame
Depth Chart**

Notre Dame Offense

X	23	Golden Tate	5-11	195	So.
	18	DUVAL KAMARA	6-5	219	So.
LT	77	MIKE TURKOVICH!	6-6	305	Sr.
	70	Matt Romine	6-5	292	So.
LG	55	ERIC OLSEN@	6-4	303	Jr.
	76	Andrew Nuss	6-5	304	So.
C	51	Dan Wenger	6-4	302	Jr.
	67	Thomas Bemenderfer	6-5	300	Sr.
RG	78	Trevor Robinson	6-5	306	Fr.
	67	Thomas Bemenderfer	6-5	300	Sr.
RT	74	SAM YOUNG	6-8	330	Jr.
	75	Taylor Dever	6-5	301	So.
TE	9	Kyle Rudolph	6-6	252	Fr.
	87	Joseph Fauria	6-7	245	Fr.
Z	11	DAVID GRIMES	5-10	177	Sr.
	82	Robby Parris	6-3	210	Jr.
QB	7	JIMMY CLAUSEN	6-3	217	So.
	13	Evan Sharpley	6-2	215	Sr.
FB	44	ASAPH SCHWAPP	6-0	257	Sr.
	30	Steve Paskorz	6-2	235	So.
HB	5	Armando Allen	5-10	195	So.
	33	Robert Hughes	5-11	237	So.
	or 34	JAMES ALDRIDGE	6-0	225	Jr.

Notre Dame Special Teams

PK	14	BRANDON WALKER	6-3	202	So.
	32	David Ruffer	6-1	180	So.
P	43	Eric Maust	6-2	177	Jr.
	39	Ryan Burkhart	5-11	190	Jr.
SNP	39	Kevin Brooks	6-2	240	Sr.
	86	Paul Kuppich	6-3	232	Sr.
HLD	43	Eric Maust	6-2	177	Jr.
	13	Evan Sharpley	6-2	215	Sr.

Notre Dame Defense

DE	94	JUSTIN BROWN	6-3	277	Sr.
	53	Morrice Richardson	6-2	255	Jr.
NT	95	Ian Williams	6-2	310	So.
	93	Paddy Mullen	6-3	300	Jr.
DE	96	PAT KUNTZ	6-3	283	Sr.
	9	Ethan Johnson	6-4	275	Fr.
	91	Emeka Nwankwo	6-4	295	So.
SAM	22	Harrison Smith	6-2	212	So.
	41	Scott Smith	6-4	235	Sr.
	46	Steve Filer	6-3	236	Fr.
MIKE	49	Toryan Smith	6-1	244	Jr.
	41	Scott Smith	6-4	235	Sr.
JACK	40	MAURICE CRUM JR.	6-0	235	Sr.
	48	Steve Quinn	6-2	225	Sr.
WILL	90	JOHN RYAN	6-5	264	Jr.
	or 56	KERRY NEAL	6-2	246	So.
	45	Darius Fleming	6-1	236	Fr.
LCB	8	Raeshon McNeil	6-0	190	Jr.
	4	Gary Gray	5-11	188	So.
FS	27	DAVID BRUTON	6-2	212	Sr.
	31	Sergio Brown	6-2	205	Jr.
SS	28	Kyle McCarthy	6-1	203	Sr.
	6	Ray Herring	5-10	198	Sr.
RCB	20	TERRAIL LAMBERT	5-11	195	Sr.
	12	Robert Blanton	6-1	180	Fr.

Notre Dame Special Teams

PR	23	Golden Tate	5-11	195	So.
	5	Armando Allen	5-10	195	So.
	11	David Grimes	5-10	177	Sr.
KR	5	Armando Allen	5-10	195	So.
	23	Golden Tate	5-11	195	So.
	19	George West	5-10	196	Jr.
KO	39	Ryan Burkhart	5-11	190	Jr.
	14	Brandon Walker	6-3	202	So.

ALLCAPS- returning starter from 2007
 ! - started 12 games at LG in 2007
 @ - started six games at RG in 2007

Notre Dame 21, San Diego State 13
Notre Dame, Ind. (Notre Dame Stadium)
Sept. 6, 2008

NOTRE DAME, Ind. (AP) - Jimmy Clausen threw a 38-yard touchdown pass to Golden Tate moments after Notre Dame forced San Diego State to fumble in the end zone and the Fighting Irish rallied for a 21-13 victory on Saturday.

San Diego State (0-2), a 21-point underdog which lost to an FCS team last week, appeared to be on the verge of an upset early in the fourth quarter.

Brandon Sullivan was inches away from a 4-yard touchdown run and a two-score lead for the Aztecs. But safety David Bruton jarred the ball loose and recovered it in the end zone to help the Irish (1-0) avoid an embarrassing loss.

Clausen was 5-of-5 passing for 76 yards on the ensuing drive to rally the Irish to victory. Clausen added a game-clinching 6-yard TD pass to David Grimes with 2:08 left.

Clausen, who also had a 22-yard TD pass to freshman Michael Floyd late in the first half, was 21-of-34 passing for 237 yards with two interceptions.

Ryan Lindley carried San Diego State's offense, completing 29-of-59 passes for 274 yards with one interception and scoring a touchdown on a 1-yard keeper.

The Irish defense made its share of mistakes. Defensive captain Maurice Crum was called for a flagrant pass interference, then three plays later on a late hit on the quarterback to keep a drive alive, although the Aztecs still didn't score.

San Diego State did finally score, though, after Lindley connected with a Darren Mougey on a 43-yard pass play. Mougey, who had five catches for 97 yards, was wide open at 30 and was tackled at the 1 by Bruton. Lindley scored a play later on a keeper.

The Aztecs went ahead 13-7 midway through the third quarter on an 80-yard scoring drive with Lindley completing 6 of 7 passes for 49 yards, capped with a 15-yard pass to a diving Mougey in the back of the end zone. Lance Yoshida's point-after attempt bounced off the right upright.

Notre Dame coach Charlie Weis said he wanted the Irish to pound the ball, but they struggled against a makeshift San Diego State defensive line that had linebacker Russell Allen playing end because of injuries.

On third-and-1 from the 35-yard line, Hughes was stuffed for a 4-yard loss by a blitz by Laolagi. Armando Allen was crushed by safety Corey Boudreaux at the end of a 22-yard run and fumbled.

The Irish finished with 105 yards on 34 carries.

The crowd of 80,795 was the sixth largest the Aztecs had ever played before. They have lost all six games, although they have had other close calls, losing 24-21 at No. 17 Michigan in 2004 and 16-13 at No. 2 Ohio State in 2003.

Playing before its 200th straight sellout crowd and for the 400th time in Notre Dame Stadium, the Irish improved to 299-96-5 in the House that Rockne Built.

Scoring Summary

	1	2	3	4	E	
San Diego State	0	7	6	0	-	13 Record: (0-2)
Notre Dame	0	7	0	14	-	21 Record: (1-0)

Second Quarter

5:32 SD Lindley 1 yd run (Yoshida kick), 2-44 0:29
 1:14 ND Floyd 22 yd pass from Clausen (Walker, B. kick), 3-21 0:17

Third Quarter

8:31 SD Mougey 15 yd pass from Lindley (Yoshida kick failed), 9-80 4:31

Fourth Quarter

9:43 ND Tate 38 yd pass from Clausen (Walker, B. kick), 6-80 2:12
 2:08 ND Grimes 6 yd pass from Clausen (Walker, B. kick), 11-55 6:30

	SD	ND
FIRST DOWNS	19	20
RUSHES-YARDS (NET)	15-71	34-105
PASSING YDS (NET)	274	237
Passes Att-Comp-Int	59-29-1	34-21-2
TOTAL OFFENSE PLAYS-YARDS	74-345	68-342
Fumble Returns-Yards	0-0	0-0
Punt Returns-Yards	3-5	3-41
Kickoff Returns-Yards	4-50	3-74
Interception Returns-Yards	2-16	1-2
Punts (Number-Avg)	9-30.2	5-39.8
Fumbles-Lost	1-1	2-2
Penalties-Yards	11-100	7-58
Possession Time	29:08	30:52
Third-Down Conversions	5 of 16	3 of 12
Fourth-Down Conversions	0 of 1	1 of 2
Red-Zone Scores-Chances	2-3	1-5
Sacks By: Number-Yards	0-0	1-7

RUSHING: San Diego State-Sullivan 10-66; Henderson 2-12; Mougey 1-minus 1; Lindley 2-minus 6. Notre Dame-Allen 17-59; Hughes 16-54; Maust 1-minus 8.

PASSING: San Diego State-Lindley 29-59-1-274. Notre Dame-Clausen 21-34-2-237.

RECEIVING: San Diego State-Kawulok 9-60; Mougey 5-97; Wallace 4-40; Henderson 4-37; Brown 3-19; Sullivan 2-7; Umuolo 1-7; Shaw 1-7. Notre Dame Tate 6-93; Grimes 5-35; Hughes 3-32; Allen 3-18; Kamara 1-28; Floyd 1-22; Rudolph 1-5; Yeatman 1-4.

INTERCEPTIONS: San Diego State-McKay 1-16; Holmes 1-0. Notre Dame-Neal 1-2.

FUMBLES: San Diego State-Sullivan 1-1. Notre Dame-Hughes 1-1; Allen 1-1.

SACKS (UA-A): San Diego State-None. Notre Dame-Crum 1-0.

TACKLES (UA-A): San Diego State-Laolagi 8-5; Milling 6-5; Holmes 6-1; Preston 2-3; Allen 3-1; Williams 1-3; Soto 1-3; Boudreaux 1-3; Moore 2-1; Campbell 2-1; McKay 2-0; Lawson 1-1; Perez 1-1; Sandford 1-1; Hemmings 1-0; Stahovich 1-0; Louis 1-0; Armstrong 0-1; Davis 0-1; Sokoloski 0-1. Notre Dame-McCarthy 10-4; Bruton 7-0; Lambert 6-0; Brown, S. 4-2; Crum 3-3; Smith, B. 4-0; Smith, H. 3-0; Neal 1-2; Anello 2-0; Fleming 1-0; Kamara 1-0; Richardson 1-0; Ryan 1-0; Johnson 0-1.

**Notre Dame 35, Michigan 17
Notre Dame, Ind. (Notre Dame Stadium)
Sept. 13, 2008**

NOTRE DAME, Ind. (AP) - A busted up knee could hardly put a damper on this day for Notre Dame coach Charlie Weis.

"We definitely showed up against a good opponent and it's sweet," said Weis, on crutches most of the game after tearing the ACL and MCL in his left knee Saturday when he was hit in the second quarter along the sideline. "This was a big win for our program and our kids."

Ripping a page out of the playbook that Michigan used for consecutive wins over the Irish the past two seasons, Notre Dame took advantage of mistakes by the Wolverines to jump to a three-touchdown lead. Michigan coach Rich Rodriguez said his team's six turnovers too much to overcome.

"I don't think we're that far off. We've just got to play better," he said. "I've said it many times, we're not good enough to play poorly and win. We're not right now."

Jimmy Clausen, who was sacked eight times by the Wolverines last year, was 10-of-21 passing for 147 yards with two touchdown passes, two interceptions and he wasn't sacked. Robert Hughes ran for two touchdowns for the Irish.

After losing 38-0 and 47-21 to the Wolverines the past two seasons, Clausen said the victory Saturday was big.

"It feels great. I was talking to a bunch of the guys before the game, I said, 'Remember what we felt like last year after this game. That's not going to happen again.'"

Weis was hurt when Irish defensive end John Ryan, who is 6-5, 264 pounds, was blocked and crashed into Weis in the leg. The coach was looking in the other direction because the ball carrier had run past him.

"Tommy Brady's got nothing on me," Weis joked afterward about the injured New England Patriots' quarterback.

Weis will have surgery on his knee in the next few days.

"I feel like an athlete. First time in my life," he said.

The Irish scored their first two touchdowns off turnovers and went ahead 21-0 in the first quarter.

"Neither one of us, is really built at this time to play from behind in a significant margin," Weis said.

"Because the question was for everyone. It wasn't just for media. It was for coaches, it was for players, for everyone. Where are we going to go from here?" he said.

Linebacker Brian Smith, who returned a fumble recovery 35 yards for the only touchdown of the second half early in the fourth quarter, said the Irish showed they are an improved team.

"Last year at Michigan, we were embarrassed as a team. We remembered that as we were training and getting ready for the season," Smith said.

The victory came on the same day Notre Dame honored former coach Lou Holtz by dedicating a statue of him before the game. Members of his 1988 national team, Notre Dame's last title winner, also were on hand for the victory.

"Today it was not Lou, it was not the '88 team, it was those guys in that locker room stepping up and earn the respect that (senior linebacker) Mo Crum was talking about last night at the pep rally," Weis said. "We had a bunch of guys that stepped up and said we want to make a statement that Notre Dame's not just some garbage school out there."

This year it was the Wolverines who left the game wondering where they go from here.

"Michigan football will be back," Rodriguez said. "All the naysayers out there, I'm disappointed but I'm not discouraged. Michigan football will be back."

The second half was played in a steady rain as the Wolverines made four of their six turnovers.

"You can't blame the conditions," said Steven Threet, who was 16-of-23 passing for 175 yards and a touchdown with no interceptions for Michigan.

Sam McGuffie ran for 131 yards on 25 carries and had four catches for 47 yards and a touchdown. The Wolverines moved the ball better than they did in their first two games in Rodriguez's spread offense. They just couldn't hold on to it.

"I don't think we're that far off. We've just got to play better. I've said it many times, we're not good enough to play poorly and win," he said. "We're not right now."

**Scoring
Summary**

	1	2	3	4	F	
Michigan	7	10	0	0	-	17
Notre Dame	21	7	0	7	-	35

Record: (1-2)
Record: (2-0)

First Quarter

11:52	ND	Hughes 2 yd run (Walker, B. kick), 3-11 0:50
11:00	ND	Kamara 10 yd pass from Clausen (Walker, B. kick), 3-14 0:52
4:51	ND	Tate 48 yd pass from Clausen (Walker, B. kick), 1-63 0:15
1:56	UM	McGuffie 40 yd pass from Threet (Lopata kick), 7-75 2:55

Second Quarter

11:53	UM	Lopata 23 yd field goal, 8-67 3:21
8:47	ND	Hughes 1 yd run (Walker, B. kick), 6-87 3:06
5:41	UM	Grady 7 yd run (Lopata kick), 7-60 3:06

Fourth Quarter

14:50	ND	Smith, B. 35 yd fumble recovery (Walker, B. kick)
-------	----	---

	UM	ND
FIRST DOWNS	21	14
RUSHES-YARDS (NET)	42-159	34-113
PASSING YDS (NET)	229	147
Passes Att-Comp-Int	28-19-2	21-10-2
TOTAL OFFENSE PLAYS-YARDS	70-388	55-260
Fumble Returns-Yards	0-0	1-35
Punt Returns-Yards	2--2	2-12
Kickoff Returns-Yards	5-57	4-58
Interception Returns-Yards	2-0	2-80
Punts (Number-Avg)	4-52.8	6-43.8
Fumbles-Lost	7-4	3-0
Penalties-Yards	7-79	3-38
Possession Time	32:12	27:48
Third-Down Conversions	4 of 12	3 of 12
Fourth-Down Conversions	1 of 2	0 of 2
Red-Zone Scores-Chances	2-4	3-4
Sacks By: Number-Yards	0-0	0-0

INDIVIDUAL LEADERS

RUSHING: Michigan-McGuffie 25-131; Mesko 1-13; Threet 5-8; Shaw 2-5; Grady 4-4; Minor 3-1; Brown 1-0; TEAM 1-minus 3. Notre Dame-Hughes 19-79; Aldridge 9-28; Clausen 2-5; Allen 2-4; TEAM 2-minus 3.

PASSING: Michigan-Threet 16-23-0-175; Sheridan 3-5-2-54. Notre Dame-Clausen 10-21-2-147.

RECEIVING: Michigan-Odoms 6-56; McGuffie 4-47; Mathews 4-46; Stonum 3-35; Babb 2-45. Notre Dame-Tate 4-127; Floyd 2-10; Kamara 1-10; Grimes 1-3; Parris 1-0; Hughes 1-minus 3.

INTERCEPTIONS: Michigan-Trent 2-0. Notre Dame-Gray 1-41; Bruton 1-39.

FUMBLES: Michigan-Threet 2-1; Cissoko 1-0; Shaw 1-1; Grady 1-1; Minor 1-1; Warren 1-0. Notre Dame-Tate 1-0; Aldridge 1-0; Clausen 1-0.

SACKS (UA-A): Michigan-None. Notre Dame-None.

TACKLES (UA-A): Michigan-Trent 4-5; Brown 3-5; Warren 3-4; Thompson 3-4; Ezeh 2-4; Harrison 0-6; Jamison 2-2; Mouton 0-4; Johnson 1-2; Graham 1-1; Van Bergen 0-2; Sheridan 1-0; Butler 1-0; Molk 1-0; Woolfolk 1-0; Johnson 0-1; Martin 0-1; Leach 0-1; Fitzgerald 0-1; Williams 0-1; Stewart 0-1; Taylor 0-1. Notre Dame-Bruton 10-5; McCarthy, K. 7-3; Smith, B. 2-4; Crum 3-2; Brown, J. 2-2; Kuntz 3-0; McNeil 2-1; Anello 2-1; Fleming 1-3; Neal 1-2; Blanton 2-0; Lambert 2-0; Brown, S. 1-1; Williams 1-0; Gordon 1-0; Smith, H. 1-0; Quinn 1-0; Ryan 0-1; Johnson 0-1; Richardson 0-1; Washington, Kevin 0-1.

**Michigan State 23, Notre Dame 7
East Lansing, Mich. (Spartan Stadium)
Sept. 20, 2008**

EAST LANSING, Mich. (AP) - Javon Ringer ran for 201 yards and two touchdowns on 39 carries, carrying Michigan State to a 23-7 win over Notre Dame on Saturday.

Michigan State (3-1) took a 13-0 lead into the fourth quarter, then sealed the victory by handing off to Ringer on all seven plays of a 77-yard drive that he capped with his second score with 2:16 left.

The Irish (2-1) turned the ball over three times and missed two field goals, hurting their chances of starting 3-0 for the first time since 2002 and the second time in 12 years.

Jimmy Clausen was 24-of-41 for 242 yards with a TD and two interceptions, one in the end zone on a play that was overturned by a video review.

Clausen was sacked three times - after not being sacked once in the first two games - and was hurried and hit numerous times. Brandon Long was credited with 2 1/2 sacks.

Michael Floyd caught a 26-yard TD pass early in the fourth quarter, getting Notre Dame within six points, after fumbling at the Michigan State 20 early in the third.

Brandon Walker missed two field goals. A 51-yard kick sailed right in the second quarter and a 41-yard kick went left after a high snap with 5:50 to go in the game, ruining a chance to get within six.

Notre Dame coach Charlie Weis was on the sideline without crutches, wearing a brace under his blue slacks that protected his right knee that was injured in last week's win over Michigan.

Ringer led the nation with nine touchdowns and 104 carries after three games, coming off career highs with 43 carries and 282 yards in a shutout win over Florida Atlantic. He took another step toward stardom with his performance against an Irish team geared to stop him and his highlight of the day was a 63-yard run that set up his second TD.

The Spartans got off to a good start, limiting Notre Dame to minus-5 yards on its first two drives and kicking a field goal on their opening possession.

Clausen's up-for-grabs pass in the end zone to a double-covered Duval Kamara was ripped away by safety Otis Wiley on Notre Dame's third drive. It was originally ruled incomplete but overturned by replay.

Clausen threw another poor pass in the second quarter and it was picked off by Wiley at the Notre Dame 22, setting up Ringer's first TD.

Brett Swenson kicked his second field goal with in the third quarter, putting the Spartans ahead 13-0. That proved to be enough scoring for the Spartans, who have won three straight after losing the opener at California

**Scoring
Summary**

	1	2	3	4	F	
Notre Dame	0	0	0	7	-	7 Record: (2-1)
Michigan State	3	7	3	10	-	23 Record: (3-1)

First Quarter

11:14 MS Swenson 45 yd field goal, 6-24 1:44

Second Quarter

3:28 MS Ringer 1 yd run (Swenson kick), 9-22 3:42

Third Quarter

5:32 MS Swenson 26 yd field goal, 12-77 5:18

Fourth Quarter

14:51 ND Floyd 26 yd pass from Clausen (Walker, B. kick), 8-75 2:34

9:10 MS Swenson 23 yd field goal, 11-54 5:35

2:16 MS Ringer 1 yd run (Swenson kick), 7-77 3:34

Team Statistics

	ND	MS
FIRST DOWNS	18	16
RUSHES-YARDS (NET)	22-16	43-203
PASSING YDS (NET)	242	143
Passes Att-Comp-Int	41-24-2	26-12-0
TOTAL OFFENSE PLAYS-YARDS	63-258	69-346
Fumble Returns-Yards	0-0	0-0
Punt Returns-Yards	3-23	1-10
Kickoff Returns-Yards	5-147	2-47
Interception Returns-Yards	0-0	2-0
Punts (Number-Avg)	5-40.8	5-45.2
Fumbles-Lost	3-1	1-1
Penalties-Yards	5-24	6-65
Possession Time	26:15	33:45
Third-Down Conversions	6 of 13	6 of 15
Fourth-Down Conversions	0 of 1	1 of 1
Red-Zone Scores-Chances	0-2	4-4
Sacks By: Number-Yards	0-0	3-34

INDIVIDUAL LEADERS

RUSHING: Notre Dame-Tate 1-24; Aldridge 4-13; Hughes 5-9; Allen 6-8; TEAM 1-minus 7; Clausen 5-minus 31. Michigan State-Ringer 39-201; Hoyer 2-6; TEAM 2-minus 4.

PASSING: Notre Dame-Clausen 24-41-2-242. Michigan State-Hoyer 12-26-0-143.

RECEIVING: Notre Dame-Floyd 7-86; Tate 5-83; Allen 5-20; Parris 4-22; Rudolph 2-29; Yeatman 1-2. Michigan State-Dell 4-80; White 2-19; Celek 2-15; Cunningham 1-22; Curry 1-4; Hawken 1-3; Ringer 1-0.

INTERCEPTIONS: Notre Dame-None. Michigan State-Wiley 2-0.

FUMBLES: Notre Dame-Floyd 1-1; TEAM 1-0; Clausen 1-0. Michigan State-Ringer 1-1.

SACKS (UA-A): Notre Dame-None. Michigan State-Long 2-0; Anderson 0-1; Rucker 0-1.

TACKLES (UA-A): Notre Dame-Smith, B. 4-6; Bruton 3-7; McCarthy, K. 1-8; Crum 4-4; Lambert 2-6; Smith, H. 1-5; Williams, I. 1-5; Gray, G. 4-0; McNeil 1-3; Blanton 1-2; TEAM 2-0; Kuntz 1-1; Brown, J. 0-2; Quinn 1-0; Smith, S. 1-0; Ryan 0-1; Neal 0-1; Fleming 0-1. Michigan State-Jones 6-3; Rucker 4-5; Decker 2-6; Fortener 5-2; Wiley 3-2; Long 2-3; Weaver 4-0; Denson 2-0; Adams 2-0; Ware 1-1; Hyde 1-1; Kershaw 0-2; Jordan 1-0; Allison 0-1; Gordon 0-1; Henderson 0-1; Anderson 0-1; Robinson 0-1.

Notre Dame 38, Purdue 21
Notre Dame, Ind. (Notre Dame Stadium)
Sept. 27, 2008

NOTRE DAME, Ind. (AP) - Notre Dame's offense answered coach Charlie Weis' challenge.

The Fighting Irish put together their most productive third quarter of the season, scoring three touchdowns behind Jimmy Clausen's passing and Armando Allen Jr.'s running, in a 38-21 victory over Purdue on Saturday.

Notre Dame hadn't scored in the third quarter this season and were tied 14-14 with Purdue at halftime.

"Basically I told them, 'This is the most important drive of the season here,'" Weis said of the opening drive of the second half. "Because that game could have gone either way at that point."

Notre Dame (3-1), which entered the game averaging 78 yards rushing a game rushing, ran for 90 yards in the third quarter against Purdue (2-2).

Allen Jr., who ran for a career-high 134 yards on 17 carries, had a 21-yard run to set up his 16-yard TD run. He then had two runs of 21 yards on the next possession to help set up Notre Dame's next score, a 5-yard pass from Clausen to Kyle Rudolph.

Clausen passed for a career-high 275 yards and three touchdowns.

When Purdue cut the lead to one touchdown on a 54-yard TD pass from Curtis Painter to Desmond Tardy, the Irish answered with a 30-yard TD from Clausen to David Grimes.

"The response they had in the third quarter was probably the probably the most significant part of this football game," Weis said.

Tardy had 10 catches for 175 yards.

The Irish ran for 201 yards on 40 carries. Purdue coach Joe Tiller said because of his team's lack of depth at linebacker he wasn't surprised to see the Irish run the ball so often.

"We played an awful lot of nickel defense, and if I'm coaching against a team that's going to play nickel all the time, I'm going to run it. At least I'm going to run it more than I normally run," he said.

The Boilermakers fell to 1-15 at Notre Dame Stadium since 1976. The loss also left Tiller, who is retiring after the season, with a 5-7 record against the Irish. Purdue had lost 11 straight to Notre Dame before Tiller arrived.

Allen, who had run for 71 yards on 24 carries coming into the game, had the five longest runs of his career.

"I said, 'Where you've been?'" Weis said.

Allen said, "It feels great to go out there and prove to people what I'm capable of."

Irish guard Eric Olsen said it wasn't surprising.

"He has great vision, and for his size, he has great power," Olsen said. "When he gets his legs churning it's hard to bring him down."

Clausen's previous career-high was 246 yards passing against Air Force. Michael Floyd added six catches for 100 yards and Golden Tate caught a touchdown pass.

Weis said Clausen made good decisions and threw the ball away when he needed to.

"It seemed like every ball we had a chance of making a play on. I thought he had a good day," Weis said.

Clausen, using a no-huddle offense, was 20-of-35 passes with no interceptions.

"I know I'm capable of doing stuff like this, it was just a matter of time and preparation and practice," Clausen said.

Purdue linebacker Anthony Heygood said the Boilermakers just gave up too many big plays.

"We're a talented defense and we know we can play much, much better than we did today," he said.

Painter was 29-of-55 passing for 359 yards and two touchdowns for Purdue as he kept the Irish off balance in the first half. But the Irish defense came up with some big plays, including a 47-yard interception return by cornerback Robert Blanton.

"We missed some opportunities early," Painter said. "We got behind a team that was doing some things well and really had to take advantage of those opportunities."

Weis said the win was big for the Irish.

"The confidence continues to grow," he said. "I'd say it's huge."

Scoring Summary

	1	2	3	4	E	
Purdue	7	7	7	0	-	21 Record: (2-2)
Notre Dame	0	14	21	3	-	38 Record: (3-1)

First Quarter

9:04 PUR Sheets 22 yd run (Summers kick), 8-59 4:16

Second Quarter

9:56 ND Blanton 47 yd interception return (Walker, B. kick)
 4:46 PUR Valentin 3 yd pass from Painter (Summers kick), 14-78 5:10
 2:35 ND Tate 6 yd pass from Clausen (Walker, Brandon kick), 6-65 2:11

Third Quarter

12:56 ND Allen 16 yd run (Walker, B. kick), 5-81 2:04
 6:37 ND Rudolph 5 yd pass from Clausen (Walker, B. kick), 11-78 4:56
 5:24 PUR Tardy 54 yd pass from Painter (Summers kick), 4-64 1:13
 1:24 ND Grimes 30 yd pass from Clausen (Walker, B. kick), 9-54 4:00

Fourth Quarter

10:26 ND Walker, B. 41 yd field goal, 9-64 3:55

Team Statistics

	ND	MS
FIRST DOWNS	23	23
RUSHES-YARDS (NET)	17-103	40-201
PASSING YDS (NET)	359	275
Passes Att-Comp-Int	55-29-1	35-20-0
TOTAL OFFENSE PLAYS-YARDS	72-462	75-476
Fumble Returns-Yards	0-0	0-0
Punt Returns-Yards	1-9	1-1
Kickoff Returns-Yards	7-97	4-105
Interception Returns-Yards	0-0	1-47
Punts (Number-Avg)	4-39.0	2-46.5
Fumbles-Lost	0-0	0-0
Penalties-Yards	5-43	6-44
Possession Time	24:34	35:26
Third-Down Conversions	6 of 14	6 of 14
Fourth-Down Conversions	0 of 2	3 of 4
Red-Zone Scores-Chances	1-3	3-4
Sacks By: Number-Yards	1-8	0-0

INDIVIDUAL LEADERS

RUSHING: Purdue-Sheets 13-87; Siller 2-6; Halliburton 1-5; Painter 1-5. Notre Dame-Allen 17-134; Aldridge 8-34; Hughes 9-26; Clausen 5-8; TEAM 1-minus 1.

PASSING: Purdue-Painter 29-55-1-359. Notre Dame-Clausen 20-35-0-275.

RECEIVING: Purdue-Tardy 10-175; Orton 9-90; Sheets 5-56; Smith 2-24; Whittington 1-8; Valentin 1-3; McKey 1-3. Notre Dame-Floyd 6-100; Tate 5-64; Grimes 4-65; Rudolph 3-32; Allen 1-9; Kamara 1-5.

INTERCEPTIONS: Purdue-None. Notre Dame-Blanton 1-47.

FUMBLES: Purdue-None. Notre Dame-None.

SACKS (UA-A): Purdue-Neal 1-0. Notre Dame-None.

TACKLES (UA-A): Purdue-Heygood 5-6; Holland 2-9; Williams 2-6; McKinley 3-4; Mclean 1-4; Neal 1-4; Kerrigan 2-2; King 1-3; Golding 1-3; Baker 1-2; Pender 2-0; Brown 1-1; Adams 0-2; Mondek 0-2; Guynn 0-2; Magee 0-2; Wolf 1-0; Wiggs 1-0; Lindsay 1-0; Martin 1-0; Dierking 1-0; Halliburton 1-0. Notre Dame-Bruton 4-2; Kuntz 3-3; Crum 1-5; Blanton 5-0; McCarthy, K. 4-1; Smith, B. 1-4; Gray, G. 4-0; Lambert 3-1; McNeil 2-1; Smith, S. 2-1; Anello 1-2; Smith, H. 2-0; Brown, S. 1-1; Williams 0-2; Fleming 0-2; Johnson 0-2; Neal 1-0; Gordon 0-1; Ryan 0-1; Quinn 0-1.

Notre Dame 28, Stanford 21
Notre Dame, Ind. (Notre Dame Stadium)
Oct. 4, 2008

NOTRE DAME, Ind. (AP) - Jimmy Clausen threw for a career-high 347 yards and three touchdown passes and Notre Dame held on for a 28-21 victory over Stanford on Saturday.

Notre Dame's seventh straight victory over the Cardinal (3-3) looked as if it was going to be a rout when the Fighting Irish (4-1) were up 28-7 in the fourth quarter.

Stanford made a late run behind Tavita Pritchard. He threw a 1-yard pass to Jim Dray and a 10-yard TD pass to Doug Baldwin with 6 minutes left to close to within a touchdown.

The Cardinal got the ball back on their own 2 with 3:34 left, but couldn't mount a drive. They had one last chance with 8 seconds left, but fumbled the ball and Pat Kuntz recovered to end the game.

The Irish won their fifth straight home game. The Cardinal haven't won at Notre Dame Stadium since 1992.

It was the second straight career-best performance for Clausen, who threw for 275 yards a week earlier against Purdue. He was much more efficient against the Cardinal, however, completing 29-of-40 passes with no interceptions. He had a 21-yard touchdown pass to Armando Allen Jr., a 48-yard scoring pass to Michael Floyd and a 16-yard TD pass to Kyle Rudolph.

Floyd had five catches for 115 yards for the Irish and Allen had seven catches for 66 yards and also scored on a 3-yard run as the Irish were held to 83 yards rushing. The 29 completions also were a career-high for Clausen.

After rushing for 107 yards in the first quarter, Stanford managed just 22 yards running in the second and third quarters. The Cardinal finished with 161 yards rushing on 37 carries, led by Toby Gerhart's 104 on 13.

Pritchard was 18-of-28 passing for 182 yards, including 10-of-11 for 106 yards and two touchdowns in the fourth quarter. Gerhart, who left the game last week against Washington with a mild concussion, scored on a 1-yard TD run.

The Cardinal were slowed in the first half by three interceptions thrown by Pritchard and eight penalties for 51 yards.

The Irish took control with two second-quarter touchdowns, sandwiched around an interfering with a fair catch call, to move ahead 21-7. On the first drive, Clausen completed 5-of-6 passes for 65 yards and a pass interference call put the ball on the 2. Allen then raced between two Cardinal defenders to give the Irish a 14-7 lead.

The Irish defense then held Stanford to a three-and-out. On the punt, Allen signaled a fair catch and raced up to catch it, but Nate Wilcox-Fogel got in the way. The ball hit Allen and Stanford's Will Powers picked it up and began running for the end zone, but officials called the interference penalty.

Stanford coach Jim Harbaugh was irate, throwing down his play card and tossing his hat, because he thought Wilcox-Fogel was blocked into Allen.

The Irish got the ball on the Stanford 48. On third-and-8, Clausen threw a long pass that Floyd caught at the 5 and ran in untouched after Stanford cornerback Wopamo Osaisai fell, giving the Irish a two-touchdown lead. The Irish made it 28-7 on Rudolph's TD catch.

Stanford moved the ball well on its first three possessions, but the first two ended in interceptions by David Bruton and Kuntz. The Irish defense, which entered the game with one sack in four games, had five against the Cardinal

Scoring Summary

	1	2	3	4	F	
Stanford	0	7	0	14	-	21 Record: (3-3)
Notre Dame	7	14	7	0	-	28 Record: (4-1)

First Quarter

7:56 ND Allen 21 yd pass from Clausen (Walker, B. kick), 9-80 5:03

Second Quarter

10:51 STAN Gerhart 1 yd run (Zagory kick), 14-95 7:02

6:12 ND Allen 3 yd run (Walker, B. kick), 9-73 4:39

3:40 ND Floyd 48 yd pass from Clausen (Walker, B. kick), 3-48 0:58

Third Quarter

4:30 ND Rudolph 16 yd pass from Clausen (Walker, B. kick), 7-75 4:22

Fourth Quarter

10:06 STAN Dray 1 yd pass from Pritchard (Zagory kick), 7-72 2:48

6:00 STAN Baldwin 10 yd pass from Pritchard (Zagory kick), 5-36 2:02

Team Statistics

	STAN	ND
FIRST DOWNS	20	20
RUSHES-YARDS (NET)	37-161	27-83
PASSING YDS (NET)	182	347
Passes Att-Comp-Int	28-18-3	40-29-0
TOTAL OFFENSE PLAYS-YARDS	65-343	67-430
Fumble Returns-Yards	0-0	1-2
Punt Returns-Yards	4-46	0-0
Kickoff Returns-Yards	5-111	4-72
Interception Returns-Yards	0-0	3-2
Punts (Number-Avg)	3-42.0	5-41.4
Fumbles-Lost	1-1	0-0
Penalties-Yards	9-56	8-75
Possession Time	26:40	33:20
Third-Down Conversions	2 of 9	4 of 14
Fourth-Down Conversions	0 of 1	2 of 3
Red-Zone Scores-Chances	3-3	2-4
Sacks By: Number-Yards	1-12	5-48

INDIVIDUAL LEADERS

RUSHING: Stanford-Gerhart 13-104; Kimble 10-61; Howell 3-15; Thomas 2-9; Pritchard 9-minus 28. Notre Dame-Allen 9-33; Smith, H. 1-23; Hughes 8-14; Aldridge 5-9; Clausen 4-4.

PASSING: Stanford-Pritchard 18-28-3-182. Notre Dame-Clausen 29-40-0-347.

RECEIVING: Stanford-Whalen 8-91; Gunder 4-34; Baldwin 3-42; Fleener 1-12; Kimble 1-2; Dray 1-1. Notre Dame-Allen 7-66; Grimes 7-60; Floyd 5-115; Rudolph 5-70; Tate 3-30; Hughes 1-4; Kamara 1-2.

INTERCEPTIONS: Stanford-None. Notre Dame-McCarthy 1-2; Kuntz 1-0; Bruton 1-0.

FUMBLES: Stanford-Baldwin 1-1. Notre Dame-None.

SACKS (UA-A): Stanford-McNally 1-0. Notre Dame-Kuntz 2-0; Brown, S. 1-0; Smith, B. 1-0; Fleming 1-0.

TACKLES (UA-A): Stanford-McNally 5-4; Osaisai 4-5; Maynor 3-6; Snyder 4-4; Lorig 2-3; Amajoyi 1-4; Evans 3-1; Wisner 1-3; Thomas 1-3; Chase 2-1; Udofia 1-2; McAndrew 2-0; Keiser 1-1; Marecic 1-0; Bulcke 0-1; Bademosi 0-1; Fua 0-1. Notre Dame-McCarthy 7-7; Bruton 5-4; Smith, B. 3-3; McNeil 3-1; Crum 3-1; Lambert 2-2; Smith, H. 2-1; Fleming 2-1; Brown, S. 2-1; Kuntz 2-1; Brown, J. 1-2; Anello 2-0; Ryan 0-2; Blanton 1-0; Gordon 1-0; Gray, G. 1-0; Smith, S. 1-0; Neal 1-0; Quinn 1-0; Richardson 0-1; Herring 0-1; Williams, I. 0-1; Johnson 0-1

**#22 North Carolina 29, Notre Dame 24
Chapel Hill, N.C. (Kenan Stadium)
Oct. 11, 2008**

CHAPEL HILL, N.C. (AP) - Cameron Sexton scored on a leaping 4-yard keeper to start the fourth quarter, Quan Sturdivant returned an interception for a touchdown and No. 22 North Carolina rallied to beat Notre Dame 29-24 on Saturday.

Ryan Houston scored on a short run for the Tar Heels (5-1), who are off to their best start since winning the first eight games of the 1997 season. Hakeem Nicks added nine catches for 141 yards and freshman walk-on Casey Barth kicked three field goals, helping North Carolina rally from an 11-point first-half deficit and beat the Fighting Irish for just the second time in 18 meetings.

This one came down to a wild finish, with the Irish (4-2) reaching North Carolina's 7-yard line in the final seconds before officials ruled after a review that receiver Michael Floyd fumbled the ball after a catch. Trimane Goddard recovered the ball, giving it back to North Carolina for a joyous kneel-down with 3 seconds left.

Jimmy Clausen threw for 383 yards and two touchdowns for Notre Dame, which moved the ball all day against and led 17-9 at the break before committing four second-half turnovers. Notre Dame finished with 472 yards and converted 10 of 16 third downs.

Sexton, the one-time third stringer filling in for injured starter T.J. Yates, threw for 201 yards. But he made his biggest play with his feet, scrambling right on third down and jumping through a hit from Kyle McCarthy at the goal line for the 29-24 lead with 14:55 to play.

The Tar Heels found a way to keep moving forward despite going most of the way without big-play receiver and returner Brandon Tate, who sprained his right knee in the first quarter. Nicks picked up the slack with another big day against the Fighting Irish after tallying six catches for 171 yards and a score against them two years ago. Converted safety Shaun Draughn added his second straight solid game, finishing with 91 yards on 17 carries.

Clausen looked sharp most of the day behind a line that gave him plenty of time to throw. But the sophomore made three costly second-half mistakes that helped the Tar Heels seize momentum after trailing the entire first half.

It started when Sturdivant jumped in front of Kyle Rudolph for the pick on Clausen's first pass and returned it 32 yards for the touchdown to cut it to 17-16. Later in the period, Aleric Mullins stripped Clausen of the ball and recovered the fumble to set up the Tar Heels' go-ahead drive.

Then, after the Irish had driven to North Carolina's 36-yard line with about 5 minutes left, Deunta Williams picked off Clausen on the right side, giving the ball back to the Tar Heels for a drive that took 3 minutes off the clock.

Once Notre Dame got the ball back at its own 18 with 1:47 to play, Clausen guided one more drive, pushing to North Carolina's 33-yard line with 11 seconds left before finding Floyd over the middle on what turned out to be the Irish's final play.

**Scoring
Summary**

	<u>1</u>	<u>2</u>	<u>3</u>	<u>4</u>	<u>F</u>	
Notre Dame	7	10	7	0	-	24 Record: (4-2)
North Carolina	3	6	13	7	-	29 Record: (5-1)

First Quarter

10:27 ND Tate 19 yd pass from Clausen (Walker, B. kick), 11-82 3:29
2:49 NC Barth 41 yd field goal, 8-54 2:51

Second Quarter

12:53 ND Walker, B. 42 yd field goal, 10-63 4:56
5:22 NC Barth 34 yd field goal, 14-58 7:31
0:52 ND Floyd 7 yd pass from Clausen (Walker, B. kick), 8-80 4:30
0:09 NC Barth 42 yd field goal, 7-42 0:43

Third Quarter

14:48 NC Sturdivant 32 yd interception return (Barth, C kick)
10:43 ND Aldridge 2 yd run (Walker, B. kick), 11-72 4:05
5:14 NC Houston 1 yd run (Sexton pass failed), 13-69 5:29

Fourth Quarter

14:55 NC Sexton 4 yd run (Barth kick), 7-42 3:18

Team Statistics

	ND	NC
FIRST DOWNS	27	21
RUSHES-YARDS (NET)	30-89	32-121
PASSING YDS (NET)	383	201
Passes Att-Comp-Int	48-31-2	32-18-0
TOTAL OFFENSE PLAYS-YARDS	78-472	64-322
Fumble Returns-Yards	0-0	0-0
Punt Returns-Yards	0-0	1-9
Kickoff Returns-Yards	7-120	4-82
Interception Returns-Yards	0-0	2-40
Punts (Number-Avg)	1-35.0	4-38.0
Fumbles-Lost	4-3	1-0
Penalties-Yards	4-33	7-55
Possession Time	33:05	26:55
Third-Down Conversions	10 of 16	6 of 13
Fourth-Down Conversions	0 of 2	0 of 0
Red-Zone Scores-Chances	3-3	4-4
Sacks By: Number-Yards	1-8	4-26

INDIVIDUAL LEADERS

RUSHING: Notre Dame-Allen 11-60; Aldridge 4-23; Hughes 4-12; Clausen 11-minus 6. North Carolina-Draughn 17-91; Houston 8-28; Little 2-7; Sexton 3-minus 2; Team 2-minus 3.

PASSING: Notre Dame-Clausen 31-48-2-383. North Carolina-Sexton 18-32-0-201.

RECEIVING: Notre Dame-Allen 7-47; Floyd 6-93; Tate 5-121; Kamara 5-58; Grimes 4-19; Rudolph 3-30; Hughes 1-15. North Carolina-Nicks 9-141; Foster 3-28; Arnold 2-3; Quinn 1-15; Pianalto 1-5; Thornton 1-5; Elzy 1-4.

INTERCEPTIONS: Notre Dame-None. North Carolina-Sturdivant 1-32; Williams 1-8.

FUMBLES: Notre Dame-Allen 1-0; Floyd 1-1; Clausen 1-1; Gray 1-1. North Carolina-Team 1-0.

SACKS (UA-A): Notre Dame-Kuntz 1-0. North Carolina-Carter 2-0; Mullins 1-0; Copes 1-0.

TACKLES (UA-A): Notre Dame-Bruton 7-1; McNeil 5-1; Smith, H. 3-3; Crum 4-1; McCarthy 4-0; Williams 3-0; Smith, B. 3-0; Kuntz 2-1; Blanton 2-0; Brown, J. 1-1; Anello 1-1; Smith, S. 1-0; Fleming 1-0; Floyd 1-0; Smith, T. 1-0; Richardson 1-0; Johnson 1-0; Neal 1-0; Lambert 0-1. North Carolina-Paschal 8-3; Sturdivant 5-5; Williams 6-0; Hemby 4-2; Goddard 4-1; Brown 3-1; Burney 3-1; Carter 3-0; Powell 2-1; White 1-2; Austin 1-2; Tinsley 1-1; Mullins 1-1; Taylor 0-2; Copes 1-0; Thomas 1-0; Rich 1-0; Arnold 0-1; Quinn 0-1

**Notre Dame 33, Washington 7
Seattle, Wash. (Husky Stadium)
Oct. 25, 2008**

SEATTLE (AP) - Junior James Aldridge ran for 84 yards and a career-high two touchdowns and the Notre Dame defense handled Washington in a 33-7 victory on Saturday night.

Washington's score with 2:56 left prevented its first shutout loss at home since 1976.

Notre Dame (5-2) led 24-0 late in the third quarter and faced fourth-and-13 at its own 37.

Harrison Smith took a direct snap on a fake punt and ran 35 yards to set up the second field goal of the game by Brandon Walker.

As the crowd boomed, coach Tyrone Willingham remained stoic on the sideline.

The Huskies' offense, with redshirt freshman quarterback Ronnie Fouch making his third career start, did not cross midfield until 6 minutes remained. It had just 51 total yards on 35 plays entering the fourth quarter.

Washington (0-7) finished with 124 total yards against a defense that was allowing an average of 368 yards, 75th nationally.

The Huskies remain one of only two winless teams in the Bowl Subdivision, with North Texas.

The Irish looked rusty on offense following its bye, with quarterback Jimmy Clausen frustrated and often misfiring. He did complete 14 of 26 passes for 201 yards, with a 51-yard touchdown pass to Michael Floyd on the game's first series, and an interception.

Notre Dame improved to 7-0 against Washington. The Irish have won both times they've met a former non-interim head coach. The other time was in 2005, another rout of Willingham and the Huskies in Seattle.

Willingham, fired by Notre Dame after going 21-15 in three seasons, is 11-32 in three-plus seasons at Washington. The Huskies are off to their worst start since beginning 0-9 in 1969.

The Irish took a 17-0 lead 4 minutes into the second quarter, on Walker's third field goal in nine tries this season.

The Huskies were outgained 238-38 and had just 5 yards passing in the first half.

Quarterback Jake Locker again watched helplessly on the sideline, wearing a sweatshirt and a knit cap. The sophomore is out indefinitely with a broken thumb.

Notre Dame needed just five plays after halftime to make it 24-0, after a 33-yard pass from Clausen to Golden Tate and a 4-yard touchdown run by Aldridge.

Clausen missed on 10 of his first 16 passes against a team ranked last in the nation in pass efficiency defense. Two potential touchdown passes landed in front of the feet of his receivers in the end zone. Clausen also threw wide of an open Robby Parris on fourth-and-18 late in the first half.

Clausen had another interception, by Nate Williams deep in Huskies territory, erased because officials called cornerback Vonzell McDowell for pass interference. The Irish scored three plays later on a 21-yard run by wide receiver Tate on an end-around. The sophomore's first career rushing score made it 14-0.

**Scoring
Summary**

	1	2	3	4	F	
Notre Dame	14	3	10	6	-	33 Record: (5-2)
Washington	0	0	0	7	-	7 Record: (0-7)

First Quarter

12:35 ND Floyd 51 yd pass from Clausen (Walker, B. kick), 3-63 1:18
7:48 ND Tate 21 yd run (Walker, B. kick), 7-70 2:43

Second Quarter

11:10 ND Walker, B. 28 yd field goal, 5-15 1:12

Third Quarter

12:55 ND Aldridge 4 yd run (Walker, B. kick), 5-61 1:57
4:31 ND Walker, B. 42 yd field goal, 9-37 5:17

Fourth Quarter

12:33 ND Aldridge 3 yd run (Ruffer kick failed), 10-60 5:23
2:56 UW Goodwin, D. 6 yd pass from Fouch (Perkins kick), 10-69 3:17

Team Statistics

	ND	UW
FIRST DOWNS	25	9
RUSHES-YARDS (NET)	49-252	23-26
PASSING YDS (NET)	207	98
Passes Att-Comp-Int	28-15-1	25-11-0
TOTAL OFFENSE PLAYS-YARDS	77-459	48-124
Fumble Returns-Yards	0-0	0-0
Punt Returns-Yards	3-14	0-0
Kickoff Returns-Yards	2-37	7-111
Interception Returns-Yards	0-0	1-0
Punts (Number-Avg)	0-0.0	9-33.0
Fumbles-Lost	1-0	0-0
Penalties-Yards	7-55	5-50
Possession Time	37:28	22:32
Third-Down Conversions	6 of 14	5 of 14
Fourth-Down Conversions	2 of 6	0 of 0
Red-Zone Scores-Chances	4-4	1-1
Sacks By: Number-Yards	4-41	2-22

INDIVIDUAL LEADERS

RUSHING: Notre Dame-Aldridge 13-84; Allen 15-62; Gray, J. 9-61; Smith, H. 1-35; Hughes 4-19; Tate 2-11; Sharpley 1-1; Clausen 4-minus 21. Washington-Dailey 8-24; Freeman 5-16; Goodwin 2-14; Homer 1-2; Fouch 7-minus 30.

PASSING: Notre Dame-Clausen 14-26-1-201; Sharpley 1-2-0-6. Washington-Fouch 11-25-0-98.

RECEIVING: Notre Dame-Floyd 4-107; Tate 3-47; Parris 3-19; Kamara 2-22; West 1-6; Hughes 1-5; Aldridge 1-1. Washington-Goodwin 7-47; Bruns 1-21; Hawkins 1-12; Homer 1-9; Dailey 1-9.

INTERCEPTIONS: Notre Dame-None. Washington-Williams 1-0.

FUMBLES: Notre Dame-Sharpley 1-0. Washington-None.

SACKS (UA-A): Notre Dame-Smith, H. 1-2; Johnson 0-1; Smith, B. 1-0; Richardson 0-1. Washington-Butler 1-0; Thompson 1-0.

TACKLES (UA-A): Notre Dame-Herring 5-1; Crum 3-3; Smith, H. 3-2; McCarthy, K. 3-2; Smith, B. 2-2; Bruton 0-4; Lambert 2-1; Fleming 2-0; Anello 2-0; Williams, I. 1-1; Bron, S. 1-1; Blanton 1-1; Smith, T. 1-0; Smith, S. 1-0; Leonis 1-0; Neal 1-0; Richardson 0-1; Johnson 0-1. Washington-Foster 7-3; Johnson 8-1; Forrester 6-1; Tuiasosopo 3-3; Butler 4-1; Williams 3-1; Kirton 2-2; Mosley 2-1; Te'o-Nesheim 2-1; Stevens 2-1; Richardson 2-0; Ta'amu 2-0; Thompson 1-1; Gage 1-1; Dennison 1-1; Elisara 1-1; Matthews 1-0; Wiggs 1-0; Jones 1-0; McDowell 1-0; Persley 1-0; Aiyewa 0-1.

Pittsburgh 36, Notre Dame 33 (4ot)
Notre Dame, Ind. (Notre Dame Stadium)
Nov. 1, 2008

NOTRE DAME, Ind. (AP) - Coming off a disappointing loss, Pittsburgh didn't flinch when Notre Dame scored a pair of touchdowns 83 second apart to open a 14-point halftime lead.

Pitt scored on its opening drive after halftime and the Panthers' defense held the Irish to 7 yards on 10 plays in the third quarter.

Then the Panthers scored twice in the fourth quarter, tying it each time, before Conor Lee kicked his school-record fifth field goal in the fourth overtime to lead Pitt to a 36-33 victory on Saturday.

"I can't describe the heart our football team has," Pitt coach Dave Wannstedt said. "They never came unglued. As many adverse things that happened in the game, turnovers and so forth, nobody ever folded, nobody ever lost their poise, lost their confidence."

Although Lee, a senior, is one of the nation's top kickers, the final 22-yard kick was the first game-winning field goal of his career.

"It's something I think every kicker wants to have happen," Lee said. "I was like, 'I guess I won the game. Time to celebrate.'"

The Panthers, who haven't been to a bowl since the 2004 season, are now bowl eligible and a victory shy of giving Wannstedt his first winning record in four seasons.

"To sum it up, we get in overtime, you don't score touchdowns, you know sooner or later something bad can happen," Notre Dame coach Charlie Weis said.

Neither team could get into the end zone in OT, and Lee won the kicking contest.

Notre Dame's Walker, who started the season by making just 1-of-7 field goals, made his first four attempts to run his consecutive made field goal streak to seven. But his 38-yard attempt narrowly missed wide left in the fourth overtime, giving Pitt a chance to kick its way to a win.

Weis said he told Walker afterward not to blame himself, telling him: "I could give 50 plays right now that would have made a difference."

LeSean McCoy, who rushed for a season-high 169 yards on 32 carries, set up the game-winner with an 18-yard run as the sophomore reached 1,000 yards for a second straight season. Wannstedt said McCoy's performance was especially important with starting quarterback Bill Stull out with a concussion he sustained against Rutgers.

McCoy had just 5 yards on three carries in the first half and 68 yards at the end of the third quarter.

"The best thing that he did today was that he showed toughness at the end," Wannstedt said.

McCoy, who had his fifth straight 100-yard game, said he was hurrying things early in the game, but finally relaxed. "I kind of let all this hype and Notre Dame just get to me, and I just settled down," he said.

Pitt forced the overtime when they tied the score at 24 with 2:22 left on a 10-yard touchdown pass from Bostick to Jonathan Baldwin on fourth-and-6. The Panthers ran the same play three straight times before Bostick beat Irish cornerback Terrail Lambert for the score.

"The first two, I was trying to be perfect with it. Then I just tried to give him a chance, what do you got to lose? Third time's a charm, fourth down, what do you got to lose? I threw it up there and he went up and made a play," Bostick said.

Bostick started the game slow, completing 3-of-6 passes for 24 yards with one interception in the first half. He finished the game 14-of-27 for 164 yards with one touchdown and three interceptions, two by Raeshon McNeil.

Jimmy Clausen threw three touchdown passes, including a 6-yard score to Golden Tate with 5:38 left to put the Irish and two touchdowns to Michael Floyd just before halftime. He was 23-of-44 passing for 271 yards with no interceptions.

Floyd, who broke the record for catches by a Notre Dame freshman, had 10 catches for 100 yards and Tate had six for 111.

Scoring Summary

	1	2	3	4	OT	5	6	7	8	F	
Pittsburgh	3	0	7	14	12	[3	3	3	3]	-	36
Notre Dame	3	14	0	7	9	[3	3	3	0]	-	33

First Quarter

9:38 ND Walker, B. 39 yd field goal, 10-62 5:25
 5:58 PITT Lee 35 yd field goal, 4-2 1:27

Second Quarter

1:27 ND Floyd 18 yd pass from Clausen (Walker, B. kick), 9-91 4:39
 0:04 ND Floyd 4 yd pass from Clausen (Walker, B. kick), 5-13 0:26

Third Quarter

10:55 PITT Stephens 4 yd run (Lee kick), 8-71 4:05

Fourth Quarter

11:03 PITT McCoy 1 yd run (Lee kick), 15-70 8:28
 5:38 ND Tate 6 yd pass from Clausen (Walker, B. kick), 12-75 5:25
 2:22 PITT Baldwin 10 yd pass from Bostick (Lee kick), 8-70 3:16

Overtime

15:00 PITT Lee 22 yd field goal, 6-20 0:00
 15:00 ND Walker, B. 22 yd field goal, 6-21 0:00
 15:00 ND Walker, B. 26 yd field goal, 7-17 0:00
 15:00 PITT Lee 32 yd field goal, 4-9 0:00
 15:00 PITT Lee 26 yd field goal, 6-16 0:00
 15:00 ND Walker, B. 48 yd field goal, 4--4 0:00
 15:00 PITT Lee 22 yd field goal, 4-20 0:00

Team Statistics

	PITT	ND
FIRST DOWNS	17	20
RUSHES-YARDS (NET)	47-178	39-115
PASSING YDS (NET)	168	271
Passes Att-Comp-Int	30-15-3	44-23-0
TOTAL OFFENSE PLAYS-YARDS	77-346	83-386
Fumble Returns-Yards	0-0	0-0
Punt Returns-Yards	3-33	1-1
Kickoff Returns-Yards	4-74	5-91
Interception Returns-Yards	0-0	3-47
Punts (Number-Avg)	4-36.8	5-30.4
Fumbles-Lost	0-0	1-0
Penalties-Yards	8-53	6-60
Possession Time	31:16	28:44
Third-Down Conversions	5 of 17	7 of 19
Fourth-Down Conversions	3 of 3	0 of 2
Red-Zone Scores-Chances	8-8	5-6
Sacks By: Number-Yards	1-6	2-11

INDIVIDUAL LEADERS

RUSHING: Pittsburgh-McCoy 32-169; Stephens 8-23; Collins 1-4; Kinder 1-1; Smith 1-minus 3; Wright 1-minus 4; Bostick 3-minus 12. Notre Dame-Allen 19-73; Hughes 8-25; Aldridge 8-25; TEAM 1-minus 2; Clausen 3-minus 6

PASSING: Pittsburgh-Bostick 14-27-3-164; Smith 1-3-0-4. Notre Dame-Clausen 23-44-0-271.

RECEIVING: Pittsburgh-Turner 2-42; Baldwin 2-31; McCoy 2-23; Kinder 2-10; Pelusi 2-7; Porter 1-37; Stephens 1-14; McGee 1-4; Dickerson 1-2; Byham 1-minus 2. Notre Dame-Floyd 10-100; Tate 6-111; Allen 3-13; Rudolph 2-26; Kamara 2-21.

INTERCEPTIONS: Pittsburgh-None. Notre Dame-McNeil 2-47; Bruton 1-0.

FUMBLES: Pittsburgh-None. Notre Dame-McNeil 1-0.

SACKS (UA-A): Pittsburgh-Romeus 1-0. Notre Dame-Quinn 1-0; Neal 1-0.

TACKLES (UA-A): Pittsburgh-McKillop 8-7; Ransom 3-7; Berry 7-2; Romeus 5-3; Duncan 2-4; Williams 2-3; DeCicco 3-1; Fields 1-2; Sheard 0-3; Thatcher 2-0; Taglianetti 2-0; Gary 1-1; Williams 0-2; Turner 1-0; Tucker 0-1; Saddler 0-1; Williams 0-1; Toerper 0-1; Caragein 0-1; Sunseri 0-1; Nix 0-1; Malecki 0-1; Reed 0-1. Notre Dame-Bruton 9-7; McCarthy, K. 7-8; Crum 3-6; Williams, I. 5-1; Smith, H. 4-1; Smith, B. 3-2; Neal 2-2; Kuntz 0-4; McNeil 3-0; Lambert 1-2; SMITH, S. 1-1; Fleming 1-1; Blanton 0-2; Herring 1-0; Richardson 1-0; Quinn 1-0; Gordon 0-1; Johnson 0-1; Anello 0-1.

**Boston College 17, Notre Dame 0
Chestnut Hill, Mass. (Alumni Stadium)
Nov. 8, 2008**

NOTRE DAME, Ind. (AP) - Paul Anderson intercepted Jimmy Clausen twice, running one back 76 yards for a touchdown on Saturday night, as Boston College beat Notre Dame 17-0 and extended its winning streak against the Fighting Irish to six in a row.

With the victory, BC (6-3) pulled even in the all-time series between the nation's only catholic schools playing top-tier football - a tally that was unthinkable only a decade ago, when Notre Dame had won eight of 10 matchups and had 11 consensus national championships to one for Boston College.

Clausen completed 26-of-46 passes for 226 yards for the Irish (5-4). But he also had four interceptions, one returned for a score and two others to kill drives after Notre Dame ventured deep into BC territory.

It was the first shutout for either team in the series that began in 1975 and was dominated by the Irish for the first two decades. Notre Dame has dropped BC from its schedule after two more years.

And just in time.

Montel Harris carried 23 times for 120 yards for the Eagles, who posted their third shutout of the season to snap a two-game losing streak and qualify for a bowl game for the 10th year in a row. Chris Crane completed just 9-of-22 passes for 79 yards, but the BC defense held Notre Dame to 66 yards rushing while collecting five turnovers to go with a blocked punt.

Steve Aponavicius, the walk-on placekicker who was the feel good story for BC last season, missed his first field goal attempt but made his second to give the Eagles a 3-0 lead in the first. It stayed that way until Clausen overthrew his receiver over the middle midway through the second and Anderson gathered it in, then let his blockers clear a path to the end zone.

BC made it 17-0 when Golden Tate fumbled a punt and Brad Newman fell on it at the Irish 48 yard-line. Crane brought BC to the 9 before hitting Brandon Robinson for a touchdown with 10:27 to play in the third quarter.

Ifeanyi Momah blocked a punt and Codi Boek fell on it at the Irish 31 yard-line, but Aponavicius, who missed two field goals in a six-point loss to Clemson last week, missed from 32 yards.

Clausen brought Notre Dame to the BC 24 in the final three minutes before he was picked off by Donnie Fletcher, and the Eagles ran out the clock.

**Scoring
Summary**

	1	2	3	4	F
Notre Dame	0	0	0	0	- 0
Boston College	3	7	7	0	- 17

First Quarter

1:46 BC Aponavicius 27 yd field goal, 14-73 6:01

Second Quarter

6:19 BC Anderson 76 yd interception return

Third Quarter

10:27 BC Robinson 9 yd pass from Crane (Aponavicius kick), 7-48 3:07

Team Statistics

	ND	BC
FIRST DOWNS	16	13
RUSHES-YARDS (NET)	21-66	41-167
PASSING YDS (NET)	226	79
Passes Att-Comp-Int	46-26-4	22-9-0
TOTAL OFFENSE PLAYS-YARDS	67-292	63-246
Fumble Returns-Yards	0-0	0-0
Punt Returns-Yards	3-44	3-36
Kickoff Returns-Yards	4-89	1-14
Interception Returns-Yards	0-0	4-76
Punts (Number-Avg)	7-31.3	8-40.6
Fumbles-Lost	2-1	0-0
Penalties-Yards	6-58	9-90
Possession Time	27:53	32:07
Third-Down Conversions	5 of 15	3 of 14
Fourth-Down Conversions	0 of 2	0 of 0
Red-Zone Scores-Chances	0-0	2-4
Sacks By: Number-Yards	1-3	1-12

INDIVIDUAL LEADERS

RUSHING: Notre Dame-Allen 6-24; Clausen 6-19; Hughes 3-18; Aldridge 5-3; Schwapp 1-2. Boston College-Harris 23-120; Crane 9-40; Haden 6-12; Team 3-minus 5.

PASSING: Clausen 26-46-4-226. Boston College-Crane 9-22-0-79.

RECEIVING: Notre Dame-Allen 9-47; Tate 6-66; Floyd 5-69; Rudolph 4-29; Schwapp 1-10; Kamara 1-5. Boston College-Gunnell 4-34; Robinson 2-26; Purvis 2-13; Jarvis 1-6.

INTERCEPTIONS: Notre Dame-None. Boston College-Anderson 2-76; Fletcher 1-0; Rollins 1-0.

FUMBLES: Notre Dame-Tate 1-1; Allen 1-0. Boston College-None.

SACKS (UA-A): Notre Dame-Rudolph 1-0. Boston College-Ramella 1-0.

TACKLES (UA-A): Notre Dame-Smith, H. 7-2; Smith, B. 8-0; McCarthy, K. 5-3; Kuntz 3-2; Richardson 3-0; Brown, S. 2-1; Bruton 2-1; Lambert 2-0; McNeil 2-0; Johnson 1-1, Fleming 1-0; Neal 1-0; Ryan 1-0; Nwankwo 1-0; Brown, J. 1-0; Williams, I. 1-0; Gordon 1-0; Maust 1-0. Boston College-Herzlich 10-1; McLaughlin 7-2; Davis 6-2; Francois 5-3; Fletcher 5-1; Ramella 2-1; Akins 2-0; Brace 2-0; Rollins 2-0; Raji 1-1; LeGrande 1-0; Scafe 1-0; Gause 1-0; Anderson 1-0; Robinson 0-1.

**Notre Dame 27, Navy 21
Baltimore, Md. (M&T Bank Stadium)
Nov. 15, 2008**

NOTRE DAME, Ind. (AP) - A year after the Fighting Irish had their record 43-game winning streak against Navy snapped, Notre Dame had to withstand a frenetic rally by the Midshipmen in the final minute and a half to win 27-21.

It seemed appropriate, though, that a tense week for college football's most storied program would culminate with a tense ending against Navy (6-4).

"We made the game a little too exciting at the end," Notre Dame quarterback Jimmy Clausen said. "But we're happy to come out with the victory."

The Midshipmen trailed 27-7 when Shun White broke loose for a 24-yard touchdown run that seemed as if it would provide little more than window dressing with 1:39 left.

Then Corey Johnson recovered an onside kick at the Notre Dame 41 and the Irish sent their first-team defense back in.

It didn't help. Ricky Dobbs completed a 40-yard pass down the sideline to Tyree Barnes, then ran in from a yard out, and it was 27-21 with 1:21 left with another onside kick coming.

The second worked even better than the first, as Johnson leaped high to come up with a high bounce.

Navy again took over at the 41. But this time, Dobbs couldn't get the ball downfield. Pat Kuntz's sack keyed the defensive stand, and when Dobbs' final pass sailed high, Notre Dame (6-4) could finally rest.

There would be no repeat of last year's stunner in South Bend, Ind., nor of Navy's 20-point, fourth-quarter comeback that helped beat Temple two weeks ago.

With Weis calling plays for the first time this season, the Irish played it safe offensively against Navy, clamped down on the Middies' option attack and got a big play from their special teams.

In a game that started in windy, overcast conditions at M&T Bank Stadium - the home of the Baltimore Ravens - Notre Dame took control in the third quarter before the rains came and drove much of the crowd of 70,932 to the exits.

Allen ran 11 yards for a touchdown with 9:31 left in the third and Robert Hughes had a 7-yard TD run six minutes later to make it 24-7.

Notre Dame is bowl eligible heading into another very winnable game against Syracuse, before it finishes the season against Southern California.

Written on a grease board in the Navy locker room before the game was BELIEVE!! and ACHEIVE!!

And why not. For the first time in more than four decades, the Midshipmen could draw from a winning experience against Notre Dame. Navy celebrated wildly last year after beating the Irish 46-44 in triple overtime.

A two-game winning streak for Navy in the series, its first since 1960-61, was just too much to ask for.

Navy ran for 257 yards last year, but the Irish weren't fooled this time around. Led by linebacker Toryan Smith, Notre Dame held the country's second-ranked rushing offense to 178 yards.

Instead it was Notre Dame that piled up the yards on the ground. The Irish ran 51 times for 230 yards. James Aldridge had 80 yards on 16 carries. Allen ran for 60 yards and caught seven passes for 60 more.

Clausen rarely went downfield, completing 15 of 18 passes for 110 yards with two interceptions and a fumble.

Weis scanned an oversized white card as he limped up and down the sideline on his injured left knee. He decided to try to push around Navy's undersized defense, instead of letting Clausen test the 104th-ranked pass defense.

Mike Anello helped make up for two early turnovers by Clausen, blocking a punt that Smith caught on a high bounce at the Navy 14. Smith did a swan dive into the end zone that earned him a 15-yard penalty and an earful from special teams coach Brian Polian, but made the score 7-0 in the first quarter.

Cory Finnerty's 22-yard touchdown run for Navy tied it 7-all with 2:39 left in the half. But Notre Dame took advantage of Eric Kettani's fumble near midfield with 1:09 left to take a 10-7 lead on Brandon Walker's 28-yard field goal as time expired.

**Scoring
Summary**

	1	2	3	4	F	
Notre Dame	7	3	14	3	--	27 Record: (6-4)
Navy	0	7	0	14	--	21 Record: (6-4)

First Quarter

6:03 ND Smith, T. 14 yd blocked punt return (Walker, B. kick)

Second Quarter

2:39 NAVY Finnerty 22 yd run (Harmon kick), 5-58 2:00
0:00 ND Walker, B. 28 yd field goal, 8-44 1:09

Third Quarter

9:31 ND Allen 11 yd run (Walker, B. kick), 6-54 2:51
3:29 ND Hughes 7 yd run (Walker, B. kick), 8-61 4:03

Fourth Quarter

11:17 ND Walker, B. 36 yd field goal, 10-46 5:02
1:39 NAVY White 24 yd run (Harmon kick), 4-57 0:51
1:21 NAVY Dobbs 1 yd run (Harmon kick), 3-41 0:15

Team Statistics

	ND	NAVY
FIRST DOWNS	24	11
RUSHES-YARDS (NET)	51-230	45-178
PASSING YDS (NET)	110	64
Passes Att-Comp-Int	19-15-2	14-3-0
TOTAL OFFENSE PLAYS-YARDS	70-340	59-242
Fumble Returns-Yards	0-0	0-0
Punt Returns-Yards	7-92	1-1
Kickoff Returns-Yards	3-38	5-80
Interception Returns-Yards	0-0	2-0
Punts (Number-Avg)	3-44.0	9-40.7
Fumbles-Lost	4-3	1-1
Penalties-Yards	6-72	5-44
Possession Time	35:33	24:27
Third-Down Conversions	3 of 10	1 of 13
Fourth-Down Conversions	0 of 1	0 of 2
Red-Zone Scores-Chances	4-5	1-1
Sacks By: Number-Yards	1-3	1-5

INDIVIDUAL LEADERS

RUSHING: Notre Dame-Aldridge 16-80; Hughes 13-64; Allen 8-60; Gray 7-16; Grimes 1-10; Clausen 3-4; Sharpley 1-0; Team 1-minus 1; Tate 1-minus 3. Navy-Kettani 11-42; Bryant 10-41; White 5-39; Dobbs 13-27; Finnerty 1-22; Campbell 3-9; Shinego 2-minus 2.

PASSING: Notre Dame- Clausen 15-18-2-110; Sharpley 0-1-0-0. Navy-Dobbs 2-8-0-54; Bryant 1-5-0-10; Team 0-1-0-0.

RECEIVING: Notre Dame- Allen 7-60; Grimes 3-22; Kamara 1-13; Parris 1-9; Rudolph 1-8; Hughes 1-4; Aldridge 1-minus 6. Navy-Barnes 2-54; Washington 1-10.

INTERCEPTIONS: Notre Dame-None. Navy-Buffin 2-0.

FUMBLES: Notre Dame-Clausen 1-1; Sharpley 1-0; Gray 1-1; Team 1-1. Navy-Kettani 1-1.

SACKS (UA-A): Notre Dame-Kuntz 0-1; Smith, H. 0-1. Navy-Johnson 1-0.

TACKLES (UA-A): Notre Dame-Smith, T. 7-3; Crum 6-1; Williams, I. 4-3; Bruton 4-2; McCarthy, K. 3-2; Brown, J. 1-4; Kuntz 0-4; Smith, B. 2-0; Brown, S. 2-0; Fleming 1-1; Anello 1-1; McNeil 1-1; Blanton 1-1; Smith, H. 0-2; Quinn 1-0; Tate 1-0; Neal 0-1. Navy-Deliz 9-8; Pospisil 7-3; Sovie 4-5; Tuani 5-2; Johnson 6-0; Middleton 5-1; King 2-3; Frazier 4-0; Buffin 2-2; Vela 2-2; Haberer 1-3; Merchant 1-2; Hauburger 2-0; Nechak 1-1; Reider 1-0; Delahooke 1-0; Griffith 0-1; Burge 0-1.

Syracuse 24, Notre Dame 23
Notre Dame, Ind. (Notre Dame Stadium)
Nov. 22, 2008

NOTRE DAME, Ind. (AP) - Cameron Dantley, son of one of Notre Dame's basketball greats, threw an 11-yard TD pass to Donte Davis with 42 seconds left to lead Syracuse to a 24-23 victory Saturday against the stunned and disheartened Fighting Irish.

The Orange trailed 23-10 in the fourth quarter before rallying as Notre Dame struggled mightily on offense. The Irish came away with just six points after starting four times inside the Syracuse 23-yard line.

The victory allowed Syracuse (3-8) to avoid a third 10-loss season in four years under Robinson, who was fired last week, effective the end of the season.

Dantley, the son of former NBA star Adrian Dantley, was 13-of-25 passing for 126 yards.

The Irish had one last chance to win in the closing seconds. With 7 seconds left, the Irish could have run one more play before attempting a field goal, but Weis opted to go for a 53-yard field goal-attempt by Brandon Walker, whose career long is 48. His kick fell well short. Walker was 3-of-6 on field goals for the game.

Freshman Antwon Bailey, who entered the game with 66 yards rushing on 13 carries, started the Orange rally with a 26-yard TD run up the middle with 12:30 left that cut the score to 23-17. Bailey finished with 126 yards rushing.

Notre Dame held the Orange to three-and-out on their next possession and had a chance to ice the game, but a 49-yard field goal attempt by Walker came up short.

The Irish had a chance to hold Syracuse to three-and-out on its next possession, but linebacker Harrison Smith--who had a key penalty that helped Pittsburgh win in overtime--was called for pass interference on third-and-1 from the Notre Dame 39. Bailey ran for 43 yards on six carries during the drive before Dantley completed a 9-yard pass to Tony Fiammetta and the game-winner to Davis.

Jimmy Clausen threw two touchdown passes to Golden Tate, but couldn't get the sputtering Irish offense going. Clausen was 22-of-39 passing for 291 yards and Tate had seven catches for 146 yards. Syracuse held Notre Dame to 41 yards rushing on 28 carries.

The Irish could have put the game away in the third quarter, but couldn't score touchdowns despite great field position.

Scoring Summary

	1	2	3	4	F	
Syracuse	3	7	0	14	--	24 Record: (3-8)
Notre Dame	3	10	10	0	--	23 Record: (6-5)

First Quarter

11:39 ND Walker, B. 34 yd field goal, 4-8 1:28
 0:00 SU Shadle 48 yd field goal, 5-32 2:28

Second Quarter

6:48 SU Brinkley 1 yd run (Shadle kick), 13-81 5:47
 2:19 ND Walker, B. 45 yd field goal, 10-33 4:29
 0:02 ND Tate 35 yd pass from Clausen (Walker, B. kick), 5-76 0:38

Third Quarter

2:49 ND Tate 36 yd pass from Clausen (Walker, B. kick), 8-68 3:01
 1:34 ND Walker, B. 23 yd field goal, 4-0 0:57

Fourth Quarter

2:30 SU Bailey 26 yd run (Shadle kick), 9-68 4:04
 0:42 SU Davis 11 yd pass from Dantley (Shadle kick), 8-68 4:16

Team Statistics

	SU	ND
FIRST DOWNS	18	16
RUSHES-YARDS (NET)	36-170	28-41
PASSING YDS (NET)	147	291
Passes Att-Comp-Int	26-14-0	41-22-0
TOTAL OFFENSE PLAYS-YARDS	62-317	69-332
Fumble Returns-Yards	0-0	1-28
Punt Returns-Yards	2-2	1-3
Kickoff Returns-Yards	6-96	5-87
Interception Returns-Yards	0-0	0-0
Punts (Number-Avg)	5-29.0	4-43.0
Fumbles-Lost	2-2	0-0
Penalties-Yards	7-50	5-50
Possession Time	28:41	31:19
Third-Down Conversions	6 of 13	4 of 16
Fourth-Down Conversions	0 of 0	2 of 3
Red-Zone Scores-Chances	2-2	2-3
Sacks By: Number-Yards	2-23	2-7

INDIVIDUAL LEADERS

RUSHING: Syracuse-Bailey 16-126; Brinkley 17-44; Dantley 3-0. Notre Dame-Allen 17-52; Grimes 1-5; Tate 1-5; Aldridge 6-0; Clausen 3-minus 21.

PASSING: Syracuse- Dantley 13-25-0-122; Bailey 1-1-0-25. Notre Dame-Clausen 22-39-0-291; Team 0-2-0-0.

RECEIVING: Syracuse-Davis 2-34; Provo 2-28; Merkerson 2-19; Sales 2-18; Fiammetta 2-17; Sheeran 1-25; Chew 1-5; Brinkley 1-1; Bailey 1-0. Notre Dame-Tate 7-146; Grimes 7-83; Rudolph 3-29; Allen 3-13; Kamara 1-14; Aldridge 1-6.

INTERCEPTIONS: Syracuse-None. Notre Dame-None.

FUMBLES: Syracuse-Brinkley 1-1; Howard 1-1. Notre Dame-None.

SACKS (UA-A): Syracuse-Jones 1-1; Scott 0-1. Notre Dame-Fleming 0-1; Herring 0-1; Smith, H. 1-0.

TACKLES (UA-A): Syracuse-Jones 8-7; Chiara 5-2; Suter 3-4; Scott 2-5; Smith 2-4; Graham 3-1; Flaherty 2-2; Holmes 1-3; Kimmel 0-4; Mele 0-4; Brown 1-2; Maljovec 1-1; Santiago 1-1; Scott 1-1; Dantley 1-0; Perkins 0-1; Battles 0-1; Hogue 0-1. Notre Dame-Williams, I. 0-8; Smith, H. 5-2; McCarthy, K. 3-4; Kuntz 1-6; Bruton 4-2; Herring 3-3; McNeil 2-4; Crum 0-6; Neal 0-5; Brown, J. 1-3; Blanton 3-0; Anello 1-2; Smith, T. 0-3; Smith, S. 1-1; Fleming 0-2; Filer 1-0; Gray, G. 1-0; Quinn 1-0; Johnson 0-1.

2007	Rushing					Receiving				
	Att	Yds	Avg	LG	TD	Rec	Yds	Avg	TD	LG
GT (9.1)	3	25	8.3	11	0	1	1	1.0	0	1
*at PSU (9.8)	8	11	1.4	4	0	6	38	6.3	0	15
*at UM (9.15)	9	24	2.7	6	0	2	7	3.5	0	11
MSU (9.22)	3	13	4.3	9	0	1	5	5.0	0	5
at PUR (9.29)	6	25	4.2	9	0	1	-9	-9.0	0	-9
at UCLA (10.6)	3	19	6.3	11	0	2	3	1.5	0	4
BC (10.13)	3	9	3.0	7	0	3	16	5.3	0	9
USC (10.20)	11	58	5.3	11	0	0	0	0.0	0	0
*Navy (11.3)	16	91	5.7	15	0	3	20	6.7	0	16
AF (11.10)	9	27	3.0	9	0	2	17	8.5	1	9
*Duke (11.17)	9	42	4.7	12	0	2	17	8.5	0	14
at STAN (11.25)	6	4	1.5	9	0	1	9	9.0	0	9



37
Mike Anello
CB
5-10, 170
Sr.
Orland Park, Ill.

CAREER

Senior cornerback earned a scholarship following a sensational 2007 season ... starting gunner on the punt coverage team and tallied six tackles ... involved in both punt and kick coverage units ... owns a 3.93 cumulative grade-point average (GPA), qualifying him for the dean's list, and is a finance major in Notre Dame's Mendoza College of Business.

2008

Syracuse: Had another spectacular day, totaling three tackles (solo, two assists) while also partially blocking a punt and forcing his second fumble of the season. **Navy:** Continued his fierce special teams play, recording two tackles (solo; assist) and blocking a punt that resulted in the first score of the day. **Boston College:** Helped hold down the Eagles return game only allowing 12-yards a return on punts and 14-yards a return on kickoffs. **Pittsburgh:** Continued to be a focal point on special teams for the opposition as he tallied a tackle. **Washington:** Amassed two tackles (both solo) and a pass break up in the win over the Huskies. **North Carolina:** Tallied two tackles (solo; assist) in the loss to the Tar Heels. **Stanford:** Registered two tackles (both solo) on special teams in the win over the Cardinal. **Purdue:** Continued his success on special teams, registering 3 tackles (solo; 2 assists) on the day in the win over the Boilers. **Michigan State:** Saw multiple double teams on special teams in failing to record a tackle for the first time on the season. **Michigan:** Made three tackles (two solo, one assist), forced a fumble and had a fumble recovery in his gunner roll on special teams ... the fumble recovery was the first of his career. **San Diego State:** Recorded four tackles (all solo) on punt and kickoff coverage in the season opening win.

CAREER STATISTICS


Year	G-S	Tackles					Fumbles				
		TT	UT	AT	TFL	QBH	Scks	FF	FR	PBU	INT
2008	11-0	22	14	8	0.0-0	0	0	2	1-0	1	0-0
2007	8-0	6	4	2	0.0-0	0	0	0	0-0	0	0-0
Total	19-0	28	18	10	0.0-0	0	0	2	1-0	1	0-0

CAREER GAME-BY-GAME

2008	TT	UT	AT	FF	FR
SDSU (9.6)	4	4	0	0	0-0
UM (9.13)	3	2	1	1	1-0
at MSU (9.20)	0	0	0	0	0-0
PUR (9.27)	3	1	2	0	0-0
STAN (10.4)	2	2	0	0	0-0
at UNC (10.11)	2	1	1	0	0-0
at UW (10.25)	2	2	0	0	0-0
PITT (11.1)	1	0	1	0	0-0
at BC (11.8)	0	0	0	0	0-0
vs. Navy (11.15)	2	1	1	0	0-0
SYR (11.22)	3	1	2	1	0-0
at USC (11.29)					

2007	TT	UT	AT	FF	FR
GT (9.1)					
at PSU (9.8)					
at UM (9.15)	1	1	0	0	0-0
MSU (9.22)	0	0	0	0	0-0
at PUR (9.29)					
at UCLA (10.6)	0	0	0	0	0-0
BC (10.13)	0	0	0	0	0-0

USC (10.20)	2	1	1	0	0-0
Navy (11.3)					DNP
AF (11.10)	0	0	0	0	0-0
Duke (11.17)	1	0	1	0	0-0
at STAN (11.25)	2	2	0	0	0-0



12
Robert Blanton
DB
6-1, 180
Fr.
Matthews, N.C.

2008


Syracuse: Made his second career start and amassed three tackles (all solo) while helping hold the Orange to just 147 passing yards. **Navy:** Turned in an all-around impressive defensive performance, registering two tackles (solo; assist), a tackle for loss and a pass break-up on the day. **Boston College:** Helped limit the Eagles passing attack to less than 100-yards passing and below 50% completion percentage in the loss. **Pittsburgh:** Continued to see increased action in the secondary, making two tackles (both assists). **Washington:** Saw action in the defensive backfield rotation and tallied two tackles (solo; assist) and broke up a pass while helping hold the Huskies to just 98 passing yards. **North Carolina:** Recorded two tackles (both solo) in the loss to the Tar Heels. **Stanford:** Saw an increased roll in the secondary, recording a tackle (solo) in the win over the Cardinal. **Purdue:** Continues to impress in his freshman campaign, recording five tackles (all solo), broke up a pass, and intercepted a Curtis Painter pass and returned it 47 yards for the first score of the day. The interception was the first of his career and he is only the fifth Irish freshman to ever return an interception for a touchdown. **Michigan State:** Recorded three tackles (solo; 2 assists) on the day, while holding the Spartan passing attack to under 150 yards. **Michigan:** Recorded 2 tackles (both solo) and a tackle for loss in the secondary rotation in the win over Michigan. **San Diego State:** Did not see game action.

CAREER STATISTICS

Year	G-S	Tackles					Fumbles				
		TT	UT	AT	TFL	Scks	FF	FR	PBU	INT	
2008	11-2	22	16	6	2.0-7	0.0-0	0	0-0	3	1-47	
Total	11-2	22	16	6	2.0-7	0.0-0	0	0-0	3	1-47	

CAREER GAME-BY-GAME

2008	TT	UT	AT	TFL	Scks	FF	FR	PBU	INT
SDSU (9.6)									
UM (9.13)	2	2	0	1.0-1	0.0-0	0	0-0	0	0-0
at MSU (9.20)	3	1	2	0.0-0	0.0-0	0	0-0	0	0-0
PUR (9.27)	5	5	0	0.0-0	0.0-0	0	0-0	1	1-47
STAN (10.4)	1	1	0	0.0-0	0.0-0	0	0-0	0	0-0
at UNC (10.11)	2	2	0	0.0-0	0.0-0	0	0-0	0	0-0
at UW (10.25)	2	1	1	0	0.0-0	0	0-0	1	0-0
PITT (11.1)	2	0	2	0.0-0	0.0-0	0	0-0	0	0-0
at BC (11.8)	0	0	0	0.0-0	0.0-0	0	0-0	0	0-0
*vs. Navy (11.15)	2	1	1	1.0-6	0.0-0	0	0-0	1	0-0
*SYR (11.22)	3	3	0	0.0-0	0.0-0	0	0-0	0	0-0
at USC (11.29)									



94
Justin Brown
DE
6-3, 277
Sr.
Clinton, Md.

2008

Syracuse: Tallied four tackles (solo; three assists) while also assisting on a tackle for loss and a quarterback hurry. **Navy:** Amassed five tackles (solo; four assist), a tackle for loss and a fumble recovery while helping hold the Midshipmen to their lowest rushing total of the year his 13th career start. **Boston College:** Recorded a tackle (solo) and had a hand in helping hold the Eagles to under 250 total yards for the night. **Pittsburgh:** Earned his sixth start of the year (12th of career) and helped limit the Panthers to 71-yards on 24 plays in the first half. **Washington:** Saw action in the defensive line rotation and helped limit the Huskies rushing game to just 26 yards on 23 attempts. **North Carolina:** Registered two tackles (solo; assist) and a quarterback hurry in the loss ...

picked up 11th start of his career. **Stanford:** Made his tenth career start and racked up three tackles (solo; two assists) as well as a tackle for a loss and a quarterback hurry. **Purdue:** Saw extensive action in the defensive line rotation and helped limit the Boilers to just seven points in the second half. **Michigan State:** Recorded two tackles (both assists) in his ninth career start in the first loss of the season. **Michigan:** Made eighth start of his career and notched four tackles (two solo, two assists) and also had two tackles for loss. **San Diego State:** Made seventh start of his career in the season opening win and helped limit the Aztecs to 71 rushing yards on the day.

CAREER STATISTICS

Year	G-S	Tackles				TFL	QBH	Scks	Fumbles			
		TT	UT	AT	TFL				FF	FR	PBU	INT
2008	11-8	21	7	14	4.5-5	4	0.0-0	0	1-0	0	0-0	
2007	10-5	30	11	19	3.5-18	0	1.0-4	0	0-0	0	0-0	
2006	4-0	6	1	5	1.5-10	1	1.5-10	1	0-0	1	0-0	
2005	12-1	12	9	3	1.0-20	1	0.0-0	0	0-0	0	0-0	
2004						DNP						
Total	37-14	69	28	41	10.5-53.5	2.5-14	1	1-0	1	0-0		

CAREER GAME-BY-GAME

2008	TT	UT	AT	TFL	Scks	FF	FR	PBU	INT
*SDSU (9.6)	0	0	0	0.0-0	0.0-0	0	0-0	0	0-0
*UM (9.13)	4	2	2	2.0-1	0.0-0	0	0-0	0	0-0
*at MSU (9.20)	2	0	2	0.0-0	0.0-0	0	0-0	0	0-0
*PUR (9.27)	0	0	0	0.0-0	0.0-0	0	0-0	0	0-0
STAN (10.4)	3	1	2	1.0-2	0.0-0	0	0-0	0	0-0
*at UNC (10.11)	2	1	1	0.0-0	0.0-0	0	0-0	0	0-0
at UW (10.25)	0	0	0	0.0-0	0.0-0	0	0-0	0	0-0
*PITT (11.1)	0	0	0	0.0-0	0.0-0	0	0-0	0	0-0
at BC (11.8)	1	1	0	0.0-0	0.0-0	0	0-0	0	0-0
*vs. Navy (11.15)	5	1	4	1.0-1	0.0-0	0	1-0	0	0-0
*SYR (11.22)	4	1	3	0.5-1	0.0-0	0	0-0	0	0-0
at USC (11.29)									

2007	TT	UT	AT	TFL	Scks	FF	FR	PBU	INT
*GT (9.1)	1	0	1	0.0-0	0.0-0	0	0-0	0	0-0
at PSU (9.8)	3	2	1	1.5-13	0.5-2	0	0-0	0	0-0
at UM (9.15)	8	4	4	0.5-1	0.0-0	0	0-0	0	0-0
MSU (9.22)					DNP				
at PUR (9.29)					DNP				
at UCLA (10.6)	0	0	0	0.0-0	0.0-0	0	0-0	0	0-0
BC (10.13)	0	0	0	0.0-0	0.0-0	0	0-0	0	0-0
*USC (10.20)	3	2	1	0.0-0	0.0-0	0	0-0	0	0-0
Navy (11.3)	4	1	3	0.0-0	0.0-0	0	0-0	0	0-0
*AF (11.10)	6	2	4	1-3.0	0.0-0	0	0-0	0	0-0
*Duke (11.17)	2	0	2	0.0-0	0.0-0	0	0-0	0	0-0
*at STAN (11.25)	3	0	3	0.5-2	0.5-2	0	0-0	0	0-0

2006	TT	UT	AT	TFL	Scks	FF	FR	PBU	INT
at GT (9.2)					DNP				
PSU (9.9)					DNP				
UM (9.16)					DNP				
at MSU (9.23)					DNP				
PUR (9.30)					DNP				
STAN (10.7)					DNP				
UCLA (10.21)					DNP				
vs. Navy (10.28)	2	1	1	1-6.0	1-6.0	1	0-0	0	0-0
UNC (11.4)	1	0	1	0.0-0	0.0-0	0	0-0	0	0-0
at AF (11.11)	3	0	3	0.5-4	0.5-4	0	0-0	0	0-0
Army (11.18)					DNP				
at USC (11.25)					DNP				
LSU (1.3)	0	0	0	0.0-0	0.0-0	0	0-0	0	0-0

2005	TT	UT	AT	TFL	Scks	FF	FR	PBU	INT
at Pitt (9.3)	2	2	0	0.0-0	0.0-0	0	0-0	0	0-0
at UM (9.10)	0	0	0	0.0-0	0.0-0	0	0-0	0	0-0
MSU (9.17)	0	0	0	0.0-0	0.0-0	0	0-0	0	0-0
at WU (9.24)	0	0	0	0.0-0	0.0-0	0	0-0	0	0-0
at PUR (10.1)	0	0	0	0.0-0	0.0-0	0	0-0	0	0-0
USC (10.15)	1	0	1	0.0-0	0.0-0	0	0-0	0	0-0
BYU (10.22)	1	1	0	0.0-0	0.0-0	0	0-0	0	0-0
UT (11.5)	1	1	0	0.0-0	0.0-0	0	0-0	0	0-0
Navy (11.12)	7	2	5	1.0-2	0.0-0	0	0-0	0	0-0
*Cuse (11.19)	0	0	0	0.0-0	0.0-0	0	0-0	0	0-0
*at STAN (11.26)	4	4	0	0.0-0	0.0-0	0	0-0	0	0-0
OSU (1.2)	0	0	0	0.0-0	0.0-0	0	0-0	0	0-0



31
Sergio Brown
 DS
 6-2 205
 Jr.
 Maywood, Ill.

2008

Syracuse: Saw action in the defensive backfield rotation and helped hold the Orange to just 147 passing yards. **Navy:** Saw action in the defensive backfield rotation and racked up two tackles (both solo) and helped limit the Midshipmen to just three completions on the day. **Boston College:** Played well against the run and the pass in his fifth career start, registering three tackles (2 solo; assist) and two pass break-ups on the night. **Pittsburgh:** Saw action in the Defensive backfield and recorded a quarterback hurry. **Washington:** Recorded his fourth career start and registered two tackles (solo; assist). **North Carolina:** Saw action in the secondary rotation and helped limit the Tar Heels passing attack to just over 200 yards in the loss. **Stanford:** Saw extensive action in the secondary rotation, racking up three tackles (2 solo; assist) as well as a sack and a tackle for loss ... the sack was the first of his career. **Purdue:** Made his third career start against the Boilers and recorded two tackles (solo; assist) and also broke up a pass in the win. **Michigan State:** Saw action in a reserve roll at DS, helping hold MSU to less than 50% completion percentage and under 150-yards passing. **Michigan:** Making his second career start, registered two tackles (one solo, one assist) and also recovered a fumble. **San Diego State:** Made first career start ... recorded six tackles (four solo, two assists), a tackle for loss, two pass break-ups, and his first career blocked punt, which helped set up the first score of the season.

CAREER STATISTICS

Year	G-S	Tackles				TFL	Scks	FF	FR	PBU	INT
		TT	UT	AT	TFL						
2008	11-5	20	13	7	2.0-15	1.0-12	0	1-0	5	0-0	
2007	9-0	7	4	3	0.0-0	0.0-0	0	0-0	0	0-0	
2006	11-0	4	3	1	0.0-0	0.0-0	0	0-0	0	0-0	
Total	31-5	31	20	11	2.0-15	1.0-12	0	1-0	5	0-0	

CAREER GAME-BY-GAME

2008	TT	UT	AT	TFL	Scks	FF	FR	PBU	INT
*SDSU (9.6)	6	4	2	1.0-3	0.0-0	0	0-0	2	0-0
*UM (9.13)	2	1	1	0.0-0	0.0-0	0	1-0	0	0-0
at MSU (9.20)	0	0	0	0.0-0	0.0-0	0	0-0	0	0-0
*PUR (9.27)	2	1	1	0.0-0	0.0-0	0	0-0	1	0-0
STAN (10.4)	3	1	2	1.0-12	1.0-12	0	0-0	0	0-0
at UNC (10.11)	0	0	0	0.0-0	0.0-0	0	0-0	0	0-0
*at UW (10.25)	2	1	1	0.0-0	0.0-0	0	0-0	0	0-0
PITT (11.1)	0	0	0	0.0-0	0.0-0	0	0-0	0	0-0
*at BC (11.8)	3	2	1	0.0-0	0.0-0	0	0-0	2	0-0
vs. Navy (11.15)	2	2	0	0.0-0	0.0-0	0	0-0	0	0-0
SYR (11.22)	0	0	0	0.0-0	0.0-0	0	0-0	0	0-0
at USC (11.29)									



27
David Bruton
 DS
 6-2, 212
 Sr.
 Miamisburg, Ohio

2008

Syracuse: Recorded his 22nd career start and racked up six tackles (four solo; two assist) and a pass break-up in the loss ... became the sixth Notre Dame defensive back to ever eclipse 200 career tackles. **Navy:** Tallied six tackles (four solo; two assists) as well as two pass break-ups in the win. The start was the 21st of his career. **Boston College:** Made his 20th career start, and amassed three tackles (two solo; assist) and played a part in limiting the Eagles to just 76 yards passing. **Pittsburgh:** Had a huge day at the office in his 19th career start, registering a career-high 16 tackles (nine solo; seven assists), added an interception (third of the season) and a pass break-up. **Washington:** Recorded four tackles (all assists) and helped limit the Huskies offense to just 124 total yards ... the start was the 18th of his career. **North Carolina:** Led the team in tackles with eight (seven solo; assist) in the loss. **Stanford:** Recorded his 16th career start (eighth straight) and registered nine tackles (five solo; four assists) and an interception ... interception was the fifth of his career and also marked the fourth forced turnover of

the season inside the Irish 20-yard line. **Purdue:** Made the 15th start of his career and brought down a team leading six tackles (4 solo; 2 assists) as well as a pass break-up. **Michigan State:** Tallied a team-high 10 tackles (three solo, seven assists) and helped limit the passing attack of the Spartans in the loss. **Michigan:** In his 13th career start, tied a career high in tackles with 15 (10 solo, five assists), had 1.5 tackles for loss, a quarterback hurry, forced a fumble and intercepted a pass in the red zone ... has now forced three turnovers this season inside the Irish 10-yard line. **San Diego State:** Made five tackles (all solo), broke up a pass, forced and recovered a fumble in the win ... the 2008 season opener marked his 12th career start for the Irish.



39
Ryan Burkhart
PK
5-11, 190
Jr.
Wakarusa, Ind.

CAREER STATISTICS

Year	G-S	Tackles			TFL	Fumbles			PBU	INT
		TT	UT	AT		Scks	FF	FR		
2008	11-11	88	53	35	1.5-5	0.0-0	2	1-0	5	3-39
2007	12-11	85	55	30	4.5-16	1.0-10	1	1-0	2	3-20
2006	12-0	18	12	6	1.0-1	0.0-0	0	0-0	0	0-0
2005	11-0	14	10	4	0.0-0	0.0-0	0	0-0	1	0-0
Total	46-22	193	130	71	7.0-22	1.0-10	3	2-0	8	6-59

CAREER GAME-BY-GAME

2008	TT	UT	AT	TFL	Scks	FF	FR	PBU	INT
*SDSU (9.6)	5	5	0	0.5-0	0.0-0	1	1-0	1	0-0
*UM (9.13)	15	10	5	1.5-5	0.0-0	1	0-0	0	1-39
*at MSU (9.20)	10	3	7	0.0-0	0.0-0	0	0-0	0	0-0
*PUR (9.27)	6	4	2	0.0-0	0.0-0	0	0-0	1	0-0
*STAN (10.4)	9	5	4	0.0-0	0.0-0	0	0-0	0	1-0
*at UNC (10.11)	8	7	1	0.0-0	0.0-0	0	0-0	0	0-0
*at UW (10.25)	4	0	4	0.0-0	0.0-0	0	0-0	0	0-0
*PITT (11.1)	16	9	7	0.0-0	0.0-0	0	0-0	0	1-0
*at BC (11.8)	3	2	1	0.0-0	0.0-0	0	0-0	0	0-0
*vs. Navy (11.15)	6	4	2	0.0-0	0.0-0	0	0-0	2	0-0
*SYR (11.22)	6	4	2	0.0-0	0.0-0	0	0-0	1	0-0
at USC (11.29)									

2007	TT	UT	AT	TFL	Scks	FF	FR	PBU	INT
*GT (9.1)	9	6	3	2.0-11	1.0-10	0	0-0	0	0-0
*at PSU (9.8)	2	1	1	0.0-0	0.0-0	0	0-0	0	0-0
*at UM (9.15)	9	5	4	1.0-1	0.0-0	0	0-0	0	0-0
*MSU (9.22)	15	8	7	0.0-0	0.0-0	0	0-0	0	1-0
*at PUR (9.29)	3	3	0	0.0-0	0.0-0	0	0-0	0	0-0
*at UCLA (10.6)	4	4	0	0.0-0	0.0-0	0	0-0	0	1-17
*BC (10.13)	6	6	0	0.0-0	0.0-0	0	0-0	0	0-0
*USC (10.20)	5	2	3	0.0-0	0.0-0	1	0-0	1	0-0
Navy (11.3)	4	2	2	0.5-2	0.0-0	0	0-0	0	0-0
*AF (11.10)	13	7	6	0.0-0	0.0-0	0	0-0	0	0-0
*Duke (11.17)	6	3	3	0.0-0	0.0-0	0	1-0	1	0-0
*at STAN (11.25)	9	8	1	1.0-2	0.0-0	0	0-0	0	1-3

2006	TT	UT	AT	TFL	Scks	FF	FR	PBU	INT
at GT (9.2)									DNP
PSU (9.9)	0	0	0	0.0-0	0.0-0	0	0-0	0	0-0
UM (9.16)	2	1	1	0.0-0	0.0-0	0	0-0	0	0-0
at MSU (9.23)	0	0	0	0.0-0	0.0-0	0	0-0	0	0-0
PUR (9.30)	1	1	0	0.0-0	0.0-0	0	0-0	0	0-0
STAN (10.7)	3	1	2	0.0-0	0.0-0	0	0-0	0	0-0
UCLA (10.21)	1	1	0	0.0-0	0.0-0	0	0-0	0	0-0
vs. Navy (10.28)	0	0	0	0.0-0	0.0-0	0	0-0	0	0-0
UNC (11.4)	0	0	0	0.0-0	0.0-0	0	0-0	0	0-0
at AF (11.11)	0	0	0	0.0-0	0.0-0	0	0-0	0	0-0
Army (11.18)	5	3	2	1.0-1	0.0-0	0	0-0	0	0-0
at USC (11.25)	2	1	1	0.0-0	0.0-0	0	0-0	0	0-0
LSU (1.3)	4	4	0	0.0-0	0.0-0	0	0-0	0	0-0

2005	TT	UT	AT	TFL	Scks	FF	FR	PBU	INT
at Pitt (9.3)	0	0	0	0.0-0	0.0-0	0	0-0	0	0-0
at UM (9.10)	1	1	0	0.0-0	0.0-0	0	0-0	0	0-0
MSU (9.17)	0	0	0	0.0-0	0.0-0	0	0-0	0	0-0
at WU (9.24)	1	1	0	0.0-0	0.0-0	0	0-0	0	0-0
at PUR (10.1)	5	5	0	0.0-0	0.0-0	0	0-0	0	0-0
USC (10.15)									DNP
BYU (10.22)	0	0	0	0.0-0	0.0-0	0	0-0	0	0-0
UT (11.5)	2	1	1	0.0-0	0.0-0	0	0-0	0	0-0
Navy (11.12)	2	1	1	0.0-0	0.0-0	0	0-0	0	0-0
*Cuse (11.19)	0	0	0	0.0-0	0.0-0	0	0-0	0	0-0
at STAN (11.26)	2	1	1	0.0-0	0.0-0	0	0-0	0	0-0
OSU (1.2)	1	0	1	0.0-0	0.0-0	0	0-0	0	0-0

2008

Syracuse: Tallied six kickoffs for 347 (57.8 avg.). **Navy:** Booted five kicks on the day for 334 yards (66.8 avg.) in the win. **Boston College:** Recorded a kickoff for 67 yards. **Pittsburgh:** Registered five kicks on the day for 300-yards (60.0 avg.) and also tallied his first touchback of the season. **Washington:** Kicked off seven times for 431 yards (61.6 avg.) in the win over the Huskies. **North Carolina:** Booted five kickoffs for a total of 276 yards (55.2 avg.) against the Tar Heels. **Stanford:** Continued steady play on kickoffs, racking up five kickoffs for 312 yards (62.4 per kick). **Purdue:** Recorded a season high seven kickoffs that averaged 64.9 yards a kick. **Michigan State:** Recorded two kickoffs averaging 60.0 yards per kick against the Spartans. **Michigan:** Recorded six kickoffs that averaged 61.0 yards, but also had one sail out of bounds. **San Diego State:** Recorded four kickoffs that averaged 60.5 yards.

CAREER STATISTICS

Year	G-S	Field Goals			XP		Kickoffs				
		M-A	Pct	LG	M-A	Pct	Att	Yds	Avg	TB	OB
2008	11-0	0-0	.000	0	0-0	.000	53	3249	61.3	1	1
2007											
2006	9-0	0-0	.000	0	0-0	.000	45	2670	59.3	8	0
Total	20-0	0-0	.000	0	0-0	.000	98	5919	60.4	9	1

CAREER GAME-BY-GAME

2008	Att	Yds	TB	OB	Avg
SDSU (9.6)	4	242	0	0	60.5
UM (9.13)	6	366	0	1	61.0
at MSU (9.20)	2	120	0	0	60.0
PUR (9.27)	7	454	0	0	64.9
STAN (10.4)	5	312	0	0	62.4
at UNC (10.11)	5	276	0	0	55.2
at UW (10.25)	7	431	0	0	61.6
PITT (11.1)	5	300	1	0	60.0
at BC (11.8)	1	67	0	0	67.0
vs. Navy (11.15)	5	334	0	0	66.8
SYR (11.22)	6	347	0	0	57.8
at USC (11.29)					

2006	Att	Yds	TB	OB	Avg
at GT (9.2)					DNP
PSU (9.9)					DNP
UM (9.16)					DNP
at MSU (9.23)					DNP
PUR (9.30)	5	294	0	0	58.8
STAN (10.7)	5	304	2	0	60.8
UCLA (10.21)	4	252	0	0	63.0
vs. Navy (10.28)	7	395	2	0	56.4
UNC (11.4)	8	462	1	0	57.8
at AF (11.11)	7	440	2	0	62.9
Army (11.18)	6	338	1	0	56.3
at USC (11.25)					DNP
LSU (1.3)	3	185	0	0	61.7



7
Jimmy Clausen
QB
6-3, 217
Sr.
Westlake Village, Calif.

2008

Syracuse: Had a solid day completing 22-of-39 passes (56%) for 291 yards and two touchdowns with no interceptions. **Navy:** Was steady behind center after a rocky start, completing 15-of-18 passes (83.3 %) for 110 yards, two INTs and a fumble in the win ... the start was the 19th of his career. **Boston College:** Threw the ball 46 times, completing 26 of them for 226 yards on the day, failing to record a touchdown pass for the first time on the season. **Pittsburgh:** Completed 23-of-44 passes (52.3%) on the day piling up 271 yards and three touchdowns without registering an interception. **Washington:** Passed for 201 yards , including connecting on one touchdown pass taking his season total to 15. **North Carolina:** Set a career-high in passing yards (383) for the third consecutive week ... also set career-highs in completions (31) and attempts (48) for the second consecutive week ... added two touchdown passes, improving his total to 14 in 2008. **Stanford:** Had best game to date in his Irish career, setting career marks in completions (29) and passing yards (347) ... threw three touchdowns in a game for the second consecutive week (fifth time of career) in completing 29-40 passes (72.5%) against the Cardinal. **Purdue:** Threw for a career high 275 yards (20-35, 57.1%) against the Boilermakers, topping his previous high of 246 vs. Air Force (Nov. 10, 2007), while also throwing for three touchdowns. Has now thrown at least one touchdown pass in four consecutive games. **Michigan State:** Set career highs in pass attempts (41) and completions (24) while throwing for 242 yards (second highest of career) and a touchdown in the loss to the Spartans. **Michigan:** Completed 10-of-21 passes for 147 yards and two touchdowns, including a 48-yard touchdown strike to Golden Tate and a 60-yard connection to Tate again later in the game, his career long completion. **San Diego State:** Went 21-of-34 (61.8%) passing for 237 yards and three touchdowns, which went to three different receivers (Tate, David Grimes, Michael Floyd) in Notre Dame's opening game victory.


CAREER STATISTICS

Year	Passing					Rushing					
	G-S	Com	Att	INT	Pct	Yds	TD	Att	Yds	Avg	TD
2008	11-11	138	392	15	59.9	2730	20	46	-45	-1.0	0
2007	10-9	138	245	6	56.3	1254	7	62	-187	-3.0	2
Total	21-20	373	637	21	58.6	3984	27	108	-232	-2.1	2

CAREER GAME-BY-GAME

2008	Passing					Rushing					
	Com	Att	Pct	Yds	LG	TD	INT	Att	Yds	LG	TD
*SDSU (9.6)	21	34	61.8	237	38	3	2	0	0	0	0
*UM (9.13)	10	21	47.6	147	60	2	2	2	5	4	0
*at MSU (9.20)	24	41	58.5	242	30	1	2	5	-31	4	0
*PUR (9.27)	20	35	57.1	275	38	3	0	5	8	7	0
*STAN (10.4)	29	40	72.5	347	48	3	0	4	4	8	0
*at UNC (10.11)	31	48	64.6	383	47	2	2	11	-6	6	0
*at UW (10.25)	14	26	53.8	201	51	1	1	4	-21	-5.2	0
*PITT (11.1)	23	44	52.3	271	47	3	0	3	-6	0	0
*at BC (11.8)	26	46	56.5	226	32	0	4	6	19	10	0
*vs. Navy (11.15)	15	18	83.3	110	14	0	2	0	0	0	0
*SYR (11.22)	22	39	56.4	291	40	2	0	3	-21	2	0
at USC (11.29)											

2007	Passing					Rushing					
	Com	Att	Pct	Yds	LG	TD	INT	Att	Yds	LG	TD
GT (9.1)	4	6	66.7	34	11	0	0	2	-14	0	0
*at PSU (9.8)	17	32	53.1	144	35	0	1	10	-25	10	0
*at UM (9.15)	11	17	64.7	74	14	0	1	9	-65	0	0
*MSU (9.22)	7	13	53.8	53	14	0	0	4	-30	0	0
*at PUR (9.29)	18	26	69.2	169	36	1	1	3	13	7	0
*at UCLA (10.6)	17	27	63.0	84	15	0	0	8	-21	4	1
*BC (10.13)	7	20	35.0	60	26	0	2	1	4	4	0
USC (10.20)											
Navy (11.3)											
*AF (11.10)	22	40	55.0	246	28	3	0	10	-39	6	0
*Duke (11.17)	16	32	50.0	194	41	3	0	7	12	11	0
*at STAN (11.25)	19	32	59.4	196	44	0	1	8	-22	10	1



40
Maurice Crum Jr.
ILB
6-0, 235
Sr.
Riverview, Fla.

2008

Syracuse: Made his 46th career start and registered six tackles (all assists) and helped hold the Orange to just 51 yards rushing at half time. **Navy:** Was all over the field, piling up seven tackles (six solo; assist) and a forced fumble in the win. The start was his the 45th of his career. **Boston College:** Made his 44th career start and helped hold down the Eagles offensive attack to under 250 yards. **Pittsburgh:** Tallied nine tackles (three solo; six assists) as well as a tackle for loss. **Washington:** Failed to make his 44th consecutive and career start at ILB ... recorded six tackles (three solo; three assist). **North Carolina:** Continued his games started streak, pushing the number to 43 straight, while also amassing five tackles (four solo; assist), a pass break up and two quarterback hurries. **Stanford:** Made his 42 career start and tallied four tackles (three solo; assist) in the win over the Cardinal ... the 42 consecutive starts is the longest streak on the team and the seventh longest active streak among current NCAA FBS players. **Purdue:** Made his 41st straight start at ILB and made a team high six tackles (solo; 5 assists) while helping the Irish to their third win of the season. **Michigan State:** Making his 40th start of his career, Crum made eight tackles (four solo, four assists) in the first loss for the Irish in 2008. **Michigan:** In his 39th straight start, registered five tackles (three solo, two assists) while also recording a half-tackle for loss. **San Diego State:** Recorded six tackles on the day (three solo, three assists) and earned his first sack of the season (sixth of career) ... also recorded a quarterback hurry in his 38th start for the Irish.

CAREER STATISTICS

Year	Tackles					Fumbles				
	G-S	TT	UT	AT	TFL	Scks	FF	FR	PBU	INT
2008	11-9	57	26	31	3.5-19	1-0-7	1	0-0	1	0-0
2007	12-12	84	35	49	4.5-21	1-0-8	3	2-34	4	2-46
2006	13-13	100	47	53	10.0-55	4-0-38	1	0-0	3	1-0
2005	12-12	57	32	25	3.0-5	0-0-0	1	0-0	1	0-0
2004					DNP					
Total	48-46	297	140	158	21.0-100	6.0-53	6	2-34	8	3-46

CAREER GAME-BY-GAME

2008	TT	UT	AT	TFL	Scks	FF	FR	PBU	INT
*UM (9.13)	5	3	2	0.5-5	0-0-0	0	0-0	0	0-0
*at MSU (9.20)	8	4	4	1.0-6	0-0-0	0	0-0	0	0-0
*PUR (9.27)	6	1	5	0.0-0	0-0-0	0	0-0	0	0-0
*STAN (10.4)	4	3	2	0.0-0	0-0-0	0	0-0	0	0-0
*at UNC (10.11)	5	4	1	0.0-0	0-0-0	0	0-0	1	0-0
*at UW (10.25)	6	3	3	0.0-0	0-0-0	0	0-0	0	0-0
*PITT (11.1)	9	3	6	1.0-1	0-0-0	0	0-0	0	0-0
*at BC (11.8)	0	0	0	0.0-0	0-0-0	0	0-0	0	0-0
*vs. Navy (11.15)	7	6	1	0.0-0	0-0-0	1	0-0	0	0-0
*SYR (11.22)	6	0	6	0.0-0	0-0-0	0	0-0	0	0-0
at USC (11.29)									

2007	TT	UT	AT	TFL	Scks	FF	FR	PBU	INT
*at PSU (9.8)	6	3	3	0.0-0	0-0-0	0	0-0	1	0-0
*at UM (9.15)	7	1	6	0.0-0	0-0-0	0	0-0	0	0-0
*MSU (9.22)	16	6	10	0.5-1	0-0-0	0	0-0	0	1-0
*at PUR (9.29)	2	1	1	0.0-0	0-0-0	0	0-0	0	0-0
*at UCLA (10.6)	8	6	2	2.0-17	1-0-8	2	2-34	2	2-46
*BC (10.13)	0	0	0	0.0-0	0-0-0	0	0-0	0	0-0
*USC (10.20)	3	1	2	0.0-0	0-0-0	0	0-0	0	0-0
*Navy (11.3)	13	7	6	1.0-0	0-0-0	1	0-0	1	0-0
*AF (11.10)	11	5	6	0.0-0	0-0-0	0	0-0	0	0-0
*Duke (11.17)	3	0	3	0.0-0	0-0-0	0	0-0	0	0-0
*at STAN (11.25)	6	2	4	0.0-0	0-0-0	0	0-0	0	0-0

2006	TT	UT	AT	TFL	Scks	FF	FR	PBU	INT
*PSU (9.9)	14	10	4	3.0-10	0-0-0	1	0-0	0	0-0
*UM (9.16)	6	2	4	1.0-1	0-0-0	0	0-0	0	0-0
*at MSU (9.23)	5	4	1	0.0-0	0-0-0	0	0-0	0	0-0
*PUR (9.30)	5	1	4	0.0-0	0-0-0	0	0-0	0	0-0
*STAN (10.7)	7	3	4	0.0-0	0-0-0	0	0-0	1	1-0
*UCLA (10.21)	8	3	5	1.0-7	1-0-7	0	0-0	1	0-0
*vs. Navy (10.28)	11	4	7	0.0-0	0-0-0	0	0-0	0	0-0
*UNC (11.4)	9	3	6	1.0-9	1.0-9	0	0-0	0	0-0

*at AF (11.11)	6	0	6	0.0-0	0.0-0	0	0-0	0	0-0
*Army (11.18)	6	2	4	1.5-9	1.0-8	0	0-0	0	0-0
*at USC (11.25)	9	6	3	0.5-4	0.0-0	0	0-0	1	0-0
*LSU (1.3)	8	5	3	0.0-0	0.0-0	0	0-0	0	0-0

2005	TT	UT	AT	TFL	Scks	FF	FR	PBU	INT
*at Pitt (9.3)	5	2	3	0.0-0	0.0-0	0	0-0	0	0-0
*at UM (9.10)	5	4	1	0.0-0	0.0-0	1	0-0	0	0-0
*MSU (9.17)	7	4	3	0.0-0	0.0-0	0	0-0	0	0-0
*at WU (9.24)	2	1	1	0.0-0	0.0-0	0	0-0	0	0-0
*at PUR (10.1)	2	1	1	0.0-0	0.0-0	0	0-0	0	0-0
*USC (10.15)	4	0	4	0.0-0	0.0-0	0	0-0	0	0-0
*BYU (10.22)	5	4	1	0.0-0	0.0-0	0	0-0	0	0-0
*UT (11.5)	5	4	1	3.0-5	0.0-0	0	0-0	1	0-0
*Navy (11.12)	7	2	5	0.0-0	0.0-0	0	0-0	0	0-0
*Cuse (11.19)	2	2	0	0.0-0	0.0-0	0	0-0	0	0-0
*at STAN (11.26)	7	6	1	0.0-0	0.0-0	0	0-0	0	0-0
*OSU (1.2)	7	2	5	0.0-0	0.0-0	0	0-0	0	0-0



45
Darius Fleming
OLB
6-1, 236
Fr.
Chicago Ill.

2008


Syracuse: Saw action in the linebacker rotation and tallied two tackles (both assists) and also assisted on a sack and recorded a quarterback hurry. **Navy:** Saw action in the LB rotation, racking up two tackles (solo; assist) and helping hold the Midshipmen to their lowest rushing total of the season. **Boston College:** Registered a tackle (solo) in his second career start while also helping hold the Eagles to under 250-yards on offense. **Pittsburgh:** Continued to see an increased roll in the linebacker rotation, racking up two tackles (solo; assist). **Washington:** Registered his first career start and made two tackles (both solo) and helped hold the Huskies rushing attack to just 1.1-yards per carry. **North Carolina:** Recorded a tackle (solo) in the linebacker rotation against the Tar Heels. **Stanford:** Saw increased action in the linebacker rotation and racked up three tackles (two solo; assist) and also recorded his first career sack in the win. **Purdue:** Continued to see considerable time in the linebacker rotation and on special teams, notching two tackles (both assists) on the day. **Michigan State:** Saw considerable time on special teams, registering a tackle (assist) in the loss to the Spartans. **Michigan:** Recorded four tackles (solo, three assists) in special teams action and reserve roll on defense. **San Diego State:** Saw his first action of career and notched his first tackle (solo) of the season and career in season opening win.

CAREER STATISTICS

Year	G-S	Tackles			Fumbles					
		TT	UT	AT	TFL	Scks	FF	FR	PBU	INT
2008	11-1	21	10	11	1.5-9	1.5-9	0	0-0	0	0-0
Total	11-1	21	10	11	1.5-9	1.5-9	0	0-0	0	0-0

CAREER GAME-BY-GAME

2008	TT	UT	AT	TFL	Scks	FF	FR	PBU	INT
SDSU (9.6)	1	1	0	0.0-0	0.0-0	0	0-0	0	0-0
UM (9.13)	4	1	3	0.0-0	0.0-0	0	0-0	0	0-0
at MSU (9.20)	1	0	1	0.0-0	0.0-0	0	0-0	0	0-0
PUR (9.27)	2	0	2	0.0-0	0.0-0	0	0-0	0	0-0
STAN (10.4)	3	2	1	1.0-12	1.0-12	0	0-0	0	0-0
at UNC (10.11)	1	1	0	0.0-0	0.0-0	0	0-0	0	0-0
*at UW (10.25)	2	2	0	0.0-0	0.0-0	0	0-0	0	0-0
PITT (11.1)	2	1	1	0.0-0	0.0-0	0	0-0	0	0-0
at BC (11.8)	1	1	0	0.0-0	0.0-0	0	0-0	0	0-0
vs. Navy (11.15)	2	1	1	0.0-0	0.0-0	0	0-0	0	0-0
SYR (11.22)	2	0	2	0.5-1	0.5-1	0.0-0	0-0	0	0-0
at USC (11.29)									



3
Michael Floyd
WR
6-3, 215
Fr.
Saint Paul, Minn.

2008

Syracuse: Did not play due to injury. **Navy:** Saw limited action due to injury early in the first quarter. **Boston College:** Caught five balls good for 69 yards on the day against the Eagles secondary. **Pittsburgh:** Set the Irish freshman record for receptions in a season (41), hauling in 10 catches for 100 yards and two touchdowns ... the ten receptions is the most in a single game as a member of the Irish. **Washington:** Went over the 100-yard mark (107) receiving for the third time on the season, as well as hauling in his fifth touchdown reception of the campaign. **North Carolina:** Recorded fifth consecutive start of the season, bringing in six catches for 93 yards and a touchdown (his second consecutive game with a TD). **Stanford:** Became the first freshman since Joe Howard in 1981 to record consecutive games of 100+ yards receiving ... set his career high in reception yards (115) and recorded his third touchdown on the season. **Purdue:** Continues to see expanded playing time. Recorded 6 catches for 100 yards on the day, including a 38 yarder, the longest of his Irish career to date. The 100 yard performance also sets his career high to this point. **Michigan State:** Had breakout game against the Spartans, recording career highs in catches (7), yards (86) and longest catch (26 yards) while hauling in second touchdown of the season ... seven receptions the most ever for Notre Dame freshman. **Michigan:** Continues impressive freshman season, recording the first start of his short career, hauling in two passes for 9 yards. **San Diego State:** Registered one catch for 22 yards and a touchdown. His first career reception and a touchdown on the same play (a 22-yard reception late in the first half) made him the first freshman to ever record a touchdown reception in a season opener. Floyd is also the first freshman to ever score Notre Dame's first points to open a season by touchdown.

CAREER STATISTICS

Year	G-S	Receiving				
		Rec	Yds	Avg	TD	LG
2008	10-8	46	702	15.3	7	51
Total	10-8	46	702	15.3	7	51

CAREER GAME-BY-GAME

2008	Receiving				
	Rec	Yds	Avg	TD	LG
SDSU (9.6)	1	22	22.0	1	22
*UM (9.13)	2	10	5.0	0	9
*at MSU (9.20)	7	86	12.3	1	26
*PUR (9.27)	6	100	16.7	0	38
*STAN (10.4)	5	115	23.0	1	48
*at UNC (10.11)	6	93	15.5	1	32
*at UW (10.25)	4	107	26.8	1	51
*PITT (11.1)	10	100	10.0	2	18
*at BC (11.8)	5	69	13.8	0	32
vs. Navy (11.15)	0	0	0	0	0
SYR (11.22)				DNP	
at USC (11.29)					



4
Gary Gray
CB
5-11, 188
So.
Columbia, S.C.

2008

Syracuse: Saw action in passing situations and recorded a tackle (solo), broke up a pass and helped return a fumble 20 yards to the Orange five yard line that resulted in a field goal. **Navy:** Continued to see action in the defensive backfield rotation and helped limit the Midshipmen to just three completions on the day. **Boston College:** Saw action in the defensive backfield rotation and helped limit the Eagles passing attack to just 79-yards passing. **Pittsburgh:** Did not see game action. **Washington:** Saw action in passing situations and helped limit the Huskies passing attack to just 44% completion percentage (11-25) and only 98 yards. **North Carolina:** Did not see game action due to injury. **Stanford:** Saw action in the defensive backfield rotation, registering a tackle (solo) in the win over the Cardinal. **Purdue:** Tied a career-high with four tackles and

also added his first career pass breakup. **Michigan State:** Saw a considerable amount of action in the defensive backfield rotation and recorded a career high four tackles (all solo) in the loss to the Spartans ... the tackles were the first of his career. **Michigan:** Registered his first career interception and returned it 41 yards in the week two win. **San Diego State:** Did not see any game action.

CAREER STATISTICS

Year	G-S	Tackles				TFL	Scks	Fumbles			
		TT	UT	AT	INT			FF	FR	PBU	INT
2008	7-0	10	10	0	0.0-0	0.0-0	0	0-20	2	1-41	
Total	7-0	10	10	0	0.0-0	0.0-0	0	0-20	2	1-41	

CAREER GAME-BY-GAME

2008	TT	UT	AT	TFL	Scks	FF	FR	PBU	INT
SDSU (9.6)					DNP				
UM (9.13)	0	0	0	0.0-0	0.0-0	0	0-0	0	1-41
at MSU (9.20)	4	4	0	0.0-0	0.0-0	0	0-0	0	0-0
PUR (9.27)	4	4	0	0.0-0	0.0-0	0	0-0	1	0-0
STAN (10.4)	1	1	0	0.0-0	0.0-0	0	0-0	0	0-0
at UNC (10.11)					DNP				
at UW (10.25)	0	0	0	0.0-0	0.0-0	0	0-0	0	0-0
PITT (11.1)					DNP				
at BC (11.8)	0	0	0	0.0-0	0.0-0	0	0-0	0	0-0
vs. Navy (11.15)	0	0	0	0.0-0	0.0-0	0	0-0	0	0-0
SYR (11.22)	1	1	0	0.0-0	0.0-0	0	0-20	1	0-0
at USC (11.29)									



11
David Grimes
 WR
 5-10, 177
 Sr.
 Detroit, Mich.

2008

Syracuse: Had one of the best days of his career, hauling in season-high tying seven passes for career-high 83 yards (11.9 avg.) with a long catch of 31 yards and also had a carry for five yards in the loss ... the start was the 22nd of his career. **Navy:** Made the start (21st) and hauled in three catches for 22 yards (7.3 avg.) and had a carry for 10 yards in the win. **Boston College:** Saw time in the Irish wide receiving rotation against the Eagles. **Pittsburgh:** Returned to the Irish receiving rotation after missing Washington game due to injury. **Washington:** Did not play due to minor back injury. **North Carolina:** Started third consecutive game for the Irish, recording four catches for 19 yards on the day. **Stanford:** Continues to be a good weapon at slot receiver, registering seven catches for 60 yards on the day, including a long of 23. **Purdue:** Returned to the field, recording the 18th start of his career. Hauled in 4 catches for a season high 65 yards and a touchdown, the second of the season. **Michigan State:** Did not see game action against the Spartans while dealing with back injury. **Michigan:** Registered one catch for 3 yards (6th consecutive game with a catch) in limited playing time. **San Diego State:** Making the 17th start of his career, Grimes tallied five catches for 35 yards and a touchdown ... the receiving touchdown was the fifth of his career.

CAREER STATISTICS

Year	G-S	Receiving					Rushing				
		Rec	Yds	Avg	TD	LG	Att	Yds	Avg	TD	LG
2008	9-6	31	287	9.3	2	31	2	15	7.5	0	10
2007	10-8	27	224	8.3	2	25	0	0	0.0	0	0
2006	12-7	26	336	12.9	2	36	1	2	2.0	1	2
2005	12-1	2	19	9.5	0	11	2	8	4.0	0	8
Total	43-22	86	866	10.1	6	36	5	25	5.0	1	10

CAREER STATISTICS

Year	Kick Returns					Punt Returns				
	Ret	Yds	Avg	TD	LG	Ret	Yds	Avg	TD	LG
2008	0	0	0.0	0	0	0	0	0.0	0	0
2007	0	0	0.0	0	0	0	0	0.0	0	0
2006	21	514	24.5	0	50	0	0	0.0	0	0
2005	15	338	22.5	0	40	1	17	17.0	0	17
Total	36	852	23.7	0	50	1	17	17.0	0	17

CAREER GAME-BY-GAME

2008	Rec	Yds	Avg	TD	LG
*SDSU (9.6)	5	35	7.0	1	14
UM (9.13)	1	3	3.0	0	3
at MSU (9.20)			DNP		
*PUR (9.27)	4	65	16.3	1	30

*STAN (10.4)	7	60	8.6	0	23
*at UNC (10.11)	4	19	4.8	0	6
at UW (10.25)			DNP		
PITT (11.1)	0	0	0.0	0	0
at BC (11.8)	0	0	0.0	0	0
*vs. Navy (11.15)	3	22	7.3	0	8
*SYR (11.22)	7	83	11.9	0	31
at USC (11.29)					

2007	Receiving					Kick Returns				
	Rec	Yds	Avg	TD	LG	Ret	Yds	Avg	TD	LG
*GT (9.1)	1	4	4.0	0	4					
*at PSU (9.8)	5	45	9.0	0	14					
*at UM (9.15)	3	10	3.3	0	8					
*MSU (9.22)	3	24	8.0	0	9					
*at PUR (9.29)	3	34	11.3	0	17					
at UCLA (10.6)					DNP					
BC (10.13)					DNP					
USC (10.20)	0	0	0.0	0	0					
Navy (11.3)	2	4	2.0	0	0					
*AF (11.10)	6	67	11.2	1	21					
*Duke (11.17)	2	26	13.0	1	25					
*at STAN (11.25)	2	10	5.0	0	14					

2006	Receiving					Kick Returns				
	Rec	Yds	Avg	TD	LG	Ret	Yds	Avg	TD	LG
at GT (9.2)	0	0	0.0	0	0	1	46	46.0	0	46
PSU (9.9)	0	0	0.0	0	0	0	0	0.0	0	0
UM (9.16)	4	48	12.0	0	20	6	145	24.2	0	27
at MSU (9.23)	0	0	0.0	0	0	1	28	28.0	0	28
PUR (9.30)					DNP					
*STAN (10.7)	1	7	7.0	0	7	1	7	7.0	0	7
*UCLA (10.21)	8	79	9.9	0	17	3	53	17.7	0	20
vs. Navy (10.28)	3	72	24.0	1	36	1	26	26.0	0	26
*UNC (11.4)	0	0	0.0	0	0	3	101	33.7	0	50
*at AF (11.11)	2	16	8.0	0	9	0	0	0.0	0	0
*Army (11.18)	5	56	11.2	0	16	0	0	0.0	0	0
*at USC (11.25)	2	34	17.0	0	27	2	35	17.5	0	18
*LSU (1.3)	1	24	24.0	1	24	4	80	20.0	0	21

2005	Receiving					Kick Returns				
	Rec	Yds	Avg	TD	LG	Ret	Yds	Avg	TD	LG
at Pitt (9.3)	0	0	0.0	0	0	0	0	0.0	0	0
at UM (9.10)	0	0	0.0	0	0	0	0	0.0	0	0
MSU (9.17)	1	11	11.0	0	11	0	0	0.0	0	0
at WU (9.24)	0	0	0.0	0	0	1	31	31.0	0	31
at PUR (10.1)	0	0	0.0	0	0	2	62	31.0	0	40
USC (10.15)	0	0	0.0	0	0	2	36	18.0	0	21
*BYU (10.22)	1	8	8.0	0	8	3	62	20.7	0	33
UT (11.5)	0	0	0.0	0	0	0	0	0.0	0	0
Navy (11.12)	0	0	0.0	0	0	2	27	13.5	0	16
*Cuse (11.19)	0	0	0.0	0	0	1	23	23.0	0	23
at STAN (11.26)	0	0	0.0	0	0	4	97	24.5	0	28
OSU (1.2)	0	0	0.0	0	0	0	0	0.0	0	0



33
Robert Hughes
 HB
 5-11, 237
 So.
 Chicago, Ill.

2008

Syracuse: Did not see game action. **Navy:** Had a solid day at the office, amassing 64 yards rushing on 13 carries (4.9 avg.) and a catch for four yards in the win over the Midshipmen. **Boston College:** Recorded best average yards per carry (6.0) on the day, carrying the ball three times for 18 yards. **Pittsburgh:** Carried the ball eight times for a total of 25 yards (3.1 avg) with a long rush of nine yards. **Washington:** Rushed the ball four times for 19 yards, as well as catching one pass out of the backfield for five yards. **North Carolina:** Carried the ball four times totaling 12 yards on the ground, with a long of six against the Tar Heels ... also brought in one catch for 15 yards, his current career long reception. **Stanford:** Grinded out 14 yards rushing on eight carries against the Cardinal, and also brought in one catch for four yards. **Purdue:** Pounded out 26 yards rushing on 9 carries in the victory over the Boiler-makers. **Michigan State:** Totaled 11 yards rushing on only five carries in loss to the Spartans. **Michigan:** Garnered his first start of the 2008 campaign (2nd of career) ... recorded his first multi-touchdown game of his Notre Dame career, totaling 19 rushes for 79 yards to lead to the two touchdowns.

San Diego State: Amassed 86 all-purpose yards (54 rushing; 32 receiving) on 19 touches (16 rushing; three receiving), good for 4.5 yards a touch in season opener.

CAREER STATISTICS

Year	G-S	Rushing					Receiving				
		Att	Yds	Avg	TD	LG	Rec	Yds	Avg	TD	LG
2008	10-2	90	320	3.6	3	18	8	57	7.1	0	15
2007	11-1	53	294	5.5	4	45	3	17	5.7	0	13
Total	21-3	143	614	4.3	7	45	11	74	6.7	0	15

CAREER GAME-BY-GAME

2008	Rushing					Receiving				
	Att	Yds	Avg	LG	TD	Rec	Yds	Avg	TD	LG
SDSU (9.6)	17	54	3.2	12	0	3	32	10.7	0	14
*UM (9.13)	19	79	4.2	18	2	1	-3	-3.0	0	-3
*at MSU (9.20)	5	11	1.8	7	0	0	0	0.0	0	0
PUR (9.27)	9	26	2.9	7	0	0	0	0.0	0	0
STAN (10.4)	8	14	1.8	6	0	1	4	4.0	0	4
at UNC (10.11)	4	12	3.0	6	0	1	15	15.0	0	15
at UW (10.25)	4	19	4.8	9	0	1	5	5.0	0	5
PITT (11.1)	8	25	3.1	9	0	0	0	0.0	0	0
at BC (11.8)	3	18	6.0	9	0	0	0	0.0	0	0
vs. Navy (11.15)	13	64	4.9	15	1	1	4	4.0	0	4
SYR (11.22)										DNP
at USC (11.29)										

2007	Rushing					Receiving				
	Att	Yds	Avg	LG	TD	Rec	Yds	Avg	TD	LG
GT (9.1)	0	0	0.0	0	0	0	0	0.0	0	0
at PSU (9.8)	0	0	0.0	0	0	0	0	0.0	0	0
at UM (9.15)	0	0	0.0	0	0	0	0	0.0	0	0
MSU (9.22)	6	33	5.5	17	1	0	0	0.0	0	0
at PUR (9.29)	1	0	0.0	0	0	0	0	0.0	0	0
at UCLA (10.6)										DNP
BC (10.13)	5	6	1.2	3	0	0	0	0.0	0	0
USC (10.20)	4	3	0.8	4	0	0	0	0.0	0	0
Navy (11.3)	1	3	3.0	3	1	0	0	0.0	0	0
AF (11.10)	1	3	3.0	3	0	0	0	0.0	0	0
Duke (11.17)	17	110	6.5	33	1	1	13	13.0	0	13
*at STAN (11.25)	18	136	7.6	45	1	2	4	2.0	0	7



9
Ethan Johnson
DE
6-4, 275
Fr.
Portland, Ore.

2008

Syracuse: Saw action in the defensive line rotation and amassed a tackle (assist) and helped hold the Orange to just 51 yards rushing in the first half. **Navy:** Saw action in the defensive line rotation and helped hold Navy to just 3.9 yards per carry and 1-13 on third down conversions in the win. **Boston College:** Tallied two tackles (solo; assist) and a sack while helping limit the Eagles to under 50% completion percentage on the night. The start was the third of his career. **Pittsburgh:** Saw action in the defensive line rotation and made a tackle (assist) as well as a quarterback hurry. **Washington:** Registered his second career start and tallied a tackle (assist), a tackle for loss and was in on a sack. **North Carolina:** Recorded a tackle (solo) helped limit the Tar Heels to 3.8 yards per carry for the game. **Stanford:** Saw action in the defensive line rotation and tallied a tackle (assist) and helped limit the Stanford rushing attack to just 29 net yards in the second half. **Purdue:** Made first start of his career, and tallied two tackles (both assists) and also had a quarterback hurry. He is the third freshman to start this season. **Michigan State:** Saw a large amount of time in passing situations, recording two pass break-ups (first of his career) in the first loss of the season. **Michigan:** Recorded a tackle (assist) and a half-tackle for loss in the win. **San Diego State:** Saw first career action and recorded his first career tackle (assisted) in the season opening win.


CAREER STATISTICS

Year	G-S	Tackles					Fumbles				
		TT	UT	AT	TFL	Scks	FF	FR	PBU	INT	
2008	11-3	11	2	9	2.0-8	1.5-7	0	0-0	2	0-0	
Total	11-3	11	2	9	2.0-8	1.5-7	0	0-0	2	0-0	

CAREER GAME-BY-GAME

2008	TT	UT	AT	TFL	Scks	FF	FR	PBU	INT
SDSU (9.6)	1	0	1	0.0-0	0.0-0	0	0-0	0	0-0
UM (9.13)	1	0	1	0.5-1	0.0-0	0	0-0	0	0-0

at MSU (9.20)	0	0	0	0.0-0	0.0-0	0	0-0	2	0-0
*PUR (9.27)	2	0	2	0.0-0	0.0-0	0	0-0	0	0-0
STAN (10.4)	1	0	1	0.0-0	0.0-0	0	0-0	0	0-0
at UNC (10.11)	1	1	0	0.0-0	0.0-0	0	0-0	0	0-0
*at UW (10.25)	1	0	1	0.5-4	0.5-4	0	0-0	0	0-0
PITT (11.1)	1	0	1	0.0-0	0.0-0	0	0-0	0	0-0
*at BC (11.8)	2	1	1	1.0-3	1.0-3	0	0-0	0	0-0
vs. Navy (11.15)	0	0	0	0.0-0	0.0-0	0	0-0	0	0-0
SYR (11.22)	1	0	1	0.0-0	0.0-0	0	0-0	0	0-0
at USC (11.29)									



18
Duval Kamara
WR
6-5, 219
So.
Hoboken, N.J.

2008

Syracuse: Made his 13th career start and registered a catch for 14 yards. **Navy:** Saw action in the receiver rotation, bringing in a catch for 13 yards in the win. **Boston College:** Hauled in one catch for 5 yards. **Pittsburgh:** Recorded sixth start of the season, bringing in two catches for 21 yards against the Panthers. **Washington:** Started for the second consecutive contest, hauling in two catches for 22 yards. **North Carolina:** Found his way back into the starting lineup, setting season highs in receptions (five) and receiving yards (58). **Stanford:** Saw limited playing time but did record a catch for two yards. **Purdue:** Hauled in one catch for five yards in limited time against the Boilermakers. **Michigan State:** Failed to record a catch against the Spartans. **Michigan:** Registered second start of the season (7th of career), hauling in first touchdown of the 2008 season (5th of career) with his 10-yard reception early in the first quarter. **San Diego State:** Had one catch for 28 yards in his sixth career start ... the 28-yard reception was the second longest of his career (35-yard reception against Stanford in 2007) ... also recorded a tackle in the season opening win.

CAREER STATISTICS

Year	G-S	Receiving				
		Rec	Yds	Avg	TD	LG
2008	11-8	16	178	11.1	1	28
2007	11-5	32	357	11.2	4	35
Total	22-13	48	535	11.1	5	35

CAREER GAME-BY-GAME

2008	Receiving				
	Rec	Yds	Avg	TD	LG
*SDSU (9.6)	1	28	28.0	0	28
*UM (9.13)	1	10	10.0	1	10
*at MSU (9.20)	0	0	0.0	0	0
PUR (9.27)	1	5	5.0	0	5
STAN (10.4)	1	2	2.0	0	2
*at UNC (10.11)	5	58	11.6	0	16
*at UW (10.25)	2	22	11.0	0	12
*PITT (11.1)	2	21	10.5	0	20
*at BC (11.8)	1	5	5.0	0	5
vs. Navy (11.15)	1	13	13.0	0	13
*SYR (11.22)	1	14	14.0	0	14
at USC (11.29)					

2007	Receiving				
	Rec	Yds	Avg	TD	LG
GT (9.1)	2	19	9.5	0	11
at PSU (9.8)	1	6	6.0	0	6
at UM (9.15)	1	14	14.0	0	14
MSU (9.22)	1	9	9.0	0	9
at PUR (9.29)	6	68	11.3	1	15
at UCLA (10.6)	2	20	10.0	0	15
*BC (10.13)	2	19	9.5	0	13
*USC (10.20)	4	33	8.3	0	11
*Navy (11.3)	5	44	8.8	2	21
AF (11.10)					DNP
*Duke (11.17)	2	32	16.0	1	25
*at STAN (11.25)	6	93	15.5	0	35



96

Pat Kuntz
NT
6-3, 283
Sr.
Indianapolis, Ind.

2008

Syracuse: Made his 12th career start and had the best day of his season, racking up seven tackles (solo; six assists) and also had a tackle for loss and assisted on another tackle for loss. **Navy:** Recorded four tackles (all assists) and assisted on a sack in the win over the Midshipmen. The start was the 20th of his career. **Boston College:** Continued his stout play in the middle, racking up five tackles (3 solo; 2 assist) in the loss to the Eagles. The start was his 19th of his career. **Pittsburgh:** Made his 18th career start, amassing four tackles (all assists) and helped limit the Panthers to just 71 net yards in the first half. **Washington:** Registered his 17th career start and helped limit the Huskies offense to 124 total yards on 48 plays (2.6 yards per play). **North Carolina:** Made his 16th career start and registered three tackles (two solo; assist) and recorded a sack in the loss to the Tar Heels. **Stanford:** Had a huge day in his 15th career start, racking up three tackles (two solo; assist), two sacks and an interception ... the two sacks brings his career total to 2.5 and the interception was the second of his career. **Purdue:** Amassed a team high six tackles (3 solo; s assist) in the 14th start of his career in the win over the Boilers. **Michigan State:** Made 13th start of his career and racked up two tackles (one solo, one assist) in the loss to the Spartans. **Michigan:** Recorded three tackles (all solo) and a tackle for loss in his 12th career start. **San Diego State:** Made 11th start of his career in the season opening win and helped limit the Aztecs to 71 rushing yards on the day.


CAREER STATISTICS

Year	Tackles					Fumbles				
	G-S	TT	UT	AT	TFL	Scks	FF	FR	PBU	INT
2008	11-11	37	15	22	6.0-29	3.5-26	0	1-0	1	1-0
2007	10-10	42	19	23	2.5-3	0.0-0	0	0-0	9	0-0
2006	12-0	7	5	2	0.5-3	0.5-3	0	1-0	0	0-0
2005	8-0	4	1	3	0.0-0	0.0-0	0	0-0	0	0-0
Total	41-21	90	40	50	9.0-35	4.0-29	0	2-0	10	1-0

CAREER GAME-BY-GAME

2008	TT	UT	AT	TFL	Scks	FF	FR	PBU	INT
*SDSU (9.6)	0	0	0	0.0-0	0.0-0	0	0-0	0	0-0
*UM (9.13)	3	3	0	1.0-2	0.0-0	0	0-0	0	0-0
*at MSU (9.20)	2	1	1	0.0-0	0.0-0	0	0-0	0	0-0
*PUR (9.27)	6	3	3	0.0-0	0.0-0	0	0-0	0	0-0
*STAN (10.4)	3	2	1	2.0-16	2.0-16	0	1-0	1	1-0
*at UNC (10.11)	3	2	1	1.0-8	1.0-8	0	0-0	0	0-0
*at UW (10.25)	0	0	0	0.0-0	0.0-0	0	0-0	0	0-0
*PITT (11.1)	4	0	4	0.0-0	0.0-0	0	0-0	0	0-0
*at BC (11.8)	5	3	2	0.0-0	0.0-0	0	0-0	0	0-0
*vs. Navy (11.15)	4	0	4	0.5-2	0.5-2	0	0-0	0	0-0
*SYR (11.22)	7	1	6	1.5-1	0.0-0	0	0-0	0	0-0
at USC (11.29)									

2007	TT	UT	AT	TFL	Scks	FF	FR	PBU	INT
*GT (9.1)	2	1	1	0.0-0	0.0-0	0	0-0	2	0-0
*at PSU (9.8)	8	3	5	0.5-1	0.0-0	0	0-0	0	0-0
*at UM (9.15)	6	3	3	0.0-0	0.0-0	0	0-0	1	0-0
*MSU (9.22)	3	0	3	0.0-0	0.0-0	0	0-0	1	1-0
*at PUR (9.29)	2	1	1	0.0-0	0.0-0	0	0-0	0	0-0
*at UCLA (10.6)	7	5	2	0.0-0	0.0-0	0	0-0	2	0-0
*BC (10.13)	5	2	3	0.0-0	0.0-0	0	0-0	1	0-0
*USC (10.20)	5	2	3	1.0-1	0.0-0	0	0-0	2	0-0
*Navy (11.3)	0	0	0	0.0-0	0.0-0	0	0-0	0	0-0
*AF (11.10)	4	2	2	1.0-1	0.0-0	0	0-0	0	0-0
Duke (11.17)									
at STAN (11.25)									



20

Terrail Lambert
DB
5-11, 195
Sr.
Oxnard, Calif.

2008

Syracuse: Did not play due to injury. **Navy:** Made his 32nd career start and helped hold Navy to just 64 passing yards and 1-13 on third down conversions on the day. **Boston College:** Made his 31st career start and recorded two tackles (both solo) while helping hold down the Eagles passing attack to under 100 yards in the loss. **Pittsburgh:** Racked up three tackles (solo; two assists) on the day as well as a pass break-up ... the start was the 30th of his career. **Washington:** Amassed three tackles (two solo; assist) and held down the Huskies aerial attack to just 98 yards ... the start marked the 29th of his career. **North Carolina:** Made his 28th career start and recorded a tackle (assist) and broke up a pass against the Tar Heels. **Stanford:** Amassed four tackles (two solo; two assist) and helped limit the Cardinal passing attack to just 182 passing yards in his 27th career start. **Purdue:** Made the 26th start of his career and amassed four tackles (3 solo; assist) on the day and helped hold the Boilers to just nine completions in the second half (9-21). **Michigan State:** Registered eight tackles (two solo, six assists) in his 25th start of his career. **Michigan:** Made his 24th consecutive start at CB and recorded two tackles (both solo). **San Diego State:** Tallied six tackles (all solo) and broke up two passes in his 23rd career start for the Irish.

CAREER STATISTICS

Year	Tackles					Fumbles				
	G-S	TT	UT	AT	TFL	Scks	FF	FR	PBU	INT
2008	10-10	33	20	13	0.0-0	0.0-0	0	0-0	4	0-0
2007	12-12	34	19	15	0.0-0	0.0-0	0	0-0	0	1-0
2006	13-10	40	30	10	1.5-9	0.5-6	1	1-0	1	3-27
2005	12-0	8	7	1	0.0-0	0.0-0	0	0-0	1	0-0
Total	47-32	115	76	39	1.5-9	0.5-6	1	1-0	6	4-27

CAREER GAME-BY-GAME

2008	TT	UT	AT	TFL	Scks	FF	FR	PBU	INT
*SDSU (9.6)	6	6	0	0.0-0	0.0-0	0	0-0	2	0-0
*UM (9.13)	2	2	0	0.0-0	0.0-0	0	0-0	0	0-0
*at MSU (9.20)	8	2	6	0.0-0	0.0-0	0	0-0	0	0-0
*PUR (9.27)	4	3	1	0.0-0	0.0-0	0	0-0	0	0-0
*STAN (10.4)	4	2	2	0.0-0	0.0-0	0	0-0	0	0-0
*at UNC (10.11)	1	0	1	0.0-0	0.0-0	0	0-0	1	0-0
*at UW (10.25)	3	2	1	0.0-0	0.0-0	0	0-0	0	0-0
*PITT (11.1)	3	1	2	0.0-0	0.0-0	0	0-0	1	0-0
*at BC (11.8)	2	2	0	0.0-0	0.0-0	0	0-0	0	0-0
vs. Navy (11.15)	0	0	0	0.0-0	0.0-0	0	0-0	0	0-0
SYR (11.22)							DNP		
at USC (11.29)									

2007	TT	UT	AT	TFL	Scks	FF	FR	PBU	INT
*GT (9.1)	6	4	2	0.0-0	0.0-0	0	0-0	0	0-0
*at PSU (9.8)	1	1	0	0.0-0	0.0-0	0	0-0	0	0-0
*at UM (9.15)	1	1	0	0.0-0	0.0-0	0	0-0	0	0-0
*MSU (9.22)	1	1	0	0.0-0	0.0-0	0	0-0	0	0-0
*at PUR (9.29)	3	3	0	0.0-0	0.0-0	0	0-0	0	0-0
*at UCLA (10.6)	3	1	2	0.0-0	0.0-0	0	0-0	0	1-0
*BC (10.13)	4	2	2	0.0-0	0.0-0	0	0-0	0	0-0
*USC (10.20)	7	2	5	0.0-0	0.0-0	0	0-0	0	0-0
*Navy (11.3)	2	0	2	0.0-0	0.0-0	0	0-0	0	0-0
*AF (11.10)	2	1	1	0.0-0	0.0-0	0	0-0	0	0-0
*Duke (11.17)	1	0	1	0.0-0	0.0-0	0	0-0	0	0-0
*at STAN (11.25)	3	3	0	0.0-0	0.0-0	0	0-0	0	0-0

2006	TT	UT	AT	TFL	Scks	FF	FR	PBU	INT
at GT (9.2)	2	1	1	0.0-0	0.0-0	0	0-0	0	0-0
PSU (9.9)	1	1	0	0.0-0	0.0-0	0	0-0	0	0-0
UM (9.16)	2	1	1	0.0-0	0.0-0	0	0-0	0	0-0
*at MSU (9.23)	5	4	1	0.0-0	0.0-0	0	0-0	0	2-27
*PUR (9.30)	11	10	1	1.0-3	0.0-0	1	1-0	0	0-0
*STAN (10.7)	0	0	0	0.0-0	0.0-0	0	0-0	0	1-0
*UCLA (10.21)	6	4	2	0.0-0	0.0-0	0	0-0	0	1-0
*vs. Navy (10.28)	4	3	1	0.0-0	0.0-0	0	0-0	0	0-0
*UNC (11.4)	0	0	0	0.0-0	0.0-0	0	0-0	0	0-0
*at AF (11.11)	3	2	1	0.0-0	0.0-0	0	0-0	0	0-0
*Army (11.18)	0	0	0	0.0-0	0.0-0	0	0-0	0	0-0
*at USC (11.25)	3	3	0	0.0-0	0.0-0	0	0-0	1	0-0
*LSU (1.3)	3	1	2	0.5-6	0.5-6	0	0-0	0	0-0



43

Eric Maust

P

6-2, 177

Jr.

Alpharetta, Ga.

CAREER

Filled in at punter during the 2007 season and averaged a team-high 42.1 yards on 21 punts, landing nine inside the 20 with only one touchback ... enters the 2008 season as the starting punter for the Irish ... also one of the top pitchers for Notre Dame's baseball team and recorded a 6-3 record last season ... enrolled in the Mendoza College of Business, majoring in finance, and owns a 3.153 GPA.

2008

Syracuse: Recorded four punts for 172 yards (43.0 avg.) with two of the punts being downed inside the 20. **Navy:** Registered three punts on the day for 132 yards (44.0 avg.) with one downed inside the 20-yd line and one downed for a touchback in the win. **Boston College:** Recorded six punts for 219-yards (36.5 avg.) with his longest punt going for 42 yards. **Pittsburgh:** Had his first punt blocked, but racked up 152 yards on his last four punts of the day (38.0 avg.). **Washington:** Did not register a punt. **North Carolina:** Only punted once with a net of 35 yards. **Stanford:** Continues to be a special teams staple for the Irish, racking up 207 yards on five punts (41.4 avg.), two of which came to rest inside the 20-yard line. **Purdue:** Had another solid day, punting twice for 93 yards (46.5 average) with a long of 54 and having one downed inside the 20. **Michigan State:** Booted five punts for 204 yards (40.8 average) against the Spartans, getting two downed inside the 20. **Michigan:** Had a solid day punting the ball, booming six punts for 263 yards (43.8 average) with a long of 52 yards and two being downed inside the 20-yard line. **San Diego State:** Booted five punts on the day for 199 yards (39.8 per punt), two of which were downed inside the 20-yard line in the season opening win.


CAREER STATISTICS

Year	G-S	No	Yds	Avg	LG	TB	FC	I20	50+	Blkd
2008	11-0	41	1658	40.4	54	2	4	12	5	2
2007	6-0	21	884	42.1	53	1	6	9	2	1
Total	17-0	62	2542	41.0	54	3	10	21	7	3

CAREER GAME-BY-GAME

2008	No	Yds	Avg	LG	TB	FC	I20	50+	BLK
SDSU (9.1)	5	199	39.8	50	0	2	2	1	0
UM (9.8)	6	263	43.8	52	1	0	2	2	0
at MSU (9.15)	5	204	40.8	46	0	2	2	0	0
PUR (9.22)	2	93	46.5	54	0	0	1	1	0
STAN (9.29)	5	207	41.4	50	0	0	2	1	0
at UNC (10.6)	1	35	35.0	35	0	0	0	0	0
at UW (10.13)	0	0	00.0	0	0	0	0	0	0
PITT (10.20)	5	152	30.4	48	0	0	0	0	1
at BC (11.3)	6	219	36.5	42	0	0	0	0	1
vs. Navy (11.10)	3	132	44.0	47	1	0	1	0	0
SYR (11.17)	4	172	43.0	49	0	0	2	0	0
at USC (11.25)									

2007	No	Yds	Avg	LG	TB	FC	I20	50+	BLK
GT (9.1)									DNP
at PSU (9.8)	1	45	45.0	45	0	0	0	0	0
at UM (9.15)									DNP
MSU (9.22)	3	129	43.0	50	0	1	0	1	0
at PUR (9.29)	3	132	44.0	48	1	1	2	0	0
at UCLA (10.6)									DNP
BC (10.13)									DNP
USC (10.20)									DNP
Navy (11.3)									DNP
AF (11.10)	5	215	43.0	53	0	2	2	1	0
Duke (11.17)	5	205	41.0	48	0	2	2	0	0
at STAN (11.25)	4	158	39.5	46	0	0	3	0	1



28

Kyle McCarthy

S

6-1, 203

Sr.

Youngstown, Ohio

2008

Syracuse: Recorded seven tackles (three solo; four assists) and helped hold the Orange to just 147 passing yards on the day ... the start was the 12th of his career ... four tackles shy of becoming the first Notre Dame defensive back to ever reach 100 tackles in a single-season. **Navy:** Made his 11th career start and amassed five tackles (three solo; two assists) in the win over the Midshipmen. **Boston College:** Made his 10th career start and amassed eight tackles (five solo; three assists) while helping limit the Eagles to just 3-14 on third down conversions. **Pittsburgh:** Recorded a career high 15 tackles (seven solo; eight assists) and two tackles for loss in his ninth career start ... the double digit tackle performance is the fourth time he has eclipsed that mark this season. **Washington:** Recorded five tackles (three solo; two assists) ... the start was the eighth of his career. **North Carolina:** Made his seventh career start and tallied four tackles (all solo) in the loss to the Tar Heels. **Stanford:** Tied his career high tackle performance on the day in his sixth start of his career, racking up 14 tackles (7 solo; 7 assist). He also intercepted a pass (2nd of career) and tallied a tackle for loss in the win over the Cardinal. **Purdue:** Tallied five tackles (4 solo; assist) on the day and helped limit the Boilers to just 139 passing yards in the second half. The start was the fifth of his career. **Michigan State:** Continued to be a team leader in tackles, recording nine tackles (solo; eight assists) on the day in his fourth career start. **Michigan:** In his third career start, notched his second best game in tackles with 10 (seven solo, three assists) in the win. **San Diego State:** Amassed a team and career- high 14 tackles (10 solo, four assists) while also assisting on a tackle for loss in the season opening win.


CAREER STATISTICS

Year	G-S	Tackles				Fumbles				
		TT	UT	AT	TFL	Scks	FF	FR	PBU	INT
2008	11-11	96	54	42	3.5-12	0.0-0	0	0-0	0	1-2
2007	12-1	20	11	9	0.0-0	0.0-0	1	0-0	1	1-0
2006	13-0	9	6	3	0.0-0	0.0-0	0	0-0	0	0-0
2005					DNP					
Total	36-12	125	71	54	3.5-12	0.0-0	1	0-0	1	2-2

CAREER GAME-BY-GAME

2008	TT	UT	AT	TFL	Scks	FF	FR	PBU	INT
*SDSU (9.6)	14	10	4	0.5-0	0.0-0	0	0-0	0	0-0
*UM (9.13)	10	7	3	0.0-0	0.0-0	0	0-0	0	0-0
*at MSU (9.20)	9	1	8	0.0-0	0.0-0	0	0-0	0	0-0
*PUR (9.27)	5	4	1	0.0-0	0.0-0	0	0-0	0	0-0
*STAN (10.4)	14	7	7	1.0-2	0.0-0	0	0-0	0	1-2
*at UNC (10.11)	4	4	0	0.0-0	0.0-0	0	0-0	0	0-0
*at UW (10.25)	5	3	2	0.0-0	0.0-0	0	0-0	0	0-0
*PITT (11.1)	15	7	8	2.0-10	0.0-0	0	0-0	0	0-0
*at BC (11.8)	8	5	3	0.0-0	0.0-0	0	0-0	0	0-0
*vs. Navy (11.15)	5	3	2	0.0-0	0.0-0	0	0-0	0	0-0
*SYR (11.22)	7	3	4	0.0-0	0.0-0	0	0-0	0	0-0
at USC (11.29)									

2007	TT	UT	AT	TFL	Scks	FF	FR	PBU	INT
GT (9.1)	2	0	2	0.0-0	0.0-0	0	0-0	0	0
at PSU (9.8)	1	1	0	0.0-0	0.0-0	0	0-0	0	0
at UM (9.15)	1	0	1	0.0-0	0.0-0	0	0-0	0	0
MSU (9.22)	0	0	0	0.0-0	0.0-0	0	0-0	0	0
at PUR (9.29)	3	3	0	0.0-0	0.0-0	0	0-0	0	1
at UCLA (10.6)	1	0	1	0.0-0	0.0-0	0	0-0	0	0
BC (10.13)	1	1	0	0.0-0	0.0-0	0	0-0	0	0
USC (10.20)	3	2	1	0.0-0	0.0-0	0	0-0	0	0
*Navy (11.3)	7	3	4	0.0-0	0.0-0	0	0-0	0	0
AF (11.10)	0	0	0	0.0-0	0.0-0	0	0-0	0	0
Duke (11.17)	1	1	0	0.0-0	0.0-0	1	0-0	1	0
at STAN (11.25)	0	0	0	0.0-0	0.0-0	0	0-0	0	0



8
Raeshon McNeil
 DB
 6-0, 190
 Jr.
 Cooleemee, N.C.

2008

Syracuse: Made his 11th career start and recorded six tackles (two solo; four assists) as well as two pass break-ups. **Navy:** Made his 10th straight start and tallied two tackles (solo; assist) and helped hold Navy to just three passing completions on the day. **Boston College:** Turned in a solid performance, rolling up two tackles (both solo) and three pass break-ups in the loss. **Pittsburgh:** Recorded first interception of his career late in the first half to set up a score (recorded second INT of the day in the second half) ... also tallied three tackles (all solo) in his ninth career start. **Washington:** Recorded his eighth career start and recorded a pass break-up while helping limit the Huskies passing offense to just 3.9 yards per attempt. **North Carolina:** Made the seventh career start and made six tackles (five solo; assist) in the loss to the Tar Heels. **Stanford:** Had a solid day, making four tackles (three solo, assist) and helped limit the Cardinal to just 182 yards passing ... the start was the sixth of his career. **Purdue:** Making the fourth start of the season, he registered 3 tackles (2 solo; assist) and helped hold the Boilers to just 43% completion percentage in the second half. **Michigan State:** Racked up four tackles (solo; three assists) and a pass break-up while helping limit the Spartans to under 50% completion percentage on the day in his third start of the season. **Michigan:** Making the second start of the season, tallied three tackles (two solo, assist) and two pass break-ups (career high) in the win. **San Diego State:** Recorded a pass break up in his starting roll against the Aztecs ... start against San Diego State marked the second start of his career.

CAREER STATISTICS

Year	G-S	Tackles				TFL	Scks	Fumbles			INT
		TT	UT	AT	FF			FR	PBU		
2008	11-11	33	21	12	0.0-0	0.0-0	0	0-0	10	2-47	
2007	11-1	9	6	3	1.0-10	1.0-10	0	0-0	3	0-0	
2006	11-0	4	2	2	0.0-0	0.0-0	0	0-0	0	0-0	
Total	33-12	46	29	17	1.0-10	1.0-10	0	0-0	13	2-47	

CAREER GAME-BY-GAME

2008	TT	UT	AT	TFL	Scks	FF	FR	PBU	INT
*SDSU (9.6)	0	0	0	0.0-0	0.0-0	0	0-0	1	0-0
*UM (9.13)	3	2	1	0.0-0	0.0-0	0	0-0	2	0-0
*at MSU (9.20)	4	1	3	0.0-0	0.0-0	0	0-0	1	0-0
*PUR (9.27)	3	2	1	0.0-0	0.0-0	0	0-0	0	0-0
*STAN (10.4)	4	3	1	0.0-0	0.0-0	0	0-0	0	0-0
*at UNC (10.11)	6	5	1	0.0-0	0.0-0	0	0-0	0	0-0
*at UW (10.25)	0	0	0	0.0-0	0.0-0	0	0-0	1	0-0
*PITT (11.1)	3	3	0	0.0-0	0.0-0	0	0-0	0	2-47
*at BC (11.8)	2	2	0	0.0-0	0.0-0	0	0-0	3	0-0
*vs. Navy (11.15)	2	1	1	0.0-0	0.0-0	0	0-0	0	0-0
*SYR (11.22)	6	2	4	0.0-0	0.0-0	0	0-0	2	0-0
at USC (11.29)									



56
Kerry Neal
 OLB
 6-2, 246
 So.
 Bunn, N.C.

2008

Syracuse: Made his 11th career start and recorded career-high five tackles (all assists) on the day and also registered a quarterback hurry. **Navy:** Recorded a tackle (assist) and helped hold Navy to their lowest rushing total of the season (178 yards). **Boston College:** Recorded a tackle (solo) and help hold down the Eagles offense to the tune of 246 total yards on 63 plays (3.9 avg.). **Pittsburgh:** Made the start at OLB (10th career start) and racked up four tackles (two solo; two assists) as well as a sack in the loss. **Washington:** Made his fourth career start and recorded a tackle (solo). **Stanford:** Saw action in the linebacker rotation and registered a tackle (solo) and helped limit the Cardinal to just 29 rushing yards in the second half. **Purdue:** Made the start at OLB and tallied one tackle for a loss on the day. The start was the eighth of his career. **Michigan State:** Tallied a tackle (assist) on the day in a reserve roll in the first loss of the

season. **Michigan:** Made his seventh career start and notched three tackles (solo, two assists) as well as a half-tackle for loss in the win. **San Diego State:** Made three tackles (solo, two assists), assisted on a tackle for loss and recorded his first career interception in the win ... the start for Neal was the sixth of his career.

CAREER STATISTICS

Year	G-S	Tackles				TFL	Scks	Fumbles			INT
		TT	UT	AT	FF			FR	PBU		
2008	11-6	21	8	13	3.0-12	1.0-8	0	0-0	0	1-2	
2007	12-5	20	8	12	2.0-9	2.0-9	0	2-11	3	0-0	
Total	23-11	41	16	25	5.0-21	3.0-17	0	2-11	3	1-2	

CAREER GAME-BY-GAME

2008	TT	UT	AT	TFL	Scks	FF	FR	PBU	INT
*SDSU (9.6)	3	1	2	0.0-0	0.0-0	0	0-0	0	1-2
*UM (9.13)	3	1	2	0.5-1	0.0-0	0	0-0	0	0-0
at MSU (9.20)	1	0	1	0.0-0	0.0-0	0	0-0	0	0-0
*PUR (9.27)	1	1	0	1.0-2	0.0-0	0	0-0	0	0-0
STAN (10.4)	1	1	0	0.0-0	0.0-0	0	0-0	0	0-0
at UNC (10.11)	0	0	0	0.0-0	0.0-0	0	0-0	0	0-0
at UW (10.25)	1	1	0	0.0-0	0.0-0	0	0-0	0	0-0
*PITT (11.1)	4	2	2	1.0-8	1.0-8	0	0-0	0	0-0
at BC (11.8)	1	1	0	0.0-0	0.0-0	0	0-0	0	0-0
vs. Navy (11.15)	1	0	1	0.0-0	0.0-0	0	0-0	0	0-0
SYR (11.22)	6	0	6	0.0-0	0.0-0	0	0-0	0	0-0
at USC (11.29)									

2007	TT	UT	AT	TFL	Scks	FF	FR	PBU	INT
GT (9.1)	0	0	0	0.0-0	0.0-0	0	0-0	0	0
at PSU (9.8)	1	0	1	0.0-0	0.0-0	0	0-0	0	0
at UM (9.15)	0	0	0	0.0-0	0.0-0	0	0-0	1	0
MSU (9.22)	2	1	1	1.0-8	1.0-8	0	0-0	1	0
*at PUR (9.29)	0	0	0	0.0-0	0.0-0	0	0-0	0	0
*at UCLA (10.6)	3	3	0	0.0-0	0.0-0	0	1-11	0	0
*BC (10.13)	2	1	1	0.0-0	0.0-0	0	0-0	0	0
USC (10.20)	3	1	2	0.0-0	0.0-0	0	0-0	0	0
Navy (11.3)	0	0	0	0.0-0	0.0-0	0	0-0	0	0
AF (11.10)	3	0	3	0.0-0	0.0-0	0	1-0	0	0
*Duke (11.17)	3	1	2	0.0-0	0.0-0	0	0-0	0	0
*at STAN (11.25)	3	1	2	1.0-1	1.0-1	0	0-0	0	0



55
Eric Olsen
 OG
 6-5, 303
 Jr.
 Staten Island, N.Y.

2008

Syracuse: Made his 17th career start helped limit the Orange pass rush in the loss. **Navy:** Helped the offense find its legs by opening running lanes to the tune of 230 yards on 51 attempts (4.5 avg.) and only allowing one sack on the day. **Boston College:** Protected for a heavy Irish passing attack, as they aired it out 46 times on the day. **Pittsburgh:** Helped pass protect for an Irish attack that piled up 271 yards through the air. **Washington:** Helped the Irish compile 252 rush yards. **North Carolina:** Helped protect for an Irish attack which put up 472 total yards on offense against the Tar Heels. **Stanford:** Helped protect for the Irish air attack which put up 347 yards on the day. **Purdue:** Played a key role in helping the Irish amass 476 yards of total offense (201 rush, 275 receiving) on the day against the Boilermakers. **Michigan State:** Helped protect for a strong passing performance against the Spartans. **Michigan:** Helped the Irish rushing attack eclipse the 100-yard mark (113) for the second consecutive week ... made second start at LG on the season. **San Diego State:** Made his seventh career start, first season opening start at LG ... helped open holes and halt the defensive pass rush to the tune of 122 rushing yards and not allowing any sacks in season opening win.

CAREER STATISTICS

Year	G-GS	Time
2008	11-11	263:36
2007	11-6	171:45
2006	8-0	20:45
Total	30-17	456:06



82

Robby Parris
WR
6-3, 210
Jr.
Olmsted Falls, Ohio

2008

Syracuse: Did not see game action. **Navy:** Saw action in receiver rotation and reeled in a catch for nine yards on the day in the win. **Boston College:** Did not see game action. **Pittsburgh:** Saw action in the receiving rotation against the Panthers. **Washington:** Returned to action for the Irish, hauling in three catches for 19 yards. **North Carolina:** Did not play against the Tar Heels. **Stanford:** Saw limited minutes against the Cardinal. **Purdue:** Did not see game action. **Michigan State:** Saw most extensive game action to date on the short season, recording four catches for 22 yards, both season highs. **Michigan:** Recorded his first game action and first catch of the season (30th of career). **San Diego State:** Did not see game action in the season opener.

CAREER STATISTICS

Year	G-S	Receiving				
		Rec	Yds	Avg	TD	LG
2008	6-0	9	50	5.6	0	12
2007	12-4	29	361	12.4	1	35
2006	6-0	1	7	7.0	0	7
Total	24-4	39	418	10.7	1	35

CAREER GAME-BY-GAME

2008	Receiving				
	Rec	Yds	Avg	TD	LG
SDSU (9.6)			DNP		
UM (9.13)	1	0	0.0	0	0
at MSU (9.20)	4	22	5.5	0	12
PUR (9.27)			DNP		
STAN (10.4)	0	0	0.0	0	0
at UNC (10.11)			DNP		
at UW (10.25)	3	19	6.3	0	11
PITT (11.1)	0	0	0.0	0	0
at BC (11.8)			DNP		
vs. Navy (11.15)	1	9	9.0	0	9
SYR (11.22)			DNP		
at USC (11.29)					

2007	Receiving				
	Rec	Yds	Avg	TD	LG
GT (9.1)	3	30	10.0	0	12
at PSU (9.8)	1	35	35.0	0	35
*at UM (9.15)	1	7	7.0	0	7
MSU (9.22)	0	0	0.0	0	0
at PUR (9.29)	7	93	13.3	0	24
at UCLA (10.6)	3	13	4.3	0	8
*BC (10.13)	4	94	23.5	1	28
USC (10.20)	3	15	5.0	0	6
*Navy (11.3)	2	25	12.5	0	21
*AF (11.10)	5	49	9.8	0	26
Duke (11.17)	0	0	0.0	0	0
at STAN (11.25)	0	0	0.0	0	0



78

Trevor Robinson
OG
6-5, 301
Fr.
Elkhorn, Neb.

2008

Syracuse: Made his second career start and protected for a solid passing performance on the day. **Navy:** Made his first career start and helped set the tone with the running game, which racked up 251 yards on 51 carries (5.1 avg.) in the win. Has seen action in six games this season, including each of the last five games ... will look to make first career start this weekend against Boston College ... would become the fourth freshman to start a game for Notre Dame this season ... would also become only the fifth fresh-

man to start on the Irish offensive line at any point, joining an elite club that includes teammate Sam Young (the entire 2006 season), Ryan Harris (final eight games of 2003), Brad Williams (vs. Navy and Boston College in 1996) and Mike Rosenthal (vs. Ohio State, USC and Air Force in 1995).

CAREER STATISTICS

Year	G-S	Time
2008	8-2	115:12
Total	8-2	115:12



9

Kyle Rudolph
TE
6-6, 252
Fr.
Cincinnati, Ohio

2008

Syracuse: Made his 11th career start and recorded three catches for 29 yards (9.7 avg.) ... set a school record for single-season receiving yards by a freshman tight end. **Navy:** Made his 10th straight start and brought down a catch for eight yards in the win over the Midshipmen. **Boston College:** Brought in four passes for 29 yards on the day against the Eagles. **Pittsburgh:** Set new freshman record for catches by a tight end (16) in a single season hauled in two catches for 26 yards on the day, with a long of 21. **Washington:** Started his seventh consecutive contest at TE for the Irish. **North Carolina:** Recorded the sixth straight start to begin his Irish career ... brought down three catches for 30 yards with a long reception of 12 yards. **Stanford:** Recorded second consecutive week with a touchdown reception, to go along with setting career-highs in receptions (5) and yardage (70) against the Cardinal. **Purdue:** Set career-highs in receptions (3), receiving yards (32), longest catch (19), while also recording the first touchdown catch of career in win over the Boilermakers. **Michigan State:** Had best game of his short Irish career to date hauling in two catches for 29 yards, with a long of 18 against the Spartan secondary. **Michigan:** Notched the second start of career. **San Diego State:** Hauled in one catch for five yards in first start of career ... first freshman at Notre Dame to ever start at TE in a season opener.

CAREER STATISTICS

Year	G-S	Receiving				
		Rec	Yds	Avg	TD	LG
2008	11-11	24	258	10.8	2	24
Total	11-11	24	258	10.8	2	24

CAREER GAME-BY-GAME

2008	Receiving				
	Rec	Yds	Avg	TD	LG
*SDSU (9.6)	1	5	5.0	0	5
*UM (9.13)	0	0	0.0	0	0
*at MSU (9.20)	2	29	14.5	0	18
*PUR (9.27)	3	32	10.7	1	19
*STAN (10.4)	5	70	14.0	1	24
*at UNC (10.11)	3	30	10.0	0	12
*at UW (10.25)	0	0	0.0	0	0
*PITT (11.1)	2	26	13.0	0	21
*at BC (11.8)	4	29	7.3	0	8
*vs. Navy (11.15)	1	8	8.0	0	8
*SYR (11.22)	3	29	9.7	0	13
at USC (11.29)					



90

John Ryan
OLB
6-5, 264
Jr.
Westlake, Ohio

2008

Syracuse: Saw action in the defensive rotation and recorded a fumble recovery. **Navy:** Made his fifth start of the season and helped hold the Midshipmen to just 3.9 yards per carry and 1-13 on third down conversions in the win. **Boston College:** Recorded one tackle on the day (solo), his first since playing Stanford back on 10/4. **Pittsburgh:** Registered a tackle (solo) in the defensive rotation and helped hold the Eagles to under

250 yards of total offense. Saw action in the linebacker rotation and helped limit the Panthers to just 2.8-yards per carry in the first half. **Washington:** Did not see game action. **North Carolina:** Saw action in the defensive line rotation and helped limit the Tar Heels to 3.8 yards a carry in the loss. **Stanford:** Made fourth of the season and registered two tackles (both assists) and helped limit the Cardinal rushing attack to just a shade over two yards per carry in the second half. **Purdue:** Saw considerable amount of action in the linebacker rotation, registering a tackle (assist) and a quarterback hurry in the win over the Boilers. **Michigan State:** Tallied a tackle (assist) and a fumble recovery in the first loss of the season ... start was his third of the season and the 13th of his career. **Michigan:** Made his 12th career start and assisted on a tackle in the win. **San Diego State:** Tallied a tackle (solo), two pass break-ups and a quarterback hurry in the win.

CAREER STATISTICS

Year	G-S	Tackles				Fumbles				
		TT	UT	AT	TFL	Scks	FF	FR	PBU	INT
2008	10-5	7	2	5	0.0-0	0.0-0	0	2-0	2	0-0
2007	12-10	39	20	19	5.0-30	2.5-23	1	0-0	0	0-0
2006	10-0	4	2	2	1.0-2	0.0-0	0	0-0	0	0-0
Total	32-15	50	24	26	6.0-32	2.5-23	1	1-0	3	0-0

CAREER GAME-BY-GAME

2008	TT	UT	AT	TFL	Scks	FF	FR	PBU	INT
*SDSU (9.6)	1	1	0	0.0-0	0.0-0	0	0-0	2	0-0
*UM (9.13)	1	0	1	0.0-0	0.0-0	0	0-0	0	0-0
*at MSU (9.20)	1	0	1	0.0-0	0.0-0	0	1-0	0	0-0
*PUR (9.27)	1	0	1	0.0-0	0.0-0	0	0-0	0	0-0
*STAN (10.4)	2	0	2	0.0-0	0.0-0	0	0-0	0	0-0
at UNC (10.11)	0	0	0	0.0-0	0.0-0	0	0-0	0	0-0
at UW (10.25)				DNP					
PITT (11.1)	0	0	0	0.0-0	0.0-0	0	0-0	0	0-0
at BC (11.8)	1	1	0	0.0-0	0.0-0	0	0-0	0	0-0
*vs. Navy (11.15)	0	0	0	0.0-0	0.0-0	0	0-0	0	0-0
SYR (11.22)									
at USC (11.29)									

2007	TT	UT	AT	TFL	Scks	FF	FR	PBU	INT
*GT (9.1)	3	2	1	0.0-0	0.0-0	0	0-0	0	0-0
*at PSU (9.8)	4	0	4	1.0-3	0.5-3	0	0-0	0	0-0
*at UM (9.15)	7	6	1	1.0-6	0.0-0	0	0-0	0	0-0
*MSU (9.22)	0	0	0	0.0-0	0.0-0	0	0-0	0	0-0
*at PUR (9.29)	6	6	0	2.0-12	1.0-11	0	0-0	0	0-0
*at UCLA (10.6)	2	1	1	1.0-9	1.0-9	1	0-0	0	0-0
*BC (10.13)	4	1	3	0.0-0	0.0-0	0	0-0	0	0-0
*USC (10.20)	4	2	2	0.0-0	0.0-0	0	0-0	0	0-0
*Navy (11.3)	0	0	0	0.0-0	0.0-0	0	0-0	0	0-0
*AF (11.10)	5	2	3	0.0-0	0.0-0	0	0-0	0	0-0
Duke (11.17)	1	0	1	0.0-0	0.0-0	0	0-0	0	0-0
at STAN (11.25)	3	0	3	0.0-0	0.0-0	0	0-0	0	0-0



44
Asaph Schwapp
 FB
 6-0, 251
 Sr.
 Hartford, Conn.

2008

Syracuse: Made his 14th career start and was the main lead blocker for the Irish running attack. **Navy:** Made his 13th career start and helped open holes and gash the defense as a lead blocker for the trio of running backs that amassed 230 yards on 51 carries (4.5 avg.) in the win. **Boston College:** Was a more versatile player for the Irish as he hauled in one pass for 10 yards and rushed the ball once for two yards, while continuing to be a steady run blocker for the Irish backfield. **Pittsburgh:** Helped run pro-rect for an Irish attack that totaled 115 yards rushing on the day. **Washington:** Provided solid run blocking for the Irish as the team racked up 252 net yards. **North Carolina:** Saw limited minutes on offense but continued to be a stout run blocker for the Irish ground attack. **Stanford:** Helped Irish rushing attack average 3.1 yards per carry against the Cardinal. **Purdue:** Continued to open running lanes when called upon at fullback against the Boilermakers. **Michigan State:** Saw time as main run blocker for the Irish run attack. **Michigan:** Played in his 20th career game and made his seventh career start for Notre Dame. **San Diego State:** Started at FB.

CAREER STATISTICS

Year	G-S	Rushing					Receiving				
		Att	Yds	Avg	TD	LG	Rec	Yds	Avg	TD	LG
2008	11-4	1	2	2.0	0	2	1	10	10.0	0	10
2007	12-7	12	14	1.2	0	4	3	27	9.0	0	15
2006	2-2	4	15	3.8	0	6	0	0	0.0	0	0
2005	12-1	27	67	2.5	0	7	3	22	7.3	0	12
Total	37-14	44	98	2.2	0	7	7	59	8.4	0	15

CAREER GAME-BY-GAME

2008	Att	Yds	Avg	LG	TD	Rec	Yds	Avg	TD	LG
SDSU (9.6)	0	0	0.0	0	0	0	0	0.0	0	0
UM (9.13)	0	0	0.0	0	0	0	0	0.0	0	0
at MSU (9.20)	0	0	0.0	0	0	0	0	0.0	0	0
PUR (9.27)	0	0	0.0	0	0	0	0	0.0	0	0
STAN (10.4)	0	0	0.0	0	0	0	0	0.0	0	0
at UNC (10.11)	0	0	0.0	0	0	0	0	0.0	0	0
at UW (10.25)	0	0	0.0	0	0	0	0	0.0	0	0
PITT (11.1)	0	0	0.0	0	0	0	0	0.0	0	0
at BC (11.8)	1	2	2.0	2	0	1	10	10.0	0	10
vs. Navy (11.15)	0	0	0.0	0	0	0	0	0.0	0	0
*SYR (11.22)	0	0	0.0	0	0	0	0	0.0	0	0
at USC (11.29)										

2007	Att	Yds	Avg	LG	TD	Rec	Yds	Avg	TD	LG
*GT (9.1)	1	-1	-1.0	-1	0	0	0	0.0	0	0
*at PSU (9.8)	0	0	0.0	0	0	0	0	0.0	0	0
at UM (9.15)	0	0	0.0	0	0	0	0	0.0	0	0
*MSU (9.22)	1	0	0.0	0	0	0	0	0.0	0	0
*at PUR (9.29)	0	0	0.0	0	0	1	5	5.0	0	5
*at UCLA (10.6)	1	2	2.0	2	0	0	0	0.0	0	0
BC (10.13)	1	4	4.0	4	0	2	22	11.0	0	15
*USC (10.20)	1	1	1.0	1	0	0	0	0.0	0	0
Navy (11.3)	1	4	4.0	4	0	0	0	0.0	0	0
AF (11.10)	3	1	0.3	2	0	0	0	0.0	0	0
Duke (11.17)	0	0	0.0	0	0	0	0	0.0	0	0
*at STAN (11.25)	3	3	1.0	3	0	0	0	0.0	0	0

2005	Att	Yds	Avg	LG	TD	Rec	Yds	Avg	TD	LG
at Pitt (9.3)	2	6	3.0	0	0	0	0	0.0	0	6
at UM (9.10)	2	8	4.0	0	0	0	0	0.0	0	4
MSU (9.17)	5	-1	-0.2	0	0	0	0	0.0	0	2
at WU (9.24)	0	0	0.0	0	0	0	0	0.0	0	0
at PUR (10.1)	0	0	0.0	0	0	0	0	0.0	0	0
*USC (10.15)	0	0	0.0	0	0	1	1	1.0	0	1
BYU (10.22)	8	27	3.4	6	0	0	0	0.0	0	0
UT (11.5)	3	0	0.0	1	0	0	0	0.0	0	0
Navy (11.12)	3	13	4.3	7	0	2	21	10.5	0	12
*Cuse (11.19)	0	0	0.0	0	0	0	0	0.0	0	0
at STAN (11.26)	2	10	5.0	5	0	0	0	0.0	0	0
OSU (1.2)	2	4	2.0	2	0	0	0	0.0	0	0



13
Evan Sharpley
 QB
 6-2, 215
 Sr.
 Marshall, Mich.

2008

Syracuse: Did not see game action. **Navy:** Saw action in a reserve roll and attempted a pass in the win over the Midshipmen. **Boston College:** Did not see game action. **Washington:** Saw first action of the season in the fourth quarter against the Huskies, going 1-2 for 6 yards ... also rushed the ball once for a gain of 1 yard.

CAREER STATISTICS

Year	G-S	Passing					Rushing				
		Com	Att	INT	Pct	Yds	TD	Att	Yds	Avg	TD
2008	2-0	1	3	0	50.0	6	0	1	1	1.0	0
2007	8-2	77	140	3	55.0	736	5	38	-95	-2.5	0
2006	8-0	1	2	0	50.0	7	0	2	0	0.0	0
2005						DNP					
Total	18-2	79	145	3	55.0	743	5	40	-95	-2.4	0



49

Toryan Smith
ILB
6-1, 244
Jr.
Rome, Ga.

2008

Syracuse: Made his third career start (first of the season) and recorded three tackles (all assists) and recovered a fumble. **Navy:** Filled in for Brian Smith and had a career day, racking up 10 tackles (seven solo; three assists) and returned a blocked punt for a touchdown in the win over the Midshipmen. **Boston College:** Saw action on special teams and in the defensive rotation and helped limit the Eagles to just 3.9-yards per play on the night. **Pittsburgh:** Saw action on special teams and defense helping limit the Panthers to just 71 yards in the first half (2.9-yards per play). **Washington:** Saw action in the linebacker rotation and recorded a tackle (solo) and helped shut down the Huskies rushing attack to the tune of 26-yards on 23 carries. **North Carolina:** Saw action on special teams and in the linebacker rotation and registered a tackle (solo) in the loss. **Stanford:** Did not see game action. **Purdue:** Saw action in the defensive rotation and on special teams helping shut down the Boilers return game, holding them to just 14 yards a return on kickoffs. **Michigan State:** Did not see game action. **Michigan:** Saw game action but did not register a tackle. **San Diego State:** Did not see any playing time.

CAREER STATISTICS

Year	G-S	Tackles				Fumbles					
		TT	UT	AT	TFL	Scks	FF	FR	PBU	INT	
2008	8-1	15	9	6	0.0-0	0.0-0	0	1-8	0	0-0	
2007	11-2	14	5	9	0.5-1	0.0-0	0	0-0	0	0-0	
2006	9-0	9	6	3	0.0-0	0.0-0	0	0-0	0	0-0	
Total	28-3	38	20	18	0.5-1	0.0-0	0	1-8	0	0-0	

CAREER GAME-BY-GAME

2008	TT	UT	AT	TFL	Scks	FF	FR	PBU	INT
SDSU (9.6)					DNP				
UM (9.13)	0	0	0	0.0-0	0.0-0	0	0-0	0	0-0
at MSU (9.20)					DNP				
PUR (9.27)	0	0	0	0.0-0	0.0-0	0	0-0	0	0-0
STAN (10.4)					DNP				
at UNC (10.11)	1	1	0	0.0-0	0.0-0	0	0-0	0	0-0
at UW (10.25)	1	1	0	0.0-0	0.0-0	0	0-0	0	0-0
PITT (11.1)	0	0	0	0.0-0	0.0-0	0	0-0	0	0-0
at BC (11.8)	0	0	0	0.0-0	0.0-0	0	0-0	0	0-0
vs. Navy (11.15)	10	7	3	0.0-0	0.0-0	0	0-0	0	0-0
*SYR (11.22)	3	0	3	0.0-0	0.0-0	0	1-8	0	0-0
at USC (11.29)									

2007	TT	UT	AT	TFL	Scks	FF	FR	PBU	INT
GT (9.1)	1	0	1	0.0-0	0.0-0	0	0-0	0	0-0
*at PSU (9.8)	2	1	1	0.0-0	0.0-0	0	0-0	0	0-0
at UM (9.15)	0	0	0	0.0-0	0.0-0	0	0-0	0	0-0
MSU (9.22)	4	2	2	0.0-0	0.0-0	0	0-0	0	0-0
at PUR (9.29)	0	0	0	0.0-0	0.0-0	0	0-0	0	0-0
*at UCLA (10.6)	3	2	1	0.5-1	0.0-0	0	0-0	0	0-0
BC (10.13)	3	0	3	0.0-0	0.0-0	0	0-0	0	0-0
USC (10.20)	0	0	0	0.0-0	0.0-0	0	0-0	0	0-0
Navy (11.3)					DNP				
AF (11.10)	0	0	0	0.0-0	0.0-0	0	0-0	0	0-0
Duke (11.17)	0	0	0	0.0-0	0.0-0	0	0-0	0	0-0
at STAN (11.25)	1	0	1	0.0-0	0.0-0	0	0-0	0	0-0



59

Chris Stewart
OG
6-5, 337
Jr.
Spring, Texas


2008

Syracuse: Did not play due to knee injury. **Navy:** Did not play due to knee injury. **Boston College:** Did not play for the Irish as he recuperates from a knee injury. **Pittsburgh:**

Helped the Irish offense continue to roll offensively, as they piled up 386 yards of offense against the Panthers. **Washington:** Started seventh straight game of the season at RG, helping the Irish amass 459 total offensive yards. **North Carolina:** Started at RG for sixth straight game of the season, helping block for an Irish attack which put up 383 yards through the air. **Stanford:** Provided great pass support, allowing the Irish aerial attack to compile 347 yards against the Cardinal secondary. **Purdue:** Was a spark plug for the Irish offensive line, allowing the Irish to rush for over 200 yards on the day against the Boiler-makers. **Michigan State:** Made third consecutive start at right guard despite minor leg injury. **Michigan:** Started second consecutive game of season before leaving with a minor ankle injury in the second half. **San Diego State:** Earned his first career start against the Aztecs at RG ... helped the offense rush for 122 yards while allowing zero sacks in season opening win.

CAREER STATISTICS

Year	G-GS	Time
2008	8-8	215:46
2007	6-0	46:44
2006	DNP	
Total	14-8	262:30



23

Golden Tate
WR
5-11, 195
So.
Hendersonville, Tenn.

2008

Syracuse: Had a huge day, hauling in seven balls for a game high 146 yards (20.9 avg.) and two touchdowns, with his longest catch being 40 yards ... also returned four kickoffs for 72 yards (18.0 avg.) and had a carry for five yards in the loss ... had three receptions for over 30 yards. **Navy:** Made seventh start of the season and tallied a rush for three yards, six punt returns for 50 yards (8.3 avg.) and two kick returns for 38 yards (19.0 avg.) in the win. **Boston College:** Tallied 199 all-purpose yards (66 receiving, 89 KR and 44 PR) for the Irish. **Pittsburgh:** Recorded 201 all-purpose yards on the day (111 receiving, 91 KR and -1 PR), as well as hauling in his fifth receiving touchdown of the year and sixth touchdown of the season overall. **Washington:** Registered fifth touchdown of the season on a 21-yard end around ... recorded 11 yards rushing, 47 yards receiving and 14 punt return yards. **North Carolina:** Had most complete all-purpose day of Irish career totaling 213 all-purpose yards (121 rec, 92 ret.) ... his 121 yards receiving marks the second time on the season he has broken the 100-yard barrier ... hauled in his fourth touchdown catch of the season. **Stanford:** Recorded three catches for 30 yards as well as recording a kickoff return for 18 yards against the Cardinal. **Purdue:** Recorded first start of the season and third of his career. Caught his third touchdown pass on the season to go along with 5 catches for 64 yards on the day. **Michigan State:** Had another big day for the Irish recording 107 all-purpose yards (24 rush, 83 receiving) on the day against the Spartans. **Michigan:** Set new career-high for receiving yards in a game by hauling in four catches for 127 yards and a touchdown, including catches of 48 and 60 yards ... the 48-yard touchdown reception is the longest of career to date. **San Diego State:** Hauled in a career-high six catches for 93 yards and a touchdown (second of career) in season opener ... his six catches doubles his receptions for his career and his touchdown (38 yards) is the second longest TD catch of his career.

CAREER STATISTICS

Year	G-S	Receiving				Rushing					
		Rec	Yds	Avg	TD	LG	Att	Yds	Avg	TD	LG
2008	11-7	50	888	17.8	7	60	5	37	7.4	1	24
2007	12-2	6	131	21.8	1	43	1	4	4.0	0	4
Total	23-9	56	1019	18.2	8	60	6	41	6.8	1	24

Year	Ret	Kick Return				All-Purpose				
		Yds	Avg	TD	LG	Rush	Rec	PR	KR	Avg/G
2008	24	486	20.2	0	30	37	888	107	486	138.0
2007	15	326	21.7	0	40	4	134	0	326	38.7
Total	39	812	20.8	0	40	41	1019	107	812	86.0

CAREER GAME-BY-GAME

2008	Receiving					Returns				
	Rec	Yds	Avg	TD	LG	Att	Yds	Avg	LG	TD
SDSU (9.6)	6	93	15.5	1	38	1	28	28.0	28	0
UM (9.13)	4	127	31.8	1	60	3	58	19.3	27	0
at MSU (9.20)	5	83	16.6	0	30	0	0	0.0	0	0
*PUR (9.27)	5	64	12.8	1	38	0	0	0.0	0	0
*STAN (10.4)	3	30	10.0	0	19	1	18	18.0	18	0
*at UNC (10.11)	5	121	24.2	1	47	4	92	23.0	29	0
*at UW (10.25)	3	47	15.7	0	33	3	14	4.7	10	0
*PITT (11.1)	6	111	18.5	1	47	6	90	15.0	27	0

*at BC (11.8)	6	66	11.0	0	18	7	133	19.0	42	0
vs. Navy (11.15)	0	0	0.0	0	0	8	88	11.0	24	0
*SYR (11.22)	7	146	20.9	2	40	4	72	18.0	30	0
at USC (11.29)										

2007	Receiving					Returns				
	Rec	Yds	Avg	TD	LG	Att	Yds	Avg	LG	TD
GT (9.1)	0	0	0.0	0	0	1	20	20.0	20	0
at PSU (9.8)	0	0	0.0	0	0	1	34	34.0	34	0
at UM (9.15)	0	0	0.0	0	0	5	133	26.6	40	0
MSU (9.22)	0	0	0.0	0	0	3	62	20.7	27	0
at PUR (9.29)	3	104	34.7	1	43	1	14	14.0	14	0
*at UCLA (10.6)	1	0	0.0	0	0	0	0	0.0	0	0
BC (10.13)	0	0	0.0	0	0	1	18	18.0	18	0
*USC (10.20)	1	22	22.0	0	22	0	0	0.0	0	0
Navy (11.3)	0	0	0.0	0	0	1	16	16.0	16	0
AF (11.10)	0	0	0.0	0	0	0	0	0.0	0	0
Duke (11.17)	0	0	0.0	0	0	0	0	0.0	0	0
at STAN (11.25)	1	5	5.0	0	5	2	29	14.5	16	0



77

Michael Turkovich
OG
6-6, 305
Sr.
Bedford, Pa.

2008

Syracuse: Made his 23rd career start and helped hold off the Orange pass rush for a solid passing game for the Irish. **Navy:** Continued his solid play in his 21st career start at LT helping the running game total 230 yards and 4.5 yards per carry in the win. **Boston College:** Was steady in pass protection as the Irish completed 26-46 for 226 yards against the Eagles. **Pittsburgh:** Started 20th consecutive game on the Irish offensive front, helping pave the way for 115 net yards rushing. **Washington:** Paved the way for a dominant rushing attack against the Huskies as the Irish piled up 252 net yards. **North Carolina:** Made sixth consecutive start at left tackle for the Irish, helping the Irish amass 472 total offensive yards on the day. **Stanford:** Helped protect for the Irish attack which produced 430 net yards on the day. **Purdue:** Tallied 16th consecutive start of his career, good for fourth longest active stack on the Irish, helping the Irish passing game throw for 275 yards on the day. **Michigan State:** Registered 15th consecutive start on the offensive line for the Irish. **Michigan:** Continued steady play at the LT position, helping the Irish rushing attack gain 113 yards on the ground while also keeping the quarterback on his feet in another zero sack performance. **San Diego State:** Made his first career start at LT (13th career start; 12 previous at LG) in season opening win ... helped the offense rush for 122 yards while allowing zero sacks.

CAREER STATISTICS

Year	G-GS	Time
2008	11-11	287:34
2007	12-12	303:57
2006	9-0	23:03
2005	7-0	23:45
Total	39-23	638:19



14

Brandon Walker
PK
6-3, 202
So.
Findlay, Ohio

2008

Syracuse: Had a solid day for the Irish, converting on 3-of-6 field goals (long of 45) and staying perfect on the season in extra points, going 2-of-2. **Navy:** Was perfect on the day, converting all his extra point opportunities (3-3) and both of his field goal chances (28 yards and 36 yards). **Boston College:** Did not register a kick. **Pittsburgh:** Had best day of career, staying perfect on extra point chances (3-3) and converting a gametying 48-yard field goal in the second overtime to extend the game (4-of-5 on the day). **Washington:** Went 3-for-3 on extra points and 2-for-2 on FGs including a 42-yarder in the win. **North Carolina:** Remained steady with extra points going 3-of-3 on the day

and also converted a field goal of 42-yards in the loss. **Stanford:** Converted on 4-of-4 extra points on the day, while missing on two field goal attempts of 41 and 46 yards. **Purdue:** Stayed strong on the season with extra points going a perfect five-for-five and was one-for-two on FG attempts, converting a 41-yarder in the fourth quarter. **Michigan State:** Converted lone extra point chance, while missing from FGs 51 and 41 yards. **Michigan:** Went a perfect five-of-five in point after attempts, moving his career mark to 30-of-31. **San Diego State:** Went three-of-three on PATs ... missed wide right from 47 yards out (would have been the second longest FG of his career) in the first quarter, bringing his career field goal total to 6-of-13.

CAREER STATISTICS

Year	Field Goals				XP		Kickoffs			
	G-S	M-A	Pct	LG	M-A	Pct	Att	Yds	Avg	TB
2008	10-0	13-23	.565	48	32-32	1.000	0	0	0.0	0
2007	11-0	6-12	.500	48	22-23	.957	13	733	56.4	0
Total	21-0	19-35	.542	48	51-52	.980	13	733	56.4	0

CAREER GAME-BY-GAME

2008	FGA	FGM	LG	XPA	XPM	Points
SDSU (9.1)	1	0	0	3	3	3
UM (9.8)	0	0	0	5	5	5
at MSU (9.15)	2	0	0	1	1	1
PUR (9.22)	2	1	41	5	5	8
STAN (9.29)	2	0	0	4	4	4
at UNC (10.6)	1	1	42	3	3	6
at UW (10.13)	2	2	42	3	3	9
PITT (10.20)	4	5	48	3	3	15
at BC (11.3)	0	0	0	0	0	0
vs. Navy (11.10)	2	2	36	3	3	9
SYR (11.17)	6	3	45	2	2	11
at USC (11.25)						

2007	FGA	FGM	LG	XPA	XPM	Points
GT (9.1)	1	1	24	0	0	3
at PSU (9.8)	1	1	22	1	1	4
at UM (9.15)	0	0	0	0	0	0
MSU (9.22)	0	0	0	2	2	2
at PUR (9.29)	0	1	0	0	1	0
at UCLA (10.6)	2	2	48	2	2	8
BC (10.13)	0	1	0	2	2	2
USC (10.20)	0	1	0	0	0	0
Navy (11.3)	1	2	26	5	5	8
AF (11.10)	1	1	28	3	3	6
Duke (11.17)	0	1	0	4	4	4
at STAN (11.25)	0	1	0	3	3	3



51

Dan Wenger
OG
6-4, 302
Jr.
Coral Springs, Fla.

2008

Syracuse: Made his 16th career start and helped block for a solid passing performance. **Navy:** Made his 15th career start and helped the running game to 4.5 yards per rush and limited the Navy pass rush to just one sack on the day. **Boston College:** Protected for an Irish attack which piled up 292 offensive yards against the Eagles. **Pittsburgh:** Helped the Irish offense register 271 yards through the air against the Panthers. **Washington:** Helped the Irish pile up 459 total yards in the contest. **North Carolina:** Helped execute the offense well with his shotgun snaps at center for the Irish. **Stanford:** Helped pass protect for the Irish, on their way to racking up 347 yards through the air against the Cardinal. **Purdue:** Helped open up massive holes for the Irish rushing attack, which piled up 201 yards on the day. **Michigan State:** Continued steady play at the center position against the Spartans in a tough loss. **Michigan:** Started second consecutive game for Irish at center, captaining the line to another zero sack performance, the second consecutive game with no sacks allowed. **San Diego State:** Made his sixth career start for the Irish and fist career season opening game start at center ... helped the offense rush for 122 yards while holding the Aztecs to zero sacks on the day.

CAREER STATISTICS

Year	G-GS	Time
2008	11-11	269:13
2007	8-5	154:35
2006	DNP	
Total	19-16	429:48



19

George West, Jr.
WR
5-10, 196
Jr.
Spencer, Okla.

2008

Syracuse: Did not see game action with injury. **Navy:** Did not see game action. **Pittsburgh:** Did not see game action. **Washington:** Racked up 39 all-purpose yards (33 return, 6 receiving) ... added a career-high tying 33 yard kick return. **North Carolina:** Saw time on the special teams unit for the Irish against the Tar Heels. **Stanford:** Saw action in kick return sets against the Cardinal. **Purdue:** Saw action on special teams. **Michigan State:** Did not record any time against the Spartans. **Michigan:** Saw the field for the first time in the 2008 campaign on special teams, recording a 3-yard punt return for the Irish. **San Diego State:** Did not play.

CAREER STATISTICS

Year	G-S	Receiving				Rushing				LG
		Rec	Yds	Avg	TD	Att	Yds	Avg	TD	
2008	5-0	1	6	6.0	0	6	0	0.0	0	0
2007	12-7	21	172	8.2	0	20	0	0.0	0	0
2006	13-0	2	14	7.0	0	9	1	11.0	1	11
Total	30-7	24	192	8.0	0	20	1	11.0	1	11

Year	Ret	Kick Return			LG	Punt Return			LG	
		Yds	Avg	TD		Ret	Yds	Avg		
2008	1	33	33.0	0	33	1	3	3.0	0	3
2007	1	22	22.0	0	22	0	0	0.0	0	0
2006	12	251	26.0	0	33	4	20	5.0	0	10
Total	14	306	21.9	0	33	5	23	4.6	0	10

CAREER GAME-BY-GAME

2008	Receiving	Rec	Yds	Avg	TD	LG
UM (9.13)	0	0	0.0	0	0	
at MSU (9.20)	DNP					
PUR (9.27)	0	0	0.0	0	0	
STAN (10.4)	0	0	0.0	0	0	
at UNC (10.11)	0	0	0.0	0	0	
at UW (10.25)	1	6	6.0	0	6	
PITT (11.1)	DNP					
at BC (11.8)	DNP					
vs. Navy (11.15)	DNP					
SYR (11.22)	DNP					
at USC (11.29)						

2007	Receiving	Rec	Yds	Avg	TD	LG
*at PSU (9.8)	2	9	4.5	0	5	
*at UM (9.15)	2	23	11.5	0	14	
*MSU (9.22)	3	25	8.3	0	14	
*at PUR (9.29)	4	37	9.3	0	15	
at UCLA (10.6)	0	0	0.0	0	0	
*BC (10.13)	1	3	3.0	0	3	
USC (10.20)	1	6	6.0	0	6	
*Navy (11.3)	0	0	0.0	0	0	
AF (11.10)	1	5	5.0	0	5	
Duke (11.17)	4	24	6.0	0	8	
at STAN (11.25)	1	11	11.0	0	11	



95

Ian Williams
NT
6-2, 310
So.
Altamonte Springs, Fla.

2008

Syracuse: Led the team in tackles, amassing eight (all assists) on the day while also helping halt the Orange running game in the first half to the tune of just 51 yards on 17 carries ... the start was the eighth of his career. **Navy:** Had another huge game against the Midshipmen amassing seven tackles (four solo; three assist) and helping hold Navy to just 1 third-down conversion on the day. The start was the seventh of his career. **Boston College:** Recorded a tackle (solo) on the night and helped limit the Eagles to just 3-14 on third down conversions. **Pittsburgh:** Anchored the Irish defense, earning his sixth career start and amassing six tackles (five solo; assist) and two tackles for loss against the Panthers. **Washington:** Saw action in the defensive line rotation and recorded two tackles (solo; assist) and helped limit the Huskies to just 1.1-yards per carry in the win. **North Carolina:** Amassed three tackles (all solo) on the day in his fifth career start, and helped limit the Tar Heels to 121 yards rushing. **Stanford:** Made his fourth career start and tallied a tackle (assist) on the day, while helping limit the Cardinal to just 2.7-yards per carry in the second half. **Purdue:** Saw a large amount of action on the defensive line rotation, registering a tackle (solo) on the day in the win over the Boilers. **Michigan State:** Made third career start and recorded a season high six tackles (solo, five assists) in the loss to the Spartans. **Michigan:** Saw a large amount of action in the defensive line rotation and recorded his first tackle (solo) of the season. **San Diego State:** Did not see as much game action in the win only because of the Irish playing so much nickel defense ... helped limit the Aztecs rushing attack to 71 yards on the day.

CAREER STATISTICS

Year	G-S	Tackles				TFL	Fumbles			
		TT	UT	AT	Scks		FF	FR	PBU	INT
2008	11-6	37	16	21	2.0-5	0.0-0	0	0-0	0	0-0
2007	12-2	45	19	26	1.5-3	0.0-0	0	0-0	0	0-0
Total	23-8	82	35	47	3.5-8	0.0-0	0	0-0	0	0-0

CAREER GAME-BY-GAME

2008	TT	UT	AT	TFL	Scks	FF	FR	PBU	INT
UM (9.13)	1	0	1	0.0-0	0.0-0	0	0-0	0	0-0
*at MSU (9.20)	6	1	5	0.0-0	0.0-0	0	0-0	0	0-0
PUR (9.27)	1	1	0	0.0-0	0.0-0	0	0-0	0	0-0
*STAN (10.4)	1	0	1	0.0-0	0.0-0	0	0-0	0	0-0
*at UNC (10.11)	3	3	0	0.0-0	0.0-0	0	0-0	0	0-0
at UW (10.25)	2	1	1	0.0-0	0.0-0	0	0-0	0	0-0
*PITT (11.1)	6	5	1	2.0-5	0.0-0	0	0-0	0	0-0
at BC (11.8)	1	1	0	0.0-0	0.0-0	0	0-0	0	0-0
*vs. Navy (11.15)	4	3	0	0.0-0	0.0-0	0	0-0	0	0-0
*SYR (11.22)	8	0	8	0.0-0	0.0-0	0	0-0	0	0-0
at USC (11.29)									

2007	TT	UT	AT	TFL	Scks	FF	FR	PBU	INT
at PSU (9.8)	3	1	2	0.5-1	0.0-0	0	0-0	0	0-0
at UM (9.15)	4	4	0	0.0-0	0.0-0	0	0-0	0	0-0
MSU (9.22)	4	1	3	0.0-0	0.0-0	0	0-0	0	0-0
at PUR (9.29)	1	0	1	0.0-0	0.0-0	0	0-0	0	0-0
at UCLA (10.6)	1	1	0	0.0-0	0.0-0	0	0-0	0	0-0
BC (10.13)	3	3	0	0.0-0	0.0-0	0	0-0	0	0-0
USC (10.20)	0	0	0	0.0-0	0.0-0	0	0-0	0	0-0
Navy (11.3)	11	2	9	0.0-0	0.0-0	0	0-0	0	0-0
AF (11.10)	6	2	4	1.0-2	0.0-0	0	0-0	0	0-0
*Duke (11.17)	3	0	3	0.0-0	0.0-0	0	0-0	0	0-0
*at STAN (11.25)	6	3	3	0.0-0	0.0-0	0	0-0	0	0-0



74

Sam Young

OT

6-8, 330

Jr.

Coral Springs, Fla.

2008

Syracuse: Made his 36th career start and helped block for a solid passing performance.

Navy: Helped open holes and halt the Midshipmen pass rush to the tune of just one sack and 230 rushing yards on 51 attempts (4.5 avg.) **Boston College:** Was stead in pass protection as the Irish completed 56.5% of their passes against the Eagles secondary.

Pittsburgh: Started 33rd consecutive game since arriving at Notre Dame, helping the Irish amass 386 yards of total offense against the Panthers. **Washington:** Opened up holes all day long against the Huskies, helping the Irish compile 459 total offensive yards.

North Carolina: Started 31st consecutive game for the Irish offensive line, helping the pass protect for the aerial barrage that saw the Irish amass 383 yards passing on the day. **Stanford:** Captained the offensive line, allowing for the Irish offense to pile up 430 yards of offense on the day.

Purdue: Helped steady the offensive line, allowing the Irish offense to strike for 201 rushing yards and 275 yards through the air. **Michigan State:** Had solid day of pass protection helping the Irish pass for 242 yards on the day.

Michigan: Continued consecutive games started streak, recording his 27th of career and helped pave the way for another 100-yard rushing performance (113 yards). **San Diego State:** Made his 26th consecutive and career start for Notre Dame (second longest active streak) while pacing the offensive line to help the Irish rush for 122 yards and allowing zero sacks in the season opening win.

CAREER STATISTICS

Year	G-GS	Time
2008	11-11	290:50
2007	12-12	310:08
2006	13-13	289:17
Total	36-36	890:15

The Automated ScoreBook
Notre Dame Game Results (as of Nov 22, 2008)
All games

Date	Opponent		Score	Overall	Conference	Time	Attend
Sep 06, 2008	SAN DIEGO STATE	W	21-13	1-0	0-0	-	80795
Sep 13, 2008	MICHIGAN	W	35-17	2-0	0-0	3:03	80795
Sep 20, 2008	at Michigan State	L	7-23	2-1	0-0	3:13	76366
Sep 27, 2008	PURDUE	W	38-21	3-1	0-0	3:21	80795
Oct 04, 2008	STANFORD	W	28-21	4-1	0-0	3:23	80795
Oct 11, 2008	at #22 North Carolina	L	24-29	4-2	0-0	3:35	60500
Oct 25, 2008	at Washington	W	33-7	5-2	0-0	2:59	70437
Nov 01, 2008	PITTSBURGH	Lo	33-36	5-3	0-0	4:01	80795
Nov 08, 2008	at Boston College	L	0-17	5-4	0-0	3:05	44500
Nov 15, 2008	vs Navy	W	27-21	6-4	0-0	3:25	70932
Nov 22, 2008	SYRACUSE	L	23-24	6-5	0-0	3:21	80795

The Automated ScoreBook
Notre Dame Overall Team Statistics (as of Nov 22, 2008)
All games

Team Statistics	ND	OPP
SCORING	269	229
Points Per Game	24.5	20.8
FIRST DOWNS	223	188
Rushing	82	80
Passing	118	93
Penalty	23	15
RUSHING YARDAGE	1311	1537
Yards gained rushing	1568	1779
Yards lost rushing	257	242
Rushing Attempts	375	378
Average Per Rush	3.5	4.1
Average Per Game	119.2	139.7
TDs Rushing	10	15
PASSING YARDAGE	2736	1944
Att-Comp-Int	397-236-15	345-177-10
Average Per Pass	6.9	5.6
Average Per Catch	11.6	11.0
Average Per Game	248.7	176.7
TDs Passing	20	10
TOTAL OFFENSE	4047	3481
Total Plays	772	723
Average Per Play	5.2	4.8
Average Per Game	367.9	316.5
KICK RETURNS: #-Yards	46-918	50-819
PUNT RETURNS: #-Yards	24-227	21-147
INT RETURNS: #-Yards	10-178	15-132
KICK RETURN AVERAGE	20.0	16.4
PUNT RETURN AVERAGE	9.5	7.0
INT RETURN AVERAGE	17.8	8.8
FUMBLES-LOST	20-10	14-10
PENALTIES-Yards	63-567	79-685
Average Per Game	51.5	62.3
PUNTS-Yards	43-1676	64-2423
Average Per Punt	39.0	37.9
Net punt average	34.6	33.4
TIME OF POSSESSION/Game	31:37	28:23
3RD-DOWN Conversions	57/155	49/150
3rd-Down Pct	37%	33%
4TH-DOWN Conversions	10/28	5/12
4th-Down Pct	36%	42%
SACKS BY-Yards	16-125	16-148
MISC YARDS	0	0
TOUCHDOWNS SCORED	33	27
FIELD GOALS-ATTEMPTS	13-23	14-20
ON-SIDE KICKS	0-0	2-2
RED-ZONE SCORES	27-40 68%	30-37 81%
RED-ZONE TOUCHDOWNS	19-40 47%	19-37 51%
PAT-ATTEMPTS	32-33 97%	25-26 96%
ATTENDANCE	484770	251803
Games/Avg Per Game	6/80795	4/62951
Neutral Site Games		1/70932

Score by Quarters	1st	2nd	3rd	4th	oT	Total
Notre Dame	62	82	69	47	9	269
Opponents	29	65	43	80	12	229

The Automated ScoreBook
Notre Dame Overall Individual Statistics (as of Nov 22, 2008)
All games

Rushing	gp	att	gain	loss	net	avg	td	lg	avg/g
ALLEN, Armando	11	126	596	27	569	4.5	3	21	51.7
HUGHES, Robert	10	90	336	16	320	3.6	3	18	32.0
ALDRIDGE, James	10	78	319	20	299	3.8	3	19	29.9
GRAY, Jonas	6	16	82	5	77	4.8	0	19	12.8
SMITH, Harrison	11	2	58	0	58	29.0	0	35	5.3
TATE, Golden	11	5	50	13	37	7.4	1	24	3.4
GRIMES, David	9	2	15	0	15	7.5	0	10	1.7
SCHWAPP, Asaph	11	1	2	0	2	2.0	0	2	0.2
SHARPLEY, Evan	2	2	1	0	1	0.5	0	1	0.5
MAUST, Eric	11	1	0	8	-8	-8.0	0	0	-0.7
TEAM	8	6	0	14	-14	-2.3	0	0	-1.8
CLAUSEN, Jimmy	11	46	109	154	-45	-1.0	0	10	-4.1
Total	11	375	1568	257	1311	3.5	10	35	119.2
Opponents	11	378	1779	242	1537	4.1	15	63	139.7

Passing	gp	effic	comp-att-int	pct	yds	td	lg	avg/g
CLAUSEN, Jimmy	11	127.63	235-392-15	59.9	2730	20	60	248.2
SHARPLEY, Evan	2	50.13	1-3-0	33.3	6	0	6	3.0
TEAM	8	0.00	0-2-0	0.0	0	0	0	0.0
Total	11	126.40	236-397-15	59.4	2736	20	60	248.7
Opponents	11	102.40	177-345-10	51.3	1944	10	54	176.7

Receiving	gp	no.	yds	avg	td	lg	avg/g
TATE, Golden	11	50	888	17.8	7	60	80.7
FLOYD, Michael	10	46	702	15.3	7	51	70.2
ALLEN, Armando	11	45	293	6.5	1	21	26.6
GRIMES, David	9	31	287	9.3	2	31	31.9
RUDOLPH, Kyle	11	24	258	10.8	2	24	23.5
KAMARA, Duval	11	16	178	11.1	1	28	16.2
PARRIS, Robby	6	9	50	5.6	0	12	8.3
HUGHES, Robert	10	8	57	7.1	0	15	5.7
ALDRIDGE, James	10	3	1	0.3	0	6	0.1
YEATMAN, Will	3	2	6	3.0	0	4	2.0
SCHWAPP, Asaph	11	1	10	10.0	0	10	0.9
WEST, George	5	1	6	6.0	0	6	1.2
Total	11	236	2736	11.6	20	60	248.7
Opponents	11	177	1944	11.0	10	54	176.7

Punt Returns	no.	yds	avg	td	lg
TATE, Golden	13	107	8.2	0	42
ALLEN, Armando	7	66	9.4	0	22
ANELLO, Mike	1	28	28.0	0	0
McNEIL, Raeshon	1	3	3.0	0	3
WEST, George	1	3	3.0	0	3
SMITH, Scott	1	6	6.0	0	6
SMITH, Toryan	0	14	0.0	1	14
Total	24	227	9.5	1	42
Opponents	21	147	7.0	0	38

Interceptions	no.	yds	avg	td	lg
BRUTON, David	3	39	13.0	0	39
McNEIL, Raeshon	2	47	23.5	0	43
GRAY, Gary	1	41	41.0	0	41
KUNTZ, Pat	1	0	0.0	0	0
BLANTON, Robert	1	47	47.0	1	47
McCARTHY, Kyle	1	2	2.0	0	2
NEAL, Kerry	1	2	2.0	0	2
Total	10	178	17.8	1	47
Opponents	15	132	8.8	2	76

Kick Returns	no.	yds	avg	td	lg
TATE, Golden	24	486	20.2	0	30
ALLEN, Armando	17	375	22.1	0	53
GRAY, Jonas	2	9	4.5	0	5
TEAM	1	0	0.0	0	0
WEST, George	1	33	33.0	0	33
ALDRIDGE, James	1	15	15.0	0	15
Total	46	918	20.0	0	53
Opponents	50	819	16.4	0	29

Fumble Returns	no.	yds	avg	td	lg
SMITH, Toryan	1	8	8.0	0	8
KUNTZ, Pat	1	2	2.0	0	2
SMITH, Brian	1	35	35.0	1	35
GRAY, Gary	0	20	0.0	0	20
Total	3	65	21.7	1	35
Opponents	0	0	0.0	0	0

The Automated ScoreBook
Notre Dame Overall Individual Statistics (as of Nov 22, 2008)
All games

Scoring	td	fg	PAT				dpx	saf	pts	Total Offense						
			kick	rush	rcv	pass				g	plays	rush	pass	total	avg/g	
WALKER, Brandon	-	13-23	32-32	-	-	-	-	-	71	CLAUSEN, Jimmy	11	438	-45	2730	2685	244.1
TATE, Golden	8	-	-	-	-	-	-	-	48	ALLEN, Armando	11	126	569	0	569	51.7
FLOYD, Michael	7	-	-	-	-	-	-	-	42	HUGHES, Robert	10	90	320	0	320	32.0
ALLEN, Armando	4	-	-	-	-	-	-	-	24	ALDRIDGE, James	10	78	299	0	299	29.9
ALDRIDGE, James	3	-	-	-	-	-	-	-	18	GRAY, Jonas	6	16	77	0	77	12.8
HUGHES, Robert	3	-	-	-	-	-	-	-	18	SMITH, Harrison	11	2	58	0	58	5.3
RUDOLPH, Kyle	2	-	-	-	-	-	-	-	12	TATE, Golden	11	5	37	0	37	3.4
GRIMES, David	2	-	-	-	-	-	-	-	12	GRIMES, David	9	2	15	0	15	1.7
KAMARA, Duval	1	-	-	-	-	-	-	-	6	SHARPLEY, Evan	2	5	1	6	7	3.5
BLANTON, Robert	1	-	-	-	-	-	-	-	6	SCHWAPP, Asaph	11	1	2	0	2	0.2
SMITH, Brian	1	-	-	-	-	-	-	-	6	MAUST, Eric	11	1	-8	0	-8	-0.7
SMITH, Toryan	1	-	-	-	-	-	-	-	6	TEAM	8	8	-14	0	-14	-1.8
RUFFER, David	-	-	0-1	-	-	-	-	-	0	Total	11	772	1311	2736	4047	367.9
Total	33	13-23	32-33	-	-	-	-	-	269	Opponents	11	723	1537	1944	3481	316.5
Opponents	27	14-20	25-26	-	-	0-1	-	-	229							

Field Goals	fg	pct.	01-19	20-29	30-39	40-49	50-99	lg	blk	Punting	no.	yds	avg	lg	tb	fc	i20	50+	blk
WALKER, Brandon	13-23	56.5	0-0	5-6	3-5	5-10	0-2	48	0	MAUST, Eric	41	1676	40.9	54	2	9	14	5	2
										TEAM	2	0	0.0	0	0	0	0	0	0
										Total	43	1676	39.0	54	2	9	14	5	2
										Opponents	64	2423	37.9	58	3	16	16	9	2
FG Sequence	Notre Dame	Opponents																	
San Diego State	47	-																	
Michigan	-	(23)																	
Michigan State	51,41	(45),(26),(23)																	
Purdue	31,(41)	28																	
Stanford	41,46	42																	
North Carolina	(42)	(41),(34),(42),52																	
Washington	(28),(42)	-																	
Pittsburgh	(39),(22),(26),(48),38	(35),(22),(32),(26),(22)																	
Boston College	-	34,(27),32																	
Navy	(28),(36)	-																	
Syracuse	(34),(45),26,(23),49,53	47,(48)																	
Kickoffs	no.	yds	avg	tb	ob	retn	net	ydln											
BURKHART, Ryan	53	3249	61.3	1	1														
Total	53	3249	61.3	1	1	16.4	45.5	24											
Opponents	46	2928	63.7	1	0	20.0	43.3	26											

Numbers in (parentheses) indicate field goal was made.

The Automated ScoreBook
Notre Dame Overall Individual Statistics (as of Nov 22, 2008)
All games

<u>All Purpose</u>	<u>g</u>	<u>rush</u>	<u>rcv</u>	<u>pr</u>	<u>kr</u>	<u>ir</u>	<u>total</u>	<u>avg/g</u>
TATE, Golden	11	37	888	107	486	0	1518	138.0
ALLEN, Armand	11	569	293	66	375	0	1303	118.5
FLOYD, Michael	10	0	702	0	0	0	702	70.2
HUGHES, Rober	10	320	57	0	0	0	377	37.7
ALDRIDGE, Jam	10	299	1	0	15	0	315	31.5
GRIMES, David	9	15	287	0	0	0	302	33.6
RUDOLPH, Kyle	11	0	258	0	0	0	258	23.5
KAMARA, Duval	11	0	178	0	0	0	178	16.2
GRAY, Jonas	6	77	0	0	9	0	86	14.3
SMITH, Harrison	11	58	0	0	0	0	58	5.3
McNEIL, Raesh	11	0	0	3	0	47	50	4.5
PARRIS, Robby	6	0	50	0	0	0	50	8.3
BLANTON, Rob	10	0	0	0	0	47	47	4.7
WEST, George	5	0	6	3	33	0	42	8.4
GRAY, Gary	8	0	0	0	0	41	41	5.1
BRUTON, David	11	0	0	0	0	39	39	3.5
ANELLO, Mike	11	0	0	28	0	0	28	2.5
SMITH, Toryan	8	0	0	14	0	0	14	1.8
SCHWAPP, Asa	11	2	10	0	0	0	12	1.1
YEATMAN, Will	3	0	6	0	0	0	6	2.0
SMITH, Scott	11	0	0	6	0	0	6	0.5
NEAL, Kerry	11	0	0	0	0	2	2	0.2
McCARTHY, Kyl	11	0	0	0	0	2	2	0.2
SHARPLEY, Ev	2	1	0	0	0	0	1	0.5
MAUST, Eric	11	-8	0	0	0	0	-8	-0.7
TEAM	8	-14	0	0	0	0	-14	-1.8
CLAUSEN, Jim	11	-45	0	0	0	0	-45	-4.1
Total	11	1311	2736	227	918	178	5370	488.2
Opponents	11	1537	1944	147	819	132	4579	416.3

The Automated ScoreBook
Notre Dame Overall Defensive Statistics (as of Nov 22, 2008)
All games

#	Defensive Leaders	gp	Tackles			tfl/yds	Sacks	Pass defense			Fumbles		blkd	
			ua	a	tot		no-yds	int-yds	brup	qbh	rcv-yds	ff	kick	saf
28	McCARTHY, Kyle	11	54	42	96	3.5-12	.	1-2
27	BRUTON, David	11	53	35	88	1.5-5	.	3-39	6	1	1-0	2	.	.
40	CRUM, Maurice	11	30	32	62	3.5-19	1.0-7	.	1	2	.	1	.	.
58	SMITH, Brian	10	32	21	53	4.0-33	2.0-23	.	2	3	2-35	1	.	.
22	SMITH, Harrison	11	31	18	49	8.5-39	3.5-26	.	4
95	WILLIAMS, Ian	11	16	21	37	2.0-5
96	KUNTZ, Pat	11	15	22	37	6.0-29	3.5-26	1-0	1	.	1-2	.	.	.
20	LAMBERT, Terrail	10	20	13	33	.	.	.	4
8	McNEIL, Raeshon	11	21	12	33	.	.	2-47	10
12	BLANTON, Robert	10	16	6	22	2.0-7	.	1-47	3
37	ANELLO, Mike	11	14	8	22	.	.	.	1	.	1-0	2	1	.
56	NEAL, Kerry	11	9	13	22	3.0-12	1.0-8	1-2	1	2
45	FLEMING, Darius	11	10	11	21	1.5-9	1.5-9	.	.	1
94	BROWN, Justin	11	7	14	21	4.5-5	.	.	.	2	1-0	.	.	.
31	BROWN, Sergio	11	13	7	20	2.0-15	1.0-12	.	5	2	1-0	.	.	.
49	SMITH, Toryan	8	9	6	15	1-8	.	.	.
6	HERRING, Ray	11	9	5	14	0.5-2	0.5-2	.	.	1
9A	JOHNSON, Ethan	11	2	9	11	2.0-8	0.5-4	.	2	2
41	SMITH, Scott	11	8	3	11	1	.	.
4	GRAY, Gary	8	10	.	10	.	.	1-41	2	.	0-20	.	.	.
53	RICHARDSON, Morric	9	6	3	9	0.5-5	0.5-5
90	RYAN, John	10	2	5	7	.	.	.	2	2	2-0	.	.	.
48	QUINN, Steve	11	6	1	7	1.0-3	1.0-3	.	.	1
24	GORDON, Leonard	11	3	2	5
TM	TEAM	8	2	.	2	1	.
42	WASHINGTON, Kevin	3	.	1	1
91	NWANKWO, Emeka	5	1	.	1
46	FILER, Steve	9	1	.	1
4C	LEONIS, John	2	1	.	1
54	McDONALD, Anthony	1	1	.	1
18	KAMARA, Duval	11	1	.	1
43	MAUST, Eric	11	1	.	1
3	FLOYD, Michael	10	1	.	1
23	TATE, Golden	11	1	.	1
93	MULLEN, Paddy	11	1
Total		11	406	310	716	46-208	16-125	10-178	45	19	10-65	7	2	.
Opponents		11	419	378	797	61-257	16-148	15-132	39	23	9-0	13	2	.

The Automated ScoreBook
Notre Dame Team Game-by-Game (as of Nov 22, 2008)
All games

TEAM STATISTICS

Date	Opponent	Rushing				Receiving				Passing				Kick Returns				Punt Returns				tot off
		no.	yds	td	lg	no.	yds	td	lg	cmp-att-int	yds	td	lg	no.	yds	td	lg	no.	yds	td	lg	
Sep 06	SAN DIEGO STATE	34	105	0	14	21	237	3	38	21-34-2	237	3	38	3	74	0	29	3	41	0	22	342
Sep 13	MICHIGAN	34	113	2	18	10	147	2	60	10-21-2	147	2	60	4	58	0	27	2	12	0	9	260
Sep 20	at Michigan State	22	16	0	24	24	242	1	30	24-41-2	242	1	30	5	147	0	53	3	23	0	18	258
Sep 27	PURDUE	40	201	1	21	20	275	3	38	20-35-0	275	3	38	4	105	0	36	1	-1	0	0	476
Oct 04	STANFORD	27	83	1	23	29	347	3	48	29-40-0	347	3	48	4	72	0	24	0	0	0	0	430
Oct 11	at North Carolina	30	89	1	16	31	383	2	47	31-48-2	383	2	47	7	120	0	29	0	0	0	0	472
Oct 25	at Washington	49	252	3	35	15	207	1	51	15-28-1	207	1	51	2	37	0	33	3	14	0	10	459
Nov 01	PITTSBURGH	39	115	0	15	23	271	3	47	23-44-0	271	3	47	5	91	0	27	1	-1	0	0	386
Nov 08	at Boston College	21	66	0	12	26	226	0	32	26-46-4	226	0	32	4	89	0	27	3	44	0	42	292
Nov 15	vs Navy	51	230	2	19	15	110	0	14	15-19-2	110	0	14	3	38	0	20	7	92	1	24	340
Nov 22	SYRACUSE	28	41	0	9	22	291	2	40	22-41-0	291	2	40	5	87	0	30	1	3	0	3	332
Opponents		375	1311	10	35	236	2736	20	60	236-397-15	2736	20	60	46	918	0	53	24	227	1	42	4047
Opponents		378	1537	15	63	177	1944	10	54	177-345-10	1944	10	54	50	819	0	29	21	147	0	38	3481

Games played: 11
 Avg per rush: 3.5
 Avg per catch: 11.6
 Pass efficiency: 126.40
 Kick ret avg: 20.0
 Punt ret avg: 9.5
 All purpose avg/game: 488.2
 Total offense avg/gm: 367.9

Date	Opponent	Tackles				Sacks no-yds	Fumble		Pass Defense			Blkd kick	PAT Attempts				saf	pts	
		ua	a	total	tfl-yds		ff	fr-yds	int-yds	qbh	brup		kick	rush	rcv				
Sep 06	SAN DIEGO STATE	44	12	56	4.0-12	1.0-7	1	1-0	1-2	4	8	1	3-3	0	0	0	0	0	21
Sep 13	MICHIGAN	42	28	70	8.0-21	0.0-0	2	4-35	2-80	2	3	0	5-5	0	0	0	0	35	
Sep 20	at Michigan State	27	52	79	3.0-16	0.0-0	1	1-0	0-0	0	3	0	1-1	0	0	0	0	7	
Sep 27	PURDUE	34	30	64	1.0-2	0.0-0	0	0-0	1-47	2	5	0	5-5	0	0	0	0	38	
Oct 04	STANFORD	40	30	70	7.0-52	5.0-48	0	1-2	3-2	2	1	0	4-4	0	0	0	0	28	
Oct 11	at North Carolina	42	10	52	2.0-9	1.0-8	0	0-0	0-0	4	2	0	3-3	0	0	0	0	24	
Oct 25	at Washington	29	20	49	4.0-41	4.0-41	0	0-0	0-0	0	4	0	3-4	0	0	0	0	33	
Nov 01	PITTSBURGH	42	40	82	8.0-31	2.0-11	0	0-0	3-47	2	3	0	3-3	0	0	0	0	33	
Nov 08	at Boston College	43	10	53	2.0-5	0.0-0	0	0-0	0-0	0	6	0	0-0	0	0	0	0	0	
Nov 15	vs Navy	36	26	62	3.0-10	1.0-3	1	1-0	0-0	0	4	1	3-3	0	0	0	0	27	
Nov 22	SYRACUSE	27	52	79	4.0-9	2.0-7	2	2-28	0-0	3	6	0	2-2	0	0	0	0	23	
Opponents		406	310	716	46.0-208	16.0-125	7	10-65	10-178	19	45	2	32-33	0	0	0	0	269	
Opponents		419	378	797	61.0-257	16.0-148	13	9-0	15-132	23	39	2	25-26	0	0	0	0	229	

Date	Opponent	Punting							Field Goals			Kickoffs						
		no.	yds	avg	long	blkd	tb	fc	50+	i20	md-att	long	blkd	no.	yds	avg	tb	ob
Sep 06	SAN DIEGO STATE	5	199	39.8	50	0	0	2	1	2	0-1	0	0	4	242	60.5	0	0
Sep 13	MICHIGAN	6	263	43.8	52	0	1	0	2	2	0-0	0	0	6	366	61.0	0	1
Sep 20	at Michigan State	5	204	40.8	46	0	0	2	0	2	0-2	0	0	2	120	60.0	0	0
Sep 27	PURDUE	2	93	46.5	54	0	0	0	1	1	1-2	41	0	7	454	64.9	0	0
Oct 04	STANFORD	5	207	41.4	50	0	0	0	1	2	0-2	0	0	5	312	62.4	0	0
Oct 11	at North Carolina	1	35	35.0	35	0	0	0	0	0	1-1	42	0	5	276	55.2	0	0
Oct 25	at Washington	0	0	0.0	0	0	0	0	0	0	2-2	42	0	7	431	61.6	0	0
Nov 01	PITTSBURGH	5	152	30.4	48	1	0	0	0	1	4-5	48	0	5	300	60.0	1	0
Nov 08	at Boston College	7	219	31.3	42	1	0	4	0	1	0-0	0	0	1	67	67.0	0	0
Nov 15	vs Navy	3	132	44.0	47	0	1	0	0	1	2-2	36	0	5	334	66.8	0	0
Nov 22	SYRACUSE	4	172	43.0	49	0	0	1	0	2	3-6	45	0	6	347	57.8	0	0
Opponents		43	1676	39.0	54	2	2	9	5	14	13-23	48	0	53	3249	61.3	1	1
Opponents		64	2423	37.9	58	2	3	16	9	16	14-20	48	0	46	2928	63.7	1	0

The Automated ScoreBook
Notre Dame Opponent Game-by-Game (as of Nov 22, 2008)
All games

OPPONENT STATISTICS

Date	Opponent	Rushing				Receiving				Passing				Kick Returns				Punt Returns				tot off
		no.	yds	td	lg	no.	yds	td	lg	cmp-att-int	yds	td	lg	no.	yds	td	lg	no.	yds	td	lg	
Sep 06	SAN DIEGO STATE	15	71	1	17	29	274	1	43	29-59-1	274	1	43	4	50	0	14	3	5	0	3	345
Sep 13	MICHIGAN	42	159	1	29	19	229	1	45	19-28-2	229	1	45	5	57	0	18	2	-2	0	3	388
Sep 20	at Michigan State	43	203	2	63	12	143	0	28	12-26-0	143	0	28	2	47	0	25	1	10	0	10	346
Sep 27	PURDUE	17	103	1	33	29	359	2	54	29-55-1	359	2	54	7	97	0	27	1	9	0	9	462
Oct 04	STANFORD	37	161	1	27	18	182	2	27	18-28-3	182	2	27	5	111	0	26	4	46	0	38	343
Oct 11	at North Carolina	32	121	2	20	18	201	0	31	18-32-0	201	0	31	4	82	0	24	1	9	0	9	322
Oct 25	at Washington	23	26	0	8	11	98	1	21	11-25-0	98	1	21	7	111	0	23	0	0	0	0	124
Nov 01	PITTSBURGH	47	178	2	21	15	168	1	37	15-30-3	168	1	37	4	74	0	24	3	33	0	7	346
Nov 08	at Boston College	41	167	0	22	9	79	1	17	9-22-0	79	1	17	1	14	0	14	3	36	0	20	246
Nov 15	vs Navy	45	178	3	24	3	64	0	40	3-14-0	64	0	40	5	80	0	28	1	-1	0	0	242
Nov 22	SYRACUSE	36	170	2	26	14	147	1	25	14-26-0	147	1	25	6	96	0	29	2	2	0	0	317
Notre Dame		378	1537	15	63	177	1944	10	54	177-345-10	1944	10	54	50	819	0	29	21	147	0	38	3481
Notre Dame		375	1311	10	35	236	2736	20	60	236-397-15	2736	20	60	46	918	0	53	24	227	1	42	4047

Games played: 11
 Avg per rush: 4.1
 Avg per catch: 11.0
 Pass efficiency: 102.40
 Kick ret avg: 16.4
 Punt ret avg: 7.0
 All purpose avg/game: 416.3
 Total offense avg/gm: 316.5

Date	Opponent	Tackles				Sacks no-yds	Fumble		Pass Defense			Blkd kick	PAT Attempts				pts	
		ua	a	total	tfl-yds		ff	fr-yds	int-yds	qbh	brup		kick	rush	rcv	saf		
Sep 06	SAN DIEGO STATE	40	32	72	5.0-17	0.0-0	2	2-0	2-16	1	1	0	1-2	0	0	0	0	13
Sep 13	MICHIGAN	23	46	69	5.0-8	0.0-0	3	0-0	2-0	2	1	0	2-2	0	0	0	0	17
Sep 20	at Michigan State	33	30	63	9.0-41	3.0-34	1	1-0	2-0	2	6	0	2-2	0	0	0	0	23
Sep 27	PURDUE	28	52	80	3.0-11	1.0-8	0	0-0	0-0	2	4	0	3-3	0	0	0	0	21
Oct 04	STANFORD	31	40	71	7.0-26	1.0-12	0	0-0	0-0	4	2	0	3-3	0	0	0	0	21
Oct 11	at North Carolina	45	24	69	5.0-27	4.0-26	3	3-0	2-40	5	5	0	2-2	0	0	0	0	29
Oct 25	at Washington	52	20	72	4.0-33	2.0-22	0	0-0	1-0	0	3	0	1-1	0	0	0	0	7
Nov 01	PITTSBURGH	37	44	81	7.0-22	1.0-6	1	0-0	0-0	3	5	1	3-3	0	0	0	0	36
Nov 08	at Boston College	46	12	58	2.0-19	1.0-12	1	1-0	4-76	0	8	1	2-2	0	0	0	0	17
Nov 15	vs Navy	53	34	87	7.0-22	1.0-5	2	2-0	2-0	0	1	0	3-3	0	0	0	0	21
Nov 22	SYRACUSE	31	44	75	7.0-31	2.0-23	0	0-0	0-0	4	3	0	3-3	0	0	0	0	24
Notre Dame		419	378	797	61.0-257	16.0-148	13	9-0	15-132	23	39	2	25-26	0	0	0	0	229
Notre Dame		406	310	716	46.0-208	16.0-125	7	10-65	10-178	19	45	2	32-33	0	0	0	0	269

Date	Opponent	Punting									Field Goals			Kickoffs				
		no.	yds	avg	long	blkd	tb	fc	50+	i20	md-att	long	blkd	no.	yds	avg	tb	ob
Sep 06	SAN DIEGO STATE	9	272	30.2	39	1	1	1	0	0	0-0	0	0	3	192	64.0	0	0
Sep 13	MICHIGAN	4	211	52.8	58	0	0	0	4	3	1-1	23	0	4	233	58.2	0	0
Sep 20	at Michigan State	5	226	45.2	52	0	1	1	1	1	3-3	45	0	6	411	68.5	1	0
Sep 27	PURDUE	4	156	39.0	50	0	0	2	1	1	0-1	0	0	4	260	65.0	0	0
Oct 04	STANFORD	3	126	42.0	48	0	0	2	0	1	0-1	0	0	4	252	63.0	0	0
Oct 11	at North Carolina	4	152	38.0	43	0	0	1	0	3	3-4	42	0	7	424	60.6	0	0
Oct 25	at Washington	9	297	33.0	43	0	0	3	0	0	0-0	0	0	2	134	67.0	0	0
Nov 01	PITTSBURGH	4	147	36.8	46	0	0	2	0	2	5-5	35	0	5	333	66.6	0	0
Nov 08	at Boston College	8	325	40.6	50	0	1	2	1	2	1-3	27	0	4	264	66.0	0	0
Nov 15	vs Navy	9	366	40.7	52	1	0	1	2	2	0-0	0	0	2	127	63.5	0	0
Nov 22	SYRACUSE	5	145	29.0	39	0	0	1	0	1	1-2	48	0	5	298	59.6	0	0
Notre Dame		64	2423	37.9	58	2	3	16	9	16	14-20	48	0	46	2928	63.7	1	0
Notre Dame		43	1676	39.0	54	2	2	9	5	14	13-23	48	0	53	3249	61.3	1	1

The Automated ScoreBook
Notre Dame Game Superlatives (as of Nov 22, 2008)
All games

INDIVIDUAL GAME HIGHS

Rushes	19	HUGHES, Robert vs Michigan (Sep 13, 2008)
	19	ALLEN, Armando vs Pittsburgh (Nov 01, 2008)
Yards Rushing	134	ALLEN, Armando vs Purdue (Sep 27, 2008)
TD Rushes	2	HUGHES, Robert vs Michigan (Sep 13, 2008)
	2	ALDRIDGE, James at Washington (Oct 25, 2008)
Long Rush	35	SMITH, Harrison at Washington (Oct 25, 2008)
Pass attempts	48	CLAUSEN, Jimmy at North Carolina (Oct 11, 2008)
Pass completions	31	CLAUSEN, Jimmy at North Carolina (Oct 11, 2008)
Yards Passing	383	CLAUSEN, Jimmy at North Carolina (Oct 11, 2008)
TD Passes	3	CLAUSEN, Jimmy vs San Diego State (Sep 06, 2008)
	3	CLAUSEN, Jimmy vs Purdue (Sep 27, 2008)
	3	CLAUSEN, Jimmy vs Stanford (Oct 04, 2008)
	3	CLAUSEN, Jimmy vs Pittsburgh (Nov 01, 2008)
Long Pass	60	CLAUSEN, Jimmy vs Michigan (Sep 13, 2008)
Receptions	10	FLOYD, Michael vs Pittsburgh (Nov 01, 2008)
Yards Receiving	146	TATE, Golden vs Syracuse (Nov 22, 2008)
TD Receptions	2	FLOYD, Michael vs Pittsburgh (Nov 01, 2008)
	2	TATE, Golden vs Syracuse (Nov 22, 2008)
Long Reception	60	TATE, Golden vs Michigan (Sep 13, 2008)
Field Goals	4	WALKER, Brandon vs Pittsburgh (Nov 01, 2008)
Long Field Goal	48	WALKER, Brandon vs Pittsburgh (Nov 01, 2008)
Punts	6	MAUST, Eric vs Michigan (Sep 13, 2008)
	6	MAUST, Eric at Boston College (Nov 08, 2008)
Punting Avg	46.5	MAUST, Eric vs Purdue (Sep 27, 2008)
Long Punt	54	MAUST, Eric vs Purdue (Sep 27, 2008)
Long Punt Return	42	TATE, Golden at Boston College (Nov 08, 2008)
Long Kickoff Return	53	ALLEN, Armando at Michigan State (Sep 20, 2008)
Tackles	16	BRUTON, David vs Pittsburgh (Nov 01, 2008)
Sacks	2.0	KUNTZ, Pat vs Stanford (Oct 04, 2008)
	2.0	SMITH, Harrison at Washington (Oct 25, 2008)
Tackles For Loss	2.0	BROWN, Justin vs Michigan (Sep 13, 2008)
	2.0	KUNTZ, Pat vs Stanford (Oct 04, 2008)
	2.0	SMITH, Harrison at Washington (Oct 25, 2008)
	2.0	McCARTHY, Kyle vs Pittsburgh (Nov 01, 2008)
	2.0	WILLIAMS, Ian vs Pittsburgh (Nov 01, 2008)
Interceptions	2	McNEIL, Raeshon vs Pittsburgh (Nov 01, 2008)

The Automated ScoreBook
Notre Dame Game Superlatives (as of Nov 22, 2008)
All games

TEAM GAME HIGHS

Rushes	51	vs Navy (Nov 15, 2008)
Yards Rushing	252	at Washington (Oct 25, 2008)
Yards Per Rush	5.1	at Washington (Oct 25, 2008)
TD Rushes	3	at Washington (Oct 25, 2008)
Pass attempts	48	at North Carolina (Oct 11, 2008)
Pass completions	31	at North Carolina (Oct 11, 2008)
Yards Passing	383	at North Carolina (Oct 11, 2008)
Yards Per Pass	8.7	vs Stanford (Oct 04, 2008)
TD Passes	3	vs San Diego State (Sep 06, 2008)
	3	vs Purdue (Sep 27, 2008)
	3	vs Stanford (Oct 04, 2008)
	3	vs Pittsburgh (Nov 01, 2008)
Total Plays	83	vs Pittsburgh (Nov 01, 2008)
Total Offense	476	vs Purdue (Sep 27, 2008)
Yards Per Play	6.4	vs Stanford (Oct 04, 2008)
Points	38	vs Purdue (Sep 27, 2008)
Sacks By	5	vs Stanford (Oct 04, 2008)
First Downs	27	at North Carolina (Oct 11, 2008)
Penalties	8	vs Stanford (Oct 04, 2008)
Penalty Yards	75	vs Stanford (Oct 04, 2008)
Turnovers	5	at North Carolina (Oct 11, 2008)
	5	at Boston College (Nov 08, 2008)
	5	vs Navy (Nov 15, 2008)
Interceptions By	3	vs Stanford (Oct 04, 2008)
	3	vs Pittsburgh (Nov 01, 2008)

The Automated ScoreBook
Notre Dame Game Superlatives (as of Nov 22, 2008)
All games

OPPONENT INDIVIDUAL GAME HIGHS

Rushes	39	Ringer, Javon, at Michigan State (Sep 20, 2008)
Yards Rushing	201	Ringer, Javon, at Michigan State (Sep 20, 2008)
TD Rushes	2	Ringer, Javon, at Michigan State (Sep 20, 2008)
Long Rush	63	Ringer, Javon, at Michigan State (Sep 20, 2008)
Pass attempts	59	LINDLEY, Ryan, vs San Diego State (Sep 06, 2008)
Pass completions	29	LINDLEY, Ryan, vs San Diego State (Sep 06, 2008)
	29	Painter,Curtis, vs Purdue (Sep 27, 2008)
Yards Passing	359	Painter,Curtis, vs Purdue (Sep 27, 2008)
TD Passes	2	Painter,Curtis, vs Purdue (Sep 27, 2008)
	2	Pritchard, Tavi, vs Stanford (Oct 04, 2008)
Long Pass	54	Painter,Curtis, vs Purdue (Sep 27, 2008)
Receptions	10	Tardy,Desmond, vs Purdue (Sep 27, 2008)
Yards Receiving	175	Tardy,Desmond, vs Purdue (Sep 27, 2008)
TD Receptions	1	MOUGEY, Darren, vs San Diego State (Sep 06, 2008)
	1	McGuffie, Sam, vs Michigan (Sep 13, 2008)
	1	Tardy,Desmond, vs Purdue (Sep 27, 2008)
	1	Valentin,Aaron, vs Purdue (Sep 27, 2008)
	1	Baldwin, Doug, vs Stanford (Oct 04, 2008)
	1	Dray, Jim, vs Stanford (Oct 04, 2008)
	1	Goodwin, D., at Washington (Oct 25, 2008)
	1	BALDWIN,J., vs Pittsburgh (Nov 01, 2008)
	1	Robinson, B, at Boston College (Nov 08, 2008)
	1	DAVIS,Donte, vs Syracuse (Nov 22, 2008)
Long Reception	54	Tardy,Desmond, vs Purdue (Sep 27, 2008)
Field Goals	5	LEE,Conor, vs Pittsburgh (Nov 01, 2008)
Long Field Goal	48	SHADLE,Patrick, vs Syracuse (Nov 22, 2008)
Punts	9	Ballman, Jared, at Washington (Oct 25, 2008)
Punting Avg	52.8	Mesko, Zoltan, vs Michigan (Sep 13, 2008)
Long Punt	58	Mesko, Zoltan, vs Michigan (Sep 13, 2008)
Long Punt Return	38	Baldwin, Doug, vs Stanford (Oct 04, 2008)
Long Kickoff Return	29	HOLMES,Mike, vs Syracuse (Nov 22, 2008)
Tackles	17	Deliz, Jeff, vs Navy (Nov 15, 2008)
Sacks	2.0	Long, Brandon, at Michigan State (Sep 20, 2008)
	2.0	Carter, B, at North Carolina (Oct 11, 2008)
Tackles For Loss	4.0	JONES,Arthur, vs Syracuse (Nov 22, 2008)
Interceptions	2	Trent, Morgan, vs Michigan (Sep 13, 2008)
	2	Wiley, Otis, at Michigan State (Sep 20, 2008)
	2	Anderson, P, at Boston College (Nov 08, 2008)
	2	Buffin, Ketric, vs Navy (Nov 15, 2008)

The Automated ScoreBook
Notre Dame Game Superlatives (as of Nov 22, 2008)
All games

OPPONENT TEAM GAME HIGHS

Rushes	47	vs Pittsburgh (Nov 01, 2008)
Yards Rushing	203	at Michigan State (Sep 20, 2008)
Yards Per Rush	6.1	vs Purdue (Sep 27, 2008)
TD Rushes	3	vs Navy (Nov 15, 2008)
Pass attempts	59	vs San Diego State (Sep 06, 2008)
Pass completions	29	vs San Diego State (Sep 06, 2008)
	29	vs Purdue (Sep 27, 2008)
Yards Passing	359	vs Purdue (Sep 27, 2008)
Yards Per Pass	8.2	vs Michigan (Sep 13, 2008)
TD Passes	2	vs Purdue (Sep 27, 2008)
	2	vs Stanford (Oct 04, 2008)
Total Plays	77	vs Pittsburgh (Nov 01, 2008)
Total Offense	462	vs Purdue (Sep 27, 2008)
Yards Per Play	6.4	vs Purdue (Sep 27, 2008)
Points	36	vs Pittsburgh (Nov 01, 2008)
Sacks By	4	at North Carolina (Oct 11, 2008)
First Downs	23	vs Purdue (Sep 27, 2008)
Penalties	11	vs San Diego State (Sep 06, 2008)
Penalty Yards	100	vs San Diego State (Sep 06, 2008)
Turnovers	6	vs Michigan (Sep 13, 2008)
Interceptions By	4	at Boston College (Nov 08, 2008)

The Automated ScoreBook
Notre Dame Red-Zone Results (as of Nov 22, 2008)
All games

Notre Dame Inside Opponent Red-Zone

Date	Opponent	Score	Times In RZ	Times Scored	Total Pts	Rush TDs	Pass TDs	FGs Made	Failed to score inside RZ						
									FGA	Down	Int	Fumb	Half	Game	
Sep 06, 2008	SAN DIEGO STATE	W 21-13	5	1	7	1	0	1	0	0	1	1	1	1	0
Sep 13, 2008	MICHIGAN	W 35-17	4	3	21	3	2	1	0	0	0	1	0	0	0
Sep 20, 2008	at Michigan State	L 7-23	2	0	0	0	0	0	0	1	0	0	1	0	0
Sep 27, 2008	PURDUE	W 38-21	4	3	21	3	1	2	0	1	0	0	0	0	0
Oct 04, 2008	STANFORD	W 28-21	4	2	14	2	1	1	0	1	1	0	0	0	0
Oct 11, 2008	at North Carolina	L 24-29	3	3	21	3	1	2	0	0	0	0	0	0	0
Oct 25, 2008	at Washington	W 33-7	4	4	19	2	2	0	2	0	0	0	0	0	0
Nov 01, 2008	PITTSBURGH	L 33-36	6	5	27	3	0	3	2	1	0	0	0	0	0
Nov 08, 2008	at Boston College	L 0-17	0	0	0	0	0	0	0	0	0	0	0	0	0
Nov 15, 2008	vs Navy	W 27-21	5	4	20	2	2	0	2	0	0	0	1	0	0
Nov 22, 2008	SYRACUSE	L 23-24	3	2	6	0	0	0	2	1	0	0	0	0	0
Totals			40	27	156	19	9	10	8	5	2	2	3	1	0
27 of 40 (67.5%)															

Opponents Inside Notre Dame Red-Zone

Date	Opponent	Score	Times In RZ	Times Scored	Total Pts	Rush TDs	Pass TDs	FGs Made	Failed to score inside RZ						
									FGA	Down	Int	Fumb	Half	Game	
Sep 06, 2008	SAN DIEGO STATE	W 21-13	3	2	13	2	1	1	0	0	0	0	1	0	0
Sep 13, 2008	MICHIGAN	W 35-17	4	2	10	1	1	0	1	0	0	1	1	0	0
Sep 20, 2008	at Michigan State	L 7-23	4	4	20	2	2	0	2	0	0	0	0	0	0
Sep 27, 2008	PURDUE	W 38-21	3	1	7	1	0	1	0	1	1	0	0	0	0
Oct 04, 2008	STANFORD	W 28-21	3	3	21	3	1	2	0	0	0	0	0	0	0
Oct 11, 2008	at North Carolina	L 24-29	4	4	19	2	2	0	2	0	0	0	0	0	0
Oct 25, 2008	at Washington	W 33-7	1	1	7	1	0	1	0	0	0	0	0	0	0
Nov 01, 2008	PITTSBURGH	L 33-36	8	8	36	3	2	1	5	0	0	0	0	0	0
Nov 08, 2008	at Boston College	L 0-17	4	2	10	1	0	1	1	2	0	0	0	0	0
Nov 15, 2008	vs Navy	W 27-21	1	1	7	1	1	0	0	0	0	0	0	0	0
Nov 22, 2008	SYRACUSE	L 23-24	2	2	14	2	1	1	0	0	0	0	0	0	0
Totals			37	30	164	19	11	8	11	3	1	1	2	0	0
30 of 37 (81.1%)															

The Automated ScoreBook
Notre Dame By-Quarter Statistics (as of Nov 22, 2008)
All games

3rd-Down Conversions

Date	Opponent	Score	Overall	1st Qtr	2nd Qtr	3rd Qtr	4th Qtr	Overtime
Sep 06, 2008	SAN DIEGO STATE	W 21-13	3-12 25.0	1-4 25.0	1-4 25.0	0-2 0.0	1-2 50.0	
Sep 13, 2008	MICHIGAN	W 35-17	3-12 25.0	1-2 50.0	0-2 0.0	1-4 25.0	1-4 25.0	
Sep 20, 2008	at Michigan State	L 7-23	6-13 46.2	2-5 40.0	1-3 33.3	1-1 100.0	2-4 50.0	
Sep 27, 2008	PURDUE	W 38-21	6-14 42.9	1-3 33.3	2-3 66.7	1-3 33.3	2-5 40.0	
Oct 04, 2008	STANFORD	W 28-21	4-14 28.6	1-3 33.3	1-2 50.0	1-4 25.0	1-5 20.0	
Oct 11, 2008	at North Carolina	L 24-29	10-16 62.5	4-5 80.0	2-3 66.7	2-3 66.7	2-5 40.0	
Oct 25, 2008	at Washington	W 33-7	6-14 42.9	2-3 66.7	1-5 20.0	0-2 0.0	3-4 75.0	
Nov 01, 2008	PITTSBURGH	L 33-36	7-19 36.8	1-4 25.0	2-3 66.7	0-3 0.0	3-4 75.0	1-5 20.0
Nov 08, 2008	at Boston College	L 0-17	5-15 33.3	0-3 0.0	2-5 40.0	0-3 0.0	3-4 75.0	
Nov 15, 2008	vs Navy	W 27-21	3-10 30.0	2-2 100.0	0-4 0.0	0-0 0.0	1-4 25.0	
Nov 22, 2008	SYRACUSE	L 23-24	4-16 25.0	2-5 40.0	1-3 33.3	0-4 0.0	1-4 25.0	
Notre Dame			57-155 36.8	17-39 43.6	13-37 35.1	6-29 20.7	20-45 44.4	1-5 20.0
Opponents			49-150 32.7	10-37 27.0	15-40 37.5	11-36 30.6	13-34 38.2	0-3 0.0

4th-Down Conversions

Date	Opponent	Score	Overall	1st Qtr	2nd Qtr	3rd Qtr	4th Qtr	Overtime
Sep 06, 2008	SAN DIEGO STATE	W 21-13	1-2 50.0	0-0 0.0	0-1 0.0	0-0 0.0	1-1 100.0	
Sep 13, 2008	MICHIGAN	W 35-17	0-2 0.0	0-0 0.0	0-0 0.0	0-0 0.0	0-2 0.0	
Sep 20, 2008	at Michigan State	L 7-23	0-1 0.0	0-0 0.0	0-0 0.0	0-0 0.0	0-1 0.0	
Sep 27, 2008	PURDUE	W 38-21	3-4 75.0	0-1 0.0	0-0 0.0	2-2 100.0	1-1 100.0	
Oct 04, 2008	STANFORD	W 28-21	2-3 66.7	1-1 100.0	0-0 0.0	1-1 100.0	0-1 0.0	
Oct 11, 2008	at North Carolina	L 24-29	0-2 0.0	0-0 0.0	0-0 0.0	0-0 0.0	0-2 0.0	
Oct 25, 2008	at Washington	W 33-7	2-6 33.3	1-1 100.0	0-3 0.0	1-1 100.0	0-1 0.0	
Nov 01, 2008	PITTSBURGH	L 33-36	0-2 0.0	0-0 0.0	0-0 0.0	0-1 0.0	0-1 0.0	0-0 0.0
Nov 08, 2008	at Boston College	L 0-17	0-2 0.0	0-0 0.0	0-0 0.0	0-1 0.0	0-1 0.0	
Nov 15, 2008	vs Navy	W 27-21	0-1 0.0	0-0 0.0	0-0 0.0	0-0 0.0	0-1 0.0	
Nov 22, 2008	SYRACUSE	L 23-24	2-3 66.7	0-1 0.0	0-0 0.0	1-1 100.0	1-1 100.0	
Notre Dame			10-28 35.7	2-4 50.0	0-4 0.0	5-7 71.4	3-13 23.1	0-0 0.0
Opponents			5-12 41.7	1-2 50.0	1-1 100.0	1-1 100.0	2-8 25.0	0-0 0.0

Time of Possession

Date	Opponent	Score	Overall	1st Qtr	2nd Qtr	3rd Qtr	4th Qtr	Overtime
Sep 06, 2008	SAN DIEGO STATE	W 21-13	30:52	5:59	9:12	5:17	10:24	
Sep 13, 2008	MICHIGAN	W 35-17	27:48	3:39	6:24	8:32	9:13	
Sep 20, 2008	at Michigan State	L 7-23	26:15	9:31	5:42	6:28	4:34	
Sep 27, 2008	PURDUE	W 38-21	35:26	7:08	5:22	11:00	11:56	
Oct 04, 2008	STANFORD	W 28-21	33:20	7:04	7:24	9:55	8:57	
Oct 11, 2008	at North Carolina	L 24-29	33:05	9:44	6:37	6:18	10:26	
Oct 25, 2008	at Washington	W 33-7	37:28	7:53	9:39	10:18	9:38	
Nov 01, 2008	PITTSBURGH	L 33-36	28:44	10:25	6:34	4:09	7:36	0:00
Nov 08, 2008	at Boston College	L 0-17	27:53	5:57	9:45	4:56	7:15	
Nov 15, 2008	vs Navy	W 27-21	35:33	8:12	8:21	8:13	10:47	
Nov 22, 2008	SYRACUSE	L 23-24	31:19	8:36	7:32	8:28	6:43	
Notre Dame			Total	84:08	82:32	83:34	97:29	0:00
			Avg.	7:38	7:30	7:35	8:51	0:00
Opponents			Total	80:52	82:28	81:26	67:31	0:00
			Avg.	7:21	7:29	7:24	6:08	0:00