

# SYRACUSE FOOTBALL

1 NATIONAL CHAMPIONSHIP  
5 CONFERENCE CHAMPIONSHIPS  
15 BOWL GAME VICTORIES  
25 BOWL GAME APPEARANCES  
703 ALL-TIME VICTORIES

8 PRO FOOTBALL HALL OF FAMERS • 21 NFL FIRST-ROUND DRAFT PICKS • 198 NFL DRAFT SELECTIONS

## 2016 SCHEDULE/RESULTS

	Fri., Sept. 2 <b>COLGATE</b> Carrier Dome	W, 33-7
	Fri., Sept. 9 <b>#13/15 LOUISVILLE *</b> Carrier Dome	L, 28-62
	Sat., Sept. 17 <b>USF</b> Carrier Dome	L, 20-45
	Sat., Sept. 24 <b>AT CONNECTICUT</b> East Hartford, Conn.	W, 31-24
	Sat., Oct. 1 <b>VS. NOTRE DAME</b> East Rutherford, N.J.	12 p.m. (ESPN)
	Sat., Oct. 8 <b>AT WAKE FOREST *</b> Winston-Salem, N.C.	TBA
	Sat., Oct. 15 <b>VIRGINIA TECH *</b> Carrier Dome	TBA
	Sat., Oct. 22 <b>AT BOSTON COLLEGE *</b> Chestnut Hill, Mass.	TBA
	Sat., Nov. 5 <b>AT CLEMSON *</b> Clemson, S.C.	TBA
	Sat., Nov. 12 <b>NC STATE *</b> Carrier Dome	TBA
	Sat., Nov. 19 <b>FLORIDA STATE *</b> Carrier Dome	TBA
	Sat., Nov. 26 <b>AT PITTSBURGH *</b> Pittsburgh, Pa.	TBA

All times are Eastern

\* - Atlantic Coast Conference game

## ATHLETIC COMMUNICATIONS

**Mike Morrison (Primary contact)**  
Assistant Director of Athletic Communications  
E-Mail: [mdmorriss@syr.edu](mailto:mdmorriss@syr.edu)  
Office: 315-443-2608

**Anthony Prisco (Secondary contact)**  
Assistant Director of Athletic Communications  
E-Mail: [aprisco@syr.edu](mailto:aprisco@syr.edu)

**Lillie-Anne Mulligan (Secondary contact)**  
Athletic Communications Assistant  
E-Mail: [suacpr@syr.edu](mailto:suacpr@syr.edu)


## GAME OVERVIEW

- The Syracuse football team will take on Notre Dame at MetLife Stadium in East Rutherford, N.J. on Saturday, Oct. 1. Kickoff is set for 12 p.m. The game will be televised on ESPN with Bob Wischusen (play-by-play), Brock Huard (analyst), and Allison Williams (sideline) on the call.
- Syracuse is looking to pick up its second straight win, coming off a 31-24 victory at Connecticut on Sept. 24. Sophomore quarterback **Eric Dungey** became the fifth player in program history to throw for at least 400 yards in a single contest. Redshirt senior wide receiver **Amba Etta-Tawo** established an Orange single-game record with 270 receiving yards.
- Notre Dame enters Saturday's contest with a 1-3 overall record. In their last game, the Fighting Irish suffered a 38-35 loss against Duke on Sept. 24. Junior quarterback DeShone Kizer eclipsed the 300-yard passing plateau for the second straight game, finishing with a career-high 381 yards through the air against the Blue Devils.

## RECORD-BREAKING YEAR


- Redshirt senior wide receiver **Amba Etta-Tawo** set a new SU single-game record with 270 receiving yards at Connecticut on Sept. 24. Scott Schwedes previously held the record, notching 249 receiving yards against Boston College in 1985. Only James Washington of Oklahoma State has picked up more receiving yards in a game (296) this season.
- Etta-Tawo became only the third player in ACC history to register multiple 200-yard receiving games in the same season, joining Torry Holt (NC State, 1998) and Craphonso Thorpe (Florida State, 2003). It marks the second straight year a player coached by **Dino Babers** eclipsed the 200-yard receiving mark multiple times. Bowling Green's Roger Lewis did so three times in 2015.
- Junior wide receiver **Ervin Philips** matched the Syracuse single-game record with 14 receptions against Colgate on Sept. 2. Art Monk hauled in 14 catches at Navy on Nov. 5, 1977. It marks the fourth-most receptions by an individual nationally in 2016, as well.
- Quarterbacks **Eric Dungey** and **Zack Mahoney** combined to go 40-for-46 passing for 437 yards against Colgate. The Orange notched a .870 completion percentage, setting a new program single-game record. The previous top mark was a 16-of-19 (.842) performance against Army West Point on Nov. 16, 1996. It also marked the highest completion percentage by an ACC team with a minimum of 40 attempts this century.

## STATISTICAL LEADERS




### RUSHING

#4 Dontae Strickland  
Sophomore - RB  
226 yds (61 att.)




### PASSING

#2 Eric Dungey  
Sophomore - QB  
1,367 yds (117-179 att.)



### RECEIVING

#7 Amba Etta-Tawo  
Redshirt Senior - WR  
706 yds (40 rec.)



### TACKLES

#4 Zaire Franklin  
Junior - LB  
32 tackles

## THE MATCHUP

### SYRACUSE ORANGE

Record: 2-2, 0-1 ACC  
Rankings: NR  
Head Coach: Dino Babers  
Alma Mater: Hawaii '84  
Year as a Head Coach: Fifth  
Year at School: First  
Overall Record: 39-18 (.684)  
Record at School: 2-2 (.500)  
vs. Notre Dame: 0-0 (.000)

### NOTRE DAME FIGHTING IRISH

Record: 1-3  
Rankings: NR  
Head Coach: Brian Kelly  
Alma Mater: Assumption '83  
Year as a Head Coach: 26th  
Year at School: Seventh  
Overall Record: 227-83-2 (.731)  
Record at School: 56-26 (.683)  
vs. Syracuse: 4-0 (1.000)

Series: ND leads, 4-3 (Streak: ND, 1)  
at SU: Series tied, 1-1 (Streak: SU, 1)  
at Carrier Dome: SU leads, 1-0 (Streak: SU, 1)  
at Notre Dame: ND leads, 2-1 (Streak: SU, 1)  
Neutral: Series tied, 1-1 (Streak: ND, 1)  
Last 10 Meetings: ND leads, 4-3  
Last SU Win: 2008 (24-23)  
Last UConn Win: 2014 (31-15)  
Largest Margin of SU Victory: 26 (2003)  
Largest Margin of ND Victory: 24 (2005)

## GAME INFORMATION

Date: Saturday, October 1  
Time: 12:00 p.m. EST  
Location: East Rutherford, N.J.  
Stadium: MetLife Stadium  
Capacity: 82,500  
Tickets: [metlifestadium.com](http://metlifestadium.com)  
Television: ESPN  
Play-By-Play: Bob Wischusen  
Analyst: Brock Huard  
Sideline: Allison Williams  
Radio: Syracuse IMG Radio Network  
Play-By-Play: Matt Park '97  
Analyst: Chris Gedney '93  
Sideline: Brian Higgins '04  
Student Radio: WAER 88.3 FM (Syracuse)  
Satellite Radio: SiriusXM 112/194  
Live Audio: Cuse.com  
Live Stats: Cuse.com  
Live Video: WatchESPN  
Facebook: /CuseFootball, /Cuse  
Instagram: @CuseFootball, @Cusepics  
Twitter: @CuseFootball, @Cuse

STATISTICAL COMPARISON

Category	SU	ND
Overall Record	2-2	1-3
Conference	0-1	0-0
Non-Conference	2-1	1-3
Home	1-2	1-2
Away	1-0	0-1
Neutral	0-0	0-0
Points Scored	28.0	37.2
Points Allowed	34.5	33.5
Rushing Offense	124.8	163.8
Rushing Defense	209.3	201.0
Passing Offense	371.8	292.0
Passing Defense	257.5	253.0
Total Offense	496.5	455.8
Total Defense	466.8	454.0
Kick Return	19.9	19.8
Punt Return	20.2	13.6
Fumbles-Lost	5-3	7-4
Fumbles Recovered	2	0
Passes Intercepted	3	3
Interceptions	2	4
Turnovers	6	7
Takeaways	4	4
Turnover Margin	-2	-3
Penalties-Yards	28-204	23-229
Yards Per Game	51.0	57.2
Net Punt Average	38.0	41.0
Time of Possession	29:34	29:25
Third-Down Conversions	38-80	23-54
Percentage	.475	.426
Opp. Third-Down Conversions	24-66	26-62
Percentage	.364	.419
Fourth-Down Conversions	5-9	3-4
Percentage	.556	.750
Opp. Fourth-Down Conversions	5-7	3-6
Percentage	.714	.500
Sacks	7	1
Sacks Allowed	9	8
Tackles For Loss	18	17
Field Goals-Attempts	7-10	2-4
Red Zone Offense	9-11	18-20
Touchdowns	6-11	16-20
Red Zone Defense	11-13	14-16
Touchdowns	9-13	11-16

SERIES SPOTLIGHT



- Orange quarterback Cameron Dantley, whose father Adrian Dantley played basketball at Notre Dame, connected with Donte Davis for an 11-yard touchdown with 42 seconds left to lift SU to a 24-23 victory against the Fighting Irish at Notre Dame Stadium on Nov. 22, 2008.
- Syracuse overcame a 13-point deficit to win. The Orange trailed, 23-10, entering the fourth quarter before rallying for the victory.
- Running back Antwon Bailey rushed for 126 yards and scored a fourth-quarter touchdown.
- Defensive tackle Arthur Jones, now with the Indianapolis Colts, had a game-high 15 tackles, including 4.0 for a loss and 1.5 sacks.
- Notre Dame kicker Brandon Walker missed a potential game-winning, 53-yard field goal as time expired.

SERIES HISTORY

- Syracuse and Notre Dame will meet for the eighth time on the gridiron on Saturday afternoon. Notre Dame owns a slight advantage in the all-time series, owning a 4-3 overall record against Syracuse.
- In the last meeting between the two teams, Notre Dame recorded a 31-15 victory at MetLife Stadium on Sept. 27, 2014. Quarterback Terrel Hunt was 22-for-38 passing for 294 yards and added 26 yards and a touchdown on the ground.
- The Orange and Fighting Irish have combined for 1,596 all-time victories. Syracuse has 703 wins, while Notre Dame owns 893 victories. Notre Dame is second on the list of winningest FBS programs, while Syracuse ranks 22nd.
- The two sides have combined for 12 national championships. Notre Dame has 11 titles, with its most recent coming in 1988. Syracuse won in 1959.
- Notre Dame and Syracuse have 32 bowl victories between them. The Irish have 17 bowls wins and a 16-17 overall postseason record. The Orange have won 15 bowl championships and hold a 15-9-1 postseason mark.

AGAINST FOES FROM INDIANA

- Syracuse owns a 7-9 overall record against teams from the state of Indiana. In their history, the Orange have played Ball State, Indiana, Notre Dame, and Purdue.

THE SWAMPS OF JERSEY

- Syracuse owns a 0-3 overall record at MetLife Stadium, losing to USC (2012), Penn State (2013), and Notre Dame (2014). In addition, the program owns a 5-6 mark in East Rutherford, N.J., notching a 5-3 record in games played at Giants Stadium from 1979-2001.

ORANGE IN THE MEADOWLANDS

Year	Opponent (Location)	Result
1979	West Virginia (Giants Stadium)	W, 24-14
1979	Penn State (Giants Stadium)	L, 35-7
1982	Rutgers (Giants Stadium)	W, 31-8
1990	USC (Giants Stadium)	L, 34-16
1991	Rutgers (Giants Stadium)	W, 21-7
1993	Rutgers (Giants Stadium)	W, 31-18
1997	Wisconsin (Giants Stadium)	W, 34-0
2001	Georgia Tech (Giants Stadium)	L, 13-7
2012	USC (MetLife Stadium)	L, 42-29
2013	Penn State (MetLife Stadium)	L, 23-17
2014	Notre Dame (MetLife Stadium)	L, 31-15

- The Orange men's lacrosse team has more MetLife Stadium appearances than any other Syracuse team. The SU men's lacrosse team have played there four times as part of the Konica Minolta Big City Classic, recording a 3-1 overall record. In the first sporting event in history of the facility, the Orange defeated Princeton, 13-4, on April 10, 2010.

OPPONENT CONNECTIONS

- Redshirt freshman offensive linemen **Colin Byrne** and **Samuel Clausman** attended St. Thomas Aquinas in Florida with Notre Dame junior wide receiver Corey Holmes and freshman safety Christopher Schilling.
- Two members of the Syracuse football team are from Indiana. **Kendall Coleman** (Indianapolis) and **Andreas Duerig** (Lowell) call the Hoosier State home.
- Syracuse redshirt sophomore offensive lineman **Donnie Foster** and freshman wide receiver **K.K. Hahn** went to IMG Academy in Florida with Fighting Irish freshman running back Tony Jones, Jr. and freshman safety Spencer Perry.

LAST 10 MEETINGS

Year	Result	Location
2014	L, 31-15	East Rutherford, N.J.
2008	W, 24-23	South Bend, Ind.
2005	L, 34-10	South Bend, Ind.
2003	W, 38-12	Carrier Dome
1963	W, 14-7	Bronx, N.Y.
1961	L, 17-15	South Bend, Ind.
1914	L, 20-0	Archbold Stadium

OPPONENT CONNECTIONS (CONT.)

- Redshirt freshman linebacker **Troy Henderson** and freshman cornerback **Carl Jones** and Fighting Irish sophomore defensive back Shaun Crawford all went to St. Edward HS in Ohio.
- Redshirt sophomore defensive end **Chris Slayton** and Notre Dame junior linebacker Nyles Morgan attended Crete-Monee HS in Illinois.
- Five players from Notre Dame are from the state of New York. Jess Bongiovi (Brooklyn), Jay Hayes (Brooklyn), Jamir Jones (Rochester), Jarron Hones (Rochester), and Pete Mokwuah (Staten Island) hail from the Empire State.

AIRING IT OUT

- In only four games under head coach **Dino Babers**, Syracuse already leads the ACC and ranks seventh nationally in passing offense, averaging 371.8 yards per game through the air.
- The Orange are on pace for the most prolific season through the air in program history. Through four games, the team is passing for 82.8 more yards per game than the current Syracuse single-season record. SU averaged 289.0 passing yards per contest in 2012.
- Sophomore quarterback **Eric Dungey** leads the conference and ranks sixth nationally in passing yards (1,367). Dungey has already posted two of the top three completion totals in school history. In addition, he is only the third SU quarterback to throw for at least 350 yards multiple times in the same season.
- In his first and only season with the Orange, redshirt senior wide receiver **Amba Etta-Tawo** has exploded on the scene. The graduate transfer from Maryland leads the nation in receiving yards per game (176.5). He also is the first SU player to eclipse the 100-yard receiving mark in the first four games of a season.

- Junior wide receiver **Ervin Philips** has been one of Dungey's favorite targets in 2016. Philips averages 9.0 receptions per contest, which ranks second in the league and sixth in the country. In the season opener against Colgate on Sept. 2, Philips matched Art Monk's Syracuse single-game record with 14 catches.

ORANGE IS THE NEW FAST

- Head coach **Dino Babers** brought his high-octane offensive scheme from Bowling Green to Syracuse when he was named the Orange's head coach in December.
- Orange fans have already seen an immediate jump in tempo. Thus far, Syracuse has run 345 offensive plays (86.3 per contest). By comparison, the Orange totaled 751 offensive snaps and averaged 62.6 plays per game last year.
- Against USF on Sept. 17, Syracuse tied the ACC single-game record for most plays. The Orange ran 105 plays (55 rushing, 50 passing) for 549 yards (5.2 avg.). The total matched the conference record established by Maryland in 1992 against NC State. The previous Syracuse record for most plays was 100 versus Virginia Tech in 2002, a game that was decided in triple overtime.

STATISTICAL RANKINGS

TEAM	NCAA	ACC
<b>Category (Value)</b>		
3rd-Down Pct. (.475)	30	4
Opp. 3rd-Down Pct. (.364)	60	10
4th-Down Pct. (.556)	64	7
Opp. 4th-Down Pct. (.714)	107	11
Blocked Kicks (0)	N/A	N/A
Blocked Kicks Allowed (0)	1	1
Blocked Punts (0)	N/A	N/A
Blocked Punts Allowed (0)	1	1
Completion Pct. (.661)	17	3
Defensive Touchdowns (1)	N/A	N/A
Penalties (28)	94	9
Penalties Per Game (7.00)	87	8
Penalty Yards (204)	63	5
Yards Per Game (51.00)	52	4
1st Downs Defense (84)	82	12
1st Downs Offense (98)	20	3
Fumbles Lost (3)	68	6
Fumbles Recovered (2)	64	9
Kickoff Return Defense (20.21)	55	8
Kickoff Returns (19.88)	85	13
Punting (37.17)	70	8
Passes Intercepted (3)	49	8
Interceptions (2)	86	10
Passing Offense (371.8)	7	1
Passing Defense (257.5)	93	12
Yards Per Completion (11.90)	86	9
Punt Return Defense (14.88)	115	13
Punt Returns (8.40)	61	11
Red Zone Defense (.846)	64	8
Red Zone Offense (.818)	75	10
Rushing Defense (209.3)	103	13
Rushing Offense (124.8)	111	14
Sacks Allowed (2.25)	81	11
Scoring Defense (34.5)	106	13
Scoring Offense (28.0)	77	10
TFL Allowed (6.50)	81	10
Pass Efficiency (144.77)	45	6
Pass Efficiency Defense (122.10)	55	8
Sacks (1.75)	84	13
TFL (4.5)	111	13
Time of Possession (29:34)	63	10
Total Defense (466.8)	111	13
Total Offense (496.5)	25	4
Turnover Margin (-0.50)	84	10
Turnovers Gained (4)	88	10
Turnovers Lost (6)	60	8
Winning Percentage (.500)	56	10
<b>INDIVIDUAL (TOP 50 NATIONALLY)</b>		
<b>Category (Value)</b>	<b>NCAA</b>	<b>ACC</b>
<b>Parris Bennett</b>		
Forced Fumbles (0.50)	14	3
<b>Eric Dungey</b>		
Completion Percentage (.654)	26	5
Completions Per Game (29.25)	7	1
Passing Efficiency (142.8)	45	7
Passing TDs (9)	22	5
Passing Yards (1,367)	6	1
Passing Yards Per Game (341.8)	8	1
Points Responsible For (66)	20	4
Points Resp. For Per Game (16.5)	28	4
Total Offense (358.5)	10	2
<b>Amba Etta-Tawo</b>		
All-Purpose (176.50)	8	2
Receiving TDs (5)	5	1
Receiving Yards (706)	1	1
Receiving Yards Per Game (176.5)	1	1
Receptions Per Game (10.0)	4	1
<b>Sterling Hofrichter</b>		
Punting (43.0)	43	4
<b>Cole Murphy</b>		
Field Goals Per Game (1.75)	10	2
<b>Ervin Philips</b>		
Receptions Per Game (9.0)	6	2
<b>Sean Riley</b>		
Combined Kick Returns (394)	5	3
<b>Chris Slayton</b>		
Sacks (0.75)	45	11

ORANGE IS THE NEW FAST (CONT.)

• Through three games, Syracuse is averaging one play every 20.6 seconds of possession time. For comparison, Baylor is averaging an offensive snap every 19.6 seconds in 2016. Texas, under the direction of **Dino Babers'** pupil Sterlin Gilbert, has run a play every 20.3 seconds. Oregon, the perceived standard in up-tempo offense, is managing a snap every 21.2 seconds this year.

THE SYSTEM WORKS

• In four years as the head coach at Eastern Illinois (2012-13) and Bowling Green (2014-15), **Dino Babers'** offenses generated 27,620 total yards. That's the equivalent of 15.7 miles! It's also more yards of offense than any ACC team gained during that span.

ACC TOTAL OFFENSE COMPARISON (2012-15)

Dino Babers (EIU, BGSU)	27,620
Clemson	26,291
Florida State	25,559
North Carolina	23,765
Georgia Tech	22,968

• In three of those four years, Babers' unit ranked in the top 10 nationally in total offense, including in 2013 when his Eastern Illinois squad led all of Division I (FBS and FCS) with 8,253 yards. The only Division I program to average more yards per game than the Panthers' 589.5 in 2013 was Baylor (618.8).

• This season, Syracuse ranks fourth in the conference and 25th in the country in total offense, averaging 496.5 yards per contest. Currently, the Orange are on pace to record 5,958 yards of total offense, which would rank second in program history. The pace of 496.5 yards per game would shatter the existing school record (476.0 - 2012).

DEFENSE INTO OFFENSE

• Redshirt sophomore cornerback **Cordell Hudson** returned an interception 22 yards for a touchdown at Connecticut on Sept. 24. Hudson's interception was the first defensive touchdown for the Orange under coordinator **Brian Ward**. It also guaranteed that 2016 would be the third year in a row that at least one Syracuse defender recorded a pick-six.

• Syracuse has notched nine defensive touchdowns in its past 27 games, dating back to the second contest of the 2014 campaign at Central Michigan. **Antwan Cordy**, **Marquez Hodge**, **Hudson**, and **Corey Winfield** have all registered defensive touchdowns.

BE ON THE LOOKOUT FOR

• After serving as one of the Orange hybrid backs in 2015, sophomore **Dontae Strickland** has emerged as the club's top running back. Having lined up on the wing at South Brunswick High School in New Jersey, the 2016 season marks the first time he has played the traditional running back role since his Pop Warner days.

• Strickland carried the ball 30 times for a career-high 127 yards against USF on Sept. 2. Strickland became the first Orange player to record at least 100 yards on the ground since **Jordan Fredericks** ran for 103 yards versus Rhode Island in the 2015 season opener. In addition, he was the Syracuse player to log 30 carries since Delone Carter (30) against Akron in 2009.

• Strickland's totals in the USF game nearly equaled his number of carries (38) and yards (129) in the first 14 games of his career.

• The South Brunswick, N.J. native currently leads the team in rushing, recording 226 yards on the ground. He also has recorded seven catches for 66 yards on the year.



ON THIS DATE

- Syracuse owns an 11-4 overall record in games played on Oct. 1.
- Running back Kirby Dar Dar ran for a career-high 108 yards and three touchdowns in a 28-20 victory against then No. 14/10 Virginia Tech on Oct. 1, 1994.
- The Orange's first five victories on Oct. 1 came all by shutouts. Syracuse has outscored its opposition, 410-195 all-time on Oct. 1.

VIDEO GAME NUMBERS

• Quarterbacks especially have thrived in **Dino Babers'** system. Eastern Illinois and Bowling Green starting signal callers on Babers' watch threw for an average of 4,248 yards and 36.3 touchdowns per year.

STARTING QUARTERBACKS UNDER BABERS

Year	Name (School)	Yards	Avg.	TD
2012	J. Garoppolo (EIU)	3,823	318.6	31
2013	J. Garoppolo (EIU)	5,050	360.7	53
2014	J. Knapke (BGSU)	3,173	226.6	15
2015	M. Johnson (BGSU)	4,946	353.6	46
<b>Avg. season</b>		<b>4,428</b>	<b>314.9</b>	<b>36</b>

BEST SEASON BY A SYRACUSE QUARTERBACK

Year	Name (School)	Yards	Avg.	TD
2012	R. Nassib	3,749	288.4	26

BEST SEASONS BY AN ACC QUARTERBACK

Year	Name (School)	Yards	Avg.	TD
1988	A. Dilweg (DU)	3,824	347.6	24
2007	M. Ryan (BC)	4,507	321.9	31
2012	J. Winston (FSU)	4,057	289.8	40

ACC record

- Jimmy Garoppolo in particular excelled, throwing for 8,873 yards and 84 touchdowns in two seasons with Babers at Eastern Illinois. The New England Patriots took notice and made Garoppolo their second-round pick in the 2014 NFL Draft.
- By comparison, Syracuse has never had a quarterback record a 4,000-yard passing season. Only one Orange quarterback has ever thrown for 3,000 yards. That was Ryan Nassib, who set the SU single-season record with 3,749 yards in 2012. Nassib also established the season record for most touchdown passes (26) the same year.

**ACTIVE OFFENSIVE LEADERS**

<b>Pass Completions</b>	
Eric Dungey .....	222
Zack Mahoney .....	61
Austin Wilson .....	32
<b>Passing Yards</b>	
Eric Dungey .....	2,665
Zack Mahoney .....	632
Austin Wilson .....	302
<b>Passing Touchdowns</b>	
Eric Dungey .....	20
Zack Mahoney .....	7
Austin Wilson .....	1
<b>Rushing Attempts</b>	
George Morris .....	180
Eric Dungey .....	136
Jordan Fredericks .....	121
<b>Rushing Yards</b>	
George Morris .....	761
Jordan Fredericks .....	692
Ervin Philips .....	429
<b>Rushing Touchdowns</b>	
Eric Dungey .....	7
Jordan Fredericks .....	4
Ervin Philips .....	3
<b>Receptions</b>	
Amba Etta-Tawo * .....	101
Steve Ishmael .....	83
Ervin Philips .....	80
<b>Receiving Yards</b>	
Amba Etta-Tawo * .....	1,644
Steve Ishmael .....	1,156
Brisly Estime .....	837
<b>Receiving Touchdowns</b>	
Steve Ishmael .....	10
Amba Etta-Tawo * .....	8
Ervin Philips .....	7

\* - Includes games at Maryland

**OFFENSIVE SPOTLIGHT**



- Senior wide receiver and return specialist **Brisly Estime** was named to the 2016 Paul Hornung Award Preseason Watch List. The Paul Hornung Award is presented to the most versatile player in the FBS. Estime is one of 43 players on the preseason watch list.
- Estime has 14 receptions for 147 yards and two touchdowns on the 2016 season. The Delray Beach, Fla. native has a touchdown catch in each of the past two games and now has eight receiving touchdowns in his collegiate career.
- A 2015 All-ACC Third Team selection, Estime finished second nationally last season in punt return average (18.1) and tied for second in the country with two punt returns for touchdowns. His 937 combined kick return yards (665 kickoff, 272 punt) in 2015, ranked 11th in the FBS.

**GOING LONG**

- The Orange have racked 22 completions of at least 20 yards in four games so far this season. Last year, Syracuse managed just 23 such passing plays in 12 games.
- Redshirt senior wide receiver **Amba Etta-Tawo** is responsible for more than half of those plays (14), and his 59-yard reception from **Eric Dungey** at Connecticut represents SU's longest passing play of 2016.
- Overall, the Orange have 36 plays of more than 20 yards this season. They are on pace for 108 plays of at least 20 yards, 37 more than last year's total of 71.

**BABERS' DEBUT**

- It may have not been up to his speed, but head coach **Dino Babers** had a solid showing in his debut at the helm of the Orange football program. With his 33-7 victory against Colgate on Sept. 2, Babers became the first Syracuse head football coach to win in his debut since Paul Pasqualoni in 1991.
- For the first time in program history, two 'Cuse receivers notched at least 10 receptions in a game. Junior wide receiver **Ervin Philips** matched the school record with 14 catches, while redshirt senior wide receiver **Amba Etta-Tawo** had 12 receptions against the Raiders.

**YOUNG GUN**

- Sophomore quarterback **Eric Dungey** currently leads the ACC and ranks sixth nationally in passing yards, recording 1,367 yards through the air. He also leads the conference and ranks eighth in the country in completions per game, averaging 29.25 connections per contest.
- Dungey threw for a career-high 407 yards and two touchdowns at Connecticut on Sept. 24, the ninth time in 12 career games he has passed for multiple scores. It was the sixth 400-yard passing contest in school history and the first since Ryan Nassib's school-record 482-yard passing performance against Northwestern in 2012.
- He was 32-for-48 passing for 350 yards and two scores against USF on Sept. 17. The second-year signal caller became the sixth quarterback in SU history to post multiple 300-yard passing games.

**CHARTING THE OFFENSE**

<b>CONSECUTIVE GAMES PLAYED WITH A RECEPTION</b>					
Name	Streak	2016 Rec.	Career Rec.	Started	
S. Ishmael	16	17	83	09/04/15	
E. Philips	6	36	80	11/21/15	
B. Estime	4	14	69	09/02/16	
A. Etta-Tawo *	4	40	101	09/02/16	
J. Parris	4	-	43	10/24/15	
D. Strickland	3	7	16	09/09/16	
A. Cornelius	1	-	18	11/28/15	
<b>100-YARD RUSHING GAMES</b>					
Name	2013	2014	2015	2016	Career
J. Fredericks	-	-	1	0	1
D. Strickland	-	-	0	1	1
<b>300-YARD PASSING GAMES</b>					
Name	2013	2014	2015	2016	Career
E. Dungey	-	-	0	3	3
<b>100-YARD RECEIVING GAMES</b>					
Name	2013	2014	2015	2016	Career
A. Etta-Tawo *	2	0	0	4	6
S. Ishmael	-	0	1	0	1

\* - Includes games at Maryland

**HOW FAST ARE THE ORANGE?**

Opponent	Plays	TOP	Avg.
Colgate	81	30:26	22.5
Louisville	93	28:32	18.4
USF	105	37:48	21.6
Connecticut	66	21:31	19.6
Notre Dame	-	-	-
Wake Forest	-	-	-
Virginia Tech	-	-	-
Boston College	-	-	-
Clemson	-	-	-
NC State	-	-	-
Florida State	-	-	-
Pittsburgh	-	-	-
<b>Total</b>	<b>345</b>	<b>01:58:17</b>	<b>20.6</b>

**YOUNG GUN (CONT.)**

- Dungey played well in his first game under head coach **Dino Babers**, going 34-for-40 passing for 355 yards and two touchdowns against Colgate on Sept. 2. Against Louisville, Dungey was responsible for all four SU touchdowns, including a career-high three through the air.

<b>SYRACUSE SINGLE-GAME COMPLETIONS</b>	
Name (Opponent, Date)	Completions
R. Nassib (vs. Northwestern, 09/01/12) .....	45
<b>E. Dungey (vs. Colgate, 09/02/16) .....</b>	<b>34</b>
<b>E. Dungey (vs. USF, 09/17/16) .....</b>	<b>32</b>
R. Nassib (vs. USC, 09/08/12) .....	30
Four with .....	29

- His 34 completions versus Colgate rank second in SU single-game history, while his .850 completion percentage was the best for an SU quarterback who attempted at least 21 passes.

**QUICK TRANSITION**

- Redshirt senior wide receiver **Amba Etta-Tawo** has gotten off to a terrific start at Syracuse. In fact, he's been so good he was added to the Biletnikoff Award Watch List on Sept. 20 along with Cal receiver Chad Hansen.
- A graduate transfer from Maryland, Etta-Tawo has 706 receiving yards in his first four games as a member of the Orange, which leads the nation. In addition, Etta-Tawo became the first Orange player to eclipse the 100-yard receiving mark in the first four games of a season.

**NATIONAL POLLS**

AP POLL	AMWAY COACHES POLL
1. Alabama	1. Alabama
2. Ohio State	2. Ohio State
3. Louisville	3. Clemson
4. Michigan	4. Louisville
5. Clemson	5. Michigan
6. Houston	6. Stanford
7. Stanford	7. Houston
8. Wisconsin	8. Wisconsin
9. Texas A&M	9. Washington
10. Washington	10. Texas A&M
11. Tennessee	11. Tennessee
12. Florida State	12. Florida State
13. Baylor	13. Baylor
14. Miami	14. Miami
15. Nebraska	15. Nebraska
16. Ole Miss	16. Michigan State
17. Michigan State	17. Ole Miss
18. Utah	18. Utah
19. San Diego State	19. TCU
20. Arkansas	20. Georgia
21. TCU	21. Florida
22. Texas	22. Arkansas
23. Florida	23. North Carolina
24. Boise State	24. San Diego State
25. Georgia	25. Texas

Opponents receiving votes:	Opponents receiving votes:
Virginia Tech, Wake Forest	Virginia Tech, Wake Forest, USF

**AROUND THE ACC**

**2016 STANDINGS**

Atlantic Division				Overall		
Team	W	L	Pct.	W	L	Pct.
Louisville	2	0	1.000	4	0	1.000
Clemson	1	0	1.000	4	0	1.000
Wake Forest	1	0	1.000	4	0	1.000
NC State	0	0	.000	2	1	.667
Florida State	0	1	.000	3	1	.750
<b>Syracuse</b>	<b>0</b>	<b>1</b>	<b>.000</b>	<b>2</b>	<b>2</b>	<b>.500</b>
Boston College	0	2	.000	2	2	.500

Coastal Division				Overall		
Team	W	L	Pct.	W	L	Pct.
North Carolina	1	0	1.000	3	1	.750
Virginia Tech	1	0	1.000	3	1	.750
Georgia Tech	1	1	.500	3	1	.750
Miami	0	0	.000	3	0	1.000
Virginia	0	0	.000	1	3	.250
Duke	0	1	.000	2	2	.500
Pittsburgh	0	1	.000	2	2	.500

**THIS WEEK'S SCHEDULE**

**Saturday, Oct. 1**

Notre Dame vs. Syracuse	12:00 p.m.
Miami at Georgia Tech	12:00 p.m.
Virginia at Duke	12:30 p.m.
Buffalo at Boston College	1:00 p.m.
North Carolina at Florida State	3:30 p.m.
Wake Forest at NC State	3:30 p.m.
Marshall at Pittsburgh	7:30 p.m.
Louisville at Clemson	8:00 p.m.

**QUICK TRANSITION (CONT.)**

- Etta-Tawo set the Orange single-game record with 270 receiving yards on 12 catches at Connecticut on Sept. 24, eclipsing the previous SU standard of 249 yards by Scott Schwedes against Boston College in 1985. The performance marked Etta-Tawo's fourth consecutive 100-yard receiving game. Etta-Tawo is the second SU receiver to record four consecutive 100-yard games and the first to do it in the same season.
- Against USF on Sept. 17, he caught eight passes for 123 yards. Etta-Tawo became the sixth player in program history to record at least 100 receiving yards in three straight games and first to do so since Alec Lemon in 2012.
- Etta-Tawo followed up his Orange debut with an eight-catch effort for 103 yards and two TDs against Louisville on Sept. 9. Through the Orange's first two games, Etta-Tawo matched the number of TD receptions he had in his Maryland career (3).
- In his SU debut, Etta-Tawo notched 12 receptions for 210 yards and a score against Colgate on Sept. 2. His 210 receiving yards ranks sixth in Syracuse single-game history, while his 12 receptions are tied for fourth. Etta-Tawo also became only the third player in program history to record at least 10 receptions and 200 receiving yards in the same game, joining Mike Williams (2009 vs. Northwestern) and Alec Lemon (2012 vs. Missouri).
- Etta-Tawo leads the ACC in receiving touchdowns (5), receiving yards (706), receiving yards per game (176.5), and receptions per game (10.0).

**MAKING MOVES**

- Junior **Ervin Philips** made the transition to inside wide receiver for the 2016 campaign after serving as the Orange's primary hybrid back last season. It marks the third time Philips has changed positions at Syracuse. As a freshman in 2014, Philips was a running back.
- Philips matched the program single-game record with 14 receptions against Colgate on Sept. 2. Philips joined College and Pro Football Hall of Famer Art Monk (1977) as the only Syracuse players to catch 14 passes in a contest. The junior wide receiver finished the night with 14 catches for 87 yards and one touchdown.
- He ranks second on the club with 36 receptions and 289 receiving yards and is one of three Orange players with at least two touchdown catches this in 2016.

**CHARTING THE OFFENSIVE LINE**

KNOCKDOWN BLOCKS												
Player	COL	UL	USF	UC	ND	WF	VT	BC	CU	ST	FS	UP Total
O. Palmer	3	5	6	-	-	-	-	-	-	-	-	14
C. Byrne	-	-	8	3	-	-	-	-	-	-	-	11
A. Roberts	4	2	4	1	-	-	-	-	-	-	-	11
C. Conway	3	1	5	-	-	-	-	-	-	-	-	9
J. Emerich	3	6	-	-	-	-	-	-	-	-	-	9
E. Adams	-	1	3	3	-	-	-	-	-	-	-	7
M. Lasker	1	-	1	3	-	-	-	-	-	-	-	5
J. McGloster	2	-	2	1	-	-	-	-	-	-	-	5
<b>Total</b>	<b>16</b>	<b>15</b>	<b>29</b>	<b>11</b>	<b>-</b>	<b>-</b>	<b>-</b>	<b>-</b>	<b>-</b>	<b>-</b>	<b>-</b>	<b>71</b>

SNAPS												
Player	COL	UL	USF	UC	ND	WF	VT	BC	CU	ST	FS	UP Total
A. Roberts	77	95	110	67	-	-	-	-	-	-	-	349
C. Conway	78	95	110	-	-	-	-	-	-	-	-	283
O. Palmer	77	96	80	-	-	-	-	-	-	-	-	253
J. McGloster	41	54	62	67	-	-	-	-	-	-	-	224
M. Lasker	50	43	48	67	-	-	-	-	-	-	-	208
C. Byrne	6	2	112	67	-	-	-	-	-	-	-	187
J. Emerich	77	95	-	-	-	-	-	-	-	-	-	172
E. Adams	6	2	30	67	-	-	-	-	-	-	-	105
J. Burton	6	2	-	-	-	-	-	-	-	-	-	8
S. Clausman	6	2	-	-	-	-	-	-	-	-	-	8

**A WIN WOULD**

- Give the Orange their 704th victory in program history. Syracuse currently ranks 23rd on the FBS ledger of winningest programs (11 wins from 2004-06 were vacated by the NCAA).
- Even the all-time series against Notre Dame. The Fighting Irish currently own a 4-3 advantage against the Orange.
- Be Syracuse's first victory in the confines of MetLife Stadium. It would improve the team's record to 6-6 in games in East Rutherford, N.J.

**MAKING MOVES (CONT.)**

- Philips prepped at West Haven HS in Connecticut, where he rushed for a record 4,596 yards in his scholastic career. Only six miles down the road, SU legend Floyd Little cut his teeth on the gridiron at James Hillhouse High School in New Haven.

**DYNAMIC DUO**

- Junior **Ervin Philips (40)** and redshirt senior **Amba Etta-Tawo (36)** have combined for 76 of the Orange's 125 receptions in 2016 (60.8 pct.). In addition, the pair have accounted for 67 percent (995 yards) of the team's receiving yardage.

**TOP FBS RECEIVING DUOS (RECEPTIONS)**

Names (Receptions), School	Catches
A. Etta-Tawo (40), E. Philips (36), Syracuse	..... 76
Z. Jones (49), Q. Johnson (25), East Carolina	..... 74
C. Hansen (50), M. Stovall (17), California	..... 67

**ISHMAEL STREAKING**

- Junior wide receiver **Steve Ishmael** has recorded at least one reception in each of the past 16 games for the Orange, which is the longest active streak on the team. In the past 16 contests, the Miami, Fla. native has tallied 56 receptions for 741 yards and seven touchdowns.
- He is two games away from tying Quinton Spotwood, Tommy Kane and Jarrod West for ninth in school history with catches in 18 straight games.
- Ishmael became the 20th player in program history to register 1,000 career receiving yards against Colgate on Sept. 2. Ishmael already is one of 14 players in Syracuse history to notch 10 career touchdown receptions. He needs 17 catches to become the 12th SU receiver to secure reach 100 career receptions.

**ACTIVE DEFENSIVE LEADERS**

<b>Total Tackles</b>	
Zaire Franklin .....	157
Marqez Hodge .....	108
Antwan Cordy .....	86
<b>Solo Tackles</b>	
Zaire Franklin .....	107
Marqez Hodge .....	78
Antwan Cordy .....	61
<b>Tackles for Loss</b>	
Zaire Franklin .....	19.5
Antwan Cordy .....	13.0
Chris Slayton .....	10.0
<b>Sacks</b>	
Zaire Franklin .....	5.0
Chris Slayton .....	4.0
Two with .....	3.0
<b>Interceptions</b>	
Antwan Cordy .....	3
Cordell Hudson .....	2
Corey Winfield .....	2
<b>Pass Breakups</b>	
Juwan Dowels .....	5
Antwan Cordy .....	4
Cordell Hudson .....	4
<b>Passes Defended</b>	
Antwan Cordy .....	7
Cordell Hudson .....	7
Juwan Dowels .....	6
<b>Fumbles Forced</b>	
Zaire Franklin .....	4
Three with .....	2
<b>Fumbles Recovered</b>	
Antwan Cordy .....	3
Marqez Hodge .....	3
Steven Clark .....	2

**DEFENSIVE SPOTLIGHT**



- Junior linebacker **Parris Bennett** is in his second season with the first unit. Bennett started the first eight games last year at outside linebacker, before being sidelined by an injury.
- At Connecticut on Sept. 24, Bennett recorded a personal-high 14 stops. It marked the third time in his collegiate career Bennett had made at least 10 tackles.
- Bennett forced the first two fumbles of his collegiate career against Louisville on Sept. 9. He was the first SU player to record multiple forced fumbles since Ron Thompson did so against Central Michigan in 2015.
- Despite only playing in eight games last season, Bennett ranked third on the team in tackles. The Detroit, Mich. native recorded 44 stops on the 2015 campaign.

**CENTER OF ATTENTION**

- Redshirt senior center **Jason Emerich** was named to the 2016 Rimington Trophy Watch List in July. The Rimington Trophy is presented to the most outstanding center in FBS football. Emerich is one of 62 centers on the watch list.
- Emerich moved into the starting lineup in Week 3 last season against Central Michigan and started 12 straight games before missing the past two contests due to injury.
- Off the field, Emerich is the president of the Syracuse University chapter of Uplifting Athletes, which is a nonprofit organization made up of a national network of chapters dedicated to inspiring the rare disease community through the power of sport. For his community service efforts, Emerich was a nominee for the Allstate AFCA Good Works Team and on the preseason watch list for the Wuerffel Trophy.

**BREAK ON THROUGH**

- On the very first touch of his collegiate career, freshman running back **Moe Neal** broke free for a 49-yard touchdown run against Colgate on Sept. 2. Neal carried the ball nine times for a team-high 68 yards on the night. It marked the second straight year a true freshman led the Orange in rushing in the season opener.
- Neal also paced SU in rushing against Louisville on Sept. 9. The true freshman ran 12 times for 43 yards. In addition, he made the first reception of his collegiate career for a gain of five yards.
- Neal got the nickname 'Moe' from his father. His father also excelled at running the ball and people said that he was always asking for 'mo' yards, earning the nickname, 'Moe.' When the younger Neal was born, he was called 'Little Moe.'

**OFFICER MAHONEY**

- After joining the Syracuse football team as a walk-on from the College of DuPage in 2015, junior backup quarterback **Zack Mahoney** was awarded a scholarship prior to the start of the 2016 season. Mahoney worked his way up from fifth-string to make four starts for the Orange last year.
- Mahoney played in eight games for Syracuse in 2015, completing 54-of-117 passes for 535 yards and seven touchdowns. He also rushed for 151 yards on 41 carries and two scores. In the first start of his SU career against LSU on Sept. 26, he became the third Orange signal caller to throw three touchdown passes against a top-10 opponent.

**CHARTING THE DEFENSE**

<b>10+ TACKLES GAMES</b>					
Name	2013	2014	2015	2016	Career
P. Bennett	-	0	2	1	3
Z. Franklin	-	1	1	1	3
D. Ellison	-	-	0	2	2
M. Hodge	1	0	0	0	1
<b>MULTIPLE SACK GAMES</b>					
Name	2013	2014	2015	2016	Career
Z. Franklin	-	0	1	0	1
C. Slayton	-	-	0	1	1
C. Winfield	-	0	1	0	1
<b>MULTIPLE TACKLE FOR LOSS GAMES</b>					
Name	2013	2014	2015	2016	Career
Z. Franklin	-	1	3	1	5
A. Cordy	-	0	2	0	2
M. Hodge	0	2	0	0	2
C. Slayton	-	-	1	1	2
T. Taylor	-	-	1	0	1
C. Winfield	-	0	1	0	1

**LEADING THE WAY**

- Junior linebacker **Zaire Franklin** is in his second season as the man in the middle for the Orange defense. After playing as an outside linebacker as a freshman, Franklin made the move to middle linebacker in 2015 and has not looked back.
  - Currently, Franklin leads the team with 32 tackles in 2016. He also has 3.5 tackles for loss, one pass breakup, and a forced fumble.
  - Franklin turned in a career-best effort at UConn on Sept. 24. He finished with 14 tackles. Franklin also had a game-high 2.5 tackles for a loss, and stopped UConn's Bryant Shirreffs on fourth-and-goal from the 2-yard line with Syracuse holding a 24-17 lead in the fourth quarter.
  - As a sophomore last year, Franklin paced the team in tackles with 81 stops on the season. In addition, he ranked second on the club with 11 tackles for a loss. The Philadelphia, Pa. native led the Orange in tackles in four times, including an 11-tackle effort against Pittsburgh.
  - A proven leader on and off the field, Franklin was the fourth sophomore in the history last year. Franklin joined Robert Adams (1894), College Football Hall of Famer Joe Alexander (1918) and Angelo Accocella (1945) on that prestigious list.
- SLAYTON ANCHORS FRONT FOUR**
- Redshirt sophomore defensive lineman **Chris Slayton** was one of two Orange defensive players to earn Preseason All-ACC accolades, joining junior linebacker **Zaire Franklin**. Slayton currently leads Syracuse with 4.0 tackles for loss, including a team-best two sacks, in 2016.
  - In the season opener, Slayton set a new personal best with two sacks against Colgate. It marked the second time in his collegiate career that he notched multiple tackles for loss in a single game.
  - Against USF on Sept. 17, Slayton notched three tackles, including one sack. The redshirt sophomore defensive lineman also forced a fumble, his second career forced fumble.
  - The University Park, Ill. native is coming off a rookie campaign where he notched 22 tackles and six tackles for loss en route to 2015 *College Football News* and *CampusInsiders.com* Freshman All-America Honorable Mention accolades.
  - After playing primarily as a defensive tackle last year, Slayton is starting at defensive end. He played the position at Crete Monee High School in Illinois, twice earning all-state honors.

2016 HONOR ROLL

<b>Daivon Ellison, So., DB</b>
• ACC co-Defensive Back of the Week (Sept. 19)
<b>Jason Emerich, R-Sr., OL</b>
• Wuerffel Trophy Watch List
• Allstate AFCA Good Works Team Nominee
• Rimington Trophy Watch List
<b>Amba Etta-Tawo, R-Sr., WR</b>
• Biletnikoff Award Watch List
• ACC Receiver of the Week (Sept. 6)
<b>Brisly Estime, Sr., WR, KR/PR</b>
• Hornung Award Watch List
• Phil Steele Preseason All-ACC Second Team
• Athlon Preseason All-ACC Second Team
<b>Zaire Franklin, Jr., LB</b>
• Athlon Preseason All-ACC Fourth Team
• Lindy's Preseason All-ACC Third Team
<b>Steve Ishmael, Jr., WR</b>
• Athlon Preseason All-ACC Fourth Team
<b>Matt Keller, So., LS</b>
• Phil Steele Preseason All-ACC Second Team
<b>Cole Murphy, Jr., K</b>
• Groza Award Watch List
• Athlon Preseason All-ACC Third Team
<b>Chris Slayton, R-So., DL</b>
• Phil Steele Preseason All-ACC Fourth Team

ORANGE IN THE NFL

Name (Pos.)	Team
Jay Bromley (DT)	New York Giants
Eric Crume (DT)	Carolina Panthers
Riley Dixon (P)	Denver Broncos
Dwight Freeney (DE)	Atlanta Falcons
Arthur Jones (DT)	Indianapolis Colts
Chandler Jones (LB)	Arizona Cardinals
Cameron Lynch (LB)	Tampa Bay Buccaneers
Ryan Nassib (QB)	New York Giants
Justin Pugh (OL)	New York Giants
Andrew Tiller (OL)	San Francisco 49ers
Shamarko Thomas (S)	Pittsburgh Steelers

ELLISON HONORED

- Safety **Daivon Ellison** was named the Atlantic Coast Conference co-Defensive Back of the Week on Sept. 19 for his performance against USF. Ellison shared the award with Louisville safety Josh Harvey-Clemons.
- In his first start at strong safety, Ellison notched a career-high and team-best 11 tackles. He also forced the second fumble of his career when he jarred the ball free from USF receiver Rodney Adams in the first quarter.
- The Linden, N.J. native notched his second straight game with at least 10 tackles at Connecticut on Sept. 24. He recorded a career-high 14 stops at UConn.
- Ellison has 26 tackles on the year, which leads all Orange defensive backs. He also has one of SU's two interceptions this season.

GROZA CANDIDATE

- Junior **Cole Murphy** has quickly established himself as one of the nation's best kickers. For the second straight year, Murphy has been named to the Lou Groza Award Watch List. Murphy was a semifinalist for the Groza Award in 2014, which is presented annually to the nation's top kicker.
- Against Colgate on Sept. 2, Murphy was a perfect 4-for-4 on field-goal attempts. He became the first Orange kicker to convert four field goals since Ross Krautman did so against Connecticut in 2012. In addition, Murphy added three extra points to finish with a career-best 15 points.

SU CAREER FIELD GOAL PERCENTAGE	
Name (Years)	Pct. (FG-FGA)
Patrick Shadle (2006-08)	.800 (40/50)
Ross Krautman (2010-13)	.778 (49/63)
<b>Cole Murphy (2014-Present)</b>	<b>.750 (36-48)</b>

- Only in his third year on campus, Murphy has already etched his name into the Syracuse record books. He currently ranks ninth on the SU career ledger for field goals made (36), third in career-field goal percentage (.750, 36-48) and ranks 10th in career field-goal attempts (48).
- Murphy has a string of 59 consecutive made PATs. He has not missed a point-after attempt since the 2014 New York's College Classic vs. Notre Dame at MetLife Stadium.

MAGIC NUMBERS

- Head coach **Dino Babers** owns a perfect 32-0 record when leading after three quarters of play. In addition, his teams are 33-3 overall when leading at the half.
- On the defensive side of the ball, Babers is 17-0 when his teams hold their opponents to less than 20 points. In fact, his squads are 36-2 when their opponents score less than 40 points.

OPPONENT WATCH

Opponent	Record	Ranking	Last Game	Next Game
Colgate	1-2	23/23	L, 38-31 at Richmond	Cornell (10/1)
Louisville	4-0	3/4	W, 59-28 at Marshall	at Clemson (10/1)
USF	3-1	-	L, 55-35 vs. Florida St.	at Cincinnati (10/1)
Connecticut	2-2	-	L, 31-24 vs. Syracuse	at Houston (9/29)
Notre Dame	1-3	-	L, 38-35 vs. Duke	vs. Syracuse (10/1)
Wake Forest	4-0	-	W, 33-28 at Indiana	at NC State (10/1)
Virginia Tech	3-1	-	W, 54-17 vs. ECU	at UNC (10/8)
Boston College	2-2	-	L, 42-10 vs. Wagner	Buffalo (10/1)
Clemson	4-0	5/3	W, 26-7 at Ga. Tech	Louisville (10/1)
NC State	2-1	-	W, 49-22 vs. ODU	Wake Forest (10/1)
Florida State	3-1	12/12	W, 55-35 at USF	UNC (10/1)
Pittsburgh	2-2	-	L, 37-36 at UNC	Marshall (10/1)

GAME CAPTAINS

Opponent	Game Captains
Colgate	J. Emerich, Z. Franklin, M. Keller
Louisville	C. MacPherson, E. Phillips, C. Slayton
USF	P. Bennett, O. Palmer, J. Thomas
Connecticut	D. Ellison, B. Estime, C. Winfield
Notre Dame	-
Wake Forest	-
Virginia Tech	-
Boston College	-
Clemson	-
NC State	-
Florida State	-
Pittsburgh	-

MAGIC NUMBERS (CONT.)

- Babers' offenses are known for putting up outstanding numbers through the air, but also having success on the ground. His teams own a 16-1 record when rushing for at least 200 yards. On the flip side, Babers is 3-3 overall when his teams do not run for at least 100 yards.
- In program history, Syracuse has thrown for at least 400 yards in a single game on only seven occasions. Babers' teams have done so 20 times, tallying a 16-4 overall record when doing so. On the other hand, Babers-led squads hold a 12-10 overall mark when they do not pass for at least 300 yards.
- In his Orange coaching debut against Colgate on Sept. 2, Syracuse recorded 554 yards of total offense. Babers is 32-7 when his team hits the 500-yard total offense mark. His teams are 7-11 when they do not reach 500 total yards.

HOMECOMING FOR HART

- When **Dino Babers** hired **Mike Hart** to be the team's running backs coach in January it marked a return home for one of the most decorated high school athletes in the history of Central New York.
- Hart starred at Onondaga Central High School, which is located 10 miles south of the Carrier Dome, from 2001-04. He ran for more than 11,000 yards in his scholastic career and set the national high school record for career rushing touchdowns (204). Hart played in the Dome several times while suiting up for the Tigers, including winning three straight state championship games (2002-04) in the building's friendly confines.
- Hart went on to become Michigan's all-time leading rusher and was a two-time finalist for the Doak Walker Award, presented to the nation's top running back. He played in 21 games for the Indianapolis Colts before injuries cut short his pro career. In 2014, he was inducted into the Greater Syracuse Sports Hall of Fame.

TOUGH SLATE

- Syracuse will face one of the toughest schedules in the nation in 2016. ESPN.com rated this year's Orange itinerary the eighth-toughest in the land and Phil Steele ranked it No. 10 nationally before the season started.

**THE LEGEND OF 44**

Like tailbacks at USC, quarterbacks at Brigham Young and linebackers at Penn State, the running back position at Syracuse has a rich tradition of greatness. Much of that greatness has revolved around one jersey number — No. 44.

On Nov. 12, 2005, the number was retired. It is the only retired number in the history of the Syracuse football program. A No. 44 jersey is displayed in the Carrier Dome rafters, honoring the legends who have worn it.

Beginning with Gifford Zimmerman in 1921, 25 players have worn the number. Rob Konrad was the last in 1998. Three of the most famous to don the digits — Jim Brown, Ernie Davis and Floyd Little — rank among the finest running backs to ever play the game.

How much does the No. 44 mean to Syracuse University and the local community? For starters, the University zip code was changed from 13210 to 13244 several years ago. And in 1988, when the University changed phone systems, the exchange was changed from 423 to 443. No. 44 not only has come to represent greatness on the football field, it has become a part of the University's and the community's identity.

A committee has been established to oversee the number. Under very special circumstances, the committee can permit a current student-athlete to wear it.

Year	Player (Pos.)
1921	Gifford Zimmerman (HB)
1924	Charles Roberts (HB)
1925	Clarence Taylor (QB)
1926	Don Baldwin (WR)
1932	Richard Fishel (HB)
1933	Henry Merz (QB)
1934	Hamilton Watt (WR)
1935-36	Francis Mullins (HB)
1937	Stanley Stanislay (WR)
1938	Benjamin DeYoung (WR)
1939	Francis Mazejko (G)
1940	Richard Ransom (T)
1945	J. O'Brien (T)
1952	Robert Eberling (RB)
1954-56	Jim Brown (RB)
1957-58	Thomas Stephens (HB)
1959-61	Ernie Davis (HB)
1962-63	William Schoonover (HB)
1964-66	Floyd Little (RB)
1967-69	Richard Panczyszyn (QB)
1977	Mandel Robinson (RB)
1981-82	Glen Moore (RB)
1987-89	Michael Owens (RB)
1990-93	Terry Richardson (RB)
1995-98	Rob Konrad (FB)

**ESTABLISHED IN 1889**

The Syracuse University football program is one of the most storied in the history of NCAA football. Syracuse ranks 10th among FBS and FCS programs in all-time games played and leads all ACC teams in that category.

No. Team	Games
1. Penn	1,365
2. Rutgers	1,317
3. Fordham	1,316
4. Yale	1,313
5. Lehigh	1,311
6. Navy	1,298
7. Michigan	1,296
8. Harvard	1,294
9. Nebraska	1,292
10. Syracuse	1,286
11. Penn State	1,284
12. Virginia	1,281
13. Texas	1,275
14. North Carolina	1,271
15. Pittsburgh	1,259

**TOUGH SLATE (CONT.)**

- SU's 12 foes combined for a 93-64 (.592) overall record last season. Nine of the team's 11 FBS opponents played in bowl games, while Colgate advanced to the quarterfinal round of the FCS playoffs. Only USC (11), BYU (10), Colorado (10), and Ole Miss (10) are playing more teams in 2016 that went to bowl games last year.
- Four of the Orange's opponents — Notre Dame, Virginia Tech, Pittsburgh and Clemson (705) — have more than 700 wins in their histories and are ranked among the top 20 FBS teams in all-time victories.

**RISING FAST**

- One of the brightest, young offensive coaches in the country, **Sean Lewis** is in his first year as Syracuse's co-offensive coordinator and quarterbacks coach. He was named to the post in January 2016 after he helped run one of the most explosive offenses in college football under head coach **Dino Babers** at Bowling Green.
- Lewis' coaching peers have taken note of his success. Lewis was a nominee for the 2015 Frank Broyles Award as the nation's top assistant coach. He was also selected for the first AFCA 30 Under 30 Leadership Institute.

- According to ESPN.com's Brian Bennett, Lewis is one of five Power-Five coordinators 30 years-old or younger. Rutgers offensive coordinator Drew Mehringer is the youngest in the country at 28 years-old.

**YOUNGEST POWER-FIVE COORDINATORS**

Name, School, Pos.	Age
Drew Mehringer, Rutgers, OC	28
Thomas Brown, Miami, OC	30
Eric Morris, Texas Tech, OC	30
<b>Sean Lewis, Syracuse, co-OC</b>	<b>30</b>
Ryan Walters, Missouri co-DC	30

**FIVE YEARS AT FORT DRUM**

- For the fifth straight year, Syracuse traveled to Fort Drum to learn from the men and women of the U.S. Army's 10th Mountain Division.
- The day of community engagement and team-building was an extension of a partnership that began in 2012 when the Orange first spent a portion of preseason camp on post.
- The team kicked off the day by holding a youth football clinic. Orange players and staff led the children through various drills aimed at improving their fundamentals. After the clinic, senior linebacker **Eric Anthony** and redshirt junior quarterback **Austin Wilson** addressed the participants.
- From there, the Orange sat down for lunch with the men and women of the 2nd Brigade Combat Team and their commanding officers. Head coach **Dino Babers** was presented with a ceremonial jersey, commemorating the five-year anniversary of the relationship between the Syracuse football program and Fort Drum.

- In the afternoon, a little rain didn't stop the Orange from playing a series of informal paintball games with the soldiers.

**HARRISON ENSHRINED**

- In his third year as a finalist for the Pro Football Hall of Fame, Syracuse's all-time leading receiver Marvin Harrison earned the ultimate on-field honor in August when he was inducted into football's most exclusive club.

**OVERTIME HISTORY**

Since the NCAA instituted its current overtime rule in 1996, Syracuse owns a 9-7 (.563) overall record in overtime.

Date	Opponent	Result
10/17/15	at Virginia	L, 44-38 (3OT)
09/09/15	Central Michigan	W, 30-27 (OT)
08/29/14	Villanova	W, 27-26 (2OT)
10/01/11	Rutgers	L, 19-16 (2OT)
09/24/11	Toledo	W, 33-30 (OT)
09/01/11	Wake Forest	W, 36-29 (OT)
09/05/09	Minnesota	L, 23-20 (OT)
09/30/06	Wyoming	W, 40-34 (2OT)
11/06/04	Pittsburgh	W, 38-31 (2OT)
09/06/03	at North Carolina	W, 49-47 (3OT)
11/09/02	Virginia Tech	W, 50-42 (3OT)
09/28/02	at Auburn	L, 37-34 (3OT)
10/07/00	Pittsburgh	W, 24-17 (2OT)
11/13/99	at Rutgers	L, 24-21 (OT)
08/30/97	NC State	L, 32-31 (OT)

**HARRISON ENSHRINED (CONT.)**

- Harrison added to Syracuse's indelible legacy in the Pro Football Hall of Fame. Harrison, who coincidentally wore No. 8 for the Orange, became the program's eighth inductee. Only USC, Notre Dame and Ohio State have more.

**MOST PRO FOOTBALL HALL OF FAMERS**

Notre Dame	13
USC	12
Ohio State	10
<b>Syracuse</b>	<b>8</b>
Alabama	8
Michigan	8
Pittsburgh	8

- Harrison finished his pro career with 14,580 yards, which ranks seventh on the NFL's all-time receiving yardage list, and he is one of only two players in league history to amass 14,000 receiving yards for one franchise. His 126 touchdown grabs are fifth all-time.

**BROWN WINS TOP ALUMNI HONOR**

- Orange legend Jim Brown was honored by the Syracuse University Alumni Association with the 2016 Arents Award, the highest alumni honor bestowed by the University, at a ceremony on campus on Sept. 16. Brown was recognized for excellence in athletics and social activism.
- A native of Manhasset, N.Y., Brown wore No. 44 for the Orange football team for three seasons (1954-56) and is widely regarded as one of the greatest athletes in history. He was a four-sport star at Syracuse, playing football, lacrosse, basketball and competing in track & field. Brown earned first-team All-America honors in football in 1956 and was presented with the NCAA Silver Anniversary Award in 1982.
- As a social activist, Brown supported African-American causes by helping to create the Negro Industrial Economic Union in the 1960s and founded the Amer-I-Can program in the 1980s, which strives to turn around the lives of young gang members.



NUMERICAL ROSTER

No.	Name	Pos.	Cl.	Ht.	Wt.	Hometown	No.	Name	Pos.	Cl.	Ht.	Wt.	Hometown
1	Brisly Estime	WR	Sr.	5-9	183	Delray Beach, Fla.	41	Eric Anthony	LB	Sr.	6-0	202	Baldwinsville, N.Y.
2	Eric Dungey	QB	So.	6-3	207	Lake Oswego, Ore.	42	Joe Stanard	DB	Sr.	5-10	202	Baldwinsville, N.Y.
2	Wayne Morgan	DB	R-Sr.	5-11	193	Brooklyn, N.Y.	43	Terrell Drayton	LB	Jr.	5-11	219	Rosedale, N.Y.
3	Ervin Philips	WR	Jr.	5-11	176	West Haven, Conn.	45	Kenneth Ruff	DL/TE	Fr.	6-1	264	Fort Lauderdale, Fla.
4	Zaire Franklin	LB	Jr.	6-0	230	Philadelphia, Pa.	46	Adam Dulka	LB	Fr.	5-9	226	Brecksville, Ohio
4	Dontae Strickland	RB	So.	5-11	199	Dayton, N.J.	47	Matt Keller	LS	So.	5-11	222	Willow Street, Pa.
5	Austin Wilson	QB	R-Jr.	6-3	222	Camp Hill, Pa.	48	Cole Murphy	K	Jr.	6-3	200	Castaic, Calif.
6	Rodney Williams	DB	R-So.	5-10	186	Cherry Hill, N.J.	49	Alryk Perry	LB	R-Jr.	6-1	217	Columbus, Ga.
7	Amba Etta-Tawo	WR	R-Sr.	6-2	202	Powder Springs, Ga.	51	Jaquwan Nelson	DL	Fr.	6-3	235	Ft. Lauderdale, Fla.
8	Antwan Cordy	DB	Jr.	5-8	175	Homestead, Fla.	52	Kayton Samuels	DL	R-So.	6-0	314	Ellenwood, Ga.
8	Steve Ishmael	WR	Jr.	6-2	210	Miami, Fla.	53	Nathan Hines	LS	Jr.	6-6	248	Catonsville, Md.
9	Juwan Dowels	DB	R-So.	5-10	180	Sunrise, Fla.	54	Tyler Cross	DL	R-Fr.	6-2	279	Douglasville, Ga.
10	Mo Hasan	QB	Fr.	6-3	186	Coral Gables, Fla.	55	Kendall Coleman	DL	Fr.	6-3	252	Indianapolis, Ind.
10	Sterling Hofrichter	P	R-Fr.	5-9	183	Valrico, Fla.	56	Liam O'Sullivan	OL	Fr.	6-8	271	Chicago, Ill.
10	Sean Riley	WR	Fr.	5-8	151	Playa del Rey, Calif.	57	Omari Palmer	OL	R-Sr.	6-3	315	Coram, N.Y.
11	Corey Winfield	DB	R-Jr.	6-1	190	St. Louis, Mo.	58	Donnie Foster	OL	R-So.	6-3	326	Savannah, Ga.
12	Andrew Armstrong	LB	Fr.	6-2	217	Youngstown, Ohio	58	Hernz Laguerre	DL	Sr.	6-1	237	Spring Valley, N.Y.
13	Devin Butler	WR/RB	Fr.	6-3	195	District Heights, Md.	59	Aaron Roberts	OL	R-So.	6-4	280	Chicago, Ill.
14	Evan Foster	DB	Fr.	6-0	208	West Bloomfield, Mich.	60	Cody Conway	OL	So.	6-6	287	Plainfield, Ill.
14	Kenterly Womack	WR	So.	6-1	181	Luverne, Ala.	61	Samuel Clausman	OL	R-Fr.	6-3	317	Pembroke Pines, Fla.
15	Rex Culpepper	QB	Fr.	6-3	228	Tampa, Fla.	63	Evan Adams	OL	R-Fr.	6-6	333	Norwalk, Conn.
16	Carl Jones	DB	Fr.	6-1	177	Twinsburg, Ohio	64	Colin Byrne	OL	R-Fr.	6-5	312	Coral Springs, Fla.
16	Zack Mahoney	QB	Jr.	6-2	206	LaGrange Park, Ill.	65	Jamar McGloster	OL	R-Jr.	6-7	328	Hillside, N.J.
17	Jamal Custis	WR	Jr.	6-5	224	Philadelphia, Pa.	67	Michael Lasker	OL	R-Sr.	6-5	312	Corona, Calif.
18	Scoop Bradshaw	WR	Fr.	5-11	163	Tampa, Fla.	68	Airon Servais	OL	Fr.	6-6	291	Green Bay, Wis.
19	Daivon Ellison	DB	So.	5-8	177	Linden, N.J.	72	Steven Clark	DL	So.	6-2	287	Arab, Ala.
19	Tyler Gillfus	WR	Fr.	6-1	192	Cape Vincent, N.Y.	72	Andrejas Duerig	OL	R-Fr.	6-3	309	Lowell, Ind.
20	Cordell Hudson	DB	R-So.	5-11	183	Largo, Fla.	73	Jon Burton	OL	R-Jr.	6-8	310	Spotsylvania, Va.
21	Moe Neal	RB	Fr.	5-11	169	Gastonia, N.C.	75	Sam Heckel	OL	Fr.	6-4	279	Waukesha, Wis.
21	Chauncey Scissum	DB	R-Jr.	6-2	201	West Henrietta, N.Y.	76	Keaton Darnay	OL	R-So.	6-3	276	Los Angeles, Calif.
22	Jordan Fredericks	RB	So.	5-10	209	Inwood, N.Y.	77	Mike Clark	OL	Fr.	6-8	308	Exton, Pa.
23	Jonathan Thomas	LB	Jr.	6-1	209	Lawrenceville, Ga.	78	Jason Emerich	OL	R-Sr.	6-3	293	New Ringgold, Pa.
24	Shyheim Cullen	LB	R-Fr.	6-0	210	Lowell, Mass.	79	Anthony Giudice	DL	So.	6-1	273	Monroe Township, N.J.
25	Kielan Whitner	DB	So.	6-0	197	Lawrenceville, Ga.	80	K.K. Hahn	WR	Fr.	5-10	178	Bethesda, Md.
26	Tyrone Perkins	WR	So.	6-0	203	Glen Head, N.Y.	82	Alvin Cornelius	WR	R-Sr.	6-1	190	Staten Island, N.Y.
27	Devon Clarke	DB	Fr.	6-2	186	Kissimmee, Fla.	83	Sean Avant	WR	R-Jr.	5-10	210	Miramar, Fla.
27	George Morris	RB	R-Sr.	6-0	182	Lawrenceville, Ga.	85	Josh Black	DL	Fr.	6-3	257	Loves Park, Ill.
28	Christopher Fredrick	DB	R-Fr.	5-11	189	Conley, Ga.	86	Adly Enocy	WR	R-So.	6-5	220	Delray Beach, Fla.
29	Otto Zaccardo	RB	Fr.	5-10	186	Sudbury, Mass.	87	Kendall Moore	TE	Sr.	6-5	245	Chicago, Ill.
30	Parris Bennett	LB	Jr.	6-0	208	Detroit, Mich.	88	Clay Austin	WR	Jr.	5-9	164	Montclair, N.J.
31	Kyle Kleinberg	TE	So.	6-0	215	Armonk, N.Y.	89	Josh Parris	TE	R-Sr.	6-4	244	Stone Mountain, Ga.
32	Winston Lee	DB	So.	5-10	193	Hudson, N.Y.	90	Cameron MacPherson	TE	Sr.	6-3	250	Syracuse, N.Y.
33	Marqez Hodge	LB	Sr.	5-11	219	Miami, Fla.	91	Trey Dunkelberger	TE	Jr.	6-5	235	Shillington, Pa.
34	Jacob Hill	RB	So.	5-6	169	Detroit, Mich.	92	Nolan Cooney	P/K	Fr.	6-3	187	East Greenwich, R.I.
36	Tim Walton	LB	Fr.	6-2	224	Detroit, Mich.	93	De'Jon Wilson	DL	R-Sr.	6-3	250	Washington, D.C.
37	Ted Taylor	LB	Sr.	6-1	217	Riviera Beach, Fla.	95	Chis Slayton	DL	R-So.	6-4	296	University Park, Ill.
38	Alex Grossman	K	Sr.	5-9	155	Woodbury, N.Y.	98	McKinley Williams	DL	Fr.	6-4	253	Miramar, Fla.
39	Troy Henderson	LB	R-Fr.	5-11	216	Cleveland, Ohio	99	Jake Pickard	DL	R-Fr.	6-5	256	Short Hills, N.J.
40	Zack Lesko	LB	Fr.	6-0	215	Solon, Ohio							

COACHING STAFF

**Head Coach:** Dino Babers (Hawaii '84) - First season at Syracuse  
**Assistant Head Coach/Wide Receivers:** Kim McCloud  
**Defensive Coordinator:** Brian Ward  
**Co-Offensive Coordinator/Quarterbacks:** Sean Lewis  
**Co-Offensive Coordinator/Offensive Line:** Mike Lynch  
**Special Teams Coordinator/Linebackers:** Tom Kaufman  
**Tight Ends:** Reno Ferri  
**Running Backs:** Mike Hart  
**Secondary:** Nick Monroe  
**Defensive Line:** Vinson Reynolds  
**Quality Control (Offense):** Vincent Marshall  
**Quality Control (Defense):** Adam Gristick  
**Graduate Assistant (Offense):** Mackay MacPherson  
**Graduate Assistant (Offense):** Lanear Sampson  
**Graduate Assistant (Defense):** Ben Olson  
**Graduate Assistant (Defense):** Bart Tanski

**Assistant Athletic Director/Athletic Performance:** Sean Edinger  
**Assistant Strength & Conditioning Coach:** Jose Rodriguez  
**Assistant Strength & Conditioning Coach:** Jeff Sobol  
**Assistant Strength & Conditioning Coach:** Wayne Tuckson  
**Director of Operations:** Brad Witke  
**Operations/Recruiting Assistant:** Jeff LePak  
**Director of Player Development:** Roy Witke  
**Director of Recruiting Operations:** Asil Mulbah  
**Director of High School Relations:** J.B. Gerald  
**Director of Video Operations:** Austin Beehner  
**Assistant Video Coordinator:** Shawn Emmons  
**Assistant Athletics Director/Sports Medicine:** Brad Pike  
**Head Athletic Trainer for Football:** Denny Kellington  
**Head Equipment Manager for Football:** Jim Schlensker  
**Administrative Assistant for Dino Babers:** Katie Berardi  
**Administrative Specialist for Recruiting:** Laurene Porillo

PRONUNCIATION GUIDE

Sean Avant	Uh-vont	Marqez Hodge	Mar-keese
Devon Clarke	Duh-von	Steve Ishmael	Ish-mail
Samuel Clausman	Clause-man	Hernz Laguerre	La-gair
Shyheim Cullen	Shy-heem	Alryk Perry	All-rick
Andrejas Duerig	Andreas Der-ig	Airon Servais	Aaron Service
Eric Dungey	Dun-jee	Chauncey Scissum	Sizz-um
Daivon Ellison	Day-von	Kielan Whitner	Kai-lin (rhymes with sky)
Jason Emerich	Emer-ick	De'Jon Wilson	Day-zhon
Adly Enocy	Ad-lee E-noice-e		
Brisly Estime	Brizz-lee Esteem		
Amba Etta-Tawo	Om-buh Etta-Tah-wo		
Anthony Giudice	Ji-deece		

**Coaches**  
 Reno Ferri..... Fuh-ree

DEPTH CHART

OFFENSE

<b>QB</b>	2	Eric Dungey (6-3, 207, So.)
	16	Zack Mahoney (6-2, 206, Jr.)
<b>RB</b>	4	Dontae Strickland (5-11, 199, So.)
	21	Moe Neal (5-11, 169, Fr.)
<b>WR</b>	7	Amba Etta-Tawo (6-2, 202, R-Sr.)
	82	Alvin Cornelius (6-1, 190, R-Sr.)
<b>WR</b>	3	Ervin Philips (5-11, 176, Jr.)
	1	Brisly Estime (5-9, 183, Sr.)
<b>WR</b>	8	Steve Ishmael (6-2, 210, Jr.)
	13	Devin Butler (6-3, 195, Fr.)
<b>TE</b>	90	Cameron MacPherson (6-3, 250, Sr.)
	87	Kendall Moore (6-5, 245, Sr.)
<b>LT</b>	60	Cody Conway (6-6, 287, So.)
	73	Jon Burton (6-8, 310, R-Jr.)
<b>LG</b>	59	Aaron Roberts (6-4, 280, R-So.)
	61	Samuel Clausman (6-3, 317, R-Fr.)
<b>C</b>	78	Jason Emerich (6-3, 293, R-Sr.)
	64	Colin Byrne (6-5, 312, R-Fr.)
<b>RG</b>	57	Omari Palmer (6-3, 315, R-Sr.)
	63	Evan Adams (6-6, 333, R-Fr.)
<b>RT</b>	65	Jamar McGloster (6-7, 328, R-Jr.)
	67	Michael Lasker (6-5, 312, R-Sr.)

DEFENSE

<b>DE</b>	95	Chris Slayton (6-4, 296, R-So.)
	99	Jake Pickard (6-5, 256, R-Fr.)
<b>NT</b>	72	Steven Clark (6-2, 287, So.)
	98	McKinley Williams (6-4, 253, Fr.)
<b>DT</b>	52	Kayton Samuels (6-0, 314, R-So.)
	79	Anthony Giudice (6-1, 273, So.)
<b>DE</b>	55	Kendall Coleman (6-3, 252, Fr.)
	93	De'Jon Wilson (6-3, 250, R-Sr.)
<b>WLB</b>	30	Parris Bennett (6-0, 208, Jr.)
	33	Marquez Hodge (5-11, 219, Sr.)
<b>MLB</b>	4	Zaire Franklin (6-0, 230, Jr.)
	39	Troy Henderson (5-11, 216, R-Fr.)
<b>SLB</b>	23	Jonathan Thomas (6-1, 209, Jr.)
	37	Ted Taylor (6-1, 217, Sr.)
<b>CB</b>	11	Corey Winfield (6-1, 190, R-Jr.)
	28	Christopher Frederick (5-11, 189, R-Fr.)
<b>FS</b>	6	Rodney Williams (5-10, 186, R-So.)
	21	Chauncey Scissum (6-2, 201, R-Jr.)
<b>SS</b>	25	Kielan Whitner (6-0, 197, So.)
	19	Daivon Ellison (5-8, 177, So.)
<b>CB</b>	20	Cordell Hudson (5-11, 183, R-So.)
	16	Carl Jones (6-1, 177, Fr.)

SPECIALISTS

<b>PK</b>	48	Cole Murphy (6-3, 200, Jr.)
	37	Alex Grossman (5-9, 155, Sr.)
<b>P</b>	10	Sterling Hofrichter (5-9, 183, R-Fr.)
	92	Nolan Cooney (6-3, 187, Fr.)
<b>KO</b>	48	Cole Murphy (6-3, 200, Jr.)
	10	Sterling Hofrichter (5-9, 183, R-Fr.)
<b>LS</b>	47	Matt Keller (5-11, 222, So.)
	53	Nathan Hines (6-6, 248, Jr.)
<b>Hold</b>	10	Sterling Hofrichter (5-9, 183, R-Fr.)
	16	Zack Mahoney (6-2, 206, Jr.)
<b>KR</b>	10	Sean Riley (5-8, 151, Fr.)
	22	Jordan Fredericks (5-10, 209, So.)
<b>PR</b>	10	Sean Riley (5-8, 151, Fr.)
	1	Brisly Estime (5-9, 183, Sr.)

START CHART











OFFENSE						
Name	'13	'14	'15	'16	Streak	Career
O. Palmer	0	9	12	3	-	24
S. Ishmael	-	5	12	4	16	21
A. Etta-Tawo *	7	6	2	4	4	19
B. Estime	3	2	10	2	-	17
J. Parris	2	7	7	0	-	16
J. Emerich	0	2	10	2	-	14
E. Philips	-	2	8	4	11	14
E. Dungey	-	-	7	4	4	11
J. Fredericks	-	-	7	0	-	7
A. Cornelius	4	0	2	0	-	6
Z. Mahoney	-	-	4	0	-	4
J. McGloster	-	0	0	4	4	4
K. Moore	0	2	2	0	-	4
A. Roberts	-	-	0	4	4	4
D. Strickland	-	-	0	4	4	4
C. Conway	-	-	0	3	-	3
C. MacPherson	-	-	1	2	1	3
G. Morris	0	0	3	0	-	3
C. Byrne	-	-	-	2	2	2
M. Lasker	-	1	0	1	1	2
A. Wilson	-	2	0	0	-	2
E. Adams	-	-	-	1	1	1

\* - Includes games at Maryland

DEFENSE						
Name	'13	'14	'15	'16	Streak	Career
M. Hodge	3	9	12	0	-	24
Z. Franklin	-	3	13	4	19	19
A. Cordy	-	1	12	2	-	15
K. Samuels	-	-	12	3	-	15
P. Bennett	-	0	8	4	4	12
C. Winfield	-	0	8	4	4	12
C. Slayton	-	-	5	4	4	9
C. Hudson	-	-	5	3	2	8
C. Scissum	-	0	7	0	-	7
R. Williams	-	0	5	2	2	7
J. Dowels	-	-	5	1	-	6
S. Clark	-	-	0	4	4	4
K. Coleman	-	-	-	4	4	4
T. Taylor	-	-	4	0	-	4
J. Thomas	-	0	0	4	4	4
D. Ellison	-	-	0	2	2	2
K. Whitner	-	-	0	2	-	2
J. Black	-	-	-	1	1	1

SPECIALISTS						
Name	'13	'14	'15	'16	Streak	Career
C. Murphy	-	9	12	4	25	25
M. Keller	-	-	12	4	16	16
S. Hofrichter	-	-	-	4	4	4

COACHES ON GAMEDAY

SIDELINE							BOOTH		
									
Dino Babers HC	Sean Lewis OC/QB	Mike Lynch OC/OL	Kim McCloud AHC/WR	Tom Kaufman LB	Nick Monroe DB	Vinson Reynolds DL	Brian Ward DC	Reno Ferri TE	Mike Hart RB

INDIVIDUAL OFFENSIVE NOTES



**#2 • QB • Eric Dungey • 6-3 • 207 • So.**

- Leads the ACC in completions per game (29.5), passing yards (1,367) and passing yards per game (341.8). Second in the ACC in total offense (358.5 ypg.)
- At least two touchdown passes in every game this season and nine career multi-TD pass games (12 appearances).
- Set SU single-game record for completion percentage (85.0, 34-40) vs. Colgate for a player with a minimum of 21 pass attempts.
- Cousin, Ryan Dungey, is a Supercross and Motocross champion and won the 2015 & 2016 ESPY Awards as the Best Male Action Sports Athlete.
- From the same hometown (Lake Oswego, Ore.) as NBA superstar Kevin Love.



**#4 • RB • Dontae Strickland • 5-11 • 196 • So.**

- Set career highs for rushing attempts (30) and yards (127 vs. USF).
- First Syracuse player with a 100-yard rushing game since Jordan Fredericks (103 yards) in the 2015 opener vs. Rhode Island.
- Ran for 81 yards and a touchdown as a true freshman last season.
- Attended the same high school (South Brunswick) in New Jersey as Atlanta Falcons wide receiver Mohamed Sanu.



**#7 • WR • Amba Etta-Tawo • 6-2 • 202 • R-Sr.**

- Graduate transfer from the University of Maryland.
- Added to the Biletnikoff Award Watch List (nation's most outstanding receiver) on Sept. 20.
- Leads FBS in receiving yards (706), receiving yards per game (176.5) and is tied fourth in receptions per game (10.0).
- Set the SU single-game record for receiving yardage (270) at UConn. It's the second most yards by an FBS player in 2016 (296, James Washington, OkSt.)
- Career receiving stats (including years at Maryland): 101 rec., 1,644 yards, 8 TDs.



**#3 • WR • Ervin Phillips • 5-11 • 176 • Jr.**

- Second in the ACC with 9.0 receptions per game.
- At least six catches in every game this season.
- His 14 receptions vs. Colgate tied the school single-game record set by Pro Football Hall of Famer Art Monk vs. Navy in 1977.
- Made the transition to inside receiver this spring after serving as the Orange's primary hybrid back last season.
- Scored a team-high eight touchdowns in 2015 (3 rushing, 5 receiving).



**#8 • WR • Steve Ishmael • 6-2 • 210 • Jr.**

- Eclipsed 1,000 career receiving yards vs. Colgate, making him the 20th Syracuse player to reach that milestone.
- Current streak of 16 consecutive games with a catch is the longest on the team.
- His seven touchdown receptions in 2015 ranked fifth in the ACC.
- Brother, Kemal Ishmael, is a safety for the Atlanta Falcons. He was named the 2012 Conference USA Defensive Player of the Year at UCF.



**#90 • TE • Cameron MacPherson • 6-3 • 250 • Sr.**

- Grandfather, Dick MacPherson, was the Syracuse head coach from 1981-90.
- Brother, Macky, is a graduate assistant for the Orange.
- Played quarterback at Georgetown for two seasons.
- 2015-16 Remembrance Scholarship recipient.



**#60 • LT • Cody Conway • 6-6 • 287 • So.**

- Missed the UConn game due to injury.
- Made the first start of his career and had three knockdown blocks vs. Colgate.
- Season-high five knockdown blocks vs. USF.



**#59 • LG • Aaron Roberts • 6-4 • 280 • R-So.**

- Leads SU o-linemen with 349 snaps played and is tied for second on the team with 11 knockdown blocks.
- Made the first start of his career and led the Orange with four knockdown blocks vs. Colgate.
- Played 110 snaps vs. USF and had four knockdown blocks.



**#78 • C • Jason Emerich • 6-3 • 293 • R-Sr.**

- 2016 Rimington Trophy Watch List.
- Missed the USF and UConn game due to injury.
- Team-high six knockdown blocks vs. Louisville in 95 snaps.
- President of the SU Uplifting Athletes chapter. Organized 2016 "Lift for Life" which raised more than \$20k for rare-disease research.



**#57 • RG • Omari Palmer • 6-3 • 315 • R-Sr.**

- Missed the UConn game due to injury.
- Played 253 snaps this season and has a team-high 14 knockdown blocks.
- Six knockdown blocks vs. USF in 80 snaps.
- Leads all Syracuse offensive players with 24 career starts.



**#65 • RT • Jamar McGloster • 6-7 • 328 • R-Jr.**

- Has played 224 snaps and has five knockdown blocks in 2016, including a season-high 67 snaps at UConn.
- Made his first career start and had two knockdown blocks in 41 snaps vs. Colgate.

KEY RESERVES/SPECIALISTS NOTES



**#21 • RB • Moe Neal • 5-11 • 169 • Fr.**

- Led the team in rushing (68 yds) in the season opener vs. Colgate.
- Had 12 carries for 40 yards vs. Louisville.
- Scored a 49-yard touchdown on his first collegiate carry.
- Enrolled at Syracuse in January and participated in spring practice.



**#1 • WR • Brisly Estime • 5-9 • 183 • Sr.**

- Named to the 2016 Paul Hornung Award Watch List, an award presented to the most versatile player in the FBS.
- TD receptions in consecutive games vs. Louisville and USF.
- Completed the first pass of his career for 23 yards vs. Louisville.



**#22 • RB • Jordan Fredericks • 5-10 • 209 • So.**

- Season-high 42 yards rushing vs. USF.
- Led SU with 607 yards rushing on 107 carries and was second on the team with four rushing touchdowns in 2015.
- First true freshman to lead SU in rushing since Delone Carter (2006).



**#16 • QB • Zack Mahoney • 6-2 • 206 • Jr.**

- Awarded a scholarship during 2016 preseason camp.
- Was a perfect 6-for-6 passing for 82 yards vs. Colgate.
- Played in eight games in 2015, starting four.
- Completed 54-of-117 passes for 535 yards and seven touchdowns last year.



**#10 • KR/PR • Sean Riley • 5-8 • 151 • Fr.**

- Third in the ACC and fifth in the FBS with 394 combined kick return yards.
- Matched the program record with eight kickoff returns vs. USF. His 193 KO return yards vs. the Bulls are third on the SU single-game record list.

## OFFENSIVE CAREER HIGHS

**#1 BRISLY ESTIME, WR**

Rushes: 2 (2x, last vs. LSU, 2015)  
 Rush Yards: 11 (vs. Central Michigan, 2015)  
 Long Rush: 11 (vs. Central Michigan, 2015)  
 Receptions: 9 (vs. Wake Forest, 2013)  
 Receiving Yards: 98 (vs. Wake Forest, 2015)  
 Receiving TDs: 1 (6x, last vs. USF, 2016)  
 Long Catch: 89 (vs. Wake Forest, 2015)  
 Kick Returns: 6 (vs. LSU, 2015)  
 Kick Return Yards: 158 (vs. LSU, 2015)  
 Long Kick Return: 37 (vs. LSU, 2015)  
 Punt Returns: 4 (2x, last at Florida State, 2015)  
 Punt Return Yards: 96 (vs. Rhode Island, 2015)  
 Long Punt Return: 74 (vs. Rhode Island, 2015)  
 Punt Return TD: 1 (2x, last at Florida State, 2015)  
 Completions: 1 (vs. Louisville, 2016)  
 Attempts: 1 (vs. Louisville, 2016)  
 Pass Yards: 23 (vs. Louisville, 2016)  
 Longest Pass: 23 (vs. Louisville, 2016)  
 All-Purpose Yards: 261 (vs. LSU, 2015)

**#2 ERIC DUNGEY, QB**

Completions: 34 (vs. Colgate, 2016)  
 Attempts: 51 (vs. Louisville, 2016)  
 Pass Yards: 407 (at Connecticut, 2016)  
 Pass TDs: 3 (vs. Louisville, 2016)  
 Comp. Pct. (min. 10 att.): 85.0 (34-40) (vs. Colgate, 2016)  
 Interceptions: 2 (3x, last vs. USF, 2016)  
 Longest Pass: 89 (vs. Wake Forest, 2015)  
 Rushes: 18 (at Virginia, 2015)  
 Rush Yards: 85 (at Virginia, 2015)  
 Rush TDs: 2 (at Florida State, 2015)  
 Long Rush: 31 (vs. Central Michigan, 2015)  
 Receptions: 1 (at Florida State, 2015)  
 Receiving Yards: -3 (at Florida State, 2015)  
 Long Catch: -3 (at Florida State, 2015)  
 Total Offense: 412 (at Connecticut, 2016)

**#3 ERVIN PHILIPS, WR**

Rushes: 10 (vs. Boston College, 2015)  
 Rush Yards: 75 (vs. Boston College, 2015)  
 Rush TDs: 1 (3x, last vs. Boston College, 2015)  
 Long Rush: 31 (vs. Boston College, 2015)  
 Receptions: 14 (vs. Colgate, 2016)  
 Receiving Yards: 95 (vs. USF, 2016)  
 Receiving TDs: 2 (vs. Rhode Island, 2015)  
 Long Catch: 32 (vs. Rhode Island, 2015)  
 Kick Returns: 6 (vs. Maryland, 2014)  
 Kick Return Yards: 117 (vs. Maryland, 2014)  
 Long Kick Return: 31 (2x, last at Clemson, 2014)  
 Punt Returns: 1 (vs. Boston College, 2015)

**#4 DONTAE STRICKLAND, RB**

Rushes: 30 (vs. USF, 2016)  
 Rush Yards: 127 (vs. USF, 2016)  
 Rush TDs: 1 (vs. Rhode Island, 2015)  
 Long Rush: 21 (vs. Rhode Island, 2015)  
 Receptions: 3 (vs. USF, 2016)  
 Receiving Yards: 62 (at Florida State, 2015)  
 Receiving TDs: 1 (2x, last vs. LSU, 2015)  
 Long Catch: 62 (at Florida State, 2015)  
 Kick Returns: 2 (vs. Boston College, 2015)  
 Kick Return Yards: 46 (vs. Boston College, 2015)  
 Long Kick Return: 26 (vs. Boston College, 2015)  
 Tackles: 1 (3x, last vs. Boston College, 2015)  
 Fumble Recoveries: 1 (vs. Rhode Island, 2015)

**#5 AUSTIN WILSON, QB**

Completions: 11 (vs. Duke, 2014)  
 Attempts: 19 (vs. Duke, 2014)  
 Pass Yards: 89 (2x, last vs. Florida State, 2014)  
 Pass TDs: 1 (vs. Central Michigan, 2015)  
 Comp. Pct. (min. 10 att.): 64.7 (11-17) (vs. Villanova, 2014)  
 Interceptions: 2 (vs. Duke, 2014)  
 Longest Pass: 41 (vs. Florida State, 2014)  
 Rushes: 6 (vs. Duke, 2014)  
 Rush Yards: -1 (vs. Florida State, 2014)  
 Long Rush: 2 (vs. Duke, 2014)  
 Total Offense: 88 (vs. Florida State, 2014)

**#7 AMBA ETTA-TAWO, WR**

Receptions: 12 (2x, last at Connecticut, 2016)  
 Receiving Yards: 270 (at Connecticut, 2016)  
 Receiving TDs: 2 (2x, last at Connecticut, 2016)  
 Long Catch: 71 (vs. Rutgers, 2014)  
 All-Purpose Yards: 270 (at Connecticut, 2016)

**#8 STEVE ISHMAEL, WR**

Receptions: 7 (vs. Pittsburgh, 2015)  
 Receiving Yards: 114 (vs. Pittsburgh, 2015)  
 Receiving TDs: 2 (vs. Florida State, 2014)  
 Long Catch: 62 (vs. Central Michigan, 2015)

**#14 KENTERIUS WOMACK, WR**

Tackles: 2 (vs. Clemson, 2015)

**#16 ZACK MAHONEY, QB**

Completions: 16 (vs. LSU, 2015)  
 Attempts: 38 (vs. LSU, 2015)  
 Pass Yards: 154 (vs. LSU, 2015)  
 Pass TDs: 3 (vs. LSU, 2015)  
 Comp. Pct. (min. 10 att.): 47.6 (10-21) (at NC State, 2015)  
 Interceptions: 1 (vs. LSU, 2015)  
 Longest Pass: 40 (vs. LSU, 2015)  
 Rushes: 10 (vs. Clemson, 2015)  
 Rush Yards: 76 (vs. Clemson, 2015)  
 Rush TDs: 2 (vs. Clemson, 2015)  
 Long Rush: 30 (vs. Clemson, 2015)  
 Total Offense: 194 (vs. LSU, 2015)

**#17 JAMAL CUSTIS, WR**

Rushes: 1 (vs. Central Michigan, 2014)  
 Rush Yards: 1 (vs. Central Michigan, 2014)  
 Long Rush: 1 (vs. Central Michigan, 2014)  
 Receptions: 3 (vs. Central Michigan, 2014)  
 Receiving Yards: 11 (vs. Central Michigan, 2014)  
 Receiving TDs: 1 (Central Michigan, 2015)  
 Long Catch: 7 (vs. Central Michigan, 2015)

**#20 SEAN RILEY, WR**

Receptions: 4 (vs. Colgate, 2016)  
 Receiving Yards: 44 (vs. Colgate, 2016)  
 Long Catch: 27 (vs. Colgate, 2016)  
 Kick Returns: 8 (vs. USF, 2016)  
 Kick Return Yards: 193 (vs. USF, 2016)  
 Long Kick Return: 41 (vs. USF, 2016)  
 Punt Returns: 1 (at Connecticut, 2016)  
 Punt Return Yards: 17 (at Connecticut, 2016)  
 Long Punt Return: 17 (at Connecticut, 2016)

**#21 MOE NEAL, RB**

Rushes: 12 (vs. Louisville, 2016)  
 Rush Yards: 68 (vs. Colgate, 2016)  
 Rush TDs: 1 (vs. Colgate, 2016)  
 Long Rush: 49 (vs. Colgate, 2016)  
 Receptions: 1 (2x, last vs. USF, 2016)  
 Receiving Yards: 5 (vs. Louisville, 2016)  
 Long Catch: 5 (vs. Louisville, 2016)

**#22 JORDAN FREDERICKS, RB**

Rushes: 14 (vs. Rhode Island, 2015)  
 Rush Yards: 103 (vs. Rhode Island, 2015)  
 Rush TDs: 1 (4x, last at NC State, 2015)  
 Long Rush: 75 (at NC State, 2015)  
 Receptions: 2 (2x, last vs. Pittsburgh, 2015)  
 Receiving Yards: 38 (at USF, 2015)  
 Receiving TDs: 1 (at USF, 2015)  
 Long Catch: 30 (at USF, 2015)  
 Kick Returns: 2 (at USF, 2015)  
 Kick Return Yards: 35 (at USF, 2015)  
 Long Kick Return: 25 (at Louisville, 2015)

**#26 TYRONE PERKINS, WR**

Rushes: 1 (vs. Rhode Island, 2015)  
 Rush Yards: 5 (vs. Rhode Island, 2015)  
 Long Rush: 5 (vs. Rhode Island, 2015)

**#27 GEORGE MORRIS, RB**

Rushes: 21 (vs. Florida State, 2013)  
 Rush Yards: 80 (vs. Clemson, 2015)  
 Rush TDs: 1 (vs. Boston College, 2013)  
 Long Rush: 51 (vs. Clemson, 2015)  
 Receptions: 2 (vs. Clemson, 2015)  
 Receiving Yards: 14 (vs. Tulane, 2013)  
 Long Catch: 14 (vs. Tulane, 2013)  
 Kick Returns: 5 (at Northwestern, 2013)  
 Kick Return Yards: 71 (at Northwestern, 2013)  
 Long Kick Return: 35 (2x vs. Penn State, 2013)  
 Tackles: 3 (vs. Clemson, 2015)

**#31 KYLE KLEINBERG, TE**

Tackles: 2 (vs. Colgate, 2016)

**#34 JACOB HILL, RB**

Rushes: 17 (vs. Rhode Island, 2015)  
 Rush Yards: 75 (vs. Rhode Island, 2015)  
 Long Rush: 14 (vs. Rhode Island, 2015)  
 Punt Returns: 1 (vs. Rhode Island, 2015)  
 Punt Return Yards: -1 (vs. Rhode Island, 2015)  
 Long Punt Return: -1 (vs. Rhode Island, 2015)

**#82 ALVIN CORNELIUS, WR**

Receptions: 7 (vs. Boston College, 2013)  
 Receiving Yards: 81 (vs. Boston College, 2013)  
 Receiving TDs: 1 (vs. Pittsburgh, 2013)  
 Long Catch: 42 (vs. Pittsburgh, 2013)  
 Rushes: 1 (vs. Clemson, 2015)

**#86 ADLY ENOICY, WR**

Receptions: 1 (vs. Colgate, 2016)  
 Receiving Yards: 35 (vs. Colgate, 2016)  
 Long Catch: 35 (vs. Colgate, 2016)

**#83 SEAN AVANT, WR**

Receptions: 2 (vs. Florida State, 2014)  
 Receiving Yards: 13 (vs. Florida State, 2014)  
 Long Catch: 12 (vs. Central Michigan, 2015)

**#87 KENDALL MOORE, TE**

Receptions: 3 (at Northwestern, 2013)  
 Receiving Yards: 37 (at Northwestern, 2013)  
 Receiving TDs: 1 (2x, last vs. Villanova, 2014)  
 Long Catch: 21 (vs. Wake Forest, 2015)

**#89 JOSH PARRIS, TE**

Receptions: 7 (vs. Boston College, 2013)  
 Receiving Yards: 47 (vs. Boston College, 2013)  
 Receiving TDs: 2 (vs. Boston College, 2013)  
 Long Catch: 15 (2x, last vs. Boston College, 2013)

**#90 CAMERON MACPHERSON, TE**

Receptions: 2 (vs. Louisville, 2016)  
 Receiving Yards: 10 (vs. Florida State, 2015)  
 Long Catch: 10 (vs. Florida State, 2015)



INDIVIDUAL DEFENSIVE NOTES



**#95 • DE • Chris Slayton • 6-4 • 296 • R-So.**

- Moved to defensive end this season after playing all 12 games (5 starts) at defensive tackle last year.
- Team leader in tackles for loss (4) and sacks (3).
- Career-high seven tackles, including a sack, at UConn.
- 2016 Phil Steele All-ACC Preseason Fourth Team.
- 2015 *College Football News* and *CampusInsiders.com* Honorable Mention Freshman All-American.



**#72 • NT • Steven Clark • 6-2 • 287 • So.**

- Started all four games. Made his first career start vs. Colgate in the season opener.
- Played in all 12 games and was one of 15 true freshman to play for the Orange last season.
- Made 21 tackles, including 1.5 for loss in 2015.
- Recovered two fumbles at Louisville last season. First SU player to register multiple fumble recoveries in a game since Arthur Jones vs. USF in 2009.



**#52 • DT • Kayton Samuels • 6-0 • 314 • R-So.**

- Started three of SU's first four games. Missed the UConn game due to injury.
- Had three tackles (two solo) in the season opener against Colgate.
- Started all 12 games at nose tackle in 2015.
- Had 15 tackles, including eight solo, last season.
- Had six multi-tackle games a season ago.



**#55 • DE • Kendall Coleman • 6-3 • 252 • Fr.**

- Second among Orange defensive linemen with 12 tackles.
- Started in his college debut and made four tackles (three solo) vs. Colgate.
- Has a career-best five tackles at UConn.
- Ranked the No. 2 defensive end in the state of Indiana in the Class of 2016 by Scout.com.
- 2015 American Family Insurance All-USA *Today* Indiana honoree and named to the Indiana Football Coaches Association Top 50 All-State Team.



**#30 • LB • Paris Bennett • 6-0 • 208 • Jr.**

- Tied for second in the ACC with two forced fumbles.
- Defensive game captain vs. USF.
- Had seven tackles vs. Louisville and forced a pair of fumbles against the Cardinals.
- Has three career games of 10+ tackles, including a career-high 14 stops at UConn on Sept. 24.



**#4 • LB • Zaire Franklin • 6-0 • 230 • Jr.**

- Tied for sixth in the ACC in tackles per game (8.0), including a career-best 14 stops at UConn.
- Forced a fumble vs. Louisville, the fourth of his career and most of any active Syracuse defender.
- Led Syracuse in tackles with 81 in 2015.
- Started each of the past 19 games for the Orange, the longest current streak on the team.



**#23 • LB • Jonathan Thomas • 6-1 • 209 • Jr.**

- Fourth on the team with 21 tackles.
- Special teams game captain vs. USF.
- Career-high eight tackles at UConn.
- Made his first career start and registered five tackles, including his first career sack, vs. Colgate.



**#11 • CB • Corey Winfield • 6-1 • 190 • R-Jr.**

- Season-high four tackles at UConn.
- Had two sacks, three pass breakups, one forced fumble, and tied for the team lead with two interceptions in 2015.
- Moved from wide receiver to corner in 2014 preseason camp.
- His vertical jump is better than 40 inches.



**#6 • FS • Rodney Williams • 5-10 • 186 • R-So.**

- Has started the last two games in place of Antwan Cordy.
- Season-high six tackles at UConn.
- Seven career starts.
- Awarded a medical redshirt in 2014 after being injured in the second game of the season.



**#25 • SS • Kielan Whitner • 6-0 • 197 • So.**

- Missed the USF and UConn games due to injury.
- Led the Orange in tackles vs. Colgate and Louisville.
- Recovered the first fumble of his career vs. Louisville.
- Led all Orange true freshmen with 33 tackles (23 solo) in 2015.
- Father, Keith, played minor league baseball in the Tigers organization.



**#20 • CB • Cordell Hudson • 5-11 • 173 • R-So.**

- Started three of SU's first four games.
- Returned his first INT of the season 22 yards for a TD at UConn also had a season-high seven tackles against the Huskies.
- Played in all 12 games last season and had the fifth-most tackles on the team (42).

KEY RESERVES/SPECIALISTS NOTES



**#85 • DE • Josh Black • 6-3 • 257 • Fr.**

- Made his college debut vs. USF and notched one tackle for a loss of six yards.
- Tallied a season-best two tackles at UConn in his first career start at defensive end.



**#33 • LB • Marqez Hodge • 5-11 • 219 • Sr.**

- Had three tackles vs. Colgate in the season opener.
- Made 41 tackles (23 solo) in 2015 and had two fumble recoveries, which tied for the team lead.
- Second among all SU defenders with 33 career games played.



**#19 • SS • Daivon Ellison • 5-8 • 177 • So.**

- Started the last two games in place of the injured Kielan Whitner.
- Named the ACC co-Defensive Back of the Week after making 11 tackles and forcing the second fumble of his career vs. USF.
- Career-high 14 tackles at UConn.
- Averaging 12.5 tackles per game in his two starts.



**#48 • K • Cole Murphy • 6-3 • 200 • Jr.**

- 2016 Lou Groza Award Watch List.
- Tied for second in ACC in field goals per game (1.75).
- Ninth on SU's career ledger for field goals made (36), tied for sixth in career field-goal percentage (.750, 36-48) and ranks 10th in career field-goal attempts (48).



**#10 • P • Sterling Hofrichter • 5-9 • 183 • R-Fr.**

- Sixth in the ACC in punting average (43.0).
- Has seven punts of at least 50 yards and has landed eight of his 24 boots inside the 20.
- Punted a career-high 11 times for 489 yards vs. Louisville.
- Redshirted in 2015.

## DEFENSIVE/SPECIALISTS CAREER HIGHS

**#2 WAYNE MORGAN, DB**

Tackles: 4 (vs. Central Michigan, 2015)  
 TFL: 1.0 (vs. West Virginia, 2012)  
 Pass Breakups: 1 (2x, last at Virginia, 2015)  
 Kick Returns: 2 (2x, last vs. West Virginia, 2012)  
 Kick Return Yards: 31 (vs. West Virginia, 2012)  
 Long Kick Return: 24 (vs. West Virginia, 2012)

**#4 ZAIRE FRANKLIN, LB**

Tackles: 14 (at Connecticut, 2016)  
 TFL: 3.0 (vs. Pittsburgh, 2015)  
 Sacks: 2.0 (vs. Pittsburgh, 2015)  
 Interceptions: 1 (vs. Central Michigan, 2015)  
 Forced Fumbles: 1 (4x, last vs. Louisville, 2016)  
 Pass Breakups: 2 (at Central Michigan, 2014)

**#6 RODNEY WILLIAMS, DB**

Tackles: 7 (vs. Central Michigan, 2015)  
 TFL: 0.5 (vs. USF, 2016)  
 Fumble Recoveries: 1 (at Central Michigan, 2014)

**#8 ANTWAN CORDY, DB**

Tackles: 9 (at NC State, 2015)  
 TFL: 2.5 (2x, last vs. LSU, 2015)  
 Sacks: 1.0 (2x, last vs. LSU, 2015)  
 Interceptions: 1 (3x, last vs. Boston College, 2015)  
 Forced Fumbles: 1 (vs. Clemson, 2015)  
 Fumble Recoveries: 1 (3x, last vs. Louisville, 2016)  
 Pass Breakups: 1 (4x, last vs. Colgate, 2016)  
 Def. TDs: 1 (fumble return) (at Virginia, 2015)

**#9 JUWAN DOWELS, DB**

Tackles: 8 (at NC State, 2015)  
 TFL: 1.0 (vs. Clemson, 2015)  
 Interceptions: 1 (vs. Clemson, 2015)  
 Pass Breakups: 2 (at NC State, 2015)

**#10 STERLING HOFRICHTER, P**

Punts: 11 (vs. Louisville, 2016)  
 Punting Yards: 489 (vs. Louisville, 2016)  
 Longest Punt: 61 (vs. Louisville, 2016)  
 Inside 20: 3 (vs. Louisville, 2016)

**#11 COREY WINFIELD, DB**

Tackles: 8 (at Virginia, 2015)  
 TFL: 2.0 (at Virginia, 2015)  
 Sacks: 2.0 (at Virginia, 2015)  
 Interceptions: 1 (2x, last vs. Wake Forest, 2015)  
 Forced Fumbles: 1 (at Virginia, 2015)  
 Pass Breakups: 1 (3x, last vs. Pittsburgh, 2015)  
 Def. TDs: 1 (INT return) (vs. Rhode Island, 2015)

**#12 ANDREW ARMSTRONG, LB**

Tackles: 4 (at Connecticut, 2016)

**#16 CARL JONES, DB**

Tackles: 4 (vs. Louisville, 2016)

**#19 DAIVON ELLISON, DB**

Tackles: 14 (at Connecticut, 2016)  
 Interceptions: 1 (vs. Louisville, 2016)  
 Forced Fumbles: 1 (2x, last vs. USF, 2016)  
 Pass Breakups: 1 (vs. Rhode Island, 2015)

**#20 CORDELL HUDSON, DB**

Tackles: 9 (2x, last vs. Clemson, 2015)  
 TFL: 1.0 (3x, last at Connecticut, 2016)  
 Interceptions: 1 (3x, last at Connecticut, 2016)  
 Pass Breakups: 1 (4x, last at Connecticut, 2016)  
 Def. TDs: 1 (INT return) (at Connecticut, 2016)

**#21 CHAUNCEY SCISSUM, DB**

Tackles: 6 (4x, last at NC State, 2015)  
 TFL: 0.5 (at Virginia, 2015)  
 Pass Breakups: 1 (at Florida State, 2015)

**#23 JONATHAN THOMAS, LB**

Tackles: 8 (at Connecticut, 2016)  
 TFL: 2.0 (vs. Colgate, 2016)  
 Sacks: 1.0 (vs. Colgate, 2016)  
 Forced Fumbles: 1 (vs. NC State, 2014)  
 Kick Returns: 1 (at Boston College, 2014)  
 Kick Return Yards: 7 (at Boston College, 2014)  
 Long Kick Return: 7 (at Boston College, 2014)

**#24 SHYHEIM CULLEN, LB**

Tackles: 1 (2x, last vs. Louisville, 2016)

**#25 KIELAN WHITNER, DB**

Tackles: 9 (at Louisville, 2015)  
 TFL: 0.5 (at Florida State, 2015)  
 Forced Fumbles: 1 (at Louisville, 2015)  
 Fumble Recoveries: 1 (vs. Louisville, 2016)  
 Pass Breakups: 1 (at Louisville, 2015)

**#28 CHRISTOPHER FREDRICK, DB**

Tackles: 1 (vs. Louisville, 2016)

**#30 PARRIS BENNETT, LB**

Tackles: 14 (at Connecticut, 2016)  
 TFL: 1.0 (4x, last at Virginia, 2015)  
 Interceptions: 1 (vs. Wake Forest, 2015)  
 Forced Fumbles: 2 (vs. Louisville, 2016)  
 Fumble Recoveries: 1 (vs. Central Michigan, 2015)  
 Pass Breakups: 2 (at Connecticut, 2016)

**#32 WINSTON LEE, DB**

Tackles: 1 (vs. Colgate, 2016)

**#33 MARQEZ HODGE, LB**

Tackles: 12 (at Georgia Tech, 2013)  
 TFL: 2.0 (vs. Villanova, 2014)  
 Sacks: 1.0 (3x, last vs. Louisville, 2014)  
 Fumble Recoveries: 1 (3x, last vs. Clemson, 2015)  
 Def. TDs: 1 (fumble return) (at Central Michigan, 2014)

**#37 TED TAYLOR, LB**

Tackles: 4 (at Louisville, 2015)  
 TFL: 2.0 (vs. Boston College, 2015)  
 Sacks: 1.0 (2x, last vs. Boston College, 2015)

**#39 TROY HENDERSON, LB**

Tackles: 3 (vs. Louisville, 2016)

**#41 ERIC ANTHONY, LB**

Tackles: 2 (vs. Pittsburgh, 2015)

**#48 COLE MURPHY, K**

FG Made : 4 (vs. Colgate, 2016)  
 FG Attempts: 4 (vs. Colgate, 2016)  
 Longest FG: 50 (2x, last vs. NC State, 2014)  
 PATs Made: 6 (vs. Rhode Island, 2015)  
 Most Points: 15 (vs. Colgate, 2016)

**#49 ALRYK PERRY, LB**

Tackles: 1 (vs. Rhode Island, 2015)

**#52 KAYTON SAMUELS, DL**

Tackles: 3 (2x, last vs. Colgate, 2016)  
 TFL: 1.0 (2x, last vs. Central Michigan, 2015)  
 Fumble Recoveries: 1 (vs. Rhode Island, 2015)

**#55 KENDALL COLEMAN, DL**

Tackles: 5 (at Connecticut, 2016)

**#72 STEVEN CLARK, DL**

Tackles: 4 (at Virginia, 2015)  
 TFL: 1.0 (vs. Boston College, 2015)  
 Fumble Recoveries: 2 (at Louisville, 2015)  
 Pass Breakups: 1 (at Louisville, 2015)

**#79 ANTHONY GIUDICE, DL**

Tackles: 2 (vs. Rhode Island, 2015)  
 TFL: 1.0 (2x, last at Connecticut, 2016)  
 Sacks: 1.0 (at Connecticut, 2016)

**#85 JOSH BLACK, DL**

Tackles: 2 (at Connecticut, 2016)  
 TFL: 1.0 (vs. USF, 2016)

**#93 DE'JON WILSON, DL**

Tackles: 5 (at Washington, 2013)  
 TFL: 1.0 (vs. Charleston Southern, 2013)  
 Sacks: 0.5 at Washington, 2013)  
 Fumble Recoveries: 1 (vs. Charleston Southern, 2013)  
 Pass Breakups: 1 (2x, last vs. Utah, 2014)

**#95 CHRIS SLAYTON, DL**

Tackles: 7 (at Connecticut, 2016)  
 TFL: 2.0 (vs. Colgate, 2016)  
 Sacks: 2.0 (vs. Colgate, 2016)  
 Forced Fumbles: 1 (2x, vs. USF, 2016)  
 Pass Breakups: 1 (at Louisville, 2015)

**#98 MCKINLEY WILLIAMS, DL**

Tackles: 1 (2x, last vs. USF, 2016)  
 TFL: 1.0 (vs. Louisville, 2016)  
 Sacks: 1.0 (vs. Louisville, 2016)

**#99 JAKE PICKARD, DL**

Tackles: 2 (2x, last at Connecticut, 2016)



2016 INDIVIDUAL SEASON & CAREER STATISTICS

	SEASON									CAREER								
<b>Rushing</b>	gp	att	gain	loss	net	avg	td	lg	avg/g	gp	att	gain	loss	net	avg	td	lg	avg/g
Dontae Strickland	4	61	230	4	226	3.7	0	19	56.5	16	82	324	17	307	3.7	1	21	19.2
Moe Neal	4	31	134	6	128	4.1	1	49	32.0	4	31	134	6	128	4.1	1	49	32.0
Jordan Fredericks	4	14	85	0	85	6.1	0	29	21.2	16	121	719	27	692	5.7	4	75	43.2
Eric Dungey	4	45	150	83	67	1.5	2	17	16.8	12	136	609	191	418	3.1	7	31	34.8
Ervin Philips	4	1	1	0	1	1.0	0	1	0.2	25	87	460	31	429	4.9	3	31	17.2
TEAM	2	1	0	2	-2	-2.0	0	0	-1.0									
Zack Mahoney	3	3	4	10	-6	-2.0	0	4	-2.0	11	44	211	66	145	3.3	2	30	13.2
Total	4	156	604	105	499	3.2	3	49	124.8									
Opponents	4	153	939	102	837	5.5	13	72	209.2									

<b>Passing</b>	gp	effic	comp-att-int	pct	yds	td	lg	avg/g	gp	effic	comp-att-int	pct	yds	td	lg	avg/g
Eric Dungey	4	142.75	117-179-3	65.4	1367	9	59	341.8	12	139.68	222-355-8	62.5	2665	20	89	222.1
Zack Mahoney	3	189.35	7-8-0	87.5	97	0	35	32.3	11	106.55	61-125-2	48.8	632	7	40	57.5
Moe Neal	4	0.00	0-1-0	0.0	0	0	0	0.0	4	0.00	0-1-0	0.0	0	0	0	0.0
Brisly Estime	4	293.20	1-1-0	100.0	23	0	23	5.8	31	293.20	1-1-0	100.0	23	0	23	0.7
Total	4	144.77	125-189-3	66.1	1487	9	59	371.8								
Opponents	4	122.10	74-139-2	53.2	1030	4	72	257.5								

<b>Receiving</b>	gp	no.	yds	avg	td	lg	avg/g	gp	no.	yds	avg	td	lg	avg/g
Amba Etta-Tawo	4	40	706	17.6	5	59	176.5	4	40	706	17.6	5	59	176.5
Ervin Philips	4	36	289	8.0	2	24	72.2	25	80	632	7.9	7	32	25.3
Steve Ishmael	4	17	171	10.1	0	32	42.8	28	83	1156	13.9	10	62	41.3
Brisly Estime	4	14	147	10.5	2	47	36.8	31	69	837	12.1	6	89	27.0
Dontae Strickland	4	7	66	9.4	0	18	16.5	16	16	203	12.7	2	62	12.7
Sean Riley	4	4	44	11.0	0	27	11.0	4	4	44	11.0	0	27	11.0
Cameron MacPherson	4	3	8	2.7	0	4	2.0	16	5	21	4.2	0	10	1.3
Moe Neal	4	2	6	3.0	0	5	1.5	4	2	6	3.0	0	5	1.5
Adly Enoicy	3	1	35	35.0	0	35	11.7	3	1	35	35.0	0	35	11.7
Kendall Moore	4	1	15	15.0	0	15	3.8	29	14	150	10.7	2	21	5.2
Total	4	125	1487	11.9	9	59	371.8							
Opponents	4	74	1030	13.9	4	72	257.5							

<b>Total Offense</b>	g	plays	rush	pass	total	avg/g	g	plays	rush	pass	total	avg/g
Eric Dungey	4	224	67	1367	1434	358.5	12	491	418	2665	3083	256.9
Dontae Strickland	4	61	226	0	226	56.5	16	83	307	0	307	19.2
Moe Neal	4	32	128	0	128	32.0	4	32	128	0	128	32.0
Zack Mahoney	3	11	-6	97	91	30.3	11	169	145	632	777	70.6
Jordan Fredericks	4	14	85	0	85	21.2	16	121	692	0	692	43.2
Brisly Estime	4	1	0	23	23	5.8	31	12	20	23	43	1.4
Ervin Philips	4	1	1	0	1	0.2	25	87	429	0	429	17.2
TEAM	2	1	-2	0	-2	-1.0						
Total	4	345	499	1487	1986	496.5						
Opponents	4	292	837	1030	1867	466.8						

<b>Scoring</b>	td	fg	PAT						td	fg	PAT							
			kick	rush	rcv	pass	dxp	saf			pts	kick	rush	rcv	pass	dxp	saf	pts
Cole Murphy	-	7-10	13-13	-	-	-	-	-	-	36-48	61-62	-	-	-	-	-	-	169
Amba Etta-Tawo	5	-	-	-	-	-	-	-	5	-	-	-	-	-	-	-	-	30
Eric Dungey	2	-	-	-	-	-	-	-	7	-	-	-	-	-	-	-	-	42
Brisly Estime	2	-	-	-	-	-	-	-	8	-	-	-	-	-	-	-	-	48
Ervin Philips	2	-	-	-	-	-	-	-	10	-	-	-	-	-	-	-	-	60
Cordell Hudson	1	-	-	-	-	-	-	-	1	-	-	-	-	-	-	-	-	6
Moe Neal	1	-	-	-	-	-	-	-	1	-	-	-	-	-	-	-	-	6
Total	13	7-10	13-13	-	-	-	-	-	-	-	-	-	-	-	-	-	-	112
Opponents	18	4-5	18-18	-	-	-	-	-	-	-	-	-	-	-	-	-	-	138

<b>Punt Returns</b>	no.	yds	avg	td	lg	no.	yds	avg	td	lg
Brisly Estime	4	25	6.2	0	11	29	481	16.6	2	74
Sean Riley	1	17	17.0	0	17	1	17	17.0	0	17
Total	5	42	8.4	0	17					
Opponents	8	119	14.9	1	83					

2016 INDIVIDUAL SEASON & CAREER STATISTICS

SEASON						CAREER					
Kick Returns	no.	yds	avg	td	lg	no.	yds	avg	td	lg	
Sean Riley	18	377	20.9	0	41	18	377	20.9	0	41	
Brisly Estime	6	100	16.7	0	21	43	873	20.3	0	37	
Total	24	477	19.9	0	41						
Opponents	14	283	20.2	0	28						

SEASON						CAREER					
Interceptions	no.	yds	avg	td	lg	no.	yds	avg	td	lg	
Cordell Hudson	1	22	22.0	1	22	3	62	20.7	1	22	
Daivon Ellison	1	50	50.0	0	50	1	50	50.0	0	50	
Total	2	72	36.0	1	50						
Opponents	3	29	9.7	0	22						

SEASON						CAREER					
Fumble Returns	no.	yds	avg	td	lg	no.	yds	avg	td	lg	
Total	0	0	0.0	0	0						
Opponents	0	0	0.0	0	0						

All Purpose	g	rush	rcv	pr	kr	ir	total	avg/g	g	rush	rcv	pr	kr	ir	total	avg/g
Amba Etta-Tawo	4	0	706	0	0	0	706	176.5	4	0	706	0	0	0	706	176.5
Sean Riley	4	0	44	17	377	0	438	109.5	4	0	44	17	377	0	438	109.5
Dontae Stricklan	4	226	66	0	0	0	292	73.0	16	307	203	0	82	0	592	37.0
Ervin Phillips	4	1	289	0	0	0	290	72.5	25	429	632	0	476	0	1537	61.5
Brisly Estime	4	0	147	25	100	0	272	68.0	31	20	837	481	873	0	2211	71.3
Steve Ishmael	4	0	171	0	0	0	171	42.8	28	0	1156	0	0	0	1156	41.3
Moe Neal	4	128	6	0	0	0	134	33.5	4	128	6	0	0	0	134	33.5
Jordan Frederick	4	85	0	0	0	0	85	21.2	16	692	55	0	60	0	807	50.4
Eric Dungey	4	67	0	0	0	0	67	16.8	12	418	-3	0	0	0	415	34.6
Daivon Ellison	4	0	0	0	0	50	50	12.5	12	0	0	0	0	50	50	4.2
Adly Enoicy	3	0	35	0	0	0	35	11.7	3	0	35	0	0	0	35	11.7
Cordell Hudson	4	0	0	0	0	22	22	5.5	16	0	0	0	0	62	62	3.9
Kendall Moore	4	0	15	0	0	0	15	3.8	29	0	150	0	0	0	150	5.2
Cameron MacPh	4	0	8	0	0	0	8	2.0	16	0	21	0	0	0	21	1.3
TEAM	2	-2	0	0	0	0	-2	-1.0								
Zack Mahoney	3	-6	0	0	0	0	-6	-2.0	11	145	0	0	0	0	145	13.2
Total	4	499	1487	42	477	72	2577	644.2								
Opponents	4	837	1030	119	283	29	2298	574.5								

Field Goals	att	good	long	blkd	att	good	long	blkd
Cole Murphy	10	7	48	0	48	36	50	1
Total	10	7	48	0				
Opponents	5	4	42	0				

Punting	no.	yds	avg	lg	blk	no.	yds	avg	lg	blk
Sterling Hofrichter	24	1031	43.0	61	0	24	1031	43.0	61	0
Total	24	1031	43.0	61	0					
Opponents	26	1120	43.1	56	0					

Kickoffs	no.	yds	avg	tb	ob	no.	yds	avg	tb	ob
Cole Murphy	23	1421	61.8	6	3	68	4058	59.7	15	7
Total	23	1421	61.8	6	3					
Opponents	25	1544	61.8	1	0					



2016 INDIVIDUAL SEASON & CAREER STATISTICS

#	Defensive Leaders	SEASON										CAREER											
		gp	ua	a	total	tfl	sack	int	pbu	fr	ff	blk	gp	ua	a	total	tfl	sack	int	pbu	fr	ff	blk
4F	Zaire Franklin	4	17	15	32	3.5	.	.	1	.	1	.	28	107	50	157	19.5	5.0	1	4	.	4	.
19	Daivon Ellison	4	16	10	26	0.0	.	1	.	1	.	12	21	12	33	0.0	.	1	1	.	2	.	
30	Parris Bennett	4	16	9	25	0.5	.	.	3	.	2	.	20	51	22	73	5.0	.	1	3	1	2	.
23	Jonathan Thomas	4	13	8	21	2.5	1.0	.	.	.	.	25	41	18	59	4.0	1.0	.	.	.	1	.	
20	Cordell Hudson	4	14	4	18	1.0	.	1	1	.	.	16	49	11	60	3.0	.	3	4	.	.	.	
25	Kielan Whitner	2	9	5	14	0.0	.	.	.	1	.	14	32	15	47	0.5	.	.	1	1	1	1	.
95	Chris Slayton	4	6	7	13	4.0	3.0	.	.	.	1	.	16	20	15	35	10.0	4.0	.	1	.	2	.
55	Kendall Coleman	4	7	5	12	0.0	.	.	.	.	.	4	7	5	12	0.0	.	.	.	.	.	.	.
6	Rodney Williams	3	9	2	11	0.5	.	.	.	.	.	14	23	7	30	0.5	.	.	.	.	1	.	.
11	Corey Winfield	4	8	1	9	1.0	1.0	.	.	.	.	24	47	6	53	3.5	3.0	2	3	.	1	.	
8C	Antwan Cordy	2	6	2	8	1.0	.	.	1	1	.	25	61	25	86	13.0	2.0	3	4	3	1	.	
33	Marqez Hodge	4	4	2	6	0.5	.	.	.	.	.	33	78	30	108	7.0	3.0	.	.	3	.	.	
52	Kayton Samuels	3	5	1	6	0.0	.	.	.	.	.	15	13	8	21	2.5	.	.	.	1	.	.	
99	Jake Pickard	4	3	2	5	0.0	.	.	.	.	.	4	3	2	5	0.0	.	.	.	.	.	.	
1J	Carl Jones	4	4	1	5	0.0	.	.	.	.	.	4	4	1	5	0.0	.	.	.	.	.	.	
12	Andrew Armstrong	4	3	2	5	0.0	.	.	.	.	.	4	3	2	5	0.0	.	.	.	.	.	.	
72	Steven Clark	4	2	2	4	0.0	.	.	.	.	.	16	14	11	25	1.5	.	.	1	2	.	.	
9	Juwan Dowels	2	3	1	4	0.0	.	.	.	.	.	14	32	12	44	1.5	.	1	5	.	.	.	
85	Josh Black	2	2	1	3	1.0	.	.	.	.	.	2	2	1	3	1.0	.	.	.	.	.	.	
39	Troy Henderson	3	2	1	3	0.0	.	.	.	.	.	3	2	1	3	0.0	.	.	.	.	.	.	
98	McKinley Williams	4	2	1	3	1.0	1.0	.	.	.	.	4	2	1	3	1.0	1.0	.	.	.	.	.	
79	Anthony Giudice	4	1	1	2	1.0	1.0	.	.	.	.	12	3	1	4	2.0	1.0	.	.	.	.	.	
93	De'Jon Wilson	4	2	.	2	0.0	.	.	.	.	.	4	2	.	2	0.0	.	.	.	.	.	.	
24	Shyheim Cullen	4	1	1	2	0.0	.	.	.	.	.	4	1	1	2	0.0	.	.	.	.	.	.	
31	Kyle Kleinberg	4	2	.	2	0.0	.	.	.	.	.	16	4	2	6	0.0	.	.	.	.	.	.	
1	Brisly Estime	4	1	.	1	0.0	.	.	.	.	.	31	2	.	2	0.0	.	.	.	.	.	.	
48	Cole Murphy	4	1	.	1	0.0	.	.	.	.	.	28	1	1	2	0.0	.	.	.	.	.	.	
2S	Chauncey Scissum	4	.	1	1	0.0	.	.	.	.	.	28	30	18	48	0.5	.	.	1	.	.	.	
32	Winston Lee	2	1	.	1	0.0	.	.	.	.	.	2	1	.	1	0.0	.	.	.	.	.	.	
28	Christopher Fredrick	4	1	.	1	0.0	.	.	.	.	.	4	1	.	1	0.0	.	.	.	.	.	.	
37	Ted Taylor	4	.	1	1	0.5	.	.	.	.	.	16	23	5	28	5.5	2.0	.	.	.	.	.	
Total		4	161	86	247	18	7	2	6	2	5	.											
Opponents		4	217	124	341	26	9	3	14	3	4	.											

**HEAD COACH DINO BABERS**



**PERSONAL**

- Native of San Diego, Calif.
- He and his wife, Susan, have four daughters, Breeannah, Tasha, Jazzmin, and Paris.
- His daughter, Jazzmin, is a senior on the Texas A&M volleyball team. She earned AVCA All-America Second Team honors in 2015.

**EDUCATION**

- Earned his bachelor's degree in education from the University of Hawaii in 1984.
- Received his master's degree in education administration and supervision from Arizona State University in 1987.

**COACHING HIGHLIGHTS**

- In his first four seasons as a head coach, Babers has led his teams to postseason play.
- Under his direction, Bowling Green won the 2014 Raycom Media Camellia Bowl and played in two Mid-American Conference (MAC) championship games.
- Babers mentored 17 All-MAC performers at Bowling Green, including 2015 MAC Vern Smith Leadership Award winner Matt Johnson.
- Named the 2012 and 2013 Ohio Valley Conference (OVC) Coach of the Year at Eastern Illinois.
- EIU quarterback Jimmy Garoppolo was named the 2013 Walter Payton Award winner, an honor presented annually to the nation's top FCS player.
- Babers has coached or recruited more than 40 NFL players, including three Pro Bowlers (Lance Briggs, Matt Slater, and Josh Gordon) and 2000 All-Pro selection Az-Zahir Hakim.

**COACHING LEDGER**

Year(s)	School (Pos.)
1984	Hawaii (GA)
1985-86	Arizona State (GA)
1987	Eastern Illinois (RB)
1988-89	UNLV (STC/RB)
1990	Northern Arizona (STC/DB)
1991-93	Purdue (WR)
1994	San Diego State (WR)
1995-2000	Arizona (WR, RB, OC/QB)
2001-02	Texas A&M (OC/QB)
2003	Pittsburgh (RB)
2004-07	UCLA (WR, RB, AHC/RB)
2008-11	Baylor (WR, STC/WR)
2012-13	Eastern Illinois (HC)
2014-15	Bowling Green (HC)
2016-Present	Syracuse (HC)

**HEAD COACHING RECORD**

Year	School	Record
2012	Eastern Illinois	7-5 (.583)
2013	Eastern Illinois	12-2 (.857)
2014	Bowling Green	8-6 (.571)
2015	Bowling Green *	10-3 (.769)
2016	Syracuse	2-2 (.500)
<b>Total</b>		<b>39-18 (.684)</b>

\* - Did not coach BGSU in the 2015 GoDaddy Bowl

**RECORD WHEN**

	2016	Overall
Score first	1-1	31-8
Opponent scores first	1-1	8-10
Lead at half	2-0	33-3
Tied at half	0-0	1-0
Trail at half	0-2	5-15
Lead after three quarters	2-0	32-0
Tied after three quarters	0-0	2-1
Trail after three quarters	0-2	5-17
In overtime	0-0	2-1
< 400 yds of total offense	0-0	3-8
400-499 yds of total offense	1-1	4-3
500+ yds of total offense	1-1	32-7
Allow < 400 yds of total offense	1-0	24-3
Allow 400-499 yds of total offense	1-1	7-4
Allow 500+ yds of total offense	0-1	8-11
Rush for < 100 yds	1-0	3-3
Rush for 100-199 yds	1-2	20-14
Rush for 200+ yds	0-0	16-1
Allow < 100 rushing yds	1-0	13-2
Allow 100-199 rushing yds	1-0	19-6
Allow 200+ rushing yds	0-2	7-10
Pass for < 300 yds	0-1	12-10
Pass for 300-399 yds	0-1	11-4
Pass for 400+ yds	2-0	16-4
Allow < 300 passing yds	2-1	27-11
Allow 300-399 passing yds	0-0	9-3
Allow 400+ passing yds	0-1	3-4
Score < 20 points	0-0	0-4
Score 20-29 points	0-2	3-6
Score 30-39 points	2-0	13-6
Score 40+ points	0-0	23-2
Allow < 20 points	1-0	17-0
Allow 20-29 points	1-0	15-2
Allow 30-39 points	0-0	4-0
Allow 40+ points	0-2	3-16
No turnovers	1-0	8-4
One turnover	1-0	13-1
More than one turnover	0-2	19-13
No takeaways	1-1	3-8
One takeaway	1-0	10-2
More than one takeaway	0-1	26-8
Have the ball > 30:00	1-1	14-2
Have the ball < 30:00	1-1	25-16
Tuesday	0-0	2-1
Wednesday	0-0	3-1
Thursday	0-0	2-0
Friday	1-1	2-5
Saturday	1-1	30-11
August	0-0	2-1
September	2-2	12-8
October	0-0	11-2
November	0-0	11-5
December	0-0	3-2
Home	1-2	19-7
Away	1-0	18-9
Neutral	0-0	2-2
Day games	1-1	25-9
Night games	1-1	14-9
Televised games	2-2	26-15
ACC Network Extra	1-1	1-1
American Sports Network	0-0	0-1
Big Ten Network	0-0	2-0
CBS Sports Network	1-0	1-1
ESPN	0-0	1-0
ESPN2	0-1	5-6
ESPN3	0-0	13-5
ESPNU	0-0	1-0
FOX College Sports	0-0	2-0
SEC Network	0-0	0-1

**BABERS SUPERLATIVES**

**OFFENSE**

Points.....70 at UT Martin (11/23/13)  
 Total Yards.....739 vs. Illinois St. (9/14/13)  
 Plays.....113 at Indiana (9/13/14)  
 Rushing Attempts.....59 vs. Kent St. (11/12/14)  
 Rushing Yards..413 vs. Jacksonville St. (11/16/13)  
 Completions.....46 at Indiana (9/13/14)  
 Pass Attempts.....73 at Indiana (9/13/14)  
 Passing Yards.....519 vs. UMass (10/10/15)  
 First Downs.....39 at Purdue (9/26/15)  
 .....39 at Indiana (9/13/14)  
 Time of Possession...37:57 at Maryland (9/12/15)

**DEFENSE**

Fewest Points.....0 at Kent St. (10/24/15)  
 Fewest Total Yards.....143 vs. Colgate (9/2/16)  
 Fewest Rushing Yards.....22 vs. Kent St. (11/12/14)  
 Fewest Passing Yards.....39 vs. SEMO (11/10/12)  
 Fewest First Downs.....10 at Kent St. (10/24/15)

**AGAINST ALL OPPONENTS**

Opponent	Record
Akron	2-0 (1.000)
Austin Peay	2-0 (1.000)
Ball State	1-1 (.500)
<b>Boston College</b>	<b>0-0 (.000)</b>
Buffalo	2-0 (1.000)
Central Arkansas	0-1 (.000)
<b>Clemson</b>	<b>0-0 (.000)</b>
<b>Colgate</b>	<b>1-0 (1.000)</b>
<b>Connecticut</b>	<b>1-0 (1.000)</b>
Eastern Kentucky	2-0 (1.000)
<b>Florida State</b>	<b>0-0 (.000)</b>
Illinois State	1-1 (.500)
Indiana	1-0 (1.000)
Jacksonville State	2-0 (1.000)
Kent State	2-0 (1.000)
<b>Louisville</b>	<b>0-1 (.000)</b>
Maryland	1-0 (1.000)
Massachusetts	2-0 (1.000)
Memphis	0-1 (.000)
Murray State	2-0 (1.000)
<b>NC State</b>	<b>0-0 (.000)</b>
Northern Illinois	1-2 (.333)
<b>Notre Dame</b>	<b>0-0 (.000)</b>
Ohio	2-0 (1.000)
<b>Pittsburgh</b>	<b>0-0 (.000)</b>
Purdue	1-0 (1.000)
San Diego State	1-0 (1.000)
South Alabama	1-0 (1.000)
South Dakota State	0-1 (.000)
Southeast Missouri	2-0 (1.000)
Southern Illinois	2-0 (1.000)
Tennessee	0-1 (.000)
Tennessee State	2-0 (1.000)
Tennessee Tech	2-0 (1.000)
Toledo	0-2 (.000)
Towson	0-1 (.000)
<b>USF</b>	<b>0-1 (.000)</b>
UT Martin	1-1 (.500)
<b>Virginia Tech</b>	<b>0-0 (.000)</b>
VMI	1-0 (1.000)
<b>Wake Forest</b>	<b>0-0 (.000)</b>
Western Kentucky	0-1 (.000)
Western Michigan	1-1 (.500)
Wisconsin	0-1 (.000)
<b>Total</b>	<b>39-18 (.684)</b>

2016 opponents in bold

GAME SUMMARIES

Game 1 • Syracuse 33, Colgate 7

September 2 • Carrier Dome • Syracuse, N.Y. • Att: 31,336

**SYRACUSE, N.Y.** – The Orange started the Dino Babers era with a bang, racking up 554 yards of offense in a 33-7 dismantling of Colgate on Sept. 2 at the Carrier Dome.

Quarterback Eric Dungey threw for a career-high 355 yards to help the Orange post the second-highest team passing total (437 yards) in school history. Dungey completed his first 13 passes and was 34-for-40 throwing the football. His 85 percent completion rate was the best mark ever for an Orange quarterback who attempted at least 21 passes. His 34 completions ranked second on SU's single-game record list.

Personal-best efforts also came from Dungey's top two receivers. Ervin Philips tied Art Monk's single-game record for receptions, catching 14 passes for 87 yards and a score. Amba Etta-Tawo pulled in 10 passes for 210 yards and a touchdown in his Syracuse debut. It marked the first time in school history two players recorded double-digit receptions in the same game.

The Orange, starting the first offensive series of Babers' tenure on their own 21-yard line, moved 79 yards in six plays while taking just 1:45 off the clock. Dungey connected with Etta-Tawo on a 43-yard bomb and with Cole Murphy's extra point, the Orange had seven on the board.

The quick strike erased the advantage Colgate had taken after a drive-extending Syracuse penalty on the game's first series. The miscue eventually led to a 19-yard touchdown toss from Raiders quarterback Jake Melville to receiver Owen Rockett.

The frenetic pace wasn't a one-drive wonder. The second time Syracuse got the ball, it churned out 72 yards on 18 plays and capped the drive with a 32-yard field goal from Murphy to take the lead, 10-7.

Series three was the fastest of the fast. In one play lasting 11 seconds, freshman running back Moe Neal covered 49 yards on his first collegiate carry for a touchdown. Murphy's kick upped the advantage to 17-7. Murphy added a 41-yard field goal with 2:47 left in the second quarter and the Orange went into the break ahead, 20-7.

Murphy stayed busy in the third quarter, adding on field goals from 32 and 33 yards to push the margin to 26-7. At the same time, the SU defense stepped up and limited Colgate to 12 yards on 10 plays in the quarter. Colgate didn't earn its initial first down of the second half until there was 7:32 left in the contest.

Having already established career-high passing totals by the end of the third stanza, Dungey added to them early in the fourth. He found Philips on a 4-yard scoring toss with 12:26 to play. With the reception, Philips matched Monk's 39 year-old record. Murphy's point after closed the scoring, producing the 33-7 final.

When it was all said and done, Syracuse had outgained Colgate 554-143 and extended its series winning streak against the Raiders to 16 in a row.

Kielan Whitner led the defensive effort with six total tackles. The Orange got two quarterback sacks from Chris Slayton and one from Jonathan Thomas. After Syracuse allowed the game's first touchdown, it held the Raiders to 68 total yards over the final 54 minutes.

Score by Quarters

	1st	2nd	3rd	4th	Final
Colgate	7	0	0	0	7
Syracuse	7	13	6	7	33

Scoring Summary:

- 1st 09:00 CU Owen Rockett 19 yd pass from Jake Melville (Jonah Bowman kick), 12-75 6:00, COLG 7 - SU 0
- 07:15 SU Amba Etta-Tawo 43 yd pass from Eric Dungey (Cole Murphy kick), 6-79 1:45, COLGATE 7 - SU 7
- 2nd 14:50 SU Cole Murphy 32 yd field goal, 18-72 5:43, COLGATE 7 - SU 10
- 12:29 SU Moe Neal 49 yd run (Cole Murphy kick), 1-49 0:11, COLGATE 7 - SU 17
- 02:47 SU Cole Murphy 41 yd field goal, 9-63 3:23, COLGATE 7 - SU 20
- 3rd 09:00 SU Cole Murphy 32 yd field goal, 12-64 6:00, COLGATE 7 - SU 23
- 06:24 SU Cole Murphy 33 yd field goal, 5-47 1:40, COLGATE 7 - SU 26
- 4th 12:26 SU Ervin Philips 4 yd pass from Eric Dungey (Cole Murphy kick), 12-52 4:22, COLGATE 7 - SU 33

	CU	SU	CU	SU
First Downs	11	25	10-40.8	3-45.3
Rushes-Yards (Net)	32-45	35-117	0-0	1-1
Passing Yards (Net)	98	437	3-35	6-55
Passes Att-Comp-Int	24-11-0	46-40-0	29:34	30:26
Total Offense Plays-Yards	56-143	81-554	5-16	8-18
Fumble Returns-Yards	0-0	0-0	0-0	3-3
Punt Returns-Yards	1-9	2-21	1-1	4-4
Kickoff Returns-Yards	6-125	2-32	3-13	3-26
Interception Returns-Yards	0-0	0-0		

**RUSHING: Colgate** - James Holland 14-45; Jake Melville 11-10; Connor Wingenroth 1-0; John Wilkins 1-0; Alex Mathews 1-minus 1; TEAM 1-minus 4; Sage Attwood 3-minus 5.  
**Syracuse** - Moe Neal 9-68; Eric Dungey 10-25; Dontae Strickland 9-20; Jordan Fredericks 4-10; Zack Mahoney 3-minus 6.

**PASSING: Colgate** - Jake Melville 10-22-0-82; Sage Attwood 1-2-0-16. **Syracuse** - Eric Dungey 34-40-0-355; Zack Mahoney 6-6-0-82.

**RECEIVING: Colgate** - John Maddaluna 4-31; Nick Martensen 3-10; Owen Rockett 2-35; Alex Greenawalt 2-22. **Syracuse** - Ervin Philips 14-87; Amba Etta-Tawo 12-210; Steve Ishmael 6-36; Sean Riley 4-44; Brisly Estime 3-25; Adly Enocoy 1-35.

Game 2 • Louisville 62, Syracuse 28

September 9 • Carrier Dome • Syracuse, N.Y. • Att: 32,184

**SYRACUSE, N.Y.** – In a game that featured a combined 174 plays and 1,259 yards of offense, No. 13 Louisville topped Syracuse 62-28 on Sept. 9 at the Carrier Dome in the Atlantic Coast Conference opener for both teams.

The Cardinals racked up 845 total yards, including an ACC record 610 by quarterback Lamar Jackson. Jackson finished the contest with 21 carries for 199 yards and four touchdowns and 20 completions on 39 pass attempts for 411 yards and a touchdown. He became the second player in FBS history to throw for 400 yards and rush for 150 yards in the same game.

Syracuse signal caller Eric Dungey was responsible for all four Orange touchdowns. He was 25-of-51 passing for 255 yards and a career-high three scores. He also ran 16 times for 19 yards and a touchdown.

Jackson was responsible for all five first-half Louisville scores, including three in the game's opening five minutes. He hooked up with James Quick on a 72-yard scoring strike on the first play from scrimmage and tallied rushing touchdowns of 7, 72, 13 and nine yards in the first half.

Dungey connected with Brisly Estime on a 15-yard TD in the first quarter, and threw scoring passes of 47 yards and four yards to Amba Etta-Tawo with less than three minutes to go in the second frame to make the score 35-21 Cardinals at the half.

The two teams traded touchdowns in the third quarter and Louisville's lead remained 14 points, 42-28, heading into the final stanza.

In the fourth quarter, the Cardinals put the game away, scoring 20 points on two Evan O'Hara field goals and touchdown runs of 48 yards by Brandon Radcliff and 30 yards by Jeremy Smith to produce the final score.

Etta-Tawo finished with eight catches for 103 yards and two touchdowns for the Orange. It was his second consecutive 100-yard receiving effort. Ervin Philips added six receptions for 52 yards, while Steve Ishmael registered 65 yards on four catches. Kielan Whitner led the Syracuse defense with eight tackles and a fumble recovery.

In addition to Jackson's work on the ground, Radcliff ran 10 times for 156 yards and a touchdown. Keith Kelsey had nine tackles, including 1.5 for a loss, and a forced fumble for the Cardinals.

The victory was Louisville's third in a row in the series. The Cardinals improved to 9-6 all-time against the Orange.

Score by Quarters

	1st	2nd	3rd	4th	Final
Louisville	28	7	7	20	62
Syracuse	7	14	7	0	28

Scoring Summary:

- 1st 14:44 UL James Quick 72 yd pass from Lamar Jackson (Evan O'Hara kick), 1-72 0:16, UL 7 - SU 0
- 12:13 UL Lamar Jackson 7 yd run (Evan O'Hara kick), 3-75 1:07, UL 14 - SU 0
- 10:17 UL Lamar Jackson 72 yd run (Evan O'Hara kick), 1-72 0:12, UL 21 - SU 0
- 06:58 SU Brisly Estime 15 yd pass from Eric Dungey (Cole Murphy kick), 12-75 3:19, UL 21 - SU 7
- 04:11 UL Lamar Jackson 13 yd run (Evan O'Hara kick), 2-68 0:29, UL 28 - SU 7
- 2nd 03:23 UL Lamar Jackson 9 yd run (Evan O'Hara kick), 10-79 3:25, UL 35 - SU 7
- 02:42 SU Amba Etta-Tawo 47 yd pass from Eric Dungey (Cole Murphy kick), 2-79 0:41, UL 35 - SU 14
- 00:40 SU Amba Etta-Tawo 4 yd pass from Eric Dungey (Cole Murphy kick), 11-68 1:35, UL 35 - SU 21
- 3rd 12:18 UL Traveon Samuel 21 yd run (Evan O'Hara kick), 5-82 2:03, UL 42 - SU 21
- 06:49 SU Eric Dungey 1 yd run (Cole Murphy kick), 11-76 3:58, UL 42 - SU 28
- 4th 13:16 UL Evan O'Hara 26 yd field goal, 11-42 5:09, UL 45 - SU 28
- 10:16 UL Evan O'Hara 41 yd field goal, 5-16 1:43, UL 48 - SU 28
- 08:55 UL Brandon Radcliff 48 yd run (Evan O'Hara kick), 1-48 0:08, UL 55 - SU 28
- 07:31 UL Jeremy Smith 30 yd run (Evan O'Hara kick), 1-30 0:07, UL 62 - SU 28

	UL	SU	UL	SU
First Downs	30	24	5-43.0	11-44.5
Rushes-Yards (Net)	41-414	40-121	6-2	3-1
Passing Yards (Net)	431	293	9-100	8-55
Passes Att-Comp-Int	40-21-1	53-27-1	31:28	28:32
Total Offense Plays-Yards	81-845	93-414	7 of 16	10 of 23
Fumble Returns-Yards	0-0	0-0	0 of 0	0 of 1
Punt Returns-Yards	3-13	2-4	4-5	3-4
Kickoff Returns-Yards	4-73	11-189	4-36	1-8
Interception Returns-Yards	1-7	1-50		

**RUSHING: Louisville** - Lamar Jackson 21-199; Brandon Radcliff 10-156; Jeremy Smith 1-30; Traveon Samuel 1-21; Malin Jones 3-17; Malik Williams 1-7; Trey Smith 2-0; Reggie Bonnafon 1-minus 8; Kyle Bolin 1-minus 8. **Syracuse** - Moe Neal 12-40; Jordan Fredericks 3-33; Dontae Strickland 8-28; Eric Dungey 16-19; Ervin Philips 1-1.

**PASSING: Louisville** - Lamar Jackson 20-39-1-411; Kyle Bolin 1-1-0-20. **Syracuse** - Eric Dungey 25-51-1-255; Brisly Estime 1-1-0-23; Zack Mahoney 1-1-0-15.

**RECEIVING: Louisville** - Jamari Staples 5-136; James Quick 4-108; Cole Hikutini 4-41; Traveon Samuel 3-30; Jaylen Smith 2-78; Charles Standberry 1-20; Devante Peete 1-10; Jeremy Smith 1-8. **Syracuse** - Amba Etta-Tawo 8-103; Ervin Philips 6-52; Steve Ishmael 4-65; Brisly Estime 3-29; Dontae Strickland 2-20; Cameron MacPherson 2-4; Kendall Moore 1-15; Moe Neal 1-5.

GAME SUMMARIES

Game 3 • USF 45, Syracuse 20

September 17 • Carrier Dome • Syracuse, N.Y. • Att: 32,288

**SYRACUSE, N.Y.** – The Orange scored the game’s first 17 points, but couldn’t hold off USF and its strong rushing attack in a 45-20 loss at the Carrier Dome on Sept. 17.

Two rushing touchdowns each by USF running back Marlon Mack and wide receiver Rodney Adams proved to be the difference in the contest. Overall, USF ran for 239 yards on 35 attempts (6.7 avg.) and outscored Syracuse 45-3 over the last three quarters.

SU ran a school-record 105 plays from scrimmage (55 rushing, 50 passing) to post its second game with at least 500 yards of total offense under head coach Dino Babers. The play count eclipsed the previous Orange record of 100 snaps set against Virginia Tech in 2002 and tied the ACC record established by Maryland in 1992 versus North Carolina State.

Syracuse scored the first three times it had the ball. After receiving the opening kickoff, the Orange drove 79 yards in 16 plays, a march finished off by Eric Dungey’s 24-yard touchdown pass to Ervin Phillips.

On SU’s next possession, Dungey hooked up with Brisly Estime on a 47-yard touchdown pass. The score was set up by a 30-yard completion to Amba Etta-Tawo on the previous play. Kicker Cole Murphy added a 40-yard field goal with 30 seconds left in the first period to give the Orange a 17-0 advantage at the end of the quarter.

The Bulls responded with two scores in the first six minutes of the second quarter and led 28-17 at the half. Adams did most of the damage, scoring on a 27-yard reception from Quinton Flowers, and adding touchdown runs of nine and 19 yards. Mack recorded USF’s other first-half score on a 2-yard touchdown plunge.

In the third quarter, the teams traded scoreless drives until Syracuse broke through. Murphy converted a 49-yard field goal, just one yard shy of his career best, to narrow the deficit to 28-20.

The Bulls answered Murphy’s second field goal of the game decisively. Facing a fourth-and-1 from their own 48, the Bulls put the ball in Mack’s hands and he ran 52 yards to paydirt with 55 seconds left in the third quarter to push the lead to 35-20.

After Syracuse’s next possession stalled, USF used its special teams to put the game away on the first play of the four quarter. Sterling Hofrichter’s punt traveled 52 yards, but D’Ernest Johnson ran it back it 83 yards up the middle for a touchdown. The Bulls tacked on a 42-yard field goal by Emilio Nadelman with 8:55 remaining to close the scoring.

Dungey was 32-of-48 passing for 350 yards, two touchdowns and two interceptions. It was Dungey’s second 300-yard passing effort of the season and the eighth time he’s thrown at least two touchdowns. Phillips had 10 receptions for the second time in three games. He finished with 10 catches for a career-best 95 yards and a touchdown. Etta-Tawo recorded his third straight 100-yard receiving game with eight receptions for 123 yards.

Score by Quarters

	1st	2nd	3rd	4th	Final
USF	0	28	7	10	45
Syracuse	17	0	3	0	20

Scoring Summary:

1st	10:01	SU	Ervin Phillips 24 yd pass from Eric Dungey (Cole Murphy kick), 16-79 4:59, USF 0 - SU 7
	06:40	SU	Brisly Estime 47 yd pass from Eric Dungey (Cole Murphy kick), 6-92 2:06, USF 0 - SU 14
	00:30	SU	Cole Murphy 40 yd field goal, 12-53 3:43, USF 0 - SU 17
2nd	14:26	USF	Rodney Adams 27 yd pass from Quinton Flowers (Emilio Nadelman kick), 4-75 1:04, USF 7 - SU 17
	09:24	USF	Marlon Mack 2 yd run (Emilio Nadelman kick), 5-47 1:37, USF 14 - SU 17
	04:45	USF	Rodney Adams 9 yd run (Emilio Nadelman kick), 4-41 0:55, USF 21 - SU 17
	00:43	USF	Rodney Adams 19 yd run (Emilio Nadelman kick), 7-88 1:32, USF 28 - SU 17
3rd	03:58	SU	Cole Murphy 48 yd field goal, 14-58 5:20, USF 28 - SU 20
	00:55	USF	Marlon Mack 52 yd run (Emilio Nadelman kick), 7-75 3:03, USF 35 - SU 20
4th	14:42	USF	D’Ernest Johnson 83 yd punt return (Emilio Nadelman kick), USF 42 - SU 20
	08:55	USF	Emilio Nadelman 42 yd field goal, 8-50 3:38, USF 45 - SU 20

	USF	SU	USF	SU
First Downs	20	30	6-42.8	5-41.8
Rushes-Yards (Net)	35-234	55-199	3-0	1-1
Passing Yards (Net)	220	350	4-50	10-69
Passes Att-Comp-Int	29-14-0	50-32-2	22:12	37:48
Total Offense Plays-Yards	64-454	105-549	4 of 13	12 of 24
Fumble Returns-Yards	0-0	0-0	1 of 1	2 of 5
Punt Returns-Yards	3-84	0-0	3-3	1-1
Kickoff Returns-Yards	2-48	8-193	1-8	1-6
Interception Returns-Yards	2-22	0-0		

**RUSHING: USF** - Marlon Mack 9-115; Quinton Flowers 11-51; Rodney Adams 4-34; D’Ernest Johnson 2-19; Darius Tice 3-13; Chris Barr 3-8; TEAM 3-minus 6. **Syracuse** - Dontae Strickland 30-127; Jordan Fredericks 7-42; Eric Dungey 12-18; Moe Neal 6-12.

**PASSING: USF** - Quinton Flowers 12-24-0-188; Brett Kean 2-4-0-32; D’Ernest Johnson 0-1-0-0. **Syracuse** - Eric Dungey 32-48-2-350; Moe Neal 0-1-0-0; Zack Mahoney 0-1-0-0.

**RECEIVING: USF** - Rodney Adams 4-67; D’Ernest Johnson 2-37; Marquez Valdes-Scantling 2-35; Tyre McCants 2-32; Elkanah Dillon 2-30; Ryshen Bronson 1-11; Marlon Mack 1-8. **Syracuse** - Ervin Phillips 10-95; Amba Etta-Tawo 8-123; Brisly Estime 6-80; Steve Ishmael 3-30; Dontae Strickland 3-17; Cameron MacPherson 1-4; Moe Neal 1-1.

Game 4 • Syracuse 31, Connecticut 24

September 24 • Rentschler Field • East Hartford, Conn. • Att: 31,899

**EAST HARTFORD, Conn.** – A game that opened with typical Syracuse offensive pyrotechnics was ultimately secured by the Orange defense as Syracuse snapped its eight-game road losing streak with a 31-24 victory against Connecticut Saturday, Sept. 24 at Rentschler Field.

Eric Dungey and Amba Etta-Tawo teamed up on two long touchdown passes in the first 4:12 of the game, and Cordell Hudson returned an interception 22 yards for a score near the end of the third quarter. The Orange also got a key defensive stop on fourth-and-goal from the 2-yard line to hold off the Huskies.

Etta-Tawo finished with a school-record 270 yards receiving on 12 receptions, including touchdown catches of 57 and 30 yards. He broke the previous single-game mark of 249 yards set by Scott Schwedes against Boston College in 1985. In addition, Etta-Tawo joined North Carolina State’s Torry Holt (1998) and Florida State’s Crapohson Thorpe as the only receivers in the history of the Atlantic Coast Conference with two 200-yard receiving games in the same season.

SU opened the scoring when Dungey connected with Etta-Tawo on a 57-yard touchdown less than a minute into the game. On SU’s next possession, the two hooked up again, this time on a 30-yard scoring play. By the end of the second series, Dungey was 6-for 118 yards – all to Etta-Tawo – and Cole Murphy’s two PATS had SU in front, 14-0.

UConn responded with a pair of touchdown runs in the second quarter. Ron Johnson scored first, on a 2-yard plunge, and Arkeel Newsome ran into the end zone from six yards out with 34 seconds left in the half. A 47-yard field goal by Murphy on the final play of the second quarter gave SU a 17-14 advantage at the break.

In the third quarter, UConn’s Bobby Puyol tied the score on a 27-yard field goal with 5:11 remaining in the period. Then Hudson made his first interception of the season, snaring a tipped pass and returning it for the score with 49 seconds left in the quarter. Murphy’s point after pushed the margin to 24-17.

UConn had an opportunity to tie the game in the fourth quarter after picking up 17 yards on a successful fake field goal on fourth-and-3 from the SU 25. Three straight running plays moved the ball down to the 2-yard line, but on fourth-and-goal Bryant Shirreffs was stuffed by Zaire Franklin and the Huskies turned the ball over on downs.

The defensive stand allowed Dungey and Etta-Tawo to go to work again. In the shadow of their own goal line, the Orange converted a third-and-7 when Dungey connected with Etta-Tawo on a 59-yard pass and catch. Dungey ultimately finished off the series with a 6-yard touchdown run to complete a 99-yard drive and put SU ahead, 31-17.

A 24-yard touchdown pass from Shirreffs to Tyler Davis with 33 seconds left narrowed the gap to 31-24, but the Huskies’ ensuing onside kick was recovered by Brisly Estime and Syracuse ran out the clock for its first road win against UConn.

Dungey completed 26-of-40 for a career-high 407 yards and two touchdowns. It was the sixth 400-yard passing performance in school history and first since 2012.

Score by Quarters

	1st	2nd	3rd	4th	Final
Syracuse	14	3	7	7	31
Connecticut	0	14	3	7	24

Scoring Summary:

1st	14:09	SU	Amba Etta-Tawo 57 yd pass from Eric Dungey (Cole Murphy kick), 4-75 0:51, SU 7 - UCONN 0
	10:48	SU	Amba Etta-Tawo 30 yd pass from Eric Dungey (Cole Murphy kick), 5-59 1:22, SU 14 - UCONN 0
2nd	06:05	UC	Ron Johnson 2 yd run (Bobby Puyol kick), 12-53 4:52, SU 14 - UCONN 7
	00:34	UC	Arkeel Newsome 6 yd run (Bobby Puyol kick), 9-68 2:53, SU 14 - UCONN 14
	00:00	SU	Cole Murphy 47 yd field goal, 4-44 0:34, SU 17 - UCONN 14
3rd	05:11	UC	Bobby Puyol 27 yd field goal, 10-35 4:59, SU 17 - UCONN 17
	00:49	SU	Cordell Hudson 22 yd interception return (Cole Murphy kick), SU 24 - UCONN 17
4th	02:14	SU	Eric Dungey 6 yd run (Cole Murphy kick), 12-99 3:58, SU 31 - UCONN 17
	00:33	UC	Tyler Davis 24 yd pass from Bryant Shirreffs (Bobby Puyol kick), 9-65 1:41, SU 31 - UCONN 24

	SU	UC	SU	UC
First Downs	19	23	5-39.4	5-48.0
Rushes-Yards (Net)	26-62	45-144	0-0	0-0
Passing Yards (Net)	407	281	4-25	1-5
Passes Att-Comp-Int	40-26-0	46-28-1	21:31	38:29
Total Offense Plays-Yards	66-469	91-425	8 of 15	8 of 21
Fumble Returns-Yards	0-0	0-0	0 of 0	4 of 6
Punt Returns-Yards	1-17	1-13	1-2	3-4
Kickoff Returns-Yards	3-63	2-37	2-11	1-11
Interception Returns-Yards	1-22	0-0		

**RUSHING: Syracuse** - Dontae Strickland 14-51; Moe Neal 4-8; Eric Dungey 7-5; TEAM 1-minus 2. **Connecticut** - Arkeel Newsome 15-81; Bryant Shirreffs 21-27; Ron Johnson 8-25; Noel Thomas 1-11.

**PASSING: Syracuse** - Eric Dungey 26-40-0-407. **Connecticut** - Bryant Shirreffs 27-45-1-264; Tyler Davis 1-1-0-17.

**RECEIVING: Syracuse** - Amba Etta-Tawo 12-270; Ervin Phillips 6-55; Steve Ishmael 4-40; Dontae Strickland 2-29; Brisly Estime 2-13. **Connecticut** - Noel Thomas 14-111; Tyler Davis 4-51; Hergy Mayala 2-43; Tommy Myers 2-24; Alec Bloon 2-23; Arkeel Newsome 2-16; Ron Johnson 2-13.



**2016 Syracuse Football**  
 Syracuse Overall Team Statistics (as of Sep 24, 2016)  
**All games**



<b>Team Statistics</b>	<b>SU</b>	<b>OPP</b>
SCORING	112	138
Points Per Game	28.0	34.5
Points Off Turnovers	7	17
FIRST DOWNS	98	84
Rushing	28	38
Passing	62	43
Penalty	8	3
RUSHING YARDAGE	499	837
Yards gained rushing	604	939
Yards lost rushing	105	102
Rushing Attempts	156	153
Average Per Rush	3.2	5.5
Average Per Game	124.8	209.2
TDs Rushing	3	13
PASSING YARDAGE	1487	1030
Comp-Att-Int	125-189-3	74-139-2
Average Per Pass	7.9	7.4
Average Per Catch	11.9	13.9
Average Per Game	371.8	257.5
TDs Passing	9	4
TOTAL OFFENSE	1986	1867
Total Plays	345	292
Average Per Play	5.8	6.4
Average Per Game	496.5	466.8
KICK RETURNS: #-Yards	24-477	14-283
PUNT RETURNS: #-Yards	5-42	8-119
INT RETURNS: #-Yards	2-72	3-29
KICK RETURN AVERAGE	19.9	20.2
PUNT RETURN AVERAGE	8.4	14.9
INT RETURN AVERAGE	36.0	9.7
FUMBLES-LOST	5-3	9-2
PENALTIES-Yards	28-204	17-190
Average Per Game	51.0	47.5
PUNTS-Yards	24-1031	26-1120
Average Per Punt	43.0	43.1
Net punt average	37.2	39.9
KICKOFFS-Yards	23-1421	25-1544
Average Per Kick	61.8	61.8
Net kick average	43.0	41.7
TIME OF POSSESSION/Game	29:34	30:26
3RD-DOWN Conversions	38/80	24/66
3rd-Down Pct	48%	36%
4TH-DOWN Conversions	5/9	5/7
4th-Down Pct	56%	71%
SACKS BY-Yards	7-51	9-68
MISC YARDS	0	0
TOUCHDOWNS SCORED	13	18
FIELD GOALS-ATTEMPTS	7-10	4-5
ON-SIDE KICKS	0-0	0-1
RED-ZONE SCORES	(9-11) 82%	(11-13) 85%
RED-ZONE TOUCHDOWNS	(6-11) 55%	(9-13) 69%
PAT-ATTEMPTS	(13-13) 100%	(18-18) 100%
ATTENDANCE	95808	31899
Games/Avg Per Game	3/31936	1/31899
Neutral Site Games		0/0

<b>Score by Quarters</b>	<b>1st</b>	<b>2nd</b>	<b>3rd</b>	<b>4th</b>	<b>OT</b>	<b>Total</b>
Syracuse	45	30	23	14	0	112
Opponents	35	49	17	37	0	138



## 2016 Syracuse Football

### Syracuse Overall Individual Statistics (as of Sep 24, 2016)

#### All games



<b>Rushing</b>	gp-gs	att	gain	loss	net	avg	td	lg	avg/g
Dontae Strickland	4-4	61	230	4	226	3.7	0	19	56.5
Moe Neal	4-0	31	134	6	128	4.1	1	49	32.0
Jordan Fredericks	4-0	14	85	0	85	6.1	0	29	21.2
Eric Dungey	4-4	45	150	83	67	1.5	2	17	16.8
Ervin Phillips	4-4	1	1	0	1	1.0	0	1	0.2
TEAM	2-0	1	0	2	-2	-2.0	0	0	-1.0
Zack Mahoney	3-0	3	4	10	-6	-2.0	0	4	-2.0
Total	4	156	604	105	499	3.2	3	49	124.8
Opponents	4	153	939	102	837	5.5	13	72	209.2

<b>Passing</b>	gp-gs	effic	comp-att-int	pct	yds	td	lg	avg/g
Eric Dungey	4-4	142.75	117-179-3	65.4	1367	9	59	341.8
Zack Mahoney	3-0	189.35	7-8-0	87.5	97	0	35	32.3
Moe Neal	4-0	0.00	0-1-0	0.0	0	0	0	0.0
Brisly Estime	4-2	293.20	1-1-0	100.0	23	0	23	5.8
Total	4	144.77	125-189-3	66.1	1487	9	59	371.8
Opponents	4	122.10	74-139-2	53.2	1030	4	72	257.5

<b>Receiving</b>	gp-gs	no.	yds	avg	td	lg	avg/g
Amba Etta-Tawo	4-4	40	706	17.6	5	59	176.5
Ervin Phillips	4-4	36	289	8.0	2	24	72.2
Steve Ishmael	4-4	17	171	10.1	0	32	42.8
Brisly Estime	4-2	14	147	10.5	2	47	36.8
Dontae Strickland	4-4	7	66	9.4	0	18	16.5
Sean Riley	4-0	4	44	11.0	0	27	11.0
Cameron MacPherson	4-2	3	8	2.7	0	4	2.0
Moe Neal	4-0	2	6	3.0	0	5	1.5
Adly Enoicy	3-0	1	35	35.0	0	35	11.7
Kendall Moore	4-0	1	15	15.0	0	15	3.8
Total	4	125	1487	11.9	9	59	371.8
Opponents	4	74	1030	13.9	4	72	257.5

<b>Punt Returns</b>	no.	yds	avg	td	lg
Brisly Estime	4	25	6.2	0	11
Sean Riley	1	17	17.0	0	17
Total	5	42	8.4	0	17
Opponents	8	119	14.9	1	83

<b>Interceptions</b>	no.	yds	avg	td	lg
Cordell Hudson	1	22	22.0	1	22
Daivon Ellison	1	50	50.0	0	50
Total	2	72	36.0	1	50
Opponents	3	29	9.7	0	22

<b>Kick Returns</b>	no.	yds	avg	td	lg
Sean Riley	18	377	20.9	0	41
Brisly Estime	6	100	16.7	0	21
Total	24	477	19.9	0	41
Opponents	14	283	20.2	0	28

<b>Fumble Returns</b>	no.	yds	avg	td	lg
Total	0	0	0.0	0	0
Opponents	0	0	0.0	0	0



## 2016 Syracuse Football

### Syracuse Overall Individual Statistics (as of Sep 24, 2016)

#### All games



Scoring	td	fg	PAT				dpx	saf	pts
			kick	rush	rcv	pass			
Cole Murphy	-	7-10	13-13	-	-	-	-	-	34
Amba Etta-Tawo	5	-	-	-	-	-	-	-	30
Brisly Estime	2	-	-	-	-	-	-	-	12
Eric Dungey	2	-	-	-	-	-	-	-	12
Ervin Philips	2	-	-	-	-	-	-	-	12
Moe Neal	1	-	-	-	-	-	-	-	6
Cordell Hudson	1	-	-	-	-	-	-	-	6
<b>Total</b>	<b>13</b>	<b>7-10</b>	<b>13-13</b>	<b>-</b>	<b>-</b>	<b>-</b>	<b>-</b>	<b>-</b>	<b>112</b>
<b>Opponents</b>	<b>18</b>	<b>4-5</b>	<b>18-18</b>	<b>-</b>	<b>-</b>	<b>-</b>	<b>-</b>	<b>-</b>	<b>138</b>

Total Offense	g	plays	rush	pass	total	avg/g
Eric Dungey	4	224	67	1367	1434	358.5
Dontae Strickland	4	61	226	0	226	56.5
Moe Neal	4	32	128	0	128	32.0
Zack Mahoney	3	11	-6	97	91	30.3
Jordan Fredericks	4	14	85	0	85	21.2
Brisly Estime	4	1	0	23	23	5.8
Ervin Philips	4	1	1	0	1	0.2
<b>TEAM</b>	<b>2</b>	<b>1</b>	<b>-2</b>	<b>0</b>	<b>-2</b>	<b>-1.0</b>
<b>Total</b>	<b>4</b>	<b>345</b>	<b>499</b>	<b>1487</b>	<b>1986</b>	<b>496.5</b>
<b>Opponents</b>	<b>4</b>	<b>292</b>	<b>837</b>	<b>1030</b>	<b>1867</b>	<b>466.8</b>

Field Goals	fg	pct.	01-19	20-29	30-39	40-49	50-99	lg	blk
Cole Murphy	7-10	70.0	0-0	0-0	3-4	4-5	0-1	48	0

FG Sequence	Syracuse	Opponents
Colgate	(32),(41),(32),(33)	-
Louisville	55	28,(26),(41)
USF	(40),(48)	(42)
Connecticut	49,(47),33	(27)

Punting	no.	yds	avg	lg	tb	fc	i20	50+	blk
Sterling Hofrichter	24	1031	43.0	61	1	8	8	7	0
<b>Total</b>	<b>24</b>	<b>1031</b>	<b>43.0</b>	<b>61</b>	<b>1</b>	<b>8</b>	<b>8</b>	<b>7</b>	<b>0</b>
<b>Opponents</b>	<b>26</b>	<b>1120</b>	<b>43.1</b>	<b>56</b>	<b>2</b>	<b>11</b>	<b>10</b>	<b>6</b>	<b>0</b>

Kickoffs	no.	yds	avg	tb	ob	retn	net	ydln
Cole Murphy	23	1421	61.8	6	3			
<b>Total</b>	<b>23</b>	<b>1421</b>	<b>61.8</b>	<b>6</b>	<b>3</b>	<b>20.2</b>	<b>43.0</b>	<b>22</b>
<b>Opponents</b>	<b>25</b>	<b>1544</b>	<b>61.8</b>	<b>1</b>	<b>0</b>	<b>19.9</b>	<b>41.7</b>	<b>23</b>

Numbers in (parentheses) indicate field goal was made.



**2016 Syracuse Football**  
Syracuse Overall Individual Statistics (as of Sep 24, 2016)  
**All games**



All Purpose	g	rush	rcv	pr	kr	ir	total	avg/g
Amba Etta-Tawo	4	0	706	0	0	0	706	176.5
Sean Riley	4	0	44	17	377	0	438	109.5
Dontae Stricklan	4	226	66	0	0	0	292	73.0
Ervin Phillips	4	1	289	0	0	0	290	72.5
Brisly Estime	4	0	147	25	100	0	272	68.0
Steve Ishmael	4	0	171	0	0	0	171	42.8
Moe Neal	4	128	6	0	0	0	134	33.5
Jordan Frederick	4	85	0	0	0	0	85	21.2
Eric Dungey	4	67	0	0	0	0	67	16.8
Daivon Ellison	4	0	0	0	0	50	50	12.5
Adly Enoicy	3	0	35	0	0	0	35	11.7
Cordell Hudson	4	0	0	0	0	22	22	5.5
Kendall Moore	4	0	15	0	0	0	15	3.8
Cameron MacPh	4	0	8	0	0	0	8	2.0
TEAM	2	-2	0	0	0	0	-2	-1.0
Zack Mahoney	3	-6	0	0	0	0	-6	-2.0
Total	4	499	1487	42	477	72	2577	644.2
Opponents	4	837	1030	119	283	29	2298	574.5





## 2016 Syracuse Football

### Syracuse Overall Defensive Statistics (as of Sep 24, 2016)

#### All games



#	Defensive Leaders	gp-gs	Tackles				tfl/yds	Sacks no-yds	Pass defense			Fumbles		blkd	
			ua	a	tot				int-yds	brup	qbh	rcv-yds	ff	kick	saf
4F	Zaire Franklin	4-4	17	15	32	3.5-6	.	.	1	.	.	1	.	.	
19	Daivon Ellison	4-2	16	10	26	.	.	1-50	.	.	.	1	.	.	
30	Parris Bennett	4-4	16	9	25	0.5-0	.	.	3	.	.	2	.	.	
23	Jonathan Thomas	4-4	13	8	21	2.5-13	1.0-11	.	.	1	.	.	.	.	
20	Cordell Hudson	4-3	14	4	18	1.0-1	.	1-22	1	.	.	.	.	.	
25	Kielan Whitner	2-2	9	5	14	.	.	.	.	.	1-0	.	.	.	
95	Chris Slayton	4-4	6	7	13	4.0-27	3.0-22	.	.	2	.	1	.	.	
55	Kendall Coleman	4-4	7	5	12	.	.	.	.	.	.	.	.	.	
6	Rodney Williams	3-2	9	2	11	0.5-0	.	.	.	.	.	.	.	.	
11	Corey Winfield	4-4	8	1	9	1.0-6	1.0-6	.	.	.	.	.	.	.	
8C	Antwan Cordy	2-2	6	2	8	1.0-1	.	.	1	.	1-0	.	.	.	
52	Kayton Samuels	3-3	5	1	6	.	.	.	.	.	.	.	.	.	
33	Marqez Hodge	4-0	4	2	6	0.5-1	.	.	.	.	.	.	.	.	
12	Andrew Armstrong	4-0	3	2	5	.	.	.	.	.	.	.	.	.	
1J	Carl Jones	4-0	4	1	5	.	.	.	.	.	.	.	.	.	
99	Jake Pickard	4-0	3	2	5	.	.	.	.	.	.	.	.	.	
9	Juwan Dowels	2-1	3	1	4	.	.	.	.	.	.	.	.	.	
72	Steven Clark	4-4	2	2	4	.	.	.	.	2	.	.	.	.	
85	Josh Black	2-1	2	1	3	1.0-6	.	.	.	.	.	.	.	.	
98	McKinley Williams	4-0	2	1	3	1.0-8	1.0-8	.	.	.	.	.	.	.	
39	Troy Henderson	3-0	2	1	3	.	.	.	.	.	.	.	.	.	
24	Shyheim Cullen	4-0	1	1	2	.	.	.	.	.	.	.	.	.	
31	Kyle Kleinberg	4-0	2	.	2	.	.	.	.	.	.	.	.	.	
93	De'Jon Wilson	4-0	2	.	2	.	.	.	.	1	.	.	.	.	
79	Anthony Giudice	4-0	1	1	2	1.0-4	1.0-4	.	.	.	.	.	.	.	
2S	Chauncey Scissum	4-0	.	1	1	.	.	.	.	.	.	.	.	.	
48	Cole Murphy	4-0	1	.	1	.	.	.	.	.	.	.	.	.	
37	Ted Taylor	4-0	.	1	1	0.5-1	.	.	.	.	.	.	.	.	
1	Brisly Estime	4-2	1	.	1	.	.	.	.	.	.	.	.	.	
28	Christopher Fredrick	4-0	1	.	1	.	.	.	.	.	.	.	.	.	
32	Winston Lee	2-0	1	.	1	.	.	.	.	.	.	.	.	.	
Total		4	161	86	247	18-74	7-51	2-72	6	6	2-0	5	.	.	
Opponents		4	217	124	341	26-92	9-68	3-29	14	4	3-0	4	.	.	

SYRACUSE GAME-BY-GAME

TEAM STATISTICS

Date	Opponent	Rushing				Receiving				Passing				Kick Returns				Punt Returns				tot off
		no.	yds	td	lg	no.	yds	td	lg	cmp-att-int	yds	td	lg	no.	yds	td	lg	no.	yds	td	lg	
Sep 02	COLGATE	35	117	1	49	40	437	2	43	40-46-0	437	2	43	2	32	0	17	2	21	0	11	554
Sep 09	LOUISVILLE	40	121	1	29	27	293	3	47	27-53-1	293	3	47	11	189	0	22	2	4	0	2	414
Sep 17	USF	55	199	0	19	32	350	2	47	32-50-2	350	2	47	8	193	0	41	0	0	0	0	549
Sep 24	at Connecticut	26	62	1	14	26	407	2	59	26-40-0	407	2	59	3	63	0	26	1	17	0	17	469
Syracuse		156	499	3	49	125	1487	9	59	125-189-3	1487	9	59	24	477	0	41	5	42	0	17	1986
		153	837	13	72	74	1030	4	72	74-139-2	1030	4	72	14	283	0	28	8	119	1	83	1867

Games: 4 • Avg/rush: 3.2 • Avg/catch: 11.9 • Pass effic: 144.77 • KR avg: 19.9 • PR avg: 8.4 • All purpose avg/game: 644.2 • Total offense avg/gm: 496.5

Date	Opponent	Tackles				Sacks no-yds	Fumble		Pass Defense			blkd kick	PAT Attempts			off		pts	
		ua	a	total	tfl-yds		ff	fr-yds	int-yds	qbh	brup		kick	rush	rcv	saf	t/o		
Sep 02	COLGATE	39	10	49	6.0-30	3.0-26	0	0-0	0-0	0	1	0	3-3	0	0	0	0	0	33
Sep 09	LOUISVILLE	41	16	57	1.0-8	1.0-8	3	2-0	1-50	1	1	0	4-4	0	0	0	0	0	28
Sep 17	USF	32	18	50	4.0-18	1.0-6	2	0-0	0-0	0	0	0	2-2	0	0	0	0	0	20
Sep 24	at Connecticut	49	42	91	7.0-18	2.0-11	0	0-0	1-22	5	4	0	4-4	0	0	0	0	7	31
Syracuse		161	86	247	18.0-74	7.0-51	5	2-0	2-72	6	6	0	13-13	0	0	0	0	7	112
		217	124	341	26.0-92	9.0-68	4	3-0	3-29	4	14	0	18-18	0	0	0	0	17	138

Date	Opponent	Punting							Field Goals			Kickoffs						
		no.	yds	avg	long	blkd	tb	fc	50+	i20	md-att	long	blkd	no.	yds	avg	tb	ob
Sep 02	COLGATE	3	136	45.3	47	0	0	2	0	1	4-4	41	0	8	503	62.9	2	0
Sep 09	LOUISVILLE	11	489	44.5	61	0	1	4	5	3	0-1	0	0	5	319	63.8	1	0
Sep 17	USF	5	209	41.8	52	0	0	1	1	2	2-2	48	0	5	313	62.6	2	1
Sep 24	at Connecticut	5	197	39.4	52	0	0	1	1	2	1-3	47	0	5	286	57.2	1	2
Syracuse		24	1031	43.0	61	0	1	8	7	8	7-10	48	0	23	1421	61.8	6	3
		26	1120	43.1	56	0	2	11	6	10	4-5	42	0	25	1544	61.8	1	0

OPPONENT GAME-BY-GAME

OPPONENT STATISTICS

Date	Opponent	Rushing				Receiving				Passing				Kick Returns				Punt Returns				tot off
		no.	yds	td	lg	no.	yds	td	lg	cmp-att-int	yds	td	lg	no.	yds	td	lg	no.	yds	td	lg	
Sep 02	COLGATE	32	45	0	12	11	98	1	19	11-24-0	98	1	19	6	125	0	24	1	9	0	9	143
Sep 09	LOUISVILLE	41	414	7	72	21	431	1	72	21-40-1	431	1	72	4	73	0	26	3	13	0	18	845
Sep 17	USF	35	234	4	52	14	220	1	33	14-29-0	220	1	33	2	48	0	28	3	84	1	83	454
Sep 24	at Connecticut	45	144	2	19	28	281	1	24	28-46-1	281	1	24	2	37	0	20	1	13	0	13	425
Opponents		153	837	13	72	74	1030	4	72	74-139-2	1030	4	72	14	283	0	28	8	119	1	83	1867
		156	499	3	49	125	1487	9	59	125-189-3	1487	9	59	24	477	0	41	5	42	0	17	1986

Games: 4 • Avg/rush: 5.5 • Avg/catch: 13.9 • Pass effic: 122.10 • KR avg: 20.2 • PR avg: 14.9 • All purpose avg/game: 574.5 • Total offense avg/gm: 466.8

Date	Opponent	Tackles				Sacks	Fumble		Pass Defense			blkd	PAT Attempts			off	
		ua	a	total	tfl-yds	no-yds	ff	fr-yds	int-yds	qbh	brup	kick	kick	rush	rcv	saf	t/o
Sep 02	COLGATE	51	32	83	8.0-20	3.0-13	0	1-0	0-0	0	2	0	1-1	0	0	0	7
Sep 09	LOUISVILLE	66	12	78	12.0-44	4.0-36	3	1-0	1-7	1	5	0	8-8	0	0	14	62
Sep 17	USF	69	40	109	3.0-14	1.0-8	1	1-0	2-22	0	3	0	6-6	0	0	3	45
Sep 24	at Connecticut	31	40	71	3.0-14	1.0-11	0	0-0	0-0	3	4	0	3-3	0	0	0	24
Opponents		217	124	341	26.0-92	9.0-68	4	3-0	3-29	4	14	0	18-18	0	0	17	138
		161	86	247	18.0-74	7.0-51	5	2-0	2-72	6	6	0	13-13	0	0	7	112

Date	Opponent	Punting						Field Goals				Kickoffs						
		no.	yds	avg	long	blkd	tb	fc	50+	i20	md-att	long	blkd	no.	yds	avg	tb	ob
Sep 02	COLGATE	10	408	40.8	56	0	0	2	2	3	0-0	0	0	2	120	60.0	0	0
Sep 09	LOUISVILLE	5	215	43.0	48	0	0	3	0	1	2-3	41	0	11	667	60.6	0	0
Sep 17	USF	6	257	42.8	53	0	0	5	1	5	1-1	42	0	8	500	62.5	0	0
Sep 24	at Connecticut	5	240	48.0	54	0	2	1	3	1	1-1	27	0	4	257	64.2	1	0
Opponents		26	1120	43.1	56	0	2	11	6	10	4-5	42	0	25	1544	61.8	1	0
		24	1031	43.0	61	0	1	8	7	8	7-10	48	0	23	1421	61.8	6	3

**SYRACUSE PASSING GAME-BY-GAME**

<b>#2 Dungey, E.</b>	<b>Comp</b>	<b>Att</b>	<b>Int</b>	<b>Pct</b>	<b>Yards</b>	<b>TD</b>	<b>Long</b>	<b>Sacked</b>	<b>Effic</b>
Colgate	34	40	0	85.0	355	2	43	2-7	176.05
Louisville	25	51	1	49.0	255	3	47	4-36	106.51
USF	32	48	2	66.7	350	2	47	1-8	133.33
Connecticut	26	40	0	65.0	407	2	59	1-11	166.97
<b>TOTALS</b>	<b>117</b>	<b>179</b>	<b>3</b>	<b>65.4</b>	<b>1367</b>	<b>9</b>	<b>59</b>	<b>8-62</b>	<b>142.75</b>

<b>#16 Mahoney, Z.</b>	<b>Comp</b>	<b>Att</b>	<b>Int</b>	<b>Pct</b>	<b>Yards</b>	<b>TD</b>	<b>Long</b>	<b>Sacked</b>	<b>Effic</b>
Colgate	6	6	0	100.0	82	0	35	1-6	214.80
Louisville	1	1	0	100.0	15	0	15	0-0	226.00
USF	0	1	0	0.0	0	0	0	0-0	0.00
<b>TOTALS</b>	<b>7</b>	<b>8</b>	<b>0</b>	<b>87.5</b>	<b>97</b>	<b>0</b>	<b>35</b>	<b>1-6</b>	<b>189.35</b>

<b>#1 Estime, B.</b>	<b>Comp</b>	<b>Att</b>	<b>Int</b>	<b>Pct</b>	<b>Yards</b>	<b>TD</b>	<b>Long</b>	<b>Sacked</b>	<b>Effic</b>
Louisville	1	1	0	100.0	23	0	23	0-0	293.20
<b>TOTALS</b>	<b>1</b>	<b>1</b>	<b>0</b>	<b>100.0</b>	<b>23</b>	<b>0</b>	<b>23</b>	<b>0-0</b>	<b>293.20</b>

<b>#21 Neal, M.</b>	<b>Comp</b>	<b>Att</b>	<b>Int</b>	<b>Pct</b>	<b>Yards</b>	<b>TD</b>	<b>Long</b>	<b>Sacked</b>	<b>Effic</b>
USF	0	1	0	0.0	0	0	0	0-0	0.00
<b>TOTALS</b>	<b>0</b>	<b>1</b>	<b>0</b>	<b>0.0</b>	<b>0</b>	<b>0</b>	<b>0</b>	<b>0-0</b>	<b>0.00</b>

**SYRACUSE RUSHING GAME-BY-GAME**

<b>RUSHING</b>	<b>No-Yds/TD</b>	<b>COLGAT</b>	<b>UL</b>	<b>USF</b>	<b>UCONN</b>
Strickland, D. RB	61-226/0	9-20/0	8-28/0	30-127/0	14-51/0
Neal, M. RB	31-128/1	9-68/1	12-40/0	6-12/0	4-8/0
Fredericks, J. RB	14-85/0	4-10/0	3-33/0	7-42/0	-
Dungey, E. QB	45-67/2	10-25/0	16-19/1	12-18/0	7-5/1
Philips, E. WR	1-1/0	-	1-1/0	-	-
TEAM	1--2/0	DNP	DNP	-	1--2/0
Mahoney, Z. QB	3--6/0	3--6/0	-	-	DNP

**SYRACUSE RECEIVING GAME-BY-GAME**

<b>RECEIVING</b>	<b>No-Yds/TD</b>	<b>COLGAT</b>	<b>UL</b>	<b>USF</b>	<b>UCONN</b>
Etta-Tawo, A. WR	40-706/5	12-210/1	8-103/2	8-123/0	12-270/2
Philips, E. WR	36-289/2	14-87/1	6-52/0	10-95/1	6-55/0
Ishmael, S. WR	17-171/0	6-36/0	4-65/0	3-30/0	4-40/0
Estime, B. WR	14-147/2	3-25/0	3-29/1	6-80/1	2-13/0
Strickland, D. RB	7-66/0	-	2-20/0	3-17/0	2-29/0
Riley, S. WR	4-44/0	4-44/0	-	-	-
Enoicy, A. WR	1-35/0	1-35/0	-	-	DNP
Moore, K. TE	1-15/0	-	1-15/0	-	-
MacPherson, C. TE	3-8/0	-	2-4/0	1-4/0	-
Neal, M. RB	2-6/0	-	1-5/0	1-1/0	-

**SYRACUSE RETURNS GAME-BY-GAME**

PUNT RETURNS	No-Yds	COLGAT	UL	USF	UCONN
Estime, B.	4-25	2-21	2-4	-	-
Riley, S.	1-17	-	-	-	1-17

KICK RETURNS	No-Yds	COLGAT	UL	USF	UCONN
Riley, S.	18-377	-	7-121	8-193	3-63
Estime, B.	6-100	2-32	4-68	-	-

INT. RETURNS	No-Yds	COLGAT	UL	USF	UCONN
Hudson, C.	1-22	-	-	-	1-22
Ellison, D.	1-50	-	1-50	-	-

**SYRACUSE TACKLES GAME-BY-GAME**

Total Tackles	UA-A	Total	COLGAT	UL	USF	UCONN
Franklin, Z. LB	17-15	32	3-1	3-3	4-4	7-7
Ellison, D. DB	16-10	26	1-0	-	8-3	7-7
Bennett, P. LB	16-9	25	1-0	6-1	2-1	7-7
Thomas, J. LB	13-8	21	4-1	2-1	2-3	5-3
Hudson, C. DB	14-4	18	3-1	5-0	2-1	4-2
Whitner, K. DB	9-5	14	4-2	5-3	DNP	DNP
Slayton, C. DL	6-7	13	3-0	-	1-2	2-5
Coleman, K. DL	7-5	12	3-1	1-0	1-1	2-3
Williams, R. DB	9-2	11	DNP	2-0	2-1	5-1
Winfield, C. DB	8-1	9	1-0	1-0	3-0	3-1
Cordy, A. DB	6-2	8	4-0	2-2	DNP	DNP
Samuels, K. DL	5-1	6	2-1	1-0	2-0	DNP
Hodge, M. LB	4-2	6	2-0	1-1	-	1-1
Pickard, J. DL	3-2	5	1-0	1-1	-	1-1
Jones, C. DB	4-1	5	-	3-1	1-0	-
Armstrong, A. LB	3-2	5	-	1-0	-	2-2
Clark, S. DL	2-2	4	-	1-1	0-1	1-0
Dowels, J. DB	3-1	4	2-1	1-0	DNP	DNP
Black, J. DL	2-1	3	DNP	DNP	1-0	1-1
Williams, M. DL	2-1	3	1-0	1-0	0-1	-
Henderson, T. LB	2-1	3	-	2-1	-	DNP
Cullen, S. LB	1-1	2	1-0	0-1	-	-
Giudice, A. DL	1-1	2	0-1	-	-	1-0
Kleinberg, K.	2-0	2	2-0	-	-	-
Wilson, D. DL	2-0	2	-	1-0	1-0	-
Fredrick, C. DB	1-0	1	-	1-0	-	-
Estime, B.	1-0	1	-	-	1-0	-
Taylor, T. LB	0-1	1	0-1	-	-	-
Murphy, C.	1-0	1	-	-	1-0	-
Lee, W. DB	1-0	1	1-0	-	DNP	DNP
Scissum, C. DB	0-1	1	-	-	-	0-1

SYRACUSE MISCELLANEOUS TACKLE LEADERS

ALL TACKLES

Player	Total	Rush	Pass	Sack	KO	Punt	Int	Fumb	FF	Other
Zaire Franklin	32	26	5	0	0	0	0	0	1	0
Daivon Ellison	26	19	6	0	0	0	0	0	1	0
Parris Bennett	25	14	9	0	0	0	0	0	2	0
Jonathan Thomas	21	10	7	1	3	0	0	0	0	0
CordeLL Hudson	18	5	13	0	0	0	0	0	0	0
Kielan Whitner	14	7	4	0	1	2	0	0	0	0
Chris Slayton	13	9	0	3	0	0	0	0	1	0
Kendall Coleman	12	11	1	0	0	0	0	0	0	0
Rodney Williams	11	4	6	0	0	1	0	0	0	0
Corey Winfield	9	3	5	1	0	0	0	0	0	0
Antwan Cordy	8	7	1	0	0	0	0	0	0	0
Kayton Samuels	6	6	0	0	0	0	0	0	0	0
Marqez Hodge	6	4	1	0	1	0	0	0	0	0
Carl Jones	5	3	0	0	1	1	0	0	0	0
Andrew Armstrong	5	1	2	0	2	0	0	0	0	0
Jake Pickard	5	5	0	0	0	0	0	0	0	0
Juwan Dowels	4	1	2	0	1	0	0	0	0	0
Steven Clark	4	4	0	0	0	0	0	0	0	0
Troy Henderson	3	3	0	0	0	0	0	0	0	0
Josh Black	3	2	1	0	0	0	0	0	0	0
McKinley Williams	3	2	0	1	0	0	0	0	0	0
De'Jon Wilson	2	1	1	0	0	0	0	0	0	0
Anthony Giudice	2	1	0	1	0	0	0	0	0	0
Shyheim Cullen	2	0	0	0	0	2	0	0	0	0
Kyle Kleinberg	2	0	0	0	2	0	0	0	0	0
Chauncey Scissum	1	0	1	0	0	0	0	0	0	0
Cole Murphy	1	0	0	0	1	0	0	0	0	0
Brisly Estime	1	0	0	0	0	0	1	0	0	0
Christopher Fredrick	1	0	0	0	1	0	0	0	0	0
Winston Lee	1	0	0	0	1	0	0	0	0	0
Ted Taylor	1	1	0	0	0	0	0	0	0	0
TOTALS	247	149	65	7	14	6	1	0	5	0

SPECIAL TEAMS TACKLES

Player	Total	KO	Punt
Jonathan Thomas	3	3	0
Kielan Whitner	3	1	2
Shyheim Cullen	2	0	2
Andrew Armstrong	2	2	0
Kyle Kleinberg	2	2	0
Carl Jones	2	1	1
Christopher Fredrick	1	1	0
Winston Lee	1	1	0
Juwan Dowels	1	1	0
Marqez Hodge	1	1	0
Cole Murphy	1	1	0
Rodney Williams	1	0	1
TOTALS	20	14	6

KICKOFF RETURN TACKLES

Player	No.
Jonathan Thomas	3
Andrew Armstrong	2
Kyle Kleinberg	2
Winston Lee	1
Christopher Fredrick	1
Carl Jones	1
Kielan Whitner	1
Juwan Dowels	1
Marqez Hodge	1
Cole Murphy	1
TOTALS	14

PUNT RETURN TACKLES

Player	No.
Shyheim Cullen	2
Kielan Whitner	2
Carl Jones	1
Rodney Williams	1
TOTALS	6

RUSHING TACKLES

Player	No.
Zaire Franklin	26
Daivon Ellison	19
Parris Bennett	14
Kendall Coleman	11
Jonathan Thomas	10
Chris Slayton	9
Antwan Cordy	7
Kielan Whitner	7
Kayton Samuels	6
CordeLL Hudson	5
Jake Pickard	5
Rodney Williams	4
Marqez Hodge	4
Steven Clark	4
Carl Jones	3
Corey Winfield	3
Troy Henderson	3
McKinley Williams	2
Josh Black	2
Ted Taylor	1
Anthony Giudice	1
Juwan Dowels	1
Andrew Armstrong	1
De'Jon Wilson	1
TOTALS	149

PASSING TACKLES

Player	No.
CordeLL Hudson	13
Parris Bennett	9
Jonathan Thomas	7
Rodney Williams	6
Daivon Ellison	6
Corey Winfield	5
Zaire Franklin	5
Kielan Whitner	4
Andrew Armstrong	2
Juwan Dowels	2
Josh Black	1
Kendall Coleman	1
Chauncey Scissum	1
Antwan Cordy	1
De'Jon Wilson	1
Marqez Hodge	1
TOTALS	65

**SYRACUSE KICKING GAME-BY-GAME**

Opponent	Cole Murphy	
	FG-FGA/Yds (Miss)	PATs
Colgate	4-4/32, 41, 32, 33	3-3
Louisville	0-1/(55)	4-4
USF	2-2/40, 48	2-2
Connecticut	1-3/(49), 47, (33)	4-4
Notre Dame		
Wake Forest		
Virginia Tech		
Boston College		
Clemson		
NC State		
Florida State		
Pittsburgh		

**SYRACUSE PUNTING GAME-BY-GAME**

Opponent	Sterling Hofrichter	
	No - Yds - Avg. - I20	
Colgate	3 - 136 - 45.3 - 1	
Louisville	11 - 489 - 44.5 - 3	
USF	5 - 209 - 41.8 - 2	
Connecticut	5 - 197 - 39.4 - 2	
Notre Dame		
Wake Forest		
Virginia Tech		
Boston College		
Clemson		
NC State		
Florida State		
Pittsburgh		

**SYRACUSE GIVEAWAYS/TAKEAWAYS**

Opponent	Fum	Int	Tot	Fum	Int	Tot	Dif
Colgate	1	0	1	0	0	0	-1
Louisville	1	1	2	2	1	3	+1
USF	1	2	3	0	0	0	-3
Connecticut	0	0	0	0	1	1	+1
Notre Dame							
Wake Forest							
Virginia Tech							
Boston College							
Clemson							
NC State							
Florida State							
Pittsburgh							

**SYRACUSE OPENING DRIVES**

Opponent	1st Half	2nd Half
Colgate	TD	FG
Louisville	Punt	Punt
USF	TD	Downs
Connecticut	TD	Punt
Notre Dame		
Wake Forest		
Virginia Tech		
Boston College		
Clemson		
NC State		
Florida State		
Pittsburgh		

**SYRACUSE OPENING DEFENSE DRIVES**

Opponent	1st Half	2nd Half
Colgate	TD	Punt
Louisville	TD	TD
USF	Punt	Punt
Connecticut	Punt	Punt
Notre Dame		
Wake Forest		
Virginia Tech		
Boston College		
Clemson		
NC State		
Florida State		
Pittsburgh		

**SYRACUSE ON COIN FLIPS**

Opponent	Flip	Result
Colgate	Lost (D)	W, 33-7
Louisville	Lost (D)	L, 28-62
USF	Lost (O)	L, 20-45
Connecticut	Lost (O)	W, 31-24
Notre Dame		
Wake Forest		
Virginia Tech		
Boston College		
Clemson		
NC State		
Florida State		
Pittsburgh		

**SYRACUSE GAME-BY-GAME NOTABLES**

Opponent	Time	Length	Att.	Half	Final	Coin Toss	Kickoff/Receive	1st SU Poss.	1st Opp. Poss.	Helmet	Jersey	Pants
Colgate	7 p.m.	2:55	31,336	20-7	33-7	Lost	Kickoff	TD	TD	Blue	Orange	Blue
Louisville	8 p.m.	3:55	32,184	21-35	28-62	Lost	Kickoff	Punt	TD	Orange	Orange	Orange
USF	3:30 p.m.	3:17	32,288	17-28	20-45	Lost	Receive	TD	Punt	Orange	Blue	Orange
Connecticut	1 p.m.	3:22	31,899	17-14	31-24	Lost	Receive	TD	Punt	White	White	Orange
Notre Dame	-	-	-	-	-	-	-	-	-	-	-	-
Wake Forest	-	-	-	-	-	-	-	-	-	-	-	-
Virginia Tech	-	-	-	-	-	-	-	-	-	-	-	-
Boston College	-	-	-	-	-	-	-	-	-	-	-	-
Clemson	-	-	-	-	-	-	-	-	-	-	-	-
NC State	-	-	-	-	-	-	-	-	-	-	-	-
Florida State	-	-	-	-	-	-	-	-	-	-	-	-
Pittsburgh	-	-	-	-	-	-	-	-	-	-	-	-

RED ZONE REPORT

Syracuse Inside Opponent Red-Zone

Date	Opponent	Score	Times In RZ	Times Scored	Total Pts	TDs	Rush TDs	Pass TDs	FGs Made	Failed to score inside RZ					
										FGA	Down	Int	Fumb	Half	Game
Sep 02, 2016	COLGATE	W 33-7	4	4	16	1	0	1	3	0	0	0	0	0	0
Sep 09, 2016	LOUISVILLE	L 28-62	4	3	21	3	1	2	0	0	1	0	0	0	0
Sep 17, 2016	USF	L 20-45	1	1	7	1	0	1	0	0	0	0	0	0	0
Sep 24, 2016	at Connecticut	W 31-24	2	1	7	1	1	0	0	1	0	0	0	0	0
Totals			11	9	51	6	2	4	3	1	1	0	0	0	0
9 of 11 (81.8%)															

Opponents Inside Syracuse Red-Zone

Date	Opponent	Score	Times In RZ	Times Scored	Total Pts	TDs	Rush TDs	Pass TDs	FGs Made	Failed to score inside RZ					
										FGA	Down	Int	Fumb	Half	Game
Sep 02, 2016	COLGATE	W 33-7	1	1	7	1	0	1	0	0	0	0	0	0	0
Sep 09, 2016	LOUISVILLE	L 28-62	5	4	24	3	3	0	1	1	0	0	0	0	0
Sep 17, 2016	USF	L 20-45	3	3	21	3	3	0	0	0	0	0	0	0	0
Sep 24, 2016	at Connecticut	W 31-24	4	3	17	2	2	0	1	0	1	0	0	0	0
Totals			13	11	69	9	8	1	2	1	1	0	0	0	0
11 of 13 (84.6%)															



**SYRACUSE LONG PLAYS (20+ YARDS)**

**20-YARD PLUS PLAYS**

Yds	Type	Player(s)	Opponent
59	Pass	Amba Etta-Tawo from Eric Dungey	Connecticut
57*	Pass	Amba Etta-Tawo from Eric Dungey	Connecticut
50	INT	Daivon Ellison	Louisville
49*	Rush	Moe Neal	Colgate
47*	Pass	Brisly Estime from Eric Dungey	USF
47*	Pass	Amba Etta-Tawo from Eric Dungey	Louisville
43*	Pass	Amba Etta-Tawo from Eric Dungey	Colgate
41	KR	Sean Riley	USF
40	Pass	Amba Etta-Tawo from Eric Dungey	Colgate
40	Pass	Amba Etta-Tawo from Eric Dungey	USF
37	Pass	Amba Etta-Tawo from Eric Dungey	Colgate
35	Pass	Adly Enocoy from Zack Mahoney	Colgate
32	Pass	Steve Ishmael from Eric Dungey	Louisville
30*	Pass	Amba Etta-Tawo from Eric Dungey	Connecticut
30	Pass	Amba Etta-Tawo from Eric Dungey	USF
29	Pass	Amba Etta-Tawo from Eric Dungey	Connecticut
29	Rush	Jordan Fredericks	Louisville
28	Pass	Amba Etta-Tawo from Eric Dungey	Colgate
28	KR	Sean Riley	USF
27	Pass	Sean Riley from Zack Mahoney	Colgate
26	KR	Sean Riley	Connecticut
25	Pass	Amba Etta-Tawo from Eric Dungey	USF
24*	Pass	Ervin Philips from Eric Dungey	USF
24	KR	Sean Riley	Connecticut
24	Pass	Amba Etta-Tawo from Eric Dungey	Connecticut
23	KR	Sean Riley	USF
23	Pass	Amba Etta-Tawo from Brisly Estime	Louisville
23	KR	Sean Riley	USF
22	KR	Sean Riley	Louisville
22*	INT	Cordell Hudson	Connecticut
22	Pass	Ervin Philips from Eric Dungey	Louisville
21	Pass	Ervin Philips from Eric Dungey	Connecticut
21	KR	Sean Riley	USF
21	KR	Brisly Estime	Louisville
21	KR	Sean Riley	USF
20	Pass	Brisly Estime from Eric Dungey	Colgate

**LONG PLAYS BY THE NUMBERS**

Long Plays By Yards	No.	TD
100+	0	0
90-99	0	0
80-89	0	0
70-79	0	0
60-69	0	0
50-59	3	1
40-49	7	4
30-39	5	1
20-29	21	2

**Long Plays By Type**

Long Plays By Type	No.	TD
Rushing	2	1
Passing	22	6
Punt returns	0	0
Kick returns	10	0
Interceptions	2	1
Fumble returns	0	0
Other	0	0
TOTAL	36	8

**20-YARD PLUS BY PLAYER**

Player	No.	TD	R	P	KR	PR	IR	FR
Amba Etta-Tawo	14	4	0	14	0	0	0	0
Sean Riley	10	0	0	1	9	0	0	0
Brisly Estime	3	1	0	2	1	0	0	0
Ervin Philips	3	1	0	3	0	0	0	0
Moe Neal	1	1	1	0	0	0	0	0
Cordell Hudson	1	1	0	0	0	0	1	0
Steve Ishmael	1	0	0	1	0	0	0	0
Jordan Fredericks	1	0	1	0	0	0	0	0
Daivon Ellison	1	0	0	0	0	0	1	0
Adly Enocoy	1	0	0	1	0	0	0	0
TOTAL	36	8	2	22	10	0	2	0

**LONGEST PLAYS OF THE YEAR**

**Rushing**

49 Moe Neal vs Colgate (9/2/2016)

**Rushing Touchdown**

49 Moe Neal vs Colgate (9/2/2016)

**Passing**

59 Amba Etta-Tawo from Eric Dungey vs Connecticut (9/24/2016)

**Passing Touchdown**

57 Amba Etta-Tawo from Eric Dungey vs Connecticut (9/24/2016)

**Punt Return**

17 Sean Riley vs Connecticut (9/24/2016)

**Kick Return**

41 Sean Riley vs USF (9/17/2016)

**Interception Return**

50 Daivon Ellison vs Louisville (9/9/2016)

**Fumble Return**

None

**Punt**

61 Sterling Hofrichter vs Louisville (9/9/2016)

**Field Goal**

48 Cole Murphy vs USF (9/17/2016)

\* touchdown scored on play

SCORING DRIVES

SYRACUSE

Colgate (7)	Quarter	Plays	Yards	TOP	Result
Etta-Tawo 43-yd Reception	1	6	79	1:45	TD
Murphy 32-yd FG	2	18	72	5:43	FG
Neal 49-yd Run	2	1	49	0:11	TD
Murphy 41-yd FG	2	9	63	3:23	FG
Murphy 32-yd FG	3	12	64	6:00	FG
Murphy 33-yd FG	3	5	47	1:40	FG
Philips 4-yd Reception	4	12	52	4:22	TD

Louisville (4)	Quarter	Plays	Yards	TOP	Result
Estime 15-yd Reception	1	12	75	3:19	TD
Etta-Tawo 47-yd Reception	2	2	79	0:41	TD
Etta-Tawo 4-yd Reception	2	11	68	1:35	TD
Dungey 1-yd Run	3	11	76	3:58	TD

USF (4)	Quarter	Plays	Yards	TOP	Result
Philips 24-yd Reception	1	16	79	4:59	TD
Estime 47-yd Reception	1	6	92	2:06	TD
Murphy 40-yd FG	1	12	53	3:43	FG
Murphy 48-yd FG	3	14	58	5:20	FG

Connecticut (5)	Quarter	Plays	Yards	TOP	Result
Etta-Tawo 57-yd Reception	1	4	75	0:51	TD
Etta-Tawo 30-yd Reception	1	5	59	1:22	TD
Murphy 47-yd FG	2	4	44	0:34	FG
Hudson 22-yd INT Return	3	-	-	-	TD
Dungey 6-yd Run	4	12	99	3:58	TD

OPPONENTS

Colgate (1)	Quarter	Plays	Yards	TOP	Result
Rockett 32-yd Reception	1	12	75	6:00	TD

Louisville (10)	Quarter	Plays	Yards	TOP	Result
Quick 72-yd Reception	1	1	72	0:16	TD
Jackson 7-yd Run	1	3	75	1:07	TD
Jackson 72-yd Run	1	1	72	0:12	TD
Jackson 13-yd Run	1	2	68	0:29	TD
Jackson 9-yd Run	2	10	79	3:25	TD
Samuel 21-yd Run	3	5	82	2:03	TD
O'Hara 26-yd FG	4	11	42	5:09	FG
O'Hara 41-yd FG	4	5	16	1:43	FG
Radcliff 48-yd Run	4	1	48	0:08	TD
Smith 30-yd Run	4	1	30	0:07	TD

USF (7)	Quarter	Plays	Yards	TOP	Result
Adams 27-yd Reception	2	4	75	1:04	TD
Mack 2-yd Run	2	5	47	1:37	TD
Adams 9-yd Run	2	4	41	0:55	TD
Adams 19-yd Run	2	7	88	1:32	TD
Mack 52-yd Run	3	7	75	3:03	TD
Johnson 83-yd Punt Return	4	-	-	-	TD
Nadelman 42-yd FG	4	8	50	3:38	FG

Connecticut (4)	Quarter	Plays	Yards	TOP	Result
Johnson 2-yd Run	2	12	53	4:52	TD
Newsome 6-yd Run	2	9	68	2:53	TD
Puyol 40-yd FG	3	10	35	4:59	FG
Davis 24-yd Recepton	4	9	65	1:41	TD

**SYRACUSE GAME-BY-GAME STARTERS**

**OFFENSE**

Opponent	QB	RB	WR	WR	WR	LT	LG	C	RG	RT	TE/WR
Colgate	Dungey	Strickland	Etta-Tawo	Philips	Ishmael	Conway	Roberts	Emerich	Palmer	McGloster	MacPherson
Louisville	Dungey	Strickland	Etta-Tawo	Philips	Ishmael	Conway	Roberts	Emerich	Palmer	McGloster	Estime
USF	Dungey	Strickland	Etta-Tawo	Philips	Ishmael	Conway	Roberts	Byrne	Palmer	McGloster	Estime
Connecticut	Dungey	Strickland	Etta-Tawo	Philips	Ishmael	Lasker	Roberts	Byrne	Adams	McGloster	MacPherson
Notre Dame											
Wake Forest											
Virginia Tech											
Boston College											
Clemson											
NC State											
Florida State											
Pittsburgh											

**DEFENSE**

Opponent	DE	NT	DT	DE	LB	LB	LB	CB	FS	SS	CB
Colgate	Slayton	Clark	Samuels	Coleman	Bennett	Franklin	Thomas	Winfield	Cordy	Whitner	Hudson
Louisville	Slayton	Clark	Samuels	Coleman	Bennett	Franklin	Thomas	Winfield	Cordy	Whitner	Dowels
USF	Slayton	Clark	Samuels	Coleman	Bennett	Franklin	Thomas	Winfield	Williams, R.	Ellison	Hudson
Connecticut	Black	Clark	Slayton	Coleman	Bennett	Franklin	Thomas	Winfield	Williams, R.	Ellison	Hudson
Notre Dame											
Wake Forest											
Virginia Tech											
Boston College											
Clemson											
NC State											
Florida State											
Pittsburgh											

**SCORING BY QUARTER**

	1st	2nd	3rd	4th	OT	Total
<b>Syracuse</b>	<b>7</b>	<b>13</b>	<b>6</b>	<b>7</b>	<b>-</b>	<b>33</b>
Colgate	7	0	0	0	-	7
<b>Syracuse</b>	<b>7</b>	<b>14</b>	<b>7</b>	<b>0</b>	<b>-</b>	<b>28</b>
Louisville	28	7	7	20	-	62
<b>Syracuse</b>	<b>17</b>	<b>0</b>	<b>3</b>	<b>0</b>	<b>-</b>	<b>20</b>
USF	0	28	7	10	-	45
<b>Syracuse</b>	<b>14</b>	<b>3</b>	<b>7</b>	<b>7</b>	<b>-</b>	<b>31</b>
Connecticut	0	14	3	7	-	24
<b>Syracuse</b>						
Notre Dame						
<b>Syracuse</b>						
Wake Forest						
<b>Syracuse</b>						
Virginia Tech						
<b>Syracuse</b>						
Boston College						
<b>Syracuse</b>						
Clemson						
<b>Syracuse</b>						
North Carolina State						
<b>Syracuse</b>						
Florida State						
<b>Syracuse</b>						
Pittsburgh						
<b>Syracuse Total</b>	<b>45</b>	<b>30</b>	<b>23</b>	<b>14</b>	<b>-</b>	<b>112</b>
Opponent Total	35	49	17	37	-	138

TEAM SUPERLATIVES

	SYRACUSE	OPPONENTS
Points	33 vs. Colgate	62, Louisville
<b>Low</b>	20 vs. USF	7, Colgate
Points in a Half	21 vs. Louisville (1st)	35, Louisville (1st)
<b>Low</b>	3 vs. USF (2nd)	0, Colgate (2nd)
Rushing Plays	55 vs. USF	45, Connecticut
<b>Low</b>	26 at Connecticut	32, Colgate
Rushing Yards	199 vs. USF	414, Louisville
<b>Low</b>	62 at Connecticut	45, Colgate
Yards Per Rush	3.6 vs. USF	10.1, Louisville
<b>Low</b>	2.4 at Connecticut	1.4, Colgate
Rushing TDs	1 vs. Colgate, Louisville, at Connecticut	7, Louisville
<b>Low</b>	0 vs. USF	0, Colgate
Passing Plays	53 vs. Louisville	46, Connecticut
<b>Low</b>	40 at Connecticut	24, Colgate
Pass Completions	40 vs. Colgate	28, Connecticut
<b>Low</b>	26 at Connecticut	11, Colgate
Passing Yardage	437 vs. Colgate	431, Louisville
<b>Low</b>	293 vs. Louisville	98, Colgate
Yards Per Pass Attempt	10.2 at Connecticut	10.8, Louisville
<b>Low</b>	5.5 vs. Louisville	4.1, Colgate
Passing TDs	3 vs. Louisville	1, Colgate, Louisville, USF, Connecticut
<b>Low</b>	2 vs. Colgate, USF, at Connecticut	1, Colgate, Louisville, USF, Connecticut
Total Plays	105 vs. USF	91, Connecticut
<b>Low</b>	66 at Connecticut	56, Colgate
Total Offense Yards	554 vs. Colgate	845, Louisville
<b>Low</b>	414 vs. Louisville	143, Colgate
Yards Per Play	7.1 at Connecticut	10.4, Louisville
<b>Low</b>	4.5 vs. Louisville	2.6, Colgate
First Downs	30 vs. USF	30, Louisville
<b>Low</b>	19 at Connecticut	11, Colgate
Third Down Conv. %	53.3 at Connecticut	43.8, Louisville
<b>Low</b>	43.5 vs. Louisville	30.8, USF
Passes Had Intercepted	0 vs. Colgate, at Connecticut	0, Colgate, USF
<b>Most</b>	2 vs. USF	1, Louisville, Connecticut
Fumbles Lost	0 at Connecticut	0, Colgate, USF, Connecticut
<b>Most</b>	1 vs. Colgate, Louisville, USF	2, Louisville
Total Turnovers By	0 at Connecticut	0, Colgate, USF
<b>Most</b>	3 vs. USF	3, Louisville
Sacks By: #-Yds.	3-26 vs. Colgate	4-36, Louisville
<b>Low</b>	1-8 vs. Louisville, 1-6 vs. USF	1-8, USF; 1-11, Connecticut
TFL By: #-Yds.	7-18 at Connecticut	12-44, Louisville
<b>Low</b>	1-8 vs. Louisville	3-14, USF; 3-14, Connecticut
Penalties	10 vs. USF	9, Louisville
<b>Low</b>	4 at Connecticut	1, Connecticut
Yards Penalized	69 vs. USF	100, Louisville
<b>Low</b>	25 at Connecticut	5, Connecticut
Time of Possession	37:48 vs. USF	38:29, Connecticut
<b>Low</b>	21:31 at Connecticut	22:12, USF

**INDIVIDUAL SUPERLATIVES**

	<b>SYRACUSE</b>	<b>OPPONENTS</b>
<b>OFFENSE</b>		
Rushing Attempts	30, Dontae Strickland vs. USF	21, Lamar Jackson, Louisville 21, Bryant Shirreffs, Connecticut
Rushing Yards	127, Dontae Strickland vs. USF	199, Lamar Jackson, Louisville
Rushing Touchdowns	1, Moe Neal vs. Colgate 1, Eric Dungey vs. Louisville 1, Eric Dungey at Connecticut	4, Lamar Jackson, Louisville
Longest Rush	49, Moe Neal vs. Colgate	72, Lamar Jackson, Louisville
Pass Attempts	51, Eric Dungey vs. Louisville	45, Bryant Shirreffs, Connecticut
Pass Completions	34, Eric Dungey vs. Colgate	27, Bryant Shirreffs, Connecticut
Passing Yards	407, Eric Dungey at Connecticut	411, Lamar Jackson, Louisville
Comp. Pct. (min. 10 att.)	85.0, Eric Dungey vs. Colgate	60.0, Bryant Shirreffs, Connecticut
Long Pass Play	59, Eric Dungey to Amba Etta-Tawo at Connecticut	72 (TD), Lamar Jackson to James Quick, Louisville
Passing Touchdowns	3, Eric Dungey vs. Louisville	1, Four players
Interceptions Thrown	2, Eric Dungey vs. USF	1, Lamar Jackson, Louisville 1, Bryant Shirreffs, Connecticut
Receptions	14, Ervin Philips vs. Colgate	14, Noel Thomas, Connecticut
Yards Receiving	270, Amba Etta-Tawo at Connecticut	136, Jamari Staples, Louisville
Receiving Touchdowns	2, Amba Etta-Tawo vs. Louisville 2, Amba Etta-Tawo at Connecticut	1, Four players
All-Purpose Yards	270, Amba Etta-Tawo at Connecticut	199, Lamar Jackson, Louisville
Total Offense	412, Eric Dungey at Connecticut	610, Lamar Jackson, Louisville
Scoring (points)	15, Cole Murphy vs. Colgate	24, Lamar Jackson, Louisville
<b>DEFENSE</b>		
Interceptions by	1, Daivon Ellison vs. Louisville 1, Cordell Hudson at Connecticut	1, Jaire Alexander, Louisville 1, Deatrick Nichols, USF 1, Tajee Fullwood, USF
Int. Yards Gained	50, Daivon Ellison vs. Louisville	22, Tajee Fullwood, USF
Longest Int. Return	50, Daivon Ellison vs. Louisville	22, Tajee Fullwood, USF
Total Tackles	14, Daivon Ellison at Connecticut 14, Zaire Franklin at Connecticut 14, Parris Bennett at Connecticut	15, Charles Cairnie, Colgate
Solo Tackles	8, Davion Ellison vs. USF	9, Ronnie Hoggins, USF
Assisted Tackles	7, Daivon Ellison at Connecticut 7, Zaire Franklin at Connecticut 7, Parris Bennett at Connecticut	9, Charles Cairnie, Colgate
Sacks	2.0, Chris Slayton vs. Colgate	1.5, James Hearn, Louisville
Tackles for Loss	2.5, Zaire Franklin at Connecticut	2.0, Six players
<b>SPECIAL TEAMS</b>		
PATs	4, Cole Murphy vs. Louisville 4, Cole Murphy at Connecticut	8, Evan O'Hara, Louisville
Field Goals	4, Cole Murphy vs. Colgate	2, Evan O'Hara, Louisville
Long Field Goal	48, Cole Murphy vs. USF	42, Emilio Nadelman, USF
Punts	11, Sterling Hofrichter vs. Louisville	10, Josh Cerra, Colgate
Punting Avg. (min. 2)	45.3, Sterling Hofrichter vs. Colgate	48.0, Justin Wain, Connecticut
Long Punt	61, Sterling Hofrichter vs. Louisville	56, Josh Cerra, Colgate
Punt Returns	2, Brisly Estime vs. Colgate	3, Jaire Alexander, Louisville
Punt Return Yards	21, Brisly Estime vs. Colgate	83, D'Ernest Johnson, USF
Long Punt Return	17, Sean Riley at Connecticut	83 (TD), D'Ernest Johnson, USF
Kickoff Returns	8, Sean Riley vs. USF	6, Abu Daramy, Colgate
Kickoff Return Yards	193, Sean Riley vs. USF	125, Abu Daramy, Colgate
Long Kickoff Return	41, Sean Riley vs. USF	28, Rodney Adams, USF
Blocked Field Goals	0	0
Blocked Punts	0	0
Blocked PAT	0	0

**THE LAST TIME**

**SYRACUSE**

**Team scored 50 points in a game:** 52, vs. Tulane, 2013  
**Team scored 60 points in a game:** 63, vs. Rhode Island, 2002  
**Team scored 70 points in a game:** 70, vs. Rutgers, 1998  
**Individual had 30 carries:** 30, Dontae Strickland vs. USF, 2016  
**Individual ran for 100 yards:** 127, Dontae Strickland vs. USF, 2015  
**Individual ran for 150 yards:** 156, Terrel Hunt vs. Maryland, 2014  
**Individual ran for 200 yards:** 213, Prince-Tyson Gulley vs. West Virginia, 2012  
**Two players ran for 100 yards:** Terrel Hunt (156) and Prince-Tyson Gulley (138) vs. Maryland, 2014  
**Three players ran for 100 yards:** Kyle McIntosh (136), Dee Brown (117), and Donovan McNabb (100) vs. Miami, 1997  
**Individual ran for three touchdowns:** 3, Terrel Hunt at Central Michigan, 2014  
**Individual ran for four touchdowns:** 4, Delone Carter vs. Colgate, 2010  
**Individual ran for five touchdowns:** 5, Walter Reyes vs. Notre Dame, 2003  
**Two players ran for multiple touchdowns:** Dee Brown (2) and James Mungro (2) vs. Temple, 2000  
**Team ran for 300 yards:** 312, vs. Rhode Island, 2015  
**Team ran for 400 yards:** 415, vs. Pittsburgh, 1994  
**Team ran for six touchdowns:** 6, vs. Rhode Island, 2002  
**Team ran for seven touchdowns:** 7, vs. Rutgers, 2000  
**Team ran for eight touchdowns:** 8, vs. Rutgers, 1998  
**Individual caught 10 passes:** 12, Amba Etta-Tawo at UConn, 2016  
**Individual had 100 receiving yards:** 270, Amba Etta-Tawo at UConn, 2016  
**Individual had 200 receiving yards:** 270, Amba Etta-Tawo at UConn, 2016  
**Two players had 100 receiving yards:** Mike Williams (160) and Taj Smith (126) vs. Cincinnati, 2007  
**Individual caught two touchdown passes:** 2, Amba Etta-Tawo at UConn, 2016  
**Individual caught three touchdown passes:** 3, Nick Provo vs. West Virginia, 2011  
**Individual caught four touchdown passes:** 4, Tommy Kane vs. Colgate, 1987  
**Individual attempted 40 passes:** 40, Eric Dungey at UConn, 2016  
**Individual attempted 50 passes:** 51, Eric Dungey vs. Louisville, 2016  
**Individual completed 30 passes:** 32, Eric Dungey vs. USF, 2016  
**Individual completed 40 passes:** 45, Ryan Nassib vs. Northwestern, 2012  
**Individual passed for 300 yards:** 407, Eric Dungey at UConn, 2016  
**Individual passed for 400 yards:** 407, Eric Dungey at UConn, 2016  
**Individual passed for three touchdowns:** 3, Eric Dungey vs. Louisville, 2016  
**Individual passed for four touchdowns:** 4, Terrel Hunt vs. Tulane, 2013  
**Individual passed for five touchdowns:** 5, Ryan Nassib vs. Maine, 2010  
**Team did not commit a turnover:** at UConn, 2016  
**Recorded a shutout:** vs. Rhode Island, 2015  
**Limited opponent to less than 100 yards total offense:** 64, Rhode Island, 2015  
**Limited opponent to less than 100 yards rushing:** 45, Colgate, 2016  
**Limited opponent to less than 100 yards passing:** 98, Colgate, 2016  
**Team had seven sacks:** 8.0, vs. Miami (Ohio), 2006  
**Team had eight sacks:** 8.0, vs. Miami (Ohio), 2006  
**Team had nine sacks:** 9.0, vs. Rutgers, 2009  
**Individual recorded two interceptions:** 2, Keon Lyn at Temple, 2012  
**Team recorded four interceptions:** vs. Iowa, 2006  
**Team recorded five interceptions:** vs. Tulane, 1999  
**Individual returned an INT for a touchdown:** 22 yards, Cordell Hudson at UConn, 2016  
**Individual forced two fumbles:** 2, Parris Bennett vs. Louisville, 2016  
**Individual recovered two fumbles:** 2, Steven Clark at Louisville, 2015  
**A fumble recovery was returned for a touchdown:** 44 yards, Antwan Cordy at Virginia, 2015  
**Team had four fumble recoveries:** 4, vs. West Virginia, 2005  
**Individual recorded a safety:** Team vs. Rhode Island, 2015  
**Individual made a 50-yard field goal:** 50, Cole Murphy vs. NC State, 2014  
**Individual made four field goals:** 4, Cole Murphy vs. Colgate, 2016  
**Individual made five field goals:** 5, Don McAulay vs. Kent State, 1983  
**Individual blocked a field goal attempt:** John Raymon vs. Tulane, 2013  
**Individual returned a blocked field goal for a touchdown:** 57 yards, Mike Holmes vs. Akron, 2010  
**Team missed a PAT by kick:** vs. Notre Dame, 2014  
**Individual blocked a PAT:** Eric Crume vs. Louisville, 2012  
**Team recorded a 2-point conversion:** at NC State, 2013  
**Individual returned a kickoff for a touchdown:** 98 yards, Dorian Graham vs. West Virginia, 2011  
**The opening kickoff was returned for a touchdown:** 100 yards, Kevin Johnson vs. Wisconsin, 1997  
**Individual returned a punt for a touchdown:** 59 yards, Brisley Estime at Florida State, 2015  
**Individual blocked a punt:** Darius Kelly and Eric Crume vs. Tulane, 2013  
**Individual blocked two punts in a game:** Anthony Smith vs. Buffalo, 2004  
**Individual returned a blocked punt for a touchdown:** 0 yards, Parker Cantev vs. Connecticut, 2008  
**Team scored a touchdown on the first play from scrimmage:** 79 yards, Andrew Robinson pass to Taj Smith at Louisville, 2007  
**Team scored a touchdown in the final two minutes to win:** vs. Minnesota, 2013  
**Team kicked a field goal in the final minute to win:** vs. Boston College, 2015  
**Team kicked a field goal in overtime to win:** vs. Toledo, 2011

**OPPONENT**

**Team scored 50 points in a game:** 62, Louisville, 2016  
**Team scored 60 points in a game:** 62, Louisville, 2016  
**Team scored 70 points in a game:** 75, Union, 1891  
**Individual had 30 carries:** 34, John Robertson, Villanova, 2014  
**Individual ran for 100 yards:** 115, Marlon Mack, USF, 2016  
**Individual ran for 150 yards:** Lamar Jackson (199) and Brandon Ratcliff (156), Louisville, 2016  
**Individual ran for 200 yards:** 244, Leonard Fournette, LSU, 2015  
**Two players ran for 100 yards:** Lamar Jackson (199) and Brandon Ratcliff (156), Louisville, 2016  
**Three players ran for 100 yards:** N/A  
**Individual ran for three touchdowns:** 4, Lamar Jackson, Louisville, 2016  
**An individual ran for four touchdowns:** 4, Lamar Jackson, Louisville, 2016  
**Individual ran for five touchdowns:** N/A  
**Two players ran for multiple touchdowns:** Rodney Adams (2) and Marlon Mack (2), USF, 2016  
**Team ran for 300 yards:** 414, Louisville, 2016  
**Team ran for 400 yards:** 414, Louisville, 2016  
**Team ran for six touchdowns:** 7, Louisville, 2016  
**Team ran for seven touchdowns:** 7, Louisville, 2016  
**Team ran for eight touchdowns:** 8, Nebraska, 1983  
**Individual caught 10 passes:** 14, Noel Thomas, UConn, 2016  
**Individual had 100 receiving yards:** 111, Noel Thomas, UConn, 2016  
**Individual had 200 receiving yards:** N/A  
**Two players had 100 receiving yards:** Jamari Staples (136) and James Quick (108), Louisville, 2016  
**Individual caught two touchdown passes:** 2, Cole Hikutini, Louisville, 2015  
**Individual caught three touchdown passes:** 3, Travis Rudolph, Florida State, 2015  
**Individual caught four touchdown passes:** 4, Ernest Wilford, Virginia Tech, 2002  
**Individual attempted 40 passes:** 45, Bryan Shirreffs, UConn, 2016  
**Individual attempted 50 passes:** 51, Cooper Rush, Central Michigan, 2015  
**Individual completed 30 passes:** 34, Deshaun Watson, Clemson, 2015  
**Individual completed 40 passes:** 45, Brian Brohm, Louisville, 2007  
**Individual passed for 300 yards:** 411, Lamar Jackson, Louisville, 2016  
**Individual passed for 400 yards:** 411, Lamar Jackson, Louisville, 2016  
**Individual passed for three touchdowns:** 3, Kyle Bolin, Louisville, 2015  
**Individual passed for four touchdowns:** 4, Everett Golson, Notre Dame, 2014  
**Individual passed for five touchdowns:** 5, Tajh Boyd, Clemson, 2013  
**Team did not commit a turnover:** USF, 2016  
**Recorded a shutout:** Georgia Tech, 2013  
**Limited Syracuse to less than 100 yards total offense:** 93, Iowa, 1976  
**Limited Syracuse to less than 100 yards rushing:** 70, Boston College, 2014  
**Limited Syracuse to less than 100 yards passing:** 66, Boston College, 2014  
**Team had seven sacks:** 8.0, NC State, 2014  
**Team had eight sacks:** 8.0, NC State, 2014  
**Team had nine sacks:** 11.0, Cincinnati, 2007  
**Individual recorded two interceptions:** 2, Breon Borders, Duke 2014  
**Team recorded four interceptions:** Clemson, 2013  
**Team recorded five interceptions:** USF, 2009  
**Individual returned an interception for a touchdown:** 82 yards, Pharoah McKeever, NC State, 2014  
**Individual forced two fumbles:** 2, Ray Vinopal, Pittsburgh, 2014  
**Individual recovered two fumbles:** 2, Tristan Roberts, Pittsburgh, 2011  
**A fumble recovery was returned for a touchdown:** 31 yards, Chris Casher, Florida State, 2013  
**Team had four fumble recoveries:** 4, Pittsburgh, 2011  
**Individual recorded a safety:** B.J. Dubose and Team, Louisville, 2014  
**Individual made a 50-yard field goal:** 51, John Wallace, Louisville, 2014  
**Individual made four field goals:** 5, Maikon Bonani, USF, 2012  
**Individual made five field goals:** 5, Maikon Bonani, USF, 2012  
**Individual blocked a field goal attempt:** Brandon Mills, Cincinnati, 2012  
**Individual returned a blocked field goal for a touchdown:** 75 yards, Duron Harmon, Rutgers, 2012  
**Team missed a PAT by kick:** Rutgers, 2012  
**Individual blocked a PAT:** Jarron Jones, Notre Dame, 2014  
**Team recorded a 2-point conversion:** Minnesota, 2013  
**Individual returned a kickoff for a touchdown:** 97 yards, Myles Willis, Boston College, 2014  
**The opening kickoff was returned for a touchdown:** 97 yards, Myles Willis, Boston College, 2014  
**Individual returned a punt for a touchdown:** 83 yards, D'Ernest Johnson, USF, 2016  
**Individual blocked a punt:** Anthony Nixon, Maryland, 2014  
**Individual blocked two punts in a game:** Chase Anastasio, Notre Dame, 2005  
**Individual returned a blocked punt for a touchdown:** 16 yards, Corey Barnes, Rutgers, 2005  
**Team scored a touchdown on the first play from scrimmage:** 72 yards, Lamar Jackson pass to James Quick, Louisville, 2016  
**Team scored a touchdown in the final two minutes to win:** Northwestern, 2012  
**Team kicked a field goal in the final minute to win:** Pittsburgh, 2015  
**Team kicked a field goal in overtime to win:** Rutgers, 2011