



University of Notre Dame  
Sports Information  
112 Joyce Center  
Notre Dame, IN 46556  
574-631-7516  
574-631-7941 (fax)  
www.UND.com

# 2007 NOTRE DAME FOOTBALL NOTES

Primary Contact: Brian Hardin • bhardin2@nd.edu • Office - 574.631.9471 • Cell - 574.532.4134  
Secondary Contact: Michael Bertsch • mbertscl@nd.edu • Office - 574.631.8642 • Cell - 574.532.4154



## GAME 7: NOTRE DAME (1-5) vs. #4/4 BOSTON COLLEGE (6-0)



**DATE:** Saturday, October 13, 2007

**TIME:** 3:43 p.m. ET

**SITE (CAPACITY):** Notre Dame Stadium (80,795); Notre Dame, Ind.

**TICKETS:** The game is officially sold out making it the 195th consecutive sellout at Notre Dame Stadium. Since 1966, every Notre Dame home football game has been a sellout except

one - a 1973 Thanksgiving Day game vs. Air Force. The Irish have now played in front of sellouts in 243 of their last 244 home games.

**TV:** NBC national telecast with Tom Hammond (play-by-play) and Pat Haden (analysis), Alex Flanagan (sideline), David Gibson (producer) and John Gonzalez (director). NBC will stream a live 30 min. pre-game show (3-3:30 p.m.) and post-game show on NBCSports.com.

### WHAT'S INSIDE

Series History vs. Boston College/ACC .....	1-7
Irish Probable Starting Lineup .....	3
Notre Dame's Record When .....	5
Individual/Team Honors .....	6
Irish Career Firsts .....	7
Last Meetings with Boston College .....	8-11
Media Information .....	13
Noting UCLA .....	12-14
Irish Team Notes .....	14-16
Notre Dame Defensive Notes .....	16-20
Irish Offensive Notes .....	20-23
Other Notre Dame News & Notes .....	24-29
Irish Players Season/Career Highs .....	30-31
The Last Time .....	32-35
Weis Era Record Book .....	36-41
Irish Player Pages .....	42-49
Pronunciation Guide .....	50
Alphabetical/Numerical Roster .....	50-51
Depth Chart .....	52
2007 Game Summaries .....	53-58

### COUNTDOWN TO KICKOFF

- 20** Notre Dame has already had 20 (10 on defense, 10 on offense) different players register their first career starts this season.
- 19** The freshmen wide receiver duo of **Golden Tate** and **Duval Kamara** each caught TD passes against Purdue. Notre Dame had gone 19 years since the last time a pair of freshman had TD receptions in the same game. Raghieb "Rocket" Ismail and Derek Brown accomplished the feat against the Boilermakers on Sept. 24, 1988.
- 15** **Golden Tate** became the first Irish freshman in 15 years to eclipse 100 yards receiving in a single game. Derrick Mayes was the last Notre Dame rookie wide receiver to register a 100-yard receiving game (Oct. 10, 1992 vs. Pittsburgh).
- 7+5=12** With freshmen **Jimmy Clausen** (#7) and **Armando Allen** (#5) each starting against Penn State, it marked the first time since freshmen were made eligible in 1972 that Notre Dame started rookies at both quarterback and tailback.
- 10** The Irish play 10 BCS affiliated schools (tied second-most in the NCAA) in 2007.
- 9** Notre Dame played nine freshmen in the season-opening loss to Georgia Tech. It was tied for the fourth most freshmen to take the field in a season-opener since 1972.
- 8** The Irish are the only school in America to play a BCS school in each of their first eight games of the season.
- 7** Notre Dame forced seven UCLA turnovers on Oct. 6. The seven turnovers were the most for an Irish opponent since Purdue had eight turnovers on Sept. 30, 1989.
- 6** The Irish limited UCLA to six points on a pair of field goals. Notre Dame had not held an opponent without an offensive touchdown since Sept. 25, 2004. The six points allowed were the fewest by the Irish since the same game.
- 5** Notre Dame entered the game versus Purdue with just two passing plays of 20+ yards. The Irish registered five such passing plays against the Boilermakers.
- 4** Notre Dame ranks fourth in the NCAA in pass defense. The Irish are giving up just 153.67 yards per game in the air -- over 50 yards per game better than 2006 .
- 3** Notre Dame forced three fumbles against UCLA. The Irish had not forced three fumbles in a single game since Sept. 9, 2006 against Penn State.
- 2** Junior **Evan Sharpley** became the first Irish quarterback other than Brady Quinn to throw two TDs in a game since Carlyle Holiday (4) against Rutgers on Nov. 23, 2002.
- 1** Senior inside linebacker **Maurice Crum, Jr.** became the first Irish player to ever record a pair of forced fumbles, two fumble recoveries and two interceptions in the same game. Crum also set a single-game school record with four turnovers forced.

**RADIO:** For the 40th consecutive season, all Notre Dame football games are to be broadcast on approximately 200 stations in 50 states by Westwood One with Don Criqui (play-by-play), former Irish running back Allen Pinkett (analysis) and Jeff Jeffers providing pre-game, half-time and post-game reports. This broadcast can be heard live on SIRIUS Satellite Radio (channel 159) and will be streamed live on the Irish official athletics website at www.und.com.

All Notre Dame home games may be heard in South Bend on U93-FM (92.9) and WDND-AM (1490) with pre-game analysis featuring Sean Stires and Vince DeDario. The post-game show is hosted by Jack Nolan and features former Notre Dame players Reggie Brooks and Mirko Jurkovic. See page 11 of this notes package for more information on Irish football radio and television shows.

**WEB SITES:** Notre Dame (und.com), Boston College (bceagles.com).

**REAL-TIME STATS:** Live in-game statistics will be provided through College Sports Television's Gametracker via each school's respective official athletic websites.

**POLLS:** Notre Dame failed to receive any votes in either the Associated Press or USA Today coaches polls. Boston College received 1,346 top 25 votes from the AP (4th) and 1,283 votes from the USA Today coaches (4th).

**SERIES INFO:** This meeting will be the 17th all-time meeting between the two schools and first matchup since 2004. Boston College has won five of the last six meetings, including each of the last four matchups. The Eagles have also won two straight and three of the last four inside Notre Dame Stadium. (see All-Time Series Results on page 2).

### 2007 NOTRE DAME SCHEDULE

Date	Opponent	Site	Time/Result
September 1	GEORGIA TECH (NBC)	Notre Dame, Ind.	L, 3-33
September 8	at Penn State (ESPN)	State College, Pa.	L, 10-31
September 15	at Michigan (ABC)	Ann Arbor, Mich.	L, 0-38
September 22	MICHIGAN STATE (NBC)	Notre Dame, Ind.	L, 14-31
September 29	at Purdue (ESPN)	West Lafayette, Ind.	L, 19-33
October 6	at UCLA (ABC)	Pasadena, Calif.	W, 20-6
October 13	BOSTON COLLEGE (NBC)	Notre Dame, Ind.	3:30 p.m.
October 20	USC (NBC)	Notre Dame, Ind.	3:30 p.m.
November 3	NAVY (NBC)	Notre Dame, Ind.	2:30 p.m.
November 10	AIR FORCE (NBC)	Notre Dame, Ind.	2:30 p.m.
November 17	DUKE (NBC)	Notre Dame, Ind.	2:30 p.m.
November 24	at Stanford (TBA)	Stanford, Calif.	TBA

All Times Local

**Notre Dame vs. Boston College  
Series History**

**Notre Dame leads 9-7**

<b>In Notre Dame:</b>	Notre Dame leads 5-4
<b>In Chestnut Hill:</b>	Boston College leads 3-2
<b>Neutral:</b>	Notre Dame leads 2-0.
<b>Longest Notre Dame Win Streak:</b>	4, twice (1975-92, 1995-98)
<b>Longest Boston College Win Streak:</b>	4 (2001-04)
<b>Largest Margin of Victory:</b>	47, (54-7), 1992 in South Bend
<b>Largest Margin of Defeat:</b>	19, (11-30) 1994 in Boston

Site	Year	Rank	W/L	ND	BC
FX	1975	9-	W	17	3
LB	1983	-13	W	19	18
*	1987	9-	W	32	25
*	1992	8-9	W	54	7
*	1993	1-16	L	39	41
	1994	8-	L	11	30
*	1995	12-	W	20	10
	1996	17-	W	48	21
*	1997		W	52	20
	1998	13-	W	31	26
*	1999	-25	L	29	31
*	2000	11-	W	28	16
	2001		L	17	21
*	2002	4-	L	7	14
	2003		L	25	27
*	2004	24-	L	23	24

**Notre Dame vs.  
Atlantic Coast Conference Schools**

School	Won	Lost	Tied	Pct.
Boston College	9	7	0	.563
Clemson	1	1	0	.500
Duke	2	1	0	.667
Florida State	2	4	0	.333
Georgia Tech	27	6	1	.818
Maryland	1	0	0	1.000
Miami (Fla.)	15	7	1	.674
North Carolina	16	1	0	.941
NC State	0	1	0	.000
Virginia	1	0	0	1.000
Virginia Tech	0	0	0	.000
Wake Forest	0	0	0	.000
<b>TOTALS</b>	<b>74</b>	<b>28</b>	<b>2</b>	<b>.721</b>

**Notre Dame vs. Boston College Statistics  
(2007 Statistics)**

Notre Dame	Category	Boston College
74	First Downs	155
23	By Rushing	53
41	By Passing	88
10	By Penalty	14
47-379	Penalties-Yards	35-305
16-7	Fumbles-Lost	6-4
199	Rushing Attempts	208
198	Rushing Yards	844
1.0	Yards Per Rush	4.1
33.0	Rushing Yards Per Game	140.7
176-108-5	Attempts-Completions-INT	259-162-5
916	Passing Yards	1,885
152.7	Passing Yards Per Game	314.2
375	Total Offensive Plays	467
1,114	Total Offense	2,729
185.7	Total Offense Per Game	454.8
66	Total Points	215

**WHAT TO WATCH FOR:** Boston College has defeated a top 10-ranked Irish squad on three occasions (twice unranked). The Eagles enter the game ranked fourth (the highest they have ever been ranked entering a game with the Irish) and Notre Dame is unranked.

**NOTRE DAME HEAD COACH CHARLIE WEIS:** Charlie Weis (Notre Dame, 1978) is in his third season as the Notre Dame head coach. The Irish finished his inaugural season with a 9-3 mark and an appearance in the Fiesta Bowl. Notre Dame followed that campaign with a 10-3 record last season and another BCS Bowl berth (Sugar). With 19 wins over his first two seasons, Weis has captured more games than any other previous Irish coach through his first two years on the Notre Dame sidelines. In addition to leading one of three schools to consecutive BCS bowl games, Weis guided the Irish to their most wins over any two-year span since 1993-94.

**BOSTON COLLEGE HEAD COACH JEFF JAGODZINSKI:** Jeff Jagodzinski (University of Wisconsin-Whitewater, '85) returned to Boston College as its 33rd head football coach in 2007, his 15th collegiate season and 23rd overall in coaching. Jagodzinski spent last season as the offensive coordinator for the Green Bay Packers. He had spent the three previous seasons with the Atlanta Falcons after five years with the Packers (1999-2003) as tight ends coach. Although Jagodzinski comes to BC from the professional ranks, he spent 14 years as a college coach, most recently two successful seasons (1997-98) as offensive coordinator at Boston College.

**Top Irish Performances vs. Boston College**

**INDIVIDUAL**

**Rushing Yards**

Tony Fisher, 26-196, 2 TD; 11.11.2000

**Passing Yards**

Brady Quinn, 23-39-350, 2 TD; 10.25.2003

**Receptions**

Derrick Mayes, 7-147; 11.20.1993

**Receiving Yards**

Malcolm Johnson, 6-150, 1 TD; 11.7.1998

**Points Kicking**

Craig Hentrich, 11 (5 XP, 2 FG); 11.7.1992

**Kickoff Return Yards**

Tony Driver, 6-158; 11.7.1998

**Punt Return Yards**

Julius Jones, 2-71, 1 TD; 11.20.1999

**Touchdowns**

Allen Pinkett, 2 TD (2 rushing); 12.29.1983  
 Reggie Brooks, 2 TD (2 rushing); 11.7.1992  
 Robert Farmer, 2 TD (2 rushing); 11.9.1996  
 Jarious Jackson, 2 TD (2 rushing); 10.25.1997  
 Autry Denson, 2 TD (2 rushing); 11.7.1998  
 Tony Fisher, 2 TD (2 rushing); 11.20.1999  
 Julius Jones, 2 TD (1 rushing, 1 PR); 11.20.1999

**Tackles**

Justin Goheen, 14; 11.20.1993

**Interceptions**

15 tied with one

**TEAM**

**Points Scored**

54 (W 54-7); 1992 in Notre Dame

**Points Scored (quarter)**

21 (W 54-7); 1992 (first) in Notre Dame  
 21 (W 52-20); 1997 (fourth) in Notre Dame

**Points Scored (half)**

37 (W 54-7); 1992 (first) in Notre Dame

**Points Allowed**

41 (L 39-41); 1993 in Notre Dame

**Points Allowed (quarter)**

14 (L 39-41); 1993 (second) in Notre Dame  
 14 (L 11-30); 1994 (third) in Chestnut Hill

**Points Allowed (half)**

24 (L 39-41); 1993 (first) in Notre Dame

**Notre Dame Probable Starting Lineup**

**OFFENSE**

Pos.	No.	Player	Class	Notes
"X"	19	George West, Jr.	So.	First-year starter has 13 receptions this season
LT	74	Sam Young	So.	Has started all 19 games over the past two seasons
LG	77	Michael Turkovich	Jr.	Started the past six games; first six of his career
C	78	John Sullivan	Sr.	Will make his 40th career start against Boston College
RG	73	Matt Carufel	So.	Made first career start against Michigan State (9/22)
RT	72	Paul Duncan	Jr.	Started the past six games; first six of his career
TE	89	John Carlson	Sr.	Ranks third all-time for receptions in Irish TE history
"Z"	11	David Grimes	Jr.	Streak of 10 consecutive starts ended against UCLA
QB	7	Jimmy Clausen	Fr.	Became eighth freshman QB to start for Irish since 1950
FB	44	Asaph Schwapp	Jr.	Returns to field after tearing ACL against Penn State in '06
HB	34	James Aldridge	So.	First Irish RB to surpass 100 yds in first career start since 1999

**DEFENSE**

Pos.	No.	Player	Class	Notes
LDE	98	Trevor Laws	Sr.	Second on team with 46 tckls; 1st in the NCAA among DL
NT	96	Pat Kuntz	Jr.	Has knocked down six passes already this season
RDE	57	Dwight Stephenson, Jr.	Sr.	Son of NFL Hall of Fame center Dwight Stephenson
OLB	90	John Ryan	So.	Started the past six games; first six of his career
ILB	40	Maurice Crum, Jr.	Sr.	First Irish player ever with two FE, two FR, two INTs in same game (UCLA)
ILB	52	Joe Brockington	Sr.	Team-high 10 tckls, 1.5 for loss, fumble recovery vs. PSU
OLB	54	Anthony Vernaglia	Sr.	Made first career start in season opener vs. Ga. Tech
LCB	2	Darrin Walls	So.	Recorded first career INT; returned 73-yds for TD vs. PSU
FS	27	David Bruton	Jr.	Had 15 tackles and first career INT against Michigan State
SS	9	Tom Zbikowski	Sr.	Owns school record for career tackles (255) by DB
RCB	20	Terrail Lambert	Sr.	Will make his 17th consecutive start against UCLA

**SPECIAL TEAMS**

Pos.	No.	Player	Class	Notes
PK	14	Brandon Walker	Fr.	First left-footed PK for the Irish since Harry Oliver (1981)
KO	35	Nate Whitaker	So.	Averaging 60.9 yds per kick this season
P	17	Geoff Price	Sr.	20 career punts of 50+ yds; three inside 20-yd line (UCLA)
	43	Eric Maust	So.	Punted seven times for 306 yds (43.7 avg.) this season
H	13	Evan Sharpley	Jr.	Holds for right-footed kicker Nate Whitaker
	17	Geoff Price	Sr.	Holds for left-footed kicker Brandon Walker
SNP	61	J.J. Jansen	Sr.	Served as SNP at ND since 2005 game vs. USC
PR	9	Tom Zbikowski	Sr.	Tied for Irish career record with three punt return TDs
KR	23	Golden Tate	Fr.	Avg. 23.9 yds/return on 11 kickoff returns
	5	Armando Allen	Fr.	Avg. 20.4 yds/return on 16 kickoff returns

**KEY PROBABLE NON-STARTERS**

Pos.	No.	Player	Class	Notes
QB	13	Evan Sharpley	Jr.	Tossed for 208 yards and two TDs at Purdue (9/29)
HB	26	Travis Thomas	Sr.	Most of career has served as Irish short yardage back
HB	5	Armando Allen	Fr.	Leads Irish with 81.5 all-purpose yds/game
HB	37	Junior Jabbie	Sr.	Picked up first career reception against Ga. Tech
HB	34	Robert Hughes	Fr.	Had six carries for 33 yds and first career TD against MSU
WR	82	Robby Parris	So.	Career-high seven rec. for 93 yds at Purdue (9/29)
WR	1	D.J. Hord	Jr.	Picked up first career reception vs. Ga. Tech (missed '06)
WR	18	Duval Kamara	Fr.	Six catches for 68 yards and TD at Purdue (9/29)
WR	23	Golden Tate	Fr.	First Irish freshman WR to eclipse 100 yds/game since '92
OG	51	Dan Wenger	So.	Started first three games of '07; missed last three games
OG	55	Eric Olsen	So.	Adds depth at guard spot; played in 14 career games
OT	70	Matt Romine	Fr.	Captain of the West team for the All-American Bowl
TE	83	Mike Ragone	Fr.	Has played in all six games mostly on special teams
TE	84	Will Yeatman	So.	Picked up first career reception against Georgia Tech
NT	95	Ian Williams	Fr.	One of nine freshmen to make ND debuts vs. Ga. Tech
DE	94	Justin Brown	Sr.	Registered career-high eight tackles vs. Michigan
DE	92	Derrell Hand	Jr.	Made first career start (three tackles) vs. Michigan State
ILB	41	Scott Smith	Jr.	Picked up a career best four tackles vs. Ga. Tech
ILB	49	Toryan Smith	So.	Father, Charles, played football at Georgia
OLB	56	Kerry Neal	Fr.	One of nine freshmen to make ND debuts vs. Ga. Tech
OLB	58	Brian Smith	Fr.	Son of former Irish fullback Chris Smith (1981-84)
DB	22	Ambrose Wooden	Sr.	Veteran has started 17 career games for the Irish
DB	8	Raeshon McNeil	So.	Played in 11 games in 2006 and all six in 2007

**Notre Dame Head Coach  
Charlie Weis**



**PERSONAL INFORMATION**

**BIRTHDAY:** March 30, 1956  
**FAMILY:** Wife, Maura; Son, Charlie, Jr. (14) and Daughter, Hannah (12)  
**HIGH SCHOOL:** Middlesex High School, Middlesex, N.J.  
**EDUCATION:** Bachelor's Degree in speech and drama, Notre Dame, 1978; Master's Degree in education, South Carolina, 1989

**COACHING EXPERIENCE**

Year	School/Team	Assignment
1979	Boonton (N.J.) High School	Assistant Coach
1980	Morristown (N.J.) High School	Assistant Coach
1981	Morristown (N.J.) High School	Assistant Coach
1982	Morristown (N.J.) High School	Assistant Coach
1983	Morristown (N.J.) High School	Assistant Coach
1984	Morristown (N.J.) High School	Assistant Coach
1985	South Carolina	Graduate Assistant Coach/Defensive Backs
1986	South Carolina	Graduate Assistant Coach/Linebackers
1987	South Carolina+	Volunteer Coach/Defensive Ends
1988	South Carolina@	Assistant Recruiting Coordinator
1989	Franklin Township (N.J.) High School	Head Coach
1990	New York Giants*	Defensive Assistant/Asst. Special Teams
1991	New York Giants	Running Backs
1992	New York Giants	Running Backs
1993	New England Patriots	Tight Ends
1994	New England Patriots	Tight Ends
1995	New England Patriots	Running Backs
1996	New England Patriots#	Wide Receivers
1997	New York Jets	Wide Receivers
1998	New York Jets^	Offensive Coordinator/Wide Receivers
1999	New York Jets	Offensive Coordinator/Wide Receivers
2000	New England Patriots	Offensive Coordinator/Running Backs
2001	New England Patriots*	Offensive Coordinator/Quarterbacks/RBs
2002	New England Patriots	Offensive Coordinator/Quarterbacks
2003	New England Patriots*	Offensive Coordinator
2004	New England Patriots*	Offensive Coordinator
2005	University of Notre Dame%	Head Coach
2006	University of Notre Dame\$	Head Coach
2007	University of Notre Dame	Head Coach

**Notre Dame Total (3 seasons) .....20-11 (.645)**

+ Gator Bowl @ Liberty Bowl  
 \* Super Bowl champion # Super Bowl appearance  
 ^ AFC Title game % Fiesta Bowl  
 \$ Sugar Bowl

**Head-to-Head Statistical Comparison  
(2007 Stats)**

NOTRE DAME			BOSTON COLLEGE		
#	NCAA	Category	vs.	Category	NCAA #
11.00	118th	Scoring Offense	vs.	Scoring Defense	21st 18.33
185.67	119th	Total Offense	vs.	Total Defense	39th 340.50
33.00	119th	Rushing Offense	vs.	Rushing Defense	3rd 49.67
152.67	109th	Passing Offense	vs.	Passing Defense	110th 290.83
105.06	108th	Passing Efficiency Off.	vs.	Passing Efficiency Def.	24th 109.28
28.67	73rd	Scoring Defense	vs.	Scoring Offense	23rd 35.83
343.50	41st	Total Defense	vs.	Total Offense	21st 454.83
189.83	96th	Rushing Defense	vs.	Rushing Offense	70th 140.67
153.67	4th	Passing Defense	vs.	Passing Offense	11th 314.17
107.76	22nd	Passing Efficiency Def.	vs.	Passing Efficiency Off.	29th 138.89
36.53	37th	Net Punting	vs.	Net Punting	29th 37.22
8.78	66th	Punt Returns	vs.	Punt Returns	105th 5.50
19.73	96th	Kickoff Returns	vs.	Kickoff Returns	31st 23.94
0.67	30th	Turnover Margin	vs.	Turnover Margin	7th 1.67
1.83	t-62nd	Sacks	vs.	Sacks Allowed	33rd 2.67
5.33	119th	Sacks Allowed	vs.	Sacks	30th 2.67

**A WIN THIS WEEK WOULD...**

- Be the first victory for the Irish over a top five opponent since Michigan (17-10) on Sept. 10, 2005.
- Be the first victory for Notre Dame over a top five opponent at Notre Dame Stadium since Michigan (36-20) on Sept. 5, 1998.
- Snap a four-game losing streak for the Irish against top five foes.
- Improve Notre Dame to 40-50-5 (.447) all-time against top five ranked opponents.
- Make Notre Dame 2-5 for the first time since 2003 and just the fourth time in school history (2003, 1997, 1963).
- Be the second straight for the Irish overall.
- Snap Boston College's four-game winning streak overall in the all-time series.
- Improve Notre Dame to 10-7 (.588) in the all-time series with the Eagles.
- Improve the Irish to 6-4 (.600) in the all-time series with Boston College in South Bend.
- Improve Weis' Notre Dame record to 21-11 overall, 1-0 against Boston College and 3-1 against ACC foes.
- Improve Weis' record to 7-7 (.500) against teams that entered the game undefeated.
- Improve Weis' Notre Dame home record to 11-5 (.688).
- Improve Weis' Notre Dame record to 7-2 (.778) in October games.
- Improve Weis' Notre Dame record to 15-1 (.938) following a victory.
- Improve Weis' Notre Dame record to 6-7 against ranked opponents (.462).
- Improve an unranked Notre Dame squad to 3-3 (.500) all-time against Boston College.
- Improve an unranked Notre Dame squad to 2-1 (.667) all-time against the Eagles in South Bend.
- Improve an unranked Notre Dame squad to 2-1 (.667) all-time against a ranked Boston College team.
- Improve an unranked Notre Dame squad to 1-1 (.500) all-time against a ranked Eagles team in South Bend.
- Improve Weis' record to 15-8 (.652) in afternoon games.
- Improve Notre Dame's all-time record to 823-274-42 (.741).
- Improve the Irish all-time home record to 298-92-5 (.773).
- Improve Notre Dame's all-time record against the Atlantic Coast Conference to 75-28-2 (.724).
- Improve Notre Dame's all-time home record against the Atlantic Coast Conference to 43-10 (.811).

**A LOSS THIS WEEK WOULD...**

- Deny the Irish their first victory over a top five opponent since Michigan (17-10) on Sept. 10, 2005.
- Deny Notre Dame its first victory over a top five opponent inside Notre Dame Stadium since Michigan (36-20) on Sept. 5, 1998.
- Be the fifth straight lose for the Irish against top five foes.
- Drop Notre Dame to 39-51-5 (.437) all-time against top five ranked opponents.
- Make Notre Dame 1-6 for the first time since 1960 and just the third time in school history (1960, 1956).
- Give Boston College a five-game winning

streak in the all-time series overall and three-game winning streak in the all-time series at Notre Dame Stadium.

- ❑ Drop Notre Dame to 9-8 (.529) in the all-time series with the Eagles.
- ❑ Drop the Irish to 5-5 (.500) in the all-time series with Boston College in South Bend.
- ❑ Drop Weis' Notre Dame record to 20-12 (.625) overall, 0-1 against Boston College and 2-2 against ACC foes.
- ❑ Drop Weis' record to 6-8 (.429) against teams that entered the game undefeated.
- ❑ Drop Weis' Notre Dame home record to 10-6 (.625).
- ❑ Drop Weis' Notre Dame record to 6-3 (.667) in October games.
- ❑ Drop Weis' Notre Dame record to 14-2 (.875) following a victory.
- ❑ Drop Weis' Notre Dame record to 5-8 (.385) against ranked opponents.
- ❑ Drop an unranked Notre Dame squad to 2-4 (.333) all-time against Boston College.
- ❑ Drop an unranked Notre Dame squad to 1-2 (.333) all-time against the Eagles in South Bend.
- ❑ Drop an unranked Notre Dame squad to 1-2 (.333) all-time against a ranked Boston College team.
- ❑ Drop an unranked Notre Dame squad to 0-2 (.000) all-time against a ranked Eagles team in South Bend.
- ❑ Drop Weis' record to 14-9 (.609) in afternoon games.
- ❑ Drop Notre Dame's all-time record to 822-275-42 (.740).
- ❑ Drop the Irish all-time home record to 297-93-5 (.758).
- ❑ Drop Notre Dame's all-time record against the Atlantic Coast Conference to 74-29-2 (.714).
- ❑ Drop Notre Dame's all-time home record against the Atlantic Coast Conference to 42-11 (.792).

**NOTRE DAME VS. ACC**

- ❑ Notre Dame is 74-28-2 (.721) against current members of the Atlantic Coast Conference. The Irish have had more success against the ACC than any other major conference. The Irish have a .500 or better record against eight of ten conference schools (in which they have played).
- ❑ Notre Dame's 104 games against the ACC ranks as the third-most contests against a conference trailing only the Big Ten (340) and Pac-10 (117).
- ❑ The Irish are playing three ACC schools in the same season for the first time since 2002 (Maryland, Florida State and North Carolina State) and only the third time since 1982.
- ❑ Notre Dame has faced Boston College 16 times (9-7), fourth most of any other ACC school, but each of the 16 previous meetings took place with the Eagles in the BIG EAST. The nine victories are the fourth-most victories for Notre Dame over an ACC foe. Miami has collided with the Irish 23 times (15-7-1), while Notre Dame has faced North Carolina 17 times (16-1). It should be noted that all of Notre Dame's previous meetings with Miami and Boston College occurred prior to their moves to the ACC.
- ❑ Notre Dame has played a handful of games versus Florida State (2-4), Duke (2-1) and Clemson (1-1). Additionally, the Irish have met three ACC foes just once. They beat Virginia in the '89 Kickoff Classic and Maryland in the '02 Kickoff Classic, but lost to NC State in the '03 Gator Bowl.
- ❑ Notre Dame has posted a 42-10-0 (.808) record against ACC opponents in Notre Dame Stadium.

**Irish Players Among National Leaders**

Category	Rank	Stat	National Leader	Stat
Rushing Offense	119	33.00	Navy	348.40
Passing Offense	109	152.67	Texas Tech	513.00
Total Offense	119	185.67	Texas Tech	590.17
Scoring Offense	118	11.00	Hawaii	53.83
Rushing Defense	96	189.83	Oregon St.	43.33
Pass Efficiency Defense	22	107.76	LSU	74.64
Total Defense	41	343.50	LSU	197.83
Scoring Defense	73	28.67	Ohio St.	7.17
Net Punting	37	36.53	Georgia Tech	41.21
Punt Returns	66	8.78	Kansas St.	25.47
Kickoff Returns	96	19.73	Hawaii	30.13
Turnover Margin	30	.67	Cincinnati	2.50
Pass Defense	4	153.67	South Carolina	126.50
Passing Efficiency	108	105.06	Oklahoma	185.71
Sacks	T-62	1.83	Indiana	4.83
Tackles For Loss	83	5.50	Georgia Tech	10.33
Sacks Allowed	119	5.33	Tennessee	.40
<b>Punting</b>				
Geoff Price	63rd	40.97	David Bruton	t-79th 0.33
			Maurice Crum	t-79th 0.33
<b>Punt Returns</b>				
Tom Zbikowski	t-49th	9.88	Golden Tate	62nd 23.91
<b>Field Goals</b>				
Brandon Walker	t-86th	0.80		

**Notre Dame's Record When...**

	2007	Weis Era
At Home	0-2	10-5
On The Road	1-3	9-4
Neutral Site Games	0-0	1-2
In Overtime	0-0	0-1
Coming off a loss	1-4	5-6
Coming off a win	0-0	14-1
Coming of an open date	0-0	1-1
Both teams are AP-ranked	0-0	3-5
Neither team is ranked	0-3	0-3
ND is ranked higher	0-0	17-2
Opponent is ranked higher	1-2	3-6
Vs. In-state Opponents	0-1	2-1
In September	0-5	7-7
In October	1-0	6-2
In November	0-0	8-1
In December	0-0	0-0
In January	0-0	0-2
On Television	1-5	20-11
On NBC	0-2	10-5
On ABC	1-1	7-3
On ESPN	0-2	1-2
On CBS	0-0	1-0
On CSTV	0-0	1-0
On Fox	0-0	0-1
Afternoon Games	1-4	14-8
Night Games	0-1	5-3
Decided By 7 or Less	0-0	4-2
Scoring First	0-2	13-3
Opponent Scores First	1-3	7-8
Leading At Halftime	0-0	15-1
Tied At Halftime	0-0	1-0
Trailing At Halftime	1-5	4-10
Leading After 3 Qtrs.	1-0	16-0
Tied After 3 Qtrs.	0-0	0-1
Trailing After 3 Qtrs.	0-5	4-10
In Overtime	0-0	0-1
Scoring 40+ Points	0-0	9-1
Scoring 30+ Points	0-0	16-2
Scoring 20-29 Points	1-0	11-5
Scoring 0-19 Points	0-5	2-6
Allowing 40+ Points	0-0	0-4
Allowing 30+ Points	0-5	2-11
Allowing 20-29 Points	0-0	8-3
Allowing 0-19 Points	1-0	11-0
Outrushing Opponent	0-0	9-0
Getting Outrushed	1-5	11-11
Passing For More Yds	0-2	16-5
Passing For Fewer Yds	1-3	4-6
Outgaining Opponent	0-1	14-2
Getting Outgained	1-4	6-8
Winning Time of Poss.	1-0	15-3
Losing Time of Poss.	0-5	5-8
Scoring a Def./ST TD	1-1	8-2
Allowing a Def./ST TD	0-0	2-3
Fewer Penalty Yards	1-1	9-5
More Penalty Yards	0-4	11-6
Winning Turnover Battle	1-2	14-5
Losing Turnover Battle	0-3	2-5
Individual 100-yard rusher	0-0	11-2
Individual 100-yard receiver	0-1	12-4
Individual 200-yard passer	0-1	19-5
Opponent 100-yard rusher	0-5	3-10
Opponent 100-yard receiver	0-0	9-6
Opponent 200-yard passer	0-1	9-7

### 2007 Notre Dame Preseason Honors

#### JAMES ALDRIDGE

- ☐ Phil Steele's #54 Running Back

#### JOE BROCKINGTON

- ☐ Phil Steele's #59 Outside Linebacker

#### DAVID BRUTON

- ☐ Phil Steele's #39 Free Safety

#### JOHN CARLSON

- ☐ Maxwell Award Watch List
- ☐ Mel Kiper's #1 Senior Tight End
- ☐ #1 Senior Tight End Prospect in 2008 NFL Draft (Todd McShay)
- ☐ Phil Steele's #1 Tight End
- ☐ Lindy's #2 Tight End
- ☐ The Sporting News #3 Tight End
- ☐ Athlon Sports First Team Preseason All-American
- ☐ Phil Steele's First Team Preseason All-American
- ☐ Lindy's Second Team Preseason All-American
- ☐ Street & Smith's Second Team Preseason All-American

#### JIMMY CLAUSEN

- ☐ Phil Steele's #64 Quarterback

#### MAURICE CRUM

- ☐ Phil Steele's #18 Inside Linebacker
- ☐ Chuck Bednarik Award Watch List
- ☐ Nagurski Trophy Watch List
- ☐ Lott Award Watch List
- ☐ Lombardi Award Watch List

#### D.J. HORD

- ☐ Phil Steele's #65 Wide Receiver

#### TERRAIL LAMBERT

- ☐ Phil Steele's #31 Cornerback

#### TREVOR LAWS

- ☐ Phil Steele's #49 Defensive End
- ☐ Lombardi Award Watch List

#### GEOFF PRICE

- ☐ Phil Steele's #3 Punter
- ☐ Mel Kiper's #4 Senior Punter
- ☐ Lindy's #8 Punter
- ☐ The Sporting News #9 Punter
- ☐ Phil Steele's Third Team Preseason All-American
- ☐ Street & Smith's Honorable Mention Preseason All-American

#### ASAPH SCHWAPP

- ☐ Phil Steele's #24 Fullback

#### JOHN SULLIVAN

- ☐ Phil Steele's #2 Center
- ☐ Mel Kiper's #3 Senior Center
- ☐ Lindy's #4 Center
- ☐ #9 Senior Offensive Lineman Prospect in 2008 NFL Draft (Todd McShay)
- ☐ Street & Smith's First Team Preseason All-American
- ☐ Phil Steele's Second Team Preseason All-American

- ☐ Athlon Sports Third Team Preseason All-American
- ☐ Outland Trophy Watch List
- ☐ Rimington Award Watch List
- ☐ Lombardi Award Watch List

#### AMBROSE WOODEN

- ☐ Phil Steele's #18 Cornerback
- ☐ #25 Senior Defensive Back Prospect in 2008 NFL Draft (Todd McShay)
- ☐ Street & Smith's Honorable Mention Preseason All-American

#### SAM YOUNG

- ☐ Phil Steele's #10 Offensive Tackle
- ☐ Street & Smith's Honorable Mention Preseason All-American

#### TOM ZBIKOWSKI

- ☐ Mel Kiper's #1 Senior Safety
- ☐ Phil Steele's #1 Strong Safety
- ☐ The Sporting News #1 Strong Safety
- ☐ Lindy's #3 Safety
- ☐ #10 Senior Defensive Back Prospect in 2008 NFL Draft (Todd McShay)
- ☐ ESPN.com (Ivan Maisel) First Team Preseason All-American
- ☐ Athlon Sports First Team Preseason All-American
- ☐ The Sporting News First Team Preseason All-American
- ☐ Phil Steele's First Team Preseason All-American
- ☐ Lindy's Second Team Preseason All-American
- ☐ Street & Smith's Honorable Mention Preseason All-American
- ☐ Jim Thorpe Award
- ☐ Chuck Bednarik Award Watch List
- ☐ Nagurski Trophy Watch List
- ☐ Lott Award Watch List
- ☐ AFCA Good Works Team

#### TEAM PRESEASON UNIT RANKINGS

- ☐ Phil Steele's #17 Special Teams
- ☐ Phil Steele's #22 Running Backs

#### TEAM PRESEASON NATIONAL RANKINGS

- ☐ Lindy's #36
- ☐ Athlon Sports #38
- ☐ Phil Steele #38
- ☐ The Sporting News #39

#### IRISH - EAGLES SERIES NOTES

☐ Notre Dame and Boston College are meeting for the 17th time on the gridiron with the Irish holding a 9-7 edge in the series. This will be the 10th time the two teams have played in South Bend, with Notre Dame holding a slim 5-4 edge at Notre Dame Stadium.

☐ Boston College has won the last four games in the series, its longest winning streak in the rivalry. Notre Dame has twice won four in a row against the Eagles, most recently doing so from 1995-98.

☐ The Eagles are just the seventh school to post at least four consecutive victories against the Irish. Boston College has frustrated Notre Dame with a 21-17 victory in 2001, 14-7 win in 2002, 27-25 win in 2003 and 24-23 victory in 2004.

☐ The series features a matchup of the only two Catholic universities in the country playing Bowl Subdivision college football.

☐ Notre Dame and Boston College have split the last 10 series games. The Irish have won by an average margin of 16.8 points per game, while the Eagles' margin of victory is just 3.2 points per game.

☐ The last seven games in the series have been decided by an average of just 4.7 points per game (33 total points), with BC winning five of those matchups -- although Notre Dame had a chance to tie or win in the final four minutes each time.

☐ Only one of Boston College's seven wins in the series has come by double digits (a 30-11 victory in 1994 in Chestnut Hill). The other six Eagles' wins have come by a grand total of 18 points (3.0 points per game), including three two-point victories (most recently a 27-25 win in 2003) and a one-point victory in 2004 (24-23).

☐ Saturday's game will mark the 14th time in the 17-game series at least one of the two teams has been ranked at kickoff. Notre Dame is 2-3 against Boston College when it is unranked heading into its matchup with the Eagles. Conversely, the Eagles are 2-2 when it is ranked entering the Notre Dame game (Boston College is 4th in the AP poll and 4th in the ESPN/USA Today coaches' poll this week).

☐ Boston College has knocked off three Notre Dame teams ranked in the top 10. Of those three victories, two occurred when the Eagles were unranked. Notre Dame has beaten Boston College once when it was ranked in the top 10 (Irish routed #9 BC, 54-7, 1992).

☐ Legendary Notre Dame head coach Frank Leahy spent two seasons at Boston College (1939-40), leading the Eagles to a bowl game both years.

#### IRISH - EAGLES SERIES HISTORY

☐ Notre Dame leads its series with Boston College 9-7, including a 5-4 edge when the scene shifts to Notre Dame Stadium.

☐ The series was continuous from 1992-04 (13 consecutive meetings).

☐ The first game of the series was held in 1975 at Schaefer Stadium in Foxboro, Mass. (a 17-3 Irish win in Dan Devine's first game as head coach), while the other neutral-field game in the series was at Memphis, Tenn., in the 1983 Liberty Bowl (a 19-18 win for the Irish over the 13th-ranked Eagles).

☐ This year's game will mark the 14th time at

least one of the two combatants has been ranked at kickoff.

□ Boston College's current four-game winning streak is its longest ever against the Irish, while Notre Dame has defeated the Eagles four consecutive times on two occasions.

□ The Eagles' most notable win over the Irish came in 1993, when BC defeated top-ranked and unbeaten Notre Dame, 41-39 on a last-second field goal by David Gordon at Notre Dame Stadium.

□ The winner of this game earns the Frank Leahy Memorial Bowl, given by the Notre Dame Club of Boston, and the Ireland Trophy, presented by Notre Dame student government. The Ireland Trophy is intended to inspire a spirit of sportsmanship and friendly competition between the schools.

□ Today's meeting between the Irish and Eagles is the first with Boston College a member of the Atlantic Coast Conference.

**ON THIS DATE**

Notre Dame has played 17 previous games in its history on Oct. 13. The Irish are 11-4-2 all-time on this date. The Irish have recorded nine shutouts on Oct. 13 (1973, 1945, 1928, 1923, 1917, 1906, 1900, 1897, 1894).

**Oct. 13, 1894:** Notre Dame plays its first game under a head coach and defeats Hillsdale College of Michigan, 14-0. James L. Morrison had been hired for only \$40 (plus expenses) for two weeks. A month later, Morrison would be hired to coach for none other than Hillsdale College.

**Oct. 13, 1990:** Just a week earlier, top-ranked Notre Dame was upset by Stanford, 36-31. The Irish rebounded with a 57-27 rout of Air Force in Notre Dame Stadium. The Notre Dame offense piles up 289 yards on the ground and 253 more through the air. Ricky Watters and Dorsey Levens each had a pair o touchdown runs.

**Oct. 13, 2001:** Notre Dame tallied 345 yards rushing in a 34-24 victory over West Virginia. The Irish ran the ball 69 times, the most rushing attempts by Notre Dame in one game since Sept. 21, 1991 when they tallied 76 carries in a 49-10 win over Michigan State. Carlyle Holiday rushed for 130 yards and Tony Fisher carried for 119 yards, marking the 16th time in school history the Irish had two players each rush for over 100 yards.

**NOTRE DAME-BOSTON COLLEGE CONNECTIONS**

□ Notre Dame's roster features one player from the state of Massachusetts. Boston College's roster does not have a player from Indiana.

□ Notre Dame head coach Charlie Weis (15 years) and Boston College head coach Jeff Jagodzinski (eight years) each spent much of their career in the NFL ranks. Weis coached with the New York Giants, New England Patriots and New York Jets, while Jagodzinski worked with the Atlanta Falcons and Green Bay Packers.

□ Notre Dame sophomore wide receiver Barry Gallup Jr. not only hails from Wellesley, Massachusetts, but his father, Barry Gallup Sr., is the Assistant Athletic Director for Football Operations at Boston College.

□ A number of players from Boston College and Notre Dame either attended the same high school or hail from the same hometown.

<b>Notre Dame</b>	<b>High School/Hometown</b>	<b>Boston College</b>
Eric Olsen, OL	Staten Island, NY	Paul Anderson, SS
Will Yeatman, TE	San Diego, CA	Billy Bennett, PK
Nate Whitaker, PK		
Michael Planalp, TE	Cincinnati, OH	DeJuan Tribble, CB
Kallen Wade, DE		Nick Larkin, DE
		Matt Tennant, C
		Tom Anevski, OG
		Ty Hall, OG
		Alex Albright, DE
Leo Ferrine, DB	St. Peter's Prep	Will Thompson, LB
John Ryan, OLB	St. Ignatius	Kevin Sheridan, OC/OG
Robby Parris, WR		Jim Ramella, DE
Dan Wenger, OG	Coral Springs, FL	Carlos Huggins, OG
Sam Young, OT		
Barry Gallup, Jr.	Wellesley	Thomas Clairborne, DT
D.J. Hord, WR	Rockhurst	Allan Smith, DE

**Notre Dame Players Experience Career Firsts In 2007**

**GAME**

So., QB, Demetrius Jones (GT)  
 So., DS/DC, Leonard Gordon (GT)  
 So., FB, Luke Schmidt (GT)  
 So., DT, Paddy Mullen (GT)  
 So., DE, Kallen Wade (GT)  
 So., OG, Dan Wenger (GT)  
 Fr., HB, Armando Allen (GT)  
 Fr., QB, Jimmy Clausen (GT)  
 Fr., HB, Robert Hughes (GT)  
 Fr., WR, Duval Kamara (GT)  
 Fr., LB, Kerry Neal (GT)  
 Fr., OT, Matt Romine (GT)  
 Fr., KR, Golden Tate (GT)  
 Fr., PK, Brandon Walker (GT)  
 Fr., NT, Ian Williams (GT)  
 Jr., C, Thomas Bemenderfer (GT)  
 Fr., OLB, Brian Smith (PSU)  
 Fr., TE, Mike Ragone (PSU)  
 So., WR, Barry Gallup, Jr. (PSU)  
 Jr., DB, Mike Anello (UM)  
 Jr., DT, Derrell Hand (MSU)

**START**

Sr., OLB, Anthony Vernaglia (GT)  
 Jr., FS, David Bruton (GT)  
 Jr., NT, Pat Kuntz (GT)  
 Jr., OT, Paul Duncan (GT)  
 Jr., OG, Michael Turkovich (GT)  
 Jr., OG, Dan Wenger (GT)  
 So., QB, Demetrius Jones (GT)  
 So., WR, George West (GT)  
 So., OLB, John Ryan (GT)  
 Fr., QB, Jimmy Clausen (PSU)  
 Fr., HB, Armando Allen (PSU)  
 So., ILB, Toryan Smith (PSU)  
 So., WR Robby Parris (UM)  
 So., RG, Matt Carufel (MSU)  
 Jr., DT, Derrell Hand (MSU)  
 So., HB, James Aldridge (MSU)  
 Fr., OLB Kerry Neal (PU)  
 So., DB Raeshon McNeil (PU)  
 Fr., WR Golden Tate (UCLA)  
 So., TE, Will Yeatman (UCLA)

**RUSH**

Fr., HB, Armando Allen (GT)  
 Fr., QB, Jimmy Clausen (GT)  
 Sr., TB, Junior Jabbie (PSU)  
 Fr., KR, Golden Tate (UM)  
 So., QB, Demetrius Jones (GT)  
 Fr., HB, Robert Hughes (MSU)

**RECEPTION**

Sr., TB, Junior Jabbie (GT)  
 Jr., WR, D.J. Hord (GT)  
 So., TE, Will Yeatman (GT)  
 Fr., WR, Duval Kamara (GT)  
 Fr., HB, Armando Allen (GT)  
 So., FB, Luke Schmidt (UM)  
 So., HB, James Aldridge (UCLA)

**TOUCHDOWN RUSH**

Fr., HB, Robert Hughes (MSU)  
 Fr., QB, Jimmy Clausen (UCLA)

**TOUCHDOWN RECEPTION**

Fr., WR, Duval Kamara (PU)  
 Fr., WR, Golden Tate (PU)

**PASS ATTEMPT**

So., QB, Demetrius Jones (GT)  
 Fr., QB, Jimmy Clausen (GT)  
 Fr., HB, Armando Allen (UCLA)

**PASS COMPLETION**

So., QB, Demetrius Jones (GT)  
 Fr., QB, Jimmy Clausen (GT)  
 Fr., HB, Armando Allen (UCLA)

**TOUCHDOWN PASS**

Fr., QB, Jimmy Clausen (PU)  
 Jr., QB, Evan Sharpley (PU)

**FIELD GOAL**

Fr., PK, Brandon Walker (GT)

**FIELD GOAL ATTEMPT**

Fr., PK, Brandon Walker (GT)  
 So., PK, Nate Whitaker (PSU)

**KICK RETURN**

Fr., HB, Armando Allen (GT)  
 Fr., HB, Robert Hughes (GT)  
 Fr., KR, Golden Tate (GT)

**TACKLE**

Sr., LS, J.J. Jansen (GT)  
 So., OLB, Morrice Richardson (GT)  
 So., DT, Paddy Mullen (GT)  
 Fr., NT, Ian Williams (GT)  
 Fr., LB, Kerry Neal (PSU)  
 Fr., KR, Golden Tate (GT)  
 Fr., OLB, Brian Smith (UM)  
 Jr., DB, Mike Anello (UM)  
 Jr., DT, Derrell Hand (MSU)

**TACKLE FOR LOSS**

So., OLB, Morrice Richardson (PSU)  
 So., OLB, John Ryan (PSU)  
 Fr., NT, Ian Williams (PSU)  
 Fr., OLB, Brian Smith (UM)  
 Fr., LB, Kerry Neal (MSU)  
 So., ILB, Toryan Smith (UCLA)

**FORCED FUMBLE**

Fr., OLB, Brian Smith (UM)

**FUMBLE RECOVERY**

Jr., SS, Ray Herring (UM)  
 Fr., OLB Kerry Neal (UCLA)  
 Sr., Maurice Crum, Jr. (UCLA)

**PASS BREAKUP**

Jr., NT, Pat Kuntz (GT)  
 Fr., LB, Kerry Neal (MSU)

**INTERCEPTION**

So., DB, Darrin Walls (PSU)  
 Jr., FS, David Bruton (MSU)  
 Jr., FS Kyle McCarthy (PU)

**SACK**

Jr., FS, David Bruton (GT)  
 So., OLB, Morrice Richardson (PSU)  
 So., OLB, John Ryan (PSU)  
 Fr., LB, Kerry Neal (MSU)  
 Fr., OLB, Brian Smith (UCLA)

**PUNT**

Jr., P, Eric Maust (PSU)

**Scoring Summary**

	<u>1</u>	<u>2</u>	<u>3</u>	<u>4</u>	<u>F</u>	
Boston College	7	0	7	10	--	24 Record: (5-2)
Notre Dame	7	13	0	3	--	23 Record: (5-3)

**First Quarter**

7:54 BC L.V. Whitworth 2 yd run (Ryan Ohliger kick), 11-86 4:55  
 2:54 ND Matt Shelton 33 yd pass from Brady Quinn (D.J. Fitzpatrick kick), 4-63 1:45

**Second Quarter**

11:09 ND Brady Quinn 1 yd run (D.J. Fitzpatrick kick), 2-2 1:22  
 3:56 ND Darius Walker 9 yd run (D.J. Fitzpatrick kick failed), 13-91 6:17

**Third Quarter**

3:53 BC Joel Hazard 21 yd pass from Paul Peterson (Ryan Ohliger kick), 7-92 3:16

**Fourth Quarter**

12:14 BC Ryan Ohliger 21 yd field goal, 9-72 3:44  
 2:51 ND D.J. Fitzpatrick 43 yd field goal, 7-19 4:19  
 0:54 BC Tony Gonzalez 30 yd pass from Paul Peterson (Ryan Ohliger kick), 8-78 1:57

**Team Statistics**

	<b>BC</b>	<b>ND</b>
FIRST DOWNS	22	17
RUSHES-YARDS (NET)	28-62	34-104
PASSING YDS (NET)	383	231
Passes Att-Comp-Int	41-27-2	33-20-2
TOTAL OFFENSE PLAYS-YARDS	69-445	67-335
Fumble Returns-Yards	0-0	0-0
Punt Returns-Yards	1-6	4-34
Kickoff Returns-Yards	4-64	5-62
Interception Returns-Yards	2-24	2-28
Punts (Number-Avg)	5-42.6	6-44.5
Fumbles-Lost	0-0	0-0
Penalties-Yards	6-43	6-43
Possession Time	28:48	31:12
Third-Down Conversions	5 of 15	7 of 15
Fourth-Down Conversions	2 of 2	1 of 1
Red-Zone Scores-Chances	2-3	2-2
Sacks By: Number-Yards	1-9	2-7

**INDIVIDUAL LEADERS**

**RUSHING:** Boston College-Paul Peterson 7-26; L.V. Whitworth 14-19; Andre Callender 7-17. Notre Dame-Ryan Grant 17-48; Darius Walker 8-35; Marcus Wilson 5-19; Rashon Powers-Neal 1-5; Brady Quinn 3-minus 3.

**PASSING:** Boston College-Paul Peterson 27-41-2-383. Notre Dame- Brady Quinn 20-33-2-231.

**RECEIVING:** Boston College-Larry Lester 8-111; Grant Adams 4-87; Joel Hazard 3-45; L.V. Whitworth 3-37; Tony Gonzalez 2-32; Jason Lilly 2-22; Everett Lee 2-15; Tom Walls 1-17; Andre Callender 1-15; David Kashetta 1-2. Notre Dame-Rhema McKnight 5-78; Ryan Grant 4-33; Antony Fasano 3-12; John Carlson 3-11; Maurice Stovall 2-37; Billy Palmer 2-27; Matt Shelton 1-33.

**INTERCEPTIONS:** Boston College-Jazzmin Williams 1-24; DeJuan Tribble 1-0. Notre Dame-Mike Goolsby 1-24; Derek Curry 1-4.

**SACKS (UA-A):** Boston College-Mathias Kiwanuka 1-0. Notre Dame-Justin Tuck 0-1; Brandon Hoyte 1-0; Derek Curry 0-1.

**TACKLES (UA-A):** Boston College-Stancil 5-2; Brown 5-2; Bulman 2-4; Toal 2-4; Williams 5-0; Henderson 4-1; Kiwanuka 3-2; Tribble 4-0; Glasper 3-1; Shean 3-0; Pruiitt 2-1; Dunbar 2-1; Mettling 2-1; Brochu 2-0; Anam 1-1; Washington 1-0; Marten 1-0; Kashetta 1-0; Ottolini 0-1; Silva 0-1. Notre Dame-Burrell 8-2; Landri 6-1; Richardson 4-3; Goolsby 3-4; Tuck 4-1; Zbikowski 2-3; Jackson 3-1; Hoyte 3-1; Curry 2-2; Ellick 2-1; Campbell 1-1; Budinscak 0-2; Borseti 1-0; Pauly 1-0; Ndukwe 1-0; McKnight 1-0; Parish IV 1-0; Samardzija 0-1; Woods 0-1.

**The Last Meeting  
 Boston College 24, #24 Notre Dame 23  
 Oct. 23, 2004**

**NOTRE DAME, Ind. (AP)** - Paul Peterson threw a 30-yard touchdown pass to Tony Gonzalez with 54 seconds left to give Boston College a 24-23 victory Saturday over No. 24 Notre Dame, the Eagles' fourth straight win over the Irish.

A 55-yard field goal attempt by Notre Dame kicker D.J. Fitzpatrick fell well short as time expired.

The Eagles (5-2) dominated the second half after trailing 20-7 half-time, outgaining the Irish 319 yards to 122 yards and outscoring them 17-3. The Irish (5-3) were held to just 24 yards rushing in the second.

Peterson engineered the comeback, completing 27-of-41 passes for 383 yards, including 19-of-23 for 297 yards in the second half. He had a 21-yard TD pass to Joel Hazard in the third quarter and set up a 21-yard field goal by Ryan Ohliger early in the fourth quarter that cut the lead to 20-17.

Two key defensive plays in the first half kept the Eagles within range of Notre Dame. Jazzmen Williams intercepted Brady Quinn's pass at BC's 1 and DeJuan Tribble picked off Quinn at the Eagles 11.

Quinn was 20-of-33 passing for 231 yards with a TD pass and a touchdown run, but couldn't get the Irish going in the second half.

Gonzalez made a great catch on the game-winning touchdown, going up over Irish cornerback Mike Richardson and coming down with the ball in the end zone.

The Eagles came out strong in the second half, driving to the Notre Dame 4. They couldn't score a TD, though, and a 22-yard field goal attempt by Ohliger was blocked by Derek Landri.

But the Eagles came right back on their next possession with a touchdown when Joel Hazard scored on a 21-yard pass from Peterson. Hazard caught the ball at the 14 and just got into the end zone before Quentin Burrell knocked him out of bounds.

Fitzpatrick's 43-yard field goal upped the lead to 23-17 with 2:51 left, more than enough time for Peterson to direct the game-winning drive.

Larry Lester had eight catches for 111 yards for Boston College.

The Eagles narrowed Notre Dame's lead in what has become a heated rivalry to 9-7.



**The Last Meeting in Boston  
Boston College 27, Notre Dame 25  
Oct. 25, 2003**

**BOSTON** - At least Boston College didn't ruin Notre Dame's season this time. The Irish took care of that themselves, long before they came to Chestnut Hill.

A year after spoiling Notre Dame's hopes for a national championship, BC won 27-25 on a last-minute field goal Saturday to severely damage Notre Dame's hopes of making any bowl at all. The Eagles fell behind after blowing an 18-point lead but won when Sandro Sciortino kicked a 26-yarder with 38 seconds left.

"I told the team that everything was excused right now," BC coach Tom O'Brien said. "They've beaten Notre Dame four times in five years and three years in a row. It's a tremendous accomplishment.

"If you coach or play at Boston College, you have to beat Notre Dame. That's one thing you have to get done. It's a powerful, powerful win for this team."

The Eagles (5-3) led 24-6 before Notre Dame (2-5) rallied and took the lead when Nate Schiccato blocked a punt and Carlos Campbell ran it 25 yards for a touchdown with 3:34 left.

"I thought it was over there, with momentum on our side," Schiccato said. "All we were going to need to do was play defense."

But Will Blackmon ran the kickoff back 42 yards to almost midfield, and Quinton Porter marched the BC to the 8 for Sciortino's chip shot.

"Too little, too late," Notre Dame coach Tyrone Willingham said. "We did some great things, but we were behind the 8-ball. Once you have a lead, you've got to find a way to hold onto it. We didn't make enough good plays to stop them. It started with the kickoff return."

It's the first time in the rivalry between the nation's only Division I-A football-playing Catholic universities that BC has won three in a row. Last year, the Eagles won 14-7 in South Bend to send the then-unbeaten and fourth-ranked Irish into a slump from which they have yet to recover.

Notre Dame has lost eight of 12 games since then. With No. 6 Florida State next, the Irish are in danger of falling out of bowl contention.

"It stinks, man, losing five games," Notre Dame running back Julius Jones said. "I think everybody's got to motivate themselves."

Porter completed 13 of 25 passes for 199 yards, and he also ran 16 times for a career-high 41 yards and a touchdown. Derrick Knight, the nation's leading rusher, ran for just 43 yards on 23 carries after sitting out about a quarter with a leg injury, but Horace Dodd filled in with 64 yards and a touchdown on 12 carries.

Brady Quinn was 23-for-39 for 350 yards with two touchdowns and two interceptions for Notre Dame. Jones managed just 40 yards on 15 carries, but he broke Tim Brown's school record for career return yards on the opening kickoff.

On the next play, Quinn hit Maurice Stovall with a 51-yard pass that put the ball on the BC 27. But the Irish were forced to settle for a field goal that made it 3-0.

Late in the first, Knight apparently twisted his ankle after he was forced out of bounds and came out of the game until the second quarter. But Dodd replaced him and ran for 5 and 9 yards to set up Porter's 26-yard touchdown pass to David Kashetta that gave the Eagles a 7-3 lead.

Notre Dame was forced to punt on its next possession, and Nathaniel Hasselbeck ran the kick back 43 yards to the Irish 39. With the ball on the 30, Dodd ran 2 yards on a fourth-and-1, then broke free for 24 yards before scoring from the 4 to give BC a 14-3 lead.

After the teams traded field goals, Quinn was stopped on third-and-1 for no gain and Jared Clark was stopped on fourth down, giving BC the ball at the Irish 44. On a fourth-and-7 with 4:30 left in the third, Grant Adams pulled in Porter's pass with his fingertips and took it 28 yards to the 3.

Two plays later, Porter scrambled for a touchdown, diving for the pylon to give the Eagles a 24-6 lead.

The Irish made it 24-12 when Quinn hit Omar Jenkins with a 10-yard TD pass just before the end of the third period. But when they went for 2 - a key decision, it turned out - Quinn's pass fell incomplete.

Notre Dame closed the gap when BC punter Jeff Gomulinski took a bad snap and tried to run with it, but failed to make a first down. Notre Dame took over on the BC 23 with 12:50 left, and on the next play, Stovall outjumped a defender at the goal line to make it 24-19.

**Scoring  
Summary**

	<b>1</b>	<b>2</b>	<b>3</b>	<b>4</b>	<b>F</b>	
Notre Dame	3	3	6	13	--	25 Record: (2-5)
Boston College	7	7	10	3	--	27 Record: (5-3)

**First Quarter**

12:29 ND D.J. Fitzpatrick 38 yd field goal, 5-58 2:31  
0:21 BC David Kashetta 26 yd pass from Quinton Porter (Sandro Sciortino kick), 7-63 2:22

**Second Quarter**

11:21 BC Horace Dodd 4 yd run (Sandro Sciortino kick), 6-39 1:54  
6:34 ND D.J. Fitzpatrick 27 yd field goal, 11-56 4:47

**Third Quarter**

9:12 BC Sandro Sciortino 30 yd field goal, 8-35 3:06  
3:27 BC Quinton Porter 1 yd run (Sandro Sciortino kick), 8-44 3:23  
0:03 ND Omar Jenkins 10 yd pass from Brady Quinn (Brady Quinn pass failed), 10-78 3:24

**Fourth Quarter**

12:42 ND Maurice Stovall 23 yd pass from Brady Quinn (D.J. Fitzpatrick kick), 1-23 0:08  
3:34 ND Carlos Campbell 25 yd blocked punt return (Julius Jones rush failed)  
0:38 BC Sandro Sciortino 26 yd field goal, 10-43 2:56

**Team Statistics**

	<b>ND</b>	<b>BC</b>
FIRST DOWNS	20	18
RUSHES-YARDS (NET)	34-47	53-147
PASSING YDS (NET)	350	199
Passes Att-Comp-Int	39-23-2	25-13-0
TOTAL OFFENSE PLAYS-YARDS	73-397	78-346
Fumble Returns-Yards	0-0	0-0
Punt Returns-Yards	3-59	1-43
Kickoff Returns-Yards	3-68	4-102
Interception Returns-Yards	0-0	2-8
Punts (Number-Avg)	5-33.0	6-32.7
Fumbles-Lost	1-0	2-1
Penalties-Yards	2-20	6-40
Possession Time	28:23	31:37
Third-Down Conversions	3 of 16	7 of 18
Fourth-Down Conversions	3 of 4	2 of 3
Red-Zone Scores-Chances	3-3	4-4
Sacks By: Number-Yards	3-12	0-0

**RUSHING:** Notre Dame-Julius Jones 15-40; Ryan Grant 10-28; Rashon Powers-Neal 1-3; Jared Clark 1-0; Team 1-0; Brady Quinn 6-minus 24. Boston College-Horace Dodd 12-64; Derrick Knight 23-43; Quinton Porter 16-41; Larry Lester 1-6; Team 1-minus 7.

**PASSING:** Notre Dame-Brady Quinn 23-39-2-350. Boston College-Quinton Porter 13-25-0-199.

**RECEIVING:** Notre Dame-Rhema McKnight 4-121; Anthony Fasano 4-48; Omar Jenkins 4-35; Maurice Stovall 3-80; Schmidt 2-16; Julius Jones 2-10; Rashon Powers-Neal 1-15; Carlyle Holiday 1-10; Jared Clark 1-9; Ryan Grant 1-6. Boston College-Grant Adams 4-103; Derrick Knight 3-23; David Kashetta 2-41; Greg Toal 2-2; Sean Ryan 1-25; Larry Laster 1-5.

**INTERCEPTIONS:** Notre Dame-None. Boston College-Josh Ott 1-5; Ryan Gasper 1-3.

**FUMBLES:** Notre Dame-Brady Quinn 1-0. Boston College-Patrick McShane 1-0; Sean Ryan 1-1.

**SACKS (UA-A):** Notre Dame-Greg Pauly 1-0; Kyle Budinscak 1-0; Courtney Watson 1-0. Boston College-None.

**TACKLES (UA-A):** Notre Dame-Watson 12-1; Curry 11-0; Burrell 6-0; Hoyte 5-1; Pauly 4-0; Bolen 2-2; Duff 3-0; Clark 2-0; Hilliard 2-0; Campbell 2-0; Tuck 2-0; Abiamiri 2-0; Budinscak 2-0; Fitzpatrick 2-0; Ellick 1-0; Jackson 1-0; Beidatsch 1-0; Collins 1-0; Mays 1-0; Richardson 1-0; Bible 1-0. Boston College-Gasper 5-1; Henderson 5-1; Flores 4-2; Blackmon 4-1; Williams 4-0; Shean 4-0; Ott 3-1; Kiwanuka 3-0; Martin 3-0; Zepp 2-0; Bulman 2-0; Stancil 1-1; Hasselback 1-0; Lester 1-0; Washington 1-0; Goodwin 1-0; Sele 1-0; Brown 1-0; McShane 0-1.

**Scoring Summary**

	<u>1</u>	<u>2</u>	<u>3</u>	<u>4</u>	<u>F</u>	
Boston College	6	8	0	0	--	14 Record: (5-3)
Notre Dame	0	0	0	7	--	7 Record: (8-1)

**First Quarter**

2:39 BC Derrick Knight 3 yd run (Sand Sciortino kick failed), 6-38 1:54

**Second Quarter**

4:03 BC Josh Ott 71 yd interception return (Sean Ryan pass from Brian St. Pierre)

**Fourth Quarter**

2:25 ND Maurice Stovall 20 yd pass from Carlyle Holiday (Nicholas Setta kick), 8-69 1:21

<b>Team Statistics</b>	<b>BC</b>	<b>ND</b>
FIRST DOWNS	9	22
RUSHES-YARDS (NET)	33-107	44-122
PASSING YDS (NET)	77	235
Passes Att-Comp-Int	20-9-1	40-20-2
TOTAL OFFENSE PLAYS-YARDS	53-184	84-357
Fumble Returns-Yards	0-0	0-0
Punt Returns-Yards	1-1	7-43
Kickoff Returns-Yards	2-40	1-17
Interception Returns-Yards	2-71	1-0
Punts (Number-Avg)	10-35.3	4-40.0
Fumbles-Lost	0-0	7-3
Penalties-Yards	6-61	7-58
Possession Time	26:02	33:58
Third-Down Conversions	4 of 14	8 of 18
Fourth-Down Conversions	0 of 0	1 of 4
Red-Zone Scores-Chances	1-1	1-6
Sacks By: Number-Yards	2-11	4-25

**INDIVIDUAL LEADERS**

**RUSHING:** Boston College-Derrick Knight 26-129; Team 1-minus 1; Brian St. Pierre 6-minus 21. Notre Dame-Ryan Grant 27-107; Marcus Wilson 5-15; Tom Lopienski 2-8; Carlyle Holiday 9-4; David Miller 1-minus 12.

**PASSING:** Boston College-Brian St. Pierre 9-20-1-77. Notre Dame-Carlyle Holiday 16-32-0-198; Pat Dillingham 4-8-2-37.

**RECEIVING:** Boston College-Derrick Knight 3-19; Keith Hemmings 2-34; Sean Ryan 2-12; Jamal Burke 1-8; Greg Toal 1-4. Notre Dame-Arnaz Battle 6-86; Omar Jenkins 4-34; Maurice Stovall 3-33; Gary Godsey 3-32; Rhema McKnight 2-37; Carlos Campbell 1-12; Marcus Wilson 1-1.

**INTERCEPTIONS:** Boston College-Josh Ott 1-71; Patrick McShane 1-0. Notre Dame-Gerome Sapp 1-0.

**FUMBLES:** Boston College-None. Notre Dame-Carlyle Holiday 3-1; Marcus Wilson 2-1; Ryan Grant 2-1.

**SACKS (UA-A):** Boston College-Vinny Ciurciu 1-0; Derrick Rossy 1-0. Notre Dame-Derek Curry 1-0; Kyle Budinscak 1-0; Ryan Roberts 1-0; Dwight Campbell 1-0.

**TACKLES (UA-A):** Boston College-Ciurciu 10-3; Ott 8-4; Bessette 6-2; Lester 6-2; Parent 4-4; White 5-1; Flores 2-3; Bulman 3-1; Kiwanuka 3-0; Blackmon 3-0; Ryan 2-1; Rossy 1-2; Martin 2-0; Cook 2-0; Mettling 1-1; Unis 1-0; Dykes 1-0; Brochu 1-0; Henderson 0-1; Stancil 0-1; Toal 0-1. Notre Dame-Earl 4-3; Sapp 4-3; Watson 6-0; Walton 4-1; Campbell 3-1; Roberts 3-1; Hoyte 3-0; Pierre-Antoine 2-1; Curry 2-0; Duff 2-0; Tuck 2-0; DeBolt 1-0; Goolsby 1-0; Budinscak 1-0; Jackson 1-0; Pauly 1-0; Stovall 0-1; Clark 0-1.

**Only Meetings With Team Ranked In Top 5  
Boston College 14, #4 Notre Dame 7  
Nov. 2, 2002**

**NOTRE DAME, Ind. (AP)** - Josh Ott returned an interception 71 yards for a touchdown, and Boston College produced one of the biggest upsets of the season by defeating the fourth-ranked Fighting Irish 14-7.

Notre Dame (8-1) entered the game confident it had returned to its glory years after a big win at Florida State last week. But the Irish gave the ball away all day, and the Eagles (5-3) gladly took advantage, scoring both touchdowns courtesy of first-half turnovers.

The bitter loss conjured memories of the 1993 season, when unbeaten Notre Dame defeated Florida State and became No. 1, then lost the next week to Boston College in the final game of the regular season.

The Fighting Irish were off to their best season since '93 before running into the Eagles, who ended a 23-game regular-season losing streak against Top 25 teams. It was BC's first win over a top 10 team since beating a No. 8 Notre Dame in 1994.

While Notre Dame was all but eliminated from national title contention, the Fighting Irish can likely earn a berth in a BCS bowl game if they close out the season with wins over Navy and Rutgers and USC.

Derrick Knight, who finished with 129 yards, ran 3 yards for a first-quarter touchdown five plays after Ott recovered a fumble by tailback Ryan Grant.

The clincher came when Irish backup Pat Dillingham threw a shovel pass right to Ott, who caught the ball in stride and ran untouched for the score with 4:03 left in the first half.

Notre Dame, with an offense ranked 109th of 117 I-A teams, finally scored with 2:25 left when Carlyle Holiday threw a 20-yard TD pass to Maurice Stovall.

The Irish did not try an onside kick but got the ball back at their 24 with 12 seconds remaining. After a holding penalty knocked eight seconds off the clock, Holiday's final desperation pass was batted down at the BC 37 as the Eagles rushed the field and celebrated.

The loss was the first under new coach Tyrone Willingham, who fell a win short of matching former coaches Ara Parseghian and Jesse Harper for the most consecutive wins to open a career at Notre Dame.

Notre Dame came out in green jerseys, the first time the Irish wore the color at home since Oct. 26, 1985. That's when Notre Dame changed from blue to green jerseys at halftime of a 37-3 win over USC. The Irish lost the last time they wore green - 35-28 to Georgia Tech in the 1999 Gator Bowl.

Trailing 14-0 at the half, Notre Dame fumbled away two scoring chances early in the third quarter. One drive ended at the BC 11 when Marcus Wilson fumbled and Eagles defensive tackle Tim Bulman recovered. But Boston College gave the ball back when Gerome Sapp intercepted a pass by Brian St. Pierre. Two plays later, Grant fumbled again, and Bulman recovered again at the BC 22.

Dillingham replaced an ineffective Holiday in the second quarter. But the sophomore, who led the Irish to two wins earlier this season when he replaced an injured Holiday, was not up to the task. He threw two interceptions, and Holiday came in for the second half.

A Notre Dame Stadium record crowd of 80,935 showed up on a sunny but chilly day. Most expected the Irish to put away the Eagles, then go into USC unbeaten on Nov. 30, with a chance to make it to the Fiesta Bowl on Jan. 3.

But the Irish, who were among the nation's leaders in turnover margin, had five turnovers; they lost three of seven fumbles to go with the two interceptions.

Boston College took a 6-0 lead with 2:39 left in the first period. Holiday was unable to stick the ball in Grant's belly, and Ott pounced on the loose ball at the Irish 38. Knight set up his TD run with a 22-yard dash. The extra-point kick was wide left.

When the Irish took possession 3:51 into the third quarter, Holiday was out and Dillingham in. On his second series, he made the biggest mistake of the game.

With Notre Dame facing third-and-6 at the BC 14, Dillingham dropped back to pass, but the Eagles put on a ferocious rush. The quarterback sidestepped one defender, then inexplicably tried to throw the ball away with a shovel pass. But Ott caught it and ran for the TD with 4:03 left in the half. Brian St. Pierre threw to Sean Ryan for the 2-point conversion, and the Eagles led 14-0.

**Only Meetings With Team Ranked In Top 5  
#16 Boston College 41, #1 Notre Dame 39  
Nov. 20, 1993**

**NOTRE DAME, Ind. (South Bend Tribune)** - No excuses. No alibis.

No national championship?

With one swing of his left leg Saturday, Boston College kicker David Gordon ruined what could have been one of the greatest comebacks in Notre Dame history as well as an Irish claim to the No. 1 ranking in the country.

Boston College 41, Notre Dame 39.

Scoring 22 points in the final 11 minutes of the game turned a potential Boston College rout into a frenzied finish for the Irish. Ironically, that wild finish came one minute and nine seconds too soon.

Notre Dame's defense, which had failed regularly, was given one last chance to redeem itself. The 8-2 Eagles had the ball on their own 25-yard line - thanks to a 15-yard personal foul on the Irish after pinning B.C. on its own 10 on the kickoff - with about a minute to play.

Boston College quarterback Glenn Foley completed four passes in a drive to the Irish 24. The march was helped by a dropped interception by Irish linebacker Pete Berich. A 24-yard pass to tight end Pete Mitchell was crucial and a 9-yard connection with Stephen Boyd got the ball to the middle of the field and set up the winning boot from 41 yards.

Gordon's kick had plenty of distance and was close to perfect as time ran out on Notre Dame's short stay at No. 1.

Besides stunning the Irish faithful, the Boston College victory threw Notre Dame's postseason bowl plans into disarray. So many options exist that nothing can be ruled out. At 10-1, the Irish no longer control their own destiny in the drive for a national title. Their fate rests in the hands of the poll voters and the Bowl Coalition.

"I want to compliment Boston College," Irish coach Lou Holtz said. "They played a tremendous game. The loss is very devastating. We hurt, but it is all part of life and you learn to handle it. It's not the end of the world. You have to handle it the right way."

Boston College accumulated 477 yards in total offense, gaining ground against the Irish like no other team this season. With 162 yards rushing, Boston College was the first team since Michigan to rush for more than 100 yards against Notre Dame.

The Eagles won the war of the trenches. Foley was barely disturbed and was never sacked all day. He was 30-48 for 315 yards and four touchdowns.

"Protection was the key. Notre Dame's defense is pretty good. We were fortunate to get some opportunities."

Foley showed his mettle in the fourth quarter. While Notre Dame was in the midst of its fourth-quarter rampage, the fifth-year senior fumbled twice - one was recovered by Jim Flanigan of the Irish and the other Foley fell on, but it ended a Boston College drive.

Both times, the Irish responded by going the distance. After the Flanigan recovery, tailback Lee Becton - who rushed for 122 yards and surpassed the 1,000-yard season mark - ran 41 yards to key a 67-yard drive that ended with a 4-yard TD run by fullback Ray Zellars and a 38-32 Boston College lead.

Foley's second fumble led to a punt that put the Irish on their own 34. A 46-yard pass from Kevin McDougal to Derrick Mayes put the ball on the Eagle 20. An 11-yard run by Zellars made it first-and-goal at the 9. Notre Dame ran three plays and faced a fourth-and-4. McDougal found Lake Dawson crossing over the middle of the end zone to tie the game. Kevin Pendergast's PAT made it 39-38 Irish.

Foley didn't wilt and brought his club back.

Boston College's 10-0 lead after one quarter put the Irish in a huge hole. Stephen Boyd blocked Pendergast's 47-yard first quarter field goal and returned it to the Irish 15. Four plays later, Gordon booted a 28-yarder for a 3-0 lead.

It went to 10-0 when the Irish were stopped on downs in Boston College territory and Foley went to the air. He completed five passes for 57 yards, the pay-off a 4-yard hookup with Ivan Boyd.

The gap was narrowed to 10-7 when McDougal hit Zellars on a 39-yard TD pass early in the second quarter. Foley answered on the next series when he and Ivan Boyd connected again for the 36-yard scoring play.

The offensive fireworks continued. Notre Dame went 74 yards on 11 plays with Jeff Burris cutting the Eagle lead to 17-14 with a 1-yard run. One last Boston College drive before halftime consumed more than five minutes and ended with Foley hitting Mitchell from three yards out for a 24-14 tally. A 14-yard end around by Tony Ransome showed off a little Boston College razzle dazzle.

Boston College appeared to deal the Irish a devastating blow when the Eagles scored first in the third quarter. An 18-yard sack by Ted Page buried Notre Dame on its own 13. A short punt gave the Eagles the ball on the Notre Dame 39. Darnell Campbell, who rushed for 115 yards on 24 carries, barreled through the Irish for a 21-yard TD and a 31-14 lead.

A 29-yard Pendergast field goal made it 31-17 heading into the wild fourth quarter. Mitchell started the fourth quarter with a 1-yard TD pass from Foley, but the stage was set for Notre Dame.

**Scoring  
Summary**

	<b>1</b>	<b>2</b>	<b>3</b>	<b>4</b>	<b>F</b>
Boston College	10	14	7	10	-- 41
Notre Dame	0	14	3	22	-- 39

**First Quarter**

8:02 BC David Gordon 28 yd field goal, 5-4 1:18

3:37 BC Ivan Boyd 4 yd pass from Glenn Foley (David Gordon kick), 9-61 2:11

**Second Quarter**

11:58 ND Ray Zellars 39 yd pass from Kevin McDougal (Kevin Pendergast kick), 5-69 2:12

10:26 BC Ivan Boyd 36 yd pass from Glenn Foley (David Gordon kick), 4-64 1:32

5:52 ND Jeff Burris 1 yd run (Kevin Pendergast kick), 11-74 4:34

0:21 BC Pete Mitchell 3 yd pass from Glenn Foley (David Gordon kick), 14-65 5:31

**Third Quarter**

11:24 BC Darnell Campbell 21 yd run (David Gordon kick), 4-39 1:26

3:20 ND Kevin Pendergast 29 yd field goal, 14-66 6:02

**Fourth Quarter**

11:13 BC Pete Mitchell 1 yd pass from Glen Foley (David Gordon kick), 9-44 4:10

10:12 ND Lee Becton 29 yd run (Kevin McDougal pass from Lee Becton), 3-57 1:01

4:02 ND Ray Zellars 4 yd run (Kevin Pendergast kick), 6-67 1:27

1:09 ND Lake Dawson 4 yd pass from Kevin McDougal (Kevin Pendergast kick), 6-66 1:42

0:00 BC David Gordon 41 yd field goal, 8-51 1:09

**Team Statistics**

	<b>BC</b>	<b>ND</b>
First Downs	28	22
Rushing	9	11
Passing	17	10
Penalty	2	1
Rushing Attempts	39	40
Yards Rushing	171	211
Yards Lost Rushing	9	45
Net Yards Rushing	162	166
Net Yards Passing	315	261
Passes Attempted	48	29
Passes Completed	30	18
Had Intercepted	0	1
Total Offensive Plays	87	69
Total Net Yards	477	427
Average Gain Per Play	5.5	6.2
Fumbles: Number-Lost	3-1	0-0
Penalties: Number-Yards	5-44	4-33
Interceptions: Number-Yards	1-0	0-0
Number of Punts-Yards	2-91	2-61
Average Per Punt	45.5	30.5
Punt Returns: Number-Yards	1-2	1-11
Kickoff Returns: Number-Yards	6-84	4-57
Third Down Conversions	10-18	3-12

**NOTING THE UCLA GAME**

- The following Notre Dame players extended streaks for consecutive starts: senior ILB **Maurice Crum, Jr.** (31), senior DE **Trevor Laws** (31), senior C **John Sullivan** (18), sophomore OT **Sam Young** (18), senior CB **Terrail Lambert** (15) and senior SS **Tom Zbikowski** (12).
- Wide receiver **Golden Tate** (joining quarterback Jimmy Clausen, running back Armando Allen and outside linebacker Kerry Neal) became the fourth freshmen to start a game for the Irish this season.
- With Tate's start and sophomore tight end Will Yeatman, Notre Dame has already had 20 (10 on defense, 10 on offense) different players register their first career starts this season.
- The Irish continued to struggle on third down in the opening half. Notre Dame was just 1-of-8 and averaged just 0.7 yards per third down play. Meanwhile, UCLA was 4-of-10 on third down and averaged 2.3 yards per third down play.
- UCLA's 49-yard field goal from Kai Forbath was the longest by a Notre Dame opponent since Josh Cummings of Pittsburgh knocked a 49-yarder on Sept. 3, 2005.
- Notre Dame limited the UCLA passing game to 193 yards in the air. The Irish are allowing only 153.7 yards per game in the air — more than 50 fewer yards per game when compared to the 2006 season (203.4 passing yds allowed) and over 100 fewer yards when compared to the 2005 season. The 153.7 yards passing per game would rank as the best for a Notre Dame defense since 1980 (when the Irish limited their opponents to 103.0 ypg passing). The Irish allowed 203.4, 264.6 and 281.2 ('04) yards passing in the past three seasons.
- The Irish passing defense also has limited the following opposing quarterbacks to a combined completion percentage of 46.7% (57-of-122).

Name, School	Comp.-Att.	Comp. %
Taylor Bennett, Georgia Tech	11-of-23	.478
Anthony Morelli, Penn State	12-of-22	.545
Ryan Mallett, Michigan	7-of-15	.467
Brian Hoyer, Michigan State	11-of-24	.458
Ben Olsen, UCLA	4-of-10	.400
McLeod Bethel-Thompson, UCLA	12-of-28	.429

- Notre Dame scored 17 points in the third quarter. It was the most points in a quarter for the Irish this season and most since Notre Dame scored 20 points in the second quarter against Army on Nov. 18, 2006.
- The Irish forced three turnovers in the third quarter alone. It was the most turnovers forced by the Irish in a single quarter since Notre Dame forced three against Michigan State on Sept. 23, 2006.
- The Irish forced a total of seven UCLA turnovers. It was the most turnovers forced by a Notre Dame defense since Purdue had eight turnovers against the Irish on Sept. 30, 1989.
- Notre Dame turned those seven turnovers into 17 points -- the most points off turnovers in a single game since Penn State on Sept. 8, 2006 (Notre Dame also had 17 points off turnovers).
- Notre Dame held UCLA without an offensive touchdown. It marked the first game the Irish held their opponent without an offensive touchdown since a 38-3 victory over Washington (Sept. 25, 2004).
- The Irish blanked UCLA in the second half. Notre Dame had not held an opponent scoreless over an entire half since Navy on Oct. 28, 2006.
- Notre Dame totaled five sacks. It was the most sacks for the Irish since Stanford on Oct. 7, 2006.
- The Irish limited the Bruins to just 29 yards rushing on 15 carries in the second half. UCLA had 60 yards rushing on 22 carries in the first half.
- Senior punter **Geoff Price** regained the starting punting duties. Price punted nine times for 363 yards (an average of 40.3 per kick). He pinned the Bruins three times inside their 20-yard line.
- Sophomore inside linebacker **Toryan Smith** made his second career start for the Irish. Smith finished the night with three tackles.
- Freshman outside linebacker **Kerry Neal** made his second career start for Notre Dame. Neal picked up his first career fumble recovery to set up the Irish first quarter field goal. He ended the evening with three tackles and a pass break-up.
- Senior defensive back **Ambrose Wooden** registered his 17th career start for the Irish. Wooden had a season-high six tackles.
- Sophomore running back **James Aldridge** picked up his first career reception on the game's opening drive. Aldridge rushed a career-best 22 times for 52 yards (including a long-run of nine yards).
- Freshman running back and kick returner **Armando Allen** returned a

**Notre Dame Meetings  
With Top Five Opponents**

Date	Opponent	Rank	Result	Date	Opponent	Rank	Result	Date	Opponent	Rank	Result
Nov. 21, 1936	Northwestern	1	W, 26-6	Dec. 1, 1962	USC	1	L, 0-25	Oct. 4, 1986	Alabama	2	L, 10-28
Oct. 30, 1937	Minnesota	4	W, 7-6	Nov. 2, 1963	Navy	4	L, 14-35	Nov. 15, 1986	Penn State	3	L, 19-24
Nov. 6, 1937	Pittsburgh	3	L, 6-21	Nov. 16, 1963	Michigan State	4	L, 7-12	Nov. 28, 1987	Miami	2	L, 0-24
Nov. 25, 1939	USC	4	L, 12-20	Nov. 20, 1965	Michigan State	1	L, 3-12	Oct. 15, 1988	Miami (FL)	1	W, 31-30
Oct. 24, 1942	Illinois	5	W, 21-14	Nov. 19, 1966	Michigan State	2	T, 10-10	Nov. 26, 1988	USC	2	W, 27-10
Oct. 9, 1943	Michigan	2	W, 35-12	Oct. 14, 1967	USC	1	L, 7-24	Jan. 2, 1989	West Virginia	3	W, 34-21
Oct. 30, 1943	Navy	3	W, 33-6	Sept. 21, 1968	Oklahoma	5	W, 45-21	Sept. 16, 1989	Michigan	2	W, 24-19
Nov. 6, 1943	Army	3	W, 26-0	Sept. 28, 1968	Purdue	1	L, 22-37	Sept. 15, 1990	Michigan	4	W, 28-24
Nov. 20, 1943	Iowa Pre-Flight	2	W, 14-13	Nov. 30, 1968	USC	2	T, 21-21	Oct. 20, 1990	Miami (FL)	2	W, 29-20
Dec. 6, 1943	USC	3	W, 38-7	Oct. 18, 1969	USC	3	T, 14-14	Jan. 1, 1991	Colorado	1	L, 9-10
Nov. 11, 1944	Army	1	L, 0-59	Jan. 1, 1970	Texas	1	L, 17-21	Sept. 14, 1991	Michigan	3	L, 14-24
Nov. 3, 1945	Navy	3	T, 6-6	Jan. 1, 1971	Texas	1	W, 24-11	Jan. 1, 1992	Florida	3	W, 39-28
Nov. 10, 1945	Army	1	L, 0-48	Dec. 2, 1972	USC	1	L, 23-45	Jan. 1, 1993	Texas A&M	4	W, 28-3
Nov. 9, 1946	Army	1	T, 0-0	Oct. 27, 1973	USC	6	W, 23-14	Sept. 11, 1993	Michigan	3	W, 27-23
Oct. 15, 1949	Tulane	4	W, 46-7	Dec. 31, 1973	Alabama	1	W, 24-23	Nov. 13, 1993	Florida State	1	W, 31-24
Nov. 10, 1951	Michigan State	5	L, 0-35	Jan. 1, 1975	Alabama	2	W, 13-11	Jan. 2, 1994	Colorado	4	L, 24-41
Oct. 4, 1952	Texas	5	W, 14-3	Oct. 25, 1975	USC	3	L, 17-24	Oct. 21, 1995	USC	5	W, 38-10
Nov. 8, 1952	Oklahoma	4	W, 27-21	Nov. 27, 1976	USC	3	L, 13-17	Sept. 28, 1996	Ohio State	4	L, 16-29
Nov. 15, 1952	Michigan State	1	L, 3-21	Oct. 22, 1977	USC	5	W, 49-19	Sept. 5, 1998	Michigan	5	W, 36-20
Nov. 29, 1952	USC	2	W, 9-0	Jan. 2, 1978	Texas	1	W, 38-10	Nov. 6, 1999	Tennessee	4	L, 14-38
Oct. 24, 1953	Georgia Tech	4	W, 27-14	Sept. 23, 1978	Michigan	5	L, 14-28	Sept. 9, 2000	Nebraska	1	L, 24-27
Sept. 25, 1954	Texas	4	W, 21-0	Nov. 25, 1978	USC	3	L, 25-27	Jan. 1, 2001	Oregon State	5	L, 9-41
Oct. 29, 1955	Navy	4	W, 21-7	Sept. 15, 1979	Michigan	6	W, 12-10	Sept. 8, 2001	Nebraska	5	L, 10-27
Oct. 20, 1956	Michigan State	2	L, 14-47	Oct. 20, 1979	USC	4	L, 23-42	Sept. 13, 2003	Michigan	5	L, 0-38
Oct. 27, 1956	Oklahoma	1	L, 0-40	Jan. 1, 1980	Georgia	1	L, 10-17	Oct. 18, 2003	USC	5	L, 14-45
Nov. 24, 1956	Iowa	3	L, 8-48	Nov. 15, 1980	Alabama	5	W, 7-0	Nov. 1, 2003	Florida State	5	L, 0-37
Nov. 9, 1957	Michigan State	4	L, 6-34	Oct. 15, 1981	USC	5	L, 7-14	Nov. 27, 2004	USC	1	L, 10-41
Nov. 16, 1957	Oklahoma	2	W, 7-0	Nov. 6, 1982	Pittsburgh	1	W, 31-16	Sept. 7, 2005	Michigan	3	W, 17-10
Oct. 24, 1959	Northwestern	2	L, 24-30	Nov. 13, 1982	Penn State	5	L, 14-24	Oct. 15, 2005	USC	1	L, 31-34
Oct. 29, 1960	Navy	4	L, 7-14	Nov. 16, 1985	Penn State	1	L, 6-36	Jan. 2, 2006	Ohio State	4	L, 20-34
Oct. 21, 1961	Michigan State	1	L, 7-17	Nov. 30, 1985	Miami	4	L, 7-58	Nov. 25, 2006	USC	3	L, 24-44
Oct. 27, 1962	Northwestern	3	L, 6-35	Sept. 13, 1986	Michigan	3	L, 23-24	Jan. 3, 2007	LSU	4	L, 14-41

first quarter kickoff 31 yards. It was his second return of 30 or more yards in his career (he took a kickoff back 33 yards last week at Purdue). Allen added an 11-yard burst up the middle in the second quarter (equalling his career long rush). Allen finished the night with 95 all-purpose yards.

- Senior strong safety **Tom Zbikowski** recorded his second career sack and forced his third fumble of the season on the same play setting up the Irish field goal late in the first quarter. Zbikowski has now been involved in a total of 16 turnovers (seven forced fumbles, seven interceptions, two fumble recoveries) during his brilliant four-year career. The sack was his first since Nov. 5, 2005 against Tennessee. Zbikowski finished with five tackles.

- Senior defensive end **Trevor Laws** registered his second sack of the season and seventh of his career. Laws now has 13.5 tackles for loss. Laws also added six tackles and two pass break-ups.

- Senior tight end **John Carlson** had four receptions in the first half and finished with six for the game. Carlson, who had a then season-high five catches last week at Purdue, had managed just seven grabs over the first four games of the season.

- Senior inside linebacker **Maurice Crum, Jr.** recorded a forced fumble and fumble recovery on the same play midway through the third quarter. For Crum, it was his first forced fumble and fumble recovery of the season (first career fumble recovery and third forced fumble of career).

- Crum added another forced fumble and promptly scooped up the ball and raced 34-yards for a touchdown. The TD was Crum's first career score and was the first fumble return for touchdown since Tom Zbikowski against Penn State on Sept. 9, 2006.

- Crum became the first Notre Dame player to ever record a pair of forced fumbles and add two fumble recoveries in the same game. He also became the third Irish player to ever record two fumble recoveries in the same game. He joined Ray Herring (vs. Michigan on Sept. 15, 2007) and Tony Driver (vs. Navy on Oct. 14, 2000).

- Crum added his second career interception (first of the season) in the fourth quarter. Crum is the first Irish player to force three turnovers (two fumbles, one interception) in a single-game since Shane Walton had three (all interceptions) against Maryland on Aug. 31, 2002.

- Crum would add another interception late in the fourth quarter. He is the first Irish player ever to record four turnovers in a single game. Crum also recorded a team-high tying seven tackles.

- Junior free safety **David Bruton** registered his second career interception and returned it 17 yards to set up the go-ahead touchdown (Irish took a 13-6 lead). Bruton registered four tackles.

- Freshman quarterback **Jimmy Clausen** picked up his first career rushing touchdown late in the third quarter to give Notre Dame a 13-6 lead.

- Sophomore defensive back **Terrail Lambert** sealed the victory with his fourth career interception (first of the season) on a fourth down play from the Irish nine-yard line.

**2007 Notre Dame Football  
Media Information**

Interview requests and media access for the 2007 Notre Dame football team are administered by lead football contact Brian Hardin and assistant football contact Michael Bertsch.

**CONTACT INFORMATION**

Brian Hardin .....bhardin2@nd.edu	Michael Bertsch .....mbertscl@nd.edu
Office: (574) 631-9471	Office: (574) 631-8642
Cell: (574) 532-4134	Cell: (574) 532-4154

**NOTRE DAME FOOTBALL WEEKLY MEDIA INFORMATION**

Charlie Weis Teleconferences: Coach Weis will be available for two teleconferences each week of the season. (Media looking for the teleconference number should contact Brian Hardin)

**SUNDAY** - 12:30-1:15 p.m. ET (except for Sept. 9 and Oct. 7 when it will begin at 1:30 p.m.)

- Guglielmino Athletics Complex auditorium
- This teleconference will function as a look back at the previous Saturday's game.

**TUESDAY** - 12:00 noon-12:45 p.m. ET

- Guglielmino Athletics Complex auditorium
- This teleconference will function as a look ahead at the upcoming weekend's opponent and other football-related issues.
- Satellite coordinates: AMC 3-C, Transponder 14 (Available from 11:45 a.m. to 12:45 p.m.)

For accredited members of the media who want to attend the weekly press conference, contact Brian Hardin or Michael Bertsch for more information. The Guglielmino Athletics Complex is located on the east side of campus, behind the Joyce Center and the Rolfs Recreation Center and just north of Moose Krause Stadium.

The Guglielmino Athletics Complex auditorium can be accessed through "The Gug's" main entrance, which is located on the west side of the building (facing the Rolfs Recreation Center and main campus).

Both teleconferences will be broadcast live (audio) on www.und.com each week. A full transcript from each teleconference will be posted on www.und.com as soon as possible.

Weis' Sunday and Tuesday press conferences also will be broadcast live (video) on www.und.com and archived there for future use.

Notre Dame Captains Teleconferences: The five Irish captains will be available over two teleconferences each week of the season.

**WEDNESDAY** - 12:45 p.m. ET

- John Carlson, John Sullivan, Travis Thomas

**THURSDAY** - 1:00 p.m. ET

- Maurice Crum, Jr., Tom Zbikowski

**PLAYER/ASSISTANT COACH POST-PRACTICE INTERVIEWS**

Notre Dame player interviews are available on a rotating schedule during the week.

**Tuesday:** Available by request: Offensive players (not including Thomas, Carlson, Sullivan), Offensive Coaches.

**Wednesday:** Available by request: Defensive players (not including Zbikowski, Crum, Jr.), Defensive Coaches, Coach Weis.

**Thursday:** Available by request: Specialists, Special Teams Coaches, Coach Weis.

There is no interview availability for any player or coach on Monday and Friday of each game week.

**NOTE** - All requests for player and coordinator interviews should be sent to Brian Hardin. A detailed description of the subject matter for the interview needs to be included. Requests are due at 10:00 a.m. each day of practice. Freshmen are not available with the exception of the bye week.

**PRACTICE ACCESS & POST-PRACTICE INTERVIEW LOCATION**

The first 20 minutes of each practice (during the season) on Tuesday, Wednesday and Thursday are open to the media for viewing. This is generally from 5:10-5:30 p.m. ET.

Post-practice interviews will take place in the Guglielmino Athletics Complex auditorium. Enter through the MAIN ENTRANCE (facing west) and you will be directed to the auditorium.

**NOTRE DAME COACHES' RADIO SHOW**

The weekly show will be held at Macri's Deli in Mishawaka. The show will air live on U93 (92.9 FM) Mondays from 7:00 - 7:30 p.m. Jack Nolan will host the show along with former Irish player Reggie Brooks. Air dates: Sept. 3, 10, 17, 24; Oct. 1, 8, 15, 22; Nov. 5, 12, 19. The show is a cooperative venture between Notre Dame Sports Properties, the Notre Dame athletic department and Artistic Media Partners. The show can also be heard on www.und.com.

**INSIDE NOTRE DAME FOOTBALL WITH CHARLIE WEIS (TELEVISION SHOW)**

Taped on Sunday nights, Inside Notre Dame Football will feature a recap of the week's contest, Notre Dame player features and more. A list of affiliates can be found on www.und.com. The show can be seen locally Sunday evenings on WNDU-TV following the late local news. It will also re-air on WNDU-TV the following Saturday morning at 6:30 a.m. as well as 90 minutes prior to kickoff of Notre Dame home games.

**All Times Eastern**

**Notre Dame Football  
By The Numbers**

**.741** - Notre Dame's winning percentage, the second-highest in college football history.

**1** - Notre Dame is the only team, college or professional, to have all of its games broadcast nationally on the radio and is the only team to have all of its home games televised nationally (NBC).

**5** - College Football Hall of Fame Coaches - Jesse Harper, Knute Rockne, Frank Leahy, Ara Parseghian and Dan Devine.

**7** - Heisman Trophy Winners: Angelo Bertelli (1943), Johnny Lujack (1947), Leon Hart (1949), John Latner (1953), Paul Hornung (1956), John Huarte (1964) and Tim Brown (1987).

**10** - Alumni in the Pro Football Hall of Fame.

**11** - National Championships - since the AP poll began in 1936 (1943-46-47-49-66-73-77-88), the most of any other school. The Irish also earned consensus national titles in 1924, 1929 and 1930 prior to the AP rankings.

**12** - Unbeaten and untied seasons.

**21** - Seasons in which the team has been voted the national champion by at least one selector.

**28** - Bowl games in which the Irish have taken part.

**31** - Unanimous first-team All-Americans -- more than any other school.

**42** - College Football Hall of Fame Players.

**79** - Different consensus All-Americans -- more than any other school.

**99** - Percent graduation rate among football players who enter on scholarship and remain at least four years.

**101** - Out of 118 years in which Notre Dame has finished with a winning record.

**119** - Years of college football (including '07).

**170** - Consecutive games streak televised nationally or regionally by NBC, CBS, ABC or ESPN (ended Nov. 11, 2006 at Air Force).

**181** - Selections on All-America first teams.

**194** - Consecutive sellouts at Notre Dame Stadium.

**200+** - Stations that broadcast Notre Dame football via Westwood One.

**300** - Appearances by the Irish on network television -- more than any other school.

**822** - All-time victories, second all-time in college football.

• Freshman place kicker **Brandon Walker** kicked a pair of field goals. The 48-yard field goal for Walker was a career-long and also was the longest by an Irish player since D.J. Fitzpatrick against Michigan State on Sept. 17, 2005.

**HOW DO THEY STACK UP?**

Average weight of the offensive and defensive lines:  
 ND OL 301.8 lbs. vs. BC DL 271.3 lbs.  
 ND DL 284.3 lbs. vs. BC OL 291.2 lbs.

Average height of the receivers and the secondaries:  
 ND WR/TE 6' 1" vs. BC DB 5' 10 1/2"  
 ND DB 6' 0" vs. BC WR/TE 5' 11 1/3"

**IN FRONT OF A FULL HOUSE**

□ Notre Dame has played in front of sellout crowds in 197 of its previous 225 games, including 72 of its last 79 contests dating back to the Tostitos Fiesta Bowl at the end of the 2000 season (the 2001, 2003 and 2005 games at Stanford, the 2004 game vs. Navy at the Meadowlands, the 2005 game at Washington and the 2007 game at UCLA were not sellouts). At Michigan in 2003, the Irish and Wolverines attracted the largest crowd in NCAA history (111,726), marking the third time in the history of the series that an NCAA attendance record was set. Including last year's game at Georgia Tech, the Irish have been part of establishing a new stadium attendance record seven times since 2001. The list also includes: at Nebraska and Texas A&M in 2001, at Air Force and Florida State in 2002, home vs. Boston College in 2002, vs. Oregon State in the Insight Bowl in 2004 (the game set a Bank One Ballpark record for football configuration). Notre Dame and Michigan played before an over-capacity 111,386 at Michigan Stadium in September of 2005. At Purdue in '05, the Irish and Boilermakers played before 65,491 football fans, a Ross-Ade Stadium record (since the renovation of the facility in 2003). Penn State drew the second largest crowd in Beaver Stadium history for the meeting with the Irish earlier this season.

□ Notre Dame did not become the first school in NCAA history to ever play three regular season road games before crowds of 100,000. Both Penn State and Michigan exceeded that mark, but UCLA fell short.

**TEAM NOTES**

□ A total of 68 different players have seen action this fall for Notre Dame. Of those 68 players, 37 are either freshmen or sophomores. The Irish have played 11 true freshman through their first six games and four (**Jimmy Clausen, Armando Allen, Golden Tate and Kerry Neal**) have started.

□ Notre Dame has already had 20 (10 on defense, 10 on offense) different players register their first career starts this season. They include HB **Armando Allen**, QB **Jimmy Clausen**, DB **Raeshon McNeil**, WR **George West**, WR **Golden Tate**, FS **David Bruton**, HB **James Aldridge**, ILB **Toryan Smith**, OG **Dan Wenger**, ILB **Anthony Vernaglia**, OLB **Kerry Neal**, DE **Dwight Stephenson, Jr.**, OT **Paul Duncan**, OG **Matt Carufel**, OG **Mike Turkovich**, WR **Robby Parris**, TE **Will Yeatman**, OLB **John Ryan**, DE **Derrell Hand** and NT **Pat Kuntz**. The Irish have also used freshman place kicker **Brandon Walker** and sophomore punter **Eric Maust**.

□ With freshmen **Jimmy Clausen** (#7) and **Armando Allen** (#5) each starting against Penn State, it marked the first time since freshmen were made eligible in 1972 that Notre Dame started rookies at both quarterback and tailback.

□ Notre Dame played nine freshmen in the season-opening loss to Georgia Tech. It was tied for the fourth most freshmen to take the field in a season-opener since 1972.

□ The Irish returned just five senior lettermen and eight junior lettermen. Of those 13 upper-classmen, only six had ever started a game for Notre Dame prior to this season.

□ Notre Dame returned just 30 letterwinners to the 2007 team. The total is the third lowest (or 117th) in the nation.

□ The Irish lost 28 lettermen from the 2006 team that finished 10-3 and earned a spot in the Allstate Sugar Bowl. The total is tied for the fifth most in the country.

**YOUTH ON SERVE**

Notre Dame used a total of 61 players in the season opener against Georgia Tech. An incredible 31 of those players were either freshmen or sophomores, including five that started. Just over 50% of the players on the field were in their first or second year with the Irish. On the other hand, Georgia Tech started just one freshmen or sophomore and played only 19 first or second year players.

The 31 freshmen and sophomores playing in a season opener stands as the most in Irish history. The previous high for first and second year players in a Notre Dame season opener came during the 1983 and 1989 seasons (29).

Opponent, Date	Fr./So. Played
Georgia Tech, 2007.....	31
Virginia, 1989 .....	29
Purdue, 1983 .....	29
Purdue, 1984 .....	23
Maryland, 2002 .....	23
Indiana, 1991 .....	22

Kansas, 1999 .....	22
Purdue, 1980 .....	21
Michigan, 1987 .....	21
Northwestern, 1992 .....	21

**NEWCOMERS THROWN INTO ACTION**

In the season opening loss against Georgia Tech, nine members of the 2007 signing class saw their first action. **Armando Allen** (Fr., HB), **Jimmy Clausen** (Fr., QB), **Robert Hughes** (Fr., HB), **Duval Kamara** (Fr., WR), **Kerry Neal** (Fr., LB), **Matt Romine** (Fr., OT), **Golden Tate** (Fr., KR), **Brandon Walker** (Fr., PK) and **Ian Williams** (Fr., NT) each played in their first season with the Irish. In addition to those nine players from the 2007 signing class making their Notre Dame debuts versus Georgia Tech, the following players saw action in an Irish uniform for the first time: **Thomas Bemenderfer** (Jr., OC), **Dan Wenger** (So., OG), **Demetrius Jones** (So., QB), **Leonard Gordan** (So., DS/DC), **Luke Schmidt** (So., FB), **Paddy Mullen** (So., DT) and **Kallen Wade** (So., DE). In all, 16 of the 61 players that played against Georgia Tech for Notre Dame were making their first ever appearance in an Irish uniform.

**MORE ON THE FRESHMEN**

Notre Dame used nine freshmen in its season opening loss to Georgia Tech. It was tied for the fourth most used in an opener since the freshman eligibility rule became enacted in 1972. The Irish used 11 freshmen in the 2006 opener against the Jackets. A total of 14 frosh played in the 36-13 win over Virginia in the 1989 Kickoff Classic and 12 saw action in the 52-6 blowout of Purdue in 1983.

Opponent, Date	Freshmen Played
Virginia, 1989 .....	14
Purdue, 1983 .....	12
Georgia Tech, 2006 .....	11
<b>Georgia Tech, 2007</b> .....	<b>9</b>
Michigan, 1987 .....	9
Michigan, 1986 .....	8
Michigan, 1998 .....	8

**STARTING SOMETHING**

Five offensive players and four players on the defensive side of the ball picked up their first career starts in the loss against Georgia Tech. **George West** (X), **Paul Duncan** (LT), **Michael Turkovich** (LG), **Dan Wenger** (RG) and **Demetrius Jones** (QB) each started the game for the first time for the Irish offense, while **Pat Kuntz** (NT), **John Ryan** (OLB), **Anthony Vernaglia** (OLB) and **David Bruton** (FS) hit the field the first play for the Notre Dame defense.

**SCHEDULE NOTES**

- Notre Dame will face eight teams that went to bowl games last year: Georgia Tech (Gator), Penn State (Capital One), Michigan (Rose), Purdue (Champs), UCLA (Emerald), Boston College (Meineke Car Care), USC (Rose) and Navy (Meineke Car Care).
- Notre Dame is the only school in the country to face a school from a BCS conference over the first eight weeks of 2007. The next longest streak to open this season is four (Florida Atlantic). The Irish also play a total of 10 BCS affiliated schools (which is tied for second most in the NCAA).
- The Irish take on Duke for the first time since 1966. Notre Dame leads the brief all-time series, 2-1. The Irish blanked the Blue Devils, 64-0, in the last meeting.
- Notre Dame will make travel to the Rose Bowl for the first time since Knute Rockne brought his eventual national champion 1924 squad to Pasadena to face Stanford in the Rose Bowl. The '24 team featured the Shock Troops, Seven Mules and the famous Four Horsemen.
- Notre Dame is one of 12 I-A teams (only two other BCS schools) to play six straight weekends to open the season and have four of the six games on the road. The others are Akron, Buffalo, Florida International, Eastern Michigan, Duke, Kent State, Miami (Ohio), San Jose State, Troy, Utah State and West Virginia.

**2007 NOTRE DAME OPPONENT UPDATE**

Below is a look at Notre Dame opponents' results from last week. Since 1977, when the NCAA started rating strength of schedule, Notre Dame's schedule has been rated the most difficult five times in the last 30 years (1978, 1985, 1987, 1989 and 1995).

**Irish Single-Season Freshmen Quarterback Records**

**Attempts**

- 59, Brady Quinn at Purdue (9.27.03)
- 52, Brady Quinn vs. Florida State (11.1.03)
- 39, Brady Quinn at Boston College (10.25.03)
- 34, Brady Quinn vs. USC (10.18.03)
- 34, Brady Quinn at Syracuse (12.6.03)

**Completions**

- 29, Brady Quinn at Purdue (9.27.03)
- 23, Brady Quinn at Boston College (10.25.03)
- 20, Brady Quinn vs. Florida State (11.1.03)
- 18, Brady Quinn at Syracuse (12.6.03)
- 18, Jimmy Clausen at Purdue (9.29.07)**

**Yards**

- 350, Brady Quinn at Boston College (10.25.03)
- 297, Brady Quinn at Purdue (9.27.03)
- 257, Steve Beuerlein at Penn State (11.12.83)
- 199, Brady Quinn at Syracuse (12.6.03)
- 183, Matt LoVecchio vs. Navy (10.14.00)

**Touchdowns**

- 3, Matt LoVecchio vs. Air Force (10.28.00)
- 2, Steve Beuerlein at South Carolina (10.8.83)
- 2, Matt LoVecchio vs. Navy (10.14.00)
- 2, Matt LoVecchio vs. Rutgers (11.18.00)
- 2, Matt LoVecchio vs. Stanford (10.7.00)
- 2, Matt LoVecchio at West Virginia (10.21.00)
- 2, Brady Quinn at Stanford (11.29.03)
- 2, Brady Quinn at Boston College (10.25.03)

**INTs**

- 4, Brady Quinn at Purdue (9.27.03)
- 3, Steve Beuerlein vs. Pittsburgh (11.5.83)
- 3, Brady Quinn vs. Florida State (11.1.03)
- 2, Blair Kiel at Georgia Tech (10.8.80)
- 2, Blair Kiel vs. Georgia (1.1.81)
- 2, Brady Quinn at Syracuse (12.6.03)
- 2, Brady Quinn at Boston College (10.25.03)

**Completion Percentage (min. 15 attempts)**

- .700, Steve Beuerlein (14-for-20)  
at Penn State (11.12.83)
- .692, Jimmy Clausen (18-for-26)  
at Purdue (9.29.07)**
- .684, Matt LoVecchio (13-for-20)  
vs. Rutgers (11.18.00)
- .650, Matt LoVecchio (13-for-20)  
vs. Navy (10.14.00)
- .647, Jimmy Clausen (11-for-17)  
at Michigan (9.15.07)**

**Longest Completion**

- 85, Brady Quinn at Purdue (9.27.03)
- 68, Matt LoVecchio vs. Air Force (10.28.00)
- 65, Brady Quinn at Stanford (11.29.03)
- 59, Steve Beuerlein at South Carolina (10.8.83)
- 58, Steve Beuerlein at Colorado (10.1.83)

**Career Starts By Position**

<b>—OFFENSE—</b>										
<b>WR</b>	<b>LT</b>	<b>LG</b>	<b>C</b>	<b>RG</b>	<b>RT</b>	<b>TE</b>	<b>WR</b>	<b>QB</b>	<b>FB</b>	<b>HB</b>
Grimes (13)	Duncan (6)	Turkovich (6)	Sullivan (37)	Wenger (3)	Young (19)	Carlson (25)	West (5)	Clausen (5)	Schwapp (7)	Aldridge (3)
Tate (1)				Carufel (3)		Yeatman (1)	Parris (1)	Jones (1)		Thomas (3)
<b>—DEFENSE—</b>										
<b>DE</b>	<b>NT/DT</b>	<b>DE</b>	<b>OLB</b>	<b>ILB</b>	<b>ILB</b>	<b>OLB</b>	<b>CB</b>	<b>SS</b>	<b>FS</b>	<b>CB</b>
Stephenson (3)	Laws (25)	Laws (6)	Ryan (6)	Crum (31)	Brockington (13)	Thomas (6)	Walls (7)	Zbikowski (31)	Bruton (6)	Lambert (16)
Brown (2)	Kuntz (5)		Thomas (5)		Smith, T. (2)	Vernaglia (3)	McNeil (1)	Herring (1)		Wooden (17)
Hand (1)						Neal (1)				Ferrine (2)

**National Rankings**

**ASSOCIATED PRESS (Oct. 7)**

Rk	School	Record	Pts
1.	LSU (65)	6-0	1,625
2.	California	5-0	1,538
3.	Ohio State	6-0	1,511
4.	<b>Boston College</b>	<b>6-0</b>	<b>1,346</b>
5.	South Florida	5-0	1,339
6.	Oklahoma	5-1	1,221
7.	South Carolina	5-1	1,183
8.	West Virginia	5-1	1,059
9.	Oregon	4-1	1,047
10.	<b>USC</b>	<b>4-1</b>	<b>1,024</b>
11.	Missouri	5-0	966
12.	Virginia Tech	5-1	910
13.	Florida	4-2	822
14.	Arizona State	6-0	752
15.	Cincinnati	6-0	705
16.	Hawaii	6-0	634
17.	Kentucky	5-1	612
18.	Illinois	5-1	595
19.	Wisconsin	5-1	551
20.	Kansas	5-0	336
21.	Florida State	4-1	307
22.	Auburn	4-2	248
23.	Texas	4-2	136
24.	Georgia	4-2	131
25.	Tennessee	3-2	90

**Others Receiving Votes**

Texas A&M 79, **Purdue 48**, Colorado 48, Indiana 40, **Michigan 31**, Texas Tech 27, Rutgers 25, Virginia 22, Connecticut 20, Kansas State 18, Boise State 17, Clemson 13, **Penn State 13**, Maryland 11, Alabama 9, Nebraska 9, Mississippi State 3, Washington 2, Wyoming 2.

**USA TODAY/COACHES (Oct. 7)**

Rk	School	Record	Pts
1.	LSU (58)	6-0	1,498
2.	California	5-0	1,416
3.	Ohio State (2)	6-0	1,399
4.	<b>Boston College</b>	<b>6-0</b>	<b>1,283</b>
5.	Oklahoma	5-1	1,145
5.	South Florida	5-0	1,145
7.	<b>USC</b>	<b>4-1</b>	<b>1,000</b>
8.	Oregon	4-1	936
9.	West Virginia	5-1	931
10.	Virginia Tech	5-1	913
11.	Missouri	5-0	897
12.	South Carolina	5-1	823
13.	Arizona State	6-0	763
14.	Florida	4-2	714
15.	Wisconsin	5-1	689
16.	Hawaii	6-0	632
17.	Cincinnati	6-0	578
18.	Kentucky	5-1	493
19.	Illinois	5-1	425
20.	Kansas	5-0	390
21.	Florida State	4-1	213
22.	Texas	4-2	195
23.	Georgia	4-2	188
24.	<b>Purdue</b>	<b>5-1</b>	<b>149</b>
25.	Auburn	4-2	143

**Others Receiving Votes**

Virginia 67, Tennessee 60, Texas A&M 52, Texas Tech 44, Rutgers 44, Boise State 37, Connecticut 36, Indiana 30, **Penn State 27**, **Michigan 22**, Maryland 20, Wyoming 18, Clemson 16, Colorado 15, Wake Forest 12, Nebraska 10, Mississippi State 6, BYU 6, Alabama 6, Kansas State 5, **Stanford 4**, **Michigan State 3**, **UCLA 2**.

Opponent	'07 Record	Oct. 6
Georgia Tech	3-3	L, 26-28 (at Maryland)
Penn State	4-2	W, 27-7 (Iowa)
Michigan	4-2	W, 33-22 (Eastern Michigan)
Michigan State	4-2	L, 41-48 (Northwestern)
Purdue	5-1	L, 7-23 (Ohio State)
UCLA	4-2	L, 6-20 (Notre Dame)
Boston College	6-0	W, 55-24 (Bowling Green)
USC	4-1	L, 23-24 (Stanford)
Navy	3-2	Bye
Air Force	4-2	W, 31-14 (UNLV)
Duke	1-5	L, 36-41 (Wake Forest)
Stanford	2-3	W, 24-23 (at USC)

Notre Dame 2007 Opponents' Combined Record: 44-25 (.652)

**ONLY THE BIG BOYS**

Notre Dame is one of just five NCAA Division I-A programs that has never faced a non-Division I-A opponent since the current division setup was established in 1978 (the division's names have undergone a change this year, but the setup is still the same). The four remaining schools that have yet to play a non-Division I-A opponent since the advent of the current format are Michigan State, USC, UCLA and Washington. The list stood at seven entering this season, but Michigan and Ohio State each opened its respective seasons with Appalachian State and Youngstown State on Sept. 1.

**DEFENSIVE NOTES**

- ❑ The Irish return 18 letterwinners and five starters on defense. Heading the list of returnees is two-time All-America strong safety **Tom Zbikowski**.
- ❑ With the addition of new defensive coordinator Corwin Brown, Notre Dame switched from its previous 4-3 base defense to a 3-4. The change was due in large part to head coach Charlie Weis' familiarity with the scheme from his time in the NFL.
- ❑ Fifth-year senior LB **Joe Brockington** broke onto the scene in 2006 starting the final nine games. Brockington finished the season with 59 tackles, good for fifth on the team. He recorded a career-best 15 stops at Air Force.
- ❑ Notre Dame is replacing three of its four starters on the defensive line with the graduation of tackle Derek Landri and ends Victor Abiamiri and Chris Frome. Fifth-year senior **Trevor Laws** is the lone returning starter. Laws registered 62 tackles, 40 solo, and 11 for loss, including four sacks.
- ❑ While Penn State scored 31 points and totaled 164 yards on the ground, the stats are a little misleading. The Irish limited the Nittany Lion ground game to just 57 yards through the opening three quarters. Notre Dame's first team defense held Penn State to 126 yards on 42 carries --- just 3.0 yards per rush.
- ❑ The Irish first team defense also denied the Nittany Lions a single rush beyond 12 yards.
- ❑ Penn State starting running back Austin Scott finished the night with 116 yards, but 53 came on just nine carries in the fourth quarter against a tied Irish defense.
- ❑ Notre Dame's secondary held Penn State and senior quarterback Anthony Morelli to just 131 yards on 12-of-22 passing (51 yards came on one reception). The Irish limited senior Derrick Williams to just two receptions for 14 yards. Penn State managed just five catches for 10 yards or longer and only one reception topped 16 yards.

**Notre Dame Coaching Staff Locations...**



**Charlie Weis**  
Sidelines



**John Latina**  
Sidelines



**Bill Lewis**  
Press Box



**Mike Haywood**  
Sidelines



**Corwin Brown**  
Sidelines



**Rob Ianello**  
Sidelines



**Jappy Oliver**  
Sidelines



**Bernie Parmalee**  
Sidelines



**Brian Polian**  
Sidelines



**Ron Powlus**  
Press Box



**Shane Waldron**  
Press Box



**Patrick Graham**  
Press Box



**IRISH BAFFLE HIGH OCTANE UCLA OFFENSE**

□ UCLA came into the matchup with Notre Dame averaging 24.6 points per game, 424.6 total yards per game, 199.4 rushing yards per game (16th in the NCAA at the time) and 225.2 passing yards per game. The Irish held the Bruins well below their averages in each of those categories.

Stat	Avg. Entering Game	Vs. Notre Dame	Difference
Points	24.6	6	-18.6
Total Yards	424.6	282	-142.6
Rushing Yards	199.4	89	-110.4
Passing Yards	225.2	193	-32.2

□ The Irish forced three turnovers in the third quarter and then again in the fourth quarter. It was the most turnovers forced by the Irish in a single quarter since Notre Dame forced three against Michigan State on Sept. 23, 2006.

□ The Irish forced a total of seven UCLA turnovers. It was the most turnovers forced by a Notre Dame defense since Purdue had eight turnovers against the Irish on Sept. 30, 1989.

□ Notre Dame turned those seven turnovers into 17 points -- the most points off turnovers in a single game since Penn State on Sept. 8, 2006 (Notre Dame also had 17 points off turnovers).

□ Notre Dame held UCLA without an offensive touchdown. It marked the first game the Irish held their opponent without an offensive touchdown since a 38-3 victory over Washington (Sept. 25, 2004).

□ The Irish blanked UCLA in the second half. Notre Dame had not held an opponent scoreless over an entire half since Navy on Oct. 28, 2006.

□ Notre Dame totaled a season-high five sacks. It was the most sacks for the Irish since Stanford on Oct. 7, 2006.

□ The Irish limited the Bruins to just 29 yards rushing on 15 carries in the second half.

**TALE OF TWO HALFS**

The Notre Dame defense struggled with the spread and versatility of the Purdue offense in the first half on Sept. 29. The Boilermakers scored 23 points, recorded 262 total yards, passed for 189 and rushed for 73 -- all before halftime. Purdue also registered 16 first downs over the first 30 minutes. The Irish, however, made the necessary adjustments in the second half and slowed down the Boilermaker attack. Purdue managed just 109 total yards (63 in the air and 46 on the ground) and 10 points after halftime. The Boilermakers averaged just 3.1 yards per play in the second half, way down from the 6.0 yards per play before intermission.

**TREVOR LAYING DOWN THE LAWS**

□ Senior DE **Trevor Laws** has been quite active in his new role as DE in the Notre Dame 3-4 defense. Laws, who finished fifth on the Irish in tackles last year, is second on the Irish with 46 tckles this season.

□ Laws is no longer listed in the NCAA in tackles, but averaging 7.7 per game, he now leads Greg Hardy of Mississippi for first in the country for tackles among defensive lineman.

□ Laws recorded six tackles, a sack (his seventh career sack) and two pass break-ups in the 20-6 victory at UCLA on Oct. 6. The sack was the second of his season. Laws now has 13.5 tackles for loss.

□ Laws continued to fight through double and sometimes triple teams at Purdue. He finished the game with six tackles, including a career-high 3.0 for loss, and one sack.

□ Laws put together his fourth consecutive tremendous effort in the loss against Michigan State. He totaled nine tackles, a fumble recovery, a pass break-up and two quarterback hurries.

□ Laws' effort against the Wolverines is even more impressive when you consider he moved to right defensive end and lined up against Michigan All-American left tackle Jake Long. Laws not only had seven tackles, but he added 1.5 for loss.

□ Laws totaled nine stops in the season opener against Georgia Tech, followed with a career-

**Return To Sender  
(since 1999)**

The return game has been a source of strength for Notre Dame in recent years. The Irish have logged 40 returns (punts, kickoffs, fumbles, interceptions) for touchdowns during the past nine seasons (1999-07), a figure that ranks tied for ninth in the country during that stretch. Here's a look at the national leaders in TD returns since 1999 (research courtesy of Colorado):

School	1999	2000	2001	2002	2003	2004	2005	2006	2007	Bowls	Total
1. Virginia Tech	8	6	7	7	10	6	6	5	6	2	63
2. Miami, Fla.	3	13	11	5	9	8	3	1	1	3	57
3. Kansas State	9	5	2	12	6	4	5	8	4	0	56
4. Texas	2	6	6	6	9	2	7	8	2	3	55
5. Oklahoma	4	7	6	8	9	3	3	4	4	2	50
t-6. USC	9	4	8	1	8	3	5	2	0	0	40
t-6. Fresno State	5	5	3	5	4	6	6	4	0	2	40
t-6. N.C. State	3	2	4	9	10	5	2	4	2	1	40
t-6. Notre Dame	4	6	4	9	3	3	5	4	2	0	40
10. Colorado	5	4	7	7	1	6	3	1	1	4	39

**Starter Sheet**

Offense	2007	Streak	Career
Sullivan (C)	6	19	39
Carlson (TE)	6	7	25
Young (RT)	6	19	19
Grimes (WR)	5	-	13
Schwapp (FB)	5	3	8
Duncan (LT)	6	6	6
Turkovich (LG)	6	6	6
Clausen (QB)	5	5	5
West (WR)	5	-	5
Wenger (RG)	3	-	3
Carufel (RG)	3	3	3
Aldridge (HB)	3	3	3
Thomas (TB)	1	-	3
Allen (HB)	2	-	2
Jones (QB)	1	-	1
Parris (WR)	1	-	1
Tate (WR)	1	1	1
Yeatman (TE)	1	1	1

Defense	2007	Streak	Career
Zbikowski (SS)	6	13	42
Crum (ILB)	6	31	31
Laws (DE/DT)	6	31	31
Wooden (CB)	2	1	17
Lambert (CB)	6	16	16
Brockington (ILB)	4	-	13
Thomas, T. (LB)	-	-	10
Walls (CB)	6	8	8
Bruton (FS)	6	6	6
Kuntz (NT)	6	6	6
Ryan (OLB)	6	6	6
Vernaglia (OLB)	3	-	3
Stephenson (DE)	3	1	3
Brown (DE)	1	-	2
Smith, T. (ILB)	2	1	2
Neal (OLB)	2	2	2
Ferrine (CB)	-	-	2
Herring (SS)	-	-	1
Hand (DE)	1	-	1
McNeil (DB)	1	1	1

**Longest Active Streaks**

Crum (LB)	31
Laws (LT)	31
Sullivan (C)	19
Young (RT)	19
Lambert (CB)	16
Zbikowski (SS)	13

**Most Career Starts (Active)**

Zbikowski (SS)	42
Sullivan (C)	39
Crum (LB)	31
Laws (LT)	31
Carlson (TE)	25
Young (RT)	19
Wooden (CB)	17
Lambert (CB)	16
Brockington (ILB)	13
Thomas, T. (LB)	10

**An Eye on Career Records**

**Receptions - Career (Tight End)**

1. Ken MacAfee .....128 (1974-77)
2. Anthony Fasano .....92 (2003-05)
3. **John Carlson .....78 (active)**
4. Derek Brown .....62 (1988-91)
- Dean Masztak .....62 (1978-81)
6. \*Tony Hunter .....55 (1979-82)
- Mark Bavaro .....55 (1981-84)
- \*played TE only in 1981-82

**Fumble Return Yards - Career**

1. **Tom Zbikowski .....100 (active)**
2. Gerome Sapp .....93 (1999-02)
3. Steve Lawrence .....79 (1983-86)
4. Quentin Burrell .....65 (2001-04)
5. Bobby Taylor.....57 (1991-94)

**Interception Return Yards - Career**

1. Dave Duerson .....256 (1979-82)
2. Steve Lawrence .....233 (1983-86)
3. Tom Schoen .....226 (1965-67)
4. Nick Rassas .....220 (1963-65)
5. Luther Bradley .....218 (1973-77)
6. Shane Walton .....181 (1999-02)
7. Pat Terrell .....180 (1986-89)
8. Ralph Stepaniak .....179 (1969-71)
9. Joe Restic .....176 (1975-78)
10. **Tom Zbikowski .....158 (active)**

**Punt Average - Career (min. 50)**

1. Craig Hentrich (118 for 5204) 1989-92 44.1
2. **Geoff Price (90 for 3918) - active.....43.5**

high 10 stops at Penn State, seven more tackles against Michigan and six stops (three for loss) at Purdue. He also added a quarterback hurry and blocked field goal against the Yellow Jackets. The field goal block was the fourth of his Irish career.

**ZIBBY NOW ALL-TIME LEADER IN TACKLES BY A DEFENSIVE BACK**

After picking up six tackles against Penn State, two-time All-American strong safety **Tom Zbikowski** became the Notre Dame career leader for tackles by a defensive back. With 255 career stops, Zbikowski ranks ahead of Jim Browner (228, 1976-78) for the top spot. He ranks 16th all-time in Notre Dame tackles history regardless of position. Zbikowski recently passed All-American linebacker Wes Pritchett (1985-88) and Drew Mahalic (1972-74).

**ZIBBY HAS A KNACK FOR THE FOOTBALL**

□ Senior All-American SS **Tom Zbikowski** recorded his second career sack and forced his third fumble of the season on the same play setting up the Irish field goal late in the first quarter in the 20-6 win at UCLA on Oct. 6. Zbikowski has now been involved in a total of 16 turnovers (seven forced fumbles, seven interceptions, two fumble recoveries) during his brilliant four-year career. The sack was his first since Nov. 5, 2005 against Tennessee. Zbikowski finished the game against the Bruins with five tackles.

□ Against Purdue, Zbikowski recorded his seventh career interception and first since Nov. 12, 2005 against Navy. He has caused three turnovers this season, including two forced fumbles against Penn State on Sept. 8. He recorded seven tackles on the afternoon.

□ Zbikowski forced the fifth and sixth fumbles of his career against Penn State on Sept. 8. He became the first Irish player to record two forced fumbles in the same game, since, well, himself against Michigan State in 2004. For his career, Zbikowski has six career interceptions (two returned for touchdowns) and two fumble recoveries (both returned for TDs).

**CRUMBLING THE COMPETITION**

□ Senior LB **Maurice Crum, Jr.**, totaled 100 tackles in 2006 to lead Notre Dame. Crum was the first Irish player to eclipse the 100 tackle mark since Courtney Watson had 117 in 2003.

□ Crum, Jr. went over 200 tackles for his career in the victory over UCLA on Oct. 6. However, it was almost forgotten considering the rest of his evening.

□ Crum, Jr. recorded a forced fumble and fumble recovery on the same play midway through the third quarter. For Crum, it was his first forced fumble and fumble recovery of the season (first career fumble recovery and third forced fumble of career).

□ Crum, Jr. added another forced fumble and promptly scooped up the ball and raced 34-yards for a touchdown. The TD was Crum's first career score and was the first fumble return for touchdown since Tom Zbikowski against Penn State on Sept. 9, 2006.

□ Crum, Jr. added his second career interception (first of the season) in the fourth quarter. Crum was the first Irish player to force three turnovers (two fumbles, one interception) in a single-game since Shane Walton had three (all interceptions) against Maryland on Aug. 31, 2002.

□ Crum, Jr. would add another INT late in the fourth quarter. He is the first Irish player ever to record four turnovers in a single game. Crum also recorded a team-high tying seven tackles.

□ Crum, Jr., was all over the field in the loss to Michigan State on Sept. 22. The senior linebacker registered a career-best 16 tackles, including six solo stops. His previous career-high for tackles in a game was 14 against Penn State in 2006.

□ Crum, Jr., as well as senior DT Trevor Laws and junior FS David Bruton, led the Irish with nine tackles against Georgia Tech. For Crum, it was the fifth time in his career he led Notre Dame in tackles. He led the Irish in tackles four times in 2006 (Penn State, 14; UCLA, 8; UNC, 9; USC, 9). Crum, Jr., added a tackle for loss versus the Jackets.

**IRISH SECONDARY BLANKET STAR WIDEOUTS**

Notre Dame has faced the likes of Greg Smith (3 rec., 31 yards; Georgia Tech), Demaryius Thomas (1 rec., 9 yards; Georgia Tech), Jordan Norwood (3 rec., 20 yards; Penn State), Adrian Arrington (2 rec., 15 yards; Michigan) and Dorien Bryant (8 rec., 82 yards; Purdue). That group of five receivers managed just 17 receptions for 157 yards (only 9.2 yards per catch). That same group of wideouts is averaging 13.8 yards per reception against everyone else.

	Vs. ND			Vs. Everyone Else		
	Rec.	Yds.	Avg.	Rec.	Yds.	Avg.
Greg Smith (GT)	3	31	10.3	3.0	38.5	12.8
Demaryius Thomas (GT)	1	9	9.0	2.5	41.5	16.6
Jordan Norwood (PSU)	3	20	6.7	3.8	60.0	16.0
Adrian Arrington (UM)	2	15	7.5	5.8	70.3	12.2
Dorien Bryant (PU)	8	82	10.3	8.0	92.0	11.5
Brandon Breazell (UCLA)	5	69	13.8	4.4	79.2	18.0
<b>Totals</b>	<b>22</b>	<b>226</b>	<b>10.3</b>	<b>97</b>	<b>1,605</b>	<b>16.5</b>

**IRISH SECONDARY ONE OF THE MOST IMPROVED IN THE COUNTRY**

With the return of experienced defensive backs, including senior SS **Tom Zbikowski**, senior DB **Terrail Lambert**, senior DB **Ambrose Wooden**, sophomore DB **Darrin Walls** and the emergence of junior FS **David Bruton**, the Irish figured to have a vastly improved secondary in 2007. Well, the improvements are significant and looks as though Notre Dame could have one of its best units in years. The Irish are allowing over 50 fewer yards per game in the air this season and over 100

fewer yards when compared to 2005. The 153.67 yards passing per game would rank as the best for a Notre Dame defense since 1980 (when the Irish limited their opponents to 103.0 ypg).

Year	Pass Efficiency Defense (rank)	Pass Defense (rank)
2007	107.76 (22nd)	153.67 ypg (4th)
2006	137.59 (90th)	203.38 (60th)
2005	126.40 (69th)	264.58 (103rd)

**WATCH OUT FOR WALLS**

Sophomore DB **Darrin Walls** not only registered his first career interception, but the Pittsburgh, Pa., native returned it 73 yards for a touchdown against Penn State. The interception return was the first for the Irish since senior DB Terrail Lambert turned the task against Michigan State in 2006. The 73-yard INT return was the longest interception return since senior SS Tom Zbikowski returned a pick 83 yards against BYU on Oct. 22, 2005.

**BROCKINGTON MAKES HAPPY RETURN TO HAPPY VALLEY**

Senior ILB **Joe Brockington**, a native of Palmyra, Pa., finished with a game-high tying 10 tackles, including six solo stops, at Penn State on Sept. 8. He added 1.5 tackles for loss and a fumble recovery. Brockington is third on the Irish with 44 tackles.

**WHO SAYS KUNTZ IS UNDERSIZED AT NOSE TACKLE?**

Junior NT **Pat Kuntz** entered the 2007 season without a single start and just 11 tackles in 21 career games. Kuntz has excelled in Notre Dame's new 3-4 defensive scheme. He has registered 29 tackles, almost three times his entire total from the previous two seasons, over the first six games. Kuntz picked up a career-high eight stops and a half-tackle for loss against Penn State on Sept. 8.

Kuntz, who many have said is undersized, has managed to knock down six passes from the line of scrimmage. He has already equalled Chinedum Ndukwe's team-high from the entire 2006 season. Kuntz batted down two passes against both Georgia Tech (Sept. 1) and UCLA (Oct. 6).

**SOMETHING BRUTON IN THE NOTRE DAME SECONDARY**

Junior FS **David Bruton** picked up first first career interception in the loss to Michigan State on Sept. 22. Bruton also added a career-best 15 tackles, including seven solo.

Bruton recorded his second career interception in the 20-6 victory at UCLA on Oct. 6. Bruton returned it 17 yards to set up the eventual game-winning touchdown (Irish took a 13-6 lead they never relinquished).

Bruton made quite an impression in his first career start for the Irish in the season opener against Georgia Tech. He finished with a game-high tying nine tackles, two for loss, and a sack. Bruton also managed to pick up a special teams tackle on senior Geoff Price's 55-yard long punt -- denying the Georgia Tech returner to gain a single yard. He once again led Notre Dame in tackles against Michigan. Bruton recorded nine stops and one for loss.

**NO LOADING IN THE RED ZONE FOR GEORGIA TECH**

Notre Dame limited Georgia Tech on Sept. 1 to a pair of field goals (another field goal attempt was blocked) on the Jackets' three first half red zone opportunities. In fact, the Jackets drove inside the Irish 26-yard line on six different occasions in the opening 30 minutes and came away with just 16 points (three FGs, one TD).

**MORE FROM THE IRISH DEFENSE AGAINST THE YELLOW JACKETS**

Of Georgia Tech's four scoring drives before intermission, three began in Irish territory (two after fumbles) and another opened at the Yellow Jacket 47-yard line. In fact, four scoring drives that resulted in 16 of their 33 points came off drives of 18, 36, 21 and 17 yards.

While Tashard Choice did gain 196 yards on 26 carries, the Irish actually bottled up the Georgia Tech star for most of the afternoon. Choice collected 106 of those 196 yards on just four carries. Take away those runs, Notre Dame limited Choice to 90 yards on 22 totes.

The Irish did not allow Georgia Tech a single third down conversion in the first half. The Yellow Jackets were 0-for-6 on third down and did not register a third down conversion until their seventh drive of the afternoon.

Notre Dame allowed just over 200 yards (203.4) per game passing in 2006. The Irish also allowed their opponents to complete just over 55% of its passes a year ago. Georgia Tech completed, though, on just 45% (11-for-24) of its throws for a mere 121 yards.

**SENIOR SECONDARY**

With a pair of seniors, Notre Dame enjoys an abundance of experience in the secondary. Fifth-year senior, two year captain and two-time All-American strong safety **Tom Zbikowski** leads the Irish secondary. Zbikowski, who entered the 2007 preseason camp at a trim 207 pounds (down 10 pounds from 2006), looks to close his Irish career on a high note. After a 2005 season that saw Zbikowski register five interceptions, two for touchdowns, and return a pair of punts for scores, he failed to pick off a single pass in 2006. Zbikowski has started 42 of Notre Dame's last 43 games -- missing only the Stanford game of 2006 due to injury.

Fellow fifth-year senior CB **Ambrose Wooden** has made 17 career starts at right cornerback, including all 12 games in 2005 before an injury forced a set-back in 2006. He finished third on the 2005 Irish in tackles (74) and tied for second in pass breakups (5). Senior **Terrail Lambert** returns

**College Graduates**

The 2007 Notre Dame roster features nine players who have already earned their undergraduate degree from the University. Fifth-year seniors Joe Brockington, John Carlson, Trevor Laws, Geoff Price, Dwight Stephenson, Jr., John Sullivan, Travis Thomas, Ambrose Wooden and Tom Zbikowski all graduated from Notre Dame in May of 2007.

The fifth-year senior group also proved to be diligent workers in the classroom - especially in their final undergraduate semester at the University. The football team posted a 3.04 GPA for the spring semester in 2007, exceeding the 3.0 mark for the fourth consecutive semester.

Here is a list of the graduates on the 2007 Notre Dame football team.

ILB **Joe Brockington**: degrees in American studies and computer applications from the College of Arts and Letters.

TE **John Carlson**: degree in history from the College of Arts and Letters (3.97 GPA during spring '07 semester to earn Dean's List status, 3.633 overall GPA).

DE **Trevor Laws**: degree in marketing and sociology from the Mendoza College of Business (3.583 GPA during spring '07 semester, 3.22 overall GPA).

P **Geoff Price**: degree in finance from the Mendoza College of Business (3.444 GPA during fall '06 semester, 3.111 overall GPA).

DE **Dwight Stephenson, Jr.**: degree in management from the Mendoza College of Business (3.152 GPA during spring '06 semester, 3.161 during fall '06 semester).

OC **John Sullivan**: degrees in marketing from the Mendoza College of Business (3.500 GPA during spring '07 semester).

HB **Travis Thomas**: degree in management from the Mendoza College of Business (3.611 GPA in spring '07 semester).

DB **Ambrose Wooden**: degree in finance from the Mendoza College of Business (3.433 GPA in fall '06 semester, 3.834 GPA in spring '07 semester).

DS **Tom Zbikowski**: degree in sociology and computer applications from the College of Arts and Letters (3.000 GPA in spring '06 semester).

Notre Dame's nine college graduates is tied for third-best in the nation. The full list (minimum of eight).

- 17 - Boston College
- 11 - Washington
- 9 - Auburn, **Notre Dame**
- 8 - Arizona State, Pittsburgh

to the fray at left cornerback. Lambert started the final 10 games of 2006 and was second on the Irish with three interceptions, including a 27-yard gamewinning INT return against Michigan State.

The lone new face in the secondary is junior **David Bruton** at free safety. Bruton replaces two-year starter Chinedum Ndukwe (now with the Cincinnati Bengals). Bruton, who was a special teams stalwart for Notre Dame in 2006, captured defensive MVP honors at the 2007 Blue-Gold game after returning an interception 35 yards for a touchdown and recording four tackles. Sophomore **Darrin Walls**, who picked up his first career interception and INT return for touchdown against Penn State on Sept. 8, has made seven career starts at corner, while senior **Leo Ferrine** has started a pair and junior **Ray Herring** started the Stanford game in 2006 (replaced an injured Zbikowski). Junior **Kyle McCarthy** and sophomores **Raeshon McNeil** and **Munir Price** (converted from running back) also play into the mix in the secondary.

**OFFENSIVE NOTES**

- Notre Dame returns 10 letterwinners on offense, including three starters. The returnees include Freshman All-American lineman **Sam Young** and second team All-America tight end **John Carlson** as well as Rimington and Outland Trophy candidate **John Sullivan**.
- The Irish offensive line has two of five starters back from last year in sophomore **Sam Young** and senior **John Sullivan**. Among the departed were tackle Ryan Harris, who finished his career with 45 consecutive starts, and guard Dan Santucci, who closed his with 25 straight.
- Senior TE **John Carlson**, a Mackey Award finalist in 2006 and Maxwell Award candidate in 2007, exploded onto the scene last season becoming Notre Dame's third-leading receiver in terms of yardage and worked his way into the Fighting Irish record books. The 6-6, 256-pound student-athlete from Litchfield, Minn., caught 47 passes for 634 yards and

four touchdowns despite missing almost three entire games. Carlson recorded the second-most receiving yards in a single season ever by a Notre Dame tight end and ranked third for most receptions in a single season by a tight end. He ranked second in the NCAA Division I in receptions per game by a tight end and third for most receiving yards per game by a tight end in 2006.

**TOP IRISH RECEIVING SEASONS IN IRISH TIGHT END HISTORY**

	Gms.	Rec.	Yds	TD
Ken MacAfee (1977)	11	54	797	6
Anthony Fasano (2005)	12	47	576	2
<b>John Carlson (2006)</b>	<b>11</b>	<b>47</b>	<b>634</b>	<b>4</b>
Tony Hunter (1982)	11	42	507	0

**BABY IRISH GROWIN' UP**

Notre Dame's offense broke through against Purdue on Sept. 29. The Irish set season-highs in points (19, since topped), touchdowns (3), passing yards (377), total yards (426), total yards per play (5.5), passing yards per completion (11.1) and passing yards per attempt (7.2). Notre Dame had nine different receivers make catches, including 21 from either freshmen or sophomores. In fact, of the 377 yards in the air, 293 were recorded by first or second year players.

**QUITE THE FRESHMAN DUO**

The Notre Dame wide receiver duo of **Golden Tate** and **Duval Kamara** each had breakout games at Purdue on Sept. 29. Tate had three receptions for 104 and a touchdown, while Kamara hauled in six passes for 68 yards with a touchdown. Tate not only became the first freshman to catch a touchdown pass since Maurice Stovall (2002 against Rutgers), but also became the first Notre Dame freshman to surpass 100 yards receiving in a game since Derrick Mayes (100 yards on two catches) against Pittsburgh on Oct. 10, 1992. Tate and Kamara also became the first freshman tandem to register touchdown receptions in the same game since Sept. 24, 1988. Derrick Brown and Raghib "Rocket" Ismail each had touchdown grabs in a 52-7 victory over Purdue.

**CLAUSEN FINDS WAY**

Freshman signal caller **Jimmy Clausen** had his best game to date at Purdue on Sept. 29. Clausen, who missed most of the fourth quarter after suffering a hip injury, was 18-of-26 for 169 yards and one touchdown. The 18 completions, 169 yards and touchdown were all career-highs. Clausen recorded a completion percentage of 69.2% against Purdue -- second-highest ever by a Notre Dame freshman quarterback (only Steve Buerlein (.700, 14-for-20) at Penn State on Nov. 12, 1983 completed a higher percentage). His 18 completions also rank as the fourth most ever by a Notre Dame freshman quarterback.

**SHARP(LEY) OFF THE BENCH**

Junior quarterback **Evan Sharpley**, who served as the Irish backup to departed All-American Brady Quinn last year, replaced an injured **Jimmy Clausen** last week against Purdue and promptly led the Irish on a pair of fourth quarter scoring drives. Sharpley was 11-of-18 over the two scoring drives for 139 yards. He went 5-of-7 for 69 yards capped off with a seven-yard strike to freshman **Duval Kamara** to make it 26-12. On the ensuing Notre Dame drive, Sharpley went 6-of-11 for 70 yards, including a 25-yard touchdown pass to freshman **Golden Tate** to make it 26-19. He was 16-of-26 for 208 yards and two touchdowns. Sharpley is the first quarterback, other than Quinn, to not only eclipse 200 yards passing in a game, but also to throw for two touchdowns since Carlyle Holliday did both against Rutgers on Nov. 23, 2002.

**AWAKEN THE IRISH PASSING GAME**

Notre Dame entered the game with Purdue ranked 117th in the NCAA in passing (111.25 yards per game). The Irish attempted 52 passes and threw for 377 yards and three touchdowns. The 52 pass attempts were the most since Sept. 17, 2005 against Michigan State, while the 377 yards passing were the most since Nov. 26, 2005 at Stanford. Freshman **Jimmy Clausen** completed 18-of-26 passes for 169 yards and one touchdown, while junior **Evan Sharpley** went 16-of-26 for 208 yards and two touchdowns. The 34 total completions were a single-game school record. The previous mark of 33 completions was set against Michigan State (2005) and USC (1970).

**Inside Notre Dame Football Affiliates**

Binghamton LP	WISF TV 15 & CABLE 27
Binghamton LP	WBPN TV 8
Chicago (IL/IN/IA/WI)	Comcast SportsNet Chicago
Chicago LP	W54BK TV 54
Chicago LP	W18AT TV 18
Chicago LP	W24AW TV 24
Chicago/MI/IN	Comcast Notre Dame ON DEMAND
Cleveland & all Ohio	SportsTime Ohio
Cleveland	WAX & CABLE
Cleveland LP	WIVM TV & CABLE 52
Columbus LP	WIVN TV 29 & Cable 99
CSTV/National	National Cable and Satellite
DC/DE/MD/NC/PA/VA/WV	Mid-Atlantic Sports Network
Detroit	Comcast SportsNet Michigan
Direct TV WHT-National	DIRECT TV 321
Evansville-Jasper	WJTS TV 27
Florida	Sun Sports Network
Fresno	KIXT-TV
Grand Rapids LP	WMKG TV & CABLE 40
Harrisburg	WGCB TV 49/Cable 12
Huntsville LP	WYAM TV 56 & CABLE 21
IL/IN/MO/NE/KA/IA	Fox Sports Midwest
Lexington	WVTNLP/Cable 48
Louisville	WYCS TV & CABLE 24
MA/ME/NH/RI/VT/CT	New England Sports Network
NY/NJ/CN/PA	SportsNet New York
Oklahoma City	OKC Cox 7
Omaha/Council Bluffs	Cox Cable Sports
Providence (RI&Conn)	Cox Cable Sports
Raleigh LP	WARZ TV & CABLE 35
Roanoke LP	WYAT TV & CABLE 40
Roanoke	WDRL TV 24
Rochester	WRBW TV46/Time Warner SportsNet
Shreveport	KSHV TV 45
South Bend	WNDU-TV
Tulsa	Cox 3
Tyler LP	KLPN TV 58 & Cable &
Tyler LP	KTPN TV
Wichita	KGPT TV
Worldwide	und.com
Youngstown	TJC Cable 99

**PARRIS LIGHTS UP PURDUE**

Notre Dame sophomore wide receiver **Robby Parris** led the Irish with a career-high seven receptions and 93 yards against Purdue on Sept. 29. Parris, who entered the 2007 season with just one career catch, hauled in each of those seven passes in the second half and three resulted in first downs. Parris also had two catches for over 20 yards (Notre Dame had just two entering last Saturday).

**TATE GOLDEN UNDER THE DOME**

Freshman wide receiver **Golden Tate** exploded onto the scene in the second half of last week's 33-19 loss at Purdue. Tate, who spent the first four weeks predominantly handling kickoff return duties, caught three passes for 104 yards and one touchdown. Tate not only became the first freshman to catch a touchdown pass since Maurice Stovall (Nov. 23, 2002 against Rutgers), but also became the first Notre Dame freshman to surpass 100 yards receiving in a game since Derrick Mayes (100 yards on two catches) against Pittsburgh on Oct. 10, 1992. All three of his receptions were for over 20 yards. The Irish entered the contest with the Boilermakers with just two completions of 20 or more yards the entire season. Tate hauled in passes for 25, 36 and 43 yards.

**DUAL DOES MORE AGAINST PURDUE**

Freshman wide receiver **Duval Kamara** entered the game with Purdue on Sept. 29 with a total of five receptions for 58 yards over his first four career games. He bested both totals in the second half alone against the Boilermakers. Kamara finished the game with six catches for 68 yards and one touchdown. Five of Kamara's six receptions went for first downs, while the other was a seven-yard TD catch.

**IRISH MADE STRIDES AGAINST MICHIGAN STATE**

□ Notre Dame spent all of the week following the Michigan loss in training camp mode. The Irish not only practiced Sunday after the game with the Wolverines, but did so in full pads and full contact. Notre Dame also lined up its No. 1 offense vs. its No. 1 defense, No. 2 offense vs. No. 2 defense. The idea was to become more physical and develop an identity leading into Michigan State.

□ The Irish did show improvement in many areas. Notre Dame was penalized 24 times for 173 yards over its first three games -- an average of eight penalties and 57.7 yards per game. Against Michigan State, the Irish were whistled for just four penalties (35 yards).

□ The Notre Dame rushing attack awoke for the first time this season. The Irish entered the game with the Spartans with a season total of minus-14 yards. Notre Dame finished the afternoon with 117 yards (take away the sack yardage and the effort would have been 127). The Irish had just six rushes of 10 or more yards over their first three games, but they recorded four such runs against Michigan State (43, 17, 18, 14).

□ Sophomore running back **James Aldridge** surpassed the 100-yard mark in his first career start. He became the first Irish running back to rush for 100 yards in his first career start since Tony Fisher, then a sophomore, had 110 yards on 13 carries in a 48-13 victory over Kansas on Aug. 28, 1999. Aldridge also became the first Notre Dame running back, other than departed Darius Walker, to eclipse 100 yards on the ground since Ryan Grant on Oct. 16, 2004.

□ Freshman running back **Robert Hughes** made his debut in the Notre Dame rushing offense. Hughes finished the afternoon with 33 yards on six carries and his first career touchdown.

□ Notre Dame failed to score an offensive touchdown over its first three games. The Irish, however, hit pay dirt twice in the first half against Michigan State, including an 80-yard drive. The Irish finished the day with season-highs in rushing yards (117) and total yards (203). Notre Dame also registered touchdowns on its two trips into the red zone. The Irish came into the game 2-of-3 in red zone chances, but both resulted in Notre Dame field goals.

**CLAUSEN GOT THE BALL IN HAPPY VALLEY**

**Jimmy Clausen** became the first freshman quarterback to start for Notre Dame since Brady Quinn got the call against Purdue on Sept. 27, 2003. His start against Penn State on Sept. 8, just the second game of the year, was the earliest start into a season for an Irish freshman quarterback. Clausen also is just the eighth freshman quarterback to start for the Irish in the last 57 seasons (1951-present), joining Ralph Guglielmi (1951), Blair Kiel (1980), Steve Beuerlein (1983), Kent Graham (1987), Paul Failla (1991), Matt LoVecchio (2000) and Quinn (2003) in that elite club. Notre Dame is

6-2 since 1951 when a freshman quarterback makes his first-ever start for the Irish.

**Sept. 8, 2007 Penn State 31, ND 10 (Game 2)**

Jimmy Clausen (17-32 for 144 yards, INT)

**Sept. 27, 2003 Purdue 23, ND 10 (Game 4)**

Brady Quinn (29-59 for 297 yards, TD, 4 INT)

**Oct. 7, 2000 ND 20, Stanford 7 (Game 5)**

Matt LoVecchio (10-18 for 100 yards, 2 TDs)

**Sept. 28, 1991 ND 45, Purdue 21 (Game 4)**

Paul Failla (1-1 for 10 yards)

**Nov. 7, 1987 ND 32, Boston College 25 (Game 8)**

Kent Graham (6-8 for 111 yards, INT)

**Oct. 1, 1983 ND 27, Colorado 3 (Game 4)**

Steve Beuerlein (8-12 for 133 yards)

**Oct. 11, 1980 ND 32, Miami 14 (Game 4)**

Blair Kiel (4-17 for 35 yards)

**Nov. 17, 1951 ND 12, North Carolina 7 (Game 8)**

Ralph Guglielmi

**QUARTERBACKS EFFICIENT, DESPITE CONSTANT DURESS**

Despite constant pressure from the Georgia Tech defense that led to nine sacks, the Notre Dame quarterback trio of sophomore **Demetrius Jones**, junior **Evan Sharpley** and freshman **Jimmy Clausen** still managed to complete 15-for-22 passes -- good for 68.2%. The completion percentage ranked 10th best in the Charlie Weis era. Sharpley finished 10-for-13 on the day for 92 yards. His 76.9% completion percentage is third best since Weis arrived at Notre Dame.

**AR(MAN)DO TO BE RECKONED WITH**

Freshman HB **Armando Allen** has totaled 489 all-purpose yards over the first six games this season. He led Notre Dame with six receptions against Penn State and returned three kicks for 67 yards (including a long of 25 yards). Allen registered 110 all-purpose yards in his first career game with Notre Dame versus Georgia Tech. Allen recorded 84 kick return yards on five tries and 25 yards rushing on three carries. He also added a reception for one yard.

Notre Dame Football Replays	
Bangor LP	WBGR TV 33 & Cable 9
Binghamton LP	WBPN TV
Binghamton LP	WISF TV 15 & CABLE 27
Chicago LP	W2AAW TV 24
Chicago LP	W18AT TV 18
Chicago LP	W54BK TV 54
Columbus LP	WIVN TV 29 & CABLE 99
Comcast SportsNet	Chicago
Cleveland and Ohio	SportsTime Ohio
Cleveland LP	WIVM TV & CABLE 52
Direct TV	DIRECT TV 321
Evansville-Jasper	WJTS TV 27
Grand Rapids LP	WMKG TV & CABLE 40
Huntsville LP	WYAM TV 56 & CABLE 21
Indiana/Michigan	Comcast Local
Lexington	WVTNLP TV & CABLE 48
Louisville	WYCS TV & CABLE 24
Providence (RI & Conn)	Cox Sports
Nashville Dropin	WKAG TV 43
NC/PA/DC/MD/DEL/VA/WVA	Mid-Atlantic Sports Network
Raleigh LP	WARZ TV & CABLE 35
Roanoke LP	WYAT TV & CABLE 40
Roanoke	WDRL TV 24
Rochester	WRWB TV 16
South Bend	WCWW
Wichita-Hutchinson	KGPT-TV 49
Youngstown	TJC Cable 99

### Milestone Games In 2007

<b>100-Yard Rushing Games</b>	
*James Aldridge vs. MSU	104
<b>100-Yard Receiving Games</b>	
*Golden Tate at Purdue	104
<b>200-Yard Passing Games</b>	
*Evan Sharpley	319 (at Purdue)
<b>Multiple Touchdown Performances</b>	
*Evan Sharpley at Purdue	2 (passing)
<b>Ten-Tackles (or more) Games</b>	
*16, Maurice Crum, Jr. (Michigan State)	
*15, David Bruton (Michigan State)	
*10, Trevor Laws (at Penn State)	
10, Joe Brockington (at Penn State)	

\* - individual career highs

### NO TURNOVERS = VICTORY (USUALLY)

Notre Dame did not commit a turnover in its 20-6 victory at UCLA on Oct. 6. It was the first game this season that the Irish failed to commit a turnover. Notre Dame did not commit a turnover in six of its 13 games last season -- and to the surprise of nobody -- the Irish were 6-0 in those contests. Excluding the 2006 Fiesta Bowl against Ohio State and the 2004 regular season finale at USC, the Irish had not lost a game in which it failed to commit a turnover since 1985. That USC defeat snapped an amazing 41-game unbeaten streak (40-0-1) for the Irish when they didn't commit a turnover. Prior to the '04 game with the Trojans, the last time a Notre Dame team lost a game without committing a turnover was in a 34-30 loss at Penn State on Nov. 12, 1983. In all, Notre Dame is 48-2-1 since 1983 when not turning over the football.

### CHARLIE AND THE IRISH OFFENSIVE FACTORY

Third year head coach Charlie Weis came to Notre Dame with a tremendous reputation as one of the premier offensive minds in all of the NFL. The Irish saw immediate results in 2005, setting 11 school records, including passing yards (3,963), touchdown passes (32, bested in 2007), total offense yards (5,728) and total points (440). Notre Dame has surpassed the 40-point barrier on 10 different occasions in Weis' 31 games as head coach. Prior to his arrival, the Irish had eclipsed 40 points just nine times in its previous 97 contests. In addition, the Irish had 83 separate 100-yard receiving games over its first 116 seasons of football, but Notre Dame has had 20 the past three years under Weis. To put those numbers in perspective, Notre Dame averaged a 100-yard receiving effort every 13 games. Under Weis, the Irish is almost recording a 100-yard receiving effort every game.

### MORE ON WEIS' OFFENSE

Notre Dame has registered its top two passing seasons in school history each of the last two years. The Irish averaged 330.3 yards in the air in 2005 and 264.7 in 2006. Notre Dame has also eclipsed 400 points each of the last two seasons. The Irish had only topped 400 points in a season on five previous occasions (1989, 1991, 1992, 1993, 1996). In fact, the 843 total points scored over '05 and '06 are the most points ever scored in consecutive years -- besting the previous school record of 835 (1991 and 1992).

### SPREADING THE WEALTH

Junior **Evan Sharpley** and freshman **Jimmy Clausen** completed passes to nine different receivers in the game at Purdue on Sept. 29. The trio of **Demetrius Jones**, Sharpley and Clausen completed passes to nine different Irish receivers against Georgia Tech as well (five of those receptions were the first career grabs for the respective player). Clausen, who made his first career start at Penn State, also completed passes to seven different receivers against the Nittany Lions.

### YOUNG RECEIVERS

The Notre Dame offense boasts an experienced pass-catcher at the tight end position, but at running back and wide receiver, the Irish will be utilizing some young talent in 2007. The current group of wideouts boasts a grand total of 142 career catches (108 this year) and 43 of those come from the hands of junior **David Grimes** (served as Notre Dame's #3 receiver a year ago). Sophomore **George West** has just 15 career catches, but played in all 13 games in 2006 and registered one touchdown rush and 16 returns (12 on kickoff and four on punt). Sophomore **Robby Parris**, who was the only other wideout on the Irish roster with a reception entering the year, grabbed seven balls for 98 yards against Purdue and added a career-long 35-yard grab at Penn State. Junior **D.J. Hord**, who missed all of last season with a torn achilles, did see action in six games during the 2005 season. He picked up his first career catch against the Yellow Jackets. Freshman WR **Duval Kamara** (13 catches for 136 yards), sophomore TE **Will Yeatman** (two grabs for 16 yards), senior RB **Junior Jabbie** (six for 20 yards) and freshman RB **Armando Allen** (13 for 45 yards) all recorded their first career catch in the season opener. **Golden Tate** picked up his first career catch against Purdue. He finished the game with three catches for 104 yards and a touchdown. Sophomore WR **Richard Jackson** played in 12 games last year, mostly on special teams, but did not see action last week.

### RED ZONE SUCCESS

The Irish offense had a 89.9 percent success rate in the "red zone" last fall. Notre Dame converted 44-of-49 chances inside the opponents' 20-yard line, including 37 touchdowns. The Irish registered a touchdown 75.5 percent of the time entering the "red zone."

In 2007, Notre Dame is 8-of-12 inside the red zone, but three of the scores were field goals. The Irish was 2-of-3 in their red zone opportunities against UCLA on Oct. 6.

### JOHN CARLSON TURNED IN ALL-AMERICAN TYPE SEASON IN 2006

Despite an injury that sidelined him for nearly three full games, Notre Dame senior TE **John Carlson** exploded onto the college football scene in 2006. He had 47 receptions for 634 yards -- good for an average of 57.6 yards a game and 13.5 per reception. Carlson's season ranked as one of the best ever by an Irish tight end. His 634 yards receiving ranks second best in single-season tight end history, while his 47 catches was tied for second best. Carlson's 13.5 yards per catch was second among all Irish receivers in 2006. He was 81st, nationally, in receiving yards per game and fourth among tight ends. He also ranked 78th overall in receptions per game and sixth in the category among tight ends. With Carlson's 121-yard effort on four grabs against Michigan State (also tied an ND record for average yards per reception in a single-game), he became the first Irish tight end to eclipse 100 yards receiving in a game since Anthony Fasano had 155 yards against Purdue on Oct. 2, 2004.

Carlson, who became the 49th Irish football player to be named ESPN The Magazine/CoSIDA Academic All-American, is the only 2006 Mackey Award finalist to return in 2007. He is one of three tight ends on the Maxwell Award watch list. Carlson ranks third all-time for receptions (63) in Notre Dame tight-end history and needs just 30 grabs this season to move into second.

He proved to be one of the top tight ends in 2006 and his numbers compared quite favorably with the last seven John Mackey Award winners.

Year	Player	No.	Yds	TD
2006	John Carlson	47	634	4
2006	Matt Spaeth (Minnesota)	59	804	9
2005	Mercedes Lewis (UCLA)	58	741	10
2004	Heath Miller (Virginia)	36	475	5
2003	Kellen Winslow (Miami)	55	557	1
2002	Dallas Clark (Iowa)	39	645	4
2001	Daniel Graham (Colo)	51	753	6
2000	Tim Stratton (Purdue)	56	579	2

**SPECIALTY NOTES**

□ Notre Dame opened the season with a new kicker for the third consecutive season. D.J. Fitzpatrick ('05), Carl Gioia ('06) and now freshman **Brandon Walker**. Walker is the first freshman kicker for Notre Dame since Nicholas Setta in 2000.

□ Walker, a freshman from Findlay, Ohio, became the first left-footed Irish kicker since the recently-deceased Harry Oliver held the duties during the 1980-81 seasons. The drought dates back to Oliver's 35-yard boot against Miami on Nov. 27, 1981. Since that kick, a total of 21 different Irish kickers have attempted 430 field goal attempts -- all coming from the right side.

□ Walker had a pair of field goals in the 20-6 victory at UCLA on Oct. 6, including a career-long boot of 48 yards. The 48-yard field goal was the longest by an Irish kicker since D.J. Fitzpatrick also had a 48-yard kick against Michigan State on Sept. 17, 2005.

□ Walker is 4-of-5 on the season for Notre Dame. His only unsuccessful kick was blocked.

**ZBIKOWSKI'S RAPID RETURNS**

□ Senior SS **Tom Zbikowski** recorded a 47-yard punt return to set up a field goal bringing the Irish within a touchdown, 17-10, in the third quarter against Penn State. The punt return was the fourth of his career that exceeded 45 yards.

□ Zbikowski has made a name for himself in the Notre Dame record books. He became the fifth player in Irish history to ever return three punts for touchdowns in a career. Zbikowski has seven career TD returns (two interceptions, three punts, two fumbles). Zbikowski scooped up a fumble and raced 25 yards for a touchdown against Penn State in 2006. With the return, Zbikowski became the Irish all-time leader in fumble return yards (100) and joined Tony Driver (1997-00) as the only Notre Dame players to ever return a pair of fumbles for touchdowns. In a three-game stretch against USC, BYU and Tennessee in 2005, he returned a punt or interception for a touchdown four times - the first Irish defensive player to accomplish such a feat. Zbikowski also returned a fumble 75 yards for a TD against Michigan State in 2004. With his interception and punt return for a touchdown against Tennessee in 2005, Zbikowski became the first Irish player to accomplish that feat (interception return and punt return in the same game) since Nick Rassas against Northwestern in 1965. Rassas returned an interception 92 yards and a punt 72 yards for scores in Notre Dame's 38-7 rout.

**Career Punt Returns For TD**

Tom Zbikowski	3	2003-06
Allen Rossum	3	1994-96
Ricky Watters	3	1987-90
Tim Brown	3	1984-87
Nick Rassas	3	1963-65

**THEY SHALL RETURN**

□ During the past 21 seasons (1987-07), Notre Dame has produced 92 touchdowns via kickoff, punt, interception and fumble returns -- with the

most recent touchdown runback coming Oct. 6 on senior inside line-backer **Maurice Crum Jr.'s** 36-yard fumble return at UCLA. Sophomore defensive back **Darrin Walls** returned an interception 73 yards at Penn State on Sept. 8.

□ Notre Dame scored four touchdowns via returns last season, two by the defense (INT return by Lambert at Michigan State and fumble return by **Tom Zbikowski** vs. Penn State) and two by special teams (punt return by Zbikowski against North Carolina and blocked field goal return by Lambert at Air Force).

□ In contrast, opponents in the past 21 seasons have combined for 32 total touchdown returns vs. the Irish. Here's a year-by-year breakdown of the Irish return touchdowns since 1986:

Year	PU	KO	INT	FUM
1987	3	0	1	0
1988	2	2	3	0
1989	2	2	3	0
1990	0	2	0	0
1991	1	1	2	0
1992	0	1	0	0
1993	2	1	2	1
1994	0	0	1	1
1995	1	0	2	1
1996	4	1	0	2
1997	0	2	1	0
1998	0	0	2	3
1999	1	0	2	1
2000	2	1	1	2
2001	0	1	2	1
2002	2	1	4	2
2003	1	0	0	2
2004	0	0	2	1
2005	3	0	2	0
2006	1	0	1	2
2007	0	0	1	1
<b>ND (92)</b>	<b>25</b>	<b>15</b>	<b>31</b>	<b>20</b>
<b>Opp. (30)</b>	<b>7</b>	<b>5</b>	<b>12</b>	<b>6</b>

**PRICE IS RIGHT**

□ Senior P **Geoff Price** regained his 2006 All-American form against Penn State. Price recorded a career-high nine punts. His previous career-high, who averaged 44.8 yards per punt, was seven (set on three previous occasions), including in last week's season opener. The 403 yards on the nine punts was also a career best for the Ray Guy Award candidate.

□ Price, who did not serve as the starting punter at Purdue (Sept. 29), punted nine times at UCLA (Oct. 6) for 363 yards (40.3 per punt). He also pinned the Bruins inside their 20-yard line on three different occasions.

□ After entering last season with only two career punts, Price made his presence known across the country for Notre Dame. Price finished last season ranked sixth in the NCAA with a average boot of 45.4 yards (50 punts for 2,272 yards). He bested the previous Irish single-season school record of 44.9 held by Craig Hentrich (1990). Price also owns the Notre Dame career record (45.4). He not only boomed 14 kicks last year over 50+ yards, but also managed to drop 14 inside the opponents' 20-yard line. Price averaged 50+ yards in punts in two separate games in 2006, including a school-record average of 51.9 yards per kick (7-for-363) against Michigan. He was an '06 semifinalist for the Ray Guy award and has already received numerous preseason All-American honors this year. Price was named second-team All-American by Lindy's and honorable mention by Street & Smith's.

**100,000 FANS (OR MORE) AWAIT THE IRISH**

Notre Dame is quite accustomed to playing in front of huge crowds, but the Irish have taken it to another level in 2007. Notre Dame travelled to Penn State and Michigan in consecutive weeks. The Irish played in front of the second largest crowd in Beaver Stadium history (110,078) and 111,178 at Michigan Stadium the following week. Notre Dame became the second school to play consecutive road games before crowds exceeding 100,000. Minnesota is the only other school to ever play consecutive road games before 100,000 (Penn State and Michigan during the 2005 season).

**NOTING THE PURDUE GAME**

□ The game (65,250) was officially sold out, making it the 65th in the last 71 road games for the Irish that were sellouts. The 2001, 2003 and 2005 games at Stanford, the 2004 game vs. Navy (The Meadowlands), the 2005 game at Washington and the 2006 game at Air Force were not sellouts.

□ Notre Dame entered the game converting 66.7% of the time on fourth down (4-of-6), but the Irish were unable to convert a 4th-and-1 at the Purdue 35-yard line late in the first quarter. However, the Irish then converted four of its next five fourth downs to finish the game 4-of-6.

□ Prior to Saturday's game, Notre Dame had limited its opponent to 30.8% (4-for-13) conversion rate on third down. Purdue converted 2-of-3 on third down in the opening quarter, including a 3rd and 29. The Boilermakers were 4-of-8 on third down in the first half. The Irish limited Purdue to 2-of-7 on third down in the second half.

□ Purdue grabbed a 13-0 lead thanks in part to a **Jimmy Clausen** interception early in the second quarter. The Boilermakers' drive started on the Irish 25-yard line and culminated with a 34-yard field goal. Purdue added a five-yard drive for another field goal late in the second quarter to make it 16-0. The scoring drives were the ninth and 10th of the season for an Irish opponent that failed to cover 25 yards. In comparison, Notre Dame's 13 opponents only recorded six such drives over the entire season in 2006 (four were defensive touchdowns and one was a special teams touchdown).



33



19

□ The Boilermakers used a pair of second-quarter turnovers for points. Opponents of the Irish have taken supreme advantage of their 12 turnovers in 2007. Notre Dame's foes (Georgia Tech, Penn State, Michigan, Michigan State and Purdue) have turned those turnovers into 43 points. The Irish have been outscored 43-21 this season on turnovers.

□ Purdue totaled 262 yards (189 yards in the air and 73 on the ground), 16 first downs and 23 points in the first half. The Boilermakers averaged 6.0 yards per play in the opening 30 minutes, but Notre Dame limited Purdue to a total of 109 yards (63 in the air and 46 on the ground), 11 first downs and just 10 points in the second half. The Boilermakers averaged just 3.1 yards per play after halftime.

□ Notre Dame managed just 132 total yards (106 in the air and 26 on the ground), seven first downs and no points in the first half. However, the Irish recorded 294 yards (271 in the air and 23 on the ground) and 14 first downs in the second half.

	PU (1 <sup>st</sup> )	ND (1 <sup>st</sup> )	PU (2 <sup>nd</sup> )	ND (2 <sup>nd</sup> )
T/Yards	262	132	109	294
P/Yards	189	106	63	271
R/Yards	73	26	46	23
PTS	23	0	10	19
1st Downs	16	7	11	14

□ Notre Dame's 11 play, 81 yard touchdown scoring drive was the longest scoring drive of the season. The 81-yard march surpassed the 80 yard scoring drive last week against Michigan State.

□ Notre Dame followed the 81-yard scoring drive with a 79-yard touchdown march. The Irish went 14 plays (its longest drive in terms of plays this season).

□ Notre Dame entered the game with just two passing plays of 20 yards or longer over its first four games. The Irish had five such passing plays against Purdue on Saturday. Sophomore **Robby Parris** had receptions of 24 yards and 21 yards. Freshman **Golden Tate** had catches of 25, 36 and 43 yards.

□ Notre Dame's offense recorded season-highs in the following categories: points (19), touchdowns (3), passing yards (377), total yards (426), total yards per play (5.5), passing yards per completion (11.1), passing yards per attempt (7.2) and sacks allowed (2).

□ The 377 yards passing is not only a season-high, but is the most for a Notre Dame team since the Irish totaled 432 against Stanford on Nov. 26, 2005.

□ Sophomore punter **Eric Maust** recorded a career-long 48 yard punt in the second quarter. Maust, whose previous career-long was a 46-yarder earlier in the game, booted three punts for a total of 132 yards (44.0 per kick).

□ Sophomore outside linebacker **John Ryan** recorded his first career unassisted sack on a third down play deep in Irish territory. The sack forced an intentional grounding from Purdue quarterback Curtis Painter and thus limited the Boilermakers to a field goal. Ryan finished the day with six tackles, all solo, including two for loss (12 yards).

□ Freshman wide receiver **Golden Tate** picked up his first reception on the Notre Dame drive late in the second quarter. The 36-yard grab was the longest for the Irish this season (at the time). The previous long pass play was a 35-yard completion from **Jimmy Clausen** to **Robby Parris** against Penn State on Sept. 8. Tate added a 43-yard catch on a 4th-and-1 play early in the fourth quarter. He closed his breakthrough game with a spectacular 25-yard diving touchdown catch to bring Notre Dame within a touchdown, 26-19. Tate finished the game with career-highs in both receptions (3) and receiving yards (104). Tate is the first Irish receiver to eclipse 100 yards this season and first since Rhema McKnight last season against USC.

□ **Tate** is the first freshman Notre Dame wideout to surpass 100 yards receiving since Derrick Mayes had two catches for 100 yards against Pittsburgh on Oct. 10, 1992.

□ Junior free safety **Kyle McCarthy** recorded up his first career interception preventing another possible Purdue touchdown just before half-time.

□ Freshman quarterback **Jimmy Clausen** registered the longest completion of his career when he found fellow freshman wide receiver **Golden Tate** for a 36-yard reception late in the second quarter. For Clausen, it was his third pass play of 20 yards or more this season.

□ Clausen guided the Irish on a 37-yard scoring drive to bring Notre Dame within, 23-6. Not only did he throw his first career touchdown pass,

**Irish In The NFL**

<b>Arizona Cardinals</b> Bertrand Berry, DE Mike Gandy, OT	<b>Jacksonville Jaguars</b> John Carney, PK Derek Landri, DT
<b>Baltimore Ravens</b> Gerome Sapp, DB	<b>Miami Dolphins</b> Mike Rosenthal, OG
<b>Carolina Panthers</b> Deke Cooper, DB Marcus Freeman, TE	<b>New England Patriots</b> Corey Mays, LB Mike Richardson, DB
<b>Chicago Bears</b> Mark LeVoi, OT	<b>New Orleans Saints</b> Jeff Faine, OC John Owens, TE Renaldo Wynn, DE
<b>Cincinnati Bengals</b> Nedu Ndukwe, FS Dan Santucci, OG	<b>New York Giants</b> Jerome Collins, TE Justin Tuck, DE
<b>Cleveland Browns</b> Brady Quinn, QB	<b>Philadelphia Eagles</b> Victor Abiamiri, DE
<b>Dallas Cowboys</b> Anthony Fasano, TE Julius Jones, RB	<b>Pittsburgh Steelers</b> Sean Mahan, OC Allen Rossum, DB
<b>Denver Broncos</b> Ryan Harris, OT	<b>San Francisco 49ers</b> Arnaz Battle, WR Bryant Young, DE
<b>Green Bay Packers</b> Ryan Grant, RB Carlyle Holiday, WR	<b>Tampa Bay Buccaneers</b> Luke Petitgout, OT Maurice Stovall, WR
<b>Houston Texans</b> Jordan Black, OT Glenn Earl, SS Darius Walker, RB Anthony Weaver, DE	<b>Tennessee Titans</b> David Givens, WR Craig Hentrich, P
<b>Indianapolis Colts</b> Rocky Boiman, LB Travis Leitko, DE Hunter Smith, P	



- but the freshman completed 4-of-4 passes on the drive.
- ❑ Clausen finished the day 18-of-26 for 169 yards and one touchdown. The 18 completions are tied for the fourth most ever by a Notre Dame freshman quarterback (most since Brady Quinn completed 20 against Florida State on Nov. 1, 2003).
- ❑ Freshman wide receiver **Duval Kamara** picked up a pair of receptions (15 and 12 yards) on the first scoring drive of the second half. The 15-yard reception was the longest of Kamara's career. Kamara added his first career touchdown and finished the day with a career-high in both receptions (6) and receiving yards (68).
- ❑ Freshman outside linebacker **Brian Smith's** quarterback pressure forced an interception from Purdue quarterback Curtis Painter. Smith finished the afternoon with two tackles.
- ❑ Senior All-American strong safety **Tom Zbikowski** recorded his seventh career interception and first since Nov. 12, 2005 against Navy. Zbikowski has caused three turnovers this season, including two forced fumbles against Penn State on Sept. 8.
- ❑ Senior All-American tight end **John Carlson** registered his first touchdown reception of 2007 following a leaping five-yard grab cutting the Purdue lead to 23-6. The touchdown grab was the sixth of his career and first since Nov. 11, 2006 at Air Force. Carlson finished the day with a season-high six catches for 30 yards.
- ❑ Junior quarterback **Evan Sharpley** came off the bench to lead the Irish to a pair of second half touchdowns. Sharpley was 16-of-26 for 208 yards and two touchdowns. Sharpley is the first Irish quarterback other than Brady Quinn to toss multiple touchdowns in a game since Carlyle Holiday had four against Rutgers on Nov. 23, 2002 in a 42-0 victory.
- ❑ Sharpley is also the first Notre Dame quarterback to eclipse 200 yards (other than Quinn) since Holiday in the same game.

**NOTING THE MICHIGAN STATE GAME**

- ❑ The attendance of 80,795 is the 194th consecutive sellout at Notre Dame Stadium. Since 1966, every Notre Dame home football game has been a sellout except one — a 1973 Thanksgiving Day game vs. Air Force. The Irish now have played in front of sellouts in 242 of their past 243 home games.
- ❑ Michigan State and Notre Dame combined for 21 points in the first quarter. It marked the fourth consecutive game in the series between the Irish and Spartans where the teams combined for at least 17 first-quarter points. With two touchdowns in the first quarter, Michigan State now has scored at least 14 points in the opening 15 minutes in each of the past three meetings with Notre Dame.
- ❑ Michigan State and Notre Dame combined for 31 first-half points. It marked the third consecutive year in which the two teams totaled 30 or more points in the opening half (45 points in 2006; 41 points in 2005).
- ❑ Notre Dame became the first Michigan State opponent to score in the opening quarter in 2007. The Spartans had outscored their opponents 28-0 in the first quarter entering this afternoon.
- ❑ Notre Dame limited the Michigan State passing game to 135 yards in the air on Saturday. The Irish are allowing only 119.8 yards per game in the air — more than 80 fewer yards per game when compared to the 2006 season (203.4 passing yds allowed) and almost 150 fewer yards when compared to the 2005 season. The 119.8 yards passing per game would rank as the best for a Notre Dame defense since 1980 (when the Irish limited their opponents to 103.0 ypg passing). The Irish allowed 203.4, 264.6 and 281.2 ('04) yards passing in the past three seasons.
- ❑ The Irish passing defense also has limited the opposing quarterback quartet of Georgia Tech's Taylor Bennett (11-of-23), Penn State's Anthony Morelli (12-of-22), Michigan's Ryan Mallett (7-of-15) and Michigan State's Brian Hoyer (11-of-24) to a combined completion percentage of 48.8% (41-of-84).
- ❑ Sophomore running back **James Aldridge** picked up his first career start. Aldridge finished the afternoon with 104 yards on 18 carries. He became the first Notre Dame running back, other than departed Darius Walker, to eclipse 100 yards on the ground since Ryan Grant on Oct. 16, 2004. Aldridge is the third different running back to start for the Irish this season (Travis Thomas and Armando Allen also have started games). Aldridge's 43-yard burst in the second quarter was a career-long rush and the longest for the Irish this season.
- ❑ Senior running back **Travis Thomas** picked up his eighth career rush-



31



14

- ing touchdown -- the first offensive touchdown for the Irish this season. It was Thomas' first rushing touchdown since Oct. 28, 2006, against Navy.
- ❑ Senior defensive end **Trevor Laws** recorded a first-quarter fumble recovery, setting up the first Notre Dame score. Laws has recovered four fumbles over his career, including one earlier this season at Penn State. Laws finished the afternoon with nine tackles.
- ❑ Freshman running back **Robert Hughes** picked up his first career rush (an eight-yard run on Notre Dame's first-quarter scoring drive). He also added a 17-yard run and capped off an 80-yard scoring drive for the Irish with a three-yard touchdown run -- the first of his career.
- ❑ Senior punter **Geoff Price** recorded his 19th and 20th career punts of over 50 yards. Price averaged 36.7 yards on his six punts on the day.
- ❑ Junior free safety **David Bruton** registered his first career interception to prevent a possible Michigan State touchdown late in the second quarter. The turnover was the seventh forced by Notre Dame this season (third straight game Notre Dame has forced at least two turnovers). Bruton finished with a career-high 15 tackles in the game.
- ❑ Freshman linebacker **Kerry Neal** registered his first career sack late in the second quarter. He added a quarterback hurry and pass breakup on the following play.
- ❑ Sophomore punter **Eric Maust** recorded his second, third and fourth career punts (41, 38 and 50 yards). Maust's first career punt went for 45 yards at Penn State.
- ❑ Senior linebacker **Maurice Crum, Jr.** finished the afternoon with a team-best and career-high 16 tackles. Crum's previous career-high for tackles in a game was 14 set last season against Penn State. Crum has led the Irish in tackles on six different occasions over his career. The game also marked the third of his career with 10 or more tackles. The 16 tackles are the most for an Irish player since Chinedum Ndukwe had 22 stops at Air Force on Nov. 11, 2006.

**NOTING THE MICHIGAN GAME**

- ❑ The final attendance was 111,178 - the fourth consecutive meeting between Notre Dame and Michigan at Michigan Stadium to draw over 111,000 fans.
- ❑ The game was the 18th time in school history Notre Dame played before a crowd of at least 100,000 people, and the second consecutive week. The Irish and Penn State played before the second largest crowd in Beaver Stadium history last week. The Irish now are 9-9 in such games.
- ❑ Notre Dame became the second school in NCAA history to play consecutive road games before crowds of over 100,000. Minnesota had been the only school to accomplish the feat prior to the Irish. The total attendance of 221,256 (110,078 last week and 111,178 this week) is a new NCAA record for combined road attendance in consecutive weeks (the Golden Gophers played in front of 217,721 in back-to-back weeks against Penn State and Michigan in 2005.)
- ❑ Notre Dame fumbled 13 times, losing seven, over the entire 2006 season. The Irish fumbled six different times (losing two) against the Wolverines, including five in the game's opening quarter. Notre Dame fumbled 12 times (losing five) over the first three games of 2007. The Irish only lost six fumbles over the entire 2005 season as well.
- ❑ The six fumbles were the most fumbles since Notre Dame fumbled seven times against Boston College on Nov. 2, 2002.
- ❑ Notre Dame limited the potent Michigan passing game to just 90 yards in the air.
- ❑ The Irish passing defense limited Michigan's Ryan Mallett (7-of-15) to a completion percentage of 46.7%.
- ❑ The 31 points in the first half were the most points surrendered in a half by Notre Dame since Michigan totaled 34 in the opening half of the 2006 meeting.
- ❑ The 31-0 halftime deficit was the largest deficit for Notre Dame since Sept. 12, 1998 when it trailed Michigan State, 42-3, at intermission.
- ❑ Notre Dame allowed a total of 31 sacks the entire 2006 season (13 games) and just 21 in 2005. The Irish already allowed 23 sacks through its first three games.
- ❑ Michigan finished the game with 289 yards rushing. The rushing yards for the Wolverines were the most by an Irish opponent since Stanford had 309 on Oct. 3, 1998.
- ❑ Freshman wide receiver **Golden Tate** recorded a new career-long 40 yard kickoff return. Tate returned five kicks for 133 yards on the afternoon



38



0

(good for an average of 26.6). For the season, Tate is averaging 26.7 per return (seven returns for 187 total yards).

❑ Senior punter **Geoff Price** recorded his 17th and 18th career punts of over 50 yards. Price averaged 44.2 yards on his six punts on the day.

❑ Despite constant pressure (resulting in eight Michigan sacks) freshman quarterback **Jimmy Clausen** managed to complete 11-of-17 for 74 yards. In his first two career starts, Clausen has completed 57.1% percent of his passes (28-of-49). By comparison, former Notre Dame All-American Brady Quinn completed just 44.7% (34-of-76) and tossed four interceptions over his first two starts as a freshman.

❑ Junior free safety **David Bruton** led the Irish with nine total tackles. Bruton led Notre Dame in tackles in two of their first three games this season.

❑ Senior defensive end **Justin Brown** registered a career-high eight tackles, including one for loss.

❑ Junior strong safety **Ray Herring** picked up his first two career fumble recoveries. He is the first Irish player to have two fumble recoveries in one game since Jerome Sapp against Navy on Nov. 17, 2001.

❑ Senior defensive tackle **Dwight Stephenson, Jr.**, recorded a career-high seven tackles.

❑ Freshman linebacker **Brian Smith** picked up his first career forced fumble and first career tackle for loss.

#### NOTING THE PENN STATE GAME

❑ The attendance of 110,078 is the second largest crowd in Beaver Stadium history. Tonight's game was the 17th time in school history Notre Dame played before a crowd of at least 100,000 people, and the first time since Sept. 10, 2005 at Michigan (111,386 at Michigan Stadium in Ann Arbor). The Irish now are 9-8 in such games. It is the fourth largest crowd to ever watch Notre Dame play (top three are all at Michigan).

❑ Notre Dame managed just five first downs the entire first half against Georgia Tech in the season opener, but the Irish registered three first downs on the opening drive against Penn State (Notre Dame missed a 50-yard field goal attempt).

❑ Sophomore defensive back **Darrin Walls'** 73-yard interception return for touchdown was the first Notre Dame touchdown of 2007. The Irish had not scored a touchdown since late in the second quarter of the 2007 Sugar Bowl. Notre Dame had gone 99 minutes and two seconds without a touchdown.

❑ Penn State's 78-yard punt return for touchdown by Derrick Williams was the first punt return for touchdown by an Irish opponent since Anthony Chambers of Purdue went 72 yards on Sept. 7, 2002.

❑ Notre Dame converted its initial third down of the game, but failed to convert on third down the rest of the first half (the Irish were just 1-for-7 on third down over the first 30 minutes). Meanwhile, Penn State was 5-for-8 on third downs in the first half, including converting on five of its first six.

❑ The Irish converted just two third downs the entire game (2-for-16).

❑ The Irish picked up 47 yards (11 plays) and three first downs of offense on their opening drive of the game (before missing a 50-yard field goal). Notre Dame managed just 31 yards (19 plays) and one first down the rest of the first half.

❑ Notre Dame was whistled for eight first half penalties for 54 yards, while Penn State was not whistled for a first down over the opening 30 minutes. The Irish finished the night with 14 penalties, the most under head coach Charlie Weis.

❑ Notre Dame picked up just 10 first downs on the night. It is the fewest first downs for an Irish team since they managed just seven at Michigan on Sept. 13, 2003.

❑ The Irish are now 75-33-5 (.692) in road openers.

❑ Notre Dame has dropped eight of its last 11 road openers.

❑ Notre Dame is 38-21-3 all-time when its road opener is against a Big Ten school.

❑ Senior SS **Tom Zbikowski** forced his fifth and sixth career fumbles. Zbikowski also forced a fumble in Notre Dame's victory over Penn State a season ago. He added another forced fumble just before halftime.

❑ Zbikowski added a 47-yard punt return to set up a field goal bringing the Irish within a touchdown, 17-10. The punt return was the fourth of his career that exceeded 45 yards.

❑ Zbikowski became Notre Dame's all-time leader in tackles by a defen-

sive back surpassing the previous school record of 228 stops by Jim Browner (1976-78).

❑ Senior DT **Trevor Laws** picked up his first career fumble recovery just before halftime. Laws finished the night with a career-high 10 tackles.

❑ Senior ILB **Joe Brockington**, a native of Palmyra, Pa. recovered his first career fumble. He finished the night with a season-high 10 tackles, including 1.5 for loss.

❑ Senior P **Geoff Price** recorded a career-high nine punts. The previous career-high for Price was seven (set on three previous occasions), including in the 2007 season opener. The 403 yards on the nine punts was also a career best for the Ray Guy Award candidate.

❑ Junior NT **Pat Kuntz** recorded a career-best eight tackles, including a half tackle for loss.

❑ Sophomore WR **Robby Parris'** 35 yard reception in the fourth quarter was the longest of his career.

❑ Sophomore DB **Darrin Walls** not only registered his first career interception, but the Pittsburgh, Pa. native returned it 73-yards for a touchdown. The interception return was the first for the Irish since Terrail Lambert turned the task against Michigan State in 2006. The 73-yard INT return was the longest interception return since current senior Tom Zbikowski returned a pick 83 yards against BYU on Oct. 22, 2005.

❑ Freshman QB **Jimmy Clausen** became the eighth freshman to ever start at quarterback for Notre Dame (since at least 1950). He is the first rookie signal caller to start since Brady Quinn got the call against Purdue on Sept. 27, 2003. With tonight's being the second game of the season, Clausen is the first Notre Dame freshman to ever start this early into a season. The other freshman to earn starts for the Irish include Matt LoVecchio (2000), Paul Faila (1991), Kent Graham (1987), Steve Beuerlein (1983), Blair Kiel (1980) and Ralph Guglielmi (1951).

#### NOTING THE GEORGIA TECH GAME

❑ Notre Dame played nine freshmen in today's game. In last year's 14-10 opening game victory at Georgia Tech, 11 different Irish freshmen saw action. It was the third most for an opener since the freshman eligibility rule became enacted in 1972. Fourteen frosh played in the 36-13 win over Virginia in the 1989 Kickoff Classic, and 12 saw action in the 52-6 blowout of Purdue in 1983.

❑ Notre Dame limited the Yellow Jackets to a pair of field goals (another field goal attempt was blocked) on their three red-zone opportunities in the first half. The Irish allowed just 21 touchdowns on 42 red-zone chances in 2006.

❑ Notre Dame was shutout in an opening half for the first time since Sept. 11, 2004 against Michigan (Notre Dame Stadium). It is just the second time in head coach Charlie Weis' career in which the Irish were blanked in a half. Notre Dame was held scoreless by LSU in the second half of the 2007 Allstate Sugar Bowl.

❑ For the first time since Sept. 9, 1978, Notre Dame was shutout in the first half of its season opener. Missouri kicked a fourth quarter field goal to secure a 3-0 victory at Notre Dame Stadium to open the '78 season.

❑ Georgia Tech limited the Irish offense to a total of 66 yards in the entire first half. Notre Dame nearly surpassed that total on its 58-yard scoring drive in the third quarter.

❑ For the first time since Sept. 14, 1985, Notre Dame failed to score a touchdown in its season opener. The Irish lost that game 20-12 at Michigan.

❑ Notre Dame's 122 total yards on offense was the lowest total since recording only 109 total yards against USC on November 30, 2002 in a 44-13 loss in Los Angeles.

❑ Senior TE **John Carlson** moved past Derek Brown (1988-91) and Dean Maszta (1978-81) into third place on the Notre Dame career receptions list for tight ends following his third catch on Saturday. Carlson, now has 63 career receptions, trails Anthony Fasano (92, 2003-05) for second place. Ken MacAfee (1974-77) holds the school record for career receptions by a Notre Dame tight end with 128.

❑ In his first career start for the Irish, sophomore **Demetrius Jones** became the first QB other than Brady Quinn to start for Notre Dame since Sept. 20, 2003. Quinn started the final 46 games of his career. Jones finished the afternoon 1-for-3 passing for four yards. He also rushed for 28 yards on 12 carries.

❑ Junior FS **David Bruton**, making his first career start for Notre Dame,



31



10



33



3

picked up his first career quarterback sack on a third down play to force a Georgia Tech field goal early in the first quarter. Bruton finished the day with nine total tackles, six solos, and two tackles for loss.

□ Senior DT **Trevor Laws** registered his fourth career blocked field goal attempt. Laws blocked one kick in 2006 and two in 2005. The block kept the Notre Dame deficit at 6-0 heading into the second quarter. Laws also recorded nine tackles with one for a loss on the day.

□ Junior NT **Pat Kuntz**, who made his first career start, registered a pair of pass breakups and nearly recorded his first career interception mid-way through the second quarter. He also recorded two tackles.

□ Senior P **Geoff Price** booted a 55-yard punt late in the third quarter. The punt was his 15th career kick that sailed 50 yards or more. Price punted seven times in the contest for an average of 38.3 yards and a long punt of 55 yards.

**IRISH ALL-STARS ON WATCH LISTS**

Notre Dame senior strong safety **Tom Zbikowski** is a candidate for nearly every defensive award this season. The two-time All-American has been named to preseason watch lists for the Bednarik Award, Lott Trophy, Nagurski Trophy and Thorpe Award. In addition, senior tight end **John Carlson**, a Mackey Award finalist in 2006, was distinguished as one of 50 preseason candidates for the Maxwell Award. Senior linebacker **Maurice Crum, Jr.** is on the watch lists for the Bednarik, Nagurski and Lott, while senior center **John Sullivan** is on the Outland and Rimington lists. Sullivan, senior defensive end **Trevor Laws** and Crum are also on the Lombardi watch list.

**SIX IRISH PLAYERS EARN PRESEASON ALL-AMERICA HONORS**

Senior strong safety **Tom Zbikowski** was a preseason first-team All-America selection by ESPN.com, Athlon, The Sporting News and Phil Steele. He also earned preseason second-team honors from Lindy's and honorable mention accolades from Street & Smith's. Senior tight end **John Carlson** also earned multiple preseason first-team All-America selections. Athlon and Phil Steele each named Carlson a preseason first-team All-American. He also garnered second-team accolades from Lindy's and Street & Smith's. Senior center **John Sullivan** was the third and final Irish player to receive preseason first-team All-American honors. Sullivan was chosen by Street & Smith's. He also earned second-team honors from Phil Steele and third-team from Lindy's. Senior cornerback **Ambrose Wooden**, senior punter **Geoff Price** and sophomore offensive tackle **Sam Young** all earned honorable mention preseason All-American from Street & Smith's. Price was also tabbed a second-team All-American by Lindy's.

**LEADERSHIP COMMITTEE '07**

Every spring after spring drills, the Irish coaching staff votes on the Leadership Committee, which head coach Charlie Weis brought to Notre Dame in 2004. The Leadership Committee consists of players who serve in an advisory role.

Player, Pos.	Cl.	Hometown
John Carlson, TE	Sr.	Litchfield, Minn.
Maurice Crum, Jr., LB	Sr.	Tampa, Fla.
Trevor Laws, DE	Sr.	Burnsville, Minn.
Geoff Price, P	Sr.	Plano, TexAS
John Sullivan, C	Sr.	Old Greenwich, Conn.
Travis Thomas, TB	Sr.	Washington, Pa.
Tom Zbikowski, SS	Sr.	Arlington Heights, Ill.

**WHAT'S NEW?**

Much change has been happening with and around the Notre Dame football team since the final second ticked off the scoreboard against LSU in the Sugar Bowl. Here are some of the more notable changes:

□ Shift to 3-4: The Irish scrapped the 4-3 defense in favor of the 3-4 scheme in an effort to get more speed on the field.

□ New Face, New Title: Head coach Charlie Weis brought in two new coaches, including defensive coordinator Corwin Brown. Brown joined the Irish coaching staff after spending the previous three years with the New York Jets of the NFL. Weis also moved former Notre Dame quarterback Ron Powlus into the role of quarterbacks coach. Powlus spent the previous two seasons with the program as the director of personnel development.

**NUMBER CHANGE**

Sophomore kicker **Nate Whitaker** changed uniform number from #33 to #35. Whitaker and freshman **Robert Hughes** had previously shared the jersey.

**BIRTHDAY GREETINGS**

The following Irish players have birthdays coming up in the near future:

Oct. 14, 1987 Barry Gallup, Jr., WR, So.

**EARLY OPENER**

Notre Dame opened the season earlier in the calendar year (Sept. 1) than they have since Aug. 31, 2002 against Maryland (Giants Stadium).

**IN OVERTIME**

Notre Dame is 2-4 all-time in overtime games. The last time the Irish played an OT game was a 44-41 loss to Michigan State on Sept. 17, 2005.

**EIGHTH-BEST IN THE NCAA SINCE 1988**

Notre Dame has the nation's eighth best record over the last 20 seasons, or since the start of 1988. The Irish have posted a 162-69-2 record. The best Division I-A records from the start of 1988 (research courtesy of Colorado):

	School	G	W	L	T	Pct.
1.	Florida State	240	196	43	1	.819
2.	Miami, Fla.	235	188	47	0	.800
3.	Nebraska	242	192	49	1	.795
4.	Florida	242	183	58	1	.758
5.	Michigan	238	179	55	4	.761
6.	Ohio State	240	179	57	4	.754
7.	Tennessee	238	177	58	3	.750
8.	<b>Notre Dame</b>	<b>236</b>	<b>164</b>	<b>70</b>	<b>2</b>	<b>.699</b>
8.	Texas	236	162	72	2	.699
10.	Penn State	236	160	75	1	.680

**STARTING POINT**

Notre Dame has 10 players with double digit career starts. Leading the way is two-time All-American strong safety **Tom Zbikowski** with 40 career starts.

**Active Career Starts Leaders**

Player	Starts
Tom Zbikowski, 2003-	42
John Sullivan, 2003-	39
Trevor Laws, 2003-	31
Maurice Crum, Jr., 2004-	31
John Carlson, 2003-	25
Sam Young, 2006-	19
Ambrose Wooden, 2003-	17
Terrail Lambert, 2005-	16
Joe Brockington, 2003-	13
Travis Thomas, 2003-	10

**HISTORIC NOTRE DAME STADIUM**

The 2007 football season marks the 77th year of Irish football in fabled Notre Dame Stadium. The Irish have played 393 games in the facility to date and own a 297-93-5 (.762) record in the "House that Rockne Built." The Irish were 4-2 at home in 2005 and 6-1 in 2006 to push the team's record at home to 101-34 (.754) over the last 23 years. The most wins in a season by the Irish at home is seven by the 1988 national championship team and the longest home winning streak in Notre Dame football history is 28 games (from 11/21/42 through 9/30/50).

**SULLIVAN NAMED CAPTAIN; WALK-ONS AWARDED SCHOLARSHIPS**

Five Notre Dame football players were pleasantly surprised by head coach Charlie Weis at the beginning of practice on Aug. 23. In an impromptu announcement given in front of the team, fifth-year senior center **John Sullivan** was named a team captain and junior center **Thomas Bemenderfer**, senior cornerback **Wade Iams**, senior long snapper **J.J. Jansen** and senior cornerback **William David Williams** all were awarded scholarships for the 2007-08 school year.

The coaching staff unanimously decided to name Sullivan the fifth

team captain for 2007 based on the leadership role he demonstrated throughout the summer and training camp. He joins fellow fifth-year seniors John Carlson, Travis Thomas and Tom Zbikowski along with fourth-year senior Maurice Crum Jr. as team captains. Sullivan is the most experienced returning offensive player, having started 21 consecutive games at center and 33 games at that position in his Notre Dame career. He was named to the 2007 watch lists for the Outland Trophy and Rimington Award and was tabbed a first-team preseason All-American by Street & Smith's.

Bemenderfer began his college career as a scholarship athlete at Northwestern University before transferring to Notre Dame for the 2006-07 school year. The Mishawaka, Ind., native and Penn High School graduate walked onto the football team last year and is currently listed as a backup center.

Iams is also a local product as he hails from Mishawaka, Ind., and is a graduate of Penn High School. The four-year walk-on earned a 4.0 grade-point average during the 2006-07 school year and currently holds a 3.921 cumulative GPA.

Jansen earned a scholarship for the second-consecutive season and serves as the team's long snapper. The Phoenix, Ariz., product became the team's long snapper in the middle of the 2005 season and has held that position ever since.

Williams is in his third year with the Notre Dame football team. A Raleigh, N.C., native, he earned a 3.933 GPA during the 2007 spring semester and his cumulative GPA for the 2006-07 school year was 3.893.

**IRISH CHAMPIONSHIP FOOTBALL COACHES HONORED**

The five coaches who have produced national championships in football at the University of Notre Dame - Knute Rockne, Frank Leahy, Ara Parseghian, Dan Devine and Lou Holtz - are now honored as part of the third Notre Dame Stadium gate to feature the history and tradition of the Irish football program.

Mixed media wall relief portraits and action montages of the five Notre Dame national championship coaches this week were positioned at Gate D of Notre Dame Stadium, as part of a multi-year plan to theme the five entrance gates to Notre Dame's home football facility. They were created by Lou Cella, senior sculptor of Timeless Creations, Inc., a division of the Rotblatt-Amrany Fine Art Studio in Highland Park, Ill.

Cella created the statue of former Detroit Tiger broadcaster Ernie Harwell at Comerica Park in Detroit, and he also did the sculpture of Father Theodore Hesburgh and Father Edmund Joyce (former Notre Dame president and executive vice president) just south of the Hesburgh Library on the Notre Dame campus. Rotblatt-Amrany is responsible for the Michael Jordan statue in front of the United Center in Chicago, as well as various statues of sports figures Wilt Chamberlain, Magic Johnson, Vince Lombardi, Al McGuire and George Halas.

The national championship coach display at Gate D is the third of the Notre Dame Stadium gates to be finished, following the Heisman Trophy display at Gate B that opened in 2005 and the All-America display at Gate A that opened in 2006. Funding for all the themed gates has been provided by the Notre Dame Monogram Club.

Notre Dame's 79 consensus All-America football players are honored inside Gate A with panels containing authentic Notre Dame helmets with nameplates. Those displays were designed by Rockwell Group of New York and fabricated by Show Motion Inc., of Connecticut.

Prior to the 2005 season, three-by-eight foot replica Heisman Trophies were added to the Gate B display, where pictures of all seven Irish Heisman winners were placed earlier. The honoring of Notre Dame's Heisman Trophy winners took the form of seven individual panels installed within existing brick niches of the old stadium wall just inside Gate B - with one display each for Angelo Bertelli, John Lujack, Leon Hart, John Lattner, Paul Hornung, John Huarte and Tim Brown.

Each display consists of a three-by-eight-foot aluminum panel, powder-coated in Notre Dame blue and serving as a background for holding an oversized, three-foot-tall replica of the Heisman Trophy. The Heisman replicas are finished in bronze, cantilevered off of the blue aluminum panels and sculpted from an original Heisman Trophy.

**IRISH WILL WEAR THROWBACK UNIFORMS AGAINST USC**

Notre Dame and adidas will honor the 30th anniversary of the 1977 National Championship team by wearing the authentic green jerseys and gold pants for the USC game on October 20th.

The throwback uniforms will be designed to replicate those worn

by the 1977 team.

**IRISH ADD HERALDED SIGNING CLASS**

This preseason, Notre Dame has welcomed another outstanding recruiting class under third-year head coach Charlie Weis. The Irish signing class has been ranked as high as fifth (tied) in college football. Below charts where the media experts tabbed Notre Dame's 2007 incoming class:

CBS SportsLine.com.....	t-5th
SuperPrep.....	11th
ESPN.com .....	8th
Scout.com .....	11th
CollegeFootballNews.com .....	11th
Rivals.com .....	8th

**ARA PARSEGHIAN STATUE DEDICATED ON SEPT. 22**

A statue of former University of Notre Dame football coach Ara Parseghian, a member of the College Football Hall of Fame, was dedicated on Saturday, Sept. 22, 2007, at Notre Dame Stadium.

The dedication, the morning of the Notre Dame-Michigan State football game, took place at Notre Dame Stadium's Gate D, which honors the Irish national championship football coaches.

All of Parseghian's former players and coaches were invited to the dedication ceremonies - and more than 200 of them attended. Speaking at the dedication on behalf of Parseghian's former players will be 1964 Heisman Trophy winner John Huarte.

The Parseghian statue shows the former Irish coach on the shoulders of his players following the '71 Cotton Bowl win over top-rated Texas. The statue was sculpted by Notre Dame graduate Jerry McKenna, who also created the Frank Leahy and Moose Krause statues east of Notre Dame Stadium, as well as the Knute Rockne sculpture at the College Football Hall of Fame in downtown South Bend, Ind.

The sculpture has been funded completely by donations from Parseghian's former players, assistant coaches and student managers. Plans for the statue were spearheaded by former Irish football player Peter Schivarelli (he played in '69 and '70).

The sculpture will complement bas relief portraits of the five Notre Dame national championship coaches - Rockne, Leahy, Parseghian, Dan Devine and Lou Holtz - that are now located at Gate D, designated the national championship coaches gate.

Parseghian served as Irish head coach from 1964 through the '74 season (he previously had been head coach at Northwestern for eight seasons and Miami of Ohio for five). His Notre Dame teams won consensus national titles in 1966 and 1973, and also claimed the McArthur Bowl Trophy from the National Football Foundation following a 9-1 campaign in '64. His 11 Notre Dame teams combined to finish 95-17-4 (.836) - and his Irish posted victories in the 1971 Cotton Bowl (over top-rated Texas), the 1973 Sugar Bowl (over top-rated Alabama) and the 1975 Orange Bowl (again over unbeaten Alabama).

Parseghian was chosen the national college coach of the year in 1964 by the Football Writers Association of America and by the American Football Coaches Association. Only one time in 11 seasons did one of his teams lose as many as three games in a season, and on 40 occasions during that period Irish players received first-team All-America recognition. He coached eight NCAA postgraduate scholarship winners, 17 Academic All-Americans and five eventual winners of the NCAA Silver Anniversary award. Parseghian was selected to the College Football Hall of Fame in 1980.

In 1994, Parseghian started the Ara Parseghian Medical Research Foundation to fund study of Niemann-Pick Type C Disease in hopes of moving towards a cure. To that end, the foundation has raised more than \$22 million to combat the disease, which has claimed three of Parseghian's grandchildren. The disease, also known as NP-C, is a genetic pediatric neurodegenerative disorder that causes progressive deterioration of the nervous system, usually in school-age children. By interfering with children's ability to metabolize cholesterol, the NP-C causes large amounts of the substance to accumulate in the liver, spleen and brain, leading to a series of ultimately fatal neurological problems.

Former Irish team captains under Parseghian who are confirmed to attend the ceremonies are Jim Carroll (1964), Phil Sheridan ('65), Jim Lynch ('66), Mike Oriard ('69), John Dampier ('72), Greg Marx ('72) and Dave Casper ('73).

All-Americans under Parseghian expected to attend include Huarte (1964), Carroll ('64), Tony Carey ('64), Kevin Hardy ('64, '66, '67), Lynch ('65, '66), Nick Eddy ('66), Pete Duranko ('66), Jim Seymour ('66, '67, '68), George Goeddeke ('66), Mike McGill ('67), Oriard ('69), Clarence Ellis ('70, '71), Marx ('72), Dampeer ('72) and Casper ('73).

#### **COLLEGE FOOTBALL HALL OF FAME CHRIS ZORICH HONORED**

Chris Zorich, two-time All-American defensive tackle at the University of Notre Dame, was one of 12 former college players and two coaches named to the National Football Foundation's 2007 College Football Hall of Fame Class for the NCAA Football Bowl Subdivision (formerly Division I-A). Zorich was recognized for his honor at halftime of the Georgia Tech game.

The 2007 College Football Hall of Fame class will be inducted at the 50th Annual Awards Dinner on Dec. 4, 2007, at the Waldorf-Astoria Hotel in New York City. The players and coaches were enshrined at the Hall of Fame in South Bend in August 2007.

Zorich becomes the 42nd former Notre Dame player inducted into the College Football Hall of Fame. The Irish also have five former coaches in the Hall and the 47 total enshrinees are the most of any NCAA institution.

A three-year starter at defensive tackle for the Irish, Zorich left Notre Dame as one of the most decorated defensive players in school history. He was a two-time All-American, earning unanimous first-team All-America accolades as a senior in 1990. Zorich was named United Press International Lineman of Year for 1989 and was chosen CBS Sports/Chevrolet Defensive Player of the Year for 1990. He was selected as the 1990 Lombardi Award recipient, given annually to the outstanding lineman in college football, and was a finalist for the Outland Trophy that year, too. Zorich started at nose tackle on the 1988 national championship team and finished his Notre Dame career with 219 tackles, including 21 tackles for loss.

Zorich graduated from Notre Dame with a Bachelor of Arts degree in American Studies in 1991 and from the Notre Dame Law School in 2002.

A native of Chicago's South Side, Zorich is president of the Christopher Zorich Foundation and is a past recipient of USA Weekend's "Most Caring Athlete Award" and the Jesse Owens Foundation Humanitarian Award. The Foundation assists disadvantaged families through a variety of diverse activities and have affected over 100,000 individuals.

Zorich currently lives in Chicago where he works for the law firm of Schuyler, Roche & Zwirner, P.C.

#### **HUNDREDS OF FORMER PLAYERS TO FORM PRE-GAME "TUNNEL"**

Another Notre Dame tradition will continue with the game versus arch-rival USC, as prior to the game the 2007 team will run through a tunnel comprised of former Irish football players (several hundred are expected to return). Former head coach Bob Davie wrote a letter to every former Notre Dame football player during the summer of 1997, with the University providing them with the opportunity to buy two tickets to the season opener and inviting them to be part of the tunnel ceremony. Nearly 250 Irish football alumni formed the tunnel prior to the 1997 opener versus Georgia Tech and approximately 300 former players formed the tunnel prior to the 1998 opener versus Michigan before returning again for the '99 opener vs. Kansas. Another such group is expected versus the Trojans.

#### **FWAA/CHARLOTTE TOUCHDOWN CLUB UNVEIL DEFENSIVE LEGENDS AWARD**

The FWAA and Charlotte Touchdown Club will present the first annual Bronko Nagurski Legends Award in conjunction with the Bronko Nagurski Trophy this coming December in Charlotte.

The FWAA began selecting separate defensive and offensive All-America squads during the 1966 season. And, the first annual award will go to the players at Michigan State and Notre Dame who played in one of the greatest defensive games of the 20th Century. The teams were ranked No. 1 and 2 in the country when they met in East Lansing that season. The historic game ended in a 10-10 tie.

For the only time in history, two players from two teams made the 1966 FWAA All-America team on the defensive side of the ball: Notre Dame's Jim Lynch and Alan Page and Michigan State's Bubba Smith and George Webster. One of those players or a representative from each school is expected to be in Charlotte on Dec. 3 for the presentation when the 2007 Bronko Nagurski Trophy is awarded to the best defensive play-

er in college football.

#### **TICKETS AVAILABLE FOR 2007 FOOTBALL KICKOFF LUNCHEONS**

Tickets are now on sale for the 2007 Notre Dame Kickoff Luncheons held the Friday prior to each Irish home football game. The luncheons feature Notre Dame head coach Charlie Weis, Irish players and assistant coaches, plus special guests and other attractions.

Tickets are \$18 each, with a handling fee of \$3 (payment may be made with one check for more than one luncheon). There are 10 seats per table — and if you wish to sit as a group at the same table with other guests, please return all reservations in one envelope.

Checks should be made payable to "University of Notre Dame" and mailed to: Athletics Business Office, 112 Joyce Center, Notre Dame, IN 46556. Telephone and credit card reservations are not accepted.

A printed reservation form also is available on Notre Dame's athletics web site at [www.und.com](http://www.und.com).

The luncheons are held in the Joyce Center fieldhouse (north dome) on the Notre Dame campus, with a noon (ET) start. Be aware that advance reservations are required for tickets, and tickets are not routinely available at the door.

#### **PEP RALLIES**

All 2007 pep rallies will be held in the Joyce Center Arena (south dome), unless moved inside Notre Dame Stadium, on Fridays before Saturday home games, beginning at 6 p.m. (ET). The Irish squad enters the arena at 6:30 p.m.

#### **THE KEVIN WHITE SHOW**

Look for the Kevin White Show on WLS 890 AM radio in Chicago. The hour-long program, which debuted Aug. 25, is in its eighth season. Guests regularly will include familiar names from all facets of college athletics. The show features White, Notre Dame's director of athletics, and ESPN 1000's Dave Juday. It can be heard regularly at 7:00 a.m. Central time on Saturday. The show airs on more than 30 states around the U.S. on WLS 890 AM in Chicago.

**Notre Dame Player  
Career Highs**

**JAMES ALDRIDGE**

**Season**  
 Carries 22, at UCLA (10.6)  
 Rushing Yards 104, Michigan State (9.22)  
 Longest Rush 43, Michigan State (9.22)  
 Receptions 3, at UCLA (10.6)  
 Receiving Yards 18, at UCLA (10.6)  
 Longest Reception 11, at UCLA (10.6)

**Career**

Carries 22, at UCLA (10.6.07)  
 Rushing Yards 104, Michigan State (9.22.07)  
 Longest Rush 43, Michigan State (9.22.07)  
 Receptions 3, at UCLA (10.6.07)  
 Receiving Yards 18, at UCLA (10.6.07)  
 Longest Reception 11, at UCLA (10.6.07)

**ARMANDO ALLEN**

**Season/Career**  
 Carries 9, at Michigan (9.15)  
 Rushing Yards 25, twice  
 Longest Rush 11, twice  
 Receptions 6, at Penn State (9.8)  
 Receiving Yards 38, at Penn State (9.8)  
 Longest Reception 15, at Penn State (9.8)  
 Longest Kickoff Return 33, at Purdue (9.29)  
 Kickoff Return Yards 84, vs. Ga. Tech (9.1)  
 Kickoff Returns 5, vs. Ga. Tech (9.1)

**JOE BROCKINGTON**

**Season**  
 Tackles 10, at Penn State (9.8)  
 TFL 1.5, at Penn State (9.8)  
 Fumble Recoveries 1, at Penn State (9.8)  
 QB Hurries 1, vs. Ga. Tech (9.1)

**Career**

Tackles 15, at Air Force (11.11.06)  
 TFL 1.5, at Penn State (9.8.07)  
 Fumble Recoveries 1, at Penn State (9.8.07)  
 PBUs 1, v. Purdue (9.30.06)  
 Sacks 1.0, at USC (11.25.06)

**JUSTIN BROWN**

**Season**  
 Tackles 8, at Michigan (9.15)  
 TFL 1.5, at Penn State (9.8)  
 Sacks 0.5, at Penn State (9.8)

**Career**

Tackles 8, at Michigan (9.15.07)  
 TFL 1.5, at Penn State (9.8.07)  
 PBUs 1, vs. UNC (11.4.06)  
 Sacks 1.0, vs. Navy (10.28.06)

**DAVID BRUTON**

**Season**  
 Tackles 15, Michigan State (9.22)  
 TFL 2.0, vs. Ga. Tech (9.1)  
 Sacks 1.0, vs. Ga. Tech (9.1)  
 Interceptions 1, twice  
 Interception Return 17, at UCLA (10.6)

**Career**

Tackles 15, Michigan State (9.22.07)  
 TFL 2.0, vs. Ga. Tech (9.1.07)  
 Sacks 1.0, vs. Ga. Tech (9.1.07)  
 PBUs 1, at Purdue (10.1.05)  
 Interceptions 1, twice  
 Longest INT Return 17, at UCLA (10.6.07)

**JOHN CARLSON**

**Season**  
 Receptions 6, at UCLA (10.6)  
 Receiving Yards 38, at UCLA (10.6)

Longest Reception 16, Michigan State (9.22)  
 Receiving TDs 1, at Purdue (9.29)

**Career**

Receptions 8, vs. North Carolina (11.4.06)  
 Receiving Yards 121, at MSU (9.23.06)  
 Receiving TDs 1, six times  
 Longest Reception 62, at MSU (9.23.06)

**JIMMY CLAUSEN**

**Season/Career**  
 Carries 10, at Penn State (9.8)  
 Rushing Yards -14, vs. Ga. Tech (9.1)  
 Longest Rush 10, at Penn State (9.8)  
 Pass Attempts 32, at Penn State (9.8)  
 Pass Completions 18, at Purdue (9.29)  
 Passing Yards 169, at Purdue (9.29)  
 Longest Completion 36, at Purdue (9.29)  
 Passing TDs 1, at Purdue (9.29)  
 Rushing TDs 1, at UCLA (10.6)

**MAURICE CRUM, JR.**

**Season**  
 Tackles 16, Michigan State (9.22)  
 TFL 1.0, twice  
 Sacks 1.0, at UCLA (10.6)  
 PBUs 2, at UCLA (10.6)  
 Interceptions 2, at UCLA (10.6)  
 Forced Fumbles 2, at UCLA (10.6)  
 Fumble Recoveries 2, at UCLA (10.6)  
 Longest INT Return 33, at UCLA (10.6)  
 Longest Fumble Return 34, at UCLA (10.6)  
 Fumble Return TD 34, at UCLA (10.6)

**Career**

Tackles 16, Michigan State (9.22.07)  
 TFL 3.0, twice  
 QB Hurries 1, five times  
 Sacks 1, five times  
 Interceptions 2, at UCLA (10.6.07)  
 PBUs 2, at UCLA (10.6.07)  
 Interceptions 2, at UCLA (10.6.07)  
 Forced Fumbles 2, at UCLA (10.6.07)  
 Fumble Recoveries 2, at UCLA (10.6.07)  
 Longest INT Return 33, at UCLA (10.6.07)  
 Longest Fumble Return 34, at UCLA (10.6.07)  
 Fumble Return TD 34, at UCLA (10.6.07)

**LEO FERRINE**

**Season**  
 Tackles 2, at Penn State (9.8)

**Career**

Tackles 6, vs. BYU (10.22.05)  
 TFL 1.0, twice  
 Interceptions 1, vs. Syracuse (11.19.05)  
 Longest INT Return 16, vs. Syracuse (11.19.05)  
 Fumble Recoveries 1, vs. Tenn. (11.5.05)

**DAVID GRIMES**

**Season**  
 Receptions 5, at Penn State (9.8)  
 Receiving Yards 45, at Penn State (9.8)  
 Longest Reception 17, at Purdue (9.29)

**Career**

Receptions 8, vs. UCLA (10.21.06)  
 Receiving Yards 79, vs. UCLA (10.21.06)  
 Longest Reception 36, vs. Navy (10.28.06)  
 Receiving TDs 1, vs. Navy (10.28.06)  
 Longest Kickoff Return 50, vs. UNC (11.4.06)  
 Kickoff Return Yards 145, vs. Michigan (9.16.06)  
 Kickoff Returns 6, vs. Michigan (9.16.06)  
 Punt Return Yards 17, vs. Navy (11.12.05)  
 Punt Returns 1, vs. Navy (11.12.05)

Longest Punt Return 17, vs. Navy (11.12.05)

**D.J. HORD**

**Season**  
 Receptions 1, twice  
 Receiving Yards 5, vs. Ga. Tech (9.1)  
 Longest Reception 5, vs. Ga. Tech (9.1)

**Career**

Receptions 1, twice  
 Receiving Yards 5, vs. Ga. Tech (9.1.07)  
 Longest Reception 5, vs. Ga. Tech (9.1.07)  
 Longest Kickoff Return 36, vs. Tenn. (11.5.05)  
 Kickoff Return Yards 70, vs. Tenn. (11.5.05)  
 Kickoff Returns 3, vs. Tenn. (11.5.05)

**RAY HERRING**

**Season**  
 Tackles 2, vs. Ga. Tech (9.1)  
 Fumble Recoveries 2, at Michigan (9.15)

**Career**

Tackles 9, vs. Stanford (10.7.06)  
 PBUs 1, vs. Purdue (9.30.06)  
 Fumble Recovery 1, vs. Army (11.18.06)

**ROBERT HUGHES**

**Season/Career**  
 Longest Kick. Ret. 15, Michigan State (9.22)  
 Kick. Ret. Yds 15, vs. Michigan State (9.22)  
 Kickoff Returns 2, vs. Ga. Tech (9.1)  
 Carries 6, Michigan State (9.22)  
 Rushing Yards 33, Michigan State (9.22)  
 Longest Rush 17, Michigan State (9.22)  
 Rushing TDs 1, Michigan State (9.22)

**JUNIOR JABBIE**

**Season/Career**  
 Carries 4, at Purdue (9.29)  
 Rushing Yards 16, at Purdue (9.29)  
 Longest Rush 6, at Purdue (9.29)  
 Receptions 4, at Purdue (9.29)  
 Receiving Yards 15, at Purdue (9.29)  
 Longest Reception 10, at Purdue (9.29)

**DUVAL KAMARA**

**Season/Career**  
 Receptions 6, at Purdue (9.29)  
 Receiving Yards 68, at Purdue (9.29)  
 Longest Reception 15, twice  
 Receiving TDs 1, at Purdue (9.29)

**PAT KUNTZ**

**Season**  
 Tackles 8, twice  
 TFLs 0.5, at Penn State (9.8)  
 PBUs 2, twice

**Career**

Tackles 8, twice  
 TFL 0.5, twice  
 Sacks 0.5, at Air Force (11.11.06)  
 Fumble Recoveries 1, at Navy (10.28.06)  
 PBUs 2, twice

**TERRAIL LAMBERT**

**Season**  
 Tackles 6, vs. Ga. Tech (9.1)  
 Interception 1, at UCLA (10.6)  
 Longest INT Return 1, at UCLA (10.6)

**Career**

Tackles 11, vs. Purdue (9.30.06)  
 TFL 1.0, vs. Purdue (9.30.06)  
 Interceptions 2, at MSU (9.23.06)

**Notre Dame Player  
Career Highs**

Longest INT Return 27, at MSU (9.23.06)  
 PBUs 1, twice  
 Fumble Recoveries 1, at Air Force (11.11.06)  
 Fumbles Forced 1, vs. Purdue (9.30.06)

**TREVOR LAWS**

**Season**

Tackles 10, at Penn State (9.8)  
 TLF 3.0, at Purdue (9.29)  
 QB Hurries 2, Michigan State (9.22)  
 Fumble Recoveries 1, twice  
 PBUs 2, at UCLA (10.6)  
 Blocked Kicks 1, vs. Ga. Tech (9.1)  
 Sacks 1, twice

**Career**

Tackles 11, vs. Michigan (9.16.06)  
 TFL 3.0, at Purdue (9.29.07)  
 Sacks 1, seven times  
 Interceptions 1, at USC (11.25.06)  
 PBUs 2, at UCLA (10.6.07)  
 QB Hurries 2, Michigan State (9.22.07)  
 Blocked Kicks 1, four times  
 Fumble Recoveries 1, three times  
 Fumbles Forced 1, twice

**KERRY NEAL**

**Season/Career**

Tackles 3, at UCLA (10.6)  
 QB Hurries 1, Michigan State (9.22)  
 TFL 1.0, Michigan State (9.22)  
 Sacks 1.0, Michigan State (9.22)  
 Fumble Recovery 1, at UCLA (10.6)  
 Longest Fumble Return 11, at UCLA (10.6)

**ROBBY PARRIS**

**Season/Career**

Receptions 7, at Purdue (9.29)  
 Receiving Yards 93, at Purdue (9.29)  
 Longest Reception 35, at Penn State (9.8)

**GEOFF PRICE**

**Season**

Punts/Game 9, twice  
 Punt Yards 403 at Penn State (9.8)  
 Punt Average 44.8 at Penn State (9.8)  
 Longest Punt 57 at Penn State (9.8)  
 Punts Inside 20 3, at UCLA (10.6)  
 Punts 50+ 2, twice

**Career**

Punts/Game 9, at Penn State (9.8.07)  
 Punt Yards 403 at Penn State (9.8.07)  
 Punt Average 51.9 vs. Michigan (9.16.06)  
 Longest Punt 62 vs. Penn State (9.9.06)  
 Punts Inside 20 3, twice  
 Punts 50+ 4, vs. LSU (1.3.07)

**JOHN RYAN**

**Season/Career**

Tackles 7, at Michigan (9.15)  
 TFLs 2.0, at Purdue (9.29)  
 PBUs 0.5, at Penn State (9.8)  
 Sacks 1.0, twice

**ASAPH SCHWAPP**

**Season**

Carries 1, three times  
 Rushing Yards 2, at UCLA (10.6)  
 Longest Rush 2, at UCLA (10.6)  
 Receptions 1, at Purdue (9.29)  
 Receiving Yards 5, at Purdue (9.29)  
 Longest Reception 5, at Purdue (9.29)

**Career**

Carries 8, vs. BYU (10.22.05)  
 Rushing Yards 27, vs. BYU (10.22.05)  
 Receptions 2, vs. Navy (11.12.05)  
 Receiving Yards 21, vs. Navy (11.12.05)  
 Longest Reception 12, vs. Navy (11.12.05)

**EVAN SHARPLEY**

**Season/Career**

Carries 10, vs. Ga. Tech (9.1)  
 Rushing Yards -2, Michigan State (9.22)  
 Longest Rush 3, twice  
 Pass Attempts 26, at Purdue (9.29)  
 Pass Completions 16, at Purdue (9.29)  
 Passing Yards 208, at Purdue (9.29)  
 Longest Completion 43, at Purdue (9.29)  
 Passing TDs 2, at Purdue (9.29)

**BRIAN SMITH**

**Season/Career**

Tackles 3, Michigan State (9.22)  
 QB Hurries 1, twice  
 TFL 1.0, at UCLA (10.6)  
 Sacks 1.0, at UCLA (10.6)

**DWIGHT STEPHENSON, JR.**

**Season/Career**

Tackles 6, at Michigan (9.15)  
 QB Hurries 1, at Penn State (9.8)  
 TFL 2.0, at UCLA (10.6)

**GOLDEN TATE**

**Season/Career**

Longest Kickoff Return 40, at Michigan (9.15)  
 Kickoff Return Yards 133, at Michigan (9.15)  
 Kickoff Returns 5, at Michigan (9.15)  
 Receptions 3, at Purdue (9.29)  
 Receiving Yards 104, at Purdue (9.29)  
 Longest Reception 43, at Purdue (9.29)  
 Receiving TDs 1, at Purdue (9.29)

**TRAVIS THOMAS**

**Season**

Carries 7, vs. Ga. Tech (9.1)  
 Rushing Yards 12, at Penn State (9.8)  
 Longest Rush 13, at Michigan (9.15)  
 Rushing TDs 1, Michigan State (9.22)

**Career**

Carries 18, vs. USC (10.15.05)  
 Rushing Yards 58, vs. Navy (11.12.05)  
 Rushing TDs 1, eight times  
 Longest Rush 43, vs. Penn State (9.9.06)  
 Receptions 2, at BYU (9.4.04)  
 Receiving Yards 28, at BYU (9.4.04)  
 Longest Reception 15, at BYU (9.4.04)

**BRANDON WALKER**

**Season/Career**

Field Goals 2, at UCLA (10.6)  
 Longest FG 48, at UCLA (10.6)

**GEORGE WEST**

**Season**

Receptions 4, at Purdue (9.29)  
 Receiving Yards 37, at Purdue (9.29)  
 Longest Reception 20, vs. Ga. Tech (9.1)

**Career**

Carries 1, vs. Purdue (9.30.06)  
 Rushing Yards 11, vs. Purdue (9.30.06)  
 Rushing TDs 1, vs. Purdue (9.30.06)  
 Receptions 4, at Purdue (9.29.07)  
 Receiving Yards 37, at Purdue (9.29.07)  
 Longest Reception 20, vs. Ga. Tech (9.1.07)

Longest Kickoff Return 33, at Ga. Tech (9.2.06)  
 Kickoff Return Yards 71, at MSU (9.23.06)  
 Kickoff Returns 3, at MSU (9.23.06)  
 Punt Return Yards 15, vs. UNC (11.4.06)  
 Punt Returns 2, vs. UNC (11.4.06)  
 Longest Punt Return 10, vs. UNC (11.4.06)

**IAN WILLIAMS**

**Season/Career**

Tackles 4, twice  
 TFL 0.5, at Penn State (9.8)

**AMBROSE WOODEN**

**Season**

Tackles 6, at UCLA (10.6)

**Career**

Tackles 12, at Pittsburgh (9.3.05)  
 Interceptions 1, twice  
 PBUs 2 vs. MSU (9.17.05)  
 Fumble Recoveries 1, vs. LSU (1.2.06)  
 Fumbles Forced 1, vs. LSU (1.3.07)

**WILL YEATMAN**

**Season/Career**

Receptions 1, twice  
 Receiving Yards 10, vs. Ga. Tech (9.1)  
 Longest Reception 10, vs. Ga. Tech (9.1)

**TOM ZBIKOWSKI**

**Season**

Tackles 8, at Michigan (9.15)  
 TFL 1.0, at UCLA (10.6)  
 Sacks 1.0, at UCLA (10.6)  
 Forced Fumbles 2, at Penn State (9.8)  
 Punt Return Yards 47, at Penn State (9.8)  
 Punt Returns 3, at Michigan (9.15)  
 Longest Punt Return 47, at Penn State (9.8)  
 Interceptions 1, at Purdue (9.29)  
 Longest INT Return -2, at Purdue (9.29)

**Career**

Tackles 14, vs. Navy (10.28.06)  
 TFL 1.5, at BYU (9.4.04)  
 Interceptions 1, six times  
 Sacks 1, twice  
 PBUs 2, at Washington (9.24.05)  
 QB Hurries 2, vs. UCLA (10.21.06)  
 Fumble Recoveries 1, twice  
 Fumbles Forced 2, twice  
 Longest INT Return 83, vs. BYU (10.22.05)  
 Longest Fumble Return 75, at MSU (9.18.04)  
 Punt Return Yards 118, vs. Tenn. (11.5.05)  
 Punt Returns 6, at Stanford (11.25.06)  
 Longest Punt Return 78, vs. UT (11.5.05)  
 Longest Kickoff Return 28, at USC (11.25.06)  
 Kickoff Return Yards 107, at USC (11.25.06)  
 Kickoff Returns 5, at USC (11.25.06)

**The  
Last Time**

**NOTRE DAME**

**RUSHING**

Had 400 or more yards: .....at Boston College, 1996 (426)  
 Had 300 or more yards: .....at Stanford, 2003 (320)  
 Had 70 or more rushing attempts: .....vs. Michigan State, 1991 (76)  
 Had 60 or more rushing attempts: .....vs. West Virginia, 2001 (69)  
 Had 50 or more rushing attempts: .....at Stanford, 2005 (50)  
 Had six or more rush TDs: .....vs. Navy, 1996 (6)  
 Had five or more rush TDs: .....at USC, 2000 (5)  
 Had four or more rush TDs: .....at Purdue, 2005 (4)  
 Had two players with 100 rush yards in a game: .....vs. Stanford, 2002  
 .....(Rashon Powers-Neal 108, Ryan Grant 103)

**PASSING**

Had 500 or more yards:.....at USC, 1970 (526)  
 Had 400 or more yards: .....at Stanford, 2005 (432)  
 Had 300 or more yards: .....at Purdue, 2007 (377)  
 Had 40 or more pass attempts: .....at Purdue, 2007 (52)  
 Had 30-39 pass attempts: .....at Purdue, 2007 (34)  
 Had 25-29 pass completions: .....vs. UCLA, 2006 (27)  
 Had 20-24 pass completions: .....vs. USC, 2006 (45)  
 Had six passing TDs .....vs. BYU, 2005 (6)  
 Had five passing TDs: .....at Michigan State, 2006 (5)  
 Had four passing TDs: .....at Air Force, 2006 (4)  
 Had three passing TDs: .....at Purdue, 2007 (3)  
 Had five passes intercepted: .....vs. USC, 1967 (7)  
 Had four passes intercepted: .....at Purdue, 2003 (4)  
 Had three passes intercepted: .....vs. Michigan, 2006 (3)

**RECEIVING**

Had two players with 100 receiving yards in a game:  
 .....at Michigan State, 2006 (John Carlson - 121, Jeff Samardzija - 113)  
  
 Had a player with over 150 receiving yards in a game:  
 .....vs. North Carolina, 2006 (Jeff Samardzija - 177)  
  
 Had two players with 10 catches in a game:  
 .....vs. BYU, 2005 (Maurice Stovall - 14, Jeff Samardzija - 10)

**COMBINATION OFFENSE**

Had a 200-yard passer and 100-yard rusher in a game:  
 .....vs. Army, 2006 (Brady Quinn - 218 passing, Darius Walker - 162 rushing)  
  
 Had a 100-yard receiver and 100-yard rusher in a game:  
 at Air Force, 2006 (Jeff Samardzija - 106 receiving, Darius Walker - 153  
 rushing)

**TOTAL OFFENSE**

Had 600 or more yards total offense: .....at Stanford, 2005 (663)  
 Had 500-599 yards total offense: .....vs. Navy, 2005 (505)  
 Had 400-499 yards total offense: .....at Purdue, 2007 (426)

Had 85 or more plays total offense: .....at Stanford, 2005 (88)  
 Had 75-84 plays total offense: .....at Purdue, 2007 (78)

**SCORING**

Scored 60 or more points: .....vs. Rutgers, 1996 (62)  
 Scored 50-59 points: .....at Stanford, 2003 (57)  
 Scored 40-49 points: .....vs. Army, 2006 (41)  
 Scored 30-39 points: .....at Air Force, 2006 (39)  
 Allowed 60 or more points: .....Never  
 Allowed 50-59 points: .....at Miami (Fla.), 1985 (58)  
 Allowed 40-49 points: .....LSU, 2007 Sugar Bowl (41)  
 Allowed 30-39 points: .....at Purdue, 2007 (33)  
 Was held scoreless: .....at Michigan, 2007 (38-0)  
 Was held scoreless at home: . .....vs. Florida State, 2003 (37-0)  
 Was held scoreless on the road: .....at Michigan, 2007 (38-0)  
 Was held without offensive touchdown: .....at Michigan, 2007 (38-0)  
 Held opponent scoreless: .....vs. Rutgers, 2002 (42-0)  
 Held opponent scoreless at home: .....vs. Rutgers, 2002 (42-0)  
 Held opponent scoreless on the road: .....at Purdue, 1993 (17-0)  
 Held opponent without offensive touchdown: .....at UCLA, 2007 (20-6)

Held opponent scoreless at neutral site:  
 .....vs. Maryland (Giants Stadium - East Rutherford, NJ), 2002 (22-0)

Held two opponents scoreless in a season:  
 .....2002 vs. Maryland (22-0) vs. Rutgers (42-0)

Held three opponents scoreless in a season:  
 .....1976 vs. Purdue (23-0) at Northwestern (49-0), vs. Oregon (41-0)

Held four opponents scoreless in a season:  
 .....1966 vs. Army (35-0) vs. North Carolina (32-0), at Oklahoma (38-0),  
 .....vs. Pittsburgh (40-0) vs. Duke (64-0), at USC (51-0)

Held five opponents scoreless in a season:  
 .....1966 vs. Army (35-0) vs. North Carolina (32-0), at Oklahoma (38-0),  
 .....vs. Pittsburgh (40-0) vs. Duke (64-0), at USC (51-0)

Held six opponents scoreless in a season:  
 .....1966 vs. Army (35-0) vs. North Carolina (32-0), at Oklahoma (38-0),  
 .....vs. Pittsburgh (40-0) vs. Duke (64-0), at USC (51-0)

Had multiple players with multiple TDs in a game:  
 .....vs. Army, 2006 (Rhema McKnight - 2, Darius Walker - 2)

**TURNOVERS**

Did not commit a turnover: .....at UCLA, 2007  
 Committed six or more turnovers: .....vs. Navy, 1984 (6)  
 Committed five turnovers: .....vs. Michigan, 2006 (5)  
 Committed four fumbles lost: .....vs. Michigan State, 1999 (4)  
 Committed three fumbles lost: .....vs. Georgia Tech, 2007 (3)



**The  
Last Time**

Recorded six or more takeaways: .....at UCLA, 2007 (7)  
 Recorded five takeaways: .....vs. Washington, 2004 (5)  
 Returned two or more interceptions for TDs: .....vs. Stanford, 2002 (2)  
 .....(Shane Walton - 18 yards, Courtney Watson - 34 yards)  
 Returned an interception for a TD: .....at Penn State, 2007 (1)  
 .....(Darrin Walls - 73 yards)  
 Returned a fumble for a TD: .....at UCLA, 2007 (1)  
 .....(Maurice Crum - 34 yards)

**DEFENSE**

Held opponent 50 or fewer rushing yards: .....vs. North Carolina, 2006 (31)  
 Held opponent to 100 or fewer passing yards: .....vs. Army, 2006 (92)  
 Held opponent to 201-300 yards total offense:  
 .....at UCLA, 2007 (282)  
 Held opponent to 200 or fewer yards total offense:.....vs. Army, 2006 (150)  
 Intercepted five or more passes: .....vs. Purdue, 1988 (5)  
 Intercepted four passes: .....at UCLA, 2007 (4)  
 Intercepted three passes: .....at Michigan State, 2004 (3)  
 Scored a safety: .....at Stanford, 2003  
 Recorded nine or more sacks: .....vs. Rutgers, 1996 (9)  
 Recorded eight sacks: .....vs. Pittsburgh, 2003 (8)  
 Recorded seven sacks: .....at Stanford, 2005 (7)  
 Recorded six sacks: .....vs. Navy, 2004 (6)  
 Recorded five sacks: .....at UCLA, 2007 (5)  
 Held opponent to 10 or fewer first downs:  
 .....vs. North Carolina, 2006 (10)

**SPECIAL TEAMS**

Returned a punt for a TD: .....vs. North Carolina, 2006  
 .....(Tom Zbikowski, 52 yards)  
 Returned a blocked punt for a TD: .....at Boston College, 2003  
 .....(Carlos Campbell, 25 yards)  
 Returned a kickoff for a TD: .....vs. Navy, 2002  
 .....(Vontez Duff, 92 yards)  
 Returned a blocked FG for a TD .....at Air Force, 2006  
 .....(Terrail Lambert, 76 yards)  
 Blocked a punt: .....vs. USC, 2006 (1)  
 Punted 10 or more times: .....at Penn State, 2007 (10)  
 Did not punt: .....vs. Navy, 2006  
  
 Blocked a field goal: .....vs. Georgia Tech, 2007  
 Had a field goal blocked: .....at Purdue, 2007  
 Blocked a PAT kick: .....vs. North Carolina, 2006 (2)  
 Scored on a blocked PAT attempt: .....vs. Texas, 1995  
 Missed a kicking PAT: .....at Purdue, 2007  
 Had a kicking PAT blocked: .....at Air Force, 2006 (2)  
 Had a punt blocked: .....vs. Michigan State, 2005

**MISCELLANEOUS**

Had 30 or more first downs: .....vs. Purdue, 2006 (33)  
 Had 20-29 first downs: .....at Purdue, 2007 (21)

Was not penalized: .....at LSU, 1997  
 Had 10 or more penalties: .....at Penn State, 2007 (14)  
 Had 120 or more yards in penalties: .....at Rutgers, 2000 (120)  
 Had 35 minutes or more of possession time: .....vs. Purdue, 2006 (38:01)  
 Was involved in a tie game: .....at USC, 1994 (17-17)  
 Was involved in an overtime game: .....vs. Michigan State, 2005 (L, 41-44)

**A NOTRE DAME PLAYER**

**RUSHING**

Rushed for 300 or more yards: .....Never  
 Rushed for 250-299 yards: .....Julius Jones at Pittsburgh, 2003 (262)  
 Rushed for 200-249 yards: .....Julius Jones at Stanford, 2003 (218)  
 Rushed for 175-199 yards: .....Darius Walker at Stanford, 2005 (186)  
 Rushed for 150-174 yards: .....Darius Walker vs. Army, 2006 (162)  
 Rushed for 125-149 yards: .....Darius Walker LSU, 2007 Sugar Bowl (128)  
 Rushed for 100-124 yards: James Aldridge vs. Michigan State, 2007 (117)  
 Quarterback rushed for 100 or more yards: .....Carlyle Holiday  
 .....at Boston College, 2001 (109)  
 Rushed 40 or more times: .....Allen Pinkett at LSU, 1984 (40)  
 Rushed 35-39 times: .....Julius Jones, vs. BYU, 2003 (35)  
 Rushed 30-34 times: .....Darius Walker vs. Purdue, 2006 (31)  
 Rushed 25-29 times: .....Darius Walker vs. Stanford, 2006 (25)  
 Rushed for four or more TDs: .....Emmett Mosley vs. Navy, 1994 (4)  
 Rushed for three TDs: Darius Walker vs. Ohio State, 2006 Fiesta Bowl (3)  
 Rushed for two TDs: .....Darius Walker, vs. Army, 2006 (2)  
 Had a run of 80 yards or more:  
 .....Terrance Howard at West Virginia, 2000 (80)  
 Had a run of 70-79 yards: .....Arnaz Battle vs. Kansas, 1999 (74)  
 Had a run of 60-69 yards: .....Brady Quinn vs. USC, 2006 (60)  
 Had a run of 50-59 yards: .....Carlyle Holiday at Air Force, 2002 (53)

**PASSING**

Passed for 500 or more yards: .....Joe Theismann at USC, 1970 (526)  
 Passed for 400-499 yards: .....Brady Quinn at Stanford, 2005 (432)  
 Passed for 300-399 yards: .....Brady Quinn vs. North Carolina, 2006 (346)  
 Attempted 50 or more passes: Brady Quinn vs. Michigan State, 2005 (60)  
 Attempted 40-49 passes: .....Brady Quinn vs. USC, 2006 (45)  
 Attempted 30-39 passes: .....Jimmy Clausen at Penn State (32)  
 Completed 30 or more passes: .....Brady Quinn vs. BYU, 2005 (32)  
 Completed 20-29 passes: .....Brady Quinn vs. USC, 2006 (24)  
 Threw five or more TDs: .....Brady Quinn at Michigan State, 2006 (5)  
 Threw four TDs: .....Brady Quinn at Air Force, 2006 (4)  
 Threw three TDs.....Brady Quinn vs. USC, 2006 (3)  
 Threw five or more interceptions: .....Before 1975  
 Threw four interceptions: .....Brady Quinn at Purdue, 2003 (4)  
 Threw three interceptions: .....Brady Quinn vs. Michigan, 2006 (3)  
 Completed a pass of 80 yards or more:  
 .....Brady Quinn at Stanford, 2005 (80)  
 Completed a pass of 70-79 yards: ..Brady Quinn vs. Tennessee, 2005 (73)  
 Completed a pass of 60-69 yards:  
 .....Brady Quinn at Michigan State, 2006 (62)

**The  
Last Time**

Completed a pass of 50-59 yards: ....Brady Quinn at Air Force, 2006 (51)

**RECEIVING**

Caught 15 or more passes: .....Never

Caught 10-14 passes: .....Rhema McKnight vs. Purdue, 2006 (10)

Caught seven to nine passes: ..Jeff Samardzija vs. LSU, 2007 Sugar Bowl (8)

Had 200 or more yards receiving: .....Maurice Stovall vs. BYU, 2005 (207)

Had 175-199 yards receiving:

.....Jeff Samardzija vs. North Carolina, 2006 (177)

Had 150-174 yards receiving: .....Jeff Samardzija vs. BYU, 2005 (152)

Had 100-149 yards receiving: .....Golden Tate at Purdue, 2007 (104)

Caught four or more TDs: .....Maurice Stovall vs. BYU, 2005 (4)

Caught three TDs: .....Maurice Stovall vs. Navy, 2005 (3)

Caught two TDs: .....Rhema McKnight vs. Army, 2006 (2)

**TOTAL OFFENSE**

Had 500 or more yards total offense: .....Joe Theismann at USC, 1970 (512)

Had 400-499 yards total offense: .....Brady Quinn vs. BYU, 2005 (457)

Had 100 yards both passing and rushing:

.....Jarious Jackson vs. Oklahoma, 1999 (276 passing, 107 rushing)

**SCORING**

Accounted for four or more touchdowns:

.....Brady Quinn at Air Force, 2006 (4 passing)

Accounted for three touchdowns:

.....Brady Quinn at USC, 2006 (3 passing)

**DEFENSE**

Intercepted three or more passes: ..Shane Walton vs. Maryland, 2002 (3)

Intercepted two passes: .....Maurice Crum, Jr. at UCLA, 2007 (2)

Recovered three or more fumbles: .....Never

Forced two fumbles: .....Maurice Crum, Jr. at UCLA, 2007 (2)

Recovered two fumbles: .....Maurice Crum, Jr. at UCLA, 2007 (2)

Recorded 15 or more tackles: ..Maurice Crum vs. Michigan St., 2007 (16)

.....David Bruton vs. Michigan St., 2007 (15)

Recorded 10-14 tackles: .....Joe Brockington at Michigan, 2007 (10)

.....Trevor Laws at Michigan, 2007 (10)

**SPECIAL TEAMS**

Scored 15 or more points kicking: .....D.J. Fitzpatrick vs. BYU, 2003 (15)

Scored 10-14 points kicking: .....Carl Gioia vs. PSU, 2006 (11)

Kicked five or more field goals:

.....Nicholas Setta vs. Washington State, 2003 (5)

Kicked four field goals: .....D.J. Fitzpatrick vs. BYU, 2003 (4)

Kicked two field goals of 50 or more yards: .....Never

Kicked a field goal of 50 or more yards: .....Nicholas Setta

.....vs. Maryland, 2002 (51)

Kicked a punt 70 or more yards:.....Jim Yoder vs. Texas, 1971 (71)

Kicked a punt 60-69 yards: .....Geoffrey Price vs. PSU, 2006 (62)

Punted 10 or more times: .....D.J. Fitzpatrick at Tennessee, 2004 (10)

Totaled 175 or more kickoff return yards:

.....Raghib Ismail at Michigan, 1989 (192)

Totaled 100 or more punt return yards:

.....Tom Zbikowski vs. Tennessee, 2005 (118)

**AN OPPOSING TEAM**

**RUSHING**

Had 400 or more yards: .....Pittsburgh, 1975 (411)

Had 300-399 yards: .....Stanford, 1997 (322)

Had 50 or more rushing attempts: .....Michigan, 2007 (61)

Had five or more rush TDs: .....USC, 2005 (5)

Had four rush TDs: .....Michigan, 2003 (4)

Had two or more players with 100 rush yards in a game: Stanford, 1997

.....(Anthony Bookman - 142, Mike Mitchell - 135)

**PASSING**

Had 400 or more yards: .....Washington, 2005 (408)

Had 300-399 yards: .....LSU, 2007 Sugar Bowl (322)

Had 60 or more pass attempts: .....Tennessee, 1990 (60)

Had 50-59 pass attempts: .....Purdue, 2005 (58)

Had 40-49 pass attempts: .....Purdue, 2006 (46)

Had 30 or more pass completions: .....Purdue, 2005 (33)

Had five or more passing TDs: .....USC, 2004 (5)

Had four passing TDs: .....Michigan State, 2007 (4)

Had three passing TDs: .....Michigan, 2007 (3)

**RECEIVING**

Had two players with 100 receiving yards in a game: .....USC, 2003

.....(Mike Williams 112, Keary Colbert 120)

**TOTAL OFFENSE**

Had 600 or more yards total offense: .....Ohio State, 2006 Fiesta Bowl (617)

Had 500-599 yards total offense: .....LSU, 2007 Sugar Bowl (577)

Had 400-499 yards total offense: .....USC, 2006 (404)

Had 80 or more plays: .....Purdue, 2005 (82)

Had 75-79 plays: .....UCLA, 2007 (75)

**SCORING**

Scored 60 or more points: .....Never

Scored 50-59 points: .....Miami (Fla.), 1985 (58)

Scored 40-49 points: .....LSU, 2007 Sugar Bowl (41)

Scored 30-39 points: .....Purdue, 2007 (33)

Scored a two-point conversion: .....Tennessee, 2005

**TURNOVERS**

Did not commit a turnover: .....Georgia Tech, 2007

Had three or more fumbles lost: .....Washington, 2004 (4)

Intercepted five or more passes: .....USC, 1967 (7)

Intercepted four passes: .....Purdue, 2003 (4)

Intercepted three passes: .....Michigan, 2006 (3)

Returned an interception for a TD: .....Michigan, 2006

**The  
Last Time**

.....(Preston Burgess - 31 yards)  
 Returned a fumble for a TD: .....Michigan, 2006  
 .....(LaMarr Woodley - 54 yards)

**DEFENSE**

Held ND to 10 or fewer first downs: .....Michigan State, 2007 (9)  
 Scored a safety: .....LSU, 1998  
 Held ND to 50 or fewer rushing yards: .....UCLA, 2007 (46)  
 Held ND to 101-200 passing yards: .....Penn State, 2007 (144)  
 Held ND to 100 or fewer passing yards: .....UCLA, 2007 (94)  
 Held ND to 201-300 yards total offense: .....Michigan State, 2007 (203)  
 Held ND to 200 or fewer yards total offense: .....UCLA, 2007 (140)

**SPECIAL TEAMS**

Returned a punt for a TD: Penn State, 2007 (Derrick Williams - 78 yards)  
 Returned a blocked punt for a TD: .....Michigan State, 2004  
 .....(Jerramy Scott - 0 yards)  
 Returned a kickoff for a TD: .....USC, 2006 (Brian Cushing - 42 yards)  
 Punted 10 or more times: .....Rutgers, 2002 (10)  
 Did not punt: .....Miami (Fla.), 1985  
 Missed a kicking PAT: .....USC, 2006

**MISCELLANEOUS**

Had 30 or more first downs: .....LSU, 2007 Sugar Bowl (31)  
 Had 20-29 first downs: .....at Purdue, 2007 (27)  
 Had 10 or more penalties: .....UCLA, 2007 (11)  
 Had 100 or more yards in penalties: .....Washington State, 2003 (118)  
 Had 35 minutes or more of possession time: .....Air Force, 2006 (38:35)  
 Had one 100-yard receiver and one 100-yard rusher: .....USC, 2006  
 .....(C.J. Cable, 107 rushing, Dwayne Jarrett, 132 receiving)

**AN OPPOSING PLAYER**

**RUSHING**

Rushed for 300 or more yards: .....Tony Dorsett, Pittsburgh, 1975 (303)  
 Rushed for 200-299 yards: .....Rondell Mealey, LSU, 1997 (222)  
 Rushed for 150-199 yards: .....Mike Hart, Michigan, 2007 (187)  
 Rushed for 100-149 yards: .....Kory Sheets, Purdue, 2007 (141)  
 Rushed 40 or more times: .....Craig Heyward, Pittsburgh, 1987 (42)  
 Rushed 30-39 times: .....Mike Hart, Michigan, 2007 (35)  
 Rushed 25-29 times: .....Kory Sheets, Purdue, 2007 (27)  
 Rushed for five or more TDs:.....Walter Reyes, Syracuse, 2003 (5)  
 Rushed for four TDs: .....Walter Reyes, Syracuse, 2003 (5)  
 Rushed for three TDs: .....Reggie Bush, USC, 2005 (3)  
 Rushed for two TDs: .....Mike Hart, Michigan, 2007 (2)

Had a run of 80 yards or more:  
 .....Sherman Lewis, Michigan State, 1963 (85)  
 Had a run of 70-79 yards:.....Walter Reyes, Syracuse, 2003 (71)  
 Had a run of 60-69 yards:..Ted Ginn Jr., Ohio State, 2006 Fiesta Bowl (68)  
 Had a run of 50-59 yards: .....Damien Rhodes, Syracuse, 2005 (51)

**PASSING**

Passed for 500 or more yards: .....Never  
 Passed for 400-499 yards: .....Matt Leinart, USC, 2004 (400)  
 Passed for 300-399 yards: JaMarcus Russell, LSU, 2007 Sugar Bowl (332)  
 Attempted 60 or more passes: .....Andy Kelly, Tennessee, 1990 (60)  
 Attempted 50-59 passes: .....Kyle Orton, Purdue, 2001 (52)  
 Attempted 40-49 passes: .....Curtis Painter, Purdue, 2006 (46)  
 Completed 30 or more passes: .....Carson Palmer, USC, 2002 (32)  
 Completed 20-29 passes: .....JaMarcus Russell, LSU, 2007 Sugar Bowl (21)  
 Threw five or more TDs: .....Matt Leinart, USC, 2004 (5)  
 Threw four TDs: .....Brian Hoyer, Michigan State, 2007 (4)  
 Threw three TDs: .....Ryan Mallett, Michigan, 2007 (3)  
 Completed a pass of 90 yards or more: .....Kyle Orton, Purdue, 2004 (97)  
 Completed a pass of 80-89 yards: .....Curtis Painter, Purdue, 2006 (88)  
 Completed a pass of 70-79 yards: ...Joe Dailey, North Carolina, 2006 (72)  
 Completed a pass of 60-69 yards: .....Chad Henne, Michigan, 2006 (69)  
 Completed a pass of 50-59 yards: .....Anthony Morelli, Penn State (51)

**RECEIVING**

Caught 10 or more passes: .....Dorien Bryant, Purdue, 2005 (14)  
 Caught seven to nine passes: .....Dorien Bryant, at Purdue, 2007 (8)  
 Had 200 or more yards receiving: .....Selwyn Lymon, Purdue, 2006 (238)  
 Had 150-199 yards receiving: Hakeem Nicks, North Carolina, 2006 (171)  
 Had 100-149 yards receiving: . Early Doucet, LSU, 2007 Sugar Bowl (115)  
 Caught three or more TD passes: .....Dwayne Jarrett, USC, 2006 (3)  
 Caught two TD passes: .....Kellen Davis, Michigan State, 2007 (2)

**SCORING**

Accounted for five or more touchdowns: .....Matt Leinart, USC, 2004  
 .....(5 passing)  
 Accounted for four touchdowns: .....Matt Trannon, Michigan State, 2005  
 .....(3 receiving, 1 rushing)  
 Accounted for three touchdowns:  
 .....JaMarcus Russell, LSU, 2007 Sugar Bowl (2 passing, 1 rushing)

**DEFENSE**

Intercepted three or more passes: .....Rod Johnson, N.C. State, 2003 (3)  
 Intercepted two passes: .....Preston Burgess, Michigan, 2006 (2)  
 Recorded three or more sacks: ..Brandon Graham, Michigan, 2007 (3.5)  
 Recorded two sacks: .....Jonal Saint-Dic, Michigan State, 2007 (2)

**SPECIAL TEAMS**

Kicked four or more field goals: .....Garrett Rivas, Michigan, 2004 (4)  
 Kicked a field goal 50 or more yards: .....Matt Payne, BYU, 2004 (53)  
 Kicked a punt of 65 or more yards: ...Jared Armstrong, Purdue, 2006 (69)  
 Totaled 100 or more kick return yards: ..Karl Whittaker, Navy, 2005 (159)

The Charlie Weis  
Record Book

TEAM RECORDS - OFFENSE

**most points in a game**

49	BYU	10.22.05
49	at Purdue	10.1.05
45	North Carolina	11.4.06
42	Navy	11.12.05
42	at Pittsburgh	9.3.05
41	Penn State	9.9.06
41	Tennessee	11.5.05
41	Michigan State	9.17.05
41	Army	11.18.06
40	at Michigan State	9.23.06

**most points in a half**

35 (1st)	at Pittsburgh	9.3.05
31 (1st)	North Carolina	11.4.06
28 (1st)	at Purdue	10.1.05
28 (2nd)	BYU	10.22.05
28 (1st)	Navy	11.12.05
28 (1st)	Purdue	9.30.06
27 (1st)	at Air Force	11.11.06
26 (2nd)	at Michigan State	9.23.06
24 (2nd)	at Washington	9.24.05
24 (2nd)	at Stanford	11.26.05

**most points in a quarter**

28 (2nd)	at Pittsburgh	9.3.05
21 (2nd)	Navy	11.12.05
21 (3rd)	BYU	10.22.05
21 (2nd)	at Purdue	10.1.05
20 (2nd)	Army	11.18.06
20 (4th)	Tennessee	11.5.05
20 (1st)	at Air Force	11.11.06
19 (4th)	at Michigan State	9.23.06
18 (4th)	at Stanford	11.26.05
17 (3rd)	at UCLA	10.6.07
17 (2nd)	North Carolina	11.4.06
17 (2nd)	Penn State	9.9.06
17 (4th)	at Washington	9.24.05

**margin of victory**

32	Army	11.18.06
26	BYU	10.22.05
24	Syracuse	11.19.05
24	Penn State	9.9.06
24	vs. Navy	10.28.06
22	at Air Force	11.11.06
21	at Pittsburgh	9.3.05
21	at Purdue	10.1.05
21	Navy	11.12.05
21	Stanford	10.7.06

**fewest points in a game**

0	at Michigan	9.15.07
3	Georgia Tech	9.1.07
10	at Penn State	9.8.07
14	Michigan State	9.22.07
14	at Georgia Tech	9.2.06
14	vs. LSU	1.3.07
17	at Michigan	9.10.05
19	at Purdue	9.29.07
20	vs. OSU	1.2.06
20	UCLA	10.21.06
20	at UCLA	10.6.07

**fewest points in a half**

0 (1st)	at Purdue	9.29.07
0 (2nd)	Michigan State	9.22.07
0 (1st)	at Michigan	9.15.07
0 (2nd)	at Michigan	9.15.07
0 (1st)	Georgia Tech	9.1.07
0 (2nd)	vs. LSU	1.3.07
3 (1st)	at UCLA	10.6.07
3 (2nd)	at Penn State	9.8.07
3 (2nd)	Georgia Tech	9.1.07
3 (2nd)	at Michigan	9.10.05

**most rushing yards in a game**

275	at Pittsburgh	9.3.05
233	at Washington	9.24.05
231	at Stanford	11.26.05
221	Army	11.18.06
221	Navy	11.12.05
204	Stanford	10.7.06
176	vs. Navy	10.28.06
176	at Air Force	11.11.06
153	at Purdue	10.1.05
153	USC	11.15.05

**fewest rushing yards in a game**

-8	Georgia Tech	9.1.07
-6	at Michigan	9.15.07
0	at Penn State	9.8.07
4	Michigan	9.16.06
41	UCLA	10.21.06
44	BYU	10.22.05
46	at UCLA	10.6.07
47	at Michigan State	9.23.06
48	Tennessee	11.5.05
49	at Purdue	9.29.07

**most carries**

52	USC	11.15.05
50	at Stanford	11.26.05
50	at Purdue	10.1.05
50	at Pittsburgh	9.3.05
47	at Washington	9.24.05
44	at Michigan	9.10.05
43	Purdue	9.30.06
41	Georgia Tech	9.1.07
40	at Georgia Tech	9.2.06
39	Navy	11.12.05
39	Stanford	10.7.06

**highest average gain per rush (20 rushes)**

6.5	at Air Force	11.11.06	27-176
6.3	Army	11.18.06	35-221
5.7	Navy	11.12.05	39-221
5.5	at Pittsburgh	9.3.05	50-275
5.2	Stanford	10.7.06	39-204
5.0	at Washington	9.24.05	47-233
4.8	vs. Navy	10.28.06	37-176
4.6	at Stanford	11.26.05	50-231
4.6	vs. LSU	1.3.07	31-143
4.2	at USC	11.25.06	31-130

**most rushing TDs scored**

4	at Purdue	10.1.05
4	at Pittsburgh	9.3.05
3	vs Ohio State	1.2.06
3	at Washington	9.24.05
3	Purdue	9.30.06
3	Army	11.18.06
2	Michigan State	9.22.07
2	Navy	11.12.05
2	at Stanford	11.26.05
2	USC	11.15.05
2	at Georgia Tech	9.2.06
2	vs. Navy	10.28.06

**most passes attempted**

60	Michigan State	9.17.05
52	at Purdue	9.29.07
49	Michigan	9.16.06
45	UCLA	10.21.06
45	vs Ohio State	1.2.06
45	at USC	11.25.06
41	BYU	10.22.05
39	at Purdue	10.1.05
38	Syracuse	11.19.05
38	at Stanford	11.26.05
38	Stanford	10.7.06
38	at Georgia Tech	9.2.06
38	Purdue	9.30.06

**most passes completed**

34	at Purdue	9.29.07
33	Michigan State	9.17.05
32	BYU	10.22.05
30	at Purdue	10.1.05
29	vs Ohio State	1.2.06
29	Purdue	9.30.06
27	UCLA	10.21.06
27	Stanford	10.7.06
25	at Stanford	11.26.05
25	Penn State	9.9.06
25	Michigan	9.16.06
25	at Washington	9.24.05

**highest completion percentage (10 passes)**

78.0	BYU	10.22.05	32-41
76.9	at Purdue	10.1.05	30-39
76.3	Purdue	9.30.06	29-38
73.7	at Air Force	11.11.06	14-19
73.3	Army	11.18.06	22-30
72.0	vs. Navy	10.28.06	18-25
71.1	Stanford	10.7.06	27-38
71.0	Navy	11.12.05	22-31
69.4	Penn State	9.9.06	25-36
68.2	Georgia Tech	9.1.07	15-22

**most passing yards**

487	Michigan State	9.17.05
468	at Purdue	10.1.05
467	BYU	10.22.05
432	at Stanford	11.26.05
377	at Purdue	9.29.07
346	North Carolina	11.4.06
327	at Washington	9.24.05
319	at Michigan State	9.23.06
316	Purdue	9.30.06
304	UCLA	10.21.06

**most passing ypa (10 attempts)**

12.0	at Purdue	10.1.05	39-468
11.8	vs. Navy	10.28.06	25-295
11.4	BYU	10.22.05	41-467
11.4	at Stanford	11.26.05	38-432
10.9	at Air Force	11.11.06	19-207
9.4	North Carolina	11.4.06	37-346
9.2	Navy	11.12.05	31-284
8.9	Tennessee	11.5.05	33-295
8.9	at Michigan State	9.23.06	36-319
8.8	at Washington	9.24.05	37-327

**most passing yards per comp. (5 completions)**

17.3	at Stanford	11.26.05	25-432
16.4	vs. Navy	10.28.06	18-295
15.9	at Michigan State	9.23.06	20-319
15.6	at Purdue	10.1.05	30-468
15.0	North Carolina	11.4.06	23-346
14.8	Michigan State	9.17.05	33-487
14.8	Tennessee	11.5.05	20-295
14.8	at Air Force	11.11.06	14-207
14.6	BYU	10.22.05	32-467
13.9	USC	11.15.05	19-264

**most touchdown passes**

6	BYU	10.22.05
5	Michigan State	9.17.05
5	at Michigan State	9.23.06
4	at Air Force	11.11.06
4	North Carolina	11.4.06
4	Navy	11.12.05
3	Army	11.18.06
3	Tennessee	11.5.05
3	at Stanford	11.26.05
3	at Purdue	10.1.05
3	Stanford	10.7.06
3	Penn State	9.9.06
3	Michigan	9.16.06
3	vs. Navy	10.28.06

The Charlie Weis  
Record Book

3	at USC	11.25.06
3	at Purdue	9.29.07

most passes had intercepted

3	Michigan	9.16.06
2	at Stanford	11.26.05
2	at Purdue	10.1.05
2	vs. LSU	1.3.07
2	at Michigan	9.15.07
2	at Purdue	9.29.07
1	Seven Times	

highest passing efficiency rating (11 attempts)

234.7	at Air Force	11.11.06
222.0	BYU	10.22.05
210.7	vs. Navy	10.28.06
192.9	at Purdue	10.1.05
184.1	Navy	11.12.05
176.8	at Stanford	11.26.05
176.4	North Carolina	11.4.06
170.3	at Michigan State	9.23.06
165.7	Tennessee	11.5.05
163.9	Penn State	9.9.06

most total offense plays

98	Michigan State	9.17.05	38r,60p
89	at Purdue	10.1.05	50r,39p
88	at Stanford	11.26.05	50r,38p
87	USC	11.15.05	52r,35p
84	at Washington	9.24.05	47r,37p
81	Purdue	9.30.06	43r,38p
80	UCLA	10.21.06	35r,45p
78	at Georgia Tech	9.2.06	40r,38p
78	at Purdue	9.29.07	26r,52p
77	Stanford	10.7.06	39r,38p
77	at Pittsburgh	9.3.05	50r,27p

most total offense yards gained

663	at Stanford	11.26.05	231r,432p
621	at Purdue	10.1.05	153r,468p
594	Michigan State	9.17.05	107r,487p
560	at Washington	9.24.05	233r,327p
511	BYU	10.22.05	44r,467p
505	Navy	11.12.05	221r,284p
502	at Pittsburgh	9.3.05	275r,227p
471	vs. Navy	10.28.06	176r, 295p
454	Purdue	9.30.06	138r,316p
452	North Carolina	11.4.06	106r, 346p

highest average gain per play

8.3	at Air Force	11.11.06	46-383
8.0	BYU	10.22.05	64-511
7.6	vs. Navy	10.28.06	62-471
7.5	at Stanford	11.26.05	88-663
7.2	Navy	11.12.05	70-505
7.0	at Purdue	10.1.05	89-621
6.9	at Michigan State	9.23.06	53-366
6.8	Army	11.18.06	65-439
6.7	at Washington	9.24.05	84-560
6.5	at Pittsburgh	9.3.05	77-502

most all-purpose yards gained

794	at Stanford	11.26.05
716	Michigan State	9.17.05
698	BYU	10.22.05
683	at Purdue	10.1.05
646	North Carolina	11.4.06
622	at Washington	9.24.05
605	Tennessee	11.5.05
577	Navy	11.12.05
560	at Pittsburgh	9.3.05
562	at Purdue	9.29.07

most all-purpose attempts

85	at Stanford	11.26.05
84	at Purdue	10.1.05
81	USC	11.15.05

78	Michigan State	9.17.05
76	at Washington	9.24.05
76	Purdue	9.30.06
72	at Pittsburgh	9.3.05
71	Stanford	10.7.06
69	at Georgia Tech	9.2.06
68	UCLA	10.21.06
68	vs. Navy	10.28.06

most touchdowns scored

7	at Purdue	10.1.05
7	BYU	10.22.05
6	Army	11.18.06
6	at Air Force	11.11.06
6	North Carolina	11.4.06
6	Navy	11.12.05
6	at Pittsburgh	9.3.05
6	at Michigan State	9.23.06
5	Tennessee	11.5.05
5	at Stanford	11.26.05
5	Penn State	9.9.06
5	Michigan State	9.17.05
5	Purdue	9.30.06
5	vs. Navy	10.28.06

most first downs in a game

33	at Pittsburgh	9.3.05
33	Purdue	9.30.06
32	at Purdue	10.1.05
31	Michigan State	9.17.05
31	at Washington	9.24.05
30	at Stanford	11.26.05
29	Navy	11.12.05
29	Stanford	10.7.06
28	USC	11.15.05
27	BYU	10.22.05

fewest first downs in a game

9	Michigan State	9.22.07
9	at Penn State	9.8.07
10	at Michigan	9.15.07
12	at UCLA	10.6.07
13	Georgia Tech	9.1.07
13	at Michigan State	9.23.06
14	Michigan	9.16.06
14	Tennessee	11.5.05
17	at Michigan	9.16.06
17	vs. LSU	1.3.07

most time of possession

38:40	USC	11.15.05
38:01	Purdue	9.30.06
36:56	at Washington	9.24.05
36:03	at Purdue	10.1.05
35:49	Michigan State	9.17.05
35:25	at Georgia Tech	9.2.06
34:35	at Stanford	11.26.05
34:40	Stanford	10.7.06
34:14	UCLA	10.21.06
33:11	Penn State	9.9.06

least time of possession

21:25	at Air Force	11.11.06
24:21	at Michigan State	9.23.06
26:00	at Penn State	9.8.07
26:04	Michigan	9.16.06
26:16	at Michigan	9.15.07
26:21	BYU	10.22.05
26:31	Michigan State	9.22.07
26:54	at Purdue	9.29.07
28:11	Army	11.18.06
28:14	vs. LSU	1.3.07

most third down conversions

10	at Purdue	10.1.05
10	USC	11.15.05
10	at Pittsburgh	9.3.05

9	Navy	11.12.05
9	vs. Ohio State	1.2.06
8	vs. LSU	1.3.07
8	North Carolina	11.4.06
8	BYU	11.12.05
8	at Stanford	11.26.05
8	Purdue	9.30.06
7	at USC	11.25.06
7	Tennessee	11.5.05
7	at Georgia Tech	9.2.06
7	Stanford	10.7.06

fewest third down conversions

1	at Michigan State	9.23.06
2	at Penn State	9.8.07
2	Michigan	9.16.06
3	at UCLA	10.6.07
3	at Air Force	11.11.06
4	at Michian	9.15.07
4	UCLA	10.21.06
4	at Michigan	9.10.05
5	Penn State	9.9.06
5	UCLA	10.28.06
5	Georgia Tech	9.1.07
5	at Purdue	9.29.07

most fourth down conversions

4	at Purdue	9.29.07
4	UCLA	10.21.06
4	Penn State	9.9.06
3	vs. Navy	10.28.06
3	Michigan State	9.17.05
2	at USC	11.25.06
2	at Georgia Tech	9.2.06
2	Syracuse	11.19.05
2	at Michigan State	9.23.06
2	Purdue	9.30.06
2	Georgia Tech	9.1.07

TEAM RECORDS - SPECIAL TEAMS

most punts

10	at Penn State	9.8.07
9	at UCLA	10.6.07
9	at Michigan	9.10.05
9	Michigan State	9.22.07
7	at Michigan	9.15.07
7	Georgia Tech	9.1.07
7	UCLA	10.21.06
7	Michigan	9.16.06
7	at Michigan State	9.23.06
6	vs. Ohio State	1.2.06

most punt returns

6	at Stanford	11.26.05
5	North Carolina	11.4.06
4	USC	11.15.05
4	at Georgia Tech	9.2.06
3	at Michigan	9.15.07
3	Army	11.18.06
3	Tennessee	11.5.05
3	Syracuse	11.19.05
2	at UCLA	10.6.07
2	UCLA	10.21.06
2	Navy	11.12.05
2	BYU	10.22.05
2	Penn State	9.9.06
2	Michigan State	9.17.05
2	at Washington	9.24.05
2	vs. Navy	10.28.06

most punt return yards

118	Tennessee	11.5.05
87	USC	11.15.05
84	North Carolina	11.4.06
34	at Stanford	11.26.05
31	at Washington	9.24.05
30	at Georgia Tech	9.2.06

**The Charlie Weis  
Record Book**

26	at Michigan	9.15.07
25	Navy	11.12.05
25	at Michigan State	9.23.06
23	at Pittsburgh	9.3.05

**highest avg. gain per punt return (2 returns)**

39.3	Tennessee	11.5.05	3-118
21.8	USC	11.15.05	4-87
16.8	North Carolina	11.4.06	5-84
15.5	at Washington	9.24.05	2-31
12.5	Navy	11.12.05	2-25
11.0	Michigan State	9.17.05	2-22
8.7	at Michigan	9.15.07	3-26
7.5	BYU	10.22.05	2-15
7.5	at Georgia Tech	9.2.06	4-30
7.3	Syracuse	11.19.05	3-22

**most kick returns**

8	Georgia Tech	9.1.07
8	at Purdue	9.29.07
7	Michigan	9.16.06
7	at USC	11.25.06
6	vs. LSU	1.3.07
5	Michigan State	9.22.07
5	at Michigan	9.15.07
5	BYU	10.22.05
4	at Penn State	9.8.07
4	North Carolina	11.4.06
4	Navy	11.12.05
4	at Stanford	11.26.05
4	USC	11.15.05
4	Michigan State	9.17.05
4	at Michigan State	9.23.06

**most kick return yards**

158	Michigan	9.16.06
142	at USC	11.25.06
133	at Michigan	9.15.07
132	at Purdue	9.29.07
128	vs. LSU	1.3.07
112	Georgia Tech	9.1.07
110	North Carolina	11.4.06
101	at Penn State	9.8.07
100	Michigan State	9.22.07
99	at Michigan State	9.23.06

**highest avg. gain per kick return (2 returns)**

39.5	at Georgia Tech	9.2.06	2-79
31.0	at Purdue	10.1.05	2-62
27.5	North Carolina	11.4.06	4-110
26.6	at Michigan	9.15.07	5-133
25.3	at Penn State	9.8.07	4-101
24.8	at Michigan State	9.23.06	4-99
24.3	at UCLA	10.6.07	3-73
24.2	at Stanford	11.26.05	4-97
23.5	Army	11.18.06	2-47
23.3	Tennessee	11.5.05	3-70

**TEAM RECORDS - DEFENSE****most fumble returns for TD**

1	Penn State	9.9.06
1	at UCLA	10.6.07

**most fumble return yards**

34	at UCLA	10.6.07
25	Penn State	9.9.06

**most interception returns**

4	at UCLA	10.6.07
2	at Purdue	9.29.07
2	at USC	11.25.06
2	Army	11.18.06
2	Tennessee	11.5.05
2	USC	11.15.05
2	BYU	10.22.05
2	at Michigan State	9.23.06
1	13 times	

**most interception return yards**

86	BYU	10.22.05
74	Tennessee	11.5.05
73	at Penn State	9.8.07
64	at UCLA	10.6.07
51	Michigan	9.16.06
27	at Michigan	9.10.05
27	at Michigan State	9.23.06
20	vs. LSU	1.3.07
16	Syracuse	11.19.05
14	Michigan State	9.17.05

**highest average gain per int return (2 returns)**

43.0	BYU	10.22.05	2-86
37.0	Tennessee	11.5.05	2-74
16.0	at UCLA	10.6.07	4-64
13.5	at Michigan State	9.23.06	2-27
6.5	USC	11.15.05	2-13
0.5	Army	11.18.06	2-1
0.0	at USC	11.25.06	2-0

**most tackles**

109	at Air Force	11.11.06	45-64
97	Navy	11.12.05	29-68
87	Michigan State	9.22.07	35-52
87	BYU	10.22.05	42-45
85	at Michigan	9.15.07	51-34
85	Michigan	9.16.06	31-54
80	vs. Navy	10.28.06	42-38
77	at Penn State	9.8.07	39-38
76	Georgia Tech	9.1.07	36-40
71	Syracuse	11.19.05	31-40
71	Penn State	9.9.06	47-24

**most quarterback sacks**

7.0	at Stanford	11.26.05
5.0	at UCLA	10.6.07
5.0	Stanford	10.7.06
5.0	at Pittsburgh	9.3.05
4.0	North Carolina	11.4.06
4.0	vs. Navy	10.28.06
3.0	Army	11.18.06
3.0	UCLA	10.21.06
3.0	Tennessee	11.5.05
3.0	Syracuse	11.19.05
3.0	BYU	10.22.05
3.0	at Michigan State	9.23.06
3.0	at Washington	9.24.05

**most tackles for loss**

12.0	Syracuse	11.19.05
11.0	Tennessee	11.5.05
10.0	at Stanford	11.26.05
9.0	at UCLA	10.6.07
9.0	Michigan State	9.17.05
8.0	Army	11.18.06
8.0	North Carolina	11.4.06
8.0	UCLA	10.21.06
8.0	at Pittsburgh	9.3.05
8.0	Michigan	9.16.06

**most fumbles forced**

3	at UCLA	10.6.07
3	Penn State	9.9.06
3	Michigan State	9.17.05
2	at Penn State	9.8.07
2	Tennessee	11.5.05
2	at Pittsburgh	9.3.05
2	at Michigan State	9.23.06
2	at Washington	9.24.05
1	12 Times	

**most fumbles recovered**

3	at UCLA	10.6.07
2	at Michigan	9.15.07
2	at Penn State	9.8.07
2	vs Ohio State	1.2.06

2	Penn State	9.9.06
2	Michigan State	9.17.05
2	at Washington	9.24.05
1	12 Times	

**most pass breakups**

9	at Michigan	9.10.05
7	at UCLA	10.6.07
6	Purdue	9.30.06
6	at Purdue	10.1.05
5	Tennessee	11.5.05
5	at Pittsburgh	9.3.05
5	Penn State	9.9.06
5	at Washington	9.24.05
4	Michigan State	9.22.07
4	at USC	11.25.06
4	vs. LSU	1.3.07

**most blocked kicks**

2	North Carolina	11.4.06
2	vs. Ohio State	1.2.06
2	Syracuse	11.19.05
1	Seven Times	

**INDIVIDUAL RECORDS - OFFENSE****most rushing attempts**

35	Walker, at Stanford (11.26.05)
31	Walker, Purdue (9.30.06)
26	Walker, Syracuse (11.19.05)
26	Walker, at Michigan (9.10.05)
26	Walker, Michigan State (9.17.05)
25	Walker, Stanford (10.7.06)
24	Walker, Army (11.18.06)
23	Walker, at Purdue (10.1.05)
22	Aldridge, at UCLA (10.6.07)
22	Walker, at Georgia Tech (9.2.06)
22	Walker, vs. LSU (1.3.07)

**most rushing yards**

186	Walker, at Stanford (11.26.05)
162	Walker, Army (11.18.06)
153	Walker, Stanford (10.7.06)
153	Walker, at Air Force (11.11.06)
146	Walker, Purdue (9.30.06)
128	Walker, at Washington (9.24.05)
128	Walker, vs. LSU (1.3.07)
123	Walker, Syracuse (11.19.05)
118	Walker, Navy (11.12.05)
116	Walker, Michigan State (9.17.05)

**highest average gain per rush (10 carries)**

10.2	Walker, at Air Force (11.11.06)	15-153
6.8	Walker, Army (11.18.06)	24-162
6.7	Quinn, at USC (11.25.06)	11-74
6.2	Walker, Navy (11.12.05)	19-118
6.1	Walker, Stanford (10.7.06)	25-153
6.1	Walker, at Washington (9.24.05)	21-128
5.8	Aldridge, vs. Michigan State (9.22.07)	18-104
5.8	Walker, vs. LSU (1.3.07)	22-128
5.6	Walker, vs Ohio State (1.2.06)	16-90
5.3	Walker, at Stanford (11.26.05)	35-186
5.3	Thomas, Navy (11.12.05)	11-58

**most rushing touchdowns**

3	Powers-Neal, at Pittsburgh (9.3.05)	
3	Walker, vs Ohio State (1.2.06)	
2	Walker, Army (11.18.06)	
2	Powers-Neal, at Purdue (10.1.05)	
1	28 times	

**longest rush from scrimmage**

60	Quinn, at USC (11.25.06)
43	Aldridge, Michigan State (9.22.07)
43	Thomas, Penn State (9.9.06)
39	Walker, at Air Force (11.11.06)
38	Walker, at Stanford (11.26.05)
37	Walker, Syracuse (11.19.05)

The Charlie Weis  
Record Book

35 Walker, vs. LSU (1.3.07)  
60 Walker, Stanford (10.7.06)  
22 Walker, Army (11.18.06)  
22 Wolke, at Pittsburgh (9.3.05)

**most passing attempts**

60 Quinn, Michigan State (9.17.05)  
48 Quinn, Michigan (9.16.06)  
45 Quinn, at USC (11.25.06)  
45 Quinn, UCLA (10.21.06)  
45 Quinn, vs. Ohio State (1.2.06)  
41 Quinn, BYU (10.22.05)  
38 Quinn, at Stanford (11.26.05)  
38 Quinn, at Georgia Tech (9.2.06)  
38 Quinn, Purdue (9.30.06)  
37 Quinn, Syracuse (11.19.05)  
37 Quinn, Stanford (10.7.06)  
37 Quinn, at Washington (9.24.05)

**most passing completions**

33 Quinn, Michigan State (9.17.05)  
32 Quinn, BYU (10.22.05)  
29 Quinn, vs. Ohio State (1.2.06)  
29 Quinn, at Purdue (10.1.05)  
29 Quinn, Purdue (9.30.06)  
27 Quinn, UCLA (10.21.06)  
27 Quinn, Stanford (10.7.06)  
25 Quinn, at Stanford (11.26.05)  
25 Quinn, Penn State (9.9.06)  
25 Quinn, at Washington (9.24.05)

**highest completion percentage (10 attempts)**

80.6 Quinn, at Purdue (10.1.05) 29-36  
78.0 Quinn, BYU (10.22.05) 32-41  
76.9 Sharpley, Georgia Tech (9.1.07) 10-13  
76.3 Quinn, Purdue (9.30.06) 29-38  
73.7 Quinn, at Air Force (11.11.06) 14-19  
73.3 Quinn, Army (11.18.06) 22-30  
73.0 Quinn, Stanford (10.7.06) 27-37  
72.0 Quinn, vs. Navy (10.28.06) 18-25  
71.0 Quinn, Navy (11.12.05) 22-31  
69.4 Quinn, Penn State (9.9.06) 25-36

**most passing yards**

487 Quinn, Michigan State (9.17.05)  
467 Quinn, BYU (10.22.05)  
440 Quinn, at Purdue (10.1.05)  
432 Quinn, at Stanford (11.26.05)  
346 Quinn, North Carolina (11.4.06)  
327 Quinn, at Washington (9.24.05)  
319 Quinn, at Michigan State (9.23.06)  
316 Quinn, Purdue (9.30.06)  
304 Quinn, UCLA (10.21.06)  
295 Quinn, Tennessee (11.5.05)  
295 Quinn, vs. Navy (10.28.06)

**most passing yards per attempt (10 attempts)**

12.2 Quinn, at Purdue (10.1.05) 36-440  
11.8 Quinn, vs. Navy (10.28.06) 25-295  
11.4 Quinn, BYU (10.22.05) 41-467  
11.4 Quinn, at Stanford (11.26.05) 38-432  
10.9 Quinn, at Air Force (11.11.06) 19-207  
9.9 Quinn, North Carolina (11.4.06) 35-346  
9.2 Quinn, Navy (11.12.05) 31-284  
8.9 Quinn, Tennessee (11.5.05) 33-295  
8.9 Quinn, at Michigan State (9.23.06) 36-319  
8.8 Quinn, at Washington (9.24.05) 37-327

**most passing yards per comp. (5 completions)**

17.3 Quinn, at Stanford (11.26.05) 25-432  
16.4 Quinn, vs. Navy (10.28.06) 18-295  
15.9 Quinn, at Michigan State (9.23.06) 20-319  
15.2 Quinn, at Purdue (10.1.05) 29-440  
15.0 Quinn, North Carolina (11.4.06) 23-346  
14.8 Quinn, at Air Force (11.11.06) 14-207  
14.8 Quinn, Michigan State (9.17.05) 33-487  
14.8 Quinn, Tennessee (11.5.05) 20-295

14.6 Quinn, BYU (10.22.05) 32-467  
13.9 Quinn, USC (11.15.05) 19-264

**most passing touchdowns**

6 Quinn, BYU (10.22.05)  
5 Quinn, Michigan State (9.17.05)  
5 Quinn, at Michigan State (9.23.06)  
4 Quinn, at Air Force (11.11.06)  
4 Quinn, North Carolina (11.4.06)  
4 Quinn, Navy (11.12.05)  
3 Quinn, at USC (11.25.06)  
3 Quinn, Army (11.18.06)  
3 Quinn, Tennessee (11.5.05)  
3 Quinn, at Stanford (11.26.05)  
3 Quinn, at Purdue (10.1.05)  
3 Quinn, Stanford (10.7.06)  
3 Quinn, Penn State (9.9.06)  
3 Quinn, Michigan (9.16.06)  
3 Quinn, vs. Navy (10.28.06)

**most passing interceptions**

3 Quinn, Michigan (9.16.06)  
2 Quinn, at Stanford (11.26.05)  
2 Quinn, vs. LSU (1.3.07)  
1 Quinn, Navy (11.12.05)  
1 Quinn, at Purdue (10.1.05)  
1 Quinn, USC (11.15.05)  
1 Quinn, at Pittsburgh (9.3.05)  
1 Quinn, Michigan State (9.17.05)  
1 Quinn, at Michigan State (9.23.06)  
1 Wolke, at Purdue (10.1.05)  
1 Quinn, Army (11.18.06)  
1 Clausen, at Penn State (9.8.07)  
1 Clausen, at Michigan (9.15.07)  
1 Sharpley, at Michigan (9.15.07)  
1 Clausen, at Purdue (9.29.07)  
1 Sharpley, at Purdue (9.29.07)

**highest passing efficiency rating (10 attempts)**

234.8 Quinn, at Air Force (11.11.06)  
222.0 Quinn, BYU (10.22.05)  
210.7 Quinn, vs. Navy (10.28.06)  
205.2 Quinn, at Purdue (10.1.05)  
186.5 Quinn, North Carolina (11.4.06)  
184.1 Quinn, Navy (11.12.05)  
176.8 Quinn, at Stanford (11.26.05)  
170.3 Quinn, at Michigan State (9.23.06)  
165.7 Quinn, Tennessee (11.5.05)  
163.9 Quinn, Penn State (9.9.06)

**longest pass completion**

80 Quinn, at Stanford (11.26.05)  
73 Quinn, Tennessee (11.5.05)  
62 Quinn, at Michigan State (9.23.06)  
55 Quinn, at Purdue (10.1.05)  
52 Quinn, at Washington (9.24.05)  
51 Quinn, at Pittsburgh (9.3.05)  
51 Quinn, at Air Force (11.11.06)  
50 Quinn, Michigan State (9.17.05)  
46 Quinn, North Carolina (11.4.06)  
45 Quinn, UCLA (Oct. 21, 2006)

**most receptions**

14 Stovall, BYU (10.22.05)  
10 McKnight, Purdue (9.30.06)  
10 Samardzija, BYU (10.22.05)  
9 Samardzija, Army (11.18.06)  
9 Stovall, vs. Ohio State (1.2.06)  
9 Walker, Purdue (9.30.06)  
8 Samardzija, vs. LSU (1.3.07)  
8 Carlson, North Carolina (11.4.06)  
8 Grimes, UCLA (10.21.06)  
8 Samardzija, UCLA (10.21.06)  
8 McKnight, Georgia Tech (9.2.06)  
8 Samardzija, Stanford (11.26.05)  
8 Samardzija, Washington (9.24.05)  
8 Stovall, Navy (11.12.05)

8 Stovall, at Purdue (10.1.05)  
8 Stovall, Michigan State (9.17.05)

**most receiving yards**

207 Stovall, BYU (10.22.05)  
191 Samardzija, at Stanford (11.26.05)  
177 Samardzija, North Carolina (11.4.06)  
176 Stovall, Michigan State (9.17.05)  
164 Samardzija, at Washington (9.24.05)  
153 Samardzija, at Purdue (10.1.05)  
152 Samardzija, BYU (10.22.05)  
136 Stovall, at Stanford (11.26.05)  
134 Stovall, at Purdue (10.1.05)  
130 Stovall, Navy (11.12.05)

**highest avg. gain per reception (3 receptions)**

34.7 Tate, at Purdue (9.29.07) 3-104  
30.3 Stovall, Syracuse (11.19.05) 3-91  
30.2 Carlson, at Michigan State (9.23.06) 4-121  
29.5 Samardzija, North Carolina (11.4.06) 6-177  
24.0 Grimes, vs. Navy (10.28.06) 3-72  
23.9 Samardzija, at Stanford (11.26.05) 8-191  
22.0 Stovall, Michigan State (9.17.05) 8-176  
21.9 Samardzija, at Purdue (10.1.05) 7-153  
21.5 Fasano, USC (11.15.05) 4-86  
20.7 Shelton, Syracuse (11.19.05) 3-62

**most receiving touchdowns**

4 Stovall, BYU (10.22.05)  
3 Samardzija, Michigan State (9.17.05)  
3 Samardzija, Navy (11.12.05)  
2 McKnight, Army (11.18.06)  
2 McKnight, North Carolina (11.4.06)  
2 McKnight, at Michigan State (9.23.06)  
2 McKnight, Purdue (9.30.06)  
2 Samardzija, Purdue (9.30.06)  
2 Samardzija, at Stanford (11.26.05)  
2 Samardzija, at Purdue (10.1.05)  
2 Samardzija, BYU (10.22.05)  
2 Samardzija, at Michigan State (9.23.06)  
2 McKnight, vs. Navy (10.28.06)  
1 26 times

**longest pass reception**

80 Samardzija, at Stanford (11.26.05)  
73 Samardzija, Tennessee (11.5.05)  
62 Carlson, at Michigan State (9.23.06)  
55 Samardzija, at Purdue (10.1.05)  
52 Samardzija, at Washington (9.24.05)  
51 Walker, at Pittsburgh (9.3.05)  
51 Samardzija, at Air Force (11.11.06)  
50 Stovall, Michigan State (9.17.05)  
46 Samardzija, North Carolina (11.4.06)  
45 Samardzija, UCLA (10.21.06)

**most total offense plays**

67 Quinn, Michigan State (9.17.05) 7r,60p  
59 Quinn, UCLA (10.21.06) 14r,45p  
56 Quinn, at USC (11.25.06) 11r, 45p  
55 Quinn, vs. Ohio State (1.2.06) 10r,45p  
52 Quinn, Michigan (9.16.06) 4r,48p  
48 Quinn, USC (11.15.05) 13r,35p  
45 Quinn, BYU (10.22.05) 4r,41p  
45 Quinn, at Georgia Tech (9.2.06) 7r,38p  
44 Quinn, at Stanford (11.26.05) 6r,38p  
44 Quinn, Penn State (9.9.06) 8r,36p  
44 Quinn, Purdue (9.30.06) 6r,38p

**most total offense yards gained**

479 Quinn, Michigan State (9.17.05) -8r,487p  
463 Quinn, at Purdue (10.1.05) 23r,440p  
457 Quinn, BYU (10.22.05) -10r,467p  
453 Quinn, at Stanford (11.26.05) 21r,432p  
356 Quinn, at Washington (9.24.05) 29r,327p  
348 Quinn, at USC (11.25.06) 74r, 274p  
323 Quinn, vs. Navy (10.28.06) 28r, 295p  
319 Quinn, at Michigan State (9.23.06) 0r,319p

**The Charlie Weis  
Record Book**

316 Quinn, North Carolina (11.4.06) -30r, 346p  
311 Quinn, Navy (11.12.05) 27r,284p

**highest average gain per play (20 plays)**

11.6 Quinn, at Purdue (10.1.05) 40-463  
11.1 Quinn, vs. Navy (10.28.06) 29-323  
10.3 Quinn, at Stanford (11.26.05) 44-453  
10.2 Quinn, BYU (10.22.05) 45-457  
9.1 Quinn, Navy (11.12.05) 34-311  
8.8 Quinn, at Air Force (11.11.06) 23-203  
8.7 Quinn, at Washington (9.24.05) 41-356  
8.6 Quinn, at Pittsburgh (9.3.05) 32-276  
7.7 Quinn, North Carolina (11.4.06) 41-316  
7.6 Quinn, at Michigan State (9.23.06) 42-319

**most all-purpose yards gained**

241 Walker, at Stanford (11.26.05)  
219 Walker, Purdue (9.30.06)  
208 Stovall, BYU (10.22.05)  
198 Walker, Stanford (10.7.06)  
193 Grimes, Michigan (9.16.06)  
193 Samardzija, at Stanford (11.26.05)  
187 Walker, Army (11.18.06)  
177 Samardzija, North Carolina (11.4.06)  
176 Stovall, Michigan State (9.17.05)  
167 Samardzija, at Washington (9.24.05)

**most all-purpose attempts**

40 Walker, at Stanford (11.26.05)  
40 Walker, Purdue (9.30.06)  
31 Walker, Stanford (10.7.06)  
31 Walker, at Michigan (9.10.05)  
31 Walker, Michigan State (9.17.05)  
29 Walker, Syracuse (11.19.05)  
29 Walker, Army (11.18.06)  
27 Walker, Penn State (9.9.06)  
26 Walker, at Georgia Tech (9.2.06)  
25 Walker, UCLA (10.21.06)

**most points scored**

24 Stovall, BYU (10.22.05)  
18 Powers-Neal, at Pittsburgh (9.3.05)  
18 Samardzija, Michigan State (9.17.05)  
18 Stovall, Navy (11.12.05)  
18 Walker, vs Ohio State (1.2.06)  
12 15 times

**most touchdowns scored**

4 Stovall, BYU (10.22.05)  
3 Powers-Neal, at Pittsburgh (9.3.05)  
3 Samardzija, Michigan State (9.17.05)  
3 Stovall, Navy (11.12.05)  
3 Walker, vs Ohio State (1.2.06)  
2 14 times

**INDIVIDUAL RECORDS - DEFENSE****most fumble returns TD**

1 Crum, at UCLA (10.6.07)  
1 Zbikowski, Penn State (9.9.06)

**most fumble return yards**

36 Crum, at UCLA (10.6.07) 2 returns  
25 Zbikowski, Penn State (9.9.06) 1 returns

**most interception returns**

2 Crum, at UCLA (10.6.07)  
2 Richardson, Army (11.18.06)  
2 Lambert, at Michigan State (9.23.06)  
1 25 times

**most interception return yards**

83 Zbikowski, BYU (10.22.05) 1 returns  
73 Walls, at Penn State (9.8.07) 1 returns  
51 Ndukwe, Michigan (9.16.06) 1 returns  
46 Crum, at UCLA (10.6.07) 2 returns  
41 Wooden, Tennessee (11.5.05) 1 returns  
33 Zbikowski, Tennessee (11.5.05) 1 returns

27 Lambert, at Michigan State (9.23.06) 2 returns  
27 Zbikowski, at Michigan (9.10.05) 1 returns  
20 Richardson, vs. LSU (1.3.07) 1 returns  
16 Ferrine, Syracuse (11.19.05) 1 returns  
14 Ndukwe, Michigan State (9.17.05) 1 returns

**highest avg. per interception return (2 returns)**

23.0 Crum, at UCLA (10.6.07) 2-46  
13.5 Lambert, at Michigan State (9.23.06) 2-27  
0.5 Richardson, Army (11.18.06) 2-1

**most tackles**

22 Ndukwe, at Air Force (11.11.06) 15-7  
16 Crum, Michigan State (9.22.07) 6-10  
15 Bruton, Michigan State (9.22.07) 8-7  
15 Brockington, at Air Force (11.11.06) 5-10  
14 Crum, Penn State (9.9.06) 10-4  
14 Mays, Navy (11.12.05) 4-10  
14 Zbikowski, vs. Navy (10.28.06) 10-4  
12 Hoyte, at Michigan (9.10.05) 8-4  
12 Mays, vs Ohio State (1.2.06) 5-7  
12 Wooden, at Pittsburgh (9.3.05) 10-2

**most quarterback sacks**

4.0 Abiamiri, at Stanford (11.26.05)  
3.0 Abiamiri, Stanford (10.7.06)  
2.0 Landri, Army (11.18.06)  
2.0 Abiamiri, North Carolina (11.4.06)  
2.0 Hoyte, at Stanford (11.26.05)  
2.0 Hoyte, at Pittsburgh (9.3.05)  
2.0 Mays, Syracuse (11.19.05)  
2.0 Abiamiri, vs. Navy (10.28.06)  
1.5 Landri, Stanford (10.7.06)  
1.5 Landri, BYU (10.22.05)

**most tackles for loss**

4.5 Landri, Army (11.18.06)  
4.5 Hoyte, at Pittsburgh (9.3.05)  
4.0 Abiamiri, at Stanford (11.26.05)  
3.5 Landri, North Carolina (11.4.06)  
3.5 Abiamiri, Stanford (10.7.06)  
3.5 Mays, Syracuse (11.19.05)  
3.0 Abiamiri, Michigan State (9.17.05)  
3.0 Crum, Jr., Tennessee (11.5.05)  
3.0 Crum, Jr., Penn State (9.9.06)  
3.0 Hoyte, at Washington (9.24.05)  
3.0 Mays, Tennessee (11.5.05)  
3.0 Laws, at Purdue (9.29.07)

**most fumbles forced**

2 Crum, at UCLA (10.6.07)  
2 Richardson, Tennessee (11.5.05)  
2 Zbikowski, at Penn State (9.8.07)  
1 25 times

**most fumbles recovered**

2 Crum, at UCLA (10.6.07)  
2 Ray Herring, at Michigan (9.15.07)

**most pass breakups**

2 Crum, at UCLA (10.6.07)  
2 Kuntz, at UCLA (10.6.07)  
2 Laws, at UCLA (10.6.07)  
2 Kuntz, Georgia Tech (9.1.07)  
2 Frome, Purdue (9.30.06)  
2 Frome, at USC (11.25.06)  
2 Mays, at Michigan (9.10.05)  
2 Ndukwe, Tennessee (11.5.05)  
2 Ndukwe, at Stanford (11.26.05)  
2 Richardson, Syracuse (11.19.05)  
2 Richardson, at Purdue (10.1.05)  
2 Wooden, Michigan State (9.17.05)  
2 Zbikowski, at Washington (9.24.05)  
1 67 times

**longest interception return**

83 Zbikowski, BYU (10.22.05)

73 Walls, at Penn State (9.8.07)  
51 Ndukwe, Michigan (9.16.06)  
41 Wooden, Tennessee (11.5.05)  
33 Zbikowski, Tennessee (11.5.05)  
33 Crum, at UCLA (10.6.07)  
27 Lambert, at Michigan State (9.23.06)  
27 Zbikowski, at Michigan (9.10.05)  
20 Richardson, vs. LSU (1.3.07)  
16 Ferrine, Syracuse (11.19.05)

**longest fumble return**

34 Crum, at UCLA (10.6.07)  
25 Zbikowski, Penn State (9.9.06)

**INDIVIDUAL RECORDS - SPECIAL TEAMS****most extra points made by kicking**

7 Fitzpatrick, at Purdue (10.1.05)  
7 Fitzpatrick, BYU (10.22.05)  
6 Fitzpatrick, Navy (11.12.05)  
6 Fitzpatrick, at Pittsburgh (9.3.05)  
6 Gioia, North Carolina (11.4.06)  
5 Gioia, Army (11.18.06)  
5 Fitzpatrick, Tennessee (11.5.05)  
5 Fitzpatrick, Michigan State (9.17.05)  
5 Gioia, Penn State (9.9.06)  
5 Gioia, Purdue (9.30.06)  
5 Gioia, vs. Navy (10.28.06)

**most extra points attempted by kicking**

7 Fitzpatrick, at Purdue (10.1.05)  
7 Fitzpatrick, BYU (10.22.05)  
6 Gioia, at Air Force (11.11.06)  
6 Fitzpatrick, Navy (11.12.05)  
6 Fitzpatrick, at Pittsburgh (9.3.05)  
6 Gioia, North Carolina (11.4.06)  
5 Gioia, Army (11.18.06)  
5 Fitzpatrick, Tennessee (11.5.05)  
5 Fitzpatrick, Michigan State (9.17.05)  
5 Gioia, Penn State (9.9.06)  
5 Gioia, at Michigan State (9.23.06)  
5 Gioia, Purdue (9.30.06)  
5 Gioia, vs. Navy (10.28.06)

**most points scored by kicking**

12 Fitzpatrick, at Washington (9.24.05)  
11 Fitzpatrick, Tennessee (11.5.05)  
11 Fitzpatrick, Michigan State (9.17.05)  
11 Gioia, Penn State (9.9.06)  
9 Fitzpatrick, Syracuse (11.19.05)  
9 Gioia, North Carolina (11.4.06)  
8 Gioia, vs. Navy (10.28.06)  
8 Gioia, UCLA (10.21.06)  
7 Fitzpatrick, at Purdue (10.1.05)  
7 Fitzpatrick, USC (11.15.05)  
7 Fitzpatrick, BYU (10.22.05)  
7 Gioia, Stanford (10.7.06)

**most field goals attempted**

4 Fitzpatrick, Syracuse (11.19.05)  
3 Gioia, UCLA (10.21.06)  
3 Fitzpatrick, Michigan State (9.17.05)  
3 Fitzpatrick, at Washington (9.24.05)  
2 Walker, at UCLA (10.6.07)  
2 Fitzpatrick, Tennessee (11.5.05)  
2 Fitzpatrick, at Stanford (11.26.05)  
2 Fitzpatrick, USC (11.15.05)  
2 Gioia, at Georgia Tech (9.2.06)  
2 Gioia, Penn State (9.9.06)

**most field goals made**

3 Fitzpatrick, at Washington (9.24.05)  
2 Walker, at UCLA (10.6.07)  
2 Gioia, UCLA (10.21.06)  
2 Fitzpatrick, Tennessee (11.5.05)  
2 Fitzpatrick, Syracuse (11.19.05)  
2 Fitzpatrick, Michigan State (9.17.05)



The Charlie Weis  
Record Book

- 2 Gioia, Penn State (9.9.06)
- 1 Eight Times

**longest field goal made**

- 48 Walker, at UCLA (10.6.07)
- 48 Fitzpatrick, Michigan State (9.17.05)
- 44 Fitzpatrick, Syracuse (11.19.05)
- 43 Fitzpatrick, at Michigan (9.10.05)
- 40 Gioia, vs. Navy (10.28.06)
- 39 Fitzpatrick, at Washington (9.24.05)
- 36 Fitzpatrick, Tennessee (11.5.05)
- 35 Gioia, Stanford (10.7.06)
- 35 Gioia, Penn State (9.9.06)
- 33 Gioia, UCLA (10.21.06)

**most punts**

- 9 Price, at UCLA (10.6.07)
- 9 Price, at Penn State (9.8.07)
- 9 Fitzpatrick, at Michigan (9.10.05)
- 7 Price, at Michigan (9.15.07)
- 7 Price, Georgia Tech (9.1.07)
- 7 Price, Michigan (9.16.06)
- 7 Price, at Michigan State (9.23.06)
- 6 Price, Michigan State (9.22.07)
- 6 Price, UCLA (10.21.06)
- 6 Fitzpatrick, vs Ohio State (1.2.06)

**most yards punting**

- 404 Price, at Penn State (9.8.07)
- 371 Fitzpatrick, at Michigan (9.10.05)
- 363 Price, Michigan (9.16.06)
- 363 Price, at UCLA (10.6.07)
- 303 Price, at Michigan (9.15.07)
- 303 Price, at Michigan State (9.23.06)
- 268 Price, Georgia Tech (9.1.07)
- 254 Fitzpatrick, vs Ohio State (1.2.06)
- 252 Price, at Georgia Tech (9.2.06)
- 237 Price, vs. LSU (1.3.07)

**highest average yards per punt (3 punts)**

- 51.9 Price, Michigan (9.16.06) 7-363
- 50.4 Price, at Georgia Tech (9.2.06) 5-252
- 47.4 Price, vs. LSU (1.3.07) 5-237
- 45.8 Price, North Carolina (11.4.06) 5-229
- 45.7 Fitzpatrick, at Pittsburgh (9.3.05) 3-137
- 45.7 Price, Purdue (9.30.06) 3-137
- 44.2 Fitzpatrick, BYU (10.22.05) 5-221
- 44.8 Price, at Penn State (9.8.07) 9-403
- 44.0 Price, Penn State (9.9.06) 3-132
- 44.0 Maust, at Purdue (9.29.07) 3-132

**most punts downed inside 20**

- 3 Price, at UCLA (10.6.07)
- 3 Price, Purdue (9.30.06)
- 2 Price, at Michigan (9.15.07)
- 2 Price, North Carolina (11.4.06)
- 2 Fitzpatrick, vs Ohio State (1.2.06)
- 2 Fitzpatrick, Syracuse (11.19.05)
- 2 Fitzpatrick, USC (11.15.05)
- 2 Fitzpatrick, Michigan State (9.17.05)
- 2 Price, Penn State (9.9.06)
- 2 Price, Michigan (9.16.06)
- 2 Maust, at Purdue (9.29.07)

**longest punt**

- 62 Price, Penn State (9.9.06)
- 61 Price, at Georgia Tech (9.2.06)
- 60 Fitzpatrick, at Michigan (9.10.05)
- 59 Price, Michigan (9.16.06)
- 57 Price, at Penn State (9.8.07)
- 56 Price, Michigan State (9.22.07)
- 56 Price, Michigan (9.16.06)
- 55 Price, at Michigan (9.16.07)
- 55 Price, Georgia Tech (9.1.07)
- 55 Price, Army (11.18.06)
- 55 Price, vs. LSU (1.3.07)

**longest punt return**

- 78 Zbikowski, Tennessee (11.5.05)
- 60 Zbikowski, USC (11.15.05)
- 52 Zbikowski, North Carolina (11.4.06)
- 47 Zbikowski, at Penn State (9.8.07)
- 25 Zbikowski, at Michigan State (9.23.06)
- 25 Zbikowski, at Washington (9.24.05)
- 23 Zbikowski, at Pittsburgh (9.3.05)
- 19 Zbikowski, at Michigan (9.10.05)
- 18 Zbikowski, Michigan State (9.17.05)
- 17 Grimes, Navy (11.12.05)
- 17 Zbikowski, at Georgia Tech (9.2.06)

**longest kick return**

- 50 Grimes, North Carolina (11.4.06)
- 46 Grimes, at Georgia Tech (9.2.06)
- 40 Tate, at Michigan (9.15.07)
- 40 Grimes, at Purdue (10.1.05)
- 36 Hord, Tennessee (11.5.05)
- 33 Allen, at Purdue (9.29.07)
- 33 Grimes, BYU (10.22.05)
- 33 West, at Georgia Tech (9.2.06)
- 31 Grimes, at Washington (9.24.05)
- 31 Allen, at UCLA (10.6.07)

**most punt returns**

- 6 Zbikowski, at Stanford (11.26.05)
- 4 Zbikowski, USC (11.15.05)
- 4 Zbikowski, at Georgia Tech (9.2.06)
- 3 Zbikowski, Army (11.18.06)
- 3 Zbikowski, North Carolina (11.4.06)
- 3 Zbikowski, Tennessee (11.5.05)
- 3 Zbikowski, Syracuse (11.19.05)
- 2 West, North Carolina (11.4.06)
- 2 Zbikowski, BYU (10.22.05)
- 2 Zbikowski, Penn State (9.9.06)
- 2 Zbikowski, Michigan State (9.17.05)
- 2 Zbikowski, at Washington (9.24.05)

**most punt return yards**

- 118 Zbikowski, Tennessee (11.5.05) 3 returns
- 87 Zbikowski, USC (11.15.05) 4 returns
- 69 Zbikowski, North Carolina (11.4.06) 3 returns
- 34 Zbikowski, at Stanford (11.26.05) 6 returns
- 31 Zbikowski, at Washington (9.24.05) 2 returns
- 30 Zbikowski, at Georgia Tech (9.2.06) 4 returns
- 25 Zbikowski, at Michigan State (9.23.06) 1 returns
- 23 Zbikowski, at Pittsburgh (9.3.05) 1 returns
- 22 Zbikowski, Syracuse (11.19.05) 3 returns
- 22 Zbikowski, Michigan State (9.17.05) 2 returns

**highest avg. gain per punt return (2 returns)**

- 39.3 Zbikowski, Tennessee (11.5.05) 3-118
- 23.0 Zbikowski, North Carolina (11.4.06) 3-69
- 21.8 Zbikowski, USC (11.15.05) 4-87
- 15.5 Zbikowski, at Washington (9.24.05) 2-31
- 11.0 Zbikowski, Michigan State (9.17.05) 2-22
- 7.5 West, North Carolina (11.4.06) 2-15
- 7.5 Zbikowski, BYU (10.22.05) 2-15
- 7.5 Zbikowski, at Georgia Tech (9.2.06) 4-30
- 7.3 Zbikowski, Syracuse (11.19.05) 3-22
- 5.7 Zbikowski, at Stanford (11.26.05) 6-34

**most kick returns**

- 6 Grimes, Michigan (9.16.06)
- 5 Tate, at Michigan (9.15.07)
- 5 Zbikowski, at USC (11.25.06)
- 5 Allen, Georgia Tech (9.1.07)
- 4 Grimes, vs. LSU (1.3.07)
- 4 Grimes, at Stanford (11.26.05)
- 3 Allen, at UCLA (10.6.07)
- 3 Tate, Michigan State (9.22.07)
- 3 Allen, at Penn State (9.8.07)
- 3 Grimes, North Carolina (11.4.06)
- 3 Grimes, UCLA (10.21.06)
- 3 Grimes, BYU (10.22.05)
- 3 Hord, Tennessee (11.5.05)

- 3 Walls, Stanford (10.7.06)
- 3 West, at Michigan State (9.23.06)

**most kick return yards**

- 145 Grimes, Michigan (9.16.06) 6 returns
- 133 Tate, at Michigan (9.15.07) 5 returns
- 107 Zbikowski, at USC (11.25.06) 5 returns
- 101 Grimes, North Carolina (11.4.06) 3 returns
- 97 Grimes, at Stanford (11.26.05) 4 returns
- 84 Allen, Georgia Tech (9.1.07) 5 returns
- 80 West, vs. LSU (1.3.07) 4 returns
- 73 Allen, at UCLA (10.6.07) 3 returns
- 71 West, at Michigan State (9.23.06) 3 returns
- 70 Hord, Tennessee (11.5.05) 3 returns

**highest avg. gain per kick return (2 returns)**

- 33.7 Grimes, North Carolina (11.4.06) 3-101
- 31.0 Grimes, at Purdue (10.1.05) 2-62
- 26.6 Tate, at Michigan (9.15.07) 5-133
- 24.3 Allen, at UCLA (10.6.07) 3-73
- 24.2 Grimes, at Stanford (11.26.05) 4-97
- 24.2 Grimes, Michigan (9.16.06) 6-145
- 23.7 West, at Michigan State (9.23.06) 3-71
- 23.5 West, Army (11.18.06) 2-47
- 23.3 Hord, Tennessee (11.5.05) 3-70
- 22.3 Allen, at Penn State (9.8.07) 3-67

**most blocked kicks**

- 2 Anastasio, Syracuse (11.19.05)
- 2 Landri, North Carolina (11.4.06)
- 1 Laws, Georgia Tech (9.1.07)
- 1 Quinn, S., at USC (11.25.06)
- 1 Landri, Army (11.18.06)
- 1 Laws, North Carolina (11.4.06)
- 1 Anastasio, at Washington (9.24.05)
- 1 Landri, Michigan (9.16.06)
- 1 Laws, at Air Force (11.11.06)
- 1 Laws, vs Ohio State (1.2.06)
- 1 Laws, at Purdue (10.1.05)
- 1 Ndukwe, vs Ohio State (1.2.06)

**34**

**HB**  
**6-0, 222**  
**So.**



**James Aldridge**  
**Crown Point, Ind.**

**2007 SEASON:** Led the Irish in rushing with 52 yards against UCLA (10/6) ... recorded five rushes for nine yards against Purdue (9/29) ... led the Irish in rushing for the second straight game with 104 yards, including a career-high (and team season-high) carry of 43 yards in the second quarter against Michigan State (9/22) ... became first Irish running back to top 100 yards in first career start since Tony Fisher against Kansas on Aug. 28, 1999 ... first running back to eclipse 100 yards, other than departed Darius Walker, since Ryan Grant against Navy on Oct. 16, 2004 ... led the team in rushing with 51 yards against Michigan (9/15) ... saw action against Penn State with one carry on the day for a loss of three yards (9/8) ... one of three halfbacks to get a carry in the season opener vs. Georgia Tech (9/1) ... gained 19 yards on six rushes while splitting time with four other running backs against the Yellow Jackets.

**CAREER RUSHING STATISTICS**

Year	Att	Yds	Avg	TD
2006	37	142	3.8	0
2007	62	232	3.7	0
<b>Total</b>	<b>99</b>	<b>374</b>	<b>3.8</b>	<b>0</b>

**CAREER RECEIVING STATISTICS**

Year	Rec	Yds	Avg	TD
2006	0	0	0.0	0
2007	3	18	6.0	0
<b>Total</b>	<b>3</b>	<b>18</b>	<b>6.0</b>	<b>0</b>

**5**

**HB**  
**5-10, 190**  
**Fr.**



**Armando Allen**  
**Opa Locka, Fla.**

**2007 SEASON:** Increased his all purpose yards per game to 81.5 after the UCLA game (10/6) ... had three kick-off returns for 73 yards with a long of 31 yards vs. the Bruins ...recorded season long kickoff return of 33 yards against Purdue (9/29) ... finished the day with four returns for 80 yards ... had 25 yards rushing on six carries vs. the Boilermakers ... increased his kick return average to 19.3 yards per return against Michigan State (9/22) ... returned one kick for 23 yards versus the Spartans ... had nine carries for 24 yards against Michigan ... became the first freshman to start at running back (at Penn State) since Darius Walker

against Purdue (10/2/04) had eight carries for eleven net yards against Penn State ... recorded six receptions for 38 yards, both were team-highs against the Nittany Lions ...led the Irish with 116 all-purpose yards against the Nittany Lions... one of three halfbacks to get a carry in the season opener vs. Georgia Tech (9/1) ... gained 25 yards on three rushes while splitting time with four other running backs against the Yellow Jackets.

**CAREER RUSHING STATISTICS**

Year	Att	Yds	Avg	TD
2007	32	117	3.7	0

**CAREER RECEIVING STATISTICS**

Year	Rec	Yds	Avg	TD
2007	13	45	3.5	0

**CAREER KICK RETURN STATISTICS**


Year	Ret	Yds	Avg	TD	Long
2007	16	327	20.4	0	33

**CAREER ALL PURPOSE STATISTICS**

Year	Rush	Rec	PR	KR	Avg/G
2007	117	45	0	327	81.5

**52**

**ILB**  
**6-2, 240**  
**Sr.**



**Joe Brockington**  
**Palmyra, Pa.**

**2007 SEASON:** Recorded six tackles (four solo/ two assist) against UCLA (10/6) ... made one tackle for a loss of a yard vs. teh Bruins ...led the Irish in tackles with nine (six solo/three assist) against Purdue (9/29) ... recorded seven tackles (three solo, four assist) against Michigan State (9/22) ... had five tackles against Michigan (9/15) ... along with teammate Trevor Laws, led the Irish with 10 tackles (six solo, four assist) against Penn State (9/8) ... recorded 1.5 tackles for a total loss of two yards vs the Nittany Lions... started the season opener for the first time in his career against Georgia Tech (9/1) ... in his 10th career start, recorded seven tackles and registered one quarterback hurry versus the Yellow Jackets.

**CAREER STATISTICS**

Year	G-GS	Solo	Asst	Total	TFL
2003	DNP				
2004	11-0	1	2	3	0.0-0
2005	11-0	4	5	9	1.0-1
2006	13-9	23	36	59	2.0-8
2007	6-4	24	20	44	4.5-8
<b>Total</b>	<b>41-13</b>	<b>47</b>	<b>63</b>	<b>115</b>	<b>7.5-17</b>

Year	G-GS	Sck	PBU	FF	FR
2003	DNP				
2004	11-0	0.0-0	0	0	0
2005	11-0	0.0-0	0	0	0
2006	13-9	1.0-6	1	0	0
2007	6-4	0.0-0	0	0	1
<b>Total</b>	<b>41-13</b>	<b>1.0-6</b>	<b>1</b>	<b>0</b>	<b>1</b>

**94**

**DE**  
**6-3, 261**  
**Sr.**



**Justin Brown**  
**Clinton, Md.**

**2007 SEASON:** Did not see playing time against Purdue ... recorded eight tackles against Michigan (9/15) ... recorded 1.5 tackles for a loss of 13 yards, a career game high against Penn State (9/8) ... recorded 0.5 for a sack against the Nittany Lions ...finished the game with a total of three tackles (two solos, one assist) for a season game high ... started second career game and first season opener at Notre Dame ... first start since 11/25/05 at Stanford ... recorded one assisted tackle against Georgia Tech (9/1) before being ejected in the second quarter.

**CAREER STATISTICS**

Year	G-GS	Solo	Asst	Total	TFL
2004	DNP				
2005	12-1	9	3	12	1.0-2
2006	4-0	1	5	6	1.5-10
2007	4-1	6	6	12	2.5-13
<b>Total</b>	<b>20-2</b>	<b>16</b>	<b>16</b>	<b>28</b>	<b>1.0-25</b>

Year	G-GS	Sck	PBU	FF	FR
2004	DNP				
2005	12-1	0.0-0	0	0	0
2006	4-0	1.5-10	1	1	0
2007	4-1	0.5-2	0	0	0
<b>Total</b>	<b>20-2</b>	<b>2.0-12</b>	<b>1</b>	<b>1</b>	<b>0</b>

27

DS  
6-2, 207  
Jr.



David Bruton  
Miamisburg, Ohio

**2007 SEASON:** Recorded one interception with a 17-yard return against UCLA to set up first Irish touchdown (10/6) ... made four solo tackles vs. the Bruins ... recorded three solo tackles against Purdue (9/29) ... led the Irish in solo tackles with eight (totalled 15) against Michigan State (9/22) ... added an interception against the Spartans in the second quarter ... led the Irish with nine tackles against Michigan (9/15) ... suited up against Penn State, making two tackles (one solo, one assist) (9/8)... started first career game in season opener vs. Georgia Tech (9/1) ... recorded best game in his Irish career, recording career-highs with nine tackles, two tackles for loss and one sack.

**CAREER STATISTICS**

Year	G-GS	Solo	Asst	Total	TFL
2005	11-0	10	4	14	0.0-0
2006	12-0	12	6	18	1.0-1
2007	6-6	27	15	42	3.0-12
<b>Total</b>	<b>29-6</b>	<b>49</b>	<b>25</b>	<b>78</b>	<b>4.0-13</b>

Year	G-GS	Sck	PBU	FF	FR
2005	11-0	0.0-0	1	0	0
2006	12-0	0.0-0	0	0	0
2007	6-6	1.0-10	0	0	1
<b>Total</b>	<b>29-6</b>	<b>1.0-10</b>	<b>1</b>	<b>0</b>	<b>1</b>

89

TE  
6-6, 255  
Sr.



John Carlson  
Litchfield, Minn.

**2007 SEASON:** Led the Irish in receiving with six catches for 38 yards against UCLA (10/6) ... recorded his first touchdown of the season against Purdue (9/29) ... a five yard pass from Jimmy Clausen in the third quarter ... had a season high five receptions for 30 yards ... had one reception for 16 yards against Michigan State (9/22) ... brought down two receptions for 13 yards against Michigan (9/15) ... in second start of the season, had one reception (five yards) against Penn State (9/8)... tied for the team-lead with three receptions against Georgia Tech (9/1), going for 29 yards and picking up one first down in the process ... moved into third place in career catches by a tight end at Notre Dame.

**CAREER STATISTICS**

Year	G-GS	Rec	Yds	Avg	TD
2003	DNP				
2004	12-2	6	31	5.2	0
2005	12-6	7	56	8.0	1
2006	11-11	47	634	13.5	4
2007	6-6	18	131	7.3	1
<b>Total</b>	<b>41-15</b>	<b>78</b>	<b>852</b>	<b>10.9</b>	<b>6</b>

7

QB  
6-3, 207  
Fr.



Jimmy Clausen  
Westlake Village, Calif.

**2007 SEASON:** Recorded his first rushing touchdown of Irish career with a one-yard run against UCLA (10/6) ... was 17-27 for 84 yards passing ... threw first touchdown pass of his Irish career to John Carlson in the third quarter against Purdue (9/29) ... completed 18-of-26 passes for 169 yards including a long pass of 36 yards vs. the Boilermakers ... completed 7-of-13 pass attempts for 53 yards against Michigan State (9/22) ... completed 11-of-17 passes for 74 yards in second career start against Michigan (9/15) ... made earliest (second game of the season) freshman QB debut in Notre Dame history against Penn State (9/8) ... connected with Irish receivers on 17-of-32 attempts, committing one interception vs the Nittany Lions ... found wide receiver Robby Parris for a 35-yard completion, the longest of the day ... finished against the Nittany Lions with 144 passing yards ... one of three quarterbacks to play in the season opener vs. Georgia Tech (9/1) ... completed 4-of-6 passes for 34 yards ... becomes the eighth freshman to ever start at quarterback for Notre Dame (since 1951)

**CAREER PASSING STATISTICS**

Year	G-GS	C-A-I	Pct	Yds	TD
2007	6-5	74-111-3	66.7	558	1

**CAREER RUSHING STATISTICS**

Year	Att	Yds	Avg	TD
2007	36	-142	-3.9	1

40

ILB  
6-0, 230  
Sr.



Maurice Crum, Jr.  
Riverview, Fla.

**2007 SEASON:** Current team leader in tackles with 47 on the season ... also leads the team in turnovers with four ... named Walter Camp Defensive Player of the Week following incred-

ible performance at UCLA (10/6)... had two fumble recoveries, one with a return for a touchdown, and one forced fumble ... also had two interceptions for 46 yards vs. the Bruins ... first Irish player to ever record two forced fumbles, two fumble recoveries and two INTs in the same game ... set new school record for turnovers forced (four) ... recorded two tackles against Purdue (one solo, one assist) (9/29) ... led the Irish with 16 tackles (six solo, 10 assist) against Michigan State (9/22) ... previous career-high for tackles in a game was 14 set last season against Penn State ... has led the Irish in tackles on six different occasions over his career ... game also marked the third of his career with 10 or more tackles ... the 16 tackles are the most for an Irish player since Chinedum Ndukwe had 22 stops at Air Force on Nov. 11, 2006 ... assisted on six tackles and recorded a solo tackle for a total of seven against Michigan (9/15) ... was a force in the second -game of the season with six tackles (3 solo, 3 assist) against Penn State (9/8) ... led the linebackers and tied with two others (Bruton, Laws) with a team-high nine tackles vs. Georgia Tech (9/1).

**CAREER STATISTICS**

Year	G-GS	Solo	Asst	Total	TFL
2004	DNP				
2005	12-12	32	25	57	3.0-5
2006	13-13	47	53	100	10.0-55
2007	6-6	19	28	45	2.5-11
<b>Total</b>	<b>31-31</b>	<b>98</b>	<b>106</b>	<b>204</b>	<b>12.5-66</b>

Year	G-GS	Sck	PBU	FF	FR	INT
2004	DNP					
2005	12-12	0.0-0	1	1	0	0
2006	13-13	4.0-38	3	1	0	0
2007	6-6	1.0-8	4	1	2	2
<b>Total</b>	<b>31-31</b>	<b>5.0-46</b>	<b>8</b>	<b>3</b>	<b>2</b>	<b>2</b>

72

OT  
6-7, 308  
Jr.



Paul Duncan  
Dallas, Ga.

**2007 SEASON:** Made third consecutive start at right tackle against Purdue (9/29) ... made second consecutive start at right tackle against Michigan State (9/22) ... made first career start at right tackle against Michigan (9/15) ... started at left tackle vs Penn State (9/8)... made first career start at Notre Dame when he opened at left tackle against Georgia Tech (9/1).

**CAREER STATISTICS**

Year	G-GS	Time
2005	5-0	23:45
2006	12-0	84:09
2007	6-6	
<b>Total</b>	<b>23-6</b>	<b>107:54</b>

15

DB  
6-0, 189  
Sr.



Leo Ferrine  
Springfield, N.J.

2007 SEASON: Did not see action against UCLA (10/6) ... saw action at Penn State, making two solo tackles for the Irish (9/8) ... participated as a reserve in season opener vs. Georgia Tech (9/1).

**CAREER STATISTICS**

Year	G-GS	Solo	Asst	Total	TFL
2004	DNP				
2005	12-1	17	5	22	2.0-6
2006	10-1	6	3	9	0.0-0
2007	5-0	2	0	2	0.0-0
<b>Total</b>	<b>27-2</b>	<b>25</b>	<b>8</b>	<b>33</b>	<b>2.0-6</b>

Year	G-GS	Sck	Pbu	FF/FR	INT
2004	DNP				
2005	12-1	0.0-0	0	0/1	1
2006	10-1	0.0-0	0	0/0	0
2007	5-0	0.0-0	0	0/0	0
<b>Total</b>	<b>27-2</b>	<b>0.0-0</b>	<b>0</b>	<b>0/1</b>	<b>1</b>

11

WR  
5-10, 177  
Jr.



David Grimes  
Detroit, Mich.

2007 SEASON: Did not play at UCLA due to an injured ankle (10/6) ... recorded 34 yards on three catches vs. Purdue (9/29) ... had three receptions for 24 yards against Michigan State (9/22) ... recorded three receptions for ten yards against Michigan (9/15) ... led the Notre Dame wide receivers, pulling in five completions from quarterback Jimmy Clausen for a team-high 45 receiving yards against Penn State (9/8) ... started the season opener for the first time in his career ... recorded one reception for four yards against Georgia Tech.

**CAREER RECEIVING STATISTICS**

Year	G-GS	Rec	Yds	Avg	TD
2005	12-1	2	19	9.5	0
2006	12-7	26	336	12.9	2
2007	5-5	15	117	7.8	0
<b>Total</b>	<b>29-13</b>	<b>43</b>	<b>472</b>	<b>11.0</b>	<b>2</b>

**CAREER KICK RETURN STATISTICS**

Year	Ret	Yds	Avg	TD	Long
2005	15	338	22.5	0	40
2006	21	514	24.5	0	50
2007	0	0	0.0	0	0
<b>Total</b>	<b>36</b>	<b>852</b>	<b>23.7</b>	<b>0</b>	<b>50</b>

1

WR  
6-1, 196  
Jr.



D.J. Hord  
Lee's Summit, Mo.

2007 SEASON: Recorded one reception for two yards against UCLA (10/6) ... suited up at wide receiver vs. Penn State and saw meaningful snaps with the Irish (9/8) ... made first appearance since injuring his Achilles prior to the 2006 season against Georgia Tech (9/1) ... logged first meaningful snaps at during his time at Notre Dame when he lined up at wide receiver vs. the Yellow Jackets ... registered first reception for five yards.

**CAREER RECEIVING STATISTICS**

Year	G-GS	Rec	Yds	Avg	TD
2005	6-0	0	0	0.0	0
2006	DNP				
2007	6-0	2	7	3.5	0
<b>Total</b>	<b>11-0</b>	<b>2</b>	<b>7</b>	<b>3.5</b>	<b>0</b>

**CAREER KICK RETURN STATISTICS**

Year	Ret	Yds	Avg	TD	Long
2005	7	123	17.6	0	36
2006	DNP				
2007	0	0	0.0	0	0
<b>Total</b>	<b>7</b>	<b>123</b>	<b>17.6</b>	<b>0</b>	<b>36</b>

18

WR  
6-5, 222  
Fr.



Duval Kamara  
Hoboken, N.J.


2007 SEASON: Recorded two catches for 20 yards against UCLA (10/6) ... had six catches for 68 yards against Purdue (9/29) ... recorded first touchdown of the season on a seven-yard pass from Sharpley ... recorded a long reception of 23 yards vs. the Boilermakers ... recorded one reception for nine yards against Michigan State (9/22) ... had one reception for 14 yards against Michigan (9/15) ... recorded one reception against Penn State for six yards (9/8) ... one of nine freshman to pick up their first career action for the Irish in the season opening loss against Georgia Tech ... recorded two receptions for 19 yards against the Yellow Jackets.

**CAREER RECEIVING STATISTICS**

Year	G-GS	Rec	Yds	Avg	TD
2007	6-0	13	136	10.5	1

96

NT  
6-3, 285  
Jr.



Pat Kuntz  
Indianapolis, Ind.

2007 SEASON: Led the Irish in tackles with eight (six solo/two assisted) against UCLA (10/6) ... had two pass breakups on the day vs. the Bruins ... recorded two tackles (one solo/one assist) vs. Purdue (9/29) ... had three assisted tackles and a pass breakup against Michigan State (9/22) ... recorded six tackles against Michigan in third start of the season (9/15) ... had second start of the season at Penn State (9/8) ... recorded career-high eight tackles (three solo, eight assist) and had 0.5 tackles for a loss of one yard ... started as the anchor of the defensive line in the season opener vs. Georgia Tech (9/1) ... notched two tackles and paced the Irish with a game-high two pass break-ups.


**CAREER STATISTICS**

Year	G-GS	Solo	Asst	Total	TFL
2005	9-0	1	3	4	0.0-0
2006	12-0	5	2	7	0.5-3
2007	6-6	14	15	29	0.5-1
<b>Total</b>	<b>27-6</b>	<b>20</b>	<b>20</b>	<b>40</b>	<b>1.0-4</b>

Year	G-GS	Sck	PBU	FF	FR
2005	9-0	0.0-0	0	0	0
2006	12-0	0.5-3	0	0	1
2007	6-6	0.0-0	6	0	0
<b>Total</b>	<b>27-6</b>	<b>0.5-3</b>	<b>6</b>	<b>0</b>	<b>1</b>

20

DB  
5-11, 191  
Jr.



Terrail Lambert  
Oxnard, Calif.

**2007 SEASON:** Recorded first interception of the season vs. the Bruins (10/6) ... had three tackles (one solo/ two assist) against UCLA ...recorded three solo tackles against Purdue (9/29) ... had one solo tackle in his fourth start of the season against Michigan State (9/22) ... recorded one tackle in his second start of the season at cornerback against Penn State (9/8) ... started the season opener for the first time when he started at right cornerback against Georgia Tech (9/1) ... ranked fifth on the team and second in the defensive backfield with six tackles.

**CAREER STATISTICS**

Year	G-GS	Solo	Asst	Total	TFL
2004	DNP				
2005	12-0	7	1	8	0.0-0
2006	13-10	30	10	40	1.5-9
2007	6-6	11	4	15	0.0-0
<b>Total</b>	<b>31-16</b>	<b>45</b>	<b>15</b>	<b>60</b>	<b>1.5-9</b>

Year	G-GS	Sck	PBU	FF/FR	INT
2004	DNP				
2005	12-0	0.0-0	1	0/0	0
2006	13-10	0.5-6	1	1/0	3
2007	6-6	0.0-0	0	0/0	1
<b>Total</b>	<b>31-16</b>	<b>0.5-6</b>	<b>2</b>	<b>1/0</b>	<b>4</b>

98

DE  
6-1, 296  
Sr.



Trevor Laws  
Burnsville, Minn.

**2007 SEASON:** Batted down two UCLA passes, with one tip bringing up a Bruins fourth down (10/6) ... brought down five tackles with one sack for a loss of nine yards vs. the Bruins ... made 31st straight start for Notre Dame ... recorded six tackles (five solo/one assist) vs. Purdue (9/29) ... had three tackles for a loss of 20 yards ... recorded one sack for a loss of 11 yards against the Boilermakers ... assisted on nine tackles against Michigan State (9/22) ... recovered the ball after a Spartan fumble in the first quarter ... recorded seven tackles in his 28th consecutive start for the Fighting Irish against Michigan (9/15) ... once again led the Irish with 10 total tackles (tied with teammate Joe Brockington) (six solo, four assist) ... had one fumble recovery against the Nittany Lions with no return (9/8) ... led the defensive line and tied

for the team lead with nine tackles ... added one quarterback hurry and blocked fourth field goal of his career against the Yellow Jackets.


**CAREER STATISTICS**

Year	G-GS	Solo	Asst	Total	TFL
2003	DNP				
2004	12-0	8	9	17	2.0-11
2005	12-12	8	25	33	3.0-17
2006	13-13	22	40	62	9.5-40
2007	6-6	22	24	46	5.5-31
<b>Total</b>	<b>43-31</b>	<b>55</b>	<b>97</b>	<b>152</b>	<b>13.5-80</b>

Year	G-GS	Sck	PBU	FF	FR
2003	DNP				
2004	12-0	1.0-8	2	1	1
2005	12-12	1.5-13	1	0	0
2006	13-13	3.5-24	2	1	1
2007	6-6	2.0-20	4	0	2
<b>Total</b>	<b>43-31</b>	<b>7.0-54</b>	<b>9</b>	<b>2</b>	<b>4</b>

8

DB  
6-0, 187  
So.



Raeshon McNeil  
Cooleemee, N.C.

**2007 SEASON:** Started in first career game with the Irish vs. Purdue (9/23) ... made one assisted tackle ... recorded a pass break-up vs. the Boilermakers ... recorded a season high five tackles (four solo, one assist) against Michigan (9/15) ... did not see playing time in the second game of the season against Penn State (9/8) ... played as a reserve defensive back against Georgia Tech (9/1) ... appeared on special teams and as a defensive back in the dime package.


**CAREER STATISTICS**

Year	G-GS	Solo	Asst	Total	TFL
2006	11-0	2	2	4	0.0-0
2007	5-1	4	2	6	0.0-0
<b>Total</b>	<b>15-0</b>	<b>6</b>	<b>3</b>	<b>9</b>	<b>0.0-0</b>

Year	G-GS	Sck	PBU	FF/FR	INT
2006	11-0	0.0-0	0	0/0	0
2007	5-1	0.0-0	2	0/0	0
<b>Total</b>	<b>15-0</b>	<b>0.0-0</b>	<b>0</b>	<b>0/0</b>	<b>0</b>

82

WR  
6-4, 209  
So.



Robby Parris  
Olmsted Falls, Ohio

**2007 SEASON:** Had three receptions for 13 yards against UCLA (10/6) ...made a career high seven catches for 93 yards, leading the Irish against Purdue (9/29) ... pulled in one

reception vs. Michigan for seven yards (9/15) ... recorded only one reception, the longest of the day at 35 yards against Penn State (9/8) ... reception against the Nittany Lions was also longest in career ... saw first meaningful snaps of his Notre Dame career in the season opener vs Georgia Tech (9/1) ... recorded three receptions for 30 yards.

**CAREER RECEIVING STATISTICS**

Year	Rec	Yds	Avg	TD
2006	1	7	7.0	0
2007	15	178	11.9	0
<b>Total</b>	<b>16</b>	<b>185</b>	<b>11.6</b>	<b>0</b>

17

P  
6-3, 208  
Sr.



Geoff Price  
Hurst, Texas

**2007 SEASON:** Recorded nine punts for 363 yards against the UCLA Bruins (10/6) ... did not see playing time vs. Purdue ... for the second straight game, registered two punts over 50 yards (Michigan State, 9/22 and Michigan, 9/15) ... now has 20 career punts over 50 yards ... knocked two punts in the 20-yard line vs. the Wolverines ... increased average to 44.8 yards vs Penn State, the second game of the season (9/8) ... recorded a long punt of 57 yards, his longest on the season and 16th career punt of at least 50 yards ... punt was just 5 yards shy of career longest punt of 62 yards recorded in 2006 ... recorded career-highs of nine punts on the day for 403 total yards against the Nittany Lions ... averaged 38.3 yards on seven punts in season opener vs Georgia Tech (9/1).

**CAREER STATISTICS**

Year	G-GS	Punts	Yds	Avg	Long
2003	DNP				
2004	2-0	2	89	44.5	51
2005	DNP				
2006	12-0	50	2272	45.4	62
2007	5-0	38	1557	41.0	57
<b>Total</b>	<b>19-0</b>	<b>90</b>	<b>3918</b>	<b>43.5</b>	<b>62</b>

90

OLB  
6-5, 253  
So.



John Ryan  
Westlake, Ohio

**2007 SEASON:** Recorded one sack for a loss of nine yards against UCLA (10/6) ... had one forced fumble that set up a 34 yard fumble return by teammate Maurice Crum for an Irish touchdown vs the Bruins ... made six solo tack-

les vs. Purdue (9/29) ... recorded two tackles for a loss of 12 yards ... recorded first unassisted sack of the season for a loss of 11 yards against the Boilermakers ... recorded seven tackles (six solo, one assist) against Michigan (9/15) ... made second-career start with the Irish, rounding up four assisted tackles vs Penn State (9/8) ... started for the first time in his Notre Dame career against Georgia Tech (9/1) ... recorded three tackles against the Yellow Jackets.

**CAREER STATISTICS**

Year	G-GS	Solo	Asst	Total	TFL
2006	10-0	2	2	4	1.0-2
2007	6-6	15	7	22	5.0-30
<b>Total</b>	<b>16-6</b>	<b>17</b>	<b>9</b>	<b>26</b>	<b>6.0-32</b>

Year	G-GS	Sck	PBU	FF	FR
2006	10-0	0.0-0	0	0	0
2007	6-6	2.5-20	0	1	0
<b>Total</b>	<b>16-6</b>	<b>2.5-200</b>	<b>1</b>	<b>0</b>	<b>0</b>

**44**

**FB**  
**6-0, 261**  
**Jr.**



**Asaph Schwapp**  
**Hartford, Conn.**

**2007 SEASON:** Had one rush for two yards against UCLA (10/6) ... recorded first catch of the season for five yards against Purdue (9/29) ... started at fullback for the Irish in second game of the season vs Penn State (9/8) ... made a startling block for quarterback Jimmy Clausen, allowing him to scramble for a Notre Dame first down on the first offensive series vs the Nittany Lions ... made first appearance for the Irish against Georgia Tech (9/1) since injuring his knee vs Penn State (9/9/06).

**CAREER RUSHING STATISTICS**

Year	Att	Yds	Avg	TD
2005	27	67	2.5	0
2006	4	15	3.8	0
2007	3	1	1.0	0
<b>Total</b>	<b>34</b>	<b>83</b>	<b>2.4</b>	<b>0</b>

**CAREER RECEIVING STATISTICS**

Year	Rec	Yds	Avg	TD
2005	3	22	7.3	0
2006	0	0	0.0	0
2007	1	5	5.0	0
<b>Total</b>	<b>4</b>	<b>27</b>	<b>6.8</b>	<b>0</b>

**13**

**QB**  
**6-2, 216**  
**Jr.**



**Evan Sharpley**  
**Marshall, Mich.**

**2007 SEASON:** Did not see playing time for the first time this season vs. the Bruins ... came in during the second half for the Irish, connecting on 16-of-26 passes against Purdue (9/29) ... recorded a career high 208 yards passing and two touchdown passes... connected with Tate for a game long 43-yard pass ... committed one interception vs. the Boilermakers ... after entering the game in the fourth quarter, completed 4-of-7 pass attempts for 33 yards against Michigan State (9/22)...completed 2-of-5 passes for 11 yards after entering the game in the fourth quarter vs. Michigan (9/15) ... did not see action as quarterback in the second game of the season vs Penn State (9/8) ... did enter the game as a holder against the Nittany Lions ... entered against Georgia Tech (9/1) with 2:44 remaining in the first half and guided the Irish through the next four possessions ... completed 10-of-13 passes for 92 yards including a long completion of 20 yards to George West.

**CAREER PASSING STATISTICS**

Year	G-GS	C-A-I	Pct	Yds	TD
2005	DNP				
2006	8-0	1-2-0	50.0	7	0
2007	5-0	32-51-2	62.7	344	2
<b>Total</b>	<b>131-0</b>	<b>33-53-2</b>	<b>62.2</b>	<b>351</b>	<b>2</b>

**CAREER RUSHING STATISTICS**

Year	Att	Yds	Avg	TD
2005	DNP			
2006	2	0	0.0	0
2007	16	-67	-4.2	0
<b>Total</b>	<b>18</b>	<b>-67</b>	<b>-4.2</b>	<b>0</b>

**49**

**ILB**  
**6-1, 245**  
**So.**



**Toryan Smith**  
**Rome, Ga.**

**2007 SEASON:** Recorded three tackles ( two solo/ one assist) against UCLA (10/6) ... made one tackle for a loss of two yards vs. the Bruins ... had four tackles (two solo, two assist) against Michigan State (9/22) ... recorded two tackles (one solo, one assist) vs Penn State (9/8) .... split time against Georgia Tech (9/1) with Joe Brockington at ILB ... finished with one assisted tackle.

**CAREER STATISTICS**

Year	G-GS	Solo	Asst	Total	TFL
2006	9-0	6	3	9	0.0-0
2007	6-2	5	5	10	1.0-2
<b>Total</b>	<b>15-2</b>	<b>11</b>	<b>8</b>	<b>19</b>	<b>1.0-2</b>

Year	G-GS	Sck	PBU	FF	FR
2006	9-0	0.0-0	0	0	0
2007	6-2	0.0-0	0	0	0
<b>Total</b>	<b>15-2</b>	<b>0.0-0</b>	<b>0</b>	<b>0</b>	<b>0</b>

**57**

**DE**  
**6-2, 272**  
**Sr.**



**Dwight Stephenson, Jr.**  
**Delray Beach, Fla.**

**2007 SEASON:** Recorded three tackles including two for a loss of two yards against the UCLA Bruins (10/6)...made three solo tackles vs. Purdue (9/29) ... recorded one tackle for a loss of two yards vs. the Boilermakers ... recorded two tackles (one solo, one assist) against Michigan State (9/22) ... had six tackles (five solo/one assist) against Michigan (9/15) ... Picked up first career start at Penn State ... recorded one assisted tackle in second game of the season against Penn State (9/8) ... opened the 2007 campaign as a reserve DE ... split time with Justin Brown vs Georgia Tech (9/1) and recorded three tackles and QB hurry.

**CAREER STATISTICS**

Year	G-GS	Solo	Asst	Total	TFL
2003	DNP				
2004	DNP				
2005	6-0	0	0	0	0.0-0
2006	1-0	0	1	1	0.0-0
2007	6-3	12	6	18	3.0-4
<b>Total</b>	<b>13-3</b>	<b>12</b>	<b>7</b>	<b>19</b>	<b>3.0-4</b>

Year	G-GS	Sck	PBU	FF	FR
2003	DNP				
2004	DNP				
2005	6-0	0.0-0	0	0	0
2006	1-0	0.0-0	0	0	0
2007	6-3	0.0-0	0	0	0
<b>Total</b>	<b>13-3</b>	<b>0.0-0</b>	<b>0</b>	<b>0</b>	<b>0</b>

**78**

**OC**  
**6-4, 303**  
**Sr.**



**John Sullivan**  
**Old Greenwich, Conn.**

**2007 SEASON:** Started in 27th consecutive game with the Irish against UCLA (10/6) ... worked with freshman quarterback Jimmy Clausen in his first career start with Notre


Dame vs the Nittany Lions (9/8) ... began his final season starting at center for the 22nd straight game ... helped break in three Notre Dame quarterbacks against Georgia Tech (9/1).

**CAREER STATISTICS**

Year	G-GS	Time
2003	DNP	
2004	12-12	367:24
2005	12-8	273:30
2006	13-13	324:31
2007	6-6	
<b>Total</b>	<b>43-39</b>	<b>965:25</b>

**23**

**WR**  
**6-0, 190**  
**Fr.**



**Golden Tate**  
**Hendersonville, Tenn.**

**2007 SEASON:** Made first career start (becoming the fourth freshman to start this season) at UCLA (10.6) ... had breakout game vs. Purdue (9/29) ... recorded a team game high 104 yards on three catches ... made long catch of the day off of a pass from Sharpley for 43 yards ... caught 25-yard pass from Sharpley for an Irish touchdown ... recorded one kick off for 14 yards against the Boilermakers ... recorded three kickoff returns for 62 yards against Michigan State (9/22)... had five kick-off returns for the Irish, bringing in 133 yards vs. Michigan (9/15) ... recorded long return of 40 yards, a career high ... recorded four rushing yards against the Wolverines ... brought back a kick off 34 yards vs. Penn State (9/8) ... recorded one kick-off return for 20 yards against Georgia Tech (9/1).

**RUSHING STATISTICS**

Year	Att	Yds	Avg	TD
2007	1	4	4.0	0

**RECEIVING STATISTICS**

Year	Rec	Yds	Avg	TD
2007	4	104	26.0	1

**KICKOFF RETURN STATISTICS**

Year	No	Yds	Avg	Lg
2007	11	263	23.9	40

**26**

**HB**  
**6-0, 216**  
**Sr.**



**Travis Thomas**  
**Washington, Pa.**

**2007 SEASON:** Recorded his first touchdown of the season against Michigan State (9/22) ... touchdown put Irish ahead of the Spartans 7-0

in first quarter ...was first offensive touchdown for the Irish in the 2007 campaign ... recorded team high rush of 13 yards for the Irish against Michigan (9/15) ... led the Irish against Penn State with 12 yards on six carries ... started in the offensive backfield for just the third time in his career against Georgia Tech (9/1) ... received more carries than any running back, logging seven rushes for minus seven yards.

**CAREER RUSHING STATISTICS**

Year	Att	Yds	Avg	TD
2003	DNP			
2004	25	25	1.0	0
2005	63	248	3.9	5
2006	13	78	6.0	2
2007	18	20	1.1	1
<b>Total</b>	<b>118</b>	<b>371</b>	<b>3.1</b>	<b>8</b>

**CAREER RECEIVING STATISTICS**

Year	Rec	Yds	Avg	TD
2003	DNP			
2004	3	30	10.0	0
2005	2	9	4.5	0
2006	0	0	0.0	0
2007	0	0	0.0	0
<b>Total</b>	<b>5</b>	<b>39</b>	<b>7.8</b>	<b>0</b>

**77**

**OG**  
**6-6, 301**  
**Jr.**



**Michael Turkovich**  
**Bedford, Pa.**

**2007 SEASON:** Started sixth consecutive career game against UCLA (10/6) ... started for the first time in his Notre Dame career when he opened at left guard against Georgia Tech (9/1) ... saw first meaningful snaps on the offensive line in his career at Notre Dame against the Yellow Jackets.

**CAREER STATISTICS**

Year	G-GS	Time
2005	7-0	23:45
2006	9-0	23:03
2007	6-6	
<b>Total</b>	<b>21-5</b>	<b>46:48</b>

**54**

**OLB**  
**6-3, 234**  
**Sr.**



**Anthony Vernaglia**  
**Anaheim Hills, Calif.**

**2007 SEASON:** Recorded four tackles (one solo/ three assist) against UCLA (10/6) ... did not see playing time vs. Purdue ... recorded two tackles (one solo, one assist) against Michigan State

(9/22) ... had one assist tackle against Michigan (9/15) ... recorded three tackles (one solo, two assist) against Penn State (9/8) ... started at OLB in the new 3-4 defensive scheme implemented this year by the Irish ... tallied three tackles on the day.

**CAREER STATISTICS**

Year	G-GS	Solo	Asst	Total	TFL
2004	DNP				
2005	5-0	2	2	4	0.0-0
2006	8-0	1	0	1	0.0-0
2007	5-3	5	8	13	0.0-0
<b>Total</b>	<b>18-3</b>	<b>8</b>	<b>10</b>	<b>18</b>	<b>0.0-0</b>

Year	G-GS	Sck	PBU	FF	FR
2004	DNP				
2005	5-0	0.0-0	0	0	0
2006	8-0	0.0-0	0	0	0
2007	5-3	0.0-0	0	0	0
<b>Total</b>	<b>18-3</b>	<b>0.0-0</b>	<b>0</b>	<b>0</b>	<b>0</b>

**2**

**DB**  
**6-0, 180**  
**So.**



**Darrin Walls**  
**Pittsburgh, Pa.**

**2007 SEASON:** Made three tackles (two solo/one assist) against Purdue (9/29) ... recorded two tackles (one solo, one assist) for the Irish at Michigan (9/15) ... lifted the Notre Dame sidelines after returning an interception 73 yards for a touchdown at Penn State (9/8) ... touchdown was first of the season for Notre Dame ... in fourth-career recorded two solo tackles at cornerback vs the Nittany Lions ... started for the third time in his career when he opened the season as the starting left cornerback ... recorded two solo tackles while helping to limit Georgia Tech to 45.8 percent pass completion percentage.

**CAREER STATISTICS**

Year	G-GS	Solo	Asst	Total	TFL
2006	8-2	4	0	4	0.0-0
2007	6-5	9	2	11	0.0-0
<b>Total</b>	<b>14-7</b>	<b>13</b>	<b>2</b>	<b>15</b>	<b>0.0-0</b>

Year	G-GS	Sck	PBU	FF/FR	INT
2006	8-2	0.0-0	1	0/0	0
2007	6-5	0.0-0	2	0/0	1
<b>Total</b>	<b>14-7</b>	<b>0.0-0</b>	<b>3</b>	<b>0/0</b>	<b>1</b>

14

PK  
6-3, 197  
Fr.



Brandon Walker  
Findlay, Ohio

**2007 SEASON:** Kicked an Irish career long field goal of 48 yards in the third quarter against UCLA (10/6) ... missed two PATs against Purdue (9/29) ... 35-yard field-goal attempt was blocked by the Boilermakers ... connected on only field goal attempt (22 yards) vs Penn State (9/8), keeping his record on the season perfect (2-2) ... also connected on first PAT of the season (1-1) ... one of nine freshmen to pick up their first career action for the Irish in the season opening loss against Georgia Tech ... connected on his only field goal attempt of the afternoon (24 yards) ... first left-footed field goal kicker for Notre Dame since Harry Oliver in 1981.

**CAREER KICKING STATISTICS**

Year	PAT	Pct.	FG-FGA	Pct.	Long
2007	5-7	71.0	4-5	80.0	48

51

OG  
6-4, 287  
So.



Dan Wenger  
Coral Springs, Fla.

**2007 SEASON:** Did not see playing time against Purdue (9/29) ... missed Michigan State game due to injury ... made third career start at Michigan (9/15) ... made second appearance for the Irish in his career, starting at right guard against Penn State (9/8) ... played for the first time in his Notre Dame career when he started at right guard against Georgia Tech (9/1) ... lined up next to his high school teammate, Sam Young.

**CAREER STATISTICS**

Year	G-GS	Time
2006	DNP	
2007	3-3	
<b>Total</b>	<b>3-3</b>	<b>0:00</b>

19

WR  
5-10, 197  
So.



George West, Jr.  
Spencer, Okla.

**2007 SEASON:** Made four receptions for 37 yards vs. Purdue (9/29) ... led Irish with 25 receiving yards on three catches against Michigan State (9/22) ... recorded two receptions for a team high 23 yards against Michigan (9/15) ... was third for Notre Dame in receiving, catching two passes for nine yards against Penn State (9/8) ... made second career start for the Irish against the Nittany Lions ... started his first game for the Irish against Georgia Tech (9/1) ... tied for second on the team with 29 yards receiving on two catches including a long reception of 20 yards.

**CAREER RUSHING STATISTICS**

Year	Att	Yds	Avg	TD
2006	1	11	11.0	1
2007	0	0	0	0
<b>Total</b>	<b>1</b>	<b>11</b>	<b>11.0</b>	<b>1</b>

**CAREER RECEIVING STATISTICS**

Year	Rec	Yds	Avg	TD
2006	2	14	7.0	0
2007	13	123	9.5	0
<b>Total</b>	<b>15</b>	<b>137</b>	<b>9.1</b>	<b>0</b>

**CAREER KICK RETURN STATISTICS**

Year	Ret	Yds	Avg	TD	Long
2006	12	251	26.0	0	33
2007	0	0	0.0	0	0
<b>Total</b>	<b>12</b>	<b>251</b>	<b>26.0</b>	<b>0</b>	<b>33</b>

**CAREER PUNT RETURN STATISTICS**

Year	Ret	Yds	Avg	TD	Long
2006	4	20	5.0	0	10
2007	0	0	0.0	0	0
<b>Total</b>	<b>4</b>	<b>20</b>	<b>5.0</b>	<b>0</b>	<b>10</b>

22

DB  
5-11, 196  
Sr.



Ambrose Wooden  
Baltimore, Md.

**2007 SEASON:** Recorded six tackles( three solo/ three assist) against UCLA (10/6)...made three solo tackles against Purdue (9/29) ... recorded two solo tackles against Michigan State (9/22) ... assisted on one tackle against Michigan (9/15) ... recorded two tackles (one solo, one assist) vs Penn State (9/8) ... Notre Dame's primary nickel back saw the field against Georgia Tech (9/1) primarily in passing situations.

**CAREER STATISTICS**

Year	G-GS	Solo	Asst	Total	TFL
2003	DNP				
2004	9-0	2	3	5	0.0-0
2005	12-12	61	13	74	0.0-0
2006	9-3	17	4	21	0.0-0
2007	6-2	9	5	14	0.0-0
<b>Total</b>	<b>36-17</b>	<b>86</b>	<b>25</b>	<b>111</b>	<b>0.0-0</b>

**CAREER STATISTICS**

Year	G-GS	Sck	Pbu	FF/FR	INT
2003	DNP				
2004	9-0	0.0-0	0	0/0	0
2005	12-12	0.0-0	7	0/1	2
2006	9-3	0.0-0	2	1/0	0
2007	6-2	0.0-0	0	0/0	0
<b>Total</b>	<b>36-17</b>	<b>0.0-0</b>	<b>9</b>	<b>1/1</b>	<b>2</b>

84

TE  
6-6, 264  
So.



Will Yeatman  
San Diego, Calif.

**2007 SEASON:** Started first career game at UCLA (10/6) ... caught second-career pass when quarterback Jimmy Clausen connected with him for a six yard gain vs Penn State (9/8) ... recorded his first reception while at Notre Dame on a 10-yard pass from Jimmy Clausen in the fourth quarter against Georgia Tech (9/1).

**CAREER STATISTICS**

Year	Rec	Yds	Avg	TD
2006	0	0	0.0	0
2007	2	16	8.0	0
<b>Total</b>	<b>2</b>	<b>16</b>	<b>8.0</b>	<b>0</b>

74

OT  
6-8, 310  
So.



Sam Young  
Coral Springs, Fla.

**2007 SEASON:** Continues to be a force on the Irish offensive line ... lined up in his 19th consecutive start as right tackle for the Irish vs. UCLA (10/6) ... started his 14th straight game at Notre Dame when he opened the season against Georgia Tech (9/1) at right tackle.

**CAREER STATISTICS**

Year	G-GS	Time
2006	13-13	292:17
2007	6-6	
<b>Total</b>	<b>19-19</b>	<b>292:17</b>



9

DS  
6-0, 207  
Sr.



**Tom Zbikowski**  
Arlington Heights, Ill.

**2007 SEASON:** Recorded six tackles (three solo, three assist) including a sack against UCLA (10/6) ... while sacking the Bruins, he forced a fumble that put the Irish on the one-yard line, setting up a Notre Dame field goal ... made season high seven solo tackles for the Irish against Purdue (9/29) ... made first interception on the season ... had one punt return for six yards vs. the Boilermakers ... recorded five tackles (two solo, three assist) vs. Michigan State (9/22) ... recorded three punt returns for a total of 26 yards vs. Michigan (9/15) ... made eight tackles (five solo/three assist) on defense vs. the Wolverines... turned heads with his 47-yard punt return in the third quarter vs. Penn State (9/8) ... return landed Notre Dame on the Penn State seven-yard line setting up first and goal for the Irish offense ... series resulted in a field goal for the Irish ... starting at strong safety, he had two forced fumbles vs the Nittany Lions ... recorded six tackles on the day (four solo, two assist) against Penn State ... started the season opener for the fourth straight season when he opened at strong safety against Georgia Tech (9/1) ... totaled four tackles against the Yellow Jackets and only had one opportunity to return a punt.

**CAREER STATISTICS**

Year	G-GS	Solo	Asst	Total	TFL
2003	DNP				
2004	12-12	37	33	70	2.5-5
2005	12-12	42	29	71	1.0-10
2006	12-12	44	35	79	1.0-1
2007	6-6	22	13	35	1.0-9
<b>Total</b>	<b>42-42</b>	<b>143</b>	<b>107</b>	<b>250</b>	<b>5.5-25</b>

Year	G-GS	Sck	PBU	FF/FR	INT
2003	DNP				
2004	12-12	0.0-0	2	2/1	1
2005	12-12	1.0-10	9	1/0	5
2006	12-12	0.0-0	2	1/1	0
2007	6-6	1.0-9	0	2/0	1
<b>Total</b>	<b>41-41</b>	<b>2.0-10</b>	<b>13</b>	<b>6/2</b>	<b>7</b>

**CAREER PUNT RETURN STATISTICS**

Year	Ret	Yds	Avg	TD	Long
2005	27	379	14.0	2	78
2006	16	144	9.0	1	52
2007	8	79	9.9	0	47
<b>Total</b>	<b>51</b>	<b>602</b>	<b>11.8</b>	<b>3</b>	<b>78</b>

NUMERICAL ROSTER			ALPHABETICAL ROSTER						
No.	Name	Pos	No.	Name	Pos	Ht	Wt	Cl	Hometown/Previous School
1	Hord, D.J.	WR	34	Aldridge, James	HB	6-0	222	So.	Crown Point, IN/Merrillville
2	Walls, Darrin*	DC	5	Allen, Armando	HB	5-10	190	Fr.	Opa Locka, FL/Hialeah-Miami Lakes
4	Gray, Gary	DC	45	Anello, Mike+	DC	5-10	170	Jr.	Orland Park, IL/Carl Sandburg
5	Allen, Armando	HB	67	Bemenderfer, Thomas	OC	6-5	285	Jr.	Mishawaka, IN/Penn
6	Herring, Ray**	DS	12	Bragg, Darrin	QB	6-1	188	Sr.	San Jose, CA/Bellarmino Prep
7	Clausen, Jimmy	QB	52	Brockington, Joe***	ILB	6-2	240	Sr.	Palmyra, PA/Palmyra
8	McNeil, Raeshon*	DC	39	Brooks, Kevin+	TE	6-2	241	So.	Thousand Oaks, CA/Crespi Carmelite
9	Zbikowski, Tom***	DS	94	Brown, Justin**	DE	6-3	261	Sr.	Clinton, MD/Bishop McNamara
11	Grimes, David**	WR	31	Brown, Sergio*	DS	6-2	196	So.	Maywood, IL/Proviso East
12	Bragg, Darrin	QB	27	Bruton, David**	DS	6-2	207	Jr.	Miamisburg, OH/Miamisburg
13	Sharpley, Evan	QB	39	Burkhart, Ryan	K	5-11	196	So.	Wakarusa, IN/Northwood
14	Walker, Brandon	K/P	89	Carlson, John***	TE	6-6	255	Sr.	Litchfield, MN/Litchfield
15	Ferrine, Leo**	DC	73	Carufel, Matt	OG	6-5	295	So.	Forest Lake, MN/Cretin Derham
16	Gillett, Justin+	QB	7	Clausen, Jimmy	QB	6-3	207	Fr.	Westlake Village, CA/Oaks Christian
17	Price, Geoff*	P	40	Crum, Maurice**	ILB	6-0	230	Sr.	Tampa, FL/Tampa Bay Tech
18	Kamara, Duval	WR	75	Dever, Taylor	OT	6-5	289	Fr.	Grass Valley, CA/Nevada Union
19	West, George*	WR	72	Duncan, Paul*	OT	6-7	308	Jr.	Dallas, GA/East Paulding
20	Lambert, Terrail**	DC	24	Erickson, Brandon+	WR	6-0	185	Sr.	Marlboro, NJ/Marlboro
21	Gallup Jr., Barry	WR	15	Ferrine, Leo**	DC	6-0	189	Sr.	Springfield, NJ/Saint Peter's
22	Wooden, Ambrose**	DC	29	Gaines, Jashaad	DS	6-0	203	So.	Las Vegas, NV/Las Vegas
23	Williams, William David	DC	21	Gallup Jr., Barry	WR	5-11	185	So.	Wellesley, MA/Belmont Hill
23	Tate, Golden	WR	16	Gillett, Justin+	QB	5-11	180	Sr.	Goleta, CA/San Marcos High
24	Gordon, Leonard	DS/DC	24	Gordon, Leonard	DS/DC	5-11	194	So.	Clarksville, TN/Fort Campbell
24	Erickson, Brandon+	WR	4	Gray, Gary	DC	5-11	180	Fr.	Columbia, SC/Richland Northeast
25	Prince, Munir	DC	11	Grimes, David**	WR	5-10	177	Jr.	Detroit, MI/Saint Martin De Porres
26	Thomas, Travis***	HB	92	Hand, Derrell*	DL	6-3	287	Jr.	Philadelphia, PA/West Catholic
27	Bruton, David**	DS	6	Herring, Ray**	DS	5-10	197	Jr.	Melbourne, FL/Holy Trinity Episcopal
28	McCarthy, Kyle*	DS	1	Hord, D.J.	WR	6-1	196	Jr.	Lee's Summit, MO/Rockhurst
29	Gaines, Jashaad	DS	33	Hughes, Robert	HB	5-11	238	Fr.	Chicago, IL/Hubbard
29	Richardville, Jake+	WR	38	Iams, Wade	DC	5-9	183	Sr.	Mishawaka, IN/Penn
30	Smith, Harrison	DS	37	Jabbie, Junior	HB	5-11	205	Sr.	Parlin, NJ/The Hun School Of Princeton
31	Brown, Sergio*	DS	80	Jackson, Richard*	WR	6-3	204	So.	Minneola, FL/East Ridge
32	Schmidt, Luke	FB	61	Jansen, J.J. **	LS	6-3	242	Sr.	Phoenix, AZ/Brophy
33	Hughes, Robert	HB	18	Kamara, Duval	WR	6-5	222	Fr.	Hoboken, NJ/Hoboken
34	Aldridge, James	HB	69	Kennedy, Neil+	NT	5-11	266	Sr.	Phoenix, AZ/Brophy
35	Whitaker, Nate+	K	96	Kuntz, Pat*	NT	6-3	285	Jr.	Indianapolis, IN/Roncalli
35	Smith, Kevin+	ILB	20	Lambert, Terrail**	DC	5-11	191	Jr.	Bakersfield, CA/Saint Bonaventure
37	Jabbie, Junior	HB	98	Laws, Trevor***	DE	6-1	296	Sr.	Burnsville, MN/Apple Valley
38	Iams, Wade	DC	43	Leonis, John+	DB	5-9	169	Jr.	Medford, OR/Saint Mary's
38	Possley, Nick+	WR	43	Maust, Eric+	P	6-2	177	So.	Atlanta, GA/Blessed Trinity
39	Burkhart, Ryan	K	28	McCarthy, Kyle*	DS	6-1	207	Jr.	Youngstown, OH/Cardinal Mooney
39	Brooks, Kevin+	TE	8	McNeil, Raeshon*	DC	6-0	187	So.	Cooleemee, NC/Davie
40	Crum, Maurice**	ILB	93	Mullen, Paddy	DE	6-3	290	So.	St. Louis, MO/De Smet Jesuit
41	Rodriguez, Nikolas+	HB							
41	Smith, Scott	ILB							
42	Washington, Kevin	OLB							
43	Maust, Eric+	P							
43	Leonis, John+	DB							
44	Schwapp, Asaph*	FB							
45	Patterson, Kristopher+	WR							
45	Anello, Mike+	DC							

PRONUNCIATION GUIDE	
Bruton, David – BREW-ten	Richardson, Morrice – mo-REESE
Carufel, Matt – care-YOU-fell	Romine, Matt – ro-MINE
Dever, Taylor – dev-er (rhymes with never)	Schwapp, Asaph – shwopp, A-saff
Ferrine, Leo – Fuh-REEN	Talerico, Mike – tal-ruh-co
Hand, Derrell – duh-RELL	Tisak, Jeff – TEE-sack
Kamara, Duval – kuh-MARE-uh, doo-VALL	Turkovich, Michael – turk-uh-vitch
Kuntz, Pat – Koontz	Vernaglia, Anthony – ver-NAG-lee-uh
Nwankwo, Emeka – nuh-WONK-wo, uh-MEK-uh	Yeatman, Will – YATE-men
Prince, Munir – MOON-year	Zbikowski, Tom – zib-uh-COW-ski

**ALPHABETICAL ROSTER (cont.)**

No.	Name	Pos	Ht	Wt	Cl	Hometown/Previous School
47	Nagel, Aaron	ILB	6-1	229	Fr.	Lemont, IL/Lemont
47	Narvaez, Mike+	FB	5-11	231	So.	Ridgewood, NJ/Ridgewood
56	Neal, Kerry	OLB	6-2	245	Fr.	Bunn, NC/Bunn
76	Nuss, Andrew	DE	6-5	292	Fr.	Ashburn, VA/Stone Bridge
91	Nwankwo, Emeka	DE	6-4	283	Fr.	Miramar, FL/Chaminade-Madonna Prep
55	Olsen, Eric	OG	6-5	303	So.	Staten Island, NY/Poly Prep Ctry.
82	Parris, Robby	WR	6-4	209	So.	Olmsted Falls, OH/Saint Ignatius
50	Paskorz, Steve	ILB	6-2	235	Fr.	Allison Park, PA/Hampton
45	Patterson, Kristopher+	WR	5-11	185	Jr.	Seattle, WA/O' Dea
38	Possley, Nick+	WR	6-0	208	Sr.	Wheaton, IL/Wheaton-Warrenville
17	Price, Geoff*	P	6-3	208	Sr.	Plano, TX/Colleyville Heritage
25	Prince, Munir	DC	5-10	184	So.	Florissant, MO/De Smet Jesuit
48	Quinn, Steve**	ILB	6-2	231	Jr.	Cherry Hill, NJ/Saint Joseph's Prep
83	Ragone, Mike	TE	6-5	230	Fr.	Cherry Hill, NJ/Camden Catholic
53	Richardson, Morrice	OLB	6-2	244	So.	College Park, GA/Westlake
29	Richardville, Jake+	WR	6-1	180	Jr.	Fort Wayne, IN/Bishop Dwenger
41	Rodriguez, Nikolas+	HB	5-11	205	Jr.	San Antonio, TX/Cornerstone Christian
70	Romine, Matt	OT	6-5	279	Fr.	Tulsa, OK/Union
90	Ryan, John*	OLB	6-5	253	So.	Westlake, OH/Saint Ignatius
32	Schmidt, Luke	FB	6-3	248	So.	Jasper, IN/Jasper
44	Schwapp, Asaph*	FB	6-0	261	Jr.	Hartford, CT/Weaver
13	Sharpley, Evan	QB	6-2	216	Jr.	Marshall, MI/Marshall
58	Smith, Brian	OLB	6-3	233	Fr.	Overland Park, KS/Saint Thomas Aquinas
30	Smith, Harrison	DS	6-2	205	Fr.	Knoxville, TN/Knoxville Catholic
35	Smith, Kevin+	ILB	5-8	200	Jr.	Gainesville, FL/F.W. Buchholz
41	Smith, Scott	ILB	6-4	235	Jr.	Highland Park, IL/Highland Park
49	Smith, Toryan*	ILB	6-1	245	So.	Rome, GA/Rome
57	Stephenson, Dwight	DE	6-2	272	Sr.	Delray Beach, FL/Pope John Paul II
59	Stewart, Chris	OG	6-5	339	So.	Spring, TX/Klein
78	Sullivan, John***	OC	6-4	303	Sr.	Old Greenwich, CT/Greenwich
86	Talerico, Michael*	TE	6-5	250	So.	Chesterfield, MO/Saint Louis University High
23	Tate, Golden	WR	5-11	188	Fr.	Hendersonville, TN/Pope John Paul II
26	Thomas, Travis***	HB	6-0	216	Sr.	Washington, PA/Washington
63	Tisak, Jeff+	OT	6-5	306	Jr.	Duluth, MN/Duluth East
77	Turkovich, Mike	OG/OT	6-6	301	Jr.	Bedford, PA/Valley Forge Military College
85	Vos, Sam+	WR	5-10	199	So.	Burlington, WI/Catholic Central
54	Vernaglia, Anthony	OLB	6-3	234	Sr.	Anaheim Hills, CA/Lutheran
97	Wade, Kallen	DE	6-5	257	So.	Cincinnati, OH/Withrow
14	Walker, Brandon	K/P	6-3	197	Fr.	Findlay, OH/Findlay
2	Walls, Darrin*	DC	6-0	180	So.	Pittsburgh, PA/Woodland Hills
42	Washington, Kevin	OLB	6-1	241	Jr.	Sugar Land, TX/Stephen F. Austin
71	Webb, Bartley	OT	6-6	305	So.	Springdale, AR/Springdale
51	Wenger, Dan	OG/OC	6-4	287	So.	Coral Springs, FL/Saint Thomas Aquinas
19	West, George*	WR	5-10	197	So.	Spencer, OK/Northeast
35	Whitaker, Nate+	K	5-9	170	So.	San Diego, CA/Saint Augustine
95	Williams, Ian	NT	6-2	300	Fr.	Altamonte Springs, FL/Lyman
23	Williams, William David	DC	5-9	173	Sr.	Raleigh, NC/Millbrook
22	Wooden, Ambrose**	DC	5-11	196	Sr.	Baltimore, MD/Gilman School
84	Yeatman, Will*	TE	6-6	264	So.	San Diego, CA/Rancho Bernardo
74	Young, Sam*	OT	6-8	310	So.	Coral Springs, FL/Saint Thomas Aquinas
9	Zbikowski, Tom***	DS	6-0	207	Sr.	Arlington Heights, IL/Bufalo Grove

\* indicates number of monograms won; + indicates non-scholarship (walk-on) player

**NUMERICAL ROSTER (cont.)**

No.	Name	Pos
47	Narvaez, Mike+	FB
47	Nagel, Aaron	ILB
48	Quinn, Steve**	ILB
49	Smith, Toryan*	ILB
50	Paskorz, Steve	ILB
51	Wenger, Dan	OG/OC
52	Brockington, Joe***	ILB
53	Richardson, Morrice	OLB
54	Vernaglia, Anthony	OLB
55	Olsen, Eric	OG
56	Neal, Kerry	OLB
57	Stephenson, Dwight	DE
58	Smith, Brian	OLB
59	Stewart, Chris	OG
61	Jansen, J.J. **	LS
63	Tisak, Jeff+	OT
67	Bemenderfer, Thomas	OC
69	Kennedy, Neil+	NT
70	Romine, Matt	OT
71	Webb, Bartley	OT
72	Duncan, Paul*	OT
73	Carufel, Matt	OG
74	Young, Sam*	OT
75	Dever, Taylor	OT
76	Nuss, Andrew	DE
77	Turkovich, Mike	OG/OT
78	Sullivan, John***	OC
80	Jackson, Richard*	WR
82	Parris, Robby	WR
83	Ragone, Mike	TE
84	Yeatman, Will*	TE
85	Vos, Sam+	WR
86	Talerico, Michael*	TE
89	Carlson, John***	TE
90	Ryan, John*	OLB
91	Nwankwo, Emeka	DE
92	Hand, Derrell	DL
93	Mullen, Paddy	DE
94	Brown, Justin**	DE
95	Williams, Ian	NT
96	Kuntz, Pat*	NT
97	Wade, Kallen	DE
98	Laws, Trevor***	DE

**2007 Notre Dame  
Depth Chart**

**Notre Dame Offense**

X	19	George West	5-10	197	So.
	18	Duval Kamara	6-5	222	Fr.
	1	D.J. Hord	6-1	196	Jr.
LT	74	SAM YOUNG	6-8	310	So.
	75	Taylor Dever	6-5	289	Fr.
LG	77	Mike Turkovich	6-6	301	Jr.
	67	Thomas Bemenderfer	6-5	285	Jr.
C	78	JOHN SULLIVAN	6-4	303	Sr.
	51	Dan Wenger	6-4	287	So.
RG	73	Matt Carufel	6-5	295	So.
	55	Eric Olsen	6-5	303	So.
RT	72	Paul Duncan	6-7	308	Jr.
	59	Chris Stewart	6-5	339	So.
TE	89	JOHN CARLSON	6-6	255	Sr.
	84	Will Yeatman	6-6	264	So.
	83	Mike Ragone	6-5	230	Fr.
Z	11	David Grimes	5-10	177	Jr.
	82	Robby Parris	6-4	209	So.
	21	Barry Gallup Jr.	5-11	185	So.
	23	Golden Tate	5-11	188	Fr.
QB	7	Jimmy Clausen	6-3	207	Fr.
	13	Evan Sharpley	6-2	216	Jr.
FB	44	Asaph Schwapp	6-0	261	Jr.
	32	Luke Schmidt	6-3	248	So.
HB	34	James Aldridge	6-0	222	So.
	26	Travis Thomas	6-0	216	Sr.
	or 5	Armando Allen	5-10	190	Fr.
	or 37	Junior Jabbie	5-11	205	Sr.
	or 33	Robert Hughes	5-11	238	Fr.

**Notre Dame Special Teams**

PK	14	Brandon Walker	6-3	197	Fr.
	35	Nate Whitaker	5-9	170	So.
P	17	GEOFF PRICE	6-3	208	Sr.
	43	Eric Maust	6-2	177	So.
KO	35	Nate Whitaker	5-9	170	So.
	14	Brandon Walker	6-3	197	Fr.
HLD	17	Geoff Price	6-3	208	Sr.
	13	Evan Sharpley	6-2	216	Jr.

**Notre Dame Defense**

LDE	98	TREVOR LAWS	6-1	296	Sr.
	92	Derrell Hand	6-3	287	Jr.
	or 93	Paddy Mullen	6-3	290	So.
NT	96	Pat Kuntz	6-3	285	Jr.
	95	Ian Williams	6-2	300	Fr.
RDE	57	Dwight Stephenson Jr.	6-2	272	Sr.
	94	Justin Brown	6-3	261	Sr.
OLB	90	John Ryan	6-5	253	So.
	54	Anthony Vernaglia	6-3	234	Sr.
ILB	40	MAURICE CRUM JR.	6-0	230	Sr.
	41	Scott Smith	6-4	235	Jr.
	or 48	Steve Quinn	6-2	231	Jr.
ILB	52	JOE BROCKINGTON	6-2	240	Sr.
	or 49	Toryan Smith	6-1	245	So.
OLB	56	Kerry Neal	6-2	245	Fr.
	58	Brian Smith	6-3	233	Fr.
	or 53	Morrice Richardson	6-2	244	So.
LCB	2	Darrin Walls	6-0	180	So.
	22	**Ambrose Wooden	5-11	196	Sr.
	15	Leo Ferrine	6-0	189	Sr.
FS	27	David Bruton	6-2	207	Jr.
	28	Kyle McCarthy	6-1	207	Jr.
	29	Jashaad Gaines	6-0	203	So.
	30	Harrison Smith	6-2	205	Fr.
SS	9	TOM ZBIKOWSKI	6-0	207	Sr.
	31	Sergio Brown	6-1	196	So.
	6	Ray Herring	5-10	197	Jr.
	24	Leonard Gordon	5-11	194	So.
RCB	20	TERRAIL LAMBERT	5-11	191	Sr.
	8	Raeshon McNeil	6-0	187	So.
	25	Munir Prince	5-10	184	So.

**Notre Dame Special Teams**

SNP	61	J.J. JANSEN	6-3	242	Sr.
	39	Kevin Brooks	6-2	241	Jr.
PR	9	TOM ZBIKOWSKI	6-0	207	Sr.
	11	David Grimes	5-10	177	Jr.
	19	George West	5-10	197	So.
	5	Armando Allen	5-10	190	Fr.
KR	23	Golden Tate	5-11	188	Fr.
	5	Armando Allen	5-10	190	Fr.
	37	Junior Jabbie	5-11	205	Sr.
	19	George West	5-10	197	So.

ALL CAPS - returning starter from 2006 (min. six regular season starts)  
 \*\* - indicates was a starter in 2005

**Game #1 • Sept. 1, 2007**  
**Georgia Tech 33, Notre Dame 3**  
**Notre Dame, Ind. • Notre Dame Stadium (80,795)**

(AP) -- Tashard Choice helped Georgia Tech fans forget about the loss of Calvin Johnson.

Choice rushed for a career-high 196 yards and two touchdowns and the Georgia Tech defense had little trouble with Notre Dame's new passers, forcing two fumbles by Demetrius Jones, sacking Evan Sharpley seven times and keeping Jimmy Clausen from doing any damage in a 33-3 victory Saturday.

"I did not see this coming," Georgia Tech coach Chan Gailey said. "I thought we would play pretty well defensively. I did not know we would run the ball as well as we ran it today."

Notre Dame coach Charlie Weis didn't see it coming either. He said one of the biggest problems was the Irish weren't ready for the speed of the game, and blamed himself for not having the team prepared.

"Who else are you going to blame but yourself? I'm the head coach," he said. "It's my responsibility."

It was just the 15th season-opening loss in Notre Dame history and the most lopsided, surpassing the 31-10 loss to Pittsburgh to start the 1976 season. It's also the first time the Irish failed to score a touchdown in a season opener since a 20-12 loss at Michigan in 1985.

The three points are the fewest points scored by the Irish under third-year coach Charlie Weis. The previous low was in a 14-10 win in the season-opener against Georgia Tech last season.

Weis said after the game he couldn't remember the last time an offense he coached had failed to score a touchdown.

"We've had some rough games in the past, but it's been a while," he said.

Weis kept his choice of starting quarterback secret until game time, hoping that preparing for three quarterbacks would make it tough on Georgia Tech's defense. It didn't work. In fact, it almost looked as if Georgia Tech knew what was coming.

Gailey said the Yellow Jackets focused on stopping the run.

"We're going to blitz you. We don't care who you are," he said. "We thought the challenge was to stop the running game to see if they could throw the ball well enough to beat us."

Choice, the leading rusher in the Atlantic Coast Conference last season with 1,473 yards, rushed for more than 100 yards for an eighth straight game, breaking

the school record set by Eddie Lee Ivery in 1978. He scored on a 22-yard run on a direct snap and set up his other 7-yard TD -- also on a direct snap -- with a 45-yard run.

"We just wanted to make a statement and come here to Notre Dame and let everybody know that Georgia Tech is going to be a team to reckon with this year," Choice said.

The only disappointment for Georgia Tech (1-0) was it was forced to settle for four field goals by Travis Bell, who had another one blocked. Jonathan Dwyer added a 7-yard TD run in the fourth quarter.

Taylor Bennett played solidly, completing 11-of-23 passes for 121 yards.

"He did some really good things, and he missed some throws that I had seen him make 50 times in practice," Gailey said. "The great thing is, he didn't have to go play great today. He could play good and we could still win."

Georgia Tech had 386 yards total offense and held the Irish to 122 yards -- the fewest yards for Notre Dame since it had 109 yards in a 44-13 loss at USC in 2002. Jones, Sharpley and Clausen were a combined 15-for-22 for 122 yards. Clausen, the celebrated freshman, was 4-for-6 for 34 yards.

Notre Dame tried to come out and play smash-mouth football -- a stark departure from the aerial attack it used the past two seasons behind Brady Quinn.

"We were going in there determined to try to run the ball, make sure we didn't have negative plays, to make sure we played close to the vest early and got used to the speed of the game with the number of people that were relatively inexperienced," Weis said. "And when it all played out, all of a sudden a couple of bad things could happen, you turn the ball over a couple of times, and they make a couple of big plays."

The Georgia Tech offense repeatedly took advantage of good field position. The only long scoring drive for the Yellow Jackets was a 13-play, 63-yard drive in the third quarter that started on their own 16 and ended in a 39-yard field goal.

Weis said he's not sure who the starter will be next week against Penn State, but said he will announce his decision by Tuesday.

"I have to wait to see how many of those errors are quarterback related and how many of them are protection related, how many of them are route related," he said. "There's a whole litany of problems right there that we have to fix."

Score by Quarters	1	2	3	4	Score
Georgia Tech	6	10	3	14	-- 33
Notre Dame	0	0	3	0	-- 3

**First Quarter**

11:15 GT T. Bell 32 yd field goal, 5-18 2:14, GT 3 - ND 0  
 06:47 GT T. Bell 29 yd field goal, 7-36 2:52, GT 6 - ND 0

**Second Quarter**

09:44 GT T. Bell 40 yd field goal, 6-21 2:45, GT 9 - ND 0  
 02:44 GT T. Choice 22 yd run (T. Bell kick), 7-53 2:46, GT 16 - ND 0

**Third Quarter**

10:22 GT T. Bell 39 yd field goal, 13-63 4:38, GT 19 - ND 0  
 04:38 ND WALKER, Brandon 24 yd field goal, 12-58 5:44, GT 19 - ND 3

**Fourth Quarter**

13:06 GT T. Choice 7 yd run (T. Bell kick), 8-70 3:00, GT 26 - ND 3  
 08:52 GT J. Dwyer 7 yd run (T. Bell kick), 3-17 1:04, GT 33 - ND 3

	GT	ND
FIRST DOWNS	20	13
RUSHES-YARDS (NET)	43-259	41--8
PASSING YDS (NET)	121	130
Passes Att-Comp-Int	24-11-0	22-15-0
TOTAL OFFENSE PLAYS-YARDS	67-380	63-122
Fumble Returns-Yards	1-16	0-0
Punt Returns-Yards	3-17	1--1
Kickoff Returns-Yards	2-35	8-112
Interception Returns-Yards	0-0	0-0
Punts (Number-Avg)	3-48.0	7-38.3
Fumbles-Lost	0-0	3-3
Penalties-Yards	6-53	3-25
Possession Time	29:40	30:20
Third-Down Conversions	4 of 13	5 of 16
Fourth-Down Conversions	0 of 0	2 of 2
Red-Zone Scores-Chances	4-5	1-1
Sacks By: Number-Yards	9-69	1-10

**RUSHING:** Georgia Tech-T. Choice 26-196; J. Dwyer 5-27; G. Smith 1-18; J. Evans 5-18; J. Nesbitt 3-7; T. Evans 1-2; T. Bennett 2-minus 9. Notre Dame-JONES, Demetrius 12-28; ALLEN, Armando 3-25; ALDRIDGE, James 6-19; SCHWAPP, Asaph 1-minus 1; THOMAS, Travis 7-minus 7; CLAUSEN, Jimmy 2-minus 14; SHARPLEY, Evan 10-minus 58.

**PASSING:** Georgia Tech-T. Bennett 11-23-0-121; D. Thomas 0-1-0-0. Notre Dame-SHARPLEY, Evan 10-13-0-92; CLAUSEN, Jimmy 4-6-0-34; JONES, Demetrius 1-3-0-4.

**RECEIVING:** Georgia Tech-G. Smith 3-31; T. Choice 3-22; J. Johnson 2-42; C. Peek 1-9; D. Thomas 1-9; M. Cox 1-8. Notre Dame-PARRIS, Robby 3-30; CARLSON, John 3-29; WEST, George 2-29; KAMARA, Duval 2-19; YEATMAN, Will 1-10; HORD, D.J. 1-5; GRIMES, David 1-4; JABBIE, Junior 1-3; ALLEN, Armando 1-1.

**INTERCEPTIONS:** Georgia Tech-None. Notre Dame-None.

**FUMBLES:** Georgia Tech-None. Notre Dame-JONES, Demetrius 2-2; SHARPLEY, Evan 1-1.

**SACKS (UA-A):** Georgia Tech-D. Robertson 1-1; P. Wheeler 0-2; D. Richard 0-2; J. Lewis 1-0; V. Walker 0-1; A. Barnes 1-0; M. Johnson 1-0; E. Anyaibe 1-0; M. Burnett 1-0. Notre Dame-BRUTON, David 1-0.

**TACKLES (UA-A):** Georgia Tech-J. Lewis 7-1; A. Roberson 4-2; D. Robertson 4-2; M. Burnett 3-3; G. Guyton 2-4; P. Wheeler 1-4; D. Reese 4-0; D. Jones 2-2; D. Richard 1-3; P. Clark 2-1; A. Oliver 2-1; V. Walker 1-2; M. Johnson 2-0; S. Bowen 2-0; E. Anyaibe 1-1; J. Word-Daniels 1-1; T. Garside 1-1; T. Clark 1-0; B. Jefferson 1-0; A. Barnes 1-0; S. Griffin 0-1; M. Bramer 0-1; B. Sellers 0-1; M. Harris 0-1. Notre Dame-BRUTON, David 6-3; CRUM, Maurice 3-6; LAWS, Trevor 3-6; BROCKINGTON, Joe 3-4; LAMBERT, Terrail 4-2; ZBIKOWSKI, Tom 2-2; SMITH, Scott 2-2; WILLIAMS, Ian 2-1; VERNAGLIA, Anthony 2-1; RYAN, John 2-1; STEPHENSON, Dwight 1-2; WALLS, Darrin 2-0; KUNTZ, Pat 1-1; HERRING, Ray 1-1; McCARTHY, Kyle 0-2; THOMAS, Travis 1-0; BROWN, Sergio 1-0; BROWN, Justin 0-1; MULLEN, Paddy 0-1; CARLSON, John 0-1; SMITH, Toryan 0-1; JANSEN, J.J. 0-1; RICHARDSON, Morrice 0-1.

Stadium: Notre Dame Stadium Attendance: 80795  
 Kickoff time: 3:43 pm End of Game: 7:10 pm Total elapsed time: 3:27  
 Officials: Referee: Tom McCreesh; Umpire: Jeff Akers; Linesman: Perry Hudspeth; Line judge: Rich Misner; Back judge: Tommy Pace; Field judge: Billy Beckett; Side judge: Jim Corpora; Scorer: ND Stat Crew;  
 Temperature: 78 Wind: East 3 Weather: Sunny

**Game #2 • Sept. 8, 2007  
Penn State 31, Notre Dame 10  
State College, Pa. • Beaver Stadium (110,078)**

(AP) -- After choosing their words carefully all week, the Penn State Nittany Lions could finally speak freely Saturday night.

They got revenge on Notre Dame.

No. 14 Penn State's defense bottled up Jimmy Clausen, the Irish freshman quarterback making his first start, Derrick Williams returned a punt 78 yards for a touchdown and Austin Scott ran for two second-half scores in a 31-10 win at raucous Beaver Stadium.

Happy Valley rejoiced after the Nittany Lions got payback for Notre Dame's 41-17 win last year in South Bend, Ind.

"It's a revenge game, and you're beating one of the powerhouses of college football year in and year out," linebacker Dan Connor said. "It's something we wanted to do and we're proud of."

Anthony Morelli threw for 131 yards and a touchdown, though Penn State's offense looked shaky much of the day.

The Irish were worse, in almost every way.

Penn State held an opponent without an offensive touchdown for the second straight game. Notre Dame failed to score an offensive touchdown for the second straight game, and was held to zero yards rushing.

That left the Irish 0-2 for the first time since 2001, when Notre Dame lost its first three games.

"We thought they were pretty good going in, and they were pretty good," Notre Dame coach Charlie Weis said of the Penn State defense.

The much-ballyhooped Clausen finished 17-of-32 for 144 yards and an interception. Most of the freshman's completions were on swing passes or screens as Weis went conservative until midway through the fourth quarter.

"With a young quarterback, you don't want him to be comfortable. He's a talented kid," Penn State coach Joe Paterno said about Clausen.

A loud crowd of 110,078, second largest in Penn State history, appeared to lead to numerous communication problems for the Irish offense, which was whistled for several offsides and delay-of-game penalties.

"I'm not doing cartwheels," Weis said about Clausen. "But I can't say I'm displeased either. I think he wasn't the problem."

Darrin Walls staked the Irish to a 7-0 lead, returning an interception 73 yards

for a touchdown and quieting a crowd dressed almost entirely in white.

However, Williams brought them back to life.

The junior, who runs track in the offseason, caught Geoff Price's punt down the right sideline and navigated through early traffic before making a cross-field dash to the end zone. Teammate A.J. Wallace delivered a key block and Notre Dame's Rasheon McNeil missed a tackle.

"You hope with the kind of speed we have that you'll get those once in a while," Paterno said.

Morelli hit Jordan Norwood for a 10-yard TD pass midway through the second quarter to give Penn State a 14-7 advantage, and a relentless defense took over from there. Scott finished with 28 carries and 116 yards along with his two scores. Morelli was 12-of-22 passing and had an interception.

Notre Dame's offensive line, which was battered for nine sacks in the season-opening loss to Georgia Tech, couldn't contain the Nittany Lions most of the game.

Trailing 17-7 early in the third quarter, Notre Dame had a golden opportunity after Tom Zbikowski returned a punt 43 yards to the Penn State 7.

From there, Penn State's defense held firm. Clausen threw an incompleton, Armando Allen was held to a 2-yard gain, Clausen threw the ball away under pressure, and the Irish had to settle for a field goal.

They would not score again.

Trailing 23-10, another Irish drive ended after Clausen was sacked on a blitz by Connor, who finished with a team-high 12 tackles.

"Obviously they're known as Linebacker U. for a reason," Notre Dame center John Sullivan said.

Clausen's best drive came late in the fourth quarter, when he led Notre Dame to the Penn State 10. However, that ended on fourth down when he was forced to scramble and then threw high, a pass that was intercepted in the end zone by Justin King.

Zbikowski led the Notre Dame defense by forcing two fumbles, but Penn State's running game finally got on track in the second half.

"We didn't come out on fire, but we ended up on top," Scott said. "That's all that matters."

Score by Quarters	1	2	3	4	Score	
Notre Dame	7	0	3	0	- 10	Record: (0-2)
Penn State	7	7	10	7	- 31	Record: (2-0)

**First Quarter**

8:23 ND Darrin Walls 73 yd interception return (Brandon Walker kick), ND 7 - PS 0

0:52 PS Derrick Williams 78 yd punt return (Kevin Kelly kick), ND 7 - PS 7

**Second Quarter**

6:37 PS Jordan Norwood 10 yd pass from Anthony Morelli (Kevin Kelly kick), 6-51 2:17, PS 14 - ND 7

**Third Quarter**

13:13 PS Kevin Kelly 37 yd field goal, 4-7 1:36, PS 17 - ND 7

8:16 ND Brandon Walker 22 yd field goal, 4-2 0:56, PS 17 - ND 10

4:47 PS Austin Scott 1 yd run (Kevin Kelly kick), 7-65 3:22, PS 24 - ND 10

**Fourth Quarter**

7:40 PS Austin Scott 5 yd run (Kevin Kelly kick), 10-62 5:12, PS 31 - ND 10

	ND	PS
FIRST DOWNS	9	19
RUSHES-YARDS (NET)	26-0	46-164
PASSING YDS (NET)	144	131
Passes Att-Comp-Int	32-17-1	22-12-1
TOTAL OFFENSE PLAYS-YARDS	58-144	68-295
Fumble Returns-Yards	0-0	0-0
Punt Returns-Yards	2-47	4-100
Kickoff Returns-Yards	4-101	3-96
Interception Returns-Yards	1-73	1-0
Punts (Number-Avg)	10-44.8	6-43.2
Fumbles-Lost	3-0	2-2
Penalties-Yards	14-97	7-65
Possession Time	26:00	34:00
Third-Down Conversions	2 of 16	9 of 16
Fourth-Down Conversions	0 of 1	0 of 0
Red-Zone Scores-Chances	1-2	4-4
Sacks By: Number-Yards	2-18	6-50

**RUSHING:** Notre Dame-Travis Thomas 6-12; Armando Allen 8-11; Junior Jabbie 1-5; James Aldridge 1-minus 3; Jimmy Clausen 10-minus 25. Penn State-

Austin Scott 28-116; Rodney Kinlaw 9-49; Matt Hahn 4-22; TEAM 1-minus 1; Anthony Morelli 3-minus 11; Deon Butler 1-minus 11.

**PASSING:** Notre Dame- Jimmy Clausen 17-32-1-144. Penn State-Anthony Morelli 12-22-1-131.

**RECEIVING:** Notre Dame-Armando Allen 6-38; David Grimes 5-45; David West 2-9; Robbie Parris 1-35; Duval Kamara 1-6; Will Yeatman 1-6; John Carlson 1-5. Penn State-Jordan Norwood 3-20; Matt Hahn 2-16; Terrell Golden 2-15; Derrick Williams 2-14; Chris Bell 1-51; Deon Butler 1-16; Austin Scott 1-minus 1.

**INTERCEPTIONS:** Notre Dame-Darrin Walls 1-73. Penn State-King, Justin 1-0.

**FUMBLES:** Notre Dame-TEAM 1-0; James Aldridge 1-0; Golden Tate 1-0. Penn State-Austin Scott 1-1; Anthony Morelli 1-1.

**SACKS (UA-A):** Notre Dame-Morrice Richardson 1-0; Justin Brown 0-1; John Ryan 0-1. Penn State-Maurice Evans 1-0; Aaron Maybin 1-0; Tyrell Sales 1-0; Josh Gaines 0-1; Sean Lee 0-1; Dan Connor 1-0; Jerome Hayes 1-0.

**TACKLES (UA-A):** Notre Dame-Joe Brockington 6-4; Trevor Laws 6-4; Pat Kuntz 3-5; Tom Zbikowski 4-2; Maurice Crum, Jr. 3-3; John Ryan 0-4; Justin Brown 2-1; Anthony Vernaglia 1-2; Ian Williams 1-2; Leo Ferrine 2-0; Darrin Walls 2-0; David Bruton 1-1; Ambrose Wooden 1-1; Toryan Smith 1-1; Scott Smith 1-0; Geoff Price 1-0; Terrail Lambert 1-0; Kyle McCarthy 1-0; Golden Tate 1-0; Morrice Richardson 1-0; Will Yeatman 0-1; J.J. Jansen 0-1; Dwight Stephenson, Jr. 0-1; Ray Herring 0-1; Kerry Neal 0-1; Jashaad Gaines 0-1; Steve Quinn 0-1; Sergio Brown 0-1. Penn State-Connor, Dan 8-4; Scirrotto, A. 3-2; Sales, Tyrell 3-1; Lee, Sean 2-2; Sargeant, L. 1-3; Davis, Tony 3-0; Evans, Maurice 2-1; Gaines, Josh 0-3; Taylor, Phillip 2-0; Hayes, Jerome 1-1; Bowman, Navorro 1-1; Baker, Chris 0-2; Wallace, A.J. 1-0; King, Justin 1-0; Odrick, Jared 1-0; Maybin, Aaron 1-0; Brackett, Brett 1-0; Golden, Terrell 1-0; Timmons, K. 0-1; Latham, Kevin 0-1.

Stadium: Beaver Stadium Attendance: 110078  
Kickoff time: 6:03 pm End of Game: 9:20 Total elapsed time: 3:17  
Officials: Referee: J.McDaid; Umpire: J.Eckl; Linesman: T.Gray; Line judge: H.Campbell; Back judge: B.Platt; Field judge: R.Sokolowski; Side judge: C.JunJulas; Scorer: T.Herrington;  
Temperature: 80 Wind: W 5 Weather: Warm, Humid, Cloudy

**Game #3 • Sept. 15, 2007**  
**Michigan 38, Notre Dame 0**  
**Ann Arbor, Mich. • Michigan Stadium (111,178)**

(AP) -- Michigan took care of Mike Hart's guarantee with ease. Hart ran for 187 yards on 35 carries and scored two touchdowns, and Ryan Mallett threw for three scores, leading the Wolverines to a 38-0 win over Notre Dame on Saturday.

Michigan handed the Fighting Irish their worst loss since beating them by the same score in 2003.

The Wolverines (1-2) avoided their first 0-3 start in seven decades.

Notre Dame (0-3) is winless after three games for just the second time in school history, putting coach Charlie Weis in unwanted company with Bob Davie.

The Fighting Irish have lost five straight for the first time since the 1985-86 seasons, Gerry Faust's last year and Lou Holtz's first.

In an unprecedented matchup of the storied programs, Michigan looked like it might not be that bad while the Fighting Irish appeared to be even worse than expected after losing to Penn State and Georgia Tech by a combined 51 points.

Hart backed up his prediction of a win with a sensational performance, even against a defense stacked to stop him. His freshman quarterback was efficient in his first career start.

Michigan's defense suddenly was swarming to the football after giving up 73 points in losses to Appalachian State and Oregon.

Freshman Jimmy Clausen was 11-of-17 for just 74 yards and an interception. He was sacked seven times, leading to Notre Dame's rushing total of minus-6.

Notre Dame prevented Clausen from taking more abuse in the fourth quarter, and had to use Evan Sharpley because backup quarterback Demetrius Jones stunned the team by not showing up for a team meal or the bus trip to Ann Arbor on Friday. Fittingly, Sharpley threw an interception just as it seemed that Notre Dame might avoid a shutout.

The Fighting Irish did move the ball enough on the ground on their

final drive, however, to avoid breaking their school record of minus-12 yards rushing.

In three games, Notre Dame's offense hasn't scored.

Mallett was asked to throw just 15 times, and he connected on seven passes for 90 yards and TDs to receivers Mario Manningham, Adrian Arrington and Greg Matthews.

Senior quarterback Chad Henne, who had started each of his 39 games at Michigan, is out with what appears to be a knee injury. Coach Lloyd Carr has refused to give details, but Henne watched the game with a brace that seemed to be protecting his right knee.

It was ugly right from the start for Notre Dame.

The first snap sailed over running back Armando Allen's head, and the Fighting Irish lost 27 yards on their first two drives.

Notre Dame fumbled five times in the first half, losing two of them, and Clausen threw an interception, helping Michigan take a 31-0 lead.

The Wolverines just coasted in the second half, perhaps ending their stay in the national spotlight.

For the first time since The Associated Press started ranking teams in 1936, Michigan and Notre Dame were both unranked. They also entered the game winless for the first time, not counting openers.

Hart guaranteed a win over Notre Dame soon after Oregon beat the Wolverines 39-7, handing them their worst loss since 1968, and a week after being upset by Appalachian State and becoming the butt of Jay Leno's jokes.

Score by Quarters	1	2	3	4	Score
Notre Dame	0	0	0	0	- 0
Michigan	10	21	7	0	- 38

**First Quarter**

10:53 UM Gingell 39 yd field goal, 7-21, 2:35  
 07:34 UM Hart 2 yd run (Gingell kick), 5-21, 2:37

**Second Quarter**

14:39 UM Hart 3 yd run (Gingell kick), 3-38, 0:22  
 11:34 UM Mathews 26 yd pass from Mallett (Gingell kick), 5-48, 1:22  
 00:25 UM Arrington 5 yd pass from Mallett (Gingell kick), 11-56, 2:32

**Third Quarter**

04:10 UM Manningham 13 yd pass from Mallett (Gingell kick), 11-79, 4:55

	ND	UM
FIRST DOWNS	10	25
RUSHES-YARDS (NET)	33--6	61-289
PASSING YDS (NET)	85	90
Passes Att-Comp-Int	22-13-2	16-7-0
TOTAL OFFENSE PLAYS-YARDS	55-79	77-379
Fumble Returns-Yards	0-0	0-0
Punt Returns-Yards	3-26	5-30
Kickoff Returns-Yards	5-133	1-17
Interception Returns-Yards	0-0	2-26
Punts (Number-Avg)	7-43.3	4-40.0
Fumbles-Lost	6-2	3-2
Penalties-Yards	7-51	4-37
Possession Time	26:16	33:44
Third-Down Conversions	4 of 13	11 of 17
Fourth-Down Conversions	1 of 1	0 of 1
Red-Zone Scores-Chances	0-0	4-4
Sacks By: Number-Yards	0-0	8-48

**RUSHING:** Notre Dame-Aldridge 10-51; Allen 9-24; Thomas 1-13; Tate 1-4; Jabbie 1-minus 2; Team 2-minus 31; Clausen 9-minus 65.

Michigan-Hart 35-187; Minor 17-82; Brown 4-10; Potempa 2-9; Mallett 3-1.

**PASSING:** Notre Dame-Clausen 11-17-1-74; Sharpley 2-5-1-11. Michigan-Mallett 7-15-0-90; Arrington 0-1-0-0.

**RECEIVING:** Notre Dame-Grimes 3-10; West 2-23; Carlson 2-13; Schmidt 2-11; Allen 2-7; Kamara 1-14; Parris 1-7. Michigan-Manningham 2-35; Arrington 2-15; Hart 2-14; Mathews 1-26.

**INTERCEPTIONS:** Notre Dame-None. Michigan-Brown 1-26; Thompson 1-0.

**FUMBLES:** Notre Dame-Clausen 2-1; Allen 2-1; Team 2-0. Michigan-Mallett 2-1; Brown 1-1.

**SACKS (UA-A):** Notre Dame-None. Michigan-Graham 3-1; Crable 1-2; Harrison 0-1; Englemmon 1-0; Jamison 1-0.

**TACKLES (UA-A):** Notre Dame-Bruton 5-4; Zbikowski 5-3; Brown 4-4; Ryan 6-1; Laws 4-3; Crum 1-6; Stephenson 5-1; Kuntz 3-3; McNeil 4-1; Brockington 2-3; Williams 4-0; Smith, B. 1-1; Walls 1-1; Anello 1-0; Quinn 1-0; Grimes 1-0; Carlson 1-0; Lambert 1-0; Richardson 1-0; McCarthy 0-1; Vernaglia 0-1; Wooden 0-1. Michigan-Graham 5-2; Thompson 5-1; Chambers 4-1; Warren 4-1; Crable 3-2; Englemmon 3-2; Harrison 2-3; Graham 3-1; Jamison 2-1; Trent 1-2; Brown 2-0; Johnson 2-0; Adams 2-0; Taylor 1-0; Panter 1-0; Logan 1-0; Dutch 1-0; McLaurin 1-0; Stewart 0-1; Webb 0-1.

Stadium: Michigan Stadium Attendance: 111178  
 Kickoff time: 3:36 End of Game: 6:38 Total elapsed time: 3:02  
 Officials: Referee: D. Capron; Umpire: J. Krogstad; Linesman: J. Ryan; Line judge: P. Engelberts; Back judge: T. Herbert; Field judge: M. Cannon; Side judge: D. Leftwich;  
 Temperature: Mid 50s Wind: WNW 10 Weather: Partly Cloudy

**Game #4 • Sept. 22, 2007**  
**Michigan State 31, Notre Dame 14**  
**Notre Dame, Ind. • Notre Dame Stadium (80,795)**

(AP) -- Notre Dame's offense got into the end zone -- twice, in fact. It wasn't nearly enough to end the misery for the Fighting Irish.

For the first time in 119 seasons of Notre Dame football, the Irish are 0-4. Michigan State, which blew a big lead to Notre Dame a year ago in a loss that sent its season in a tailspin, got a measure of revenge against the floundering Fighting Irish with a 31-14 victory Saturday.

Now it's Notre Dame's season that's spinning out of control. The Irish have lost six in a row, the second longest losing streak in school history, and allowed at least 30 points in each game.

Notre Dame coach Charlie Weis said he wasn't focusing on the worst start ever.

"Records to me is not the critical factor," he said. "I'll critically evaluate this game and get ready for Purdue."

Michigan State coach Mark Dantonio, who became the first Spartans coach to win his first four games, called the victory a statement. He said the painful 40-37 loss last year in East Lansing had taken a toll on the players and the program.

"Our guys have been mocked, and our guys have been made fun of, and we lost coaches; there was a coaching change, and a lot of things happened," he said. "So we internalized this and turned it to our favor today."

Brian Hoyer threw four touchdown passes -- two to Kellen Davis and one each to Devin Thomas and Mark Dell -- and Javon Ringer rushed for 144 yards on 26 carries and Jehuu Caulcrick ran for 83 yards on 20 carries to pace the Spartans.

"It was an emotional win for us," Davis said. "Getting this victory here was kind of like vindication or redemption for us, especially for those who started last year."

Michigan State also became the first opponent to win six in a row at Notre Dame Stadium.

Last season, Brady Quinn led the Irish back from a 16-point deficit in the fourth quarter. This season it was the Michigan State quarterback who was the star.

Hoyer was 11-of-24 passing for 135 yards as the Spartans amassed 354 yards total offense.

"Anytime you throw four touchdown passes you have to be pretty pleased," Hoyer said. "It's something I'll remember for the rest of my life."

The most memorable play was the final touchdown. On fourth-and-2 from the 30-yard line, Hoyer fumbled the snap -- on purpose, as it turns out -- picked it up and threw a TD pass to Davis.

"We've practiced that thing since the spring," Dantonio said. Hoyer said he was worried doing it on fourth down, but said the Irish fell for it.

"I guess it helped that I fumbled on the second play of the game," he said. Notre Dame finally found some offense, scoring two TDs and finishing in the black in yards rushing for the first time this season, but the Irish defense was woeful.

Notre Dame scored its first offensive touchdown of the season on a 1-yard run by Travis Thomas to cap a 9-yard drive in the first quarter. The score was set up by a Michigan State fumble.

Notre Dame later added an 80-yard scoring drive highlighted by a 43-yard run by James Aldridge, who ran for 104 yards on 18 carries. The Irish ran for 117 yards; Michigan State 219 yards.

Freshman Jimmy Clausen was 7-of-13 passing for 53 yards for Notre Dame. Evan Sharpley, who played the fourth quarter, was 4-of-7 passing for 33 yards. The Irish, who had given up 23 sacks through their first three games, were sacked four times by the Spartans. MSU defensive end Jonal Saint-Dic sacked Clausen for a 17-yard loss and stripped the ball from the quarterback.

The Irish played their best game of the season but couldn't keep up. They have now scored 27 points through four games -- the third fewest ever in school history. The 1933 team managed just 12 points and the 1928 team coached by Knute Rockne scored 25.

Notre Dame scored both of its touchdowns in the first half and trailed 17-14 at halftime. The first came on a short drive after Hoyer fumbled the snap and Irish defensive end Trevor Laws recovered. The second touchdown came on a 3-yard run by Robert Hughes.

The Irish have only had 12 losing seasons in the history of the program -- though three have come in the past nine years. With Purdue, UCLA, Boston College and USC up next for the Irish, losing season No. 13 will be tough to avoid.

"You keep going until there's a payoff," Weis said. "Hopefully it's against Purdue."

Score by Quarters	1	2	3	4	Score
Michigan State	14	3	14	0	31 Record: (4-0)
Notre Dame	7	7	0	0	14 Record: (0-4)

**First Quarter**

10:01 ND Travis Thomas 1 yd run (Brandon Walker kick), 3-9 0:54  
 7:05 MSU Devin Thomas 7 yd pass from Brian Hoyer (Brett Swenson kick), 8-67 2:56  
 0:22 MSU Kellen Davis 3 yd pass from Brian Hoyer (Brett Swenson kick), 5-45 1:31

**Second Quarter**

12:19 MSU Brett Swenson 27 yd field goal, 4-5 1:24  
 10:41 ND Robert Hughes 3 yd run (Brandon Walker kick), 5-80 1:38

**Third Quarter**

12:05 MSU Mark Dell 16 yd pass from Brian Hoyer (Brett Swenson kick), 8-45 2:55  
 2:45 MSU Kellen Davis 30 yd pass from Brian Hoyer (Brett Swenson kick), 10-67 4:15

	MSU	ND
FIRST DOWNS	19	9
RUSHES-YARDS (NET)	49-219	35-117
PASSING YDS (NET)	135	86
Passes Att-Comp-Int	24-11-1	20-11-0
TOTAL OFFENSE PLAYS-YARDS	73-354	55-203
Fumble Returns-Yards	0-0	0-0
Punt Returns-Yards	4-28	0-0
Kickoff Returns-Yards	3-98	5-100
Interception Returns-Yards	0-0	1-0
Punts (Number-Avg)	5-41.4	9-38.8
Fumbles-Lost	1-1	1-1
Penalties-Yards	3-20	4-35
Possession Time	33:29	26:31
Third-Down Conversions	6 of 15	4 of 15
Fourth-Down Conversions	2 of 2	1 of 2
Red-Zone Scores-Chances	4-5	2-2
Sacks By: Number-Yards	4-32	1-8

**RUSHING:** Michigan State-Javon Ringer 26-144; Jehuu Caulcrick 20-83; Team 1-minus 1; Brian Hoyer 2-minus 7. Notre Dame-James Aldridge 18-104; Robert Hughes 6-33; Armando Allen 3-13; Travis Thomas 1-1; Asaph Schwapp 1-0; Junior Jabbie 1-minus 2; Evan Sharpley 1-minus 2; Jimmy Clausen 4-minus 30.

**PASSING:** Michigan State-Brian Hoyer 11-24-1-135. Notre Dame-Jimmy Clausen 7-13-0-53; Evan Sharpley 4-7-0-33.

**RECEIVING:** Michigan State-Devin Thomas 4-55; Kellen Davis 2-33; Andrew Hawken 2-14; Mark Dell 1-16; Javon Ringer 1-11; Jehuu Caulcrick 1-6. Notre Dame-George West 3-25; David Grimes 3-24; John Carlson 1-16; Duval Kamara 1-9; Armando Allen 1-5; Luke Schmidt 1-5; Junior Jabbie 1-2.

**INTERCEPTIONS:** Michigan State-None. Notre Dame-David Bruton 1-0.

**FUMBLES:** Michigan State-Brian Hoyer 1-1. Notre Dame-Jimmy Clausen 1-1.

**SACKS (UA-A):** Michigan State-Jonal Saint-Dic 1-0; Kendell Davis-Clark 1-0; Justin Kershaw 1-0; Eric Gordon 1-0. Notre Dame-Kerry Neal 1-0.

**TACKLES (UA-A):** Michigan State-Otis Wiley 3-3; Kelab Thornhill 2-4; Travis Key 1-5; Ervin Baldwin 2-3; Eric Gordon 2-3; SirDarean Adams 1-4; Jonal Saint-Dic 4-0; Kendell Davis-Clark 3-1; Justin Kershaw 2-2; Ogemdi Nwagbue 1-3; Greg Jones 2-1; Chris L. Rucker 2-1; Ashton Henderson 2-0; Jon Misch 1-1; T.J. Williams 1-0; Kellen Davis 0-1; Dan Fortener 0-1; Roderick Jenrette 0-1. Notre Dame-Maurice Crum, Jr. 6-10; David Bruton 8-7; Trevor Laws 0-9; Joe Brockington 3-4; Tom Zbikowski 2-3; Toryan Smith 2-2; Ian Williams 1-3; Brian Smith 0-3; Derrell Hand 0-3; Pat Kuntz 0-3; Ambrose Wooden 2-0; Junior Jabbie 2-0; Darrin Walls 2-0; Dwight Stephenson, Jr. 1-1; Anthony Vernaglia 1-1; Kerry Neal 1-1; Terrail Lambert 1-0; Steve Quinn 1-0; Travis Thomas 1-0; J.J. Jansen 1-0; Scott Smith 0-1; Will Yeatman 0-1.

Stadium: Notre Dame Stadium Attendance: 80795  
 Kickoff time: 3:43 pm End of Game: 7:02 pm Total elapsed time: 3:19  
 Officials: Referee: Stephen Pamon; Umpire: Pat Bayers; Linesman: Jack Teitz;  
 Line judge: Bob Davis; Back judge: Dennis Morris; Field judge: Joe Duncan;  
 Side judge: Bobby Sagers; Scorer: ND Stat Crew;  
 Temperature: 73 Wind: NW8 Weather: Sunny



**Game #5 • Sept. 29, 2007**  
**#25 Purdue 33, Notre Dame 19**  
**West Lafayette, Ind. • Ross-Ade Stadium (62,250)**

(AP) -- Charlie Weis was looking for something he recognized as winning football. He finally saw it ... just not enough of it.

Purdue extended the worst start in Notre Dame history to five losses when Curtis Painter threw two touchdown passes and Chris Summers hit four field goals in a 33-19 win on Saturday.

The Irish fell behind 23-0 at the half, and Weis let his players know he's tired of playing catch-up.

"This time, I was maybe a little more rough at halftime," he said. "I'd had about enough. It was a collective effort. Offense, defense, special teams."

Notre Dame outscored Purdue 19-10 in the second half, something Weis hopes to build on.

"For the first time this year, we played a half of football where you could win," he said. "That's closer to winning football."

Freshman quarterback Jimmy Clausen threw his first career touchdown pass before leaving with an injured hip, and the Irish gained 426 yards, by far their best output of the season.

It's a start.

Meanwhile, the Boilermakers (5-0) are off to their best start since 2004.

Kory Sheets had 141 yards rushing and Dorien Bryant caught eight passes for 82 yards for Purdue, which hosts No. 8 Ohio State next week.

With Purdue seemingly in control, Notre Dame's Tom Zbikowski intercepted a pass by Painter on early in the second half, and the Irish took advantage. On a fourth-and-goal at the Purdue 5-yard line, Clausen completed a pass to John Carlson to cut the lead to 23-6.

Purdue got a few gifts from Notre Dame on its next possession. The Irish bailed the Boilermakers out on a third-and-21 with a late hit and Summers' 29-yard field goal gave the Boilermakers a 26-6 lead. The Irish committed three penalties for 35 yards on the possession.

Clausen limped often in the game, and at times was shuffled in and out of the lineup. Weis expects him to play on Saturday against UCLA. Backup quar-

terback Evan Sharpley completed 16-of-26 passes for 208 yards, and Golden Tate caught three passes for 104 yards.

They gave Notre Dame a chance early in the fourth quarter with a 43-yard completion on a fourth-and-5 from the Notre Dame 37. Sharpley eventually threw a 7-yard touchdown pass to Duval Kamara with 12:43 left to cut Purdue's lead to 26-12.

On Notre Dame's next possession, Sharpley completed a 25-yard touchdown pass to a falling Tate to cut Purdue's lead to 26-19 with 7:58 to go.

Purdue righted itself on the next possession. Four running plays netted 35 yards before Painter connected with tight end Dustin Keller for a 14-yard touchdown.

Notre Dame then drove to the Purdue 18, but Terrell Vinson intercepted Sharpley in the end zone to end the threat. It was Vinson's second pick of the game.

The Irish converted 4 of 6 fourth downs, including two in their territory in the fourth quarter. Weis said he was playing for the win, no matter what.

"I told them with seven minutes to go if we cut it to seven, if we scored again, we were going to go for two and try and win in regulation," he said. "Why not go for two?"

Notre Dame will focus on playing a complete game after Weis said they showed potential in the second half.

"If we can do 60 minutes of that, maybe we can come away with a victory," Sharpley said.

Perhaps, but things don't get any easier for the Irish who face UCLA, No. 12 Boston College and top-ranked Southern California the next three weeks.

"It's been tough," Notre Dame defensive end Trevor Laws said, "but you just have to keep playing and show the young guys how to fight."

Score by Quarters	1	2	3	4	Score	
Notre Dame	0	0	6	13	-	19
Purdue	10	13	3	7	-	33
						Record: (0-5)
						Record: (5-0)

**First Quarter**

10:45 PU Chris Summers 27 yd field goal, 10-54 4:15  
 5:49 PU Kory Sheets 1 yd run (Chris Summers kick), 8-80 2:43

**Second Quarter**

11:54 PU Chris Summers 34 yd field goal, 6-8 1:19  
 4:46 PU Dorien Bryant 11 yd pass from Curtis Painter (Chris Summers kick), 11-81 4:46  
 2:50 PU Chris Summers 26 yd field goal, 4-5 1:20

**Third Quarter**

7:55 ND John Carlson 5 yd pass from Jimmy Clausen (Brandon Walker kick failed), 6-37 2:06  
 0:28 PU Chris Summers 29 yd field goal, 11-56 3:21

**Fourth Quarter**

12:43 ND Duval Kamara 7 yd pass from Evan Sharpley (Nate Whitaker kick failed), 11-81 2:45  
 7:58 ND Golden Tate 25 yd pass from Evan Sharpley (Nate Whitaker kick), 14-79 3:40  
 5:33 PU Dustin Keller 14 yd pass from Curtis Painter (Chris Summers kick), 5-59 2:25

	ND	PU
FIRST DOWNS	21	27
RUSHES-YARDS (NET)	26-49	42-119
PASSING YDS (NET)	377	252
Passes Att-Comp-Int	52-34-2	37-22-2
TOTAL OFFENSE PLAYS-YARDS	78-426	79-371
Fumble Returns-Yards	0-0	0-0
Punt Returns-Yards	1-6	0-0
Kickoff Returns-Yards	8-132	4-83
Interception Returns-Yards	2-(-2)	2-6
Punts (Number-Avg)	3-44.0	3-42.3
Fumbles-Lost	2-1	1-0
Penalties-Yards	11-110	9-67
Possession Time	26:54	33:06
Third-Down Conversions	5 of 16	6 of 15
Fourth-Down Conversions	4 of 6	0 of 1
Red-Zone Scores-Chances	2-4	7-7

Sacks By: Number-Yards  
 2-22 2-14

**RUSHING:** Notre Dame-Armando Allen 6-25; Junior Jabbie 4-16; Jimmy Clausen 3-13; James Aldridge 5-9; Robert Hughes 1-0; Travis Thomas 1-0; Team 1-minus 7; Evan Sharpley 5-minus 7. Purdue-Kory Sheets 27-141; Dan Dierking 4-9; Curtis Painter 5-1; Dorien Bryant 1-minus 8; Team 5-minus 24.

**PASSING:** Notre Dame-Jimmy Clausen 18-26-1-169; Evan Sharpley 16-26-1-208. Purdue-Curtis Painter 22-37-2-252.

**RECEIVING:** Notre Dame-Robby Parris 7-93; Duval Kamara 6-68; John Carlson 5-30; George West 4-37; Junior Jabbie 4-15; Golden Tate 3-104; David Grimes 3-34; Asaph Schwapp 1-5; Armando Allen 1-minus 9. Purdue-Dorien Bryant 8-82; Dustin Keller 5-36; Greg Orton 3-55; Selwyn Lymon 2-28; Whittington 1-24; Jake Standeford 1-14; Kory Sheets 1-8; Desmond Tardy 1-5.

**INTERCEPTIONS:** Notre Dame-Kyle McCarthy 1-0; Tom Zbikowski 1-minus 2. Purdue-Terrell Vinson 2-6.

**FUMBLES:** Notre Dame-James Aldridge 1-0; Armando Allen 1-1. Purdue-Team 1-0.

**SACKS (UA-A):** Notre Dame-John Ryan 1-0; Trevor Laws 1-0. Purdue-Torri Williams 1-0; Cliff Avril 1-0.

**TACKLES (UA-A):** Notre Dame-Joe Brockington 6-3; Tom Zbikowski 7-0; John Ryan 6-0; Trevor Laws 5-1; Terrail Lambert 3-0; David Bruton 3-0; Kyle McCarthy 3-0; Ambrose Wooden 3-0; Dwight Stephenson 3-0; Morrice Richardson 2-1; Darrin Walls 2-1; Brian Smith 2-0; Sergio Brown 2-0; Pat Kuntz 1-1; Maurice Crum, Jr. 1-1; John Carlson 1-0; Jimmy Clausen 1-0; Scott Smith 1-0; Raeshon McNeil 0-1; Ian Williams 0-1. Purdue-Stanford Keglal 5-4; Josh Ferguson 3-5; Dan Bick 3-3; Terrell Vinson 5-0; Justin Scott 4-1; Anthony Heygood 3-1; Torri Williams 3-1; Brandon King 2-2; Cliff Avril 3-0; Aaron Lane 2-1; Royce Adams 2-1; Kevin Green 2-0; Tyler Haston 2-0; Alex Magee 1-1; Eugene Bright 1-1; Keyon Brown 1-0; Dan Dierking 1-0; Williams 1-0; Dustin Keller 1-0; Halliburton 0-1.

Stadium: Ross-Ade Stadium Attendance: 62250  
 Kickoff time: 12:03 pm End of Game: 3:30 pm Total elapsed time: 3:27  
 Officials: Referee: Randy Smith; Umpire: Rick Feeney; Linesman: Kavin McGrath; Line judge: Hugh Campbell; Back judge: Paul Vargo; Field judge: Ben Vasconcells; Side judge: Bruce Williams;  
 Temperature: 77 Wind: SSW 7 Weather: Sunny

**Game #6 • Oct. 6, 2007**  
**Notre Dame 20, #25 UCLA 6**  
**Pasadena, Calif. • The Rose Bowl (78,543)**

(AP) -- Jimmy Clausen scored on a quarterback sneak and Maurice Crum returned a fumble 34 yards for another touchdown during a 50-second span of the third quarter as Notre Dame fought its way out of one of the worst slumps in school history with a 20-6 victory over UCLA on Saturday.

It was only the second time Notre Dame had played in Pasadena. Knute Rockne's "Four Horsemen" defeated coach Pop Warner's Stanford team 27-10 in the 1925 Rose Bowl to give the Irish their first undisputed national championship.

This win was significant in quite a different way. It was Notre Dame's first victory of the season and assured the Fighting Irish they won't equal the longest losing streak in school history.

Coach Charlie Weis obviously was relieved.

"When you're 0-5, everyone in the country is laughing at you," Weis said. "The only thing you can do is do something about it on the field. I'm really happy for the kids.

"We never had a better week of practice since I've been here. I said good things will happen, and it happened."

After a school record 0-5 start, the Irish avoided tying their longest losing streak. The victory was their first in eight games dating back to last season. The only other time the Irish lost eight straight was in 1960, when they won their opener and didn't win again until the final game of the season.

This time, Notre Dame (1-5) knocked UCLA quarterback Ben Olson out with a knee injury late in the first quarter, then hounded freshman redshirt McLeod Bethel-Thompson into a string of mistakes.

A walk-on pressed into the backup role for UCLA (4-2, 3-0 Pac-10) because of an injury to Patrick Cowan, Bethel-Thompson had not thrown a pass in a college game.

The Irish picked off four of his throws, with Crum getting two of them. He also recovered the quarterback's fumble and ran it in for a touchdown.

"It's unfortunate that Ben went down early in the game," UCLA coach Karl Dorrell said. "It's the kind of game where Notre Dame played everything close to the vest and didn't make any mistakes. They put some pressure on our offense, and our offenses made some mistakes.

"Mac (Bethel-Thompson) did a nice job, given the circumstances with

the type of game and his experience. I give credit to Notre Dame. When they don't have any turnovers and you have six, that's unfortunate."

Clausen put the Irish ahead 13-6 when he bulled over from 1 yard out, with 1:53 left in the third quarter. David Bruton set up the score when he intercepted a pass at the UCLA 21 and returned it to the 4.

The Irish players began to celebrate a bit on the sidelines when Clausen scored, and Weis said he told them to tone it down.

"It's been a while since we've been up in the second half," he said. "So I told my guys to act like they've been there before. Don't make me look an idiot."

Crum gave the Irish a 14-point pad when he scooped up the fumble and scored with 1:03 remaining in the third.

Notre Dame's Brandon Walker kicked a 26-yard field goal in the first quarter and a 48-yarder that bounced off the cross bar and went over to tie it 6-6 midway through the third quarter. UCLA's Kai Forbath kicked a 29-yarder in the first quarter, then gave the Bruins a 6-3 lead with a 49-yarder late in the first half.

Bethel-Thompson completed 12-of-28 for 139 yards. Brandon Breazell and Joe Cowan each had five receptions for 69 yards for the punchless Bruins.

Clausen, a freshman who was a high school standout in the Los Angeles suburb of Westlake Village, completed 17-of-27 for 84 yards, with no touchdowns and no interceptions.

John Carlson had six catches for 38 yards for Notre Dame.

The oft-injured Olson left the game when Tom Zbikowski sacked him, twisting the quarterback's left knee, late in the first quarter. Olson fumbled on the play and Kerry Neal picked up the ball to give Notre Dame the ball at the Bruins' 1-yard line and set up Walker's first field goal.

Last year, Olson went out with a knee injury in the fifth game and Cowan was the quarterback the rest of the season. Olson missed this year's game against Washington because of concussion-like symptoms.

Score by Quarters	1	2	3	4	Score	
Notre Dame	3	0	17	0	--	20 Record: (1-5)
UCLA	3	3	0	0	--	6 Record: (4-2)

**First Quarter**

3:06 UCLA Kai Forbath 29 yd field goal, 13-42 4:59  
 0:23 ND Walker, Brandon 26 yd field goal, 4-4 0:57

**Second Quarter**

0:32 UCLA Kai Forbath 49 yd field goal, 9-40 3:16

**Third Quarter**

6:24 ND Brandon Walker 48 yd field goal, 13-29 6:42  
 1:53 ND Jimmy Clausen 1 yd run (Brandon Walker kick), 3-2 1:14  
 1:03 ND Maurice Crum 34 yd fumble recovery (Brandon Walker kick)

	ND	UCLA
FIRST DOWNS	12	20
RUSHES-YARDS (NET)	38-46	37-89
PASSING YDS (NET)	94	193
Passes Att-Comp-Int	28-18-0	38-16-4
TOTAL OFFENSE PLAYS-YARDS	66-140	75-282
Fumble Returns-Yards	2-45-1	0-0-0
Punt Returns-Yards	2-1-0	2-4-0
Kickoff Returns-Yards	3-73-0	5-100-0
Interception Returns-Yards	4-64-0	0-0-0
Punts (Number-Avg)	9-40.3	5-41.0
Fumbles-Lost	1-0	5-3
Penalties-Yards	8-61	11-93
Possession Time	32:02	27:58
Third-Down Conversions	3 of 17	4 of 15
Fourth-Down Conversions	1 of 2	0 of 2
Red-Zone Scores-Chances	2-3	1-2
Sacks By: Number-Yards	5-40	3-19

**RUSHING:** Notre Dame-James Aldridge 22-52; Armando Allen 3-19; Asaph Schwapp Asaph 1-2; Travis Thomas 2-1; Team 2-minus 7; Jimmy Clausen 8-

minus 21. UCLA-Kahlil Bell 18-64; Chane Moline 6-21; Brandon Breazell 1-18; Joe Cowan 1-8; Ben Olson 2-1; Bethel-Thompson 9-minus 23.

**PASSING:** Notre Dame-Jimmy Clausen 17-27-0-84; Armando Allen 1-1-0-10. UCLA-Bethel-Thompson 12-28-4-139; Ben Olsen 4-10-0-54.

**RECEIVING:** Notre Dame-John Carlson 6-38; James Aldridge 3-18; Robby Parris 3-13; Duval Kamara 2-20; Armando Allen 2-3; D.J. Hord 1-2; Golden Tate 1-0. UCLA-Joe Cowan 5-69; Brandon Breazell 5-69; Dominique Johnson 3-37; Kahlil Bell 2-6; Logan Paulsen 1-12.

**INTERCEPTIONS:** Notre Dame-Maurice Crum 2-46; David Bruton 1-17; Terrail Lambert 1-1. UCLA-None.

**FUMBLES:** Notre Dame-Jimmy Clausen 1-0. UCLA-Bethel-Thompson 3-1; Ben Olson 1-1; Kahlil Bell 1-1.

**SACKS (UA-A):** Notre Dame-Brian Smith 1-0; Tom Zbikowski 1-0; Maurice Crum 1-0; John Ryan 1-0; Trevor Laws 1-0. UCLA-Bruce Davis 3-0.

**TACKLES (UA-A):** Notre Dame-Kuntz 6-2; Crum 5-2; Brockington 4-2; Wooden 3-3; Laws 4-1; Zbikowski 2-3; Bruton 4-0; Vernaglia 1-3; Neal 3-0; Stephenson 2-1; Toryan Smith 2-1; Lambert 1-2; Ryan 1-1; Williams 1-0; Quinn 1-0; Jabbie 1-0; Anello 1-0; Thomas 1-0; Smith 1-0; Jansen 1-0; Brown 1-0; McCarthy 0-1. UCLA-Brown 7-3; Horton 7-1; Keyes 6-1; Verner 5-1; Taylor 4-2; Bosworth 4-0; Davis 3-1; Brown 3-1; Blake 1-2; Carter 2-0; Team 2-0; Ward 2-0; Whittington 2-0; Van 1-0; Reed 1-0; Slater 1-0; Johnson 1-0; Cowan 1-0; Hale 1-0.

Stadium: The Rose Bowl Attendance: 78543  
 Kickoff time: 5:15pm End of Game: 8:40pm Total elapsed time: 3:25  
 Officials: Referee: Gerrard McGinn; Umpire: Mike Semcheski; Linesman: Matt Fitzgerald; Line judge: Tod Reese; Back judge: K. Washington; Field judge: Jim Downey; Side judge: Patrick Garvey; Score: Rich Perelman; Temperature: 72, 32%h Wind: 7mi,ne Weather: Picture Postcard

2007 Notre Dame Football  
 Notre Dame Overall Team Statistics (as of Oct 07, 2007)  
 All games

TEAM STATISTICS	ND	OPP
SCORING.....	66	172
Points Per Game.....	11.0	28.7
FIRST DOWNS.....	74	130
Rushing.....	23	64
Passing.....	41	50
Penalty.....	10	16
RUSHING YARDAGE.....	198	1139
Yards gained rushing.....	559	1316
Yards lost rushing.....	361	177
Rushing Attempts.....	199	278
Average Per Rush.....	1.0	4.1
Average Per Game.....	33.0	189.8
TDs Rushing.....	3	8
PASSING YARDAGE.....	916	922
Att-Comp-Int.....	176-108-5	161-79-8
Average Per Pass.....	5.2	5.7
Average Per Catch.....	8.5	11.7
Average Per Game.....	152.7	153.7
TDs Passing.....	3	10
TOTAL OFFENSE.....	1114	2061
Total Plays.....	375	439
Average Per Play.....	3.0	4.7
Average Per Game.....	185.7	343.5
KICK RETURNS: #-YARDS.....	33-651	18-429
PUNT RETURNS: #-YARDS.....	9-79	18-179
INT RETURNS: #-YARDS.....	8-135	5-32
KICK RETURN AVERAGE.....	19.7	23.8
PUNT RETURN AVERAGE.....	8.8	9.9
INT RETURN AVERAGE.....	16.9	6.4
FUMBLES-LOST.....	16-7	12-8
PENALTIES-YARDS.....	47-379	40-335
Average Per Game.....	63.2	55.8
PUNTS-YARDS.....	45-1863	26-1102
Average Per Punt.....	41.4	42.4
Net punt average.....	36.5	37.0
TIME OF POSSESSION/GAME.....	28:00	32:00
3RD-DOWN CONVERSIONS.....	23/93	40/91
3rd-Down Pct.....	25%	44%
4TH-DOWN CONVERSIONS.....	9/14	2/6
4th-Down Pct.....	64%	33%
SACKS BY-YARDS.....	11-98	32-232
MISC YARDS.....	0	-39
TOUCHDOWNS SCORED.....	8	19
FIELD GOALS-ATTEMPTS.....	4-6	13-15
ON-SIDE KICKS.....	0-0	0-0
RED-ZONE SCORES.....	16-24 67%	48-54 89%
RED-ZONE TOUCHDOWNS.....	10-24 42%	30-54 56%
PAT-ATTEMPTS.....	6-8 75%	19-19 100%
ATTENDANCE.....	323180	724098
Games/Avg Per Game.....	4/80795	8/90512
Neutral Site Games.....		0/0

SCORE BY QUARTERS	1st	2nd	3rd	4th	Total
Notre Dame.....	17	7	29	13	66
Opponents.....	50	57	37	28	172

**2007 Notre Dame Football**  
**Notre Dame Overall Individual Statistics (as of Oct 07, 2007)**  
**All games**

RUSHING	GP-GS	Att	Gain	Loss	Net	Avg	TD	Long	Avg/G
ALDRIDGE, James	6-3	62	249	17	232	3.7	0	43	38.7
ALLEN, Armando	6-2	32	122	5	117	3.7	0	11	19.5
HUGHES, Robert	5-0	7	33	0	33	4.7	1	17	6.6
JONES, Demetrius	1-1	12	39	11	28	2.3	0	10	28.0
THOMAS, Travis	6-1	18	34	14	20	1.1	1	13	3.3
JABBIE, Junior	6-0	7	21	4	17	2.4	0	6	2.8
TATE, Golden	6-1	1	4	0	4	4.0	0	4	0.7
SCHWAPP, Asaph	6-5	3	2	1	1	0.3	0	2	0.2
TEAM	4-0	5	0	45	-45	-9.0	0	0	-11.2
SHARPLEY, Evan	5-0	16	10	77	-67	-4.2	0	3	-13.4
CLAUSEN, Jimmy	6-5	36	45	187	-142	-3.9	1	10	-23.7
Total.....	0	199	559	361	198	1.0	3	43	0.0
Opponents.....	0	278	1316	177	1139	4.1	8	45	0.0

PASSING	GP-GS	Effic	Cmp-Att-Int	Pct	Yds	TD	Lng	Avg/G
CLAUSEN, Jimmy	6-5	97.66	74-121-3	61.2	558	1	36	93.0
SHARPLEY, Evan	5-0	124.50	32-51-2	62.7	344	2	43	68.8
JONES, Demetrius	1-1	44.53	1-3-0	33.3	4	0	4	4.0
ALLEN, Armando	6-2	184.00	1-1-0	100.0	10	0	10	1.7
Total.....	0	105.03	108-176-5	61.4	916	3	43	0.0
Opponents.....	0	107.73	79-161-8	49.1	922	10	51	0.0

RECEIVING	GP-GS	No.	Yds	Avg	TD	Long	Avg/G
CARLSON, John	6-6	18	131	7.3	1	16	21.8
PARRIS, Robby	6-1	15	178	11.9	0	35	29.7
GRIMES, David	5-5	15	117	7.8	0	17	23.4
KAMARA, Duval	6-0	13	136	10.5	1	15	22.7
WEST, George	6-5	13	123	9.5	0	20	20.5
ALLEN, Armando	6-2	13	45	3.5	0	15	7.5
JABBIE, Junior	6-0	6	20	3.3	0	10	3.3
TATE, Golden	6-1	4	104	26.0	1	43	17.3
ALDRIDGE, James	6-3	3	18	6.0	0	11	3.0
SCHMIDT, Luke	5-0	3	16	5.3	0	10	3.2
YEATMAN, Will	6-1	2	16	8.0	0	10	2.7
HORD, D.J.	6-0	2	7	3.5	0	5	1.2
SCHWAPP, Asaph	6-5	1	5	5.0	0	5	0.8
Total.....	0	108	916	8.5	3	43	0.0
Opponents.....	0	79	922	11.7	10	51	0.0

PUNT RETURNS	No.	Yds	Avg	TD	Long
ZBIKOWSKI, Tom	8	79	9.9	0	47
TEAM	1	0	0.0	0	0
Total.....	9	79	8.8	0	47
Opponents.....	18	179	9.9	1	78

INTERCEPTIONS	No.	Yds	Avg	TD	Long
BRUTON, David	2	17	8.5	0	17
CRUM, Maurice	2	46	23.0	0	33
LAMBERT, Terrail	1	1	1.0	0	1
WALLS, Darrin	1	73	73.0	1	73
ZBIKOWSKI, Tom	1	-2	-2.0	0	0
MCCARTHY, Kyle	1	0	0.0	0	0
Total.....	8	135	16.9	1	73
Opponents.....	5	32	6.4	0	26

KICK RETURNS	No.	Yds	Avg	TD	Long
ALLEN, Armando	16	327	20.4	0	33
TATE, Golden	11	263	23.9	0	40
HUGHES, Robert	5	41	8.2	0	15
JABBIE, Junior	1	20	20.0	0	20
Total.....	33	651	19.7	0	40
Opponents.....	18	429	23.8	0	68

FUMBLE RETURNS	No.	Yds	Avg	TD	Long
NEAL, Kerry	1	11	11.0	0	11
CRUM, Maurice	1	34	34.0	1	34
Total.....	2	45	22.5	1	34
Opponents.....	1	16	16.0	0	16

**2007 Notre Dame Football**  
**Notre Dame Overall Individual Statistics (as of Oct 07, 2007)**  
**All games**

SCORING	----- PATs -----								TOTAL OFFENSE	G Plays					Avg/G	
	TD	FGs	Kick	Rush	Rcv	Pass	DXP	Saf		Points		Rush	Pass	Total		
WALKER, Brandon	0	4-5	5-6	0-0	0	0-0	0	0	17	CLAUSEN, Jimmy	6	157	-142	558	416	69.3
TATE, Golden	1	0-0	0-0	0-0	0	0-0	0	0	6	SHARPLEY, Evan	5	67	-67	344	277	55.4
CRUM, Maurice	1	0-0	0-0	0-0	0	0-0	0	0	6	ALDRIDGE, James	6	62	232	0	232	38.7
CLAUSEN, Jimmy	1	0-0	0-0	0-0	0	0-0	0	0	6	ALLEN, Armando	6	33	117	10	127	21.2
WALLS, Darrin	1	0-0	0-0	0-0	0	0-0	0	0	6	HUGHES, Robert	5	7	33	0	33	6.6
HUGHES, Robert	1	0-0	0-0	0-0	0	0-0	0	0	6	JONES, Demetrius	1	15	28	4	32	32.0
THOMAS, Travis	1	0-0	0-0	0-0	0	0-0	0	0	6	THOMAS, Travis	6	18	20	0	20	3.3
KAMARA, Duval	1	0-0	0-0	0-0	0	0-0	0	0	6	JABBIE, Junior	6	7	17	0	17	2.8
CARLSON, John	1	0-0	0-0	0-0	0	0-0	0	0	6	TATE, Golden	6	1	4	0	4	0.7
WHITAKER, Nate	0	0-1	1-2	0-0	0	0-0	0	0	1	SCHWAPP, Asaph	6	3	1	0	1	0.2
Total.....	8	4-6	6-8	0-0	0	0-0	0	0	66	TEAM	4	5	-45	0	-45	-11.2
Opponents.....	19	13-15	19-19	0-0	0	0-0	0	0	172	Total.....	0	375	198	916	1114	0.0
										Opponents.....	0	439	1139	922	2061	0.0

FIELD GOALS	FGM-FGA	Pct	01-19	20-29	30-39	40-49	50-99	Lg	Blk
WALKER, B.	4-5	80.0	0-0	3-3	0-1	1-1	0-0	48	1
WHITAKER	0-1	0.0	0-0	0-0	0-0	0-0	0-1	0	0

FG SEQUENCE	Notre Dame	OPPONENTS
Georgia Tech	(24)	(32) , (29) , 29, (40) , (39)
Penn State	50, (22)	(37)
Michigan	-	(39)
Michigan State	-	(27) , 20
Purdue	35	(27) , (34) , (26) , (29)
UCLA	(26) , (48)	(29) , (49)

Numbers in (parentheses) indicate field goal was made.

PUNTING	No.	Yds	Avg	Long	TB	FC	I20	Blkd
PRICE, Geoff	38	1557	41.0	57	1	9	7	0
MAUST, Eric	7	306	43.7	50	1	2	2	0
Total.....	45	1863	41.4	57	2	11	9	0
Opponents.....	26	1102	42.4	53	3	6	12	0

KICKOFFS	No.	Yds	Avg	TB	OB	Retn	Net	YdLn
WHITAKER, Nate	14	842	60.1	0	0			
WALKER, Brandon	4	221	55.2	0	0			
Total.....	18	1063	59.1	0	0	429	35.2	34
Opponents.....	38	2298	60.5	3	1	651	41.8	28

2007 Notre Dame Football  
 Notre Dame Overall Individual Statistics (as of Oct 07, 2007)  
 All games

ALL PURPOSE	G	Rush	Rec	PR	KOR	IR	Tot	Avg/G
ALLEN, Armando	6	117	45	0	327	0	489	81.5
TATE, Golden	6	4	104	0	263	0	371	61.8
ALDRIDGE, James	6	232	18	0	0	0	250	41.7
PARRIS, Robby	6	0	178	0	0	0	178	29.7
KAMARA, Duval	6	0	136	0	0	0	136	22.7
CARLSON, John	6	0	131	0	0	0	131	21.8
WEST, George	6	0	123	0	0	0	123	20.5
GRIMES, David	5	0	117	0	0	0	117	23.4
ZBIKOWSKI, Tom	6	0	0	79	0	-2	77	12.8
HUGHES, Robert	5	33	0	0	41	0	74	14.8
WALLS, Darrin	6	0	0	0	0	73	73	12.2
JABBIE, Junior	6	17	20	0	20	0	57	9.5
CRUM, Maurice	6	0	0	0	0	46	46	7.7
JONES, Demetrius	1	28	0	0	0	0	28	28.0
THOMAS, Travis	6	20	0	0	0	0	20	3.3
BRUTON, David	6	0	0	0	0	17	17	2.8
SCHMIDT, Luke	5	0	16	0	0	0	16	3.2
YEATMAN, Will	6	0	16	0	0	0	16	2.7
HORD, D.J.	6	0	7	0	0	0	7	1.2
SCHWAPP, Asaph	6	1	5	0	0	0	6	1.0
LAMBERT, Terrail	6	0	0	0	0	1	1	0.2
TEAM	4	-45	0	0	0	0	-45	-11.2
SHARPLEY, Evan	5	-67	0	0	0	0	-67	-13.4
CLAUSEN, Jimmy	6	-142	0	0	0	0	-142	-23.7
Total.....	0	198	916	79	651	135	1979	0.0
Opponents.....	0	1139	922	179	429	32	2701	0.0

2007 Notre Dame Football  
 Notre Dame Overall Defensive Statistics (as of Oct 07, 2007)  
 All games

DEFENSIVE LEADERS	GP-GS	-----Tackles-----			TFL/Yds	-Sacks-	---Pass Def---			-Fumbles-	Blkd		
		Solo	Ast	Total			No-Yds	Int-Yds	BrUp		QBH	Rcv-Yds	FF
40 CRUM, Maurice	6-6	19	28	47	2.5-11	1.0-8	2-46	4	.	2-34	1	.	.
98 LAWS, Trevor	6-6	22	24	46	5.5-32	2.0-20	.	4	3	2-0	.	1	.
52 BROCKINGTON, Joe	6-4	24	20	44	4.0-8	.	.	.	1	1-0	.	.	.
27 BRUTON, David	6-6	27	15	42	3.0-12	1.0-10	2-17	.	.	.	.	.	.
9 ZBIKOWSKI, Tom	6-6	22	13	35	1.0-8	1.0-8	1--2	.	.	.	3	.	.
96 KUNTZ, Pat	6-6	14	15	29	0.5-1	.	.	6	.	.	.	.	.
90 RYAN, John	6-6	15	7	22	5.0-30	2.5-23	.	.	.	.	1	.	.
57 STEPHENSON, Dwight	6-3	12	6	18	3.0-4	.	.	.	1	.	.	.	.
95 WILLIAMS, Ian	6-0	9	7	16	0.5-1	.	.	.	.	.	.	.	.
20 LAMBERT, Terrail	6-6	11	4	15	.	.	1-1	.	.	.	.	.	.
22 WOODEN, Ambrose	6-2	9	5	14	.	.	.	.	.	.	.	.	.
54 VERNAGLIA, Anthony	5-3	5	8	13	.	.	.	.	.	.	.	.	.
94 BROWN, Justin	4-1	6	6	12	2.0-13	0.5-2	.	.	.	.	.	.	.
2 WALLS, Darrin	6-5	9	2	11	.	.	1-73	2	.	.	.	.	.
49 SMITH, Toryan	6-2	5	5	10	1.0-2	.	.	.	.	.	.	.	.
58 SMITH, Brian	5-0	4	4	8	2.0-8	1.0-6	.	.	.	.	1	.	.
28 MCCARTHY, Kyle	6-0	4	4	8	.	.	1-0	.	.	.	.	.	.
41 SMITH, Scott	6-0	4	3	7	.	.	.	.	.	.	.	.	.
8 McNEIL, Raeshon	5-1	4	2	6	.	.	.	2	.	.	.	.	.
53 RICHARDSON, Morrice	5-0	4	2	6	1.0-13	1.0-13	.	.	.	.	.	.	.
56 NEAL, Kerry	6-2	4	2	6	1.0-8	1.0-8	.	3	2	1-11	.	.	.
31 BROWN, Sergio	5-0	4	1	5	.	.	.	.	.	.	.	.	.
48 QUINN, Steve	6-0	3	1	4	1.0-2	.	.	.	.	.	.	.	.
61 JANSEN, J.J.	6-0	2	2	4	.	.	.	.	.	.	.	.	.
37 JABBIE, Junior	6-0	3	.	3	.	.	.	.	.	.	.	.	.
89 CARLSON, John	6-6	2	1	3	.	.	.	.	.	.	.	.	.
26 THOMAS, Travis	6-1	3	.	3	.	.	.	.	.	.	.	.	.
6 HERRING, Ray	4-0	1	2	3	.	.	.	.	.	2-0	.	.	.
92 HAND, Derrell	2-1	.	3	3	.	.	.	.	.	.	.	.	.
4B ANELLO, Mike	3-0	2	.	2	.	.	.	.	.	.	.	.	.
15 FERRINE, Leo	5-0	2	.	2	.	.	.	.	.	.	.	.	.
84 YEATMAN, Will	6-1	.	2	2	.	.	.	.	.	.	.	.	.
29 GAINES, Jashaad	2-0	.	1	1	.	.	.	.	.	.	.	.	.
17 PRICE, Geoff	6-0	1	.	1	.	.	.	.	.	.	.	.	.
93 MULLEN, Paddy	2-0	.	1	1	.	.	.	.	.	.	.	.	.
11 GRIMES, David	5-5	1	.	1	.	.	.	.	.	.	.	.	.
23 TATE, Golden	6-1	1	.	1	.	.	.	.	.	.	.	.	.
7 CLAUSEN, Jimmy	6-5	1	.	1	.	.	.	.	.	.	.	.	.
Total.....	0-0	259	196	455	33-153	11-98	8-135	21	7	8-45	6	1	.
Opponents.....	0-0	246	140	386	65-322	32-232	5-32	19	3	7-16	10	1	.

2007 Notre Dame Football  
 Notre Dame Game Superlatives (as of Oct 07, 2007)  
 All games

INDIVIDUAL GAME HIGHS

Rushes.....	22	ALDRIDGE, James at UCLA (Oct 06, 2007)
Yards Rushing.....	104	ALDRIDGE, James vs Michigan State (Sep 22, 2007)
TD Rushes.....	1	THOMAS, Travis vs Michigan State (Sep 22, 2007) HUGHES, Robert vs Michigan State (Sep 22, 2007) CLAUSEN, Jimmy at UCLA (Oct 06, 2007)
Long Rush.....	43	ALDRIDGE, James vs Michigan State (Sep 22, 2007)
Pass attempts.....	32	CLAUSEN, Jimmy at Penn State (Sep 08, 2007)
Pass completions....	18	CLAUSEN, Jimmy at Purdue (Sep 29, 2007)
Yards Passing.....	208	SHARPLEY, Evan at Purdue (Sep 29, 2007)
TD Passes.....	2	SHARPLEY, Evan at Purdue (Sep 29, 2007)
Long Pass.....	43	SHARPLEY, Evan at Purdue (Sep 29, 2007)
Receptions.....	7	PARRIS, Robby at Purdue (Sep 29, 2007)
Yards Receiving.....	104	TATE, Golden at Purdue (Sep 29, 2007)
TD Receptions.....	1	KAMARA, Duval at Purdue (Sep 29, 2007) TATE, Golden at Purdue (Sep 29, 2007) CARLSON, John at Purdue (Sep 29, 2007)
Long Reception.....	43	TATE, Golden at Purdue (Sep 29, 2007)
Field Goals.....	2	WALKER, Brandon at UCLA (Oct 06, 2007)
Long Field Goal.....	48	WALKER, Brandon at UCLA (Oct 06, 2007)
Punts.....	9	PRICE, Geoff at Penn State (Sep 08, 2007) PRICE, Geoff at UCLA (Oct 06, 2007)
Punting Avg.....	45.0	MAUST, Eric at Penn State (Sep 08, 2007)
Long Punt.....	57	PRICE, Geoff at Penn State (Sep 08, 2007)
Long Punt Return....	47	ZBIKOWSKI, Tom at Penn State (Sep 08, 2007)
Long Kickoff Return.	40	TATE, Golden at Michigan (Sep 15, 2007)
Tackles.....	16	CRUM, Maurice vs Michigan State (Sep 22, 2007)
Sacks.....	1.0	BRUTON, David vs Georgia Tech (Sep 01, 2007) RICHARDSON, Morrice at Penn State (Sep 08, 2007) NEAL, Kerry vs Michigan State (Sep 22, 2007) RYAN, John at Purdue (Sep 29, 2007) LAWS, Trevor at Purdue (Sep 29, 2007) ZBIKOWSKI, Tom at UCLA (Oct 06, 2007) CRUM, Maurice at UCLA (Oct 06, 2007) SMITH, Brian at UCLA (Oct 06, 2007) RYAN, John at UCLA (Oct 06, 2007) LAWS, Trevor at UCLA (Oct 06, 2007)
Tackles For Loss....	3.0	LAWS, Trevor at Purdue (Sep 29, 2007)
Interceptions.....	2	CRUM, Maurice at UCLA (Oct 06, 2007)



2007 Notre Dame Football  
Notre Dame Game Superlatives (as of Oct 07, 2007)  
All games

TEAM GAME HIGHS

Rushes.....	41	vs Georgia Tech (Sep 01, 2007)
Yards Rushing.....	117	vs Michigan State (Sep 22, 2007)
Yards Per Rush.....	3.3	vs Michigan State (Sep 22, 2007)
TD Rushes.....	2	vs Michigan State (Sep 22, 2007)
Pass attempts.....	52	at Purdue (Sep 29, 2007)
Pass completions....	34	at Purdue (Sep 29, 2007)
Yards Passing.....	377	at Purdue (Sep 29, 2007)
Yards Per Pass.....	7.2	at Purdue (Sep 29, 2007)
TD Passes.....	3	at Purdue (Sep 29, 2007)
Total Plays.....	78	at Purdue (Sep 29, 2007)
Total Offense.....	426	at Purdue (Sep 29, 2007)
Yards Per Play.....	5.5	at Purdue (Sep 29, 2007)
Points.....	20	at UCLA (Oct 06, 2007)
Sacks By.....	5	at UCLA (Oct 06, 2007)
First Downs.....	21	at Purdue (Sep 29, 2007)
Penalties.....	14	at Penn State (Sep 08, 2007)
Penalty Yards.....	110	at Purdue (Sep 29, 2007)
Turnovers.....	4	at Michigan (Sep 15, 2007)
Interceptions By....	4	at UCLA (Oct 06, 2007)

2007 Notre Dame Football  
 Notre Dame Game Superlatives (as of Oct 07, 2007)  
 All games

OPPONENT INDIVIDUAL GAME HIGHS

Rushes.....	35	Hart, Mike, at Michigan (Sep 15, 2007)
Yards Rushing.....	196	T. Choice, vs Georgia Tech (Sep 01, 2007)
TD Rushes.....	2	T. Choice, vs Georgia Tech (Sep 01, 2007)
		Scott, Austin, at Penn State (Sep 08, 2007)
		Hart, Mike, at Michigan (Sep 15, 2007)
Long Rush.....	45	T. Choice, vs Georgia Tech (Sep 01, 2007)
Pass attempts.....	37	Painter,Curtis, at Purdue (Sep 29, 2007)
Pass completions....	22	Painter,Curtis, at Purdue (Sep 29, 2007)
Yards Passing.....	252	Painter,Curtis, at Purdue (Sep 29, 2007)
TD Passes.....	4	Hoyer, Brian, vs Michigan State (Sep 22, 2007)
Long Pass.....	51	Morelli, A., at Penn State (Sep 08, 2007)
Receptions.....	8	Bryant,Dorien, at Purdue (Sep 29, 2007)
Yards Receiving.....	82	Bryant,Dorien, at Purdue (Sep 29, 2007)
TD Receptions.....	2	Davis, Kellen, vs Michigan State (Sep 22, 2007)
Long Reception.....	51	Bell, Chris, at Penn State (Sep 08, 2007)
Field Goals.....	4	T. Bell, vs Georgia Tech (Sep 01, 2007)
		Summers,Chris, at Purdue (Sep 29, 2007)
Long Field Goal.....	49	Forbath,Kai, at UCLA (Oct 06, 2007)
Punts.....	6	Boone, Jeremy, at Penn State (Sep 08, 2007)
Punting Avg.....	48.0	D. Brooks, vs Georgia Tech (Sep 01, 2007)
Long Punt.....	53	D. Brooks, vs Georgia Tech (Sep 01, 2007)
Long Punt Return....	78	Williams, Derri, at Penn State (Sep 08, 2007)
Long Kickoff Return.	68	Wallace, A.J., at Penn State (Sep 08, 2007)
Tackles.....	12	Connor, Dan, at Penn State (Sep 08, 2007)
Sacks.....	3.5	Graham, Brandon, at Michigan (Sep 15, 2007)
Tackles For Loss....	4.0	Crable, Shawn, at Michigan (Sep 15, 2007)
Interceptions.....	2	Vinson,Terrell, at Purdue (Sep 29, 2007)

2007 Notre Dame Football  
Notre Dame Game Superlatives (as of Oct 07, 2007)  
All games

OPPONENT TEAM GAME HIGHS

Rushes.....	61	at Michigan (Sep 15, 2007)
Yards Rushing.....	289	at Michigan (Sep 15, 2007)
Yards Per Rush.....	6.0	vs Georgia Tech (Sep 01, 2007)
TD Rushes.....	3	vs Georgia Tech (Sep 01, 2007)
Pass attempts.....	38	at UCLA (Oct 06, 2007)
Pass completions....	22	at Purdue (Sep 29, 2007)
Yards Passing.....	252	at Purdue (Sep 29, 2007)
Yards Per Pass.....	6.8	at Purdue (Sep 29, 2007)
TD Passes.....	4	vs Michigan State (Sep 22, 2007)
Total Plays.....	79	at Purdue (Sep 29, 2007)
Total Offense.....	380	vs Georgia Tech (Sep 01, 2007)
Yards Per Play.....	5.7	vs Georgia Tech (Sep 01, 2007)
Points.....	38	at Michigan (Sep 15, 2007)
Sacks By.....	9	vs Georgia Tech (Sep 01, 2007)
First Downs.....	27	at Purdue (Sep 29, 2007)
Penalties.....	11	at UCLA (Oct 06, 2007)
Penalty Yards.....	93	at UCLA (Oct 06, 2007)
Turnovers.....	7	at UCLA (Oct 06, 2007)
Interceptions By....	2	at Michigan (Sep 15, 2007) at Purdue (Sep 29, 2007)

2007 Notre Dame Football  
 Notre Dame Game Results (as of Oct 07, 2007)  
 All games

Date	Opponent	Score		Overall Record	Conference Record	Time	Attend
----	-----	-----		-----	-----	----	-----
Sep 01, 2007	GEORGIA TECH	3-33	L	0- 1- 0	0- 0- 0	3:27	80795
Sep 08, 2007	at #14 Penn State	10-31	L	0- 2- 0	0- 0- 0	3:17	110078
Sep 15, 2007	at Michigan	0-38	L	0- 3- 0	0- 0- 0	3:02	111178
Sep 22, 2007	MICHIGAN STATE	14-31	L	0- 4- 0	0- 0- 0	3:19	80795
Sep 29, 2007	at Purdue	19-33	L	0- 5- 0	0- 0- 0	3:27	62250
Oct 06, 2007	at UCLA	W 20-6		1- 5- 0	0- 0- 0	3:25	78543

\* indicates conference game