



NOTRE DAME

HOCKEY

FIGHTING IRISH MEDIA

Interim Director
Athletics Communications

Dan Colleran

dcollera@nd.edu
574-339-9810 (cell)

GAME FIVE SACRED HEART AT #5/6 NOTRE DAME

GAME INFORMATION

Game 5	Thursday, October 19 7:35 p.m. ET	Compton Family Ice Arena Notre Dame, Indiana
Records	Notre Dame 2-1-1, 0-0-0-0 BIG	Sacred Heart 1-2-0, 0-0-0 Atlantic Hockey
TV & Streaming Coverage	NBC Sports Chicago Plus & NBC Sports App	Mike Monaco (play-by-play) & Nik Valdiserri (Thursday analyst) David Korzenowski (Friday analyst)
Radio/Audio Coverage	WZOC 94.3 FM (South Bend) & UND.com	Darin Pritchett (play-by-play)

THE SERIES

All-Time	ND Leads, 2-0-0	Last: W, 7-0 (Oct. 18, 2008 at Notre Dame)
At ND	ND Leads, 2-0-0	Last: W, 7-0 (Oct. 18, 2008 at Notre Dame)

COUNTDOWN TO PUCK DROP

526	Notre Dame's experienced blue line includes eight monogram winners who have combined for 526 career games played as well as 240 career points.
123	Senior defenseman Jordan Gross has skated in 123 consecutive games to start his Irish career, the third-longest active consecutive games played streak in the country.
100	Jake Evans has 100 career points (31-69-100), which ranks second among active DI players. He became the 52nd Notre Dame player to reach 100 career points.
69	With 69 assists each, Jordan Gross and Jake Evans ranks second among active DI players in career assists.
38.5	At 38.5%, the Irish enter the Sacred Heart series with the nation's top power-play unit.
17	Anders Bjork become the 17th former Notre Dame player under head coach Jeff Jackson to reach the NHL when he played for the Boston Bruins on Oct. 5.
13	Head coach Jeff Jackson begins his 13th season behind the Notre Dame bench. He has led the Irish to eight NCAA tournament appearances and three Frozen Fours.
4	The Irish have made four of the last five NCAA tournaments, one of nine teams that can make that claim.
1	The Fighting Irish are playing their first season as affiliate members of the Big Ten.
.976	Freshman goaltender Dylan St. Cyr has a .976 save percentage in two games this season, which ranks second in the nation.

WHAT'S INSIDE

1	Overview & Schedule
2-6	Notes
2	Quick Facts
3	Numerical Roster / Pronunciations
3	Current Irish In The NHL Draft
4	Geographic Breakdown
4	2017-18 Honors & Awards
5	Major/College Breakdown
6	National Polls

WHAT'S INSIDE

7	Series History (Denver)
8-9	Head Coach Jeff Jackson
10	2017-18 Record When ...
11-12	The Last Time
13	Final 2016-17 Combined Stats
14-17	2017-18 Stats
18-31	Player Notes & Career Stats
32	2017-18 Box Scores

2017-18 SCHEDULE

Date	ND Rk	Opp Rk	Opponent	Location	TV	Time/Score
Oct. 1	8/8	n/a	USNTDP (exh.)	Notre Dame, IN	--	W, 4-3
Oct. 6	8/8	--/--	Alabama Huntsville	Notre Dame, IN	NBCSC+	W, 5-3
Oct. 7	8/8	--/--	Alabama Huntsville	Notre Dame, IN	NBCSC+	W, 4-0
Oct. 13	4/6	1/1	Denver	Notre Dame, IN	NBCSN	T, 2-2 (ot)
Oct. 14	4/-6	1/1	Denver	Notre Dame, IN	NBCSN	L, 4-2
Oct. 19	5/6	--/--	Sacred Heart	Notre Dame, IN	NBCSC+	7:35 p.m.
Oct. 20	5/6	--/--	Sacred Heart	Notre Dame, IN	NBCSC+	7:35 p.m.
Oct. 26	--/--	--/--	Nebraska Omaha	Notre Dame, IN	NBCSC+	7:35 p.m.
Oct. 27	--/--	--/--	Nebraska Omaha	Notre Dame, IN	NBCSC+	7:35 p.m.
Nov. 3	--/--	--/--	at Ohio State	Columbus, OH	BTN	7:00 p.m.
Nov. 4	--/--	--/--	at Ohio State	Columbus, OH	--	4:00 p.m.
Nov. 10	--/--	--/--	Penn State	Notre Dame, IN	--	7:35 p.m.
Nov. 11	--/--	--/--	Penn State	Notre Dame, IN	NBCSN	7:05 p.m.
Nov. 17	--/--	--/--	at RPI	Troy, NY	--	7:00 p.m.
Nov. 18	--/--	--/--	at RPI	Troy NY	--	7:00 p.m.
Nov. 24	--/--	--/--	Minnesota	Notre Dame, IN	NBCSN	7:35 p.m.
Nov. 25	--/--	--/--	Minnesota	Notre Dame, IN	NBCSC+	7:05 p.m.
Dec. 1	--/--	--/--	at Michigan State	East Lansing, MI	--	TBA
Dec. 2	--/--	--/--	at Michigan State	East Lansing, MI	--	TBA
Dec. 8	--/--	--/--	at Wisconsin	Madison, WI	BTN	9:05 p.m.
Dec. 9	--/--	--/--	at Wisconsin	Madison, WI	FSW+	8:05 p.m.
Jan. 5	--/--	--/--	at Michigan	Ann Arbor, MI	BTN	6:30 p.m.
Jan. 7	--/--	--/--	Michigan	Notre Dame, IN	NBCSN	3:05 p.m.
Jan. 19	--/--	--/--	Wisconsin	Notre Dame, IN	--	7:35 p.m.
Jan. 21	--/--	--/--	Wisconsin	TBA	NBCSN	3:05 p.m.
Jan. 26	--/--	--/--	at Minnesota	Minneapolis, MN	ESPN2	8:00 p.m.
Jan. 27	--/--	--/--	at Minnesota	Minneapolis, MN	FSN+	8:00 p.m.
Feb. 2	--/--	--/--	at Penn State	State College, PA	BTN	6:30 p.m.
Feb. 3	--/--	--/--	at Penn State	State College, PA	--	4:00 p.m.
Feb. 9	--/--	--/--	Ohio State	Notre Dame, IN	NBCSN	7:35 p.m.
Feb. 10	--/--	--/--	Ohio State	Notre Dame, IN	--	7:05 p.m.
Feb. 16	--/--	--/--	Michigan	Notre Dame, IN	--	7:35 p.m.
Feb. 18	--/--	--/--	at Michigan	Ann Arbor, MI	BTN	5:30 p.m.
Feb. 23	--/--	--/--	Michigan State	Notre Dame, IN	--	7:35 p.m.
Feb. 24	--/--	--/--	Michigan State	Notre Dame, IN	--	7:05 p.m.

Rankings: USCHO.com/USA Today/USA HM; ranking listed at time of game

All times Eastern

TV: NBC Sports Network [NBCSN] | Big Ten Network [BTN] | NBC Sports Chicago Plus [NBCSC+] | Fox Sports Wisconsin Plus [FSW+] | Fox Sport Northwest Plus [FSN+]

UNIVERSITY INFORMATION	
School	University of Notre Dame
Location	Notre Dame, IN 46556
Founded	1842
Enrollment	8,530 (undergraduate), 12,393 (total)
Nickname	Fighting Irish
Colors	Gold and Blue
Affiliation	NCAA Division I
Conference	Big Ten (B1G)
President	Rev. John I. Jenkins
Provost	Thomas Burish
NCAA Faculty Representative	Patricia Bellia (Harvard '91)
Athletics Director	Jack Swarbrick (Notre Dame '76)
Sr. Assoc. Athletic Director/Sport Admin.	Tom Nevala (Notre Dame '90)
Ticket Office Phone	(574) 631-7356
Home Ice (capacity)	Compton Family Ice Arena (5,022) Charles "Lefty" Smith Rink
Ice Surface	200 x 90
HOCKEY STAFF INFORMATION	
Head Coach	Jeff Jackson (Michigan State '78)
Record at Notre Dame	270-167-52 (13th season)
Record Overall	452-219-77 (19th season)
Big Ten Record	0-0-0
Associate Head Coach	Paul Pooley (Ohio State '84)
Associate Head Coach	Andy Slaggert (Notre Dame '89)
Volunteer Assistant Coach	Zack Cisek (Michigan State '15)
Coordinator of Hockey Operations	Nick Seirgiej (Wisconsin-River Falls '06)
Athletic Trainer	Kevin Ricks
Equipment Specialist	Ron Grove
Strength and Conditioning Coach	Tony Rolinski
Senior Managers	Emily Hession & Jenna Sobczyk
Administrative Assistant	Sue Halasz
Hockey Office Phone	(574) 631-3630
TEAM INFORMATION	
2016-17 Overall Record	23-12-5
2016-17 Hockey East Record/Finish	12-6-4 (4th)
2016-17 Post Season	Hockey East Quarterfinals NCAA Frozen Four
Letter Winners Returning	21 (12 forwards, 8 defensemen, 1 goaltender)
Letter Winners Lost	5 (2 forwards, 1 defenseman, 2 goaltenders)
Newcomers	7 (4 forwards, 1 defenseman, 2 goaltenders)
2017-18 Captain	Jake Evans
2017-18 Alternate Captains	Luke Ripley, Andrew Oglevie, Jordan Gross
NCAA Appearances	Nine (Last: 2017)
NCAA Frozen Four Appearances	Three (2008, 2011, 2017)
All-Americans	13 players/14 times (Last: Anders Bjork in 2017)
Academic All-Americans	Nine (Last: Peter Schneider in 2015)

FOR STARTERS

- The Irish head into their third of four straight home non-conference series to start the season.
- This week's Thursday-Friday series will mark the third and fourth all-time meetings between Notre Dame and Sacred Heart.
- Last weekend, the Irish went 0-1-1 in a pair of tightly contested games with top-ranked Denver (Oct. 13-14), while the Sacred Heart Pioneers are coming off a 3-1 win over UConn (Oct. 14).
- In the Notre Dame net, sophomore Cale Morris (1-1-0, 3.01 GAA, .902 Sv.%) and freshman Dylan St. Cyr (1-0-1, 0.96 GAA, .976 Sv.%) have played one game apiece in each series so far and are expected to do so again against the Pioneers.
- Jake Evans (3-5-8), Jordan Gross (2-4-6), Andrew Oglevie (3-3-6) and Bobby Nardella (1-3-4) have each started the season on four-game point streaks.
- Evans' eight points rank tied for second in the country (trailing only Colt Conrad of Western Michigan, who has nine points), while Gross' six points are tied for third in the country among defensemen.

SACRED HEART AT A GLANCE

- Sacred Heart enters the series with a 1-2-0 record, including losses at Northeastern by scores of 7-3 and 7-0 on Oct. 6-7 as well as a home win against UConn, 3-1, on Oct. 14.
- In the win over UConn, Brett Magnus made 44 saves and Austin McIlmurray, Matt Tugnutt (G/WG) and Alex Bates each scored for the Pioneers.
- Magnus, a junior, was named the Atlantic Hockey goaltender of the week for his efforts.
- Sacred Heart plays in the Atlantic Hockey Association and returns 16 letter winners from last season (lost 11).
- C.J. Marottolo is in his ninth season as head coach of the Pioneers and has a career record of 87-180-32.

POWER PLAY YIELDING EARLY RESULTS

- The Irish enter third week of play with the nation's top-ranked power play unit, converting at a 38.5% rate (5-for-13).
- Andrew Oglevie (2), Jake Evans (1), Jordan Gross (1) and Bobby Nardella (1) have

MEDIA INFORMATION	
Interim Director of Athletics Communications (Hockey Contact)	Dan Colleran
Office Phone Cell Phone	574-631-7519 574-339-9810
Email	dcollera@nd.edu
Compton Family Ice Arena Press Box Phone	574-631-4899
Mailing Address	University of Notre Dame 100 Compton Family Ice Arena Notre Dame, IN 44629
Media Availability	Coach Jackson and requested players are generally available once per week and then after a post-game cooling off period. Please contact Dan Colleran with requests or to be added to the email distribution list regarding availability.
Credentials	Please email Dan Colleran with any credential requests at least five days prior to a game. Media will call (at the front entrance) opens one hour before puck drop.
Parking	Parking for games at the Compton Family Ice Arena is on a first come, first served basis but media are encouraged to park at nearby Innovation Park.

No.	Name	Pos.	Ht.	Wt.	Cl.	Hometown/Last Team
1	Dylan St. Cyr	G	5-9	170	Fr.	Northville, MI/USNTDP
2	Tony Bretzman	D	5-11	175	Sr.	Mendota Heights, MN/Langley (BCHL)
3	Jordan Gross	D	5-10	186	Sr.	Maple Grove, MN/Green Bay (USHL)
4	Dennis Gilbert	D	6-2	220	Jr.	Buffalo, NY/Chicago Steel (USHL)
5	Matt Hellickson	D	6-1	182	Fr.	Rogers, MN/Sioux City (USHL)
6	Tory Dello	D	6-0	190	So.	Crystal Lake, IL/Tri-City (USHL)
8	Matt Steeves	F	6-1	201	Fr.	Bedford, NH/Muskegon (USHL)
9	Dawson Cook	F	6-2	213	Sr.	Cadillac, MI/Green Bay (USHL)
11	Cal Burke	F	5-10	184	So.	Boxborough, MA/Cedar Rapids (USHL)
12	Felix Holmberg	F	5-10	175	So.	Stockholm, SWE/AIK J20
13	Colin Thiesen	F	6-0	192	Fr.	Monroe, MI/Dubuque Fighting (USHL)
14	Max Eisenmenger	F	6-4	196	Fr.	Münster, GER/ Djurgårdens IF J20
15	Andrew Oglevie	F	5-10	181	Jr.	Fullerton, CA/Cedar Rapids (USHL)
17	Pierce Crawford	F	5-10	188	Fr.	Park Ridge, IL/Youngstown (USHL)
18	Jake Evans	F	6-0	191	Sr.	Toronto, ONT/St. Michael's (USHL)
19	Mike O'Leary	F	6-1	195	So.	Halifax, NS/Dubuque (USHL)
20	Justin Wade	D	6-1	220	Sr.	Aurora, IL/Cedar Rapids (USHL)
21	Joe Wegwerth	F	6-3	230	Jr.	Brewster, NY/Cedar Rapids (USHL)
22	Andrew Peeke	D	6-2	200	So.	Parkland, FL/Green Bay (USHL)
23	Luke Novak	F	6-0	182	So.	Waukesha, WI/New Jersey (USPHL)
24	Luke Ripley	D	6-5	207	Sr.	Kitimat, BC/Powell River (BCHL)
25	Dylan Malmquist	F	5-11	185	Jr.	Edina, MN/Edina HS
26	Cam Morrison	F	6-3	212	So.	Aurora, ONT/Youngstown (USHL)
27	Bobby Nardella	D	5-9	175	Jr.	Rosemont, IL/Tri-City (USHL)
28	Jack Jenkins	F	5-11	192	Jr.	Lake Bluff, IL/Fargo (USHL)
29	Bo Brauer	F	6-3	210	Sr.	Edina, MN/Nanaimo Clippers (BCHL)
32	Cale Morris	G	6-1	190	So.	Larkspur, CO/Waterloo (USHL)
33	Nick Sanford	G	6-1	180	Fr.	Morristown, NJ/Boston (USPHL)

13 Colin Thiesen	Ty-sin
14 Max Eisenmenger	EYES-zen-men-ger
25 Dylan Malmquist	Mallmm-quist
32 Cale Morris	Kale (rhymes with male)

COACHING STAFF	
Head Coach	Jeff Jackson (Michigan State '78)
Associate Head Coach	Paul Pooley (Ohio State '84)
Associate Head Coach	Andy Slaggert (Notre Dame '89)
Volunteer Assistant Coach	Zack Cisek (Michigan State '15)
Coordinator of Hockey Operations	Nick Seirgiej (Wisconsin-River Falls '06)
Athletic Trainer	Kevin Ricks
Equipment Specialist	Ron Grove
Strength and Conditioning Coach	Tony Rolinski

accounted for Notre Dame's five power-play goals.

THE SERIES (COMPLETE SERIES HISTORY ON PAGE 7)

- Notre Dame and Sacred Heart are meeting for the third and fourth times in program history and for the first times at the Compton Family Ice Arena.
- The teams played a two-game series at the Joyce Center on Oct 17-18, 2008, with Notre Dame posting wins of 3-0 and 7-0.
- In net, Jordan Pearce made 18 saves to earn the shutout in game one and then Tommy O'Brien made 17 stops to post the game two shutout in his first career start.
- Ian Cole and Erik Condra (2) were among the Notre Dame goal scorers in that series.

HITTING THE CENTURY MARK

- With a pair of third period assists against Denver on Saturday night (Oct. 14), senior captain Jake Evans (122 GP, 31-69-100) hit the 100-career points plateau.
- Evans became the 52nd player in program history to reach 100-career points and the first since Anders Bjork did so during the 2016-17 season.

GROSS PILING UP THE POINTS

- Senior defenseman Jordan Gross (123 GP, 28-69-97) is also approaching the 100-career points milestone.
- The last Notre Dame defenseman to reach the century mark was Bob Thebeau in 1985-86.
- **Career Points by a Notre Dame Defenseman**
 1. John Schmidt (1978-82), 28-95-123
 2. Jeff Brownschilde (1977-81), 29-92-122
 3. Jack Brownschilde (1973-77), 31-78-109
 4. Bob Thebeau (1982-86), 40-63-103
 5. Paul Clarke (1973-77), 38-62-100
 6. **Jordan Gross (2014-), 28-68-97**
 7. Bill Green (1969-73), 30-66-96
 7. Kevin Markovitz (1986-90), 24-72-96
 9. Robbie Russo (2011-15), 28-66-94

CURRENT IRISH IN THE NHL DRAFT

	Jake Evans	2014	Seventh Round	207th Overall	Montreal Canadiens	
	Joe Wegwerth	2014	Fourth Round	92th Overall	Florida Panthers	
	Dennis Gilbert	2015	Third Round	91st Overall	Chicago Blackhawks	
	Cam Morrison	2016	Second Round	40th Overall	Colorado Avalanche	
	Andrew Peeke	2016	Second Round	34th Overall	Columbus Blue Jackets	
	Matt Hellickson	2017	Seventh Round	214th Overall	New Jersey Devils	

WHERE THEY'RE FROM

California (1)	
Andrew Oglevie	Fullerton, California
Colorado (1)	
Cale Morris	Larkspur, Colorado
Florida (1)	
Andrew Peeke	Parkland, Florida
Illinois (5)	
Tory Dello	Crystal Lake, Illinois
Bobby Nardella	Rosemont, Illinois
Jack Jenkins	Lake Bluff, Illinois
Pierce Crawford	Park Ridge, Illinois
Justin Wade	Aurora, Illinois
Massachusetts (1)	
Cal Burke	Boxborough, Massachusetts
Michigan (3)	
Dawson Cook	Cadillac, Michigan
Dylan St. Cyr	Northville, Michigan
Colin Theisen	Monroe, Michigan
Minnesota (5)	
Tony Bretzman	Mendota Heights, Minnesota
Jordan Gross	Maple Grove, Minnesota
Dylan Malmquist	Edina, Minnesota
Bo Brauer	Edina, Minnesota
Matt Hellickson	Rogers, Minnesota
New Hampshire (1)	
Matt Steeves	Bedford, New Hampshire
New Jersey (1)	
Nick Sanford	Morristown, New Jersey
New York (2)	
Dennis Gilbert	Williamsville, New York
Joe Wegwerth	Brewster, New York
Wisconsin (1)	
Luke Novak	Waukesha, Wisconsin
Canada (4)	
Jake Evans	Toronto, Ontario
Cam Morrison	Aurora, Ontario
Mike O'Leary	Halifax, Nova Scotia
Luke Ripley	Kitimat, British Columbia
Sweden (1)	
Felix Holmberg	Stockholm, Sweden
Germany (1)	
Max Eisenmenger	Münster, Germany

UP NEXT FOR THE IRISH

- Next weekend, the Irish continue close out their eight-game homestand to open the 2017-18 season with a Thursday-Friday series versus Nebraska Omaha (Oct. 26-27).
- Puck drop is scheduled for 7:35 p.m. ET for both Thursday and Friday's games.

OGLEVIE'S BUZZER BEATERS

- Junior forward Andrew Oglevie scored a pair of buzzer-beating goals in Notre Dame's 4-0 win over Alabama Huntsville (Oct. 7).
- Both of Oglevie's goals were scored with under 1.0 second remaining in the first and second periods, respectively.

EVANS AND GROSS EARN BIG HONORS

- Following a weekend sweep of Alabama Huntsville, seniors Jake Evans (Second Star) and Jordan Gross (Third Star) earned weekly Big Ten honors (Oct. 10).
- Evans totaled two goals and three assists for a five-point weekend against the Chargers.
- In the 5-3 game one win, he scored the third period game winner and also added an empty net shorthanded tally to seal the victory.
- In the 4-0 game two win, Evans - a 2014 Montreal draft pick - had a pair of assists and now has 24 multi-point games in an Irish uniform.
- Gross had a four-point weekend against Alabama Huntsville, including three assists in game one of the series and a goal in game two.

LEADERSHIP QUARTET

- Senior Jake Evans will serve as the team captain in 2017-18, while seniors Jordan Gross and Luke Ripley, as well as junior Andrew Oglevie, will serve as alternate captains for the year.
- Evans and Ripley were alternate captains in 2016-17.
- Evans becomes the 13th Canadian born captain of the Irish and the first since two-year captain Steve Noble (1996-98).

MORRISON CLOSSES STRONG

- Current sophomore forward Cam Morrison finished his freshman season with 12 goals and 12 assists for 24 points in 40 games.
- Nine of those 24 points (5-4-9) came over the final nine games of last season, a stretch that included six playoff games.
- Morrison opened 2017-18 with an assist in the 5-3 win over Alabama Huntsville (Oct. 6) and added a goal and an assist in the Denver series (Oct. 13-14) for three points over the first four games of the season.
- Dating back to last season, he now has 12 points in his last 13 games.

YEAR ONE IN THE BIG

- Notre Dame embarks on its first season as an affiliate member of the Big Ten Confer-

2017-18 HONORS & AWARDS

Player	Year	Pos.	Awards
Jake Evans	Sr.	F	<ul style="list-style-type: none"> • Big Ten Second Star of the Week (Oct. 10) • 2017-18 Big Ten Preseason Watch List (Sept. 18)
Dennis Gilbert	Jr.	D	<ul style="list-style-type: none"> • 2017-18 Preseason All-CHN First Team (Sept. 20)
Jordan Gross	Jr.	D	<ul style="list-style-type: none"> • Big Ten Third Star of the Week (Oct. 10) • 2017-18 Big Ten Preseason Watch List (Sept. 18) • 2017-18 Preseason All-CHN Second Team (Sept. 20)

2017-18 ROSTER BY SCHOOL AND/OR MAJOR

Marketing (Mendoza College of Business)
Bo Brauer (Sr.)
Dawson Cook (Sr.)
Finance (Mendoza College of Business)
Tony Bretzman (Sr.)
Luke Ripley (Sr.)
Jack Jenkins (Jr.)
Dylan Malmquist (Jr.)
Management Consulting (Mendoza College of Business)
Jake Evans (Sr.)
Jordan Gross (Sr.)
IT Management (Mendoza College of Business)
Justin Wade (Sr.)
Political Science (College of Arts and Letters)
Dennis Gilbert (Jr.)
Bobby Nardella (Jr.)
Andrew Oglevie (Jr.)
Joe Wegwerth (Jr.)
College of Arts and Letters
Tory Dello
Mendoza College of Business
Cal Burke (So.)
Felix Holmberg (So.)
Cale Morris (So.)
Cam Morrison (So.)
Luke Novak (So.)
Michael O'Leary (So.)
Andrew Peeke (So.)
First Year of Studies
Pierce Crawford (Fr.)
Max Eisenmenger (Fr.)
Matt Hellickson (Fr.)
Dylan St. Cyr (Fr.)
Nick Sanford (Fr.)
Matt Steeves (Fr.)
Colin Theisen (Fr.)

ence in 2017-18.

- Coach Jackson will oversee the Fighting Irish in a third conference, having spent his first eight seasons with the Irish in the CCHA and the previous four seasons in Hockey East.
- Big Ten hockey features seven teams this season and each team will play 24 conference games.
- For all conference games as well as home non-conference games, the Irish will follow B1G protocol and if the game remains tied after a five minute overtime, there will be a shootout (three players per team).
- In a league game, the results of the shootout count towards league standings. In non-conference games, the results are for exhibition purposes.
- The 2018 Big Ten Tournament will feature a three-weekend format with all games taking place on the campus of the higher-seeded teams.
- The tournament will open March 2-4 with three best-of-three quarterfinal series, as the second-, third- and fourth-seeded teams will each host a series.
- The top-seeded team will have a bye to the single-elimination semifinals, which are scheduled for Saturday, March 10.
- The highest-seeded team remaining after the semifinals will host a championship game scheduled for Saturday, March 17.

TELEVISION

- Notre Dame will once again be one of college hockey's most televised teams in 2017-18.
- The NBC Sports Group will televise and/or stream 19 Notre Dame regular-season home games, including NBCSN games against Denver (Oct. 13-14), Penn State (Nov. 11), Minnesota (Nov. 24), Michigan (Jan. 7), Wisconsin (Jan. 21) and Ohio State (Feb. 9).
- It marks the fifth consecutive season of NBC Sports coverage for the Irish.
- Additionally, NBC Sports Chicago Plus will also pick up Notre Dame home games against Alabama Huntsville (Oct. 6-7), Sacred Heart (Oct. 19-20), Nebraska Omaha (Oct. 26-27) and Minnesota (Nov. 25).
- Seven Notre Dame road games will be televised this season, including Notre Dame's first Big Ten conference game at Ohio State on Friday, Nov. 3 (BTN).
- The Big Ten Network will also televise Notre Dame games at Wisconsin (Dec. 8), at Michigan (Jan. 5) and at Penn State (Feb. 2).
- ESPN2 will carry the road game at Minnesota on Friday, Jan. 26.
- Additionally, Fox Sports Wisconsin Plus (at Wisconsin on Dec. 9) and Fox Sports North Plus (at Minnesota on Jan. 27) will also televise Fighting Irish road games.

BIG TEN PRESEASON COACHES POLL

1. Minnesota
- 2. Notre Dame**
3. Wisconsin
4. Penn State
5. Ohio State
6. Michigan
7. Michigan State

2017 FROZEN FOUR RUN

- Notre Dame concluded the 2016-17 season with an appearance in the Frozen Four at the United Center in Chicago (the University of Notre Dame also served as the host institution).
- It marked Notre Dame's third ever Frozen Four appearance as well as the third in a 10-year span (Boston College and North Dakota were the only other teams to make at least three Frozen Fours in that 10-year span).
- The Irish overcame deficits against both No. 1 seed Minnesota and No. 2 seed UMass Lowell to post back-to-back 3-2 victories at the Northeast Regional in Manchester,

USCHO.com Division I Men's Poll (October 16, 2017)

Rk. Team (1st-place votes)	Record	Points	Last Week
1. Denver (49)	1-0-1	999	1
2. Harvard	0-0-0	897	3
3. St. Cloud State (1)	3-0-0	886	6
4. North Dakota	3-0-1	791	8
5. Notre Dame	2-1-1	772	4
6. Wisconsin	4-1-0	731	10
7. Boston University	2-2-0	621	2
8. Minnesota	2-2-0	583	7
9. Minnesota Duluth	1-2-1	513	5
10. Providence	2-1-0	495	9
11. Penn State	2-2-0	454	11
12. Clarkson	3-0-1	436	15
13. Boston College	1-1-1	378	13
14. Minnesota State	2-1-0	344	NR
15. Michigan Tech	3-1-1	316	15
16. Northeastern	2-0-1	310	14
17. New Hampshire	4-0-0	255	20
18. Quinnipiac	1-1-1	184	17
19. UMass Lowell	1-3-0	164	12
20. Air Force	3-0-1	159	

Others receiving votes: Cornell 126, Bemidji State 52, Ohio State 9, Michigan 8, Omaha 7, Western Michigan 5, Army 2, Vermont 2, Dartmouth 1.

USA Today/USA Hockey Magazine Poll (October 16, 2017)

Rk. Team	Points (1st-place votes)	Last Week	Record
1. University of Denver	510 (34)	1	1-0-1
2. St. Cloud State University	418	4	3-0-0
3. Harvard University	404	3	0-0-0
4. University of North Dakota	390	8	3-0-1
5. University of Wisconsin	364	10	4-1-0
6. University of Notre Dame	291	6	2-1-1
7. University of Minnesota	280	7	2-2-0
8 Boston University	252	2	2-2-0
9 Providence College	232	5	2-1-0
10 Clarkson University	156	15	3-0-1
11 Penn State University	138	11	2-2-0
12 Minnesota State University	122	-	2-1-0
13 University of Minnesota Duluth	111	9	1-2-1
14 Northeastern University	107	14	2-0-1
15 Boston College	67	-	1-1-1

Others Receiving Votes: University of New Hampshire, 65; Michigan Tech University, 41; UMass Lowell, 37; Quinnipiac University, 34; Cornell University, 22; United States Air Force Academy, 15; University of Massachusetts Amherst, 10; Northern Michigan University 6; Colorado College, 4; Ohio State University, 4.

Notre Dame in the Polls

Date	USCHO.com	USAToday
September 25 (Preseason)	8	8
October 2	n/a	8
October 9	4	6
October 16	5	6

New Hampshire.

- In the combined 12 regional semifinal and regional games in the NCAA tournament last season, Notre Dame was the only team to trail in the second period or later and post a win – and the Irish did it twice.
- After trailing in the third period of the regional semifinal against UMass Lowell, the Irish tied the game late in the third when Cam Morrison scored on a feed from Anders Bjork.
- Andrew Oglevie then scored the dramatic game winner just 2:44 into the overtime period.
- The win over UMass Lowell was Notre Dame's first overtime win since defeating Miami 3-2 on Dec. 28, 2014, in the first round of the Florida College Hockey Classic in Estero, Florida.
- Notre Dame headed into the NCAA Tournament as a No. 4 seed and the Irish were the only team not seeded No. 1 to make it to Chicago.
- Cam Morrison scored the lone goal for the Irish in the Frozen Four contest, with assists from Jordan Gross and Jake Evans.

IRISH IN THE NHL

- Seven former Notre Dame players made 2017 NHL opening night rosters including, back-to-back defending Stanley Cup Champions Ian Cole and Bryan Rust (Pittsburgh), Anders Bjork (Boston), Stephen Johns (Dallas), Anders Lee (New York Islanders), Kyle Palmieri (New Jersey) and Riley Sheahan (Detroit).
- Bjork, who has skated with Boston's first and second lines, became the 17th former Irish player under Jeff Jackson to reach the NHL and the program's 31st overall when Boston opened the season with a home win against Nashville on Oct. 5 (Bjork had an assist in that win).
- During the 2016-17 season, a program-record 10 former Notre Dame hockey players played in the NHL (nine was the previous high in 2011-12).
- The 2016-17 included several stretches where eight former Irish players were in the league at the same time, marking the first time in program history eight former players were on active NHL rosters at the same time.
- Prior to Bjork, Robbie Russo (Detroit) and T.J. Tynan (Columbus) were the most recent former Irish players to make their NHL debuts when they both did so on March 7, 2017.
- Also last season, Rust became the third former Irish player to record an NHL hat trick, joining Palmieri (1) and Dave Poulin (5).
- With Pittsburgh defeating Nashville to win the 2017 Stanley Cup, Rust and Cole became the third and fourth former Irish players to win back-to-back Stanley Cup Championships, joining Bill Nyrop (Montreal '76-'77-'78) and Don Jackson (Edmonton '84-'85).
- Also in 2016-17, Lee totaled 34 goals to set the record by a former Irish player for NHL goals in a season.

NOTRE DAME IN THE 2017 NHL DRAFT

- Freshman defenseman Matt Hellickson was chosen in the seventh round (214th overall) by the New Jersey Devils in the June 2017 NHL Draft hosted (United Center).
- Future Irish defenseman and NLI signee Nicky Leivermann was also selected in the seventh round (187th overall) of the 2017 Draft by the Colorado Avalanche.
- Leivermann and Hellickson became the 80th and 81st Irish players selected in the NHL Draft.

FRESHMAN CLASS [7]

- Defenseman Matt Hellickson, forwards Pierce Crawford, Max Eisenmenger, Matt Steeves and Colin Theisen, as well as goaltenders Nick Sanford and Dylan St. Cyr comprise the seven member freshman class.

**SACRED HEART (HEADING INTO WEEKEND SERIES)**

Series: ND leads 2-0-0 (2 games)
 At Notre Dame: ND leads 2-0-0
 At Sacred Heart: N/A
 At Neutral Sites: N/A
 Overtime Wins: N/A
 One-Goal Wins: N/A
 Last Meeting: Oct. 18, 2008 (7-0)
 Current Streak: ND 2 wins

ALL-TIME SERIES RECORD

Year	Host	Site	Arena	Win	Loss	Tie	Result
2008-09	Notre Dame	Notre Dame, Ind.	Joyce Center	W			3-0
	Notre Dame	Notre Dame, Ind.	Joyce Center	W			7-0

SERIES SCORING

	Total	Avg.
Notre Dame	10	5
Sacred Heart	0	0

SERIES RECORDS

ND Most Goals (Game): 7, in 2008 (ND 7-0)
 Sacred Heart Most Goals (Game): N/A
 High-Scoring Game: 7, in 2012 (ND 7-0)
 Low-Scoring Game: 3, in 2012 (ND 3-0)
 Longest ND Win Streak: 2 games (2012-present)
 Longest Sacred Heart Win Streak: N/A
 Shutouts By: ND 2

NEBRASKA OMAHA (HEADING INTO WEEKEND SERIES)

Series: ND leads 18-10-4 (32 games)
 At Notre Dame: ND leads 9-5-2
 At Nebraska-Omaha: ND leads 8-5-2
 At Neutral Sites: ND leads 1-0-0
 Overtime Wins: ND 2, UNO 1
 One-Goal Wins: ND 8, UNO 4
 Last Meeting: Oct. 13, 2012 (ND 3-2)
 Current Streak: ND 2 wins

ALL-TIME SERIES RECORD

Year	Host	Site	Arena	Win	Loss	Tie	Result
1999-00	Nebraska Omaha	Omaha, Neb.	Omaha Civic Auditorium			T (OT)	2-2
	Nebraska Omaha	Omaha, Neb.	Omaha Civic Auditorium	L			3-5
	Notre Dame	Notre Dame, Ind.	Joyce Center		L		1-3
	Notre Dame	Notre Dame, Ind.	Joyce Center	W			7-4
2000-01	Nebraska Omaha	Omaha, Neb.	Omaha Civic Auditorium	L			0-1
	Nebraska Omaha	Omaha, Neb.	Omaha Civic Auditorium	W			7-3
2001-02	Notre Dame	Notre Dame, Ind.	Joyce Center	L			2-3
	Notre Dame	Notre Dame, Ind.	Joyce Center	L			2-4
	Nebraska Omaha	Omaha, Neb.	Omaha Civic Auditorium		L (2 OT)		2-3
	Nebraska Omaha	Omaha, Neb.	Omaha Civic Auditorium	W (OT)			2-1
	Nebraska Omaha	Omaha, Neb.	Omaha Civic Auditorium	W			2-1
2002-03	Nebraska Omaha	Omaha, Neb.	Omaha Civic Auditorium	W			5-3
	Nebraska Omaha	Omaha, Neb.	Omaha Civic Auditorium	L			3-5
2003-04	Notre Dame	Notre Dame, Ind.	Joyce Center	W			4-2
	Notre Dame	Notre Dame, Ind.	Joyce Center	W			2-0
2004-05	Notre Dame	Notre Dame, Ind.	Joyce Center			T (OT)	1-1
	Notre Dame	Notre Dame, Ind.	Joyce Center	L			3-6
2005-06	Nebraska Omaha	Omaha, Neb.	Qwest Center Omaha	W			4-1
	Nebraska Omaha	Omaha, Neb.	Qwest Center Omaha			T (OT)	2-2
2006-07	Nebraska Omaha	Omaha, Neb.	Qwest Center Omaha	W			4-2
	Nebraska Omaha	Omaha, Neb.	Qwest Center Omaha	L			2-3
	Notre Dame	Notre Dame, Ind.	Joyce Center	W			4-2
	Notre Dame	Notre Dame, Ind.	Joyce Center			T (OT)	2-2
2007-08	Notre Dame	Notre Dame, Ind.	Joyce Center	W			5-4
	Notre Dame	Notre Dame, Ind.	Joyce Center	W			5-0
2008-09	Nebraska Omaha	Omaha, Neb.	Qwest Center Omaha	W (OT)			4-3
	Nebraska Omaha	Omaha, Neb.	Qwest Center Omaha	W			1-0
	Notre Dame	Notre Dame, Ind.	Joyce Center	W			5-0
	Notre Dame	Notre Dame, Ind.	Joyce Center	W			1-0
2009-10	Notre Dame	Notre Dame, Ind.	Joyce Center		L		3-5
	Notre Dame	Notre Dame, Ind.	Joyce Center	W			3-2
2012-13	Kansas City, Missouri	Sprint Center		W			3-2

SERIES SCORING

	Total	Avg.
Notre Dame	96	3
Nebraska Omaha	75	2.34

SERIES RECORDS

ND Most Goals (Game): 7, in 2000 (ND 7-4, ND 7-3)
 Nebraska-Omaha Most Goals (Game): 6, in 2005 (UNO 6-3)
 High-Scoring Game: 11, in 2000 (ND 7-4)
 Low-Scoring Game: 1, in 2000 & 2009 (UNO 1-0, ND 1-0, ND 1-0)
 Longest ND Win Streak: 6 games (2007-09)
 Longest Nebraska-Omaha Win Streak: 3 games 2002
 Shutouts By: ND 5, UNO 1

HEAD COACH
JEFF JACKSON



- The 2017-18 hockey season marks University of Notre Dame hockey coach Jeff Jackson's 13th season behind the Irish bench. The highly regarded Jackson now has over 30 years of coaching experience.
- Notre Dame's Jeff Jackson era began in 2005 when the University searched for a man who could move the program among the elite hockey schools in the country.
- During his now 13-year run, Notre Dame has become one of the nation's top teams, winning the Central Collegiate Hockey Association's (CCHA) regular-season title twice (2006-07 and 2008-09) while earning three Mason Cup championships ('07, '09 and the final one in 2013)
- Since his arrival at Notre Dame, the Irish skaters have accumulated an overall record of 268-167-52, including eight trips to the NCAA Tournament (2006-09, 2010-11, 2012-14 and 2016-17), three Frozen Four appearances (2008, 2011 and 2017) and one national championship berth (2008).
- The 2017-18 season begins Notre Dame's hockey tenure in the Big Ten Conference. Since the introduction of hockey to the Big Ten, Jackson's Irish hold a 4-7-1 record against members of the conference.
- Between 2006-09, the Irish turned in win totals of 32, 27 and 31 for three consecutive seasons of 25 or more wins and three consecutive NCAA tournament appearances, a first in program history.
- Jackson's success on the ice also has had a major impact off the ice for the Irish. With the wins came a commitment from the University that led to the new home of Irish hockey - The Compton Family Ice Arena - one of the finest college hockey facilities in the nation. The new venue opened on Oct. 21, 2011.
- The Irish have seen 34 players selected in the National Hockey League Entry Draft during Jackson's tenure, including three first round selections. Since his arrival on campus, Notre Dame has also seen 21 products from USA Hockey's National Team Development Program reach the Irish ranks.
- Jackson has coached six Irish players to All-America honors - Anders Bjork (2017) Robbie Russo (2015), Anders Lee (2013), Ian Cole (2009), Erik Condra (2009) and David Brown (2007).
- In addition, 16 of his players have gone on to play in the NHL, including most recently Robbie Russo (Detroit) and T.J. Tynan (Columbus), who each made their NHL debuts on March 7, 2017.
- Jackson's Notre Dame teams have played with poise, discipline, team speed and have also featured strong goaltending and excellent special teams play.
- Having led the Lake Superior State Lakers to an NCAA Division I title in 1992 and 1994, Jackson became the first coach to have won the championship prior to joining Notre Dame's hockey staff.
- As a head coach, Jackson has led teams to 14 NCAA Tournament appearances and seven conference championships (1991-93, '95, '07, '09 and '13).

THE JEFF JACKSON FILE COLLEGIATE HEAD COACHING					
19th year as NCAA Div. I Head Coach					
Alma Mater: Michigan State ('78, '79)					
School	Seasons	Record			Pct.
Lake Superior State	6	182	52	25	.751
Notre Dame	13	270	168	53	.604.
TOTALS	19	452	220	78	.655

THE JEFF JACKSON FILE ADDITIONAL HEAD COACHING					
Team	Seasons	Record			
USNTDP (USHL)	3	N/A	N/A	N/A	N/A
Guelph (OHL)	2	71	46	16	3

HONORS AND ACCOLADES	
Year	Award
1990-91	CCHA Coach of the Year
2006-07	CCHA Coach of the Year
2006-07	Spencer Penrose Award
2010-11	CCHA Coach of the Year

JACKSON AND THE FROZEN FOUR	
Year	Team
1992	Lake Superior State (NCAA Champion)
1993	Lake Superior State (NCAA Runner-Up)
1994	Lake Superior State (NCAA Champion)
2008	University of Notre Dame (NCAA Runner-Up)
2011	University of Notre Dame (NCAA Semifinalist)
2017	University of Notre Dame (NCAA Semifinalist)

- A 1978 graduate of Michigan State University with a degree in communications, Jackson followed with an education degree from Michigan State in 1979.
- In May 2003, Inside College Hockey ranked Jackson 12th on its list of the 16 greatest college coaches of all-time with only five of the 16 still active.
- He made his NHL debut as an assistant coach with the New York Islanders during the 2003 season in which they earned a spot in the 2004 Stanley Cup playoffs. The following season all games were canceled due to the unresolved 2004-05 NHL lockout, and at the end of the year Jackson left the Islanders to join the Fighting Irish as head coach for the 2005-06 season.
- Jackson is a member of the USA Hockey Coaches Achievement Program, the American Hockey Coaches Association and the National Hockey League Coaches Association.

JEFF JACKSON RECORDS VS. DIVISION I TEAMS

Team	W	L	T	%
Air Force	1	0	0	1.00
Alabama Huntsville	8	1	0	0.889
Alaska	21	8	1	0.696
Alaska Anchorage	1	0	0	1.00
Arizona State	2	0	0	1.00
Army	1	0	0	1.00
Bemidji State	0	1	0	0.00
Boston College	10	8	0	0.555
Boston University	10	5	1	0.656
Bowling Green	43	9	4	0.804
Brown	0	1	0	0.00
Canisius	1	0	0	1.00
Clarkson	2	3	0	0.40
Colgate	1	0	0	1.00
Colorado College	0	1	0	0.00
Connecticut	4	1	1	0.750
Cornell	2	1	0	0.667
Denver	1	5	3	0.278
Ferris State	29	11	4	0.705
Harvard	1	1	0	0.50
Holy Cross	2	0	0	1.00
Illinois-Chicago	24	2	0	0.923
Kent State	7	0	1	0.938
Lake Superior State	20	4	4	0.786
Laurentian	2	0	0	1.00
Maine	9	4	1	0.679
Massachusetts	8	4	0	0.667
Massachusetts Lowell	4	9	2	0.333
Mercyhurst	1	0	0	1
Merrimack	6	2	1	0.722
Miami	20	16	10	0.694
Michigan	27	26	8	0.508
Michigan State	23	15	8	0.587
Michigan Tech	6	2	1	0.722
Minnesota	6	5	0	0.545
Minnesota-Duluth	6	6	2	0.50
Minnesota State	2	3	0	0.40
Nebraska Omaha	11	2	2	0.80
New Hampshire	6	3	1	0.650
Niagara	2	0	0	1.00
Northeastern	6	10	2	0.389
North Dakota	1	2	2	0.30
Northern Michigan	16	7	3	0.667
Notre Dame	11	2	0	0.846
Ohio State	28	13	7	0.656
Princeton	4	1	0	0.80
Providence College	8	3	2	0.692

Rensselaer	3	1	0	0.750
Robert Morris	1	1	0	0.50
Sacred Heart	2	0	0	1.00
St. Cloud State	0	2	0	0.00
St. Lawrence	2	0	1	0.833
Toronto	1	0	0	1.00
Union College	1	1	0	0.50
Vermont	6	2	2	0.70
Western Michigan	30	14	10	0.648
Wisconsin	1	2	0	0.333
York University	1	0	0	1

POST-SEASON RECORD VS. DIVISION I TEAMS

Team	W	L	%
Alabama Huntsville	1	0	1.00
Alaska	2	2	0.50
Alaska Anchorage	1	0	1.00
Bemidji State	0	1	0.00
Boston College	2	2	0.50
Boston University	3	1	0.750
Bowling Green	4	0	1.00
Clarkson	2	2	0.50
Cornell	1	0	1.00
Denver	0	1	0.00
Ferris State	2	1	0.667
Harvard	1	0	1.00
Illinois-Chicago	6	0	1.00
Lake Superior State	3	1	0.750
Maine	0	1	0.00
Massachusetts	2	1	0.667
Massachusetts Lowell	2	4	0.333
Merrimack	1	0	1.00
Miami	2	2	0.50
Michigan	9	6	0.60
Michigan State	5	1	0.833
Minnesota	2	0	1.00
Minnesota-Duluth	1	1	0.50
Nebraska Omaha	2	0	1.00
New Hampshire	2	0	1.00
Northeastern	1	2	0.333
Northern Michigan	1	1	0.50
Ohio State	7	2	0.778
Providence College	2	0	1.00
St. Cloud State	0	2	0.00
Vermont	0	1	0.00
Western Michigan	3	0	1.00
Wisconsin	1	0	1.00

NOTRE DAME'S 2017-18 RECORD WHEN	
Overall	2-1-1
In Big Ten regular season games	0-0-0
Non-conference games	2-1-1
Home	2-1-1
Road	0-0-0
Neutral	0-0-0
In overtime games	0-0-1
When Notre Dame scores first	2-0-1
When opponents score first	0-1-0
When Notre Dame leads after 1 period	1-0-0
When Notre Dame trails after 1 period	0-1-0
When score is tied after 1 period	1-0-1
When Notre Dame leads after 2 periods	1-0-0
When Notre Dame trails after 2 periods	0-1-0
When score is tied after 2 periods	1-0-1
When Notre Dame trails at any point in the third period	0-1-1
When Notre Dame outshoots opponent	1-0-0
When opponent outshoots Notre Dame	1-1-1
When shots are even	
In Game 1 of weekend series	1-0-1
In Game 2 of weekend series	1-1-0
In Game 1 of Big Ten weekend series	
In Game 2 of Big Ten weekend series	
In one-goal games	
in two-goal games	1-1-0
When scoring 0-1 goals	0-0-0
When scoring two or more goals	2-1-1
When scoring three or more goals	2-0-0

When scoring four or more goals	2-0-0
When scoring five or more goals	1-0-0
Against Ranked Opponents	
vs. #1/1 Denver	0-1-1
Month-By-Month	
Notre Dame in October	2-0-1
Notre Dame in November	
Notre Dame in December	
Notre Dame in January	
Notre Dame in February	
Notre Dame in March	
Vs. Conferences	
Atlantic Hockey	
Big Ten	
ECAC	
NCHC	0-1-1
WCHA	2-0-0

THE LAST TIME...

TEAM	
Notre Dame won in overtime	March 26, 2017 vs. UMass Lowell in NCAA Northeast Regional Final (3-2)
Notre Dame lost in overtime	October 22, 2016 vs. Penn State (2-3)
Notre Dame tied in overtime	October 13, 2017 vs. Denver (2-2)
Notre Dame scored 10 or more goals in a game	December 29, 2010 vs. Canisius (10-2)
Notre Dame allowed 10 or more goals in a game	March 12, 2005 at Michigan (10-1)
Notre Dame had a home shutout	October 7, 2017 vs. Alabama Huntsville (Dylan St. Cyr, 34 saves)
Notre Dame had a road shutout	December 3, 2016 at Massachusetts (Cal Petersen, 22 saves)
Notre Dame had a neutral site shutout	October 13, 2012 vs. Maine (Steven Summerhays, 22 saves)
Notre Dame was shutout at home	November 26, 2016 vs. Clarkson (Jake Keilley 35 saves)
Notre Dame was shutout on the road	November 13, 2016 at Northeastern (Jake Theut, 22 saves, two periods of play) November 7, 2014 at Minnesota (Adam Wilcox, 20 saves)
Notre Dame won 1-0	February 27, 2016 vs. Boston University (Cal Petersen, 39 saves)
Notre Dame had 35 or more shots in a game	October 6, 2017 vs. Alabama Huntsville (40 shots)
Notre Dame had 40 or more shots in a game	October 6, 2017 vs. Alabama Huntsville (40 shots)
Notre Dame had 50 or more shots in a game	October 7, 2016 vs. Arizona State (51 shots)
Notre Dame surrendered 35 or more shots in a game	October 13, 2017 vs. Denver (48 shots)
Notre Dame surrendered 40 or more shots in a game	October 13, 2017 vs. Denver (48 shots)
Notre Dame surrendered 50 or more shots in a game	January 1, 2016 at Denver (50 shots)
Notre Dame had three PP goals in a game	October 25, 2014 vs. Niagara (7-0 win)
Notre Dame had four PP goals in a game	October 20, 2013 vs. Michigan Tech (7-3 win)
Notre Dame had six PP goals in a game	October 7, 2016 vs. Arizona State (9-2 win) February 13, 2009 vs. Northern Michigan (9-5 win)
Notre Dame had one short-handed goal	October 6, 2017 vs. Alabama Huntsville (Jake Evans, 5-3 win)
Notre Dame had two short-handed goals	January 7, 2011 at Northern Michigan (8-1 win) November 20, 2010 vs. Michigan State (4-2 win)
Notre Dame surrendered five PP goals	December 4, 2004 vs. Michigan (8-0 loss)
Notre Dame surrendered four PP goals	February 1, 2013 at Ohio State (6-3 loss)
Notre Dame surrendered three PP goals	December 2, 2016 at UMass (5-4 loss)
Notre Dame surrendered two short-handed goals	February 8, 2013 vs. Michigan (7-4 win)
Notre Dame played a #1 ranked team	October 14, 2017 vs. Denver (L, 4-2)
Notre Dame tied a #1 ranked team	October 13 2017 vs. Denver (T, 2-2 in OT)
Notre Dame defeated a #1 ranked team	March 1, 2014 at Boston College (W, 2-1 in OT)
Notre Dame defeated a #1 ranked team at home	November 8, 2013 vs. Minnesota (W, 4-1)

INDIVIDUAL	
Notre Dame player scored a hat trick	October 16, 2015 - Steven Fogarty at Penn State
Notre Dame defenseman scored a hat trick	January 18, 2015 - Robbie Russo at UConn
Notre Dame player scored four goals	October 19, 1995 - Brian Urick at Alaska Fairbanks
Notre Dame player scored five goals	December 29, 1971 - Ian Williams at Dartmouth
Notre Dame player had three assists	October, 6 2017 - Jordan Gross vs. Alabama Huntsville (0-3-3)
Notre Dame player had four assists	December 29, 2010 - Stephen Johns vs. Canisius (0-4-4)
Notre Dame player had five assists	October 21, 1994 - Jamie Ling vs. Waterloo (2-5-7)
Notre Dame player had four points	October 28, 2016 - Anders Bjork vs. UConn (2-2-4)
Notre Dame player had five points	February 13, 2009 - Erik Condra at Northern Michigan (2-3-5)
Notre Dame player had six points	October 21, 1994 - Jamie Ling vs. Waterloo (2-5-7)
Notre Dame player had seven points	October 21, 1994 - Jamie Ling vs. Waterloo (2-5-7)
Notre Dame goalie made 35+ saves	Oct. 13, 2017 - Dylan St. Cyr vs. Denver, 46 saves (2-2 overtime tie)
Notre Dame goalie made 40+ saves	Oct. 13, 2017 - Dylan St. Cyr vs. Denver, 46 saves (2-2 overtime tie)
Notre Dame goalie made 50+ saves	March 6, 2015 - Cal Petersen vs. UMass, 87 saves (4-3 loss)
Opposing player scored a hat trick	November 11, 2011 - Cody Kunyk of Alaska
Opposing player scored four goals	March 12, 1994 - Colin Ward of Western Michigan
Opposing player scored five goals	November 10, 1973 - Tom Ross of Michigan State
Opposing player had four assists	December 2, 2011 - Ludwig Karlsson of Northeastern (0-4-4)
Opposing player had five assists	January 20, 1996 - Kevin Hilton of Michigan (0-5-5)
Opposing player had four points	March 12, 2016 - Kevin Roy of Northeastern (2-2-4)
Opposing player had five points	January 27, 2001 - Jeff Hamilton of Yale (2-3-5)
Opposing player had six points	January 11, 1994 - John Gruden of Ferris State (4-3-7)
Opposing player had seven points	January 11, 1994 - John Gruden of Ferris State (4-3-7)
Opposing goalie made 35+ saves	October 6, 2017 - Jordan Uhelski of Alabama Huntsville, 40 saves (5-3 ND win)
Opposing goalie made 40+ saves	October 6, 2017 - Jordan Uhelski of Alabama Huntsville, 40 saves (5-3 ND win)
Opposing goalie made 50+ saves	March 6, 2015 - Steve Mastalerz of UMass, 75 saves (4-3 ND loss)
Notre Dame had a penalty shot	January 21, 2017 - Joe Wegwerth (saved vs. New Hampshire)
Notre Dame scored on a penalty shot	December 6, 2013 - Jeff Costello (vs. UMass) March 16, 2013 - Bryan Rust (vs. Bowling Green)
Opponent had a penalty shot	March 10, 2017 - Shane Kavanagh, Providence (vs. Cal Petersen, missed wide, 5-0 ND win) January 29, 2016 - Colin White, Boston College (saved by Cal Petersen, 4-0 ND loss) January 22, 2016 - Ara Nazarian, New Hampshire (scored on Cal Petersen, 5-1 ND win) December 10, 2015 - Colin White, Boston College (saved by Cal Petersen, 4-3 ND win)

Final 2016-17 Combined Stats

Date	Opponent	Score	Att.
Oct 07	ARIZONA STATE	W 9-2	3356
Oct 08	ARIZONA STATE	W 4-2	3554
Oct 14	at #4 Minnesota Duluth	L 3-4	5526
Oct 15	at #4 Minnesota Duluth	W 3-1	6014
Oct 21	PENN STATE	Tot 3-3	3411
Oct 22	PENN STATE	Lot 2-3	3518
* Oct 27	UCONN	L 2-4	2936
* Oct 28	UCONN	W 6-2	4065
* Nov 12	at Northeastern	W 5-2	3511
* Nov 13	at Northeastern	T 0-0	1444
* Nov 17	#5 UMASS LOWELL	L 1-4	3151
* Nov 18	#5 UMASS LOWELL	W 4-1	4653
Nov 25	HOLY CROSS	W 5-3	4581
Nov 26	CLARKSON	L 0-2	3865
* Dec 2	at Massachusetts	L 4-5	2481
* Dec 3	at Massachusetts	W 3-0	3039
* Dec 10	#3 BOSTON COLLEGE	W 3-2	5022
Dec 31	ALASKA	W 5-0	4149
Jan 01	ALASKA	W 4-0	4023
Jan 06	MICHIGAN TECH	W 3-1	4328
Jan 07	MICHIGAN TECH	L 2-4	4741
* Jan 13	at Merrimack	W 2-1	2251
* Jan 14	at Merrimack	L 2-4	2271
* Jan 20	NEW HAMPSHIRE	Tot 2-2	4504
* Jan 21	NEW HAMPSHIRE	W 3-0	4652
* Jan 28	at #13 Boston College	L 4-6	7884
* Feb 03	#12 VERMONT	Tot 4-4	4520
* Feb 04	#12 VERMONT	W 4-1	4744
* Feb 10	at Maine	W 3-2	4990
* Feb 11	at Maine	W 4-2	4392
* Feb 17	#10 PROVIDENCE COLLEGE	W 4-1	4509
* Feb 18	#10 PROVIDENCE COLLEGE	Tot 3-3	5022
* Feb 24	at #6 Boston University	W 3-1	4562
* Feb 25	at #5 Boston University	L 1-4	5613
Mar 10	#10 PROVIDENCE COLLEGE	W 5-0	3933
Mar 11	#10 PROVIDENCE COLLEGE	W 5-2	4239
Mar 17	vs #4 UMass Lowell	L 1-5	10979
Mar 25	vs #5 Minnesota	W 3-2	6299
Mar 26	vs UMass Lowell	Wot 3-2	4635
Apr 6	vs Denver	L 1-6	19626

Record:	Overall	Home	Away	Neutral
ALL GAMES	23-12-5	14-5-4	7-5-1	2-2-0
CONFERENCE	12-6-4	6-2-3	6-4-1	0-0-0
NON-CONFERENCE	11-6-1	8-3-1	1-1-0	2-2-0

#	Player	gp	g	a	pts	sh	sh%	pen-min	pp	sh
10	Anders Bjork	39	21	31	52	129	.163	8-16	5	2
18	Jake Evans	40	13	29	42	110	.118	18-47	1	1
15	Andrew Oglevie	40	21	20	41	127	.165	5-10	5	1
3	Jordan Gross	40	10	22	32	160	.062	6-12	5	0
26	Cam Morrison	40	12	12	24	83	.145	6-12	5	0
25	Dylan Malmquist	40	10	14	24	68	.147	10-20	3	0
4	Dennis Gilbert	40	0	22	22	50	.000	11-22	0	0
27	Bobby Nardella	34	7	14	21	84	.083	9-26	4	0
16	Connor Hurley	21	4	12	16	26	.154	11-22	0	0
22	Andrew Peeke	40	4	10	14	56	.071	8-16	0	0
28	Jack Jenkins	36	7	5	12	88	.080	2-4	0	0
6	Tory Dello	39	1	11	12	80	.013	23-65	0	0
21	Joe Wegwerth	33	7	4	11	52	.135	7-14	3	0
11	Cal Burke	35	3	8	11	69	.043	4-8	0	0
9	Dawson Cook	39	1	5	6	39	.026	4-8	0	0
29	Bo Brauer	26	3	2	5	12	.250	3-14	1	0
19	Mike O'Leary	37	2	2	4	22	.091	16-40	0	0
40	Cal Petersen	40	0	3	3	0	.000	1-2	0	0
8	Ben Ostlie	30	1	1	2	14	.071	6-12	0	0
12	Felix Holmberg	18	1	0	1	8	.125	1-2	0	0
2	Tony Bretzman	15	0	1	1	7	.000	1-2	0	0
24	Luke Ripley	38	0	0	0	26	.000	20-40	0	0
TM	TEAM	21	0	0	0	0	.000	4-8	0	0
Total		40	128	228	356	1310	.098	184-422	32	4
Opponents		40	93	155	248	1201	.077	208-489	22	1

#	Goalie	gp	min	ga	gaavg	saves	save%	w-l-t
40	Cal Petersen	40	2374:39	88	2.22	1101	.926	23-12-5
32	Cale Morris	1	19:43	1	3.04	7	.875	0-0-0
TM	EMPTY NET	21	9:42	4	-	0	.000	0-0-0
Total		40	2404:04	93	2.32	1108	.923	23-12-5
Opponents		40	2404:04	128	3.19	1182	.902	12-23-5

TEAM STATISTICS	ND	OPP
SHOT STATISTICS		
Goals-Shot attempts	128-1310	93-1201
Shot pct.	.098	.077
Goals/Game	3.2	2.3
Shots/Game	32.8	30.0
POWER PLAYS		
Goals-Power Plays	32-171	22-151
Conversion Percent	.187	.146
Shot Attempts	266	207
Shot Percent	.120	.106
GOAL BREAKDOWN		
Power Play	32	22
Short-handed	4	1
Empty net	6	4
Penalty	0	0
Unassisted	6	5
Overtime	1	1
PENALTIES		
Number	184	208
Minutes	422	489
Penalties/Game	4.6	5.2
Pen minutes/Game	10.6	12.2

Attendance Summary	ND	Opponent
Total	95476	53978
Dates/Avg Per Date	23/4151	13/4152
Neutral Site #/Avg	4/10385	

Goals by Period	1st	2nd	3rd	OT	Total
Notre Dame	29	45	53	1	128
Opponents	31	32	29	1	93

Saves by Period	1st	2nd	3rd	OT	Total
Notre Dame	355	378	362	13	1108
Opponents	382	439	351	10	1182

2017-18 COMBINED STATS

Date	Opponent	Score	Att.	Record:	Overall	Home	Away	Neutral
Oct 06	ALABAMA HUNTSVILLE	W 5-3	3885	ALL GAMES	2-1-1	2-1-1	0-0-0	0-0-0
Oct 07	ALABAMA HUNTSVILLE	W 4-0	3412	CONFERENCE	0-0-0	0-0-0	0-0-0	0-0-0
Oct 13	#1 DENVER	Tot 2-2	4478	NON-CONFERENCE	2-1-1	2-1-1	0-0-0	0-0-0
Oct 14	#1 DENVER	L 2-4	4075					

TEAM STATISTICS			ND	OPP	##	Player	gp	g	a	pts	sh	sh%	pen-min	pp	sh
SHOT STATISTICS					18	Jake Evans	4	3	5	8	13	.231	0-0	1	1
Goals-Shot attempts		13-133	9-144	15	Andrew Oglevie	4	3	3	6	15	.200	0-0	2	0	
Shot pct.		.098	.062	3	Jordan Gross	4	2	4	6	17	.118	2-4	1	0	
Goals/Game		3.2	2.2	27	Bobby Nardella	4	1	3	4	7	.143	3-6	1	0	
Shots/Game		33.2	36.0	26	Cam Morrison	4	1	2	3	7	.143	0-0	0	0	
POWER PLAYS					13	Colin Theisen	4	1	1	2	11	.091	0-0	0	0
Goals-Power Plays		5-13	2-14	5	Matt Hellickson	4	0	2	2	2	.000	0-0	0	0	
Conversion Percent		.385	.143	4	Dennis Gilbert	4	1	0	1	5	.200	1-2	0	0	
Shot Attempts		17	24	8	Matt Steeves	1	1	0	1	1	1.000	1-2	0	0	
Shot Percent		.294	.083	29	Bo Brauer	3	0	1	1	2	.000	0-0	0	0	
GOAL BREAKDOWN					14	Max Eisenmenger	4	0	1	1	2	.000	1-2	0	0
Power Play		5	2	20	Justin Wade	3	0	1	1	2	.000	3-6	0	0	
Short-handed		1	0	21	Joe Wegwerth	4	0	1	1	12	.000	0-0	0	0	
Empty net		1	1	11	Cal Burke	4	0	0	0	10	.000	0-0	0	0	
Penalty		0	0	9	Dawson Cook	2	0	0	0	3	.000	0-0	0	0	
Unassisted		0	0	6	Tory Dello	3	0	0	0	3	.000	1-2	0	0	
Overtime		0	0	12	Felix Holmberg	3	0	0	0	2	.000	0-0	0	0	
Shootout		0	0	28	Jack Jenkins	4	0	0	0	6	.000	0-0	0	0	
Delayed Penalty		0	0	19	Mike O'Leary	4	0	0	0	4	.000	1-2	0	0	
PENALTIES					22	Andrew Peeke	4	0	0	0	9	.000	1-2	0	0
Number		15	14	24	Luke Ripley	1	0	0	0	0	.000	0-0	0	0	
Minutes		30	28	TM	TEAM	1	0	0	0	0	.000	1-2	0	0	
Penalties/Game		3.8	3.5	Total		4	13	24	37	133	.098	15-30	5	1	
Pen minutes/Game		7.5	7.0	Opponents		4	9	17	26	144	.062	14-28	2	0	
SHOOTOUTS (Made-Att)		1-4	2-4												

##	Goalie	gp	min	ga	gaavg	saves	save%	w-l-t
1	Dylan St. Cyr	2	125:00	2	0.96	80	.976	1-0-1
32	Cale Morris	2	119:32	6	3.01	55	.902	1-1-0
TM	EMPTY NET	1	0:28	1	-	0	.000	0-0-0
	Total	4	245:00	9	2.20	135	.938	2-1-1
	Opponents	4	245:00	13	3.18	120	.902	1-2-1

Attendance Summary		ND	Opponent
Total		15850	0
Dates/Avg Per Date		4/3962	0/0
Neutral Site #/Avg		0/0	

Goals by Period	1st	2nd	3rd	Total
Notre Dame	2	5	6	13
Opponents	3	3	3	9

Saves by Period	1st	2nd	3rd	Total
Notre Dame	48	35	50	135
Opponents	37	36	40	120

2017-18 INDIVIDUAL STATS

Overall: 2-1-1 Conf: 0-0-0 Home: 2-1-1 Away: 0-0-0 Neut: 0-0-0

##	Player	gp	Shots					+-	Penalties				Goals								blk	
			g	a	pts	sh	sh%		pen-min	min	maj	oth	pp	sh	fg	gw	gt	ot	ht	pn		ua
18	Jake Evans	4	3	5	8	13	.231	+4	0-0	0	0	0	1	1	1	1	0	0	0	0	0	3
15	Andrew Oglevie	4	3	3	6	15	.200	0	0-0	0	0	0	2	0	1	1	1	0	0	0	0	0
3	Jordan Gross	4	2	4	6	17	.118	-1	2-4	2	0	0	1	0	0	0	0	0	0	0	0	2
27	Bobby Nardella	4	1	3	4	7	.143	-1	3-6	3	0	0	1	0	1	0	0	0	0	0	0	4
26	Cam Morrison	4	1	2	3	7	.143	0	0-0	0	0	0	0	0	0	0	0	0	0	0	0	1
13	Colin Theisen	4	1	1	2	11	.091	+1	0-0	0	0	0	0	0	0	0	0	0	0	0	0	5
5	Matt Hellickson	4	0	2	2	2	.000	+2	0-0	0	0	0	0	0	0	0	0	0	0	0	0	1
4	Dennis Gilbert	4	1	0	1	5	.200	0	1-2	1	0	0	0	0	0	0	0	0	0	0	0	5
8	Matt Steeves	1	1	0	1	1	1.000	+1	1-2	1	0	0	0	0	0	0	0	0	0	0	0	0
29	Bo Brauer	3	0	1	1	2	.000	+1	0-0	0	0	0	0	0	0	0	0	0	0	0	0	1
14	Max Eisenmenger	4	0	1	1	2	.000	+1	1-2	1	0	0	0	0	0	0	0	0	0	0	0	0
20	Justin Wade	3	0	1	1	2	.000	0	3-6	3	0	0	0	0	0	0	0	0	0	0	0	7
21	Joe Wegwerth	4	0	1	1	12	.000	0	0-0	0	0	0	0	0	0	0	0	0	0	0	0	2
11	Cal Burke	4	0	0	0	10	.000	-4	0-0	0	0	0	0	0	0	0	0	0	0	0	0	1
9	Dawson Cook	2	0	0	0	3	.000	0	0-0	0	0	0	0	0	0	0	0	0	0	0	0	0
6	Tory Dello	3	0	0	0	3	.000	-1	1-2	1	0	0	0	0	0	0	0	0	0	0	0	4
12	Felix Holmberg	3	0	0	0	2	.000	-1	0-0	0	0	0	0	0	0	0	0	0	0	0	0	0
28	Jack Jenkins	4	0	0	0	6	.000	-2	0-0	0	0	0	0	0	0	0	0	0	0	0	0	2
19	Mike O'Leary	4	0	0	0	4	.000	0	1-2	1	0	0	0	0	0	0	0	0	0	0	0	0
22	Andrew Peeke	4	0	0	0	9	.000	+3	1-2	1	0	0	0	0	0	0	0	0	0	0	0	12
24	Luke Ripley	1	0	0	0	0	.000	0	0-0	0	0	0	0	0	0	0	0	0	0	0	0	0
TM	TEAM	1	0	0	0	0	.000	0	1-2	1	0	0	0	0	0	0	0	0	0	0	0	4
	Total	4	13	24	37	133	.098	+3	15-30	15	0	0	5	1	3	2	1	0	0	0	0	54
	Opponents	4	9	17	26	144	.062	-	14-28	14	0	0	2	0	1	1	0	0	0	0	0	58

##	Goalie	gp-gs	Goal average			Saves		Record				Goals allowed				
			minutes	ga	avg	saves	pct	w	l	t	sho	pp	sh	en	pen	sog
1	Dylan St. Cyr	2-2	125:00	2	0.96	80	.976	1	0	1	1	1	0	0	0	0
32	Cale Morris	2-2	119:32	6	3.01	55	.902	1	1	0	0	1	0	0	0	0
TM	EMPTY NET	1-0	0:28	1	-	0	.000	0	0	0	0	0	0	1	0	0
	Total	4-0	245:00	9	2.20	135	.938	2	1	1	1	2	0	1	0	0
	Opponents	4-0	245:00	13	3.18	120	.902	1	2	1	0	5	1	1	0	0

2017-18 LEADERS

##	Points	GP	G	A	Pts	Sh
18	Jake Evans	4	3	5	8	13
15	Andrew Oglevie	4	3	3	6	15
3	Jordan Gross	4	2	4	6	17
27	Bobby Nardella	4	1	3	4	7
26	Cam Morrison	4	1	2	3	7
13	Colin Theisen	4	1	1	2	11
5	Matt Hellickson	4	0	2	2	2
4	Dennis Gilbert	4	1	0	1	5
8	Matt Steeves	1	1	0	1	1
29	Bo Brauer	3	0	1	1	2

##	Goals	GP	G	A	Pts	Sh
18	Jake Evans	4	3	5	8	13
15	Andrew Oglevie	4	3	3	6	15
3	Jordan Gross	4	2	4	6	17
27	Bobby Nardella	4	1	3	4	7
26	Cam Morrison	4	1	2	3	7
13	Colin Theisen	4	1	1	2	11
4	Dennis Gilbert	4	1	0	1	5
8	Matt Steeves	1	1	0	1	1

##	Power-Play Goals	GP	PPG
15	Andrew Oglevie	4	2

##	Short-Handed Goals	GP	SHG
18	Jake Evans	4	1

##	Game-Winning Goals	GP	GWG
18	Jake Evans	4	1
15	Andrew Oglevie	4	1

##	Plus/Minus	GP	+/-
18	Jake Evans	4	+4
22	Andrew Peeke	4	+3
5	Matt Hellickson	4	+2
13	Colin Theisen	4	+1
14	Max Eisenmenger	4	+1
8	Matt Steeves	1	+1
29	Bo Brauer	3	+1

##	Assists	GP	G	A	Pts	Sh
18	Jake Evans	4	3	5	8	13
3	Jordan Gross	4	2	4	6	17
15	Andrew Oglevie	4	3	3	6	15
27	Bobby Nardella	4	1	3	4	7
26	Cam Morrison	4	1	2	3	7
5	Matt Hellickson	4	0	2	2	2
13	Colin Theisen	4	1	1	2	11
29	Bo Brauer	3	0	1	1	2
14	Max Eisenmenger	4	0	1	1	2
20	Justin Wade	3	0	1	1	2

##	Shots	GP	G	A	Pts	Sh	Sh%
3	Jordan Gross	4	2	4	6	17	.118
15	Andrew Oglevie	4	3	3	6	15	.200
18	Jake Evans	4	3	5	8	13	.231
21	Joe Wegwerth	4	0	1	1	12	.000
13	Colin Theisen	4	1	1	2	11	.091
11	Cal Burke	4	0	0	0	10	.000
22	Andrew Peeke	4	0	0	0	9	.000
27	Bobby Nardella	4	1	3	4	7	.143
26	Cam Morrison	4	1	2	3	7	.143
28	Jack Jenkins	4	0	0	0	6	.000

##	Shot Pct.	GP	G	A	Pts	Sh	Sh%
8	Matt Steeves	1	1	0	1	1	1.000
18	Jake Evans	4	3	5	8	13	.231
4	Dennis Gilbert	4	1	0	1	5	.200
15	Andrew Oglevie	4	3	3	6	15	.200
27	Bobby Nardella	4	1	3	4	7	.143
26	Cam Morrison	4	1	2	3	7	.143
3	Jordan Gross	4	2	4	6	17	.118
13	Colin Theisen	4	1	1	2	11	.091
29	Bo Brauer	3	0	1	1	2	.000
14	Max Eisenmenger	4	0	1	1	2	.000

##	Penalties	GP	Pen	Min
27	Bobby Nardella	4	3	6
20	Justin Wade	3	3	6
3	Jordan Gross	4	2	4
6	Tory Dello	3	1	2
14	Max Eisenmenger	4	1	2
TM	TEAM	1	1	2
4	Dennis Gilbert	4	1	2
22	Andrew Peeke	4	1	2
8	Matt Steeves	1	1	2
19	Mike O'Leary	4	1	2

##	Penalty Minutes	GP	Pen	Min
27	Bobby Nardella	4	3	6
20	Justin Wade	3	3	6
3	Jordan Gross	4	2	4
22	Andrew Peeke	4	1	2
4	Dennis Gilbert	4	1	2
TM	TEAM	1	1	2
14	Max Eisenmenger	4	1	2
8	Matt Steeves	1	1	2
19	Mike O'Leary	4	1	2
6	Tory Dello	3	1	2



2017-18 RESULTS

Date	Opponent		Score	Shots	Overall	Conf	Time	Att.	Goalie of record
Oct 06	ALABAMA HUNTSVILLE	W	5-3	40/28	1-0-0	0-0-0	2:20	3885	Cale Morris
Oct 07	ALABAMA HUNTSVILLE	W	4-0	31/34	2-0-0	0-0-0	2:12	3412	Dylan St. Cyr
Oct 13	#1 DENVER	Tot	2-2	29/48	2-0-1	0-0-0	2:35	4478	Dylan St. Cyr
Oct 14	#1 DENVER	L	2-4	33/34	2-1-1	0-0-0	2:28	4075	Cale Morris

Team Record	W-L-T	Attendance	Dates	Total	Avg.
Overall:	2-1-1	Total:	4	15850	3962
Conference:	0-0-0	Home:	4	15850	3962
Home:	2-1-1	Away:	0	0	0
Away:	0-0-0	Neutral:	0	0	0
Neutral:	0-0-0				
Overtime:	0-0-1				

2017-18 G-A-P Game-by-Game

Opponent	Date	Score	1 CYR,DYLAN S	3 GROSS,JORD	4 GILBERT,DEN	5 HELLICKSON,	6 DELLO,TORY	8 STEEVES,MA	9 COOK,DAWS	11 BURKE,CAL	12 HOLMBERG,F	13 THEISEN,COL	14 EISENMENGE
UAH	Oct 06	5-3 W	DNP	0-3-3	1-0-1	0-1-1	0-0-0	DNP	0-0-0	0-0-0	0-0-0	1-0-1	0-1-1
UAH	Oct 07	4-0 W	0-0-0	1-0-1	0-0-0	0-1-1	DNP	1-0-1	0-0-0	0-0-0	DNP	0-1-1	0-0-0
DEN	Oct 13	2-2 t	0-0-0	0-1-1	0-0-0	0-0-0	0-0-0	DNP	DNP	0-0-0	0-0-0	0-0-0	0-0-0
DEN	Oct 14	2-4 L	DNP	1-0-1	0-0-0	0-0-0	0-0-0	DNP	DNP	0-0-0	0-0-0	0-0-0	0-0-0

Opponent	Date	Score	15 OGLEVIE,AND	18 EVANS,JAKE	19 O'LEARY,MIK	20 WADE,JUSTIN	21 WEGWERTH,J	22 PEEKE,ANDR	24 RIPLEY,LUKE	26 MORRISON,C	27 NARDELLA,B	28 JENKINS,JAC	29 BRAUER,BO
UAH	Oct 06	5-3 W	0-2-2	2-1-3	0-0-0	DNP	0-0-0	0-0-0	0-0-0	0-1-1	1-0-1	0-0-0	DNP
UAH	Oct 07	4-0 W	2-0-2	0-2-2	0-0-0	0-0-0	0-1-1	0-0-0	DNP	0-0-0	0-1-1	0-0-0	0-1-1
DEN	Oct 13	2-2 t	1-0-1	1-0-1	0-0-0	0-1-1	0-0-0	0-0-0	DNP	0-1-1	0-1-1	0-0-0	0-0-0
DEN	Oct 14	2-4 L	0-1-1	0-2-2	0-0-0	0-0-0	0-0-0	0-0-0	DNP	1-0-1	0-1-1	0-0-0	0-0-0

Opponent	Date	Score	32 MORRIS,CAL
UAH	Oct 06	5-3 W	0-0-0
UAH	Oct 07	4-0 W	DNP
DEN	Oct 13	2-2 t	DNP
DEN	Oct 14	2-4 L	0-0-0

1	ST. CYR	FR.	GOALTENDER
----------	----------------	------------	-------------------



Northville, Michigan
USNTDP (USHL)

Career Highs

Saves: 46 (vs. Denver 10/13/17)
Goals Against: 2 (vs. Denver 10/13/17)
Shutouts: 1 (vs. Alabama Huntsville 10/7/17)
Points: N/A

his first career start since Mike Johnson blanked Providence 2-0 on Oct. 16, 2009 at the Joyce Center (29 saves).
 • Started game one of the Denver series and made 46 saves as the Irish skated to a 2-2 overtime tie with the No. 1 ranked Pioneers.


As a Freshman

- Made his Irish debut against Alabama Huntsville (Oct. 7) and posted a shutout in his first career start (34 saves).
- St. Cyr became the first Irish goaltender to record a shutout in

ST. CYR'S CAREER STATS

Goalie	GP-GS	Minutes	GA	GAvg	Saves	Save%	W	L	T	Sho	PPG	SHG
2017-18	2-2	125:00	2	0.96	80	.976	1	0	1	1.0	1	0
TOTAL	2-2	125:00	2	0.96	80	.976	1	0	1	1.0	1	0

2	TONY BRETZMAN	SR.	DEFENSEMAN
----------	----------------------	------------	-------------------



Mendota Heights, Minnesota
Langley Rivermen (BCHL)

Career Highs


Goals: 1 (2x - vs. UConn 11/1/15)
Assists: 1 (2x - at UMass 12/3/16)
Points: 1 (4x - at UMass 12/3/16)
Multi-Point Games: N/A
Point Streak: N/A
Most Recent Goal: 11/1/15 (W, 8-2 at UConn)

As a Senior

BRETZMAN'S CAREER STATS

Season	GP	G	A	Points	Shots	Shot%	Pen-Min	+/-	PPG	SHG	GWG	Blk
2014-15	17	1	1	2	8	.125	3-6	-2	0	0	1	15
2015-16	8	1	0	1	5	.200	2-4	+2	0	0	0	13
2016-17	15	0	1	1	7	.000	1-2	-1	0	0	0	10
TOTAL	40	2	2	4	-	-	6-12	-1	0	0	1	38

3 JORDAN GROSS SR. DEFENSEMAN



Maple Grove, Minnesota
Green Bay Gamblers (USHL)

Career Highs

Goals: 2 (2x - vs. Northeastern 11/12/15)
 Assists: 3 (2x - vs. Alabama Huntsville 10/6/17)
 Points: 3 (3x - vs. Alabama Huntsville 10/6/17)
 Multi-Point Games: 22
 Point Streak: 9 games (Dec. 5, 2014 - Jan. 23, 2015; 3-8-11)
 Most Recent Goal: 10/14/17 (L, 4-2 vs. Denver)

Huntsville (Oct. 6) and followed by scoring a goal in the 4-0 win over the Chargers on Oct. 7 for a four-point weekend.

- Was named the Big Ten's Third Star of the Week (Oct. 10).
- Scored a game-tying, third period goal against No. 1 Denver in Notre Dame's 4-2 defeat (Oct. 14).
- That goal against the Pioneers was a power-play tally that was blasted through the back of the net and later called a goal after video review.

As a Senior

- Opened the season with a three assist game against Alabama

GROSS' CAREER STATS												
Season	GP	G	A	Points	Shots	Shot%	Pen-Min	+/-	PPG	SHG	GWG	Blk
2014-15	42	7	21	28	92	.076	7-14	+8	1	0	1	41
2015-16	37	9	22	31	113	.080	11-30	+15	2	0	1	40
2016-17	40	10	22	32	160	.062	6-12	+10	5	0	3	66
2017-18	4	2	4	6	17	.118	2-4	-1	1	0	0	2
TOTAL	123	28	69	97	382	.073	26-60	+32	9	0	5	149

4 DENNIS GILBERT JR. DEFENSEMAN



Buffalo, New York
Chicago Steel (USHL)

Career Highs

Goals: 1 (3x - vs. Alabama Huntsville 10/6/17)
 Assists: 2 (8x - vs. Providence 2/18/17)
 Points: 2 (9x - vs. Providence 2/18/17)
 Multi-Point Games: 9
 Point Streak: 5 games (Feb. 4 - Feb. 18, 2017; 0-9-9)
 Most Recent Goal: 10/6/17 (W, 5-3 vs. Alabama Huntsville)

Alabama Huntsville to tie the game at 3-3 (Oct. 6).

- That goal against the Chargers was his first since he netted the game winner in Notre Dame's 4-3 comeback win at Boston College during his freshman season (Dec. 10, 2015).

As a Junior

- Notched a goal in Notre Dame's 5-3 season-opening win over

GILBERT'S CAREER STATS												
Season	GP	G	A	Points	Shots	Shot%	Pen-Min	+/-	PPG	SHG	GWG	Blk
2015-16	37	2	8	10	54	.037	17-34	+5	1	0	1	70
2016-17	40	0	22	22	50	.000	11-22	+27	0	0	0	78
2017-18	4	1	0	1	5	.200	1-2	0	0	0	0	5
TOTAL	81	3	30	33	109	.028	29-58	+32	1	0	1	153

5	MATT HELLICKSON	FR.	DEFENSEMAN
----------	------------------------	------------	-------------------



Rogers, Minnesota
Sioix City Muskateers (USHL)

Career Highs

Goals: N/A
 Assists: 1 (vs. Alabama Huntsville 10/6/17)
 Points: 1 (vs. Alabama Huntsville 10/6/17)
 Multi-Point Games: N/A
 Point Streak: N/A
 Most Recent Goal: N/A

Alabama Huntsville (Oct. 6).

- Added an assist in Notre Dame's 4-0 game two win over the Chargers (Oct. 7).

As a Freshman

- Notched an assist in his first career game, a 5-3 win over

HELLICKSON'S CAREER STATS

Season	GP	G	A	Points	Shots	Shot%	Pen-Min	+/-	PPG	SHG	GWG	Blk
2017-18	4	0	2	2	2	.000	0-0	+2	0	0	0	1
TOTAL	4	0	2	2	2	.000	0-0	+2	0	0	0	1

6	TORY DELLO	SO.	DEFENSEMAN
----------	-------------------	------------	-------------------



Crystal Lake, Illinois
Tri-City Storm (USHL)

Career Highs

Goals: 1 (vs. UConn 10/27/16)
 Assists: 2 (vs. Holy Cross 11/25/16)
 Points: 2 (vs. Holy Cross 11/25/16)
 Multi-Point Games: 1
 Point Streak: 3 games (Feb. 17-24, 2017; 0-3-3)
 Most Recent Goal: 10/27/16 (L, 4-2 vs. UConn)

As a Sophomore

DELLO'S CAREER STATS

Season	GP	G	A	Points	Shots	Shot%	Pen-Min	+/-	PPG	SHG	GWG	Blk
2016-17	39	1	11	12	80	.013	23-65	+5	0	0	0	60
2017-18	3	0	0	0	3	.000	1-2	-1	0	0	0	4
TOTAL	42	1	11	12	83	.012	24-67	+4	0	0	0	64

8	MATT STEEVES	FR.	FORWARD
----------	---------------------	------------	----------------



Bedford, New Hampshire
Muskegon Lumberjacks (USHL)

Career Highs

Goals: 1 (vs. Alabama Huntsville 10/7/17)
 Assists: N/A
 Points: 1 (vs. Alabama Huntsville 10/7/17)
 Multi-Point Games: N/A
 Point Streak: N/A
 Most Recent Goal: 10/7/17 (W, 4-0 vs. Alabama Huntsville)

Huntsville, which was his first career game (Oct. 7).

- That goal came on Steeves' first shot on goal in an Irish uniform.

As a Freshman

- Notched a goal in Notre Dame's 4-0 win over Alabama

STEEVES' CAREER STATS

Season	GP	G	A	Points	Shots	Shot%	Pen-Min	+/-	PPG	SHG	GWG	Blk
2017-18	1	1	0	1	1	1.000	1-2	+1	0	0	0	-
TOTAL	1	1	0	1	1	1.000	1-2	+1	0	0	0	-

9	DAWSON COOK	SR	FORWARD
----------	--------------------	-----------	----------------



Cadillac, Michigan
Green Bay Gamblers (USHL)

Career Highs

Goals: 1 (5x - vs. UMass Lowell 11/18/16)
 Assists: 1 (6x - at Maine 2/11/17)
 Points: 1 (11x - at Maine 2/11/17)
 Multi-Point Games: N/A
 Point Streak: 2 games (Nov. 28 - Dec. 4, 2015)
 Most Recent Goal: 11/18/16 (W, 4-1 vs. UMass Lowell)

As a Senior

COOK'S CAREER STATS

Season	GP	G	A	Points	Shots	Shot%	Pen-Min	+/-	PPG	SHG	GWG	Blk
2014-15	35	1	1	2	11	.091	4-8	-6	0	0	0	9
2015-16	32	3	1	4	16	.188	2-4	-2	0	0	1	7
2016-17	39	1	5	6	39	.026	4-8	0	0	0	0	16
2017-18	2	0	0	0	3	.000	0-0	0	0	0	0	-
TOTAL	108	5	7	12	69	.072	10-20	-8	0	0	1	32

11	CAL BURKE	SO	FORWARD
-----------	------------------	-----------	----------------



Boxborough, Massachusetts
Cedar Rapids RoughRiders (USHL)

Career Highs

Goals: 1 (3x - vs. Providence 2/17/17)
 Assists: 2 (vs. UMass Lowell 11/18/16)
 Points: 2 (vs. UMass Lowell 11/18/16)
 Multi-Point Games: 1
 Point Streak: 5 games (Feb. 3 - present)
 Most Recent Goal: 2/17/17 (W, 4-1 vs. Providence)

As a Sophomore

BURKE'S CAREER STATS												
Season	GP	G	A	Points	Shots	Shot%	Pen-Min	+/-	PPG	SHG	GWG	Blk
2016-17	35	3	8	11	69	.043	4-8	+3	0	0	1	10
2017-18	4	0	0	0	10	.000	0-0	-4	0	0	0	1
TOTAL	39	3	8	11	79	.038	4-8	-1	0	0	1	11

12	FELIX HOLMBERG	SO	FORWARD
-----------	-----------------------	-----------	----------------



Stockholm, Sweden
AIK J20 (SuperElit)

Career Highs

Goals: 1 (at Boston College 1/28/17)
 Assists: N/A
 Points: 1 (at Boston College 1/28/17)
 Multi-Point Games: N/A
 Point Streak: N/A
 Most Recent Goal: 1/28/17 (L, 6-4 at Boston College)

As a Sophomore

HOLMBERG'S CAREER STATS												
Season	GP	G	A	Points	Shots	Shot%	Pen-Min	+/-	PPG	SHG	GWG	Blk
2016-17	18	1	0	1	8	.125	1-2	-1	0	0	0	4
2017-18	3	0	0	0	2	.000	0-0	-1	0	0	0	-
TOTAL	21	1	0	1	10	.100	1-2	-2	0	0	0	4

13	COLIN THEISEN	FR.	FORWARD
-----------	----------------------	------------	----------------



Monroe, Michigan
Dubuque Fighting Saints (USHL)

Career Highs

Goals: 1 (vs. Alabama Huntsville 10/6/17)
 Assists: 1 (vs. Alabama Huntsville 10/7/17)
 Points: 1 (2x - vs. Alabama Huntsville 10/7/17)
 Multi-Point Games: N/A
 Point Streak: 2 games (Oct. 6-7, 2017; 1-1-2)
 Most Recent Goal: 10/6/17 (W, 5-3 vs. Alabama Huntsville)

- season-opening win over Alabama Huntsville (Oct. 6).
 • Notched his first career assist in Notre Dame's game two, 4-0 win over the Chargers (Oct. 7).

As a Freshman

- Scored a goal in his first career game, Notre Dame's 5-3

THEISEN'S CAREER STATS

Season	GP	G	A	Points	Shots	Shot%	Pen-Min	+/-	PPG	SHG	GWG	Blk
2017-18	4	1	1	2	11	.091	0-0	+1	0	0	0	5
TOTAL	4	1	1	2	11	.091	0-0	+1	0	0	0	5

14	MAX EISENMENGER	FR.	FORWARD
-----------	------------------------	------------	----------------



Münster, Germany
Djurgårdens IF J20 (SuperElit)

Career Highs

Goals: N/A
 Assists: 1 (vs. Alabama Huntsville 10/6/17)
 Points: 1 (vs. Alabama Huntsville 10/6/17)
 Multi-Point Games: N/A
 Point Streak: N/A
 Most Recent Goal: N/A

Alabama Huntsville 5-3 (Oct. 6).

As a Freshman

- Notched an assist in his first career game as Notre Dame beat

EISENMENGER'S CAREER STATS

Season	GP	G	A	Points	Shots	Shot%	Pen-Min	+/-	PPG	SHG	GWG	Blk
2017-18	4	0	1	1	2	.000	1-2	+1	0	0	0	-
TOTAL	4	0	1	1	2	.000	1-2	+1	0	0	0	-

15 ANDREW OGLEVIE JR FORWARD



Fullerton, California
Cedar Rapids RoughRiders (USHL)

Career Highs

Goals: 2 (2x - at Boston College 1/28/17)
Assists: 3 (vs. Providence 3/11/17)
Points: 3 (4x - vs. Providence 3/11/17)
Multi-Point Games: 11
Point Streak: 11 games (Jan. 7 - Feb. 17, 2017; 9-5-14)
Most Recent Goal: 10/13/17 (T, 2-2 vs. Denver)

- over Alabama Huntsville (Oct. 6).
- Scored a pair of goals, each with less than one second remaining on the clock (to end the first and second periods) in Notre Dame's 4-0 win over Alabama Huntsville (Oct. 7).
- Scored the third period, game-tying goal against Denver in Notre Dame's 2-2 tie with the No.1 ranked Pioneers.

As a Junior

- Had a pair of assists in Notre Dame's season-opening 5-3 win

OGLEVIE'S CAREER STATS

Season	GP	G	A	Points	Shots	Shot%	Pen-Min	+/-	PPG	SHG	GWG	Blk
2015-16	31	5	4	9	59	.085	4-8	+9	0	0	2	6
2016-17	40	21	20	41	127	.165	5-10	+18	5	1	3	8
2017-18	4	3	3	6	15	.200	0-0	0	2	0	1	-
TOTAL	75	29	27	56	201	.144	9-18	+27	7	1	6	14

17 PIERCE CRAWFORD FR FORWARD



Park Ridge, Illinois
Youngstown Phantoms (USHL)

Career Highs

Goals: N/A
Assists: N/A
Points: N/A
Multi-Point Games: N/A
Point Streak: N/A

and remains out with an upper body injury.

As a Freshman

- Injured in the exhibition game against the USNTDP (Oct. 1)

CRAWFORD'S CAREER STATS

18 JAKE EVANS SR. FORWARD



Toronto, Ontario
St. Michael's Buzzers (OJHL)

Career Highs

Goals: 2 (4x - vs. Alabama Huntsville 10/6/17))
 Assists: 3 (2x - vs. Minnesota 11/6/15)
 Points: 3 (6x - vs. Alabama Huntsville 10/6/17))
 Multi-Point Games: 24
 Point Streak: 7 games (Dec. 2, 2016 - Jan. 7, 2017; 4-4-8)
 Most Recent Goal: 10/13/17 (T, 2-2 vs. Denver)

As a Senior

- Had two goals, including the game winner and the empty

- net shorthanded tally, and an assist in Notre Dame's 5-3 win against Alabama Huntsville to open the season (Oct. 6).
- Added a pair of assists in Notre Dame's 4-0 win in game two against the Chargers (Oct. 7) for a five-point weekend.
- Was named the Big Ten Conference's Second Star (Oct. 10).
- Had a three-point weekend against No. 1 Denver with a goal and two assists (Oct. 13-14) to reach the 100-career points milestone.
- Evans became the 52nd player in program history to notch at least 100-career points.

EVANS' CAREER STATS

Season	GP	G	A	Points	Shots	Shot%	Pen-Min	+/-	PPG	SHG	GWG	Blk
2014-15	41	7	10	17	63	.111	11-22	+4	1	0	1	10
2015-16	37	8	25	33	55	.145	9-29	+15	4	0	1	26
2016-17	40	13	29	42	110	.118	18-47	+11	1	1	0	27
2017-18	4	3	5	8	13	.231	0-0	+4	1	1	1	3
TOTAL	122	31	69	100	241	.129	38-98	+34	7	2	3	66

19 MIKE O'LEARY SO. FORWARD



Halifax, Nova Scotia
Dubuque Fighting Saints (USHL)

Career Highs

Goals: 1 (2x - at Boston University 2/25/17)
 Assists: 1 (2x - at Boston University 2/24/17)
 Points: 1 (4x - at Boston University 2/25/17)
 Multi-Point Games: N/A
 Point Streak: 2 games (2x - Feb. 24-25, 2017 ; 1-1-2)
 Most Recent Goal: 2/25/17 (L, 4-1 at Boston University)

As a Sophomore

O'LEARY'S CAREER STATS

Season	GP	G	A	Points	Shots	Shot%	Pen-Min	+/-	PPG	SHG	GWG	Blk
2016-17	37	2	2	4	22	.091	16-40	+1	0	0	0	7
2017-18	4	0	0	0	4	.000	1-2	0	0	0	0	-
TOTAL	41	2	2	4	26	.077	17-42	+1	0	0	0	7

20 JUSTIN WADE SR. DEFENSESMAN



Aurora, Illinois
Cedar Rapids RoughRiders (USHL)

Career Highs

Goals: 1 (2x - vs. UMD 10/23/15)
 Assists: 1 (13x - vs. Denver 10/13/17)
 Points: 1 (15x - vs. Denver 10/13/17)
 Multi-point games: n/a
 Point Streak: n/a
 Most Recent Goal: 10/23/15 (T, 3-3 ot vs. Minnesota Duluth)

overtime tie versus No. 1 Denver (Oct. 13).

As A Senior

• Notched his first point of the season with an assist in the 2-2

WADE'S CAREER STATS

Season	GP	G	A	Points	Shots	Shot%	Pen-Min	+/-	PPG	SHG	GWG	Blk
2013-14	6	0	0	0	-	-	0-0	-1	0	0	0	-
2014-15	41	1	6	7	21	.048	12-38	+7	0	0	0	49
2015-16	34	1	6	7	31	.032	11-22	+5	0	1	0	56
2017-18	3	0	1	1	2	.000	3-6	0	0	0	0	7
TOTAL	84	2	13	15	-	-	26-66	+11	0	1	0	112

21 JOE WEGWERTH JR FORWARD



Brewster, New York
Cedar Rapids RoughRider (USHL)

Career Highs

Goals: 2 (vs. Pen State 10/22/16)
 Assists: 1 (7x - vs. Alaska 1/11/17)
 Points: 2 (vs. Penn State 10/22/16)
 Multi-Point Games: 1
 Point Streak: 2 games (Nov. 28 - Dec. 4, 2015)
 Most Recent Goal: 3/10/17 (W, 5-0 vs. Providence)

As a Junior

WEGWERTH'S CAREER STATS

Season	GP	G	A	Points	Shots	Shot%	Pen-Min	+/-	PPG	SHG	GWG	Blk
2015-16	30	1	3	4	29	.034	9-18	-4	0	0	0	4
2016-17	33	7	4	11	52	.135	7-14	+2	3	0	0	5
2017-18	4	0	1	1	12	.000	0-0	0	0	0	0	2
TOTAL	67	8	8	16	93	.086	16-32	-2	3	0	0	11

22	ANDREW PEEKE	SO.	DEFENSEMAN
-----------	---------------------	------------	-------------------



Parkland, Florida
Green Bay Gamblers (USHL)

Career Highs

Goals: 1 (at Northeastern 11/12/16)
 Assists: 2 (2x - vs. Vermont 2/3/17)
 Points: 2 (4x - vs. Vermont 2/3/17)
 Multi-Point Games: 4
 Point Streak: 3 games (Jan. 1 - Jan. 7, 2017)
 Most Recent Goal: 1/21/17 (W, 3-0 vs. New Hampshire)


As a Sophomore

.

PEEKE'S CAREER STATS

2016-17	40	4	10	14	56	.071	8-16	+9	0	0	1	95
2017-18	4	0	0	0	9	.000	1-2	+3	0	0	0	12
TOTAL	44	4	10	14	65	.062	9-18	+12	0	0	1	107

23	LUKE NOVAK	SO	FORWARD
-----------	-------------------	-----------	----------------



Waukesha, Wisconsin
New Jersey Hitmen (USPHL)

Career Highs

Goals: N/A
 Assists: N/A
 Points: N/A
 Multi-Point Games: N/A
 Point Streak: N/A

As a Sophomore

.

NOVAK'S CAREER STATS

24 LUKE RIPLEY SR. DEFENSEMAN



Kitimat, British Columbia
Powell River Kingsg (BCHL)

Career Highs

Goals: 1 (3x - vs. Northeastern 3/12/16)
Assists: 1 (12x - at Providence 2/19/16)
Points: 1 (15x - vs. Northeastern 3/12/16)
Multi-Point Games: N/A
Point Streak: 3 games (Jan. 31 - Feb. 7, 2015; 0-3-3)
Most Recent Goal: 3/12/16 (L, 6-4 vs. Northeastern)

As a Senior

RIPLEY'S CAREER STATS

Season	GP	G	A	Points	Shots	Shot%	Pen-Min	+/-	PPG	SHG	GWG	Blk
2014-15	42	2	6	8	32	.062	15-30	+4	0	0	1	71
2015-16	37	1	6	7	40	.025	18-47	+12	0	0	0	56
2016-17	38	0	0	0	26	.000	20-40	-4	0	0	0	36
2017-18	1	0	0	0	-	-	0-0	0	0	0	0	-
TOTAL	118	3	12	15	-	-	53-117	+12	0	0	1	163

25 DYLAN MALMQUIST JR. FORWARD



Edina, Minnesota
Edina High School

Career Highs

Goals: 2 (4x - vs. Providence 3/11/17)
Assists: 2 (4x - vs. Alaska 1/1/17)
Points: 3 (3x - at Minnesota Duluth 10/15/16)
Multi-Point Games: 8
Point Streak: 2 games (6x - March 25-26, 2017)
Most Recent Goal: 3/11/17 (W, 5-2 vs. Providence)

lower body injury.

As a Junior

- Missed the Alabama Huntsville and Denver series with a

MALMQUIST'S CAREER STATS

Season	GP	G	A	Points	Shots	Shot%	Pen-Min	+/-	PPG	SHG	GWG	Blk
2015-16	36	11	6	17	59	.186	7-25	+9	2	0	2	7
2016-17	40	10	14	24	68	.147	10-20	+6	3	0	3	3
TOTAL	76	21	20	41	-	-	17-45	+15	5	0	5	10

26 CAM MORRISON **SO** **FORWARD**



Aurora, Ontario
Youngstown Phantoms (USHL)

Career Highs

Goals: 2 (vs. UMass Lowell 3/26/17)
Assists: 2 (vs. Arizona State 10/7/16)
Points: 2 (6x - vs. UMass Lowell 3/26/17)
Multi-Point Games: 6
Point Streak: 3 games (Dec. 3-31, 2016; 1-3-4)
Most Recent Goal: 10/14/17 (L, 4-2 vs. Denver)

Dame's 4-2 loss to No. 1 Denver (Oct. 14).

As a Sophomore

- Scored his first goal of the season in the third period of Notre

MORRISON'S CAREER STATS

Season	GP	G	A	Points	Shots	Shot%	Pen-Min	+/-	PPG	SHG	GWG	Blk
2016-17	40	12	12	24	83	.145	6-12	+5	5	0	1	8
2017-18	4	1	2	3	7	.143	0-0	0	0	0	0	1
TOTAL	44	13	14	27	90	.144	6-12	+5	5	0	1	9

27 BOBBY NARDELLA **JR** **DEFENSEMAN**



Rosemont, Illinois
Tri-City Storm (USHL)

Career Highs

Goals: 2 (vs. Arizona State 10/7/16)
Assists: 2 (5x - at Maine 2/11/17)
Points: 3 ((3x - at UMass 12/2/16)
Multi-Point Games: 8
Point Streak: 6 games (Jan 2-23, 2017; 2-10-12)
Most Recent Goal: 10/6/17 (W, 5-3 vs. Alabama Huntsville)

win over Alabama Huntsville (Oct. 6) and then added an assist in the 4-0 game two win over the Chargers for a two-point weekend.

As a Junior

- Scored a power-play goal in Notre Dame's season-opening

NARDELLA'S CAREER STATS

Season	GP	G	A	Points	Shots	Shot%	Pen-Min	+/-	PPG	SHG	GWG	Blk
2015-16	35	4	20	24	69	.058	9-18	+9	1	0	1	20
2016-17	34	7	14	21	84	.083	9-26	+5	4	0	1	34
2017-18	4	1	3	4	7	.143	3-6	-1	1	0	0	4
TOTAL	73	12	37	49	160	.075	21-50	+13	6	0	2	58

28 JACK JENKINS JR FORWARD



Lake Bluff, Illinois
 Fargo Force (USHL)

Career Highs

Goals: 1 (9x - vs. UMass Lowell 3/17/17)
 Assists: 1 (6x - vs. Providence 3/10/17)
 Points: 2 (vs. Providence 3/10/17)
 Multi-Point Games: 1
 Point Streak: 3 games (March 10-26, 2017)
 Most Recent Goal: 3/17/17 (L, 5-1 vs. UMass Lowell @ TD Garden)

As a Junior

JENKINS' CAREER STATS

Season	GP	G	A	Points	Shots	Shot%	Pen-Min	+/-	PPG	SHG	GWG	Blk
2015-16	28	2	2	4	28	.071	1-2	-1	0	0	1	9
2016-17	36	7	5	12	88	.080	2-4	+1	0	0	2	24
2017-18	4	0	0	0	6	.000	0-0	-2	0	0	0	2
TOTAL	68	9	7	16	122	.074	3-6	-2	0	0	3	35

29 BO BRAUER SR FORWARD



Edina, Minnesota
 Naniamo Clippers (BCHL)

Career Highs

Goals: 2 (vs. Arizona State 10/7/16)
 Assists: 2 (vs. Providence 3/10/17)
 Points: 2 (vs. Providence 3/10/17)
 Multi-Point Games: 2
 Point Streak: N/A
 Most Recent Goal: 2/23/17 (T, 4-4 ot vs. Vermont)

Huntsville (Oct. 7), which was his first game of the season.

As a Senior

- Notched an assist in Notre Dame's 4-0 win over Alabama

BRAUER'S CAREER STATS

Season	GP	G	A	Points	Shots	Shot%	Pen-Min	+/-	PPG	SHG	GWG	Blk
2014-15	2	0	0	0	1	.000	1-2	0	0	0	0	-
2015-16	1	0	0	0	-	-	0-0	0	0	0	0	-
2016-17	26	3	2	5	12	.250	3-14	+3	1	0	0	1
2017-18	3	0	1	1	2	.000	0-0	+1	0	0	0	1
TOTAL	32	3	3	6	-	-	4-16	+4	1	0	0	2

32 CALE MORRIS SO GOALTENDER



Larkspur, Colorado
Waterloo Black Hawks (USHL)

Career Highs

Saves: 30 (vs. Denver 10/14/17)
Goals Against: 3 (2x - vs. Denver 10/14/17)
Shutouts: N/A


As a Sophomore

- Made 25 saves against Alabama Huntsville to earn the win in his first career start (Oct. 6).
- Made a career-high 30 saves in Notre Dame's 4-2 loss to Denver (last DU goal was an ENG).

MORRIS'S CAREER STATS

Goalie	GP-GS	Minutes	GA	GAAvg	Saves	Save%	W	L	T	Sho	PPG	SHG
2016-17	1-0	19:43	1	3.04	7	.875	0	0	0	0.0	0	0
2017-18	2-2	119:32	6	3.01	55	.902	1	1	0	0.0	1	0
TOTAL	3-2	139:15	7	3.02	62	.899	1	1	0	0.0	1	0

33 NICK SANFORD FR. GOALTENDER



Morristown, New Jersey
Boston Jr. Bruins (USPHL)

Career Highs

Goals: N/A
Assists: N/A
Points: N/A
Multi-Point Games: N/A
Point Streak: N/A

In the USPHL

Played in 40 games for the Jr. Bruins, recording a 16-8-0 record to go along with finishing the season with a 2.31 goals against average and a .924 save percentage.

Posted three shutouts on the season.

His 16 wins tied for third in the league, while his .924 save percentage ranked sixth and his three shutouts tied for first.

Earned USPHL Goaltender of the Week honors on December 5, 2016.

SANFORD'S CAREER STATS



Hockey Game Box Score (Final)
Alabama Huntsville vs #8 Notre Dame (Oct 06, 2017 at Notre Dame, Ind.)

Alabama Huntsville (0-1-0) vs. Notre Dame (1-0-0)
Date: Oct 06, 2017 • Location: Notre Dame, Ind. • Arena: Compton Family Arena
Attendance: 3885 • Start time: 7:35 PM • End time: 9:55 PM • Total time: 2:20

Table with columns: Prd, Time, Team, Scored by, Assists, Vis. on ice, Home on ice, Goals by Period. Rows include game events from 1st to 3rd periods.

TEAM SUMMARY

Summary table for Alabama Huntsville and Notre Dame, including goals, assists, penalties, and goaltender statistics.

GOALTENDERS

Goaltender statistics for Alabama Huntsville and Notre Dame.

PENALTY SUMMARY

Penalty summary table for Alabama Huntsville and Notre Dame.

Win-Cale Morris (1-0-0). Loss-Jordan Uhelski (0-1-0).

Hockey Game Box Score (Final)
Alabama Huntsville vs #8 Notre Dame (Oct 07, 2017 at Notre Dame, Ind.)

Alabama Huntsville (0-2-0) vs. Notre Dame (2-0-0)
Date: Oct 07, 2017 • Location: Notre Dame, Ind. • Arena: Compton Ice Arena
Attendance: 3412 • Start time: 7:05 PM • End time: 9:17 PM • Total time: 2:12

Table with columns: Prd, Time, Team, Scored by, Assists, Vis. on ice, Home on ice, Goals by Period. Rows include game events from 1st to 3rd periods.

TEAM SUMMARY

Summary table for Alabama Huntsville and Notre Dame, including goals, assists, penalties, and goaltender statistics.

GOALTENDERS

Goaltender statistics for Alabama Huntsville and Notre Dame.

PENALTY SUMMARY

Penalty summary table for Alabama Huntsville and Notre Dame.

Win-Dylan St. Cyr (1-0-0). Loss-Mark Sinclair (0-1-0).

Referee's signature

Hockey Game Box Score (Final)
#1 Denver vs #4 Notre Dame (Oct 13, 2017 at Notre Dame, Ind.)

Denver (0-0-1) vs. Notre Dame (2-0-1)
Date: Oct 13, 2017 • Location: Notre Dame, Ind. • Arena: Compton Family Arena
Attendance: 4478 • Start time: 7:05 • End time: 9:40 pm • Total time: 2:35

Table with columns: Prd, Time, Team, Scored by, Assists, Vis. on ice, Home on ice, Goals by Period. Rows include game events from 1st to 3rd periods.

TEAM SUMMARY

Summary table for Denver and Notre Dame, including goals, assists, penalties, and goaltender statistics.

GOALTENDERS

Goaltender statistics for Denver and Notre Dame.

PENALTY SUMMARY

Penalty summary table for Denver and Notre Dame.

Denver-Tanner Jaiellet (0-0-1). Notre Dame-Dylan St. Cyr (1-0-1).

Denver wins shootout 2-1 (4 rounds).

Referee's signature

Hockey Game Box Score (Final)
#1 Denver vs #4 Notre Dame (Oct 14, 2017 at Notre Dame, Ind.)

Denver (1-0-1) vs. Notre Dame (2-1-1)
Date: Oct 14, 2017 • Location: Notre Dame, Ind. • Arena: Compton Family Arena
Attendance: 4075 • Start time: 6:05 PM • End time: 8:33 PM • Total time: 2:28

Table with columns: Prd, Time, Team, Scored by, Assists, Vis. on ice, Home on ice, Goals by Period. Rows include game events from 1st to 3rd periods.

TEAM SUMMARY

Summary table for Denver and Notre Dame, including goals, assists, penalties, and goaltender statistics.

GOALTENDERS

Goaltender statistics for Denver and Notre Dame.

Penalty summary table for Denver and Notre Dame.

Win-Tanner Jaiellet (1-0-1). Loss-Cale Morris (1-1-0).