



2016-17 NOTRE DAME HOCKEY GAME NOTES

Fighting Irish Media ▶ Dan Colleran ▶ dcollera@nd.edu ▶ 574-339-9810 (c) ▶ UND.com/NDHockey

2016-17 SCHEDULE

OCTOBER

2	USNTDP (Exhibition)	W, 5-1
7	Arizona State [CSN+]	W, 9-2
8	Arizona State	W, 4-2
14	at #4/4 Minnesota Duluth [FCS]	L, 4-3
15	at #4/4 Minnesota Duluth	W, 3-1
21	Penn State [CSN+]	T, 3-3 (ot)
22	Penn State [NBCSN]	L, 3-2 (ot)
27	Connecticut * [CSN]	L, 4-2
28	Connecticut *	W, 6-2

NOVEMBER

12	at Northeastern *	W, 5-2
13	at Northeastern *	T, 0-0
17	#5/6 UMass Lowell *	L, 4-1
18	#5/6 UMass Lowell *	W, 4-1
25	Holy Cross \$	W, 5-3
26	Clarkson \$	L, 2-0

DECEMBER

2	at Massachusetts * [ASN]	L, 5-4
3	at Massachusetts *	W, 3-0
10	#3/4 Boston College * [NBCSN]	W, 3-2
31	Alaska	W, 5-0

JANUARY

1	Alaska	W, 4-0
6	Michigan Tech [NBCSN]	W, 3-1
7	Michigan Tech [NBCSN]	L, 4-2
13	at Merrimack *	7:00 p.m.
14	at Merrimack *	6:00 p.m.
20	New Hampshire *	7:35 p.m.
21	New Hampshire *	7:05 p.m.
28	at Boston College *	7:05 p.m.

FEBRUARY

3	Vermont * [NBCSN]	7:35 p.m.
4	Vermont * [NBCSN]	6:35 p.m.
10	vs. Maine * ^	7:05 p.m.
11	at Maine *	7:05 p.m.
17	Providence * [NBCSN]	7:35 p.m.
18	Providence * [NBCSN]	7:05 p.m.
24	at Boston University *	6:05 p.m.
25	at Boston University *	7:05 p.m.

MARCH

3-5	Hockey East First Round &	TBA
10-12	Hockey East Quarterfinals &	TBA
17	Hockey East Semifinals %	TBA
18	Hockey East Championship %	TBA
24	NCAA Regional @	TBA
25	NCAA Regional @	TBA
26	NCAA Regional @	TBA

APRIL

6	NCAA Frozen Four #	TBA
8	NCAA Frozen Four #	TBA

Home Games in bold

All times are subject to change and listed in EST [denotes television coverage] | additional coverage TBA

* - denotes a Hockey East game

\$ - Shillelagh Tournament (at Notre Dame, Ind.)

^ - Cross Insurance Arena (Portland, Maine)

& - Campus sites

% - TD Garden (Boston, Mass.)

@ - 2017 NCAA Regionals

East Regional [Providence, R.I.]

West Regional [Fargo, N.D.]

Midwest Regional [Cincinnati, Ohio]

Northeast Regional [Manchester, N.H.]

- 2017 NCAA Frozen Four hosted by the University of Notre Dame and the Chicago Sports Commission [United Center | Chicago, Ill.]

GAMES 22 & 23



#13/13 University of Notre Dame Fighting Irish

(12-7-2, 5-3-1 HEA)



Merrimack College Warriors

(7-10-3, 1-4-3 HEA)

GAMES 22 & 23

Matchup: Notre Dame at Merrimack

Date: Friday, Jan. 13 | Saturday, Jan. 14

Time: 7:00 p.m. (ET) | 6:00 p.m. (ET)

Site: North Andover, Massachusetts

Arena: Lawler Arena (2,549)

Television: None

Live Streaming: merrimackathletics.tv

Live Radio | Audio: WZOC 94.3 FM | WatchND

Play-by-Play: Darin Pritchett

Live Stats: HockeyEastonline.com

Live Updates: @NDHockey

Series History: ND leads, 7-4-1 (12 games)

OVERVIEW

▶ The 13th-ranked Fighting Irish return to Hockey East play this weekend with a two-game series at Merrimack.

▶ The Irish are currently tied for fifth in the Hockey East standings (11 points), while Merrimack is tied for eighth (5 points).

▶ Notre Dame will now play 13 league games to close out the regular season.

▶ Last season, the Irish swept Merrimack in a home series, winning game one, 7-2 (Jan. 15), and game two, 5-1 (Jan. 16).

▶ Junior goaltender Cal Petersen ranks 10th in

What's Inside

University Information & Quick Facts	2
Notes	1-5
Series History	2
National Polls & Notre Dame in the Polls	4
2016-17 Honors & Awards	4
Roster by Major/School	5
Notre Dame Roster & Coaching Staff	6
Geographic Breakdown	6
Head Coach Jeff Jackson	7
The Last Time ...	8
Notre Dame's Record When ...	8
2016-17 Stats	9-14
2016-17 Individual Game-by-Game	15
2016-17 Box Scores	16-21
Individual Player Pages/Career Highs	22-34
Cal Petersen Notes/In The ND Records Book	35-36

the country with a 2.06 goals against average, while his .922 save percentage ranks 13th.

▶ Petersen is also tied for the national lead with four shutouts on the season.

▶ At .566, the Irish head into the weekend leading the country in faceoff winning percentage (689W-529L).

100

Junior **Jake Evans (99 GP)** is expected to skate in his 100th career game this weekend against the Warriors. Evans currently ranks second in Hockey East with a .633 faceoff winning% (280W - 162L).

71

Junior goaltender **Cal Petersen** has started 71 consecutive games in the Irish net dating back to his freshman season. He has played 97.9% of the available minutes in Notre Dame's goal this season.

33

Junior forward **Anders Bjork** has 33 points this season on 14 goals and 19 assists. His 33 points are tied for third in Hockey East and tied for sixth in the country.



NDHockey



ND_Hockey



NotreDameHockey



NotreDameHockey

UNIVERSITY INFORMATION

School: University of Notre Dame
 Location: Notre Dame, IN 46556
 Founded: 1842
 Enrollment: 8,475 (undergraduate), 12,126 (total)
 Nickname: Fighting Irish
 Colors: Gold and Blue
 Affiliation: NCAA Division I
 Conference: Hockey East Association (HEA)
 President: Rev. John I. Jenkins, C.S.C. (Notre Dame '76)
 Provost: Thomas Burish
 NCAA Faculty Representative: Patricia Bellia (Harvard '91)
 Athletics Director: Jack Swarbrick (Notre Dame '76)
 Sr. Assoc. Athletic Director/Sport Administrator: Tom Nevala (Notre Dame '90)
 Ticket Office Phone: (574) 631-7356
 Home Ice (capacity): Compton Family Ice Arena (5,022)
 Charles "Lefty" Smith Rink
 Ice Surface: 200 x 90

HOCKEY STAFF INFORMATION

Head Coach: Jeff Jackson (Michigan State '78)
 Record at Notre Dame: 256-161-50 (12th season)
 Record Overall 438-213-75 (18th season)
 Hockey East Record/Years: 38-23-11 (fourth season)
 Associate Head Coach: Paul Pooley (Ohio State '84)
 Associate Coach: Andy Slaggert (Notre Dame '89)
 Volunteer Assistant Coach: Kevin Lind (Notre Dame '14)
 Coordinator of Hockey Operations: Nick Siergiej (Wisconsin-River Falls '06)
 Athletic Trainer: Kevin Ricks
 Equipment Specialist: Scott Eastman
 Strength and Conditioning: Tony Rolinski
 Senior Team Managers: Taek Lee, Meghan Thompson, Amelia Legault-Laroche
 Administrative Assistant: Sue Halasz
 Hockey Office Phone: (574) 631-3630
 Hockey Office Fax: (574) 631-4897

MEDIA RELATIONS INFORMATION

Associate Director, Athletics Communications (Hockey SID): Dan Colleran
 Office Phone: (574) 631-7519
 Cell Phone: (574) 339-9810
 Hockey Media Relations E-Mail: dcollera@nd.edu
 Compton Family Ice Arena Press Box Phone: (574) 631-4899
 Mailing Address: University of Notre Dame
 100 Compton Family Ice Arena
 Notre Dame, IN 46629
 Web Site: www.und.com/NDHockey
 Twitter: @NDHockey
 Instagram: ND_Hockey
 Facebook: facebook.com/NotreDameHockey
 Snapchat NotreDameHockey

TEAM INFORMATION

2015-16 Overall Record: 19-11-7
 2015-16 Hockey East Record/Finish 15-5-2 (3rd)
 2015-16 Postseason: Hockey East Quarterfinals
 NCAA Midwest Regional Semifinals
 Letter Winners Returning: 17 (10 forwards, 5 defensemen, 2 goaltenders)
 Letter Winners Lost: 7 (4 forwards, 2 defensemen, 1 goaltender)
 Newcomers: 8 (5 forwards, 2 defensemen, 1 goaltender)
 2016-17 Captain: Cal Petersen (C)
 2016-17 Alternate Captains: Anders Bjork (A), Jake Evans (A)
 Luke Ripley (A)
 NCAA Appearances Eight (Last: 2016)
 NCAA Frozen Four Appearances Two (2008 & 2011)
 All-Americans 12 players/13 times (Last: Robbie Russo in 2015)
 Academic All-Americans Nine (Last: Peter Schneider in 2015)

NOTRE DAME STREAKS & TRENDS

- ▶ Jake Evans has a career-long, seven-game point streak (4-4-8).
- ▶ Andrew Peeke has a career-long, three-game point streak (0-4-4).
- ▶ Joe Wegwerth has four points (1-3-4) over the last six games after recording five points (4-1-5) in the first 14 games of the season.
- ▶ Jack Jenkins has two goals in the last three games after scoring one goal in his first 14 games played this season.

MERRIMACK AT A GLANCE

- ▶ The Warriors enter the weekend with a 7-10-3 overall record, including a 1-4-3 mark in Hockey East play.
- ▶ Last weekend, Merrimack dropped a 1-0 decision to Cornell at Lawler Arena.
- ▶ Junior Colin Delia stopped 17 of the 18 shots he faced in that loss.
- ▶ Merrimack also played in the Florida College Classic (Dec. 28-29), where it lost to Colorado College in the opening round, 3-0, and then won the third place game against Northern Michigan, 4-2.
- ▶ On the season, sophomore Drew Vogler has played 16 games in the Warrior net, posting a 6-6-3 record to go along with a 2.68 goals-against average and a .902 save percentage.
- ▶ Delia is 1-4-0 on the season with a 2.48 goals against average and a .899 save percentage.
- ▶ Junior forward Brett Seney leads the team with 16 points on six goals and 10 assists, followed by senior Hampus Gustafsson (9-5-14).
- ▶ Merrimack is 5-4-1 at home this season, including a 1-2-1 mark in Hockey East play.

BY THE NUMBERS (national rank/60)*

Category	MC	ND
Goals/game	2.20 (53)	3.38 (14)
GAA/game	2.70 (24)	2.14 (7)
Power Play %	10.40 (58)	19.30 (21)
PK %	81.20 (41)	85.30 (16)
Penalties/game	6.67 (46)	5.49 (19)
PIM/game	14.42 (39)	13.58 (33)

* - As of Jan. 11

BJORK PLAYING LEAD ROLE

- ▶ Junior forward Anders Bjork, a 2014 fifth-round pick by Boston, is one of the country's leading scorers with 14 goals and 19 assists for 33 points.
- ▶ Bjork has been held without a point in just five of Notre Dame's 21 games this season (one of which was the 0-0, two-period tie at Northeastern on Nov. 13).
- ▶ Bjork has posted 11 multi-point games this season, including four-point games against ASU (Oct. 8) and UConn (Oct. 28).

Series History

NOTRE DAME vs. MERRIMACK

- ▶ The Notre Dame-Merrimack series dates back to a 5-1 Irish win on Dec. 18, 1969.
- ▶ Six of the 12 all-time meetings have come over the past three seasons in Hockey East play, with the Irish posting a 4-1-1 record in those six games.
- ▶ Last season, Notre Dame swept the Warriors at home by scores of 7-2 and 5-1 (Jan. 15-16).
- ▶ Andrew Oglevie had two goals and an assist to lead the Irish to the game one win, while Anders Bjork had a goal and two assists in game two.
- ▶ The teams also met in the first round of the 2011 NCAA Tournament at the Verizon Wireless Arena in Manchester, New Hampshire.
- ▶ Anders Lee netted the overtime winner as the Irish came back from a two-goal deficit to defeat Merrimack 4-3.
- ▶ Notre Dame then defeated UNH, 2-1, to advance to the 2011 Frozen Four.

CAREER STATS vs. MERRIMACK

Anders Bjork	4 GP, 2-5-7
Jake Evans	4 GP, 1-5-6
Bobby Nardella	2 GP, 2-3-5
Jordan Gross	4 GP, 1-3-4
Andrew Oglevie	2 GP, 2-1-3
Connor Hurley	4 GP, 1-0-1
Dawson Cook	4 GP, 0-0-0
Luke Ripley	4 GP, 0-0-0
Ben Ostlie	3 GP, 0-0-0
Dylan Malmquist	2 GP, 0-0-0
Joe Wegwerth	2 GP, 0-0-0
Jack Jenkins	2 GP, 0-0-0
Dennis Gilbert	2 GP, 0-0-0
Cal Petersen	3-3 (GP-GS), 2-1-0, 2.39 GAA, .896 Sv.%
Chad Katunar	1-1 (GP-GS), 1-0-0 1.94 GAA, .917 Sv.%

THE SERIES

Series: ND leads 7-4-1 (12 games)
 At Notre Dame: ND leads 3-2-1
 At Merrimack: ND leads 3-2-0
 At Neutral Sites: ND leads 1-0-0
 Overtime Wins: ND 2
 One-Goal Wins: MC 1, ND, 3

YEAR	SITE	W	L	T	RESULT
1969-70	Billerica, Mass.	W			5-1
1988-89	Notre Dame		L		1-3
	Notre Dame		L		3-4
	Merrimack		L		0-6
1990-91	Merrimack	W			2-1
2010-11	Manchester, N.H. (N) (OT)	W			4-3
2013-14	Notre Dame	W			4-0
	Notre Dame (OT)			T	2-2
2014-15	Merrimack (OT)	W			3-2
	Merrimack		L		1-4
2015-16	Notre Dame	W			7-2
	Notre Dame	W			5-1

SERIES SCORING TOTAL AVG.

Notre Dame	37	3.98
Merrimack	29	2.41

SERIES RECORDS

ND Most Goals (Game): 7, in 2015-16 (7-2)
 MC Most Goals (Game): 6, in 1989-90 (6-0)
 High-Scoring Game: 9, in 2015-16 (7-2)

► The Irish are 12-3-1 on the season when Bjork notches at least one point (7-2-0 when he scores at least one goal).

► Bjork reached the 25-point plateau in his 15th game of the season, marking the fastest any Notre Dame player has reach 25 points in the Coach Jackson era (and dating back to at least 2001-02).

BJORK RANKS

Category	HEA Rank*	NCAA Rank*
Goals (14)	t-2nd	t-6th
Assists (19)	t-5th	t-9th
Points (33)	t-3rd	t-6th
GWG (4)	t-1st	t-2nd
Pts./game (1.57)	4th	9th
Pts./3rd period (14)	2nd	t-2nd

* - As of Jan. 11

THIRD PERIOD SURGE

► This season, Notre Dame is out scoring opponents by a 29-16 margin (+13) in the second period and by a 29-13 (+16) margin in the third period.

► Notre Dame’s 29 third period goals are tied for fourth in the country.

► The Fighting Irish are averaging 1.45 goals per third period, which ranks fourth in the country (Notre Dame has played only 20 third periods this season due to the shortened game at Northeastern on Nov. 13).

► Anders Bjork is tied for second in the country 14 third-period points (8-10-14).

PETERSEN’S SHUTOUT STREAK

► From Dec. 10 - Jan. 6, Cal Petersen went 207:10 without allowing a goal, including back-to-back shutouts of Alaska (Dec. 31 - Jan. 1).

► That stretch is the second-longest shutout streak in program history.

1. Steven Summerhays -- 231:50

(Feb. 14 - March 1, 2014);

2. Cal Petersen -- 207:10

(Dec. 10, 2016 - Jan. 6, 2017)

3. David Brown -- 193:27

(Oct. 17-Nov. 8, 2003)

► The back-to-back shutouts over Alaska were Notre Dame’s first consecutive shutouts since a home series against Boston University on February 21-22, 2014 (Steven Summerhays played game one in net and then Summerhays and Joe Rogers played in game two).

STRENGTH OF SCHEDULE

► The Irish have played a tough schedule in 2016-17, including a non-conference road series at current No. 2/3 Minnesota Duluth and a non-conference home series against current No. 4 Penn State.

► Notre Dame has posted wins at then #4 Minnesota Duluth (3-1 on Oct. 15), versus then #5/6 UMass Lowell (4-1 on Nov. 18) and over then #3/4 Boston College (3-2 on Dec. 10).

► Notre Dame’s strength of schedule according to USCHO.com currently ranks 12th.

OGLEVIE ON THE OFFENSIVE

► Sophomore forward Andrew Oglevie has 18 points (9-12-21) through 21 games.

► Last season as a freshman, Oglevie totalled nine points (5-4-9) in 31 games.

► Oglevie’s offensive production has been boosted by increased time on the power play, where he has scored four goals and added nine assists for 13 points.

TOP MARKS IN THE COUNTRY

► Released on Nov. 15, the Irish rank third in NCAA Div. I hockey in the Graduation Success Rate (GSR) with a score of 94 (Bowling Green is first with 100, followed by Air Force at 96).

► Notre Dame also ranks first in NCAA Div. I hockey in the Federal Rate (measured by the federal government in its Department of Education report) with a score of 82.

► Miami is second in the Federal Rate with a score of 79.

► The University of Notre Dame has claimed a share of the 2016 national championship for graduating student-athletes in all sports--in the process posting the top NCAA Graduation Success Rate (GSR) figure (98) for its student-athletes for the 10th straight year.

Current Irish in the National Hockey League Draft



Connor Hurley

2013 | Second Round | 38th Overall
Buffalo Sabres



Cal Petersen

2013 | Fifth Round | 129th Overall
Buffalo Sabres



Anders Bjork

2014 | Fifth Round | 146th Overall
Boston Bruins




Jake Evans

2014 | Seventh Round | 207th Overall
Montreal Canadiens



Joe Wegwerth

2014 | Fourth Round | 92nd Overall
Florida Panthers



Dennis Gilbert

2015 | Third Round | 91st Overall
Chicago Blackhawks



Cam Morrison

2016 | Second Round | 40th Overall
Colorado Avalanche



Andrew Peeke

2016 | Second Round | 34th Overall
Columbus Blue Jackets



**USCHO.com Division I Men's Poll
(Jan. 9, 2017)**

Rk. Team (1st-place votes)	Record	Points	Last Wk.
1. Denver (27)	14-4-4	952	3
2. Harvard (11)	11-2-1	918	4
3. Minnesota Duluth (6)	12-4-4	888	1
4. Penn State (6)	14-2-1	883	2
5. Boston University	12-5-2	812	5
6. UMass Lowell	14-5-3	754	6
7. North Dakota	12-6-3	723	7
8. Boston College	14-7-2	633	8
9. Minnesota	11-5-2	592	9
10. Ohio State	10-4-4	517	11
11. Union	14-5-2	479	10
12. Vermont	14-6-2	464	13
13. Notre Dame	12-7-2	388	12
14. Western Michigan	10-5-3	379	14
15. Quinnipiac	12-9-2	270	15
16. St. Lawrence	11-6-5	240	16
17. Bemidji State	15-8-3	171	17
18. Minnesota State	13-7-2	148	19
19. Cornell	9-4-1	86	NR
20. Michigan Tech	14-9-3	75	NR

Others receiving votes: Air Force 48, Omaha 26, Robert Morris 22, St. Cloud State 12, Wisconsin 11, Providence 9.

**USA Today/USA Hockey Magazine
College Hockey Poll
(Jan. 9, 2017)**

Rk. Team, Points (1st-place votes)	Last Week	Record
1. University of Denver, 476 (18)	4	14-4-4
2. Minnesota Duluth, 445 (3)	1	12-4-4
3. Harvard University, 444 (5)	3	11-2-1
4. Penn State University, 442 (8)	2	14-2-1
5. Boston University, 383	5	12-5-2
6. UMass Lowell, 342	6	14-5-3
7. University of North Dakota, 310	7	12-6-3
8. Boston College, 269	8	14-7-2
9. University of Minnesota, 233	9	11-5-2
10. Ohio State University, 185	11	10-4-4
11. Union College, 178	10	14-5-2
12. University of Vermont, 161	13	14-6-2
13. University of Notre Dame, 85	12	12-7-2
14. Western Michigan University, 82	14	10-5-3
T15. Quinnipiac University, 18	15	12-9-2
T15. St. Lawrence University, 18	--	11-6-2

Others Receiving Votes: United States Air Force Academy, 3; Bemidji State University, 2; Cornell University, 2; Minnesota State University, 2.

Notre Dame in the Polls

Date	USCHO.com	USAToday
Preseason	9	8
Oct. 10	5	6
Oct. 17	3	4
Oct. 24	7	6
Oct. 31	9	9
Nov. 7	9	9
Nov. 14	9	9
Nov. 21	12	11
Nov. 28	12	12
Dec. 5	14	13
Dec. 12	12	14
Dec. 19	12	12
Jan. 2	12	12
Jan. 9	13	13

► Prior to Oct. 10-17 of this season, the last time the Irish had reached the top five in the polls was on Nov. 11, 2013 (No. 4 in USCHO.com and No. 3 in the USA Today/USA Hockey Magazine).

JACKSON REACHES 250

► In the midst of his 12th season behind the Irish bench, Head Coach Jeff Jackson notched his 250th career win with Notre Dame in the 5-2 victory at Northeastern on Nov. 12. (now 256-161-50).

► Only Charles "Lefty" Smith has more wins as Notre Dame's head coach (307-320-31).

JACKSON RANKS (entering the weekend)

► Head Coach Jeff Jackson ranks second in active career winning percentage (minimum of five Division I seasons):

.658 -- Red Berenson, Michigan (843-416-90)

.655 -- Jeff Jackson, Notre Dame (438-213-75)

NHL ALUMNI REPORT (as of Jan. 11)

► Eight former Notre Dame hockey players have played in the NHL this season, including several stretches where all eight were in the NHL at the same time (Nov. 21-28, Dec. 16-23, Jan. 8 - pres.).

► It marks the first time in program history when eight former players were on active NHL rosters at the same time.

► The single-season record for most former Irish players skating in the NHL during a season is nine (2011-12).

► Vinnie Hinostroza scored his first career goal and added his first two career assists in Chicago's 4-3 overtime win against Vancouver (Nov. 19).

► Bryan Rust notched his first career hat trick in Pittsburgh's 8-5 win over Ottawa (Dec. 5), including a penalty shot goal (Ian Cole also had two assists in that victory).

► Rust became the third former Irish player to record an NHL hat trick, joining Palmieri (1) and Dave Poulin (5).

Eric Condra, Tampa Bay: 8 GP, 0-0-0

Vinnie Hinostroza, Chicago: 35 GP, 4-6-10

Stephen Johns, Dallas: 28 GP, 3-4-7

Riley Sheahan, Detroit: 40 GP, 0-6-6

Kyle Palmieri, New Jersey: 40 GP, 8-14-22

Anders Lee, New York Islanders: 38 GP, 14-4-18

Ian Cole, Pittsburgh: 38 GP, 2-12-14

Bryan Rust, Pittsburgh: 36 GP, 10-7-17

2016-17 Honors

Anders Bjork

► Hockey East Player of the Month (Nov. 2)

► Hockey East Player of the Week (Oct. 10 & Dec. 12)

► 2016 Shillelagh Tournament All-Tournament Team (Nov. 26)

► Hockey East Honor Roll (Oct. 31, Nov. 28)

Tory Dello

► 2016 Shillelagh Tournament All-Tournament Team (Nov. 26)

Jake Evans

► Hockey East Honor Roll (Dec. 5)

Jordan Gross

► Hockey East Honor Roll (Jan. 2)

Cam Morrison

► Hockey East Honor Roll (Jan. 2)

Bobby Nardella

► Hockey East Honor Roll (Oct. 10 & Nov. 21)

Andrew Oglvie

► Hockey East Honor Roll (Oct. 17)

Cal Petersen

► Mike Richter Award Watch List (Oct. 7)

► Hockey East Co-Defensive Player of the Week (Jan. 2)

► Hockey East Honor Roll (Oct. 17 & Nov. 21)

Andrew Peeke

► Hockey East Honor Roll (Jan. 9)

YOUTH MOVEMENT

► According to research by College Hockey Inc., Notre Dame is the third-youngest team in college hockey this season (as of Oct. 1, 2016):

Boston College -- 20 years, 49 days

Boston University -- 20 years, 108 days

Notre Dame -- 20 years, 272 days

► Freshman forward Cam Morrison (born in August of 1998) is the fifth-youngest player in NCAA Division I men's college hockey this season.

HOCKEY EAST STANDINGS

	Hockey East					Overall						
	GP	W	L	T	Pts	GF	GA	W	L	T	GF	GA
Boston College	11	9	1	1	19	43	23	14	7	2	78	54
UMass Lowell	11	7	3	1	15	33	22	14	5	3	78	52
Vermont	10	6	3	1	13	28	25	14	6	2	75	53
Boston University	9	5	2	2	12	24	19	12	5	2	63	42
New Hampshire	8	5	2	1	11	32	19	10	8	2	72	60
Notre Dame	9	5	3	1	11	28	20	12	7	2	71	45
Connecticut	9	4	3	2	10	23	22	8	7	6	61	56
Merrimack	8	1	4	3	5	17	27	7	10	3	44	54
Massachusetts	11	2	8	1	5	24	41	5	15	2	46	75
Providence	8	1	5	2	4	18	26	8	7	4	55	46
Northeastern	10	1	7	2	4	24	35	7	9	4	71	62
Maine	8	1	6	1	3	17	32	7	10	3	61	68

IN OVERTIME

- ▶ The Irish are 0-1-1 in overtime this season, with both of those results coming against Penn State (Oct. 21-22).
- ▶ Two players on the current roster have overtime, game-winning goals:
 - ▶ Jake Evans in a 3-2 win vs. Miami on Dec. 28, 2014 in the Florida College Hockey Classic.
 - ▶ Connor Hurley in a 3-2 win at Merrimack on Nov. 14, 2014.

HOCKEY EAST PLAYOFF SETUP

- ▶ All 12 teams will once again make the Hockey East playoffs, with the top-four seeds earning first round byes.
- ▶ Those top-four teams will then host best-of-three second round series to determine who advances to the semifinals at the TD Garden (Boston, Massachusetts).
- ▶ Teams 5-8 will host first round, best-of-three series to open the Hockey East playoffs. 724

SHORTENED SERIES FINALE AT NU

- ▶ On Sunday, Nov. 13, with Notre Dame and Northeastern tied 0-0 after two periods of play at Matthews Arena, the game was suspended when a broken down Zamboni led to unsafe ice conditions at Matthews Arena.
- ▶ The game was then declared a 0-0 tie by Hockey East on Wednesday, Nov. 16 and marked Cal Petersen's sixth career shutout.

NINE GOAL NIGHT

- ▶ In Notre Dame's 9-2 win over Arizona State (Oct. 7), the Irish scored at least nine goals for the first time since a 10-2 victory over Canisius on Dec. 29, 2010.
- ▶ In addition, Notre Dame tallied six power-play goals for the first time since a 9-5 win over Northern Michigan on Feb. 13, 2009.

CAPTAIN CAL

- ▶ Junior goaltender Cal Petersen is the first goaltender in program history to wear the captain's "C" for the Irish.
- ▶ Petersen started all 37 games in 2015-16 and led the nation in percentage of team minutes played while posting a 19-11-7 record.
- ▶ He finished 2015-16 with a 2.20 goals-against average and a .927 save percentage, which ranked 12th in the country.

2016 NHL DRAFT: IRISH HISTORY MADE

- ▶ Current freshmen Cam Morrison (Second Round, 40th overall by the Colorado Avalanche) and Andrew Peeke (Second Round, 34th overall by Columbus) were each selected in the 2016 NHL Entry Draft.
- ▶ It marked the first NHL draft in which two Irish hockey players were selected within the first 40 picks.
- ▶ Peeke and Morrison also become the 78th and 79th Irish hockey players to be selected in the NHL Entry Draft.
- ▶ Additionally, at least one Notre Dame player has now been drafted in each draft dating back to 2004 (12 seasons).

NOTRE DAME IN THE NCAA TOURNAMENT

- ▶ Last season, the Fighting Irish made their eighth all-time appearance in the NCAA Championship field, including their sixth since 2008.
- ▶ Under Head Coach Jeff Jackson, the Irish made Frozen Four trips in 2008 and 2011.

NOTRE DAME & HOCKEY EAST

- ▶ The 2016-17 season will mark Notre Dame's final season in Hockey East before joining the Big Ten Conference as an affiliate member in men's ice hockey.
- ▶ In Notre Dame's previous three seasons in Hockey East, the Irish have finished the regular season tied for seventh (2014), fifth (2015) and third (2016).
- ▶ During Notre Dame's final season in the CCHA (2012-13), the Irish placed second in the regular-season standings and then won the tournament championship.

FAMILY TIES

- ▶ Sophomore forward Anders Bjork is part of the fourth Notre Dame hockey-playing son to follow his father to Notre Dame.
- ▶ His father, Kirt Bjork, was an All-America at Notre Dame during the 1982-83 campaign and is tied for 12th on Notre Dame's all-time points list with 161 (141 GP, 76-85-161).
- ▶ Kirt is currently a director of regional development in Notre Dame's development office.
- ▶ Anders Bjork also has another family tie to Irish hockey, as his cousin is former Irish standout Erik Condra, who is currently a member of the Tampa Bay Lightning.
- ▶ As the fourth son to follow his father to Notre Dame, Anders joins Mario Lucia (Don Lucia) Kevin Nugent (Kevin Nugent, Sr.) and Rory Walsh (Brian Walsh) to play at Notre Dame after their fathers.

**2016-17 Roster
By School and/or Major**

Marketing (Mendoza College of Business)

- Anders Bjork (Jr.)
- Bo Brauer (Jr.)
- Dawson Cook (Jr.)

Finance (Mendoza College of Business)

- Tony Bretzman (Jr.)
- Luke Ripley (Jr.)

Management Consulting (Mendoza College of Business)

- Jake Evans (Jr.)
- Jordan Gross (Jr.)
- Ben Ostlie (Sr.)
- Cal Petersen (Jr.)

Mendoza College of Business

- Jack Jenkins (So.)
- Dylan Malmquist (So.)

Political Science (College of Arts & Letters)

- Dennis Gilbert (So.)
- Connor Hurley (Jr.)
- Bobby Nardella (So.)
- Andrew Oglevie (So.)

College of Arts & Letters

- Joe Wegwerth (So.)

Finance & Economics (double major)

- Chad Katunar (Jr.)

Economics & Chinese (double major)

- Peter Mark (Jr.)

First Year of Studies

- Cal Burke (Fr.)
- Tory Dello (Fr.)
- Felix Holmberg (Fr.)
- Cale Morris (Fr.)
- Cam Morrison (Fr.)
- Luke Novak (Fr.)
- Mike O'Leary (Fr.)
- Andrew Peeke (Fr.)

NBC SPORTS BACK FOR FOURTH SEASON

- ▶ The NBC Sports Group will once again provide coverage of Notre Dame hockey throughout the 2016-17 season.
- ▶ As part of NBC Sports Group's fourth season presenting Notre Dame hockey, NBCSN, the NBC Sports app and NBCSports.com will combine to deliver all 21 Fighting Irish hockey home games.
- ▶ Eight games will be telecast on NBCSN and an additional 13 games will be streamed live via the NBC Sports app and NBCSports.com.

2016-17 Notre Dame Hockey Roster

No.	Name	Height	Weight	Position	Yr.	Hometown	Last Team (League)
2	Tony Bretzman	5-11	175	Defenseman	JR	Mendota Heights, Minn.	Langley Rivermen (BCHL)
3	Jordan Gross	5-10	186	Defenseman	JR	Maple Grove, Minn.	Green Bay Gamblers (USHL)
4	Dennis Gilbert	6-2	220	Defenseman	SO	Williamsville, N.Y.	Chicago Steel (USHL)
6	Tory Dello	6-0	190	Defenseman	FR	Crystal Lake, Ill.	Tri-City Storm (USHL)
8	Ben Ostlie	6-2	200	Forward	SR	Edina, Minn.	Omaha Lancers (USHL)
9	Dawson Cook	6-2	213	Forward	JR	Cadillac, Mich.	Green Bay Gamblers (USHL)
10	Anders Bjork	6-0	181	Forward	JR	Mequon, Wis.	U.S. National Under-18 Team
11	Cal Burke	5-10	184	Forward	FR	Boxborough, Mass.	Cedar Rapids RoughRiders (USHL)
12	Felix Holmberg	5-10	175	Forward	FR	Stockholm, Sweden	AIK J20 (SuperElit)
15	Andrew Oglevie	5-10	181	Forward	SO	Fullerton, Calif.	Cedar Rapids RoughRiders (USHL)
16	Connor Hurley	6-2	185	Forward	JR	Edina, Minn.	Green Bay Gamblers (USHL)
17	Peter Mark	6-0	180	Defenseman	JR	Minneapolis, Minn.	Saint Thomas Academy (USHS)
18	Jake Evans	6-0	191	Forward	JR	Toronto, Ontario	St. Michael's Buzzers (OJHL)
19	Mike O'Leary	6-1	195	Forward	FR	Halifax, Nova Scotia	Dubuque Fighting Saints (USHL)
21	Joe Wegwerth	6-3	230	Forward	SO	Brewster, N.Y.	Cedar Rapids RoughRiders (USHL)
22	Andrew Peeke	6-2	200	Defenseman	FR	Parkland, Fla.	Green Bay Gamblers (USHL)
23	Luke Novak	6-0	182	Forward	FR	Waukesha, Wis.	New Jersey Hitmen (USPHL)
24	Luke Ripley	6-5	207	Defenseman	JR	Kitimat, British Columbia	Powell River Kings (BCHL)
25	Dylan Malmquist	5-11	185	Forward	SO	Edina, Minn.	Edina (USHS)
26	Cam Morrison	6-3	212	Forward	FR	Aurora, Ontario	Youngstown Phantoms (USHL)
27	Bobby Nardella	5-9	175	Defenseman	SO	Rosemont, Ill.	Tri-City Storm (USHL)
28	Jack Jenkins	5-11	192	Forward	SO	Lake Bluff, Ill.	Fargo Force (USHL)
29	Bo Brauer	6-3	210	Forward	JR	Edina, Minn.	Nanaimo Clippers (BCHL)
32	Cale Morris	6-1	190	Goaltender	FR	Larkspur, Colo.	Waterloo Black Hawks (USHL)
33	Chad Katunar	6-5	210	Goaltender	SR	Victoria, British Columbia	Penticton Vees (BCHL)
40	Cal Petersen	6-3	190	Goaltender	JR	Waterloo, Iowa	Waterloo Black Hawks (USHL)

Coaches

Jeff Jackson: Head Coach (Michigan State '78, 12th season at Notre Dame)

Paul Pooley: Associate Head Coach (Ohio State '84)

Andy Slaggert: Associate Coach (Notre Dame '89)

Kevin Lind: Volunteer Assistant Coach (Notre Dame '14)

John Micheletto: Special Assistant to the Coaching Staff (Dartmouth '88)

Nick Siergiej: Coordinator of Hockey Operations (Wisconsin – River Falls '06)

Athletic Trainer: Kevin Ricks

Equipment Specialist: Scott Eastman

Will Moran: Hockey and Programming Intern

Pronunciation Key

8	Ben AWST-lee
10	Anders BEE-york
15	Andrew Oh-GLE-Vee
25	Dylan Mall-mm-quist
32	KALE Morris
33	Chad Cat -en-arh

California (1)

Andrew Oglevie Fullerton, California

Colorado (1)

Cale Morris Larkspur, Colorado

Florida (1)

Andrew Peeke Parkland, Florida

Illinois (3)

Tory Dello Crystal Lake, Illinois
Bobby Nardella Rosemont, Illinois
Jack Jenkins Lake Bluff, Illinois

Iowa (1)

Cal Petersen Waterloo, Iowa

Massachusetts (1)

Cal Burke Boxborough, Massachusetts

Michigan (1)

Dawson Cook Cadillac, Michigan

Minnesota (7)

Tony Bretzman Mendota Heights, Minnesota
Jordan Gross Maple Grove, Minnesota
Ben Ostlie Edina, Minnesota
Connor Hurley Edina, Minnesota
Dylan Malmquist Edina, Minnesota
Peter Mark Minneapolis, Minnesota
Bo Brauer Edina, Minnesota

New York (2)

Dennis Gilbert Williamsville, New York
Joe Wegwerth Brewster, New York

Wisconsin (2)

Anders Bjork Mequon, Wisconsin
Luke Novak Waukesha, Wisconsin

Canada (5)

Jake Evans Toronto, Ontario
Chad Katunar Victoria, British Columbia
Cam Morrison Aurora, Ontario
Mike O'Leary Halifax, Nova Scotia
Luke Ripley Kitimat, British Columbia

Sweden (1)

Felix Holmberg Stockholm, Sweden

THE JACKSON FILE

Full Name

• Jeffery L. Jackson

Birthdate

• June 22, 1955

Hometown

• Roseville, Michigan

Education

• Bachelor's Degree in Communications
Michigan State '78
• Bachelor's Degree in Education
Michigan State '79



Collegiate Coaching Experience

• Assistant Coach, Lake Superior State (1986-90)
• Head Coach, Lake Superior State (1990-96)
Record: 182-52-25 (.751); two NCAA titles, two CCHA regular-season titles, four CCHA tournament championships
• Head Coach, University of Notre Dame (2005-):
- **Two** CCHA regular-season titles
- **Three** CCHA tournament titles
- **Six** NCAA appearances
- **Two** NCAA Frozen Four appearances

International Coaching Experience

• National Coach and Senior Director, U.S. National Team Developmental Program (1996-2000)
• Head Coach, U.S. Junior National Team (1996-97)
• Won silver medal at World Junior Championships
• Assistant Coach, U.S. Olympic Team (1998)

Junior Hockey Experience

• Head Coach, OHL's Guelph Storm (2000-03)
Record: 87-67-24 (4)

Professional Experience

• Assistant Coach, New York Islanders (2003-05)

Coaching Honors

• CCHA Coach of the Year (1990-91)
• CCHA Coach of the Year (2006-07)
• Spencer Penrose Award (2006-07)
• CCHA Coach of the Year (2010-11)

Jackson's Year-By-Year Collegiate Record

Year	Overall		Conference	
	W - L - T	.Pct	W - L - T	.Pct
1990-91	36 - 5 - 4	.844	26 - 2 - 4	.875
1991-92	30 - 9 - 4	.744	20 - 8 - 4	.688
1992-93	32 - 8 - 5	.767	20 - 5 - 5	.750
1993-94	31 - 10 - 4	.733	18 - 8 - 4	.667
1994-95	23 - 12 - 6	.634	14 - 9 - 4	.593
1995-96	30 - 8 - 2	.775	22 - 6 - 2	.767
2005-06	13 - 19 - 4	.417	11 - 13 - 4	.464
2006-07	32 - 7 - 3	.798	21 - 4 - 3	.804
2007-08	27 - 16 - 4	.617	15 - 9 - 4	.607
2008-09	31 - 6 - 3	.813	21 - 4 - 3	.804
2009-10	13 - 17 - 8	.447	9 - 12 - 7	.446
2010-11	25 - 14 - 5	.625	18 - 7 - 3	.696
2011-12	19 - 18 - 3	.513	12 - 13 - 3	.482
2012-13	25 - 13 - 3	.646	17 - 8 - 3	.661
2013-14	23 - 15 - 2	.600	9 - 9 - 2	.500
2014-15	18 - 19 - 5	.488	10 - 7 - 5	.568
2015-16	19 - 11 - 7	.608	15 - 5 - 2	.727
Totals	427-207-72	.656	278-130-62	.657

Head Coach JEFF JACKSON

► The 2015-16 hockey season marks University of Notre Dame hockey coach Jeff Jackson's 12th season behind the Irish bench. The highly regarded Jackson now has over 30 years of coaching experience.

► Notre Dame's Jeff Jackson era began in 2005 when the University searched for a man who could move the program among the elite hockey schools in the country.

► The veteran coach owned a resume packed with success at the collegiate, junior hockey, professional and international levels.

► During his 11-year run, Notre Dame has become one of the nation's top teams, winning the Central Collegiate Hockey Association's (CCHA) regular-season title twice (2006-07 and 2008-09) while earning three Mason Cup championships ('07, '09 and the final one in 2013).

► During Jackson's tenure, his teams have made seven trips to the NCAA Tournament (2006-09, 2010-11, 2012-14 and now 2016), advancing to the Frozen Four twice, playing in the 2008 title game and the 2011 national semifinals.

► Then in 2013-14, the team's first season in Hockey East, the Irish upset the conference's top team - Boston College - in the quarterfinals to advance to the TD Garden (Boston, Massachusetts) for the Hockey East semifinals

► Between 2006-09, the Irish turned in win totals of 32, 27 and 31 for three consecutive seasons of 25 or more wins and three consecutive NCAA tournament appearances, a first in program history.

► Jackson's success on the ice also has had a major impact off the ice for the Irish. With the wins came a commitment from the University that led to the new home of Irish hockey - The Compton Family Ice Arena - one of the finest college hockey facilities in the nation. The new venue opened for business on Oct. 21, 2011.

► Since Jackson's arrival, the Irish have had 32 players selected in the National Hockey League Entry Draft, including three first round selections. In that same span, 20 players from USA Hockey's National Team Developmental

Program have matriculated to Notre Dame.

► During his tenure, the Irish have had five players garner All-America honors -- Robbie Russo in 2015, Anders Lee in 2013, Ian Cole and Erik Condra in 2009 and David Brown in 2007.

► In addition, 14 of Jackson's players have gone on to play in the NHL (most recently Vince Hinostroza and Stephen Johns in 2015-16).

► In Jackson's first 11 seasons with Notre Dame, the Irish have played with poise and discipline, relying on team defense, strong goaltending and excellent special teams play. They also laid the foundation for future seasons with major success on the recruiting trail.

► In taking over the Irish coaching duties in 2005, Jackson became the first Notre Dame head coach to have won an NCAA Division I championship with another program before being hired as an Irish head coach.

► Success is nothing new for Jackson at the NCAA Division I level. In six years as the head coach at Lake Superior State (1990-96), Jackson's teams won two NCAA titles in 1992 and 1994 (also advancing to the finals in 1993), two CCHA regular-season championships (1991 and 1996) and four CCHA Mason Cup trophies (1991, 1992, 1993 and 1995).

► A 1978 graduate of Michigan State University with a degree in communications, Jackson followed with an education degree from Michigan State in 1979.

► In May 2003, Inside College Hockey, ranked Jackson 12th on its list of the 16 greatest college coaches of all-time with only five of the 16 still active in coaching.

► Jackson is a member of the USA Hockey Coaches Achievement Program, the American Hockey Coaches Association and the National Hockey League Coaches Association.

THE LAST TIME

TEAM

Notre Dame won in overtime	December 29, 2014 vs. Miami (3-2, ot)
Notre Dame lost in overtime.....	October 22, 2016 vs. Penn State (3-2)
Notre Dame tied in overtime.....	October 21, 2016 vs. Penn State (3-3, ot)
Notre Dame won in overtime (Hockey East game).....	November 14, 2014 at Merrimack (3-2, ot)
Notre Dame lost in overtime (Hockey East game).....	February 19, 2016 at Providence College (3-2, ot)
Notre Dame tied in overtime (Hockey East game).....	November 20, 2015 at UMass Lowell (2-2, ot)
Notre Dame scored 10 or more goals in a game.....	December 29, 2010 vs. Canisius (10-2)
Notre Dame allowed 10 or more goals in a game.....	March 12, 2005 at Michigan (10-1)
Notre Dame had a home shutout	January 1, 2017 vs. Alaska (Cal Petersen, 21 saves)
Notre Dame had a road shutout.....	December 3, 2016 at Massachusetts (Cal Petersen, 22 saves)
Notre Dame had a neutral site shutout.....	October 13, 2012 vs. Maine (Steven Summerhays, 22 saves)
Notre Dame had a shutout in a HE game.....	December 3, 2016 at Massachusetts (Cal Petersen, 22 saves)
Notre Dame was shutout in a HE game	Nov. 13, 2016 at Northeastern (Jake Theut, 22 saves in a two period game)
.....	January 29, 2016 vs. Boston College (Thatcher Demko, 28 saves)
Notre Dame was shutout at home	November 26, 2016 vs. Clarkson (Jake Keilley, 35 saves)
Notre Dame was shutout on the road	Nov. 13, 2016 at Northeastern (Jake Theut, 22 saves in a two period game)
.....	November 7, 2014 at Minnesota (Adam Wilcox, 20 saves)
Notre Dame won 1-0.....	February 27, 2016 vs. Boston University (Cal Petersen, 39 saves)
Notre Dame had 35 or more shots in a game.....	January 1, 2017 vs. Alaska (36 shots)
Notre Dame had 40 or more shots in a game.....	October 27, 2016 vs. UConn (49 shots)
Notre Dame had 50 or more shots in a game.....	October 7 vs. Arizona State (51 shots)
Notre Dame surrendered 35 or more shots in a game.....	November 17, 2016 vs. UMass Lowell (35 shots)
Notre Dame surrendered 40 or more shots in a game.....	February 13, 2016 vs. Maine (41 shots)
Notre Dame surrendered 50 or more shots in a game.....	January 1, 2016 at Denver (50 shots)
Notre Dame had three PP goals in a game.....	October 25, 2014 vs. Niagara (7-0 win)
Notre Dame had four PP goals in a game.....	October 20, 2013 vs. Michigan Tech (7-3 win)
Notre Dame had six PP goals in a game	October 7, 2016 vs. Arizona State (9-2 win)
.....	February 13, 2009 vs. No. Michigan (9-5 win)
Notre Dame had one shorthanded goal	December 10, 2016 vs. Boston College (Anders Bjork in a 3-2 win)
Notre Dame had two shorthanded goals	January 7, 2011 at Northern Michigan (8-1 win)
.....	November 20, 2010 vs. Michigan State (4-2 win)
Notre Dame surrendered five PP goals	December 4, 2004 vs. Michigan (8-0 loss)
Notre Dame surrendered four PP goals	February 1, 2013 at Ohio State (6-3 loss)
Notre Dame surrendered three PP goals.....	December 2, 2016 at UMass (5-4 loss)
Notre Dame surrendered two short-handed goals	February 8, 2013 vs. Michigan (7-4 win)

INDIVIDUAL

Notre Dame player scored a hat trick.....	October 16, 2015 - Steven Fogarty (at Penn State)
Notre Dame defenseman scored a hat trick.....	January 18, 2015 - Robbie Russo (at UConn)
Notre Dame player scored four goals	October 19, 1995 - Brian Urick (at Alaska-Fairbanks)
Notre Dame player scored five goals	December 29, 1971 - Ian Williams (at Dartmouth)
Notre Dame player had three assists.....	December 31, 2016 - Jordan Gross (vs. Alaska - 0-3-3)
Notre Dame player had four assists.....	December 29, 2010 - Stephen Johns (vs. Canisius - 0g, 4a)
Notre Dame player had five assists.....	October 21, 1994 - Jamie Ling (vs. Waterloo - 2g, 5a)
Notre Dame player had four points.....	October 28, 2016 - Anders Bjork (vs. UConn - 2-3-4)
Notre Dame player had five points.....	February 13, 2009 - Erik Condra (vs. Northern Michigan - 2g, 3a)
Notre Dame player had six points.....	October 21, 1994 - Jamie Ling (vs. Waterloo - 2g, 5a)
Notre Dame player had seven points.....	October 21, 1994 - Jamie Ling (vs. Waterloo - 2g, 5a)
Notre Dame goalie made 35+ saves ...	February 27, 2016 - Cal Petersen (vs. Boston University, 1-0 win, 39 saves)
Notre Dame goalie made 40+ saves	February 13, 2016 - Cal Petersen (vs. Maine, 5-1 win, 40 saves)
Notre Dame goalie made 50+ saves.....	March 6, 2015 - Cal Petersen (vs. UMass, 4-3 loss, 87 saves)
Opposing player scored a hat trick.....	November 11, 2011 - Cody Knyk (Alaska)
Opposing player scored four goals.....	March 12, 1994 - Colin Ward (Western Michigan)
Opposing player scored five goals.....	November 10, 1973 - Tom Ross (Michigan State)
Opposing player had four assists.....	December 2, 2011 - Ludwig Karlsson (Northeastern - 0g, 4a)
Opposing player had five assists.....	January 20, 1996 - Kevin Hilton (Michigan - 0g, 5a)
Opposing player had four points.....	March 12, 2016 - Kevin Roy (Northeastern - 2g, 2a)
Opposing player had five points.....	January 27, 2001 - Jeff Hamilton (Yale - 2g, 3a)
Opposing player had six points.....	January 11, 1994 - John Gruden (Ferris State - 4g, 3a)
Opposing player had seven points.....	January 11, 1994 - John Gruden (Ferris State - 4g, 3a)
Opposing goalie made 35+ saves.....	November 26, 2016 - Jake Kielly (Clarkson, 35 saves, 2-0 Clarkson win)
Opposing goalie made 40+ saves.....	October 27, 2016 - Adam Huska (UConn, 47 saves, 4-2 UConn win)
Opposing goalie made 50+ saves.....	March 6, 2015 - Steve Mastalerz (UMass, 75 saves, 4-3 win)

Notre Dame had a penalty shot.....	November 15, 2013 - Connor Hurley (missed at Merrimack)
.....	December 6, 2013 - Jeff Costello (scored vs. Massachusetts)
.....	March 16, 2013 - Bryan Rust (scored vs. Bowling Green)
.....	Jan. 26, 2013 - Anders Lee (stopped by Ferris State)
Opp. had a penalty shot.....	January 29, 2016 - Colin White - Boston College (saved by Cal Petersen, BC wins 4-0)
.....	January 22, 2016 - Ara Nazarian - New Hampshire (scored on Cal Petersen, ND wins 5-1)
.....	December 10, 2015 - Colin White - Boston College (saved by Cal Petersen, ND wins 4-3)

SERIES

Notre Dame swept a two-game series	December 31, 2016 - January 1, 2017 (vs. Alaska, 5-0, 4-0)
Notre Dame swept in a two-game series	January 23-24, 2015 (Northeastern (2-3, 2-4)
Notre Dame swept a Hockey East home series	February 12-13, 2016 (vs. Maine, 4-1, 5-1)
Notre Dame swept a Hockey East road series	February 5-6, 2016 (at Vermont, 2-1, 3-1)

The Last Time Notre Dame ... (Comebacks).....

Erased a two-goal deficit to win or tie	vs. Boston College on Dec. 10, 2016 (W, 3-2)
Erased a two-goal, third period deficit to win or tie	at Boston College on Dec. 10, 2015 (W, 4-3)

NOTRE DAME'S 2016-17 RECORD WHEN

Overall	12-7-2
In Hockey East games	5-3-1
Non-conference games.....	7-4-1
Home	9-5-1
Road.....	3-2-1
Neutral.....	0-0-0
In overtime games	0-1-1
When Notre Dame scores first	9-2-0
When opponents score first	3-5-1
When Notre Dame leads after one period	4-1-0
When Notre Dame trails after one period	2-4-0
When score is tied after one period	6-2-2
When Notre Dame leads after two periods	9-0-0
When Notre Dame trails after two periods	0-5-1
When score is tied after two periods	3-2-1
When Notre Dame outshoots opponent	11-3-2
When opponent outshoots Notre Dame	1-4-0
When shots are even	0-0-0
In Game 1 of weekend series*	5-4-1
In Game 2 of weekend series*	6-3-1
In Game 1 of Hockey East weekend series.....	1-3-0
In Game 2 of Hockey East weekend series.....	3-0-1
* - Includes Shillelagh Tournament games	
In one-goal games	1-3-0
In two-goal games	4-3-0
When scoring two or more goals	11-5-1
When scoring three or more goals.....	11-2-1
When scoring four or more goals.....	7-1-0
When scoring five or more goals.....	6-0-0

Against Ranked Opponents

vs. #3/4 Boston College.....	1-0-0
at #4/4 Minnesota Duluth	1-1-0
vs. #5/6 UMass Lowell	1-1-0

Month-By-Month

Notre Dame in October.....	4-3-1
Notre Dame in November	3-2-1
Notre Dame in December	3-1-0
Notre Dame in January.....	2-1-0
Notre Dame in February
Notre Dame in March

Vs. Conferences

Atlantic Hockey	1-0-0
Big Ten	0-1-1
ECAC.....	0-1-0
Hockey East	5-3-1
Independent	2-0-0
NCHC.....	1-1-0
WCHA.....	3-1-0

Date	Opponent	Score	Att.	Record:	Overall	Home	Away	Neutral
Oct 07	ARIZONA STATE	W 9-2	3356	ALL GAMES	12-7-2	9-5-1	3-2-1	0-0-0
Oct 08	ARIZONA STATE	W 4-2	3554	CONFERENCE	5-3-1	3-2-0	2-1-1	0-0-0
Oct 14	at #4 Minnesota Duluth	L 3-4	5526	NON-CONFERENCE	7-4-1	6-3-1	1-1-0	0-0-0
Oct 15	at #4 Minnesota Duluth	W 3-1	6014					
Oct 21	PENN STATE	Tot 3-3	3411					
Oct 22	PENN STATE	Lot 2-3	3518					
* Oct 27	UCONN	L 2-4	2936					
* Oct 28	UCONN	W 6-2	4065					
* Nov 12	at Northeastern	W 5-2	3511					
* Nov 13	at Northeastern	T 0-0	1444					
* Nov 17	#5 UMASS LOWELL	L 1-4	3151					
* Nov 18	#5 UMASS LOWELL	W 4-1	4653					
Nov 25	HOLY CROSS	W 5-3	4581					
Nov 26	CLARKSON	L 0-2	3865					
* Dec 2	at Massachusetts	L 4-5	2481					
* Dec 3	at Massachusetts	W 3-0	3039					
* Dec 10	#3 BOSTON COLLEGE	W 3-2	5022					
Dec 31	ALASKA	W 5-0	4149					
Jan 01	ALASKA	W 4-0	4023					
Jan 06	MICHIGAN TECH	W 3-1	4328					
Jan 07	MICHIGAN TECH	L 2-4	4741					

#	Player	gp	g	a	pts	sh	sh%	pen-min	pp	sh
10	Anders Bjork	21	14	19	33	72	.194	4-8	3	1
15	Andrew Oglevie	21	9	12	21	71	.127	2-4	4	0
18	Jake Evans	21	7	13	20	49	.143	10-31	1	1
3	Jordan Gross	21	5	13	18	74	.068	6-12	3	0
25	Dylan Malmquist	21	5	12	17	32	.156	7-14	2	0
16	Connor Hurley	19	4	12	16	26	.154	10-20	0	0
27	Bobby Nardella	21	5	9	14	60	.083	8-24	3	0
26	Cam Morrison	21	6	7	13	46	.130	4-8	2	0
22	Andrew Peeke	21	3	7	10	28	.107	4-8	0	0
21	Joe Wegwerth	20	5	4	9	36	.139	6-12	3	0
4	Dennis Gilbert	21	0	7	7	26	.000	5-10	0	0
6	Tory Dello	20	1	5	6	34	.029	15-49	0	0
11	Cal Burke	21	1	4	5	33	.030	4-8	0	0
28	Jack Jenkins	17	3	1	4	37	.081	1-2	0	0
9	Dawson Cook	20	1	2	3	23	.043	3-6	0	0
29	Bo Brauer	8	2	0	2	6	.333	2-12	1	0
2	Tony Bretzman	5	0	1	1	4	.000	0-0	0	0
12	Felix Holmberg	7	0	0	0	4	.000	0-0	0	0
19	Mike O'Leary	18	0	0	0	11	.000	5-18	0	0
8	Ben Ostlie	15	0	0	0	5	.000	3-6	0	0
24	Luke Ripley	19	0	0	0	11	.000	12-24	0	0
TM	TEAM	15	0	0	0	0	.000	3-6	0	0
	Total	21	71	128	199	688	.103	114-282	22	2
	Opponents	21	45	78	123	551	.082	138-349	14	0

#	Goalie	gp	min	ga	gaavg	saves	save%	w-l-t
40	Cal Petersen	21	1220:24	42	2.06	499	.922	12-7-2
32	Cale Morris	1	19:43	1	3.04	7	.875	0-0-0
TM	EMPTY NET	15	6:13	2	-	0	.000	0-0-0
	Total	21	1246:20	45	2.17	506	.918	12-7-2
	Opponents	21	1246:20	71	3.42	617	.897	7-12-2

Attendance Summary		ND	Opponent
Total		59353	22015
Dates/Avg Per Date		15/3957	6/3669
Neutral Site #/Avg		0/0	

Goals by Period	1st	2nd	3rd	OT	Total
Notre Dame	13	29	29	0	71
Opponents	15	16	13	1	45

Saves by Period	1st	2nd	3rd	OT	Total
Notre Dame	167	172	162	5	506
Opponents	203	223	188	3	617

	ND	OPP
TEAM STATISTICS		
SHOT STATISTICS		
Goals-Shot attempts	71-688	45-551
Shot pct.	.103	.082
Goals/Game	3.4	2.1
Shots/Game	32.8	26.2
POWER PLAYS		
Goals-Power Plays	22-114	14-94
Conversion Percent	.193	.149
Shot Attempts	164	124
Shot Percent	.134	.113
GOAL BREAKDOWN		
Power Play	22	14
Short-handed	2	0
Empty net	3	2
Penalty	0	0
Unassisted	3	1
Overtime	0	1
PENALTIES		
Number	114	138
Minutes	282	349
Penalties/Game	5.4	6.6
Pen minutes/Game	13.4	16.6

##	Player	gp	Shots					+/-	Penalties				Goals								
			g	a	pts	sh	sh%		pen-min	min	maj	oth	pp	sh	fg	gw	gt	ot	ht	pn	ua
10	Anders Bjork	21	14	19	33	72	.194	+14	4-8	4	0	0	3	1	2	4	0	0	0	0	1
15	Andrew Oglevie	21	9	12	21	71	.127	+8	2-4	2	0	0	4	0	2	1	0	0	0	0	1
18	Jake Evans	21	7	13	20	49	.143	+11	10-31	8	1	1	1	1	1	0	0	0	0	0	0
3	Jordan Gross	21	5	13	18	74	.068	+9	6-12	6	0	0	3	0	0	1	1	0	0	0	0
25	Dylan Malmquist	21	5	12	17	32	.156	+6	7-14	7	0	0	2	0	1	1	0	0	0	0	0
16	Connor Hurley	19	4	12	16	26	.154	+5	10-20	10	0	0	0	0	2	1	0	0	0	0	0
27	Bobby Nardella	21	5	9	14	60	.083	+6	8-24	7	0	1	3	0	1	0	0	0	0	0	0
26	Cam Morrison	21	6	7	13	46	.130	+5	4-8	4	0	0	2	0	0	1	0	0	0	0	0
22	Andrew Peeke	21	3	7	10	28	.107	+6	4-8	4	0	0	0	0	0	1	0	0	0	0	0
21	Joe Wegwerth	20	5	4	9	36	.139	+3	6-12	6	0	0	3	0	1	0	0	0	0	0	1
4	Dennis Gilbert	21	0	7	7	26	.000	+15	5-10	5	0	0	0	0	0	0	0	0	0	0	0
6	Tory Dello	20	1	5	6	34	.029	+3	15-49	12	1	2	0	0	0	0	0	0	0	0	0
11	Cal Burke	21	1	4	5	33	.030	-2	4-8	4	0	0	0	0	0	0	0	0	0	0	0
28	Jack Jenkins	17	3	1	4	37	.081	-2	1-2	1	0	0	0	0	1	2	0	0	0	0	0
9	Dawson Cook	20	1	2	3	23	.043	+2	3-6	3	0	0	0	0	0	0	0	0	0	0	0
29	Bo Brauer	8	2	0	2	6	.333	+1	2-12	1	0	1	1	0	0	0	0	0	0	0	0
2	Tony Bretzman	5	0	1	1	4	.000	-1	0-0	0	0	0	0	0	0	0	0	0	0	0	0
12	Felix Holmberg	7	0	0	0	4	.000	0	0-0	0	0	0	0	0	0	0	0	0	0	0	0
19	Mike O'Leary	18	0	0	0	11	.000	+2	5-18	4	0	1	0	0	0	0	0	0	0	0	0
8	Ben Ostlie	15	0	0	0	5	.000	-1	3-6	3	0	0	0	0	0	0	0	0	0	0	0
24	Luke Ripley	19	0	0	0	11	.000	-3	12-24	12	0	0	0	0	0	0	0	0	0	0	0
TM	TEAM	15	0	0	0	0	.000	0	3-6	3	0	0	0	0	0	0	0	0	0	0	0
	Total	21	71	128	199	688	.103	+87	114-282	106	2	6	22	2	11	12	1	0	0	0	3
	Opponents	21	45	78	123	551	.082	-	138-349	127	3	8	14	0	9	7	0	1	0	0	1

##	Goalie	gp-gs	Goal average			Saves		Record				Goals allowed				
			minutes	ga	avg	saves	pct	w	l	t	sho	pp	sh	en	pen	sog
40	Cal Petersen	21-21	1220:24	42	2.06	499	.922	12	7	2	4	14	0	0	0	0
32	Cale Morris	1-0	19:43	1	3.04	7	.875	0	0	0	0	0	0	0	0	
TM	EMPTY NET	15-0	6:13	2	-	0	.000	0	0	0	0	0	0	2	0	
	Total	21-0	1246:20	45	2.17	506	.918	12	7	2	4	14	0	2	0	
	Opponents	21-0	1246:20	71	3.42	617	.897	7	12	2	2	22	2	3	0	

##	Points	GP	G	A	Pts	Sh	##	Assists	GP	G	A	Pts	Sh
10	Anders Bjork	21	14	19	33	72	10	Anders Bjork	21	14	19	33	72
15	Andrew Oglevie	21	9	12	21	71	18	Jake Evans	21	7	13	20	49
18	Jake Evans	21	7	13	20	49	3	Jordan Gross	21	5	13	18	74
3	Jordan Gross	21	5	13	18	74	15	Andrew Oglevie	21	9	12	21	71
25	Dylan Malmquist	21	5	12	17	32	25	Dylan Malmquist	21	5	12	17	32
16	Connor Hurley	19	4	12	16	26	16	Connor Hurley	19	4	12	16	26
27	Bobby Nardella	21	5	9	14	60	27	Bobby Nardella	21	5	9	14	60
26	Cam Morrison	21	6	7	13	46	26	Cam Morrison	21	6	7	13	46
22	Andrew Peeke	21	3	7	10	28	22	Andrew Peeke	21	3	7	10	28
21	Joe Wegwerth	20	5	4	9	36	4	Dennis Gilbert	21	0	7	7	26

##	Goals	GP	G	A	Pts	Sh	##	Shots	GP	G	A	Pts	Sh	Sh%
10	Anders Bjork	21	14	19	33	72	3	Jordan Gross	21	5	13	18	74	.068
15	Andrew Oglevie	21	9	12	21	71	10	Anders Bjork	21	14	19	33	72	.194
18	Jake Evans	21	7	13	20	49	15	Andrew Oglevie	21	9	12	21	71	.127
26	Cam Morrison	21	6	7	13	46	27	Bobby Nardella	21	5	9	14	60	.083
3	Jordan Gross	21	5	13	18	74	18	Jake Evans	21	7	13	20	49	.143
25	Dylan Malmquist	21	5	12	17	32	26	Cam Morrison	21	6	7	13	46	.130
27	Bobby Nardella	21	5	9	14	60	28	Jack Jenkins	17	3	1	4	37	.081
21	Joe Wegwerth	20	5	4	9	36	21	Joe Wegwerth	20	5	4	9	36	.139
16	Connor Hurley	19	4	12	16	26	6	Tory Dello	20	1	5	6	34	.029
22	Andrew Peeke	21	3	7	10	28	11	Cal Burke	21	1	4	5	33	.030

##	Power-Play Goals	GP	PPG	##	Shot Pct.	GP	G	A	Pts	Sh	Sh%
15	Andrew Oglevie	21	4	29	Bo Brauer	8	2	0	2	6	.333
21	Joe Wegwerth	20	3	10	Anders Bjork	21	14	19	33	72	.194
3	Jordan Gross	21	3	25	Dylan Malmquist	21	5	12	17	32	.156
27	Bobby Nardella	21	3	16	Connor Hurley	19	4	12	16	26	.154
10	Anders Bjork	21	3	18	Jake Evans	21	7	13	20	49	.143
26	Cam Morrison	21	2	21	Joe Wegwerth	20	5	4	9	36	.139
25	Dylan Malmquist	21	2	26	Cam Morrison	21	6	7	13	46	.130
##	Short-Handed Goals	GP	SHG	15	Andrew Oglevie	21	9	12	21	71	.127
18	Jake Evans	21	1	22	Andrew Peeke	21	3	7	10	28	.107
10	Anders Bjork	21	1	27	Bobby Nardella	21	5	9	14	60	.083

##	Game-Winning Goals	GP	GWG	##	Penalties	GP	Pen	Min
10	Anders Bjork	21	4	6	Tory Dello	20	15	49
28	Jack Jenkins	17	2	24	Luke Ripley	19	12	24
## <th>Plus/Minus</th> <th>GP</th> <th>+/-</th> <td>16</td> <td>Connor Hurley</td> <td>19</td> <td>10</td> <td>20</td>	Plus/Minus	GP	+/-	16	Connor Hurley	19	10	20
4	Dennis Gilbert	21	+15	18	Jake Evans	21	10	31
10	Anders Bjork	21	+14	27	Bobby Nardella	21	8	24
18	Jake Evans	21	+11	25	Dylan Malmquist	21	7	14
3	Jordan Gross	21	+9	21	Joe Wegwerth	20	6	12
15	Andrew Oglevie	21	+8	3	Jordan Gross	21	6	12
25	Dylan Malmquist	21	+6	19	Mike O'Leary	18	5	18
27	Bobby Nardella	21	+6	4	Dennis Gilbert	21	5	10
22	Andrew Peeke	21	+6	## <th>Penalty Minutes</th> <th>GP</th> <th>Pen</th> <th>Min</th>	Penalty Minutes	GP	Pen	Min
16	Connor Hurley	19	+5	6	Tory Dello	20	15	49
26	Cam Morrison	21	+5	18	Jake Evans	21	10	31
				24	Luke Ripley	19	12	24
				27	Bobby Nardella	21	8	24
				16	Connor Hurley	19	10	20
				19	Mike O'Leary	18	5	18
				25	Dylan Malmquist	21	7	14
				3	Jordan Gross	21	6	12
				21	Joe Wegwerth	20	6	12
				29	Bo Brauer	8	2	12

Date	Opponent		Score	Shots	Overall	Conf	Time	Att.	Goalie of record
Oct 07	ARIZONA STATE	W	9-2	51/19	1-0-0	0-0-0	2:45	3356	Cal Petersen
Oct 08	ARIZONA STATE	W	4-2	37/25	2-0-0	0-0-0	2:18	3554	Cal Petersen
Oct 14	at #4 Minnesota Duluth	L	3-4	23/32	2-1-0	0-0-0	2:20	5526	Cal Petersen
Oct 15	at #4 Minnesota Duluth	W	3-1	38/28	3-1-0	0-0-0	2:13	6014	Cal Petersen
Oct 21	PENN STATE	Tot	3-3	33/32	3-1-1	0-0-0	2:27	3411	Cal Petersen
Oct 22	PENN STATE	Lot	2-3	28/33	3-2-1	0-0-0	2:20	3518	Cal Petersen
* Oct 27	UCONN	L	2-4	49/25	3-3-1	0-1-0	2:23	2936	Cal Petersen
* Oct 28	UCONN	W	6-2	39/32	4-3-1	1-1-0	2:00	4065	Cal Petersen
* Nov 12	at Northeastern	W	5-2	28/25	5-3-1	2-1-0	2:20	3511	Cal Petersen
* Nov 13	at Northeastern	T	0-0	22/16	5-3-2	2-1-1	1:28	1444	Cal Petersen
* Nov 17	#5 UMASS LOWELL	L	1-4	23/35	5-4-2	2-2-1	2:00	3151	Cal Petersen
* Nov 18	#5 UMASS LOWELL	W	4-1	34/22	6-4-2	3-2-1	2:10	4653	Cal Petersen
Nov 25	HOLY CROSS	W	5-3	30/20	7-4-2	3-2-1	1:58	4581	Cal Petersen
Nov 26	CLARKSON	L	0-2	35/27	7-5-2	3-2-1	2:07	3865	Cal Petersen
* Dec 2	at Massachusetts	L	4-5	25/24	7-6-2	3-3-1	2:29	2481	Cal Petersen
* Dec 3	at Massachusetts	W	3-0	36/22	8-6-2	4-3-1	2:20	3039	Cal Petersen
* Dec 10	#3 BOSTON COLLEGE	W	3-2	32/17	9-6-2	5-3-1	2:15	5022	Cal Petersen
Dec 31	ALASKA	W	5-0	38/34	10-6-2	5-3-1	2:11	4149	Cal Petersen
Jan 01	ALASKA	W	4-0	36/21	11-6-2	5-3-1	2:05	4023	Cal Petersen
Jan 06	MICHIGAN TECH	W	3-1	26/28	12-6-2	5-3-1	2:17	4328	Cal Petersen
Jan 07	MICHIGAN TECH	L	2-4	25/34	12-7-2	5-3-1	2:25	4741	Cal Petersen

Team Record	W-L-T	Attendance	Dates	Total	Avg.
Overall:	12-7-2	Total:	21	81368	3875
Conference:	5-3-1	Home:	15	59353	3957
Home:	9-5-1	Away:	6	22015	3669
Away:	3-2-1	Neutral:	0	0	0
Neutral:	0-0-0				
Overtime:	0-1-1				

Date	Opponent	Score	Goals	Shots		Penalties		Power Plays	
				Assists	Shots	Pen-Min	Pen-Min	G-Ch	G-Ch
Oct 07	ARIZONA STATE	9-2	9 / 2	17 / 4	51 / 19	17-66	/ 31-116	6-19	/ 0-9
Oct 08	ARIZONA STATE	4-2	4 / 2	8 / 4	37 / 25	5-10	/ 12-32	1-9	/ 1-4
Oct 14	at Minnesota Duluth	3-4	3 / 4	5 / 7	23 / 32	6-12	/ 6-12	2-6	/ 1-6
Oct 15	at Minnesota Duluth	3-1	3 / 1	6 / 1	38 / 28	4-8	/ 3-6	1-3	/ 0-4
Oct 21	PENN STATE	3-3	3 / 3	4 / 6	33 / 32	9-18	/ 11-22	0-10	/ 1-8
Oct 22	PENN STATE	2-3	2 / 3	4 / 5	28 / 33	5-10	/ 6-12	2-6	/ 0-5
Oct 27	UCONN	2-4	2 / 4	4 / 7	49 / 25	1-2	/ 6-12	0-6	/ 1-1
Oct 28	UCONN	6-2	6 / 2	11 / 4	39 / 32	2-4	/ 1-2	1-1	/ 1-2
Nov 12	at Northeastern	5-2	5 / 2	10 / 4	28 / 25	4-8	/ 2-4	1-2	/ 2-4
Nov 13	at Northeastern	0-0	0 / 0	0 / 0	22 / 16	4-8	/ 6-12	0-4	/ 0-3
Nov 17	UMASS LOWELL	1-4	1 / 4	2 / 7	23 / 35	6-12	/ 5-10	0-4	/ 0-5
Nov 18	UMASS LOWELL	4-1	4 / 1	8 / 2	34 / 22	7-25	/ 4-8	0-4	/ 0-6
Nov 25	HOLY CROSS	5-3	5 / 3	8 / 4	30 / 20	2-4	/ 4-8	1-4	/ 1-2
Nov 26	CLARKSON	0-2	0 / 2	0 / 2	35 / 27	6-23	/ 8-16	0-7	/ 0-4
Dec 2	at Massachusetts	4-5	4 / 5	7 / 9	25 / 24	4-8	/ 2-4	1-2	/ 3-4
Dec 3	at Massachusetts	3-0	3 / 0	6 / 0	36 / 22	7-14	/ 4-8	0-2	/ 0-5
Dec 10	BOSTON COLLEGE	3-2	3 / 2	4 / 4	32 / 17	4-8	/ 6-12	1-6	/ 2-4
Dec 31	ALASKA	5-0	5 / 0	9 / 0	38 / 34	6-12	/ 6-12	2-5	/ 0-4
Jan 01	ALASKA	4-0	4 / 0	7 / 0	36 / 21	5-10	/ 5-21	2-5	/ 0-5
Jan 06	MICHIGAN TECH	3-1	3 / 1	4 / 2	26 / 28	5-10	/ 6-12	0-6	/ 1-5
Jan 07	MICHIGAN TECH	2-4	2 / 4	4 / 6	25 / 34	5-10	/ 4-8	1-3	/ 0-4
Totals		71-45	71 / 45	128 / 78	688 / 551	114-282	/ 138-349	22-114	/ 14-94

Note: Game totals are displayed in the format TEAM/OPPONENT for each category

Date	Opponent	Score	Att.	Record:	Overall	Home	Away	Neutral
* Oct 27	UCONN	L 2-4	2936	ALL GAMES	5-3-1	3-2-0	2-1-1	0-0-0
* Oct 28	UCONN	w 6-2	4065	CONFERENCE	5-3-1	3-2-0	2-1-1	0-0-0
* Nov 12	at Northeastern	w 5-2	3511	NON-CONFERENCE	0-0-0	0-0-0	0-0-0	0-0-0
* Nov 13	at Northeastern	T 0-0	1444					
* Nov 17	#5 UMASS LOWELL	L 1-4	3151					
* Nov 18	#5 UMASS LOWELL	w 4-1	4653					
* Dec 2	at Massachusetts	L 4-5	2481					
* Dec 3	at Massachusetts	w 3-0	3039					
* Dec 10	#3 BOSTON COLLEGE	w 3-2	5022					

TEAM STATISTICS	ND	OPP
SHOT STATISTICS		
Goals-Shot attempts	28-288	20-218
Shot pct.	.097	.092
Goals/Game	3.1	2.2
Shots/Game	32.0	24.2
POWER PLAYS		
Goals-Power Plays	4-31	9-34
Conversion Percent	.129	.265
Shot Attempts	44	48
Shot Percent	.091	.188
GOAL BREAKDOWN		
Power Play	4	9
Short-handed	1	0
Empty net	1	2
Penalty	0	0
Unassisted	1	0
Overtime	0	0
PENALTIES		
Number	39	36
Minutes	89	72
Penalties/Game	4.3	4.0
Pen minutes/Game	9.9	8.0

##	Player	gp	g	a	pts	sh	sh%	pen-min	pp	sh
10	Anders Bjork	9	7	7	14	31	.226	3-6	1	1
18	Jake Evans	9	4	5	9	25	.160	4-8	0	0
15	Andrew Oglevie	9	3	5	8	26	.115	1-2	0	0
16	Connor Hurley	9	2	5	7	8	.250	4-8	0	0
27	Bobby Nardella	9	2	5	7	25	.080	2-4	1	0
22	Andrew Peeke	9	3	3	6	16	.188	3-6	0	0
26	Cam Morrison	9	2	3	5	21	.095	1-2	0	0
4	Dennis Gilbert	9	0	5	5	12	.000	2-4	0	0
3	Jordan Gross	9	1	2	3	24	.042	0-0	1	0
21	Joe Wegwerth	9	1	2	3	15	.067	1-2	1	0
11	Cal Burke	9	0	3	3	16	.000	1-2	0	0
25	Dylan Malmquist	9	0	3	3	13	.000	3-6	0	0
9	Dawson Cook	9	1	1	2	13	.077	2-4	0	0
6	Tory Dello	8	1	1	2	4	.250	5-21	0	0
28	Jack Jenkins	9	1	1	2	22	.045	0-0	0	0
2	Tony Bretzman	2	0	1	1	3	.000	0-0	0	0
29	Bo Brauer	2	0	0	0	1	.000	0-0	0	0
12	Felix Holmberg	3	0	0	0	3	.000	0-0	0	0
19	Mike O'Leary	7	0	0	0	4	.000	2-4	0	0
8	Ben Ostlie	5	0	0	0	0	.000	0-0	0	0
24	Luke Ripley	9	0	0	0	6	.000	5-10	0	0
Total		9	28	52	80	288	.097	39-89	4	1
Opponents		9	20	37	57	218	.092	36-72	9	0

##	Goalie	gp	min	ga	gaavg	saves	save%	w-l-t
40	Cal Petersen	9	518:27	18	2.08	198	.917	5-3-1
TM	EMPTY NET	5	1:33	2	-	0	.000	0-0-0
Total		9	520:00	20	2.31	198	.908	5-3-1
Opponents		9	520:00	28	3.23	260	.903	3-5-1

Attendance Summary	ND	Opponent
Total	19827	10475
Dates/Avg Per Date	5/3965	4/2619
Neutral Site #/Avg	0/0	

Goals by Period	1st	2nd	3rd	Total
Notre Dame	2	12	14	28
Opponents	6	7	7	20

Saves by Period	1st	2nd	3rd	Total
Notre Dame	77	60	61	198
Opponents	81	101	78	260

Opponent	Date	Score	2 BRETZMAN,T	3 GROSS,JORD	4 GILBERT,DEN	6 DELLO,TORY	8 OSTLIE,BEN	9 COOK,DAWS	10 BJORK,ANDE	11 BURKE,CAL	12 HOLMBERG,F	15 OGLEVIE,AN	16 HURLEY,CON
ASU	Oct 07	9-2 W	DNP	1-2-3	0-1-1	0-2-2	DNP	DNP	2-1-3	0-1-1	0-0-0	1-2-3	0-2-2
ASU	Oct 08	4-2 W	0-0-0	0-1-1	0-0-0	0-0-0	0-0-0	0-0-0	2-2-4	0-0-0	DNP	0-0-0	1-2-3
at UMD	Oct 14	3-4 L	DNP	0-0-0	0-0-0	0-0-0	0-0-0	0-0-0	1-0-1	0-0-0	0-0-0	1-1-2	0-1-1
at UMD	Oct 15	3-1 W	0-0-0	1-0-1	0-0-0	0-0-0	0-0-0	0-0-0	0-2-2	0-0-0	DNP	1-0-1	0-1-1
PSU	Oct 21	3-3 t	DNP	1-1-2	0-0-0	0-0-0	0-0-0	0-1-1	0-1-1	0-0-0	0-0-0	1-0-1	0-0-0
PSU	Oct 22	2-3 L	0-0-0	0-1-1	0-0-0	0-0-0	0-0-0	0-0-0	0-0-0	0-0-0	DNP	0-2-2	0-0-0
UCONN	Oct 27	2-4 L	DNP	0-0-0	0-0-0	1-0-1	0-0-0	0-0-0	0-1-1	0-0-0	DNP	0-1-1	0-1-1
UCONN	Oct 28	6-2 W	DNP	0-0-0	0-2-2	0-1-1	DNP	0-1-1	2-2-4	0-0-0	0-0-0	0-1-1	1-1-2
at NU	Nov 12	5-2 W	DNP	1-0-1	0-2-2	0-0-0	DNP	0-0-0	0-2-2	0-0-0	0-0-0	1-2-3	0-0-0
at NU	Nov 13	0-0 t	DNP	0-0-0	0-0-0	0-0-0	0-0-0	0-0-0	0-0-0	0-0-0	0-0-0	0-0-0	0-0-0
UML	Nov 17	1-4 L	DNP	0-1-1	0-0-0	0-0-0	0-0-0	0-0-0	0-0-0	0-0-0	DNP	0-0-0	1-0-1
UML	Nov 18	4-1 W	DNP	0-0-0	0-0-0	0-0-0	0-0-0	1-0-1	1-1-2	0-2-2	DNP	0-0-0	0-1-1
HC	Nov 25	5-3 W	DNP	0-1-1	0-0-0	0-2-2	0-0-0	0-0-0	1-2-3	0-0-0	0-0-0	1-0-1	1-1-2
CLARKSON	Nov 26	0-2 L	DNP	0-0-0	0-0-0	0-0-0	DNP	0-0-0	0-0-0	0-0-0	DNP	0-0-0	0-0-0
at UMASS	Dec 2	4-5 L	DNP	0-1-1	0-0-0	0-0-0	DNP	0-0-0	2-0-2	0-0-0	DNP	0-1-1	0-1-1
at UMASS	Dec 3	3-0 W	0-1-1	0-0-0	0-1-1	DNP	0-0-0	0-0-0	0-1-1	0-1-1	DNP	1-0-1	0-0-0
BC	Dec 10	3-2 W	0-0-0	0-0-0	0-0-0	0-0-0	DNP	0-0-0	2-0-2	0-0-0	DNP	1-0-1	0-1-1
UAF	Dec 31	5-0 W	DNP	0-3-3	0-1-1	0-0-0	0-0-0	0-0-0	0-2-2	1-0-1	DNP	1-0-1	DNP
UAF	Jan 01	4-0 W	DNP	1-1-2	0-0-0	0-0-0	0-0-0	0-0-0	1-1-2	0-0-0	DNP	0-1-1	DNP
MTU	Jan 06	3-1 W	DNP	0-1-1	0-0-0	0-0-0	0-0-0	0-0-0	0-1-1	0-0-0	DNP	0-0-0	0-0-0
MTU	Jan 07	2-4 L	DNP	0-0-0	0-0-0	0-0-0	0-0-0	0-0-0	0-0-0	0-0-0	DNP	0-1-1	0-0-0

Opponent	Date	Score	18 EVANS,JAKE	19 O'LEARY,MIK	21 WEGWERTH,	22 PEEKE,ANDR	24 RIPLEY,LUKE	25 MALMQUIST,	26 MORRISON,C	27 NARDELLA,B	28 JENKINS,JAC	29 BRAUER,BO	32 MORRIS,CAL
ASU	Oct 07	9-2 W	0-1-1	0-0-0	0-1-1	0-0-0	0-0-0	1-1-2	0-2-2	2-1-3	0-0-0	2-0-2	0-0-0
ASU	Oct 08	4-2 W	0-0-0	0-0-0	DNP	0-0-0	0-0-0	1-2-3	0-0-0	0-1-1	0-0-0	DNP	DNP
at UMD	Oct 14	3-4 L	0-2-2	0-0-0	0-0-0	0-0-0	0-0-0	0-0-0	1-1-2	0-0-0	DNP	DNP	DNP
at UMD	Oct 15	3-1 W	0-0-0	0-0-0	0-0-0	0-0-0	DNP	1-2-3	0-0-0	0-1-1	DNP	0-0-0	DNP
PSU	Oct 21	3-3 t	1-1-2	0-0-0	0-0-0	0-0-0	0-0-0	0-0-0	0-0-0	0-0-0	DNP	DNP	DNP
PSU	Oct 22	2-3 L	0-1-1	0-0-0	2-0-2	0-0-0	DNP	0-0-0	0-0-0	0-0-0	DNP	0-0-0	DNP
UCONN	Oct 27	2-4 L	1-0-1	0-0-0	0-0-0	0-0-0	0-0-0	0-1-1	0-0-0	0-0-0	0-0-0	DNP	DNP
UCONN	Oct 28	6-2 W	0-1-1	0-0-0	1-0-1	0-1-1	0-0-0	0-1-1	1-0-1	0-0-0	1-0-1	0-0-0	DNP
at NU	Nov 12	5-2 W	1-2-3	0-0-0	0-0-0	1-0-1	0-0-0	0-0-0	1-1-2	0-1-1	0-0-0	DNP	DNP
at NU	Nov 13	0-0 t	0-0-0	DNP	0-0-0	0-0-0	0-0-0	0-0-0	0-0-0	0-0-0	0-0-0	DNP	DNP
UML	Nov 17	1-4 L	0-0-0	0-0-0	0-0-0	0-0-0	0-0-0	0-1-1	0-0-0	0-0-0	0-0-0	DNP	DNP
UML	Nov 18	4-1 W	0-0-0	DNP	0-0-0	1-1-2	0-0-0	0-0-0	0-0-0	1-2-3	0-1-1	0-0-0	DNP
HC	Nov 25	5-3 W	0-1-1	DNP	1-0-1	0-0-0	0-0-0	0-1-1	1-0-1	0-0-0	0-0-0	DNP	DNP
CLARKSON	Nov 26	0-2 L	0-0-0	0-0-0	0-0-0	0-0-0	0-0-0	0-0-0	0-0-0	0-0-0	0-0-0	0-0-0	DNP
at UMASS	Dec 2	4-5 L	0-1-1	0-0-0	0-0-0	1-1-2	0-0-0	0-0-0	0-0-0	1-2-3	0-0-0	0-0-0	DNP
at UMASS	Dec 3	3-0 W	2-0-2	0-0-0	0-1-1	0-0-0	0-0-0	0-0-0	0-1-1	0-0-0	0-0-0	DNP	DNP
BC	Dec 10	3-2 W	0-1-1	0-0-0	0-1-1	0-0-0	0-0-0	0-0-0	0-1-1	0-0-0	0-0-0	DNP	DNP
UAF	Dec 31	5-0 W	0-1-1	0-0-0	0-0-0	0-0-0	0-0-0	2-0-2	1-1-2	0-1-1	0-0-0	0-0-0	DNP
UAF	Jan 01	4-0 W	1-0-1	0-0-0	0-1-1	0-1-1	0-0-0	0-2-2	0-0-0	0-0-0	1-0-1	0-0-0	DNP
MTU	Jan 06	3-1 W	1-0-1	0-0-0	1-0-1	0-1-1	0-0-0	0-1-1	0-0-0	0-0-0	1-0-1	DNP	DNP
MTU	Jan 07	2-4 L	0-1-1	0-0-0	0-0-0	0-2-2	0-0-0	0-0-0	1-0-1	1-0-1	0-0-0	DNP	DNP

Hockey Game Box Score (Final)
Arizona State vs #8 Notre Dame (Oct 07, 2016 at Notre Dame, Ind.)

Arizona State (0-1-0) vs. Notre Dame (1-0-0, 0-0-0 HEA)
Date: Oct 07, 2016 • Location: Notre Dame, Ind. • Arena: Compton Ice Arena
Attendance: 3356 • Start time: 7:35 PM • End time: 10:10 PM • Total time: 2:45

Table with columns: Prd, Time, Team, Scored by, Assists, Vis. on ice, Home on ice, Goals by Period, Shots by Period, Power Play Goals-Att (Sh), Penalties-Minutes by Prd.

TEAM SUMMARY
Arizona State 1 2 3 Tot +/-
Notre Dame 1 2 3 Tot +/-

GOALTENDERS
Arizona State Dec Min GA 1 2 3 Saves
Notre Dame Dec Min GA 1 2 3 Saves

PENALTY SUMMARY
Prd Player Team Min/Offense Time
Prd Player Team Min/Offense Time

Hockey Game Box Score (Final)
Arizona State vs #8 Notre Dame (Oct 08, 2016 at Notre Dame, Ind.)

Arizona State (0-2-0) vs. Notre Dame (2-0-0, 0-0-0 HEA)
Date: Oct 08, 2016 • Location: Notre Dame, Ind. • Arena: Compton Ice Arena
Attendance: 3554 • Start time: 7:05 PM • End time: 9:23 PM • Total time: 2:18

Table with columns: Prd, Time, Team, Scored by, Assists, Vis. on ice, Home on ice, Goals by Period, Shots by Period, Power Play Goals-Att (Sh), Penalties-Minutes by Prd.

TEAM SUMMARY
Arizona State 1 2 3 Tot +/-
Notre Dame 1 2 3 Tot +/-

GOALTENDERS
Arizona State Dec Min GA 1 2 3 Saves
Notre Dame Dec Min GA 1 2 3 Saves

PENALTY SUMMARY
Prd Player Team Min/Offense Time
Prd Player Team Min/Offense Time

Hockey Game Box Score (Final)
#5 Notre Dame vs #4 Minnesota Duluth (Oct 14, 2016 at Duluth, Minn.)

Notre Dame (2-1-0)(0-0-0 HEA) vs. Minnesota Duluth (3-0-2)(0-0-0 NCHC)
Date: Oct 14, 2016 • Location: Duluth, Minn. • Arena: AMSOL Arena
Attendance: 5526 • Start time: 7:27 pm • End time: 9:27 • Total time: 2:20

Table with columns: Prd, Time, Team, Scored by, Assists, Vis. on ice, Home on ice, Goals by Period, Shots by Period, Power Play Goals-Att (Sh), Penalties-Minutes by Prd.

TEAM SUMMARY
Notre Dame 1 2 3 Tot +/-
Minnesota Duluth 1 2 3 Tot +/-

GOALTENDERS
Notre Dame Dec Min GA 1 2 3 Saves
Minnesota Duluth Dec Min GA 1 2 3 Saves

PENALTY SUMMARY
Prd Player Team Min/Offense Time
Prd Player Team Min/Offense Time

Hockey Game Box Score (Final)
#5 Notre Dame vs #4 Minnesota Duluth (Oct 15, 2016 at Duluth, Minn.)

Notre Dame (3-1-0)(0-0-0 HEA) vs. Minnesota Duluth (3-1-2)(0-0-0 NCHC)
Date: Oct 15, 2016 • Location: Duluth, Minn. • Arena: AMSOL Arena
Attendance: 6014 • Start time: 7:07 pm • End time: 9:20 • Total time: 2:13

Table with columns: Prd, Time, Team, Scored by, Assists, Vis. on ice, Home on ice, Goals by Period, Shots by Period, Power Play Goals-Att (Sh), Penalties-Minutes by Prd.

TEAM SUMMARY
Notre Dame 1 2 3 Tot +/-
Minnesota Duluth 1 2 3 Tot +/-

GOALTENDERS
Notre Dame Dec Min GA 1 2 3 Saves
Minnesota Duluth Dec Min GA 1 2 3 Saves

PENALTY SUMMARY
Prd Player Team Min/Offense Time
Prd Player Team Min/Offense Time

Hockey Game Box Score (Final) Penn State vs #3 Notre Dame (Oct 21, 2016 at Notre Dame, Ind.)

Penn State (2-1-1, 0-0-0 BIG) vs. Notre Dame (3-1-1, 0-0-0 HEA)
Date: Oct 21, 2016 • Location: Notre Dame, Ind. • Arena: Compton Family Arena
Attendance: 3411 • Start time: 7:35 PM • End time: 10:02 PM • Total time: 2:27

Table with columns: Prd, Time, Team, Scored by, Assists, Vis. on ice, Home on ice, Goals by Period, Shots by Period, Power Play Goals-Att (SH)

TEAM SUMMARY

Summary table for Penn State vs Notre Dame with columns for goals, assists, and penalties for both teams.

GOALTENDERS

Goaltender statistics for Cal Petersen (Penn State) and Empty Net (Notre Dame).

PENALTY SUMMARY

Penalty summary table listing players, teams, and times for both sides.

Penn State-Jones, Peyton (2-0-1). Notre Dame-Cal Petersen (3-1-1).
Timeout by Notre Dame at 14:45 in 3rd period.
Timeout by Penn State at 1:39 in OT period.

Referee's signature

Hockey Game Box Score (Final) Penn State vs #3 Notre Dame (Oct 22, 2016 at Notre Dame, Ind.)

Penn State (3-1-1, 0-0-0 BIG) vs. Notre Dame (3-2-1, 0-0-0 HEA)
Date: Oct 22, 2016 • Location: Notre Dame, Ind. • Arena: Compton Ice Arena
Attendance: 3518 • Start time: 7:10 PM • End time: 9:30 PM • Total time: 2:20

Table with columns: Prd, Time, Team, Scored by, Assists, Vis. on ice, Home on ice, Goals by Period, Shots by Period, Power Play Goals-Att (SH)

TEAM SUMMARY

Summary table for Penn State vs Notre Dame with columns for goals, assists, and penalties for both teams.

GOALTENDERS

Goaltender statistics for Jones, Peyton (Penn State) and Empty Net (Notre Dame).

PENALTY SUMMARY

Penalty summary table listing players, teams, and times for both sides.

Win-Jones, Peyton (3-0-1). Loss-Cal Petersen (3-2-1).
PSU Timeout at 12:49 of 2nd Period

Referee's signature

Hockey Game Box Score (Final) UCONN vs #6 Notre Dame (Oct 27, 2016 at Notre Dame, Ind.)

UCONN (3-1-2, 1-0-0 HEA) vs. Notre Dame (3-3-1, 0-1-0 HEA)
Date: Oct 27, 2016 • Location: Notre Dame, Ind. • Arena: Compton Family Arena
Attendance: 2936 • Start time: 7:35 PM • End time: 9:58 PM • Total time: 2:23

Table with columns: Prd, Time, Team, Scored by, Assists, Vis. on ice, Home on ice, Goals by Period, Shots by Period, Power Play Goals-Att (SH)

TEAM SUMMARY

Summary table for UCONN vs Notre Dame with columns for goals, assists, and penalties for both teams.

GOALTENDERS

Goaltender statistics for Huska, Adam (UCONN) and Empty Net (Notre Dame).

PENALTY SUMMARY

Penalty summary table listing players, teams, and times for both sides.

Win-Huska, Adam (1-1-1). Loss-Cal Petersen (3-3-1).

Referee's signature

Hockey Game Box Score (Final) UCONN vs #6 Notre Dame (Oct 28, 2016 at Notre Dame, Ind.)

UCONN (3-2-3, 1-1-0) vs. Notre Dame (4-3-1, 1-1-0)
Date: Oct 28, 2016 • Location: Notre Dame, Ind. • Arena: Compton Ice Arena
Attendance: 4065 • Start time: 7:35 PM • End time: 9:35 • Total time: 2:00

Table with columns: Prd, Time, Team, Scored by, Assists, Vis. on ice, Home on ice, Goals by Period, Shots by Period, Power Play Goals-Att (SH)

TEAM SUMMARY

Summary table for UCONN vs Notre Dame with columns for goals, assists, and penalties for both teams.

GOALTENDERS

Goaltender statistics for Huska, Adam (UCONN) and Empty Net (Notre Dame).

PENALTY SUMMARY

Penalty summary table listing players, teams, and times for both sides.

Win-Cal Petersen (4-3-1). Loss-Nichols, Rob (2-1-2).

Referee's signature

Hockey Game Box Score (Final) #9 Notre Dame vs Northeastern (Nov 12, 2016 at Boston, Mass.)

Notre Dame (5-3-1, 2-1-1 HEA) vs. Northeastern (3-4-3, 0-3-1 HEA) Date: Nov 12, 2016 • Location: Boston, Mass. • Arena: Matthews Arena Attendance: 3511 • Start time: 7:00pm • End time: 9:20pm • Total time: 2:20

Hockey Game Box Score (Final) #9 Notre Dame vs Northeastern (Nov 13, 2016 at Boston, Mass.)

Notre Dame (5-3-2, 2-1-1) vs. Northeastern (3-4-4, 0-3-2) Date: Nov 13, 2016 • Location: Boston, Mass. • Arena: Matthews Arena Attendance: 1444 • Start time: 3:00 pm • End time: 4:28 pm • Total time: 1:28

Hockey Game Box Score (Final) #5 UMass Lowell vs #9 Notre Dame (Nov 17, 2016 at Notre Dame, Ind.)

UMass Lowell (8-3-2, 4-1-0 HEA) vs. Notre Dame (5-4-2, 2-2-1 HEA) Date: Nov 17, 2016 • Location: Notre Dame, Ind. • Arena: Compton Family Arena Attendance: 3151 • Start time: 7:35 PM • End time: 9:35 PM • Total time: 2:00

Hockey Game Box Score (Final) #5 UMass Lowell vs #9 Notre Dame (Nov 18, 2016 at Notre Dame, Ind.)

UMass Lowell (8-4-2, 4-2-0 HEA) vs. Notre Dame (6-4-2, 3-2-1 HEA) Date: Nov 18, 2016 • Location: Notre Dame, Ind. • Arena: Compton Family Arena Attendance: 4653 • Start time: 7:35 PM • End time: 9:45 PM • Total time: 2:10

Hockey Game Box Score (Final) #3 Boston College vs #13 Notre Dame (Dec 10, 2016 at Notre Dame, Ind.)

Boston College (13-6-1, 8-1-1 HEA) vs. Notre Dame (9-6-2, 5-3-1 HEA) Date: Dec 10, 2016 Location: Notre Dame, Ind. Arena: Compton Ice Arena Attendance: 5022 Start time: 7:10 PM End time: 9:25 PM Total time: 2:15

Table with columns: Prd, Time, Team, Scored by, Assists, Vis. on ice, Home on ice, Goals by Period. Shows game progress from 1st to 3rd period.

TEAM SUMMARY

Table with columns: #, Boston College, 1, 2, 3, Tot +/-, #, Notre Dame, 1, 2, 3, Tot +/-.

Power Play Goals-Att (Sh)

Table with columns: Prd, BC, ND. Shows power play performance for both teams.

Penalties-Minutes by Prd

Table with columns: Prd, BC, ND. Shows penalty minutes for both teams per period.

Three stars: 1. Anders Bjork, 2. Andrew Ogilvie, 3. Joe Wolf. Officials: Referee: Barry Chomara. Referee: Scott Hensen. Linesman: Tommy George. Linesman: Robert Shintani.

GOALTENDERS

Table with columns: #, Boston College, Dec, Min, GA, 1, 2, 3, Saves, #, Notre Dame, Dec, Min, GA, 1, 2, 3, Saves.

PENALTY SUMMARY

Table with columns: Prd, Player, Team, MinOffense, Time, Prd, Player, Team, MinOffense, Time.

Win-Cal Petersen (9-6-2). Loss-Joe Wolf (10-6-1). Referee's signature

Hockey Game Box Score (Final) Alaska vs #12 Notre Dame (Dec 31, 2016 at Notre Dame, Ind.)

Alaska (6-13-2, 5-9-2 WCHA) vs. Notre Dame (10-6-2, 5-3-1 HEA) Date: Dec 31, 2016 Location: Notre Dame, Ind. Arena: Compton Family Arena Attendance: 4149 Start time: 4:05 PM End time: 6:16 PM Total time: 2:11

Table with columns: Prd, Time, Team, Scored by, Assists, Vis. on ice, Home on ice, Goals by Period. Shows game progress from 1st to 3rd period.

TEAM SUMMARY

Table with columns: #, Alaska, 1, 2, 3, Tot +/-, #, Notre Dame, 1, 2, 3, Tot +/-.

Power Play Goals-Att (Sh)

Table with columns: Prd, UAF, ND. Shows power play performance for both teams.

Penalties-Minutes by Prd

Table with columns: Prd, UAF, ND. Shows penalty minutes for both teams per period.

Three stars: 1. Cal Petersen, 2. Cam Morrison, 3. Jordan Gross. Officials: Referee: Walker Holton. Referee: James White. Linesman: Ed Moberg. Linesman: Robert Shintani.

GOALTENDERS

Table with columns: #, Alaska, Dec, Min, GA, 1, 2, 3, Saves, #, Notre Dame, Dec, Min, GA, 1, 2, 3, Saves.

PENALTY SUMMARY

Table with columns: Prd, Player, Team, MinOffense, Time, Prd, Player, Team, MinOffense, Time.

Win-Cal Petersen (10-6-2). Loss-Jones, Davis (1-5-1). Referee's signature

Hockey Game Box Score (Final) Alaska vs #12 Notre Dame (Jan 01, 2017 at Notre Dame, Ind.)

Alaska (6-14-2, 5-9-2 WCHA) vs. Notre Dame (11-6-2, 5-3-1 HEA) Date: Jan 01, 2017 Location: Notre Dame, Ind. Arena: Compton Ice Arena Attendance: 4023 Start time: 2:05 PM End time: 4:10 PM Total time: 2:05

Table with columns: Prd, Time, Team, Scored by, Assists, Vis. on ice, Home on ice, Goals by Period. Shows game progress from 1st to 3rd period.

TEAM SUMMARY

Table with columns: #, Alaska, 1, 2, 3, Tot +/-, #, Notre Dame, 1, 2, 3, Tot +/-.

Power Play Goals-Att (Sh)

Table with columns: Prd, UAF, ND. Shows power play performance for both teams.

Penalties-Minutes by Prd

Table with columns: Prd, UAF, ND. Shows penalty minutes for both teams per period.

Three stars: 1. Jordan Gross, 2. Anders Bjork, 3. Jack Jenkins. Officials: Referee: Walker Holton. Referee: James White. Linesman: Ed Moberg. Linesman: Robert Shintani.

GOALTENDERS

Table with columns: #, Alaska, Dec, Min, GA, 1, 2, 3, Saves, #, Notre Dame, Dec, Min, GA, 1, 2, 3, Saves.

PENALTY SUMMARY

Table with columns: Prd, Player, Team, MinOffense, Time, Prd, Player, Team, MinOffense, Time.

Win-Cal Petersen (11-6-2). Loss-Jens, Jesse (5-9-1). Referee's signature

Hockey Game Box Score (Final) Michigan Tech vs #12 Notre Dame (Jan 06, 2017 at Notre Dame, Ind.)

Michigan Tech (13-9-3, 11-3-2 WCHA) vs. Notre Dame (12-6-2, 5-3-1 HEA) Date: Jan 06, 2017 Location: Notre Dame, Ind. Arena: Compton Family Arena Attendance: 4326 Start time: 7:40 PM End time: 9:57 PM Total time: 2:17

Table with columns: Prd, Time, Team, Scored by, Assists, Vis. on ice, Home on ice, Goals by Period. Shows game progress from 1st to 3rd period.

TEAM SUMMARY

Table with columns: #, Michigan Tech, 1, 2, 3, Tot +/-, #, Notre Dame, 1, 2, 3, Tot +/-.

Power Play Goals-Att (Sh)

Table with columns: Prd, MTU, ND. Shows power play performance for both teams.

Penalties-Minutes by Prd

Table with columns: Prd, MTU, ND. Shows penalty minutes for both teams per period.

Three stars: 1. Cal Petersen, 2. Jack Jenkins, 3. Joe Wegwerth. Officials: Referee: Jamie Koharski. Referee: Peter Schlander. Linesman: Nicholas Bradshaw. Linesman: Casey Terri.

GOALTENDERS

Table with columns: #, Michigan Tech, Dec, Min, GA, 1, 2, 3, Saves, #, Notre Dame, Dec, Min, GA, 1, 2, 3, Saves.

PENALTY SUMMARY

Table with columns: Prd, Player, Team, MinOffense, Time, Prd, Player, Team, MinOffense, Time.

Win-Cal Petersen (12-6-2). Loss-Angus Redmond (12-4-1). Referee's signature

Hockey Game Box Score (Final)
Michigan Tech vs #12 Notre Dame (Jan 07, 2017 at Notre Dame, Ind.)

Michigan Tech (14-9-3, 11-3-2 WCHA) vs. Notre Dame (12-7-2, 5-3-1 HEA)
Date: Jan 07, 2017 • Location: Notre Dame, Ind. • Arena: Compton Family Arena
Attendance: 4741 • Start time: 7:10 PM • End time: 9:35 PM • Total time: 2:25

Prd	Time	Team	Scored by	Assists	Vis. on ice	Home on ice	Goals by Period
Team	1	2	3	Tot			
1	11:56	ND	PP Bobby Nardella/5	Andrew Peeke/6	15,7,2,4	27,15,22,26,18	MTU 0 2 2 4 ND 1 1 0 2
2	02:04	MTU	EV Jake Jackson/5	Andrew Oglevie/12	10,20,4,27,3	10,21,6,3,25	
3	06:48	MTU	EV Gavin Gould/4	Alex Smith/8	14,15,22,11,3	18,15,26,22,27	
4	09:28	ND	EV Cam Morrison/6	Jake Evans/13	14,11,12,4,15	26,18,22,15,27	
5	04:23	MTU	EV Michael Neville/5	Andrew Peeke/7	25,3,10,7,22	15,22,27,26,18	
6	17:34	MTU	EV Alex Smith/5	Matt Roy/12	20,7,2,6,27	10,25,18,3,27	
				Cliff Watson/8			

TEAM SUMMARY													
#	Michigan Tech	1	2	3	Tot	+/-	#	Notre Dame	1	2	3	Tot	+/-
2	Cliff Watson	0	1	0	1	+1	3	Jordan Gross	1	0	3	4	-2
3	Matt Roy	0	1	1	2	+3	4	Dennis Gilbert	0	0	1	1	0
4	Dane Birks	1	0	0	1	0	6	Tony Dello	2	1	0	3	-1
5	Chris Leiblinger	2	1	0	3	+1	8	Ben Ostlie	0	0	0	0	0
7	Reid Sturos	2	0	0	2	+2	9	Dawson Cook	0	0	0	0	0
9	Alex Gillies	0	1	0	1	0	10	Anders Bjork	0	0	1	1	-2
10	Jake Jackson	1	2	1	4	+2	11	Cal Burke	3	0	0	3	0
11	Joel L'Esperance	1	1	4	6	0	15	Andrew Oglevie	0	0	1	1	-1
12	Mark Auk	0	0	0	0	-1	16	Connor Hurley	0	1	0	1	0
13	Thomas Beretta	1	0	0	1	0	18	Jake Evans	1	0	1	2	-2
14	Gavin Gould	1	2	0	3	0	19	Mike O'Leary	0	0	0	0	0
15	Jake Lucchini	0	0	0	0	0	21	Joe Wegwerth	1	1	0	2	-1
16	Maxon Blacklock	0	0	0	0	0	22	Andrew Peeke	0	0	0	0	-1
20	Alex Smith	0	1	1	2	+2	24	Luke Ripley	0	1	1	2	0
22	Shane Hanna	1	1	2	4	+2	25	Dylan Malmquist	0	0	0	0	-2
24	Evan Anderson	1	0	0	1	0	26	Cam Morrison	0	1	0	1	-1
25	Michael Neville	1	0	1	2	+1	27	Bobby Nardella	1	0	2	3	-2
27	Tyler Heinonen	0	1	0	1	+2	28	Jack Jenkins	0	0	1	1	0
31	Devin Kero	dnp					32	Cale Morris	dnp				
35	Matt Wintjes	dnp					33	Chad Katunar	dnp				
	Totals	12	12	10	34	+15		Totals	9	5	11	25	-15

GOALTENDERS																	
#	Michigan Tech	Dec	Min	GA	1	2	3	Saves	#	Notre Dame	Dec	Min	GA	1	2	3	Saves
37	Angus Redmond	W	60:00	2	8	4	11	23	40	Cal Petersen	L	59:47	4	12	10	8	30
										EMPTY NET		0:13	0	0	0	0	0

PENALTY SUMMARY										
Prd	Player	Team	MinOffense	Time	Prd	Player	Team	MinOffense	Time	
1st	Luke Ripley	ND	2.Hooking	05:08	PP	2nd	Joel L'Esperance	MTU	2.Hitting After Whistle	12:25
1st	Michael Neville	MTU	2.Tripping	11:37	PP	2nd	Jordan Gross	ND	2.High Sticking	12:25
1st	Jordan Gross	ND	2.Hooking	17:09	PP	3rd	Cal Burke	ND	2.Tripping	07:57
1st	Jake Jackson	MTU	2.Boarding	18:50	PP	3rd	Reid Sturos	MTU	2.High Sticking	15:24
2nd	Bobby Nardella	ND	2.Tripping	09:56	PP					

Win-Angus Redmond (13-4-1). Loss-Cal Petersen (12-7-2).
Referee's signature _____



#2 Tony Bretzman

Jr. | F | Mendota Heights, Minnesota
Langley Rivermen (BCHL)

Career Highs

Goals: 1 (2x - vs. UConn 11/1/15)
Assists: 1 (2x - at UMass 12/3/16)
Points: 1 (4x - at UMass 12/3/16)
Multi-point games: n/a
Point Streak: n/a

2016-17 Notes

- Notched an assist in Notre Dame's 3-0 win at UMass (Dec. 3), which was his fourth game of the season.

Bretzman's Career Stats

Season	GP	G	A	Points	Shots	Shot%	Pen-Min	+/-	PPG	SHG	GWG
2014-15	17	1	1	2	8	.125	3-6	-2	0	0	1
2015-16	8	1	0	1	5	.200	2-4	+2	0	0	0
2016-17	5	0	1	1	4	.000	0-0	-1	0	0	0
TOTAL	30	2	2	4	17	.118	5-10	-1	0	0	1



#3 Jordan Gross

JR. | D | Maple Grove, Minnesota
Green Bay Gamblers (USHL)

2016-17 Notes

- Opened the season with a three-point game (1G, 2A) against Arizona State (Oct. 7), tying his career high mark in the 9-2 win.
- Gross has played 100 consecutive games to start his Notre Dame career.
- Notched the third period, game tying goal in Notre Dame's 3-3 tie with Penn State on Oct. 21 (also had an assist in that game).
- Notched a power-play goal in Notre Dame's 5-2 win at Northeastern (Nov. 12).
- Notched a career-high three assists in Notre Dame's 5-0 win over Alaska (Dec. 31) and then added a goal and an assist in the 4-0 game two win over the Nanooks (Jan. 1) for a five-point weekend.

Career Highs

Goals: 2 (2x - vs. Northeastern 11/12/15)
Assists: 3 (vs. Alaska 12/31/16)
Points: 3 (2x - Arizona State 10/7/16)
Multi-point games: 19
Point Streak: 9 games
(Dec. 5 - Jan. 23, 2015; 3-8-11)

Gross's Career Stats

Season	GP	G	A	Points	Shots	Shot%	Pen-Min	+/-	PPG	SHG	GWG
2014-15	42	7	21	28	92	.076	7-14	+8	1	0	1
2015-16	37	9	22	31	113	.080	11-30	+15	2	0	1
2016-17	21	5	13	18	74	.068	6-12	+9	3	0	1
TOTAL	100	21	56	77	279	.075	24-56	+32	6	0	3



#4 Dennis Gilbert

So. | D | Buffalo, New York
Chicago Steel (USHL)

Career Highs

Goals: 1 (2x - at BC 12/10/15)
Assists: 2 (4x - at Northeastern 11/12/16)
Points: 2 (4x - at Northeastern 11/12/16)
Multi-point games: 5
Point Streak: 3 games
(Oct. 31 - Nov. 6, 2015; 0-4-4)

2016-17 Notes

- Tied a career high with two assists in Notre Dame's 6-2 win over UConn (Oct. 28).
- Then had a two-assist game in Notre Dame's next contest, a 5-2 win at Northeastern (Nov. 12).

Gilbert's Career Stats

Season	GP	G	A	Points	Shots	Shot%	Pen-Min	+/-	PPG	SHG	GWG
2015-16	37	2	8	10	54	.037	17-34	+5	1	0	1
2016-17	21	0	7	7	26	.000	5-10	+15	0	0	0
TOTAL	58	2	15	17	80	.025	22-44	+20	1	0	1



#6 Tory Dello

Rr. | D | Crystal Lake, Illinois
Tri-City Storm (USHL)

Career Highs

Goals: 1 (vs. UConn 10/27/16)
Assists: 2 (vs. Holy Cross 11/25/16)
Points: 2 (vs. Holy Cross 11/25/16)
Multi-point games: 1
Point Streak: 2 games
(Oct. 27-28, 2016; 1-1-2)


2016-17 Notes

- Registered his first career point in his first career game by notching an assist on Anders Bjork's game-winning, power-play goal against Arizona State (Oct. 7).

- Notched his first career goal in the 4-2 loss to UConn (Oct. 27).
- Had a career-high two assists in Notre Dame's 5-3 win over Holy Cross in the Shillelagh Tournament.

Dello's Career Stats

Season	GP	G	A	Points	Shots	Shot%	Pen-Min	+/-	PPG	SHG	GWG
2016-17	20	1	5	6	34	.029	15-49	+3	0	0	0
TOTAL	20	1	5	6	34	.029	15-49	+3	0	0	0



#8 Ben Ostlie

Sr. | F | Edina, Minnesota
Omaha Lancers (USHL)

Career Highs

Goals: 1 (2x - at PSU 10/17/15)
Assists: 1 (3x - vs. Western Michigan 1/8/16)
Points: 1 (5x - vs. Western Michigan 1/8/16)
Multi-point games: n/a

2016-17 Notes

Ostlie's Career Stats

Season	GP	G	A	Points	Shots	Shot%	Pen-Min	+/-	PPG	SHG	GWG
2013-14	12	0	0	0	10	.000	3-6	-3	0	0	0
2014-15	24	1	2	3	13	.077	2-4	0	0	0	0
2015-16	27	1	1	2	17	.059	2-4	-5	0	0	0
2016-17	15	0	0	0	5	.000	3-6	-1	0	0	0
TOTAL	78	2	3	5	45	.044	10-20	-9	0	0	0



#9 Dawson Cook

Jr. | F | Cadillac, Michigan
Green Bay Gamblers (USHL)

Career Highs

Goals: 1 (5x - vs. UMass Lowell 11/18/16)
Assists: 1 (4x - vs. UConn 10/28/16)
Points: 1 (9x - vs. UMass Lowell 11/18/16)
Multi-point games: n/a
Point Streak: 2 games
(Nov. 28 - Dec. 4, 2015)

2016-17 Notes

- Scored in Notre Dame's 4-1 win over then No. 4/5 UMass Lowell (Nov. 18).

Cook's Career Stats

Season	GP	G	A	Points	Shots	Shot%	Pen-Min	+/-	PPG	SHG	GWG
2014-15	35	1	1	2	11	.091	4-8	-6	0	0	0
2015-16	32	3	1	4	16	.188	2-4	-2	0	0	1
2016-17	20	1	2	3	23	.043	3-6	+2	0	0	0
TOTAL	87	5	4	9	50	.100	9-18	-6	0	0	1



#10 Anders Bjork

Jr. | F | Mequon, Wisconsin
U.S. National U-18 Team

Career Highs

Goals: 2 (6x - vs. BC 12/10/16)
Assists: 2 (14x - vs. Alaska 12/31/16)
Points: 4 (2x - vs. UConn 10/28/16)
Multi-point games: 21
Point Streak: 10 games
(Nov. 28 - Jan. 23, 2016; 7-8-15)

2016-17 Notes

- Opened the season by scoring two goals and adding an assist in Notre Dame's 9-2 win over Arizona State (Oct. 7).
- The next night against the Sun Devils, posted a career-high four points on two goals and two assists.
- Had the game-winning goal on both wins over Arizona State and was named the Hockey East Player of the Week for his seven-point weekend (Oct. 10).
- Scored a highlight reel goal at Minnesota Duluth (Oct. 14) when he beat the defense and finished with a high wrist shot for his fifth goal of the season.
- Had a pair of assists in Notre Dame's 3-1 win at No. 4 Minnesota Duluth (Oct. 15).
- Posted his second four-point game of the season in Notre Dame's 6-2 win over UConn (Oct. 28), including two goals

and two assists.

- Finished October with 16 points (7-9-17) and was named the Hockey East Player of the Month.
- Had a goal and two assists to lead Notre Dame past Holy Cross, 5-3, in the opening round of the Shillelagh Tournament (Nov. 25).
- Had two third-period goals in Notre Dame's 5-4 loss at UMass (Dec. 2).
- Scored two goals, including the shorthanded game-winning tally, in Notre Dame's comeback win, 3-2, over then No. 3/4 Boston College (Dec. 10).
- Was named the Hockey East Player of the Week on Dec. 12 following his performance against the Eagles.
- Notched two assists in Notre Dame's 5-0 win over Alaska (Dec. 31) and then added a goal and an assist in the 4-0 game two win over the Nanooks (Jan. 1) for a four-point weekend.

Bjork's Career Stats

Season	GP	G	A	Points	Shots	Shot%	Pen-Min	+/-	PPG	SHG	GWG
2014-15	41	7	15	22	74	.095	7-14	-3	1	1	0
2015-16	35	12	23	35	92	.130	4-8	+28	3	0	0
2016-17	21	14	19	33	72	.194	4-8	+14	3	1	4
TOTAL	97	33	57	90	238	.139	15-30	+39	7	2	4



#11 Cal Burke

Fr. | F | Boxborough, Massachusetts
Cedar Rapids RoughRiders (USHL)

Career Highs

Goals: 1 (vs. Alaska 12/31/16)
Assists: 2 (vs. UMass Lowell 11/18/16)
Points: 2 (vs. UMass Lowell 11/18/16)
Multi-point games: 1
Point Streak: --

2016-17 Notes

- Opened his Irish career by notching an assist in the first game of the season, a 9-2 win over Arizona State (Oct. 7).
- Posted his first career multi-point game with two assists in Notre Dame's 4-1 win over UMass Lowell (Nov. 18).

- Scored his first career goal in Notre Dame's 5-0 win over Alaska (Dec. 31).

Burke's Career Stats

Season	GP	G	A	Points	Shots	Shot%	Pen-Min	+/-	PPG	SHG	GWG
2016-17	21	1	4	5	33	.030	4-8	-2	0	0	0
TOTAL	21	1	4	5	33	.030	4-8	-2	0	0	0



#12 Felix Holmberg

Fr. | F | Stockholm, Sweden
AIK J20 (SuperElit)

Career Highs

Goals: --
Assists: --
Points: --
Multi-point games: --
Point Streak: --

2016-17 Notes

- Made his Irish debut in Notre Dame's 9-2 season-opening victory over Arizona State (Oct. 7)
- Holmberg is the fifth European to play for the Irish and the third from Stockholm, Sweden (Calle Ridderwall was the last from 2077-11).

Holmberg's Career Stats

Season	GP	G	A	Points	Shots	Shot%	Pen-Min	+/-	PPG	SHG	GWG
2016-17	7	0	0	0	4	.000	0-0	0	0	0	0
TOTAL	7	0	0	0	4	.000	0-0	0	0	0	0



#15 Andrew Oglevie

So. | F | Fullerton, California
Cedar Rapids RoughRiders

Career Highs

Goals: 2 (vs. Merrimack 1/15/16)
Assists: 2 (4x - at Northeastern 11/12/16)

Points: 3 (3x - at Northeastern 11/12/16)
Multi-point games: 6
Point Streak: 7 games
(Oct. 14 - Nov. 12, 2016; 4-7-11)

2016-17 Notes


- Opened the season by tying his career-high point total with three (1G, 2A) in Notre Dame's season-opening 92 win over Arizona State.
- Had a power-play goal and an assist in Notre Dame's 4-3 loss at #4 Minnesota Duluth (Oct. 14).
- Added a power-play goal in Notre Dame's 3-1 win at Minnesota Duluth (Oct. 15).
- Had a goal and two assists in Notre

Dame's 5-2 win at Northeastern (Nov. 12).

- Scored the first (and game-winning) goal in Notre Dame's 3-0 win at UMass (Dec. 3).
- Scored the game-tying goal in Notre Dame's 3-2 comeback win over then No. 3/4 Boston College (Dec. 10).
- Had a power-play goal to put the Irish up 3-0 in Notre Dame's 5-0 win over Alaska (Dec. 31).

Oglevie's Career Stats

Season	GP	G	A	Points	Shots	Shot%	Pen-Min	+/-	PPG	SHG	GWG
2015-16	31	5	4	9	59	.085	4-8	+9	0	0	2
2016-17	21	9	12	21	71	.127	2-4	+8	4	0	1
TOTAL	52	14	16	30	130	.108	6-12	+17	4	0	3



#16 Connor Hurley

Jr. | F | Edina, Minnesota
Green Bay Gamblers (USHL)

Career Highs

Goals: 1 (11x - vs. UConn 10/28/16)
Assists: 3 (vs. UConn 11/1/15)
Points: 3 (2x - vs. Arizona State 10/8/16)
Multi-point games: 12
Point Streak: 3 games
(Oct. 18-25, 2014; 1-4-5)

2016-17 Notes

- Opened the season with a two assist game against Arizona State (Oct. 7).
- Followed with a goal and an two assists in game two versus the Sun Devils (Oct. 8), tying his career high with three points in the game.
- Had a goal and an assist in Notre Dame’s 6-2 win over UConn (Oct. 28).
- Scored the opening goal and added an assist in Notre Dame’s 5-3 win over Holy Cross in the Shillelagh Tournament (Nov. 25).

Hurley’s Career Stats

Season	GP	G	A	Points	Shots	Shot%	Pen-Min	+/-	PPG	SHG	GWG
2014-15	41	4	10	14	59	.068	3-6	+5	0	0	1
2015-16	36	6	12	18	56	.107	5-10	+7	2	0	0
2016-17	19	4	12	16	26	.154	10-20	+5	0	0	1
TOTAL	96	14	34	48	141	.099	18-36	+17	2	0	2



#17 Peter Mark

Jr. | D | Minneapolis, Minn.
Saint Thomas Academy

Career Highs

Goals: --
Assists: --
Points: --
Multi-point games: --
Point Streak: --

2016-17 Notes

- Joined the Irish for the 2016-17 season after playing the previous two seasons with Notre Dame’s club team.

Mark’s Career Stats



#18 Jake Evans

Jr. | F | Toronto, Ontario
St. Michael's Buzzers (OJHL)

Career Highs

Goals: 2 (2x - at UMass 12/3/16)
Assists: 3 (2x - vs. Minnesota 11/6/15)
Points: 3 (5x - at Northeastern 11/12/16)
Multi-point games: 15
Point Streak: 7 games
(Dec. 2-pres; 4-4-8)

2016-17 Notes

- Had a two assist game at No. 4 Minnesota Duluth (Oct. 14).
- Scored his first career shorthanded goal in Notre Dame's 3-3 overtime tie with Penn State (Oct. 21).
- Had a goal and two assists in Notre Dame's 5-2 win at Northeastern (Nov. 12).
- Scored the second and third (empty net) goals in Notre Dame's 3-0 win at UMass (Dec. 3).

Evans' Career Stats

Season	GP	G	A	Points	Shots	Shot%	Pen-Min	+/-	PPG	SHG	GWG
2014-15	41	7	10	17	63	.111	11-22	+4	1	0	1
2015-16	37	8	25	33	55	.145	9-29	+15	4	0	1
2016-17	21	7	13	20	49	.143	10-31	+11	1	1	0
TOTAL	99	22	48	70	167	.132	30-82	+30	6	1	2



#19 Mike O'Leary

Fr. | F | Halifax, Nova Scotia
Dubuque Fighting Saints (USHL)

Career Highs

Goals: --
Assists: --
Points: --
Multi-point games: --

2016-17 Notes

- Made his Notre Dame Debut on Oct. 7 versus Arizona State.

O'Leary's Career Stats

Season	GP	G	A	Points	Shots	Shot%	Pen-Min	+/-	PPG	SHG	GWG
2016-17	18	0	0	0	11	.000	5-18	+2	0	0	0
TOTAL	18	0	0	0	11	.000	5-18	+2	0	0	0



#21 Joe Wegwerth

So. | F | Brewster, New York
Cedar Rapids RoughRiders

Career Highs

Goals: 2 (vs. Penn State 10/22/16)
Assists: 1 (7x - vs. Alaska 1/11/17)
Points: 2 (vs. Penn State 10/22/16)
Multi-point games: 1
Point Streak: 2 games
(Nov. 28 - Dec. 4, 2015)

2016-17 Notes

- Posted his first career two-goal game against Penn State (Oct. 22), when he scored a pair of power-play goals.
- Added a power-play goal in Notre Dame's 6-2 win over UConn (Oct. 28).
- Scored the third goal in Notre Dame's 3-1 win over Michigan Tech (Jan. 6).

Wegwerth's Career Stats

Season	GP	G	A	Points	Shots	Shot%	Pen-Min	+/-	PPG	SHG	GWG
2015-16	30	1	3	4	29	.034	9-18	-4	0	0	0
2016-17	20	5	4	9	36	.139	6-12	+3	3	0	0
TOTAL	50	6	7	13	65	.092	15-30	-1	3	0	0



#22 Andrew Peeke

Fr. | D | Parkland, Florida
Green Bay Gamblers (USHL)

Career Highs

Goals: 1 (at Northeastern 11/12/16)
Assists: 2 (vs. Michigan Tech 1/7/17)
Points: 2 (3x - vs. Michigan Tech 1/7/17)
Multi-point games: 3
Point Streak: --

2016-17 Notes

- Made his Notre Dame Debut on Oct. 7 versus Arizona State.
- Notched his first career point with an assist in Notre Dame's 6-2 win over UConn (Oct. 28).
- Scored his first career goal in Notre

Dame's 5-2 win at Northeastern (Nov. 12).

- Had the game-winning goal and added an assist for his first career multi-point game in Notre Dame's 4-1 win over then fifth-ranked UMass Lowell (Nov. 18).
- Notched a goal and an assist in the third period of Notre Dame's 5-4 loss at UMass (Dec. 2).
- Posted a career-high two assists in Notre Dame's loss to Michigan Tech (Jan. 7).

Peeke's Career Stats

Season	GP	G	A	Points	Shots	Shot%	Pen-Min	+/-	PPG	SHG	GWG
2016-17	21	3	7	10	28	.107	4-8	+6	0	0	1
TOTAL	21	3	7	10	28	.107	4-8	+6	0	0	1



#23 Luke Novak

Fr. | F | Waukesha, Wis.
New Jersey Hitmen (USPHL)

Career Highs

Goals: --
Assists: --
Points: --
Multi-point games: --
Point Streak: --

2016-17 Notes

Novak's Career Stats



#24 Luke Ripley

Jr. | D | Kitimat, British Columbia
Powell River Kings (BCHL)

Career Highs

Goals: 1 (3x - vs. Northeastern 3/12/16)
Assists: 1 (12x - at Providence 2/19/16)
Points: 1 (15x - vs. Northeastern 3/12/16)
Multi-point games: n/a
Point Streak: 3 games
(Jan. 31-Feb. 7, 2015; 0-3-3)

2016-17 Notes

Ripley's Career Stats

Season	GP	G	A	Points	Shots	Shot%	Pen-Min	+/-	PPG	SHG	GWG
2014-15	42	2	6	8	32	.062	15-30	+4	0	0	1
2015-16	37	1	6	7	40	.025	18-47	+12	0	0	0
2016-17	19	0	0	0	11	.000	12-24	-3	0	0	0
TOTAL	98	3	12	15	83	.036	45-101	+13	0	0	1



#25 Dylan Malmquist

So. | F | Edina, Minnesota
Edina HS

Career Highs

Goals: 2 (2x - vs. Alaska 12/31/16)
Assists: 2 (4x - vs. Alaska 1/1/17)
Points: 3 (3x - at Minnesota Duluth 10/15/16)
Multi-point games: 7
Point Streak: 2 games
(six times, active streak)

2016-17 Notes

- Had a five-point opening series versus Arizona State, including a goal and an assist in game one (Oct. 7) and a goal and two assists in game two (Oct. 8).
- Had a goal and two assists to lead the Irish to a 3-1 win at fourth-ranked Minnesota Duluth (Oct. 15).
- Notched two goals, including the game winner, in Notre Dame's 5-0 win over Alaska (Dec. 31) and then added two assists in the 4-0 game two win over the Nanooks (Jan. 1) for a four-point weekend.

Malmquist's Career Stats

Season	GP	G	A	Points	Shots	Shot%	Pen-Min	+/-	PPG	SHG	GWG
2015-16	36	11	6	17	59	.186	7-25	+9	2	0	2
2016-17	21	5	12	17	32	.156	7-14	+6	2	0	1
TOTAL	57	16	18	34	91	.176	14-39	+15	4	0	3



#26 Cam Morrison

Fr. | F | Aurora, Ontario
Youngstown Phantoms (USHL)

Career Highs

Goals: 1 (6x - vs. Michigan Tech 1/7/16)
Assists: 2 (vs. Arizona State 10/7/16)
Points: 2 (4x - vs. Alaska 12/31/16)
Multi-point games: 4
Point Streak: 3 games
(Dec. 3 - Dec. 31, 2016; 1-3-4)

2016-17 Notes

- Posted two assists in his first career game, a 9-2 Notre Dame win over Arizona State (Oct. 7).
- Scored his first career goal and added an assist for a two point game in a 4-3

- Scored a goal in Notre Dame's 6-2 win over UConn (Oct. 28).
- Had the game-winning goal (first of his career) and added an assist in Notre Dame's 5-2 comeback win at Northeastern (Nov. 12).
- Notched a goal and an assist in Notre Dame's 5-0 win over Alaska (Dec. 31).

Morrison's Career Stats

Season	GP	G	A	Points	Shots	Shot%	Pen-Min	+/-	PPG	SHG	GWG
2016-17	21	6	7	13	46	.130	4-8	+5	2	0	1
TOTAL	21	6	7	13	46	.130	4-8	+5	2	0	1



#27 Bobby Nardella

So. | D | Rosemont, Illinois
Tri-City Storm (USHL)

Career Highs

Goals: 2 (vs. Arizona State 10/7/16)
Assists: 2 (4x - at New Hampshire 1/22/16)
Points: 3 (3x - at UMass 12/2/16)
Multi-point games: 7
Point Streak: 6 games
(Jan. 2-23; 2-10-12)

2016-17 Notes

- Opened the season with a career-high two goals in Notre Dame's 9-2 win over Arizona State (Oct. 7).
- Had a goal and two assists in the third period of Notre Dame's 5-4 loss at UMass (Dec. 2).

Nardella's Career Stats

Season	GP	G	A	Points	Shots	Shot%	Pen-Min	+/-	PPG	SHG	GWG
2015-16	35	4	20	24	69	.058	9-18	+9	1	0	1
2016-17	21	5	9	14	60	.083	8-24	+6	3	0	0
TOTAL	56	9	29	38	129	.070	17-42	+15	4	0	1



#28 Jack Jenkins

So. | F | Lake Bluff, Illinois
Fargo Force (USHL)

Career Highs

Goals: 1 (5x - vs. Michigan Tech 1/6/17)
Assists: 1 (vs. Western Michigan 1/8/16)
Points: 1 (8x - vs. Michigan Tech 1/6/17)
Multi-point games: n/a
Point Streak: 2 games
(Feb. 12-13, 2016; 1-1-2)

2016-17 Notes

- Notched his first goal of the season in Notre Dame's 6-2 win over UConn (Oct. 28).
- Scored the game winner in Notre Dame's 4-0 win over Alaska (Jan. 1), his

second career game winner.

- Then scored the game winner in Notre Dame's next game, a 3-1 victory over Michigan Tech (Jan. 6)

Jenkins' Career Stats

Season	GP	G	A	Points	Shots	Shot%	Pen-Min	+/-	PPG	SHG	GWG
2015-16	28	2	2	4	28	.071	1-2	-1	0	0	1
2016-17	17	3	1	4	37	.081	1-2	-2	0	0	2
TOTAL	45	5	3	8	65	.077	2-4	-3	0	0	3



#29 Bo Brauer
 Jr. | F | Edina, Minnesota
 Naniamo Clippers (BCHL)

Career Highs

Goals: 2 (vs. Arizona State 10/7/16)
 Assists: n/a
 Points: 2 (vs. Arizona State 10/7/16)
 Multi-point games: 1
 Point Steak: n/a

2016-17 Notes

- Scored the first two goals of his career in Notre Dame's season-opening 9-2 win over Arizona State (Oct. 7).

Brauer's Career Stats

Season	GP	G	A	Points	Shots	Shot%	Pen-Min	+/-	PPG	SHG	GWG
2014-15	2	0	0	0	1	.000	1-2	0	0	0	0
2015-16	1	0	0	0	-	-	0-0	0	0	0	0
2016-17	8	2	0	2	6	.333	2-12	+1	1	0	0
TOTAL	11	2	0	2	-	-	3-14	+1	1	0	0



#32 Cale Morris

Fr. | G | Larkspur, Colorado
Waterloo Black Hawks (USHL)

Career Highs

Saves: 7 (vs. Arizona State 10/7/16)

Goals Against: 1

Shutouts: n/a

2016-17 Notes

- Made his first career appearance in Notre Dame's season-opening 9-2 win over Arizona State (Oct. 7) when he played the third period.

Morris' Career Stats

Goalie	GP-GS	Minutes	GA	GAAvg	Saves	Save%	W	L	T	Sho	PPG	SHG
2016-17	1-0	19:43	1	3.04	7	.875	0	0	0	0.0	0	0
TOTAL	1-0	19:43	1	3.04	7	.875	0	0	0	0.0	0	0

Cale Morris 2016-17 Game-by-Game

Date	Opponent	Score	Minutes	GA	GAAvg	Saves	Save%	W	L	T	PP	SH	EN	PN	SO
Oct 07, 2016	ARIZONA STATE	9-2	19:43	1	3.04	7	.875	0	0	0	0	0	0	0	0
Totals			19:43	1	3.04	7	.875	0	0	0	0	0	0	0	0



#33 Chad Katunar

Sr. | G | Victoria, British Columbia
Penticton Veeps (BCHL)

Career Highs

Saves:

- 35 (vs. Union 11/28/14)

Assists: n/a

Goals Against: 5 (at UMass 12/5/14)

Shutouts: n/a

2016-17 Notes

- Along with Andy Ryan, one of the team's two representatives on the Student-Athlete Advisory Committee.
- Made his season debut by playing the final 6:08 of Notre Dame's 4-1 loss to eighth-ranked Harvard (Nov. 27), turning aside all three shots he faced.

Katunar's Career Stats

Goalie	GP-GS	Minutes	GA	GAAvg	Saves	Save%	W	L	T	Sho	PPG	SHG
2013-14	5-3	178:03	7	2.36	52	.881	2	1	0	0.0	2	0
2014-15	15-11	737:08	37	3.01	329	.899	5	3	2	0.0	8	2
2015-16	2-0	13:37	0	0.00	4	1.000	0	0	0	0.0	0	0
TOTAL	22-14	928:48	44	2.84	385	.897	7	4	2	0.0	10	2



#40 Cal Petersen

Jr. | G | Waterloo, Iowa
Waterloo Black Hawks (USHL)

Career Highs

Saves:

- 87 (L, 4-3 in 5 OT vs. UMass 3/6/15)*
- 55 (W, 3-1 vs. BC 2/28/15)
- 49 (T, 1-1 at Denver 1/1/16)
- 44 (W, 3-2 at BU 2/21/15)

* - NCAA Record

Assists: n/a

Goals Against: 6

- at UMass Lowell (3/15/15)
- vs. Northeastern (3/12/16)

Shutouts: 9

1. vs. Niagara | 10/25/14 (23 saves)
2. at UMass | 12/6/14 (14 saves)
3. vs. Providence College | 2/13/15 (38 saves)
4. vs. UMass | 3/8/15 (23 saves)
5. vs. Boston University | 2/27/16 (39 saves)
6. vs. Northeastern | 11/13/16
(16 saves in a two-period game)
7. at UMass | 12/3/16 (22 saves)
8. vs. Alaska | 12/31/16 (34 saves)
9. vs. Alaska | 1/1/17 (21 saves)

2016-17 Notes

- Stopped 27 of the 28 shots he faced in Notre Dame's 3-1 win at fourth-ranked Minnesota Duluth (Oct. 15).
- Made 29 saves in Notre Dame's 3-3 overtime tie with Penn State (Oct. 21).
- Stopped all 16 shots he faced in Notre Dame's two period tie with Northeastern (Nov. 13) to record his sixth career shutout.
- Made a then season-high 31 saves against UMass Lowell (Nov. 17).

- Stopped all 22 shots he faced to post his second shutout of the season and the seventh of his career in Notre Dame's 3-0 win at UMass (Dec. 3).
- Made a season-high 34 saves in Notre Dame's 5-0 win over Alaska for his eighth-career shutout (Dec. 31).
- Followed that up by stopping all 21 shots he faced in game two versus Alaska (Jan. 1) for his first career back-to-back shutouts.
- Named the Hockey East Co-Defensive Player of the Week following the shutouts against the Nanooks (Jan. 2).
- From Dec. 10 - Jan. 6, Petersen went 207:10 without allowing a goal, which is the second longest shutout streak in program history.

Cal Petersen 2016-17 Game-by-Game

Date	Opponent	Score	Minutes	GA	GAAvg	Saves	Save%	W	L	T	PP	SH	EN	PN	SO
Oct 07, 2016	ARIZONA STATE	9-2	39:41	1	1.51	10	.909	1	0	0	0	0	0	0	0
Oct 08, 2016	ARIZONA STATE	4-2	59:34	2	1.81	23	.917	2	0	0	1	0	0	0	0
Oct 14, 2016	at Minnesota Duluth	3-4	58:26	4	2.66	28	.897	2	1	0	1	0	0	0	0
Oct 15, 2016	at Minnesota Duluth	3-1	59:25	1	2.21	27	.917	3	1	0	0	0	0	0	0
Oct 21, 2016	PENN STATE	3-3	64:39	3	2.34	29	.914	3	1	1	1	0	0	0	0
Oct 22, 2016	PENN STATE	2-3	61:17	3	2.45	30	.913	3	2	1	0	0	0	0	0
Oct 27, 2016	UCONN	2-4	59:21	3	2.53	21	.908	3	3	1	1	0	0	0	0
Oct 28, 2016	UCONN	6-2	60:00	2	2.47	30	.912	4	3	1	1	0	0	0	0
Nov 12, 2016	at Northeastern	5-2	60:00	2	2.41	23	.913	5	3	1	2	0	0	0	0
Nov 13, 2016	at Northeastern	0-0	39:52	0	2.24	16	.919	5	3	2	0	0	0	0	0
Nov 17, 2016	UMASS LOWELL	1-4	59:50	3	2.31	31	.918	5	4	2	0	0	0	0	0
Nov 18, 2016	UMASS LOWELL	4-1	60:00	1	2.20	21	.920	6	4	2	0	0	0	0	0
Nov 25, 2016	HOLY CROSS	5-3	59:49	3	2.26	17	.916	7	4	2	1	0	0	0	0
Nov 26, 2016	CLARKSON	0-2	59:23	2	2.25	25	.917	7	5	2	0	0	0	0	0
Dec 2, 2016	at Massachusetts	4-5	59:28	5	2.44	19	.909	7	6	2	3	0	0	0	0
Dec 3, 2016	at Massachusetts	3-0	59:56	0	2.28	22	.914	8	6	2	0	0	0	0	0
Dec 10, 2016	BOSTON COLLEGE	3-2	60:00	2	2.26	15	.913	9	6	2	2	0	0	0	0
Dec 31, 2016	ALASKA	5-0	60:00	0	2.13	34	.919	10	6	2	0	0	0	0	0
Jan 01, 2017	ALASKA	4-0	59:56	0	2.02	21	.923	11	6	2	0	0	0	0	0
Jan 06, 2017	MICHIGAN TECH	3-1	60:00	1	1.96	27	.925	12	6	2	1	0	0	0	0
Jan 07, 2017	MICHIGAN TECH	2-4	59:47	4	2.06	30	.922	12	7	2	0	0	0	0	0
Totals			1220:24	42	2.06	499	.922	12	7	2	14	0	0	0	0

Petersen's Career Stats

Goalie	GP-GS	Minutes	GA	GAAvg	Saves	Save%	W	L	T	Sho	PPG	SHG
2014-15	33-31	1891:36	79	2.51	892	.919	13	16	3	4.0	19	2
2015-16	37-37	2231:52	82	2.20	1049	.927	19	11	7	1.0	22	0
2016-17	21-21	1220:24	42	2.06	499	.922	12	7	2	4.0	14	0
TOTAL	91-89	5343:52	203	2.28	2440	.923	44	34	12	9.0	55	2

Notre Dame's Career Goaltending Records

Goals-Against Average

1. Jordan Pearce (2005-09)	1.98
2. Steven Summerhays (2010-14)	2.19
3. Cal Petersen (2014-)	2.28
4. David Brown (2003-07)	2.32
5. Mike Johnson (2009-13)	2.62
6. Morgan Cey (2001-05)	2.79

Save Percentage

1. Cal Petersen (2014-)	.923
2. Jordan Pearce (2005-09)	.918
3. David Brown (2003-07)	.916
4. Steven Summerhays (2010-14)	.914
5. Morgan Cey (2001-05)	.912
6. Mike Johnson (2009-13)	.901

Saves

1. Lance Madson (1986-90)	3,519
2. Morgan Cey (2001-05)	3,146
3. Matt Eisler (1994-98)	2,892
4. Dick Tomasoni (1968-72)	2,756

Minutes Played

5. Lee Moher (1974-78)	2,730
6. David Brown (2003-07)	2,662
7. Dave Laurion (1978-82)	2,600
8. Bob McNamara (1979-83)	2,577
9. Mark Kronholm (1970-74)	2,566
10. Greg Louder (1990-94)	2,494
-- Cal Petersen (2014-)	2,440

Minutes Played

1. Lance Madson (1986-90)	6,900:19
2. Morgan Cey (2001-05)	6,465:04
3. David Brown (2003-07)	6,326:14
4. Matt Eisler (1994-98)	6,276:30
5. Steven Summerhays (2010-14)	5,910:45
6. Greg Louder (1990-94)	5,521:56
7. Jordan Pearce (2005-09)	5,506:02
8. Dave Laurion (1978-82)	5,485:00
9. Mike Johnson (2009-13)	5,390:42
10. Cal Petersen (2014-)	5,343:52

Shutouts

1. Steven Summerhays (2010-14)	13
2. David Brown (2003-07)	12
2. Jordan Pearce (2005-09)	12
4. Cal Petersen (2014-)	9
5. Morgan Cey (2001-05)	6
6. Mark Kronholm (1970-74)	4

Notre Dame's Single-Season Goaltending Records

Goals-Against Average

1. David Brown (2006-07)	1.58
2. Jordan Pearce (2008-09)	1.68
3. Steven Summerhays (2012-13)	2.01
Steven Summerhays (2013-14)	2.01
5. Jordan Pearce (2007-08)	2.04
6. Cal Petersen (2015-16)	2.20
7. David Brown (2003-04)	2.32

Save Percentage

1. Jordan Pearce (2008-09)	.9312
2. David Brown (2006-07)	.9305
3. Cal Petersen (2015-16)	.927
4. David Brown (2003-04)	.925
5. Morgan Cey (2003-04)	.924

Saves

1. Lance Madson (1988-89)	1,288
2. Mark Kronholm (1973-74)	1,113
3. Morgan Cey (2002-03)	1,054
4. Cal Petersen (2015-16)	1,049
5. Mark Kronholm (1972-73)	980
6. Lance Madson (1989-90)	968
7. Greg Louder (1990-91)	935
8. Morgan Cey (2001-02)	927
9. Jordan Pearce (2007-08)	925
10. Steven Summerhays (2013-14)	912

Percent of Team Minutes Played

1. Cal Petersen (2015-16)	98.6%
2. Greg Louder (1990-91)	98.3%
3. Morgan Cey (2002-03)	97.9%
4. Jordan Pearce (2008-09)	96.2%

Minutes Played

1. Jordan Pearce (2007-08)	2,558
2. David Brown (2006-07)	2,390
3. Jordan Pearce (2008-09)	2,326
4. Steven Summerhays (2013-14)	2,234
5. Cal Petersen (2015-16)	2,231
6. Lance Madson (1988-89)	2,213
7. Forrest Karr (1998-99)	2,161
8. Morgan Cey (2002-03)	2,136
9. Mike Johnson (2010-11)	2,087
10. Steven Summerhays (2012-13)	2,086