

## Louisville Basketball Quick Facts

<b>Location</b>	Louisville, Ky. 40292
<b>Founded / Enrollment</b>	1798 / 22,000
<b>Nickname/Colors</b>	Cardinals / Red and Black
<b>Conference</b>	BIG EAST
<b>Home Court</b>	KFC Yum! Center (22,000)
<b>President</b>	Dr. James Ramsey
<b>Vice President for Athletics</b>	Tom Jurich
<b>Head Coach</b>	Rick Pitino (UMass '74)
<b>U of L Record</b>	238-91 (10th yr.)
<b>Overall Record</b>	590-215 (25th yr.)
<b>Asst. Coaches</b>	Steve Masiello, Tim Fuller, Mark Lieberman
<b>Dir. of Basketball Operations</b>	Ralph Willard
<b>All-Time Record</b>	1,625-849 (97 yrs.)
<b>All-Time NCAA Tournament Record</b>	60-38
(36 Appearances, Eight Final Fours, Two NCAA Championships - 1980, 1986)	
<b>Important Phone Numbers</b>	
Athletic Office	(502) 852-5732
Basketball Office	(502) 852-6651
<b>Sports Information Office</b>	<b>(502) 852-6581</b>
SID - Kenny Klein, Home	(502) 636-3555
<b>email:</b> kenny.klein@louisville.edu	

## 2010-11 Schedule/Results

Date	Opponent	TV	Time (EST)
<b>October</b>			
Sun. 31	NORTHERN KY ~ ...	BEN/WHAS	W 83-66
<b>November</b>			
Thur. 11	KY WESLEYAN ~ ...	BEN/WHAS	W 96-54
Tues. 16	#16 BUTLER .....	ESPN	W 88-73
Sat. 20	JACKSON STATE * ..	BEN/WHAS	W 62-45
Mon. 22	CHATTANOOGA * ...	ESPN3.com	W 106-65
Sat. 27	MARSHALL * .....	BEN/WHAS	W 80-66
<b>December</b>			
Wed. 1	FLORIDA INTL * ...	ESPN3.com	W 92-55
Sat. 4	SOUTH ALABAMA ..	BEN/WHAS	W 97-70
Wed. 8	SAN FRANCISCO ...	BEN/WHAS	W 61-35
Sat. 11	#20 UNLV ^ .....	ESPNU	W 77-69
Tues. 14	DREXEL .....	ESPNU	L 46-52
Sat. 18	GARDNER-WEBB ...	BEN/WHAS	W 78-49
Wed. 22	at Western Kentucky	Fox College	W 114-82
Mon. 27	MORGAN STATE ....	BEN/WHAS	W 104-74
Fri. 31	#11 KENTUCKY .....	CBS	L 63-78
<b>January</b>			
Wed. 5	SETON HALL .....	ESPNU	W 73-54
Sun. 9	at USF .....	BEN/WHAS	W 86-77
Wed. 12	at #7 Villanova .....	ESPN2	L 74-88
Sat. 15	MARQUETTE .....	ESPN2	W 71-70
Wed. 19	ST. JOHN'S .....	BEN/WHAS	W 88-63
Sat. 22	at Providence .....	ESPNU	L 67-72
Wed. 26	WEST VIRGINIA .....	ESPNU	W 55-54
Sat. 29	at #5 Connecticut .....	BEN/WHAS	W 79-78
Mon. 31	at #13 Georgetown .....	ESPN	L 59-62
<b>February</b>			
Sat. 5	DEPAUL .....	BEN/WHAS	W 61-57
Wed. 9	at #8 Notre Dame .....	ESPNU	7:00 p.m.
Sat. 12	#12 SYRACUSE .....	ESPN	Noon
Wed. 16	at Cincinnati .....	ESPN/ESPN2	7:00 p.m.
Fri. 18	CONNECTICUT .....	ESPN	9:00 p.m.
Tues. 22	at Rutgers .....	ESPNU	9:00 p.m.
Sun. 27	PITTSBURGH .....	CBS	2:00 p.m.
<b>March</b>			
Wed. 2	PROVIDENCE .....	BEN/WHAS	7:00 p.m.
Sat. 5	at West Virginia ...	ESPN/ESPN2	Noon
Tu-Sa./8-12 at BIG EAST Championship .... TBA			
~ exhibition game			
* Global Sports Shootout (Louisville, Ky.)			
^ Billy Minardi Classic (Louisville, Ky.)			



# LOUISVILLE BASKETBALL

Sports Information ♦ University of Louisville ♦ Louisville, KY 40292 ♦ www.UofLSports.com  
Phone: (502) 852-6581 ♦ Fax: (502) 852-7401 ♦ email: kenny.klein@louisville.edu

## Louisville Cardinals vs. Notre Dame Fighting Irish

### PROBABLE STARTING LINEUPS

Louisville (18-5, 7-3)	Ht.	Wt.	Yr.	PPG	RPG	Hometown
F 5 Chris SMITH	6-2	200	Jr.	9.8	4.5	Millstone, N.J.
F 44 Stephan VAN TREESE	6-9	220	So.	3.5	3.9	Indianapolis, Ind.
C 23 Terrence JENNINGS	6-9	220	Jr.	9.3	5.4	Sacramento, Calif.
G 2 Preston KNOWLES	6-1	190	Sr.	14.9	3.7	Winchester, Ky.
G 3 Peyton SIVA	5-11	180	So.	10.7	2.9	Seattle, Wash.

Notre Dame (19-4, 8-3)	Ht.	Wt.	Yr.	PPG	RPG	Hometown
F 1 Tyrone NASH	6-8	232	Sr.	9.7	5.8	Queens, N.Y.
F 21 Tim ABROMAITIS	6-8	235	Sr.	14.0	6.4	Unionville, Conn.
F 34 Carleton SCOTT	6-8	218	Sr.	11.5	6.6	San Antonio, Texas
G 14 Scott MARTIN	6-8	219	Sr.	10.3	4.9	Valparaiso, Ind.
G 23 Ben HANSBROUGH	6-3	206	Sr.	17.2	3.7	Poplar Bluff, Mo.

**Head Coach:** Mike Brey (G. Washington '82) 230-117 in 11th yr. at ND; 329-169 in 16th yr. overall.

### THIS GAME

U of L hits the road to South Bend, Ind. as the Cardinals face Notre Dame on Wednesday. The injury depleted Cardinals hung on to beat DePaul 61-57 in the KFC Yum! Center last Saturday as Kyle Kuric scored 19 points to lead Louisville. Notre Dame (19-4, 8-3), ranked No. 7 in the ESPN/USA Today poll and No. 8 by AP, is in second place in the BIG EAST standings and is the only team to defeat league leader Pittsburgh. The Irish have won five straight, including a 76-69 home victory over Rutgers on Feb. 6.

### GAME FACTS

**Date:** Wednesday, Feb. 9  
**Time:** 7:02 p.m. ET  
**Site:** Purcell Pavilion at the Joyce Center, South Bend, Ind. (9,149)  
**Television:** ESPNU  
Rece Davis, play-by-play;  
Bob Knight and Digger Phelps, analyst.  
**Radio:** WKRD (790 AM, 101.7 FM)  
(joined in progress on 840 AM)  
Paul Rogers, play-by-play; Bob Valvano, analyst. (also SIRIUS 159, XM 117)  
**Series History:** UofL leads 16-9  
(11-1 in Louisville, 4-5 in South Bend, 1-3 neutral)  
**Last Meeting:** UofL 91, ND 89 (2OT)  
(Feb. 17, 2010 at Freedom Hall)  
**UL National Ranking:** 15th ESPN/USA  
Today, 16th Associated Press  
**Officials:** John Cahill,  
Pat Driscoll, Jeff Clark  
**Next U of L Game:** Feb. 12 vs.  
Syracuse at KFC Yum! Center,  
Noon ET (ESPN)

### BY THE NUMBERS

- 9.7** Average steals per game for the Cardinals, which leads the BIG EAST and is fifth nationally. U of L has produced double-digit steals in nine games this season. Louisville also ranks among the top 20 nationally in assists (17.9, 6th), three-point goals per game (9.0, 12th), blocked shots (5.5, 19th) and scoring margin (+12.7, 20th).
- 10** Career-high matching assists handed out by Peyton Siva against DePaul with just one turnover. He is the fourth Cardinal in the last 25 years with multiple double-digit assist games in the same season. Siva leads the BIG EAST in steals (2.2; 27th in the nation).
- 2** Three-point goals needed by Preston Knowles to reach the top ten for a single season at U of L (currently 66). He is eighth in career three-pointers at U of L (164). Knowles has hit three or more threes in 10 of his last 13 games. He is second in the BIG EAST in three-point goals per game (3.0).
- 25** Victories in its last 29 games during the month of February for Louisville dating back to the 2006-07 season. Over the last seven seasons (since 2005), U of L has a 33-10 mark in the month of February.
- 5** Games in his last six in which Terrence Jennings has grabbed seven or more rebounds. He has averaged 10.7 points and 7.3 rebounds over his last six games, blocking four shots in two of those contests.

■ **About Notre Dame** — U of L hits the road to South Bend, Ind. as the Cardinals face Notre Dame on Wednesday. Notre Dame (19-4, 8-3), ranked No. 7 in the ESPN/USA Today poll and No. 8 by AP, is in second place in the BIG EAST standings and is the only team to defeat league leader Pittsburgh. The Irish have won five straight, including a 76-69 home victory over Rutgers on Feb. 6.

Ben Hansbrough (17.2 ppg, 53-of-128 threes, 4th in the BIG EAST in scoring) and Tim Abromaitis (14.0 ppg, 44-of-113 treys, 16th in the BIG EAST in scoring) are among five Irish players that have made 19 or more three-pointers this season. Freshman Eric Atkins leads the BIG EAST in assists-to-turnovers ratio (2.79).

U of L holds a 16-9 series advantage over Notre Dame and has won 11 of the last 13 meetings, including a 91-89 double overtime victory last season (2/17/10). Notre Dame is No. 13 in the Sagarin Ratings and No. 9 in the Ratings Percentage Index (RPI) through Feb. 6.

■ **Eight on AD Honor Roll** -- Eight members of the Cardinal basketball team -- Rakeem Buckles, Terrence Jennings, Elisha Justice, Kyle Kuric, Mike Marra, Peyton Siva, Chris Smith and Stephan Van Treese -- were named to the Athletic Director's Honor Roll for the 2010 fall semester, signifying a 3.0 or better GPA. A record 393 U of L student-athletes achieved the honor and were honored at halftime of the Cards' game against St. John's. The men's basketball team has hovered around a collective 3.0 GPA for five straight semesters, including a 2.94 GPA for the most recent fall 2010 semester (3.02 for spring 2010). Fourteen of the Cardinals' 18 seniors over the last six years have earned their degrees, including all four from 2010.

■ **Card File** -- Kyle Kuric has made seven of his last 11 three-point attempts (.636). Kuric is 8-for-14 (.571) from the three-point line over the past three games. He led the Cardinals with 19 points in his last game against DePaul, burying 3-fo-5 three-pointers ... Preston Knowles' 66 three-point goals this season is just two short of reaching the top ten for a single season at U of L. He has made at least one three-point goal in 23 of his last 25 games and is second in the BIG EAST in three-pointers per game (3.0). He is 12th in the BIG EAST in scoring (14.9 ppg) ... Louisville has produced 34.9 percent of its scoring from the three-point line. The Cardinals are averaging 27.0 points per game on three-pointers ... U of L trailed DePaul by nine in the first half before closing the half with an 11-2 run to tie the game at intermission ... Louisville fell short in its rally at Georgetown on Jan. 31, using a 15-4 run to recover from an 11-point second half deficit just under 12 minutes remaining. The Cardinals forged a lead with 6:19 to go, but could not hold on down the stretch ... Louisville forced St. John's into a season-high 25 turnovers. The Red Storm had entered the game 17th nationally averaging just 11.8 turnovers per game. U of L has forced the most turnovers in the BIG EAST (17.0 per game) ... The Cardinals have shot above 50 percent in the second half of six of the last 14 ... In three of its five losses this season, the Cardinals have had double-digit rebounding deficits (26-46 vs. Drexel, 25-36 vs. Kentucky, 25-41 at Villanova). Louisville is 13-2 when it outrebounds its opponent (losses at Providence, at Georgetown). The Cards held a 34-25 rebounding advantage over DePaul in its last game ... Chris Smith leads the BIG EAST in three-point field goal percentage (.464) and is 10th in field goal percentage (.512). He scored a career-best 19 points at Providence and matched a season-high with seven rebounds. He and Stephan Van Treese are tied as the Cards' rebounding leader in BIG EAST games (5.2) ... Van Treese has hit 71.4 percent of his field goals in BIG EAST games (25-for-35) ... Seven Louisville players are averaging seven or more points per game in Louisville's balanced lineup and 10 players are averaging over 12 minutes of playing time ... At least four Cardinals have scored in double figures in 11 games this season, and five or more reached double digits in six games. Seven Cardinals scored at least nine points at USF ... Peyton Siva has handed out at least six assists in nine of the

Louisville - Notre Dame Series History	
Overall	UL leads 16-9
Last Meeting	2/17/10
Result	UL 91, ND 89 / 2ot
Current Streak	UL 1
At Louisville	11-1
At South Bend	4-5
At Neutral Sites	1-3
Rick Pitino vs. ND	8-4

## Last Game

**Louisville 61, DePaul 57**  
Feb. 5, 2011 -- KFC Yum! Center

Louisville 61												
Player	min	FG	3FG	FT	Reb	Ast	TO	BL	ST	PF	TP	
C. Smith	25	3-6	2-4	2-2	2	1	2	0	1	0	10	
Van Treese	28	3-3	0-0	0-0	6	2	0	0	0	1	6	
Jennings	37	5-8	0-0	0-3	8	2	2	4	0	2	10	
Siva	35	0-8	0-5	6-8	3	10	1	0	1	1	6	
Marra	33	2-10	2-8	0-0	8	2	3	1	2	2	6	
Goode	2	0-0	0-0	0-0	0	0	0	0	0	1	0	
Kuric	32	6-9	3-5	4-5	4	0	0	0	1	0	19	
Henderson	3	0-1	0-1	0-0	0	0	0	0	0	0	0	
Justice	3	1-2	0-0	0-0	0	0	0	0	0	1	2	
R. Smith	2	1-1	0-0	0-0	1	0	3	0	1	2	2	
Team					2		1					
Totals	200	21-48	7-23	12-18	34	17	12	5	6	10	61	

Total FG%	1st H:	12-27	44.4%	2nd H:	9-21	42.9%	Game:	43.8%
3-Pt. FG%	1st H:	4-14	28.6%	2nd H:	3- 9	33.3%	Game:	30.4%
F Throw %	1st H:	6- 6	100%	2nd H:	6-12	50.0%	Game:	66.7%

DePaul 57												
Player	min	FG	3FG	FT	Reb	Ast	TO	BL	ST	PF	TP	
Melvin	24	6-10	0-0	0-0	4	0	1	0	0	1	12	
Faber	31	3-3	0-0	0-0	6	1	1	0	1	4	6	
Kelly	34	3-11	2-9	0-0	4	4	3	0	1	2	8	
Young	31	5-14	2-7	3-3	2	4	2	0	2	1	15	
Drew	27	2-5	2-4	0-0	2	1	1	0	1	3	6	
Bizoukas	14	0-0	0-0	0-0	1	4	0	0	0	2	0	
Morgan	19	3-6	2-4	0-0	3	1	1	0	1	2	8	
Freeland	20	1-3	0-0	0-1	2	0	1	0	0	2	2	
McGhee	0+	0-0	0-0	0-0	0	0	1	0	0	0	0	
Team					1		1					
Totals	200	23-52	8-24	3-4	25	15	12	0	6	17	57	

Total FG%	1st H:	14-28	50.0%	2nd H:	9-24	42.9%	Game:	44.2%
3-Pt. FG%	1st H:	5-12	41.7%	2nd H:	3- 9	33.3%	Game:	33.3%
FThrow %	1st H:	1- 2	50.0%	2nd H:	2- 2	100%	Game:	75.0%

Score by Periods	1st	2nd	Total	Attendance:
DePaul	34	23	57	Ties: 7
Louisville	34	27	61	Lead Changes: 9

last 15 games. He leads the BIG EAST in steals (2.2 per game) and is fifth in assists (5.2). Siva has notched nine multi-steal outings in his last 12 games ... Louisville is 26th in the Ratings Percentage Index (RPI) and 19th in the Sagarin Ratings through Feb. 6.

■ **Jennings Among Block Leaders** - With his four blocked shots vs. DePaul, Terrence Jennings moved into the top 10 in career blocked shots at Louisville. He also joined an exclusive U of L club, becoming the fifth player in school history to block 40 or more shots in three different seasons and the third to do so in three straight (only Pervis Ellison and Rodney McCray have done that). He now has 43 blocks this season after recording 53 as a freshman and 40 as a sophomore. Jennings has 40 career multi-block games and 19 with three or more.

- Louisville Career Blocked Shots**
- 374 - Pervis Ellison (1985-89)
  - 208 - Charles Jones (1980-84)
  - 185 - Billy Thompson (1982-86)
  - 178 - Rodney McCray (1979-83)
  - 173 - Cornelius Holden (1988-92)
  - 173 - Scooter McCray (1978-83)
  - 171 - Ricky Gallon (1974-78)
  - 136 - Terrence Jennings (2008-Present)**
  - 134 - Francisco Garcia (2002-05)
  - 133 - Felton Spencer (1986-90)

Biggest Scoring Increase from 2009-10 for BIG EAST players (through 2/6)			
Player, school	09-10	10-11	Change
1. Casey Mitchell, West Virginia	3.7	15.7	+12.0
2. Marshon Brooks, Providence	14.2	24.1	+9.9
3. Kemba Walker, Connecticut	14.6	23.2	+8.6
<b>4. Preston Knowles, Louisville</b>	<b>7.2</b>	<b>14.9</b>	<b>+7.7</b>
5. Tony Freeland, DePaul	3.4	10.1	+6.7
6. Dion Dixon, Cincinnati	4.9	11.5	+6.6

■ **Cards vs. Notre Dame** -- Louisville has a 16-9 all-time record against Notre Dame. The Cardinals have won 11 of the last 13 against the Irish. Four of the last eight have been decided in overtime.

■ In last year's meeting, Samardo Samuels scored a career-high 36 points to lead the Cardinals to a 91-89 double overtime victory over Notre Dame in Freedom Hall (1-17-10). The game featured 17 ties and 21 lead changes. The Irish led by seven in the first overtime before the Cardinals stormed back. Notre Dame made just 1-of-14 field goals in the last five minutes of regulation and overtime. Tim Abromaitis led the Irish with 29 points and Ben Hansbrough added 21.

■ In its last visit to the Joyce Center, Louisville suffered its widest margin of defeat in eight years as the Cardinals fell 90-57 at Notre Dame as Luke Harangody scored 32 points and grabbed 17 rebounds (2-12-09). The 48-28 beating on the boards was the Cards' worst rebounding deficit in nine years. Earl Clark led U of L with 11 points and 10 rebounds.

■ The teams have met once in the NIT, with Notre Dame prevailing 79-71 in the quarterfinals on March 20, 1973. The Irish lost to Virginia Tech in the NIT championship game that season.

■ Notre Dame was the Cardinals' first-ever opponent in Freedom Hall -- its home for 54 years -- on Dec. 22, 1956 when U of L won 85-75.

■ U of L Coach Rick Pitino has an 8-4 record against Notre Dame (0-1 at Boston U., 0-1 at Providence, 4-0 at Kentucky, 4-2 at Louisville).

**Statistical Comparison**

	Notre Dame	U of L
Record .....	19-4	18-5
Scoring Average .....	75.0	77.4
Points Allowed .....	64.3	64.7
Scoring Margin .....	+10.6	+12.7
FG Percentage .....	.456	.465
Opp. FG Percentage ..	.409	.396
3-Pt. Percentage .....	.376	.367
FT Percentage .....	.736	.662
Rebound Margin .....	+4.9	+1.6
Turnover Margin .....	+0.1	+3.0

**2010-11 University of Notre Dame Men's Basketball Roster**

No.	Name	Pos.	Ht.	Wt.	Cl.	Hometown (High School/Previous)
0	Eric Atkins	G	6-2	173	Fr.	Columbia, Md./Mount Saint Joseph
1	Tyrone Nash	F	6-8	232	Sr.	Queens, N.Y./Northfield Mt. Hermon
5	Tom Kopko	G	6-2	187	Sr.	Chicago, Ill./St. Laurence
12	Alex Dragicevich	G	6-8	215	Fr.	Northbrook, Ill./Glenbrook North
14	Scott Martin	G	6-8	219	Sr.	Valparaiso, Ind./Valparaiso
21	Tim Abromaitis	F	6-8	235	Gr.	Unionville, Conn./Farmington
22	Jerian Grant	G	6-5	185	Fr.	Bowie, Md./DeMatha
23	Ben Hansbrough	G	6-3	203	Sr.	Poplar Bluff, Mo./Poplar Bluff
25	Tom Knight	F	6-10	253	So.	Dixfield, Maine/Dirigo
32	Joey Brooks	G	6-6	215	So.	Houston, Texas/Strake Jesuit College Prep
33	Mike Broghammer	F	6-9	248	So.	Orono, Minn./Hopkins
34	Carleton Scott	F	6-8	218	Sr.	San Antonio, Texas/James Madison
45	Jack Cooley	F	6-9	244	So.	Glenview, Ill./Glenbrook South

**Head Coach:** Mike Brey **Assistant Coaches:** Anthony Solomon, Rod Balanis, Martin Ingelsby

■ **Remarkable 18-Point Rally** -- Louisville staged an extraordinary comeback in the KFC Yum! Center on Jan. 15, recovering from an 18-point deficit with 5:44 remaining to beat Marquette 71-70. The Cardinals were down 47-65 before outscoring the Golden Eagles 24-5 down the stretch, starting with a 13-0 run. Louisville grabbed every rebound (nine) over the last six minutes -- except a deadball rebound from a Marquette missed free throw -- and made 8-of-10 shots. During the rallying effort, Preston Knowles scored 12 points, hit 4-of-4 three-pointers and had a steal and two assists, including passing to Kyle Kuric for the winning basket with four seconds remaining. Terrence Jennings grabbed four rebounds and made all four of his free throws. Chris Smith produced two points, three rebounds and two assists; while reserve guard Elisha Justice delivered two assists while on the court for the entire comeback.

■ **Impressive Road Victory** -- Louisville rallied for a thrilling 79-78 double-overtime victory at No. 5 Connecticut on Jan. 29, recovering from a nine-point deficit in the last seven minutes of regulation to hand the Huskies their first home loss of the season. The Cardinals hit 8-of-11 field goals in the two overtime periods, including 4-of-5 three-pointers. Many Cardinals were key in the victory, led by Peyton Siva with 19 points, seven assists, four rebounds, three steals and two blocked shots. He hit game-tying shots in both regulation and the first overtime, driving for a layup (0:29 in regulation) and a dunk (0:07 in the first OT). He scored 13 of his 19 points in the last seven minutes of regulation and overtime periods. Terrence Jennings produced his first career double-double with a career-high 16 points, 10 rebounds and four blocked shots. Preston Knowles, Kyle Kuric and Mike Marra all hit huge threes late in the game.

**Last Meeting vs. Notre Dame**

Louisville 91, Notre Dame 89 (2ot)  
Feb. 17, 2010 --FREEDOM HALL

**Louisville 91**

Player	min	FG	3FG	FT	Reb	Ast	TO	BL	ST	PF	TP
Delk	22	1-3	1-3	1-1	0	0	2	0	0	4	4
Swopshire	38	3-8	1-3	5-5	9	1	1	3	0	1	12
Samuels	45	10-19	0-0	16-19	6	2	6	2	0	3	36
Sosa	35	3-11	1-2	5-5	3	4	1	0	0	2	12
Smith	29	1-3	1-1	2-2	2	1	0	2	2	3	5
Knowles	21	2-4	2-4	3-4	4	1	1	0	1	5	9
Siva	18	0-0	0-0	0-0	0	2	0	0	1	4	0
Buckles	12	1-2	0-0	2-2	4	1	3	0	0	2	4
Kuric	8	2-3	1-2	0-0	1	0	0	0	0	0	5
Jennings	4	0-0	0-0	0-0	2	0	0	0	0	0	0
Marra	18	1-2	1-2	1-2	1	0	1	0	1	2	4
Team											2
Totals	200	24-55	8-17	35-40	34	12	15	7	5	26	91

Total FG%	1st H: 14-26 53.8%	2nd H: 7-20 35.0%	Game: 43.6%
OT:	3-9 33.3%		
3-Pt. FG%	1st H: 4- 8 50.0%	2nd H: 1- 4 25.0%	Game: 47.1%
OT:	3-5 60.0%		
FThrow %	1st H: 5- 7 71.4%	2nd H: 15-18 83.3%	Game: 87.5%
OT:	15-15 100%		

**Notre Dame 89**

Player	min	FG	3FG	FT	Reb	Ast	TO	BL	ST	PF	TP
Nash	28	2-5	0-0	0-0	4	3	2	1	1	5	4
Abromaitis	45	11-18	2-4	5-6	5	0	1	1	0	4	29
Scott	34	2-5	1-2	4-4	6	1	1	3	1	5	9
Jackson	50	6-11	3-5	4-6	3	7	5	0	2	2	19
Hansbrough	48	4-14	3-10	10-12	8	3	3	0	2	1	21
Peoples	14	1-3	1-3	0-0	0	0	0	0	0	0	3
Brooks	2	0-0	0-0	0-0	0	0	0	0	0	1	0
Broghammer	10	1-2	0-0	0-0	1	0	1	0	2	5	2
Cooley	19	1-1	0-0	0-1	5	0	1	1	2	5	2
Team											2
Totals	200	28-59	10-24	23-29	34	14	14	6	10	28	89

Total FG%	1st H: 14-30 46.7%	2nd H: 10-22 45.5%	Game: 47.5%
OT:	4- 7 57.1%		
3-Pt. FG%	1st H: 6-15 40.0%	2nd H: 3-8 37.5%	Game: 41.7%
OT:	1- 1 100%		
FThrow %	1st H: 2- 2 100%	2nd H: 8-13 61.5%	Game: 79.3%
OT:	13-14 92.9%		

Score by Periods	1st	2nd	OT	OT	Total	Attendance:
Notre Dame	36	31	12	10	89	Ties: 17
Louisville	37	30	12	12	91	Lead Changes: 21

**Series vs. Notre Dame**

(Won 16, Lost 9)

Date	.....	UL	ND	Date	.....	UL	ND
Jan. 5, 1952 (H)	....	65	59	Mar. 7, 1993 (H)	...	83	68
<b>Feb. 11, 1953 (A)</b>	<b>..</b>	<b>62</b>	<b>73</b>	Feb. 26, 1994 (A)			
<b>Jan. 6, 1954 (A)</b>	<b>..</b>	<b>53</b>	<b>72</b>	(OT) ..	85	82	
Jan. 3, 1955 (H)	....	73	69	Jan. 7, 1995 (H)	....	80	72
Jan. 11, 1956 (A)	....	80	75	Feb. 4, 2006 (H)			
(OT) ..	80	75		(OT) ..	89	86	
Dec. 22, 1956 (H)	..	85	75	<b>Jan. 3, 2007 (A)</b>	<b>..</b>	<b>62</b>	<b>78</b>
Jan. 18, 1958 (H)	..	94	83	Feb. 28, 2008 (H)	..	90	85
<b>Jan. 29, 1958 (A)</b>	<b>..</b>	<b>53</b>	<b>73</b>	Jan. 12, 2009 (H)			
<b>Dec. 20, 1958 (H)*</b>	<b>53</b>	<b>61</b>		(OT) ..	87	73	
<b>Feb. 27, 1960 (N)+</b>	<b>54</b>	<b>65</b>		<b>Feb. 12, 2009 (A)</b>	<b>..</b>	<b>57</b>	<b>90</b>
<b>Mar. 20, 1973 (N)#</b>	<b>71</b>	<b>79</b>		Feb. 17, 2010 (H)			
<b>Dec. 5, 1987 (N)@</b>	<b>54</b>	<b>69</b>		(2 OT) .	91	89	
Mar. 3, 1989 (A)	... 87	77					
Dec. 2, 1989 (N)@	84	73					
Mar. 1, 1991 (H)	... 65	59					
Dec. 5, 1991 (A)	.... 84	81					

\* Bluegrass Invitational (Louisville, KY)  
+ Played in Chicago, IL  
# NIT (New York, NY)  
@ Big Four Classic (Indy, IN)

**U of L Statistical Comparison**

	Wins	Losses	Home	Away
Record .....	18-0	0-5	15-2	3-3
Scoring Average .....	81.8	61.8	76.6	79.8
Points Allowed .....	63.1	70.4	60.5	76.5
Scoring Margin .....	+18.7	-8.6	+16.1	+3.3
FG Percentage .....	.479	.409	.463	.473
Opp. FG Percentage ..	.375	.479	.375	.449
3-Pt. Percentage .....	.374	.336	.361	.385
FT Percentage .....	.668	.635	.639	.736
Rebound Margin .....	+3.9	-6.8	+2.9	-2.2
Turnover Margin .....	+3.4	+1.2	+4.0	0.0



■ **Solid Defensive Effort** -- Louisville has been a solid defensive team this season. The Cardinals are averaging a BIG EAST leading 9.7 steals (fifth nationally) while limiting opponents to 39.6 percent shooting from the field (fifth in the league and 26th nationally) while forcing an average of 17.3 turnovers per game, which leads the BIG EAST. The Cardinals are 28th nationally in turnover margin (+3.0) and are 19th nationally in blocked shots, averaging 5.5 rejections per game.

Eighteen of Louisville's 23 opponents this season have had at least two more turnovers than assists. Fourteen of the Cardinals' opponents this season have turned the ball over at least 16 times. Louisville has applied pressure from the game's outset, limiting opponents to 37.7 percent shooting (237-of-628) while forcing an average of 9.0 turnovers in the first half.

The Cardinals limited Jackson State to just 16 first half points, the fewest for a Cardinal opponent in any half since March 8, 2006. The Tigers' first half accuracy of 19.2 percent (5-of-26) was the lowest for a U of L foe since 2007. Florida International shot just 28.3 percent from the field (15-of-53), the lowest for a U of L opponent since Indiana State hit 28.0 percent (14-of-50) on Dec. 6, 2008. San Francisco scored just 11 second-half points against the Cardinals, the fewest for a U of L foe in any half in at least the last 35 years. Seton Hall hit 22.6 percent of its first half shots (7-of-31). West Virginia shot just 18.2 percent in the second half while scoring 17 points in that period.

■ **Injuries Have Challenged Cards This Season** — Preston Knowles suffered a strained right hamstring in practice on Feb. 1 and missed the Cardinals' last game against DePaul. Gorgui Dieng took a hard fall early in the second half against West Virginia on Jan. 26, hitting his head on the court and suffering a concussion and neck strain. He has missed the Cardinals' last three games against Connecticut, Georgetown and DePaul.

Ten Cardinals have missed games this season due to injury. The list includes: Rakeem Buckles (concussion, broken left finger), Terrence Jennings (hip pointer), Elisha Justice (concussion, bone bruise below right knee, left rib cage fracture), Mike Marra (sprained right ankle), Tim Henderson (concussion), Kyle Kuric (concussion), Russ Smith (broken right foot), and Jared Swopshire (left groin).

Recently, Marra missed the Cards' games against Marquette and St. John's after reinjuring the same ankle against Villanova. Jennings sat out the St. John's game while nursing a hip injury suffered in practice the day before, and played at Providence before reinjuring the hip. Jennings recovered to play against West Virginia, but sprained his right knee late in that game. He returned to action without missing any further games. Several additional injuries have kept other Cards out for short periods without missing games.

Sophomore forward Rakeem Buckles broke his left index finger during practice on Dec. 30 and is expected to be out for six weeks (mid-February). He had surgery to repair the injury, which including the insertion of five pins, on the afternoon of the injury at Jewish Hospital. At the time of the injury, Buckles was leading the Cardinals and ranked ninth in the BIG EAST Conference in rebounding, averaging 7.5 per game. He had made his last five three-point goals over his last two games and was averaging 8.2 points this season. Junior forward Jared Swopshire (strained left groin) -- the Cards' leading returning scorer (7.5) and rebounder (6.1) -- has missed the entire season since injuring his groin in August. He had surgery on Jan. 20, performed by Dr. William C. Meyers of Core Performance Physicians, in Philadelphia. He is expected to return to athletic activities within eight weeks (late march).

■ **King Kyle** — Junior guard/forward Kyle Kuric was crowned U of L's Homecoming King on Oct. 9 at halftime of the Cardinals' homecoming football game against Memphis. Kuric serves as a student body representative on the U of L Athletic Association Board of Directors, the governing body for the Cardinals' athletic department. He was honored as U of L's Most Outstanding Sophomore in April. He and his sister Katie -- a senior goalkeeper for the U of L women's soccer team -- visited Egypt over the summer.

■ **Successful Athletic Year for Cards** — Louisville has enjoyed significant success this year with many of its athletic teams. Several of the Cardinals' sports teams are ranked nationally, including the top-ranked and BIG EAST Champion men's soccer team, which advanced to the title game of the NCAA Championship before falling 1-0 to Akron. Additionally, U of L's baseball (20th), men's tennis (13th), women's field hockey (12th), men's swimming (18th), women's swimming (17th) and women's track (23rd) teams are ranked among the nation's top 25 teams. The Cards' volleyball team won the BIG EAST Championship and advanced to the second round of the NCAA Tournament. Louisville ranks 21st in the nation in the 2010-11 Learfield Sports Directors Cup standings through the fall sports season (through Jan. 12 tabulations).

■ **National Leaders** -- U of L ranks among the top 15 nationally in five statistical categories in NCAA Statistics through games of Jan. 30. Individually, Gorgui Dieng is 28th in blocked shots (2.3 per game) and Terrence Jennings is 55th in blocks (1.9). Peyton Siva is 27th in steals (2.3) and 40th in assists (5.2) while Preston Knowles is 11th in three-pointers per game (3.0), 43rd in three-point percentage (.394) and 80th in steals (1.8).

#### U of L Ranking in NCAA Statistics

National Rank	Statistics Category	(through Jan. 30) Stat
5	Steals	9.7
6	Assists	17.9
12	Three-Point Goals	9.0
19	Blocked Shots	5.5
20	Scoring Margin	+12.7
26	Field Goal Percentage Defense	.396
28	Scoring Offense	77.4
28	Turnover Margin	+3.0
32	Assists-Turnover Ratio	1.27
39	3 Pt. Field Goal Pct. Defense	.309
53	Field Goal Percentage	.465

#### ■ Cards Among Nation's Best in Pitino Era

— Louisville is among 16 programs in the nation that have won at least 70 percent of their games over the last 10 years. Louisville has a .723 winning percentage since U of L Coach Rick Pitino took over the reins of the Cardinal program, 13th best in the nation. Three additional BIG EAST schools are among that group, including Pittsburgh, Connecticut and Syracuse.

#### Best Winning Percentage Last 10 Years

Louisville is among the top 20 programs in the nation in winning percentage over the last 10 seasons under Pitino. (records through Feb. 6)

School	2010-11	2001-10	Total	Pct.
Kansas	22-1	265-55	287-56	.837
Duke	21-2	260-56	281-58	.829
Memphis	17-6	255-54	272-60	.819
Pittsburgh	21-2	245-65	266-67	.799
Gonzaga	15-9	239-57	254-66	.794
Connecticut	18-4	225-79	243-83	.745
Florida	18-5	228-81	246-86	.741
Kentucky	16-6	228-80	244-86	.739
Syracuse	20-4	229-84	249-88	.739
Texas	20-3	226-84	246-87	.739
Xavier	16-6	224-79	240-85	.738
Wisconsin	17-5	217-82	234-87	.729
<b>Louisville</b>	<b>18-5</b>	<b>220-86</b>	<b>238-91</b>	<b>.723</b>
North Carolina	17-5	223-90	240-95	.716
Illinois	15-8	224-88	239-96	.711
Michigan State	13-10	226-93	239-103	.699
Western Ky.	10-12	207-83	217-95	.696
Marquette	14-9	207-90	221-99	.691
Villanova	19-4	203-99	222-103	.683
Arizona	20-4	196-99	216-103	.677
Oklahoma	12-10	200-91	212-101	.677

■ **25th Anniversary for '86 Champs** -- The University of Louisville's 1986 NCAA Championship team will be recognized at halftime of the Cardinals' Feb. 12 game against Syracuse in the KFC Yum! Center on this silver anniversary year of the achievement. The current U of L team will wear retro uniforms for the Syracuse game in the style worn by the 1986 team.

A commemorative poster, sponsored by United Graphics, will be provided to fans in attendance at the game. Prior to the game, members of the team will be available for autographs in the Woodford Reserve Club (main concourse level overlooking the river) from 10:30-11:30 a.m. Following the game, the team will visit T.G.I. Friday's restaurant (415 S Fourth Street) in Fourth Street Live to sign autographs and mingle with U of L fans from 3:30-5 p.m.

The 1985-86 Cardinals, who posted a 32-7 overall record, were guided by future Hall of Fame Coach Denny Crum and featured four starters that currently rank among the top 11 scorers all-time at U of L: Pervis Ellison (2,143 career points), Milt Wagner (1,836), Herbert Crook (1,723) and Billy Thompson (1,685). Starting guard Jeff Hall is also a career 1,000-point scorer (1,294). Louisville defeated Duke 72-69 in the title game and Ellison became the second freshman in NCAA history to be named the Most Outstanding Player after producing 25 points and 11 rebounds against the Blue Devils.

■ **Another Double-Digit Comeback** -- Louisville overcame a 12-point second-half deficit and an 11-point halftime trailer (37-26) to defeat West Virginia 55-54 on Peyton Siva's driving scoop shot off the glass with 4.5 seconds remaining. Louisville had not overcome a bigger halftime deficit since the Cards rallied from 13 down at the break to defeat the Mountaineers in overtime in a memorable 2005 Elite Eight game. The last time U of L erased a bigger halftime spread to win in regulation: March 20, 1994, when Minnesota led 34-22 at the break before U of L won 60-55 in the NCAA Tournament second round.

A crucial 13-0 second-half run covering 8:20 allowed Louisville to turn an 11-point deficit (42-31) into a two-point cushion. WVU missed 10 shots during the run, with the Cards collecting the rebound after each of the first eight misfires. Louisville held the Mountaineers without a field goal for a stretch of 13:40 from the beginning of the 13-0 run until the game clock read 1:30. WVU missed 13 straight shots during that span.

West Virginia shot just 18.2 percent (4-for-22) from the field in the second half, scoring 17 points. The 17 points were the fewest in a half for a Louisville conference opponent since USF scored 15 in the first half of an 85-40 Cardinal win on Jan. 10, 2004. Louisville held a league foe to fewer than 20 second-half points for the first time since Jan. 22, 1983, when Southern Miss managed just 17 points in the latter half of a 63-48 U of L victory.

■ **Support Dare to Care on Feb. 12** -- Saturday Feb. 12 -- when the Cardinals face Syracuse -- is Dare to Care's "Score Against Hunger Day" at the KFC Yum! Center. Non-perishable food items and monetary donations will be collected at the doors to support Dare to Care, a food bank which serves people in need of food assistance throughout the Metro Louisville area.

■ **Cardinal Spurts** — Over its first 23 games in the 2010-11 season, Louisville has produced 36 runs of 8-0 or better. The Cards forced their opponents into 56 scoring droughts of three minutes or more. The Cardinals longest unanswered scoring run of the season was a 20-0 stretch against Gardner-Webb when U of L held the Runnin' Bulldogs scoreless for nearly nine minutes in the first half. The Cards had a 13-0 run in the second half against West Virginia, holding them scoreless for over eight minutes.

■ **Cards Have Been Tough on the Road** — Louisville has won more road games in BIG EAST Conference play over the last five years than any other league team (26; two this year, four last year, eight of nine in 2008-09, and six in each of the previous two years; next closest: Pittsburgh 23). Overall, the Cardinals have a 29-15 record over the last five years on their opponent's home court. Louisville has won 19 of its last 31 on the road, including six against Top 25 ranked opponents.

■ **High-Tech Uniforms** -- Louisville's uniforms made by adidas are 30 percent lighter and dry twice as fast as previous uniforms. They are made from 60 percent recycled materials and feature adidas' Formation technology, which reduces seams, decreases friction and optimizes natural movement. U of L is one of 10 schools utilizing the new uniforms. adidas reduced uniform weight and increased comfort by switching numbers from heavier, dense materials to a more breathable mesh.

## ■ Knowles Reaches Career Threes

**Top Ten** -- With three three-point field goals against Georgetown, Preston Knowles moved up to eighth in career three-point goals (164 total), passing Larry O'Bannon (2001-05). He is 16 behind No. 7 Francisco Garcia (2002-05). Knowles has hit three or more threes in 10 of the last 13 games (3 at Georgetown in his last game). He is second in the BIG EAST in three-point goals per game (3.0).

## U of L Career Three-Pointers Made

1. 359 - Taquan Dean (2002-06)
2. 323 - DeJuan Wheat (1993-97)
3. 225 - Reece Gaines (1999-03)
4. 210 - Jerry Smith (2006-10)
5. 200 - Edgar Sosa (2006-10)
6. 195 - Terrence Williams (2005-09)
7. 180 - Francisco Garcia (2002-05)
8. 164 - Preston Knowles (2007-Present)
9. 163 - Larry O'Bannon (2001-05)
10. 159 - Everick Sullivan (1988-92)

■ **Tight Games** -- With its 61-57 victory over DePaul, Louisville has played in four straight games decided by four points or less, a first for the Cardinals since Feb. 25-March 7, 1996 (four games). The Cards have never been in five straight games with a margin under five points. U of L has played in five consecutive games with a final margin of five or less for the first time since Feb. 6-20, 1989 (five games). No Louisville squad has ever participated in six straight contests decided by five or less.

■ **Single Digit Decisions** -- Three of Louisville's last six games have been decided by a single digit. U of L's victory at Connecticut was its fourth consecutive victory in games with one-point margins. The Cards also won by the smallest of margins vs. West Virginia and Marquette. U of L recovered from deficits of at least nine points in all three of its single-point wins this season. Twelve games in U of L Coach Rick Pitino's 10 seasons with the Cardinals have been decided by one point (7-5 record in those games).

## Louisville One-Point Games Under Coach Rick Pitino

Score	Opponent	Date
W 79-78	at Connecticut	1.29.11
W 55-54	West Virginia	1.26.11
W 71-70	Marquette	1.15.11
W 61-60	at Villanova	1.10.09
L 55-56	UNLV	12.31.08
L 57-58	Cincinnati	1.1.08
W 75-74	at Memphis	3.12.05
L 80-81	at Marquette	3.6.04
L 69-70	vs. Iowa	11.29.03
L 58-59	at Saint Louis	2.12.03
W 63-62	Princeton	3.12.02
W 73-72	Tennessee	12.20.01

## ■ Thieving Cardinals --

Louisville has recorded at least six steals in 28 straight games, a school record and the longest active streak in the nation (*through Feb. 5*):

### Consecutive Games with 6+ Steals (Division I, active)

1. 28 - Louisville
2. 22 - Valparaiso
3. 18 - Houston Baptist
4. 16 - Santa Clara
5. 14 - Texas Southern

■ **Siva Earns BIG EAST Player of the Week** -- U of L guard Peyton Siva was honored as the BIG EAST Conference Player of the Week for the period from Jan. 24-30. He averaged 16.5 points, 5.0 assists, 3.5 rebounds and 2.5 steals and shot 70.6 percent from the field (12-of-17) while leading the Cardinals to two one-point wins. He scored the winning basket with 4.5 seconds remaining in a 55-54 win over West Virginia. In a 79-78 victory at Connecticut he had 19 points, including gametying shots in both regulation and the first overtime. It was Siva's second selection this season.

■ **New Faces in the Lineup** — Louisville opened the season with no regular starters from last season available. U of L's lone returning starter -- Jared Swopshire -- is out with a groin injury. Five other returnees started a collective 23 games last season, including Terrence Jennings (10 starts) and Preston Knowles (8). Louisville's starting five for the Cards' opening game of the season against Butler had just 15 combined starts coming into the game (Jennings 10, Kuric three, and Buckles two). Returning Louisville players started just 14 BIG EAST games last season, the lowest total in the league.

■ **Pitino Using Sped-Up Style** — U of L Coach Rick Pitino sought to speed up the Cardinals' playing style this season to an accelerated pace. The Cardinals practiced with a 24 second clock and considered it a turnover if they did not cross halfcourt within three seconds. The style has been productive this season with the Cardinals averaging 79.1 points per game, second in the BIG EAST and 14th in the nation.

■ **Cards Tied for Eighth in BIG EAST Preseason Poll** — U of L was chosen to finish tied for eighth in the 2010-11 BIG EAST Conference in a preseason poll of league coaches. Pittsburgh was the choice to win the league. No U of L player was selected to the preseason all-conference team. In league play, each school plays 18 games, playing three teams twice; the Cards' three games are against UConn, Providence and West Virginia.

**2010-11 BIG EAST Coaches' Poll**

- |                  |                 |
|------------------|-----------------|
| 1. Pittsburgh    | 8T. Marquette   |
| 2. Villanova     | 10. Connecticut |
| 3. Syracuse      | 11. Seton Hall  |
| 4. Georgetown    | 12. Cincinnati  |
| 5. West Virginia | 13. USF         |
| 6. St. John's    | 14. Providence  |
| 7. Notre Dame    | 15. Rutgers     |
| 8T. Louisville   | 16. DePaul      |

**Cardinals in the NCAA Tournament**

■ Louisville made its 36th NCAA Tournament appearance in 2010. The Cardinals have reached the NCAA Tournament 27 of the last 34 years (four straight, seven of the last eight, nine of the last 12 years, 15 of last 19). The Cards have reached the Sweet 16 on 17 occasions, including advancing to the Elite Eight two of the last three seasons. Louisville is tied for sixth in tournament victories (60) and is fifth in NCAA Tournament appearances (36). U of L has a 60-38 overall NCAA Tournament record, reaching the Final Four eight times.

■ Only four teams -- Kentucky (50), UCLA (41), North Carolina (41), Kansas (39) -- have more NCAA Tournament appearances than Louisville's 36.

■ U of L Coach Rick Pitino has a 38-14 record in NCAA Tournament play (.731), ranking him sixth among active coaches in winning percentage and 12th all time. Only six coaches have coached more Final Four teams than Pitino's five, a feat matched by four others. Pitino is the only coach to lead three different teams to the Final Four; is one of only six coaches to lead four different schools to the NCAA Tournament; and one of 12 active collegiate coaches who have won an NCAA Championship.

■ Only three teams have been to more Sweet 16 appearances than Louisville's 17 since the NCAA began Sweet 16 records in 1975 (North Carolina 23, Kentucky 21, and Duke 21; UCLA and Kansas also have 17).

■ U of L Coach Rick Pitino has guided 15 teams to NCAA tournament appearances, including seven of his last eight years

at Louisville. His last six straight Kentucky teams reached the NCAA Tournament. The Wildcats won the 1996 NCAA title and were national runner-up in 1997 under his guidance.

**NCAA Sweet 16 Appearances**

- (since 1975)
- North Carolina . 23
  - Duke ..... 21
  - Kentucky ..... 21
  - Louisville ..... 17
  - UCLA ..... 17
  - Kansas ..... 17

**U of L in the NCAA Tournament**

- NCAA Tournament Appearances .... 36
- (27 of the last 34 years; 15 of last 19)
- All-Time NCAA Tourn. Record .... 60-38
- Sweet 16 Appearances ..... 17
- Final Four Appearances ..... 8
- NCAA Championships ..... 2
- Pitino's NCAA Tourn. Record .... 38-14
- Pitino's NCAA Tourn. Appearances . 15

**NATIONAL RANKINGS**

**Associated Press**

- (Feb. 7)
- 1 Ohio State
  - 2 Kansas
  - 3 Texas
  - 4 Pittsburgh
  - 5 Duke
  - 6 San Diego St.
  - 7 Brigham Young
  - 8 Notre Dame
  - 9 Villanova
  - 10 Connecticut
  - 11 Georgetown
  - 12 Syracuse
  - 13 Wisconsin
  - 14 Purdue
  - 15 Arizona
  - 16 Louisville
  - 17 Florida
  - 18 Kentucky
  - 19 Missouri
  - 20 North Carolina
  - 21 Utah State
  - 22 Texas A&M
  - 23 Vanderbilt
  - 24 Temple
  - 25 West Virginia

**ESPN/USA Today**

- (Feb. 7)
- 1 Ohio State
  - 2 Kansas
  - 3 Texas
  - 4 Pittsburgh
  - 5 Duke
  - 6 San Diego St.
  - 7 Notre Dame
  - 8 Brigham Young
  - 9 Connecticut
  - 10 Villanova
  - 11 Georgetown
  - 12 Purdue
  - 13 Syracuse
  - 14 Wisconsin
  - 15 Louisville
  - 16 Arizona
  - 17 Utah State
  - 18 Kentucky
  - 19 Florida
  - 20 Missouri
  - 21 North Carolina
  - 22 Texas A&M
  - 23 Saint Mary's
  - 24 Vanderbilt
  - 25 Minnesota

Other U of L opponents receiving votes:

AP: Cincinnati, Marquette, UNLV

ESPN/USAT: West Virginia, Marquette, UNLV

**Louisville in the Polls**

rv = receiving votes

Date	AP	ESPN/USAT	Date	AP	ESPN/USAT
Preseason ....	-	..... rv	Dec. 27	..... 22	.... 20
Nov. 15	.....	-	Jan. 3	..... rv	.... 23
Nov. 22	..... rv	.... rv	Jan. 10	..... 18	.... 17
Nov. 29	..... rv	.... rv	Jan. 17	..... 19	.... 15
Dec. 6	..... 24	.... rv	Jan. 24	..... 23	.... 19
Dec. 13	..... 20	.... 21	Jan. 31	..... 15	.... 13
Dec. 20	..... rv	.... 25	Feb. 7	..... 16	.... 15

**■ Cards Sixth All-Time in the Polls**

— Louisville's initial appearance in the Associated Press poll on Dec. 6 marked the 500th occasion the Cards have been ranked in the AP poll, sixth most all-time (506 now). U of L was ranked 29 consecutive weeks in the poll before falling out of the Dec. 7, 2009 poll. (longest streak under Pitino: 31 weeks, 2005-06). The Cards finished the 2008-09 season No. 1 in the AP poll — the first No. 1 AP ranking ever for U of L. U of L did not receive a single vote in the preseason AP poll.

■ **Trends** — U of L is 106-7 over the last 10 seasons under Coach Rick Pitino when scoring 80 or more points (9-0 this season, 10-2 last year) ... Over the past 10 years under Pitino, Louisville is 87-6 when shooting 50 percent or better from the field (6-0 this season, 6-1 last year) ... U of L is 182-30 when holding its opponent below 70 points over the past 10 years under Pitino (11-2 this season, 15-2 last year).



## 2010-11 Louisville Cardinals Roster



No.	Name	Pos.	Ht.	Wt.	Yr.	Exp.	Hometown (Previous School)
0	George Goode	F	6-8	230	Sr.	2L	Raytown, Mo. (Raytown South HS)
2	Preston Knowles	G	6-1	190	Sr.	3L	Winchester, Ky. (George Rogers Clark HS)
3	Peyton Siva	G	5-11	180	So.	1L	Seattle, Wash. (Franklin HS)
4	Rakeem Buckles	F	6-7	200	So.	1L	Miami, Fla. (Monsignor Pace HS)
5	Chris Smith	G	6-2	200	Jr.	Tr	Millstone, N.J. (Manhattan College)
10	Gorgui Dieng	C	6-10	215	Fr.	HS	Kebemer, Senegal (Huntington Prep)
13	Mark Jackson, Jr.	G	6-3	230	Fr.	HS	Brooklyn, Ca. (Taft HS)
14	Kyle Kuric	G	6-4	195	Jr.	2L	Evansville, Ind. (Memorial HS)
15	Tim Henderson	G	6-2	180	Fr.	HS	Louisville, Ky. (Christian Academy)
21	Jared Swopshire	F	6-8	205	Jr.	2L	St. Louis, Mo. (IMG Academy)
22	Elisha Justice	G	5-10	180	Fr.	HS	Pikeville, Ky. (Shelby Valley HS)
23	Terrence Jennings	F	6-9	220	Jr.	2L	Sacramento, Calif. (Notre Dame Prep)
24	Russ Smith	G	6-0	160	Fr.	HS	Briarwood, N.Y. (South Kent School)
33	Mike Marra	G	6-4	200	So.	1L	Smithfield, R.I. (Northfield Mt. Hermon)
44	Stephan Van Treese	F	6-9	220	So.	1L	Indianapolis, Ind. (Lawrence North HS)

**Pronunciation:** Goode (good), Kuric (KYERR-ik), Siva (SEE-vah), Marra (MARE-uh), Gorgui Dieng (GOR-gee Jeng), Elisha (ee-LIE-shuh), Stephan (STEE-vun)

■ **Pitino A Hall of Fame Nominee** — U of L Coach Rick Pitino is one of 26 individuals nominated for induction in the Naismith Memorial Basketball Hall of Fame for the 2011 class. Finalists must be voted on seven of nine ballots, then must receive 18 of 24 votes from a separate panel. The list also includes Dick Bavetta, Marty Blake, Maurice Cheeks, Teresa Edwards, Bill Fitch, Cotton Fitzsimmons, Joe B. Hall, Spencer Haywood, Mark Jackson, Bernard King, Maurice Lucas, Sarunas Marciulionis, Reggie Miller, Chris Mullin, Don Nelson, George Raveling, Dennis Rodman, Arvydas Sabonis, Ralph Sampson, Rudy Tomjanovich, Jim Valvano, Tara VanDerveer, Jamaal Wilkes, Chet Walker and Tex Winter.

■ **Pitino Adds To Victory Total** -- U of L Coach Rick Pitino already ranks among the top ten best coaching starts all-time in 25 seasons. He is currently tied for third with Bob Huggins, who totalled 590 wins in his first 25 years from 1981-2005. Pitino's 590

victories in his 25th year as a head coach is an incredible feat given Pitino took over losing programs at each of his four collegiate coaching stops.

#### Best Coaching Starts by Victories (First 25 Seasons)

Coach, Team(s)	Seasons	W	L	Pct.
1. Jerry Tarkanian, Long Beach St. & UNLV	1969-92	647	133	.829
2. Jim Boeheim, Syracuse	1977-2001	600	208	.743
3. Rick Pitino, Boston U., Providence, Kentucky, Louisville	1978-83, '85-87, '89-97, '01-10	590	215	.732
3. Bob Huggins, Walsh, Akron & Cincinnati	1981-2005	590	211	.737
5. Denny Crum, Louisville	1972-96	587	224	.724
6. Dean Smith, North Carolina	1962-86	579	171	.772
7. John Thompson, Georgetown	1973-97	573	218	.724
8. Mike Krzyzewski, Army & Duke	1976-2000	571	219	.723

■ **Pitino Will Coach Puerto Rico** -- University of Louisville men's basketball coach Rick Pitino will coach the Puerto Rico national basketball team in preparation for a 2011 pre-Olympic qualifying tournament. Pitino will coach the team in the 2011 FIBA Americas Championship basketball tournament to be played in Mar del Plata, Argentina on Aug. 25- Sept. 8, 2011 at the 8,000-seat Polideportivo Islas Malvinas. Puerto Rico must finish among the top two teams to advance to the 2012 Olympics in London.

Ten teams will participate in the FIBA Americas Championship including Argentina, Brazil, Canada, Cuba, Dominican Republic, Panama, Paraguay, Puerto Rico, Uruguay, Venezuela. Since the USA has already qualified for the 2012 Olympics by winning the 2010 FIBA World Championship, they could withdraw from the tournament and open a wildcard spot.

Three current NBA players are members of the Puerto Rico team, including Dallas Mavericks guard JJ Barea, Miami Heat guard Carlos Arroyo and Denver Nuggets forward Renaldo Balkman. Puerto Rico last qualified for the Olympics in 2004, finishing sixth after beating the United States on its way to a sixth-place finish. It did not qualify for the 2000 or 2008 Olympics.

## HEAD COACH RICK PITINO

In his 25th season as a collegiate head coach and 10th at Louisville, U of L Coach **Rick Pitino** has compiled a 590-215 overall record (238-91 at U of L). The only coach to take three different schools to the NCAA Final Four including his 2005 Cardinal team, his .731 winning percentage entering the season ranks him 12th among active coaches and No. 28 all-time. Among active coaches, Pitino (Massachusetts '74) has the sixth-highest winning percentage in NCAA Tournament games (.731 winning percentage, 38-14 record in 15 NCAA tournament appearances). He guided Kentucky to three NCAA Final Four appearances in eight seasons (1989-97), winning the 1996 NCAA Championship and reaching the national title game in 1997. He has also served as head coach at Providence College (1985-87, 1987 Final Four), Boston University (1978-83), as well as the NBA New York Knicks (1987-89) and Boston Celtics (1997-2001). Pitino has an 8-4 record against Notre Dame.



■ **Tough Schedule** — Twenty of the Cardinals' 31 games will be played against teams that participated in post-season competition last season, including a dozen in the NCAA Tournament. Six of the Cardinals' 13 non-conference opponents competed in post-season tournaments last season and the group collectively won an average of over 20 games (566-373 combined record, .603 winning percentage). Eight BIG EAST teams are ranked among the nation's top 25 teams (AP), including six among the top 12.

#### U of L Radio Network Affiliates

**WHAS 840 AM** - Louisville, Ky. (Flagship Station)  
**WKRD 790 AM/101.7 FM** - Louisville, Ky.  
**WNDE 1260 AM** - Indianapolis, Ind.  
**WCKY 1530 AM** - Cincinnati, Ohio  
**WMKJ 105.5 FM** - Lexington, Ky.  
**WSFC 1240 AM** - Somerset, Ky.  
**WFKY 1490 AM** - Frankfort, Ky.  
**WLVK 105.5 FM** - Elizabethtown, Ky.  
**WYMC 1430 AM** - Mayfield, Ky.  
**WQXQ 101.9 FM** - Owensboro, Ky.  
**WPAD 1560 AM** - Paducah, Ky.  
**WLYE 94.1 FM** - Bowling Green, Ky.  
**WXLN 104.9 FM** - Pikeville, Ky.  
**WHLN 1410 AM** - Harlan, Ky.  
**WCCK 95.7 FM** - Calvert City, Ky.  
**Sirius/XM Satellite Radio**

■ **Cards vs. Top 25 Foes** -- The Cardinals have fared well in recent years against Top 25 competition. Louisville has an 18-12 record against Top 25 teams over the last four years, including a 15-10 record during the regular season (3-3 vs. ranked teams this year). The Cardinals have also won 10 of its last 18 games when facing Top 10 teams, spanning the last four years.

Louisville last beat a top ten ranked team when the Cardinals won at No. 5 Connecticut on Jan. 29, 2011.

■ **Cards Have Eight Straight 20-Win Seasons** — Louisville is one of nine Division I schools in the nation which have won 20 or more games in each of the past eight seasons. Kansas tops the list with 21 consecutive years, followed by Duke (14), Gonzaga (13), Syracuse (13), Florida (12), Texas (11), Utah State (11), Pittsburgh (9) and the Cardinals (8). Coach Rick Pitino has won at least 20 games in a season on 19 occasions, ranking him tied for sixth among active coaches in 20-win seasons. The Cardinals have won at least 19 games in 37 of the last 41 years.

■ **Cards Second in BIG EAST Wins** -- Since the 2005-06 season when the Cardinals joined the BIG EAST, Louisville is second in league victories with a 65-30 mark during the regular season, just behind Pittsburgh (67-27) through Feb. 1.

■ **Louisville, LSU Special Accomplishment** — Louisville and LSU are the only two schools in the nation over the last six years which have reached each

of the men's and women's Final Four, a BCS bowl game and the College World Series. Louisville has been in the 2009 Women's Final Four, 2005 Men's Final Four, 2007 Orange Bowl and 2007 College World Series. LSU participated in the 2005, 2006 and 2008 Women's Final Fours, 2006 Men's Final Four, 2007 Sugar Bowl and 2008 BCS National Championship Game (Sugar Bowl); and 2008 and 2009 College World Series. U of L's women's basketball team reached the NCAA Championship game in 2009.

■ **Record Crowd** -- Louisville set a home game attendance record on Dec. 31 when the Cardinals faced Kentucky in the KFC Yum! Center with 22,803 present. U of L closed a 54-year run in Freedom Hall with a record 20,135 fans for its home finale against Syracuse on March 6, 2010. Three other 22,000+ crowds attended Cardinal home games this season and Louisville is averaging 21,615 fans this season, topped only by Syracuse and Kentucky. A sold-out crowd of 21,218 witnessed the Cardinals' Red-White intrasquad scrimmage on Oct. 25 in the KFC Yum! Center.

■ **Champion Cardinals** — Three Cardinals won state championships at the high school level. Peyton Siva led Franklin High School to the 2009 Washington 3A State Championship as a senior and Franklin also won the 4A state title his freshman year in 2006. Rakeem Buckles won a pair of Florida 4A State Championships as a sophomore and junior at Monsignor Pace High School (2007, 2008). Elisha Justice was the Most Valuable Player for the 2010 Kentucky State Championship, which his Shelby Valley High School team won.

■ **Looking Ahead** — U of L returns to the KFC Yum! Center as the Cardinals face Syracuse on Saturday, Feb. 12 at Noon EST (ESPN). Syracuse (20-4, 7-4) is ranked No. 13 in the ESPN/USA Today poll and No. 12 by AP and has won its last two, including a 72-49 victory at USF in its last game on Feb. 5. The Orange will play at home against Georgetown on Feb. 9 prior to facing the Cardinals. Syracuse ranks among the nation's top 20 in blocked shots (6th, 6.5 per game), assists-to-turnovers ratio (13th, 1.41), field goal percentage defense (18th, .391), and assists (18th, 16.6). Senior forward Rick Jackson leads the BIG EAST in rebounding (11.5 rpg, 13.2 ppg). U of L holds a 12-4 series advantage over Syracuse and has won the last six meetings, including a 78-68 victory last season (3/6/10) in the Cards' final game in Freedom Hall. Syracuse is No. 8 in the Sagarin Ratings and No. 18 in the RPI through Feb. 6.

**Louisville's vs. AP Top 25 Teams in Recent Years**

Opponent	Result (Site)	Date
#13 Georgetown	L 59-62 (A)	1-31-11
#5 Connecticut	W 79-78 (A)	1-29-11
#7 Villanova	L 74-88 (A)	1-12-11
#11 Kentucky	L 63-78 (H)	12-31-10
#20 UNLV	W 77-69 (H)	12-11-10
#16 Butler	W 88-73 (H)	11-16-10
#1 Syracuse	W 78-68 (H)	3- 6-10
#11 Georgetown	L 60-70 (H)	2-23-10
#2 Syracuse	W 66-60 (A)	2-14-10
#9 West Virginia	L 74-77 (A)	1-30-10
#16 Pittsburgh	L 77-82 ot (A)	1-16-10
#4 Villanova	L 84-92 (H)	1-11-10
#3 Kentucky	L 62-71 (A)	1- 2-10
#8 Michigan State	L 52-64 (N)	3-29-09
#18 Syracuse	W 76-66 (N)	3-13-09
#10 Villanova	W 69-55 (N)	3-12-09
#8 Marquette	W 62-58 (H)	3- 1-09
#1 Connecticut	L 51-68 (H)	2- 2-09
#8 Syracuse	W 67-57 (A)	1-25-09
#1 Pittsburgh	W 69-63 (H)	1-17-09
#13 Notre Dame	W 87-73 ot (H)	1-12-09
#18 Villanova	W 61-60 (A)	1-10-09
# 1 North Carolina	L 73-83 (N)	3-29-08
# 5 Tennessee	W 79-60 (N)	3-27-08
#11 Georgetown	L 52-55 (A)	3- 8-08
#17 Notre Dame	W 90-85 (H)	2-28-08
#6 Georgetown	W 59-51 (H)	2- 9-08
#16 Marquette	W 71-57 (A)	2- 4-08
#13 Marquette	W 71-51 (H)	1-17-08
#7 Pittsburgh	W 66-53 (A)	2-12-07

**BIG EAST CONFERENCE**

(Standings through Feb. 7)

School	Big East	Overall	Streak
Pittsburgh	10-1	22-2	W 3
Notre Dame	8-3	19-4	W 5
<b>Louisville</b>	<b>7-3</b>	<b>18-5</b>	<b>W 1</b>
Villanova	7-3	19-4	W 2
Georgetown	7-4	18-5	W 6
Syracuse	7-4	20-4	W 2
Connecticut	6-4	18-4	W 1
West Virginia	6-5	15-8	L 2
Cincinnati	5-5	18-5	L 2
Marquette	5-5	14-9	W 2
St. John's	5-5	13-9	L 1
Seton Hall	4-8	10-14	L 2
Providence	3-8	14-10	W 2
Rutgers	3-8	12-11	L 4
USF	2-9	8-16	L 2
DePaul	0-10	6-16	L 10

**Louisville in BIG EAST Statistics**

Team Statistics	Stat	Rank
Scoring Offense	77.4	3
Scoring Defense	64.7	8
Scoring Margin	+12.7	2
FT Percentage	.662	13
FG Percentage	.465	5
FG Pct. Defense	.396	5
3-Pt. Percentage	.367	5
3-Pt. Percentage Defense	.309	6
Rebound Margin	+1.6	12
Blocked Shots	5.5	3
Assists	17.9	2
Steals	9.7	1
Turnover Margin	+3.0	4
Assists-Turnover Ratio	1.27	6
3FG Made	9.0	1

Scoring	Blocked Shots
12. Preston Knowles 14.9	2. Gorgui Dieng ..... 2.3
	6. Terrence Jennings .. 1.9

Assists	Three-Point Percentage
5. Peyton Siva ..... 5.2	1. Chris Smith ..... .464
	5. Kyle Kuric ..... .440
	14. Preston Knowles .391

Steals	Three-Point FG Made
1. Peyton Siva ..... 2.2	2. Preston Knowles ... 3.0
5. Preston Knowles .... 1.8	12. Kyle Kuric ..... 1.8
	14. Mike Marra ..... 1.6

**Upcoming BIG EAST Games**

<b>Tuesday, February 8</b>	Cincinnati at DePaul - ESPN2 ..... 7:00
<b>Wednesday, February 9</b>	Georgetown at Syracuse - ESPN ..... 7:00
	Marquette at South Florida - ESPN2 ..... 7:00
	Louisville at Notre Dame - ESPNU ..... 7:00
	Villanova at Rutgers ..... 8:00
<b>Thursday, February 10</b>	Connecticut at St. John's - ESPN ..... 7:00
<b>Saturday, February 12</b>	Syracuse at Louisville - ESPN ..... Noon
	DePaul at West Virginia ..... 4:00
	Seton Hall at Rutgers - ESPNU ..... 7:00
	Pittsburgh at Villanova - ESPN ..... 9:00
<b>Sunday, February 13</b>	St. John's at Cincinnati ..... Noon
	Marquette at Georgetown - ESPN ..... 1:00
	Providence at Connecticut ..... 7:00



■ **Cards Have Top 10 Class** -- Four impressive high school and prep products have each signed a national letter-of-intent to continue their basketball playing careers at Louisville, ranking this Cardinal group among the nation's top recruiting classes.

The list of stellar signees includes: **Chane Behanan**, a 6-7, 250-pound forward from Bowling Green (Ky.) High School; **Wayne Blackshear**, a 6-5, 205-pound guard from Morgan Park High School in Chicago; **Angel Nunez**, a 6-7, 190-pound forward from Bronx, N.Y. who is currently at Notre Dame Prep in Fitchburg, Mass.; and **Zach Price**, a 6-10, 230-pound center from Jeffersontown High School in Louisville, Ky. With three members of the group ranked among the top 50 in the nation, the Cardinals' recruiting class is currently ranked second in the nation by The Hoop Scoop, fifth by ESPN.com, sixth by Scout.com and seventh nationally by Rivals.com.

A first-team all-state selection, Behanan averaged 21.2 points, 12.3 rebounds, 4.5 assists, and 2.8 blocks per game as a junior at Bowling Green last year, a season in which he recorded nine triple-doubles and dished out 14 assists in one contest.

A first-team all-state selection, Blackshear averaged 29.2 points and 14.2 rebounds as a junior to lead Morgan Park to the 2010 Chicago Public League title.

Blackshear's score with 13.4 seconds left was the game-winner in the Mustangs' 61-

#### University of Louisville 2010-11 Men's Basketball Signees

Name	Pos	Ht.	Wt.	Hometown	Current School
Chane Behanan	F	6-7	255	Bowling Green, Ky.	Bowling Green HS
Wayne Blackshear	G/F	6-5	205	Chicago, Ill.	Morgan Park HS
Angel Nunez	F	6-7	190	Bronx, N.Y.	Notre Dame Prep
Zach Price	C	6-10	230	Louisville, Ky.	Jeffersontown HS

60 victory over Marshall in the championship game of the tournament.

Nunez is enrolled at Notre Dame Prep in Fitchburg, Mass., which is currently the nation's top-ranked prep team. He attended the Winchendon School (Mass.) last season and helped his team to a 30-10 record and the quarterfinals of the National Prep Championship. Nunez played his first two seasons at Cardinal Hayes High School in Bronx, N.Y.

Price averaged 9.1 points per game as a junior for 20-5 St. Edward High School in Lakewood, Ohio. He capped off his season with a double-double (11 points, 10 rebounds) in St. Edward's 61-57 loss to Mentor in the regional finals of the 2010 Ohio High School State Championship. Price will play his final season at Jeffersontown High School in Louisville.

#### Last time an individual had ...

	For Louisville	For A Louisville Opponent
<b>30 or more points</b>	31 by Preston Knowles vs. Morgan St. (12/27/10)	36 by Scottie Reynolds, Villanova (1/11/10)
<b>35 or more points</b>	36 by Samardo Samuels vs. Notre Dame (2/17/10)	36 by Scottie Reynolds, Villanova (1/11/10)
<b>20 points in a half</b>	20 by Preston Knowles 2H vs. UNLV (12/11/10)	24 by Austin Freeman, Georgetown, 2H (2/23/10)
<b>15 or more rebounds</b>	15 by Samardo Samuels vs. La.-Lafayette (12/23/09)	18 by DeMarcus Cousins, Kentucky (1/2/10)
<b>20 or more rebounds</b>	23 by Ellis Myles vs. Tennessee St. (12/1/01)	21 by Dwayne Whitfield, Jackson St. (11/23/94)
<b>A four-point play</b>	Reginald Delk vs. Notre Dame (2/17/10)	Austin Freeman, Georgetown (2/23/10)
<b>12 made free throws</b>	16 by Samardo Samuels vs. Notre Dame (2/17/10)	13 by Scottie Reynolds, Villanova (1/11/10)
<b>7 made three-point goals</b>	7 by Kyle Kuric vs. Morgan State (12/27/10)	7 by Anthony Mason Jr., St. John's (1/26/08)
<b>10 or more assists</b>	10 by Peyton Siva vs. DePaul (2/5/11)	10 by Ronald Moore, Siena (3/22/09)
<b>5 or more blocked shots</b>	5 by Gorgui Dieng vs. USF (1/9/11)	5 by Augustus Gilchrist, USF (1/7/09)
<b>5 or more steals</b>	7 by Peyton Siva vs. St. John's (1/19/11)	5 by Tarence Kinsey, South Carolina (3/28/06)

#### The Last Time a Team ...

	Louisville	Opponent
<b>Scored 100 points</b>	104-82 victory over Morgan St. (12/27/10)	101-80 loss at Cincinnati (5/22/03)
<b>Scored less than 50 points</b>	46-52 loss to Drexel (12/14/10)	78-49 victory over Gardner-Webb (12/18/10)
<b>Scored 60 points in a half</b>	61 vs. NW St.; 2nd H of 100-87 win (11/18/06)	60 by Tulane; 2nd H of 109-96 win (1/18/90)
<b>Scored under 20 points in a half</b>	18 at Georgetown; 1st H of 59-62 loss (1/31/11)	11 by San Francisco; 2H, 61-35 UL win (12/8/10)
<b>Had a +20 Rebound Margin</b>	24 (45-21) vs. Providence (1/6/09)	20 (46-26) by Drexel (12/14/10)
<b>Grabbed 60 or more rebounds</b>	60 vs. East Carolina (1/19/05)	60 by George Mason (1/4/94)
<b>Grabbed less than 25 rebounds</b>	24 vs. Georgetown (3/8/08)	22 by Delaware State (3/17/06)
<b>Shot 60% or better from the field</b>	.646 (42-65) vs. Western Ky. (12/22/10)	.614 (43-70) by Charlotte (2/11/01)
<b>Shot 30% or below from the field</b>	.296 (16-54) vs. UNLV (12/31/08)	.283 (15-53) by FIU (12/1/10)
<b>Shot 70% from the field for a half</b>	.700 (14-20) vs. G'town in 1st H (2/23/09)	.765 (13-17) by Georgetown in 2nd H (1/31/11)
<b>Made 5 or less free throws</b>	5 vs. West Virginia (1/26/11)	5 by San Francisco (12/8/10)
<b>Made 15 three-point goals</b>	16 vs. Western Kentucky (12/22/10)	17 by Notre Dame (2/4/06)
<b>Made No three-point goals</b>	0 vs. Wyoming (1/18/92)	0 by Connecticut (2/2/08)
<b>Shot 60% from the three-point line</b>	.739 (17-23) vs. Morgan State (12/27/10)	.625 (5-8) by Texas A&M (3/17/07)
<b>Handed out 25 or more assists</b>	25 vs. Morgan State (12/27/10)	25 by Notre Dame (2/28/08)
<b>Handed out 5 or less assists</b>	5 vs. Texas A&M (3/17/07)	5 by San Francisco (12/8/10)
<b>Committed 25 or more turnovers</b>	26 vs. West Virginia (1/31/09)	25 by St. John's (1/19/11)
<b>Committed 5 or fewer turnovers</b>	5 vs. San Francisco (12/8/10)	4 by Temple (2/20/94)
<b>Blocked 10 or more shots</b>	10 vs. FIU (12/1/10)	14 by Connecticut (3/4/06)
<b>Had No Blocked Shots</b>	0 vs. West Virginia (1/26/11)	0 by Cincinnati (1/24/10)
<b>Had 15 or more steals</b>	19 vs. Chattanooga (11/22/10)	18 by Alabama (11/30/00)
<b>Had No Steals</b>	0 vs. Saint Louis (2/12/03)	0 by Providence (1/22/11)

■ **Block Birds** -- Freshman Gorgui Dieng swatted seven shots against both FIU and Gardner-Webb, tying for the seventh most blocks in a game in U of L history. It was the most for a U of L player since Kendall Dartez blocked nine against Holy Cross on Dec. 7, 2003. Dieng's 2.3 blocks per game is second in the BIG EAST and ranks 29th nationally. Junior Terrence Jennings swatted a career-high six shots against Marshall. Jennings has 43 rejections in

Consecutive games with 3+ blocks (since '86-87)			
No.	Name	Dates	Blocks
5	Pervis Ellison	1/20/88 - 1/30/88	4-3-4-4-3
4	<b>Terrence Jennings</b>	<b>11/16/10 - 11/27/10</b>	<b>4-3-3-6</b>
4	Samaki Walker	1/7/95 - 1/19/95	7-3-4-7
4	Felton Spencer	12/16/89 - 1/4/90	6-5-4-3

22 games this season (1.9 average), 57th in the nation and sixth in the BIG EAST. He has blocked a shot in 22 of the Cards' last 27 regular season games. Jennings has 39 career multi-block games and 19 with at least three stuffs. He is the only player in the last 11 seasons to block three or more shots in four straight games.

■ **Impressive Road Victory** -- Louisville rallied for a thrilling 79-78 double-overtime victory at No. 5 Connecticut on Jan. 29, recovering from a nine-point deficit in the last seven minutes of regulation to hand the Huskies their first home loss of the season. The Cardinals hit 8-of-11 field goals in the two overtime periods, including 4-of-5 three-pointers. Many Cardinals were key in the victory, led by Peyton Siva with 19 points, seven assists, four rebounds, three steals and two blocked shots. He hit game-tying shots in both regulation and the first overtime, driving for a layup (0:29 in regulation) and a dunk (0:07 in the first OT). He scored 13 of his 19 points in the last seven minutes of regulation and overtime periods. Terrence Jennings produced his first career double-double with a career-high 16 points, 10 rebounds and four blocked shots. Preston Knowles, Kyle Kuric and Mike Marra all hit huge threes late in the game.

■ **24 Former Pitino Assistants/Players Became Head Coaches** -- U of L Coach Rick Pitino has had 24 of his former assistants or players rise to a collegiate head coaching position, two of which the Cardinals will face this season (Jan. 5 vs. Seton Hall, Feb. 16 at Cincinnati). There are seven former assistants as current head coaches, including Mick Cronin at Cincinnati; Scott Davenport at Bellarmine; Billy Donovan at Florida; Marvin Menzies at New Mexico State; Herb Sendek at Arizona St.; Kevin Willard at Seton Hall; and Tubby Smith at Minnesota. Pitino has a collective 24-6 record in games against his former assistants (3-0 vs. Ralph Willard; 7-5 vs. Tubby Smith; 6-0 vs. Billy Donovan, 4-1 vs. Mick Cronin, 1-0 vs. Scott Davenport, 1-0 vs. Marvin Menzies, 2-0 vs. Kevin Willard). One former assistant is currently an NBA head coach: Jim O'Brien (Indiana).

Five former Pitino players also became collegiate head coaches, four of which are currently active, including Travis Ford of Massachusetts; John Pelphrey of Arkansas; Sean Woods of Mississippi Valley State; and Donovan. Including games against both his 24 former assistants and former players who went on to become collegiate head coaches, Pitino is 26-7 (record vs. former players as head coaches: 3-1 vs. Travis Ford, 2-0 vs. John Pelphrey and Donovan).

■ **Big Numbers in Bowling Green** -- Louisville's 114-82 victory at Western Kentucky produced some impressive offensive numbers for the Cardinals.

□ The 114 points was the most the Cardinals have scored since a 115-76 victory over Tennessee State on Dec. 20, 1999, a span of 381 games. It was the second-highest ever total scored by a U of L team in a road game and was the most points produced on the road in 54 years -- since a 116-82 victory at Kentucky Wesleyan on Feb. 6, 1956. Louisville scored 57 points in both halves of the game.

□ The Cardinals shot 64.6 percent from the field for the game (42-of-65), its best effort in nearly 15 years -- since connecting on 64.7 percent of its shots (33-of-51) against DePaul on Jan. 7, 1996.

□ Louisville hit a season-high 16 three-point goals in 30 attempts (53.3 percent), its most since burying 18 of its 36 threes in a 99-54 victory over DePaul in Freedom Hall on Feb. 15, 2009. The Cardinals hit 15 threes against Chattanooga earlier this year. Six different players made multiple three-pointers.

□ The 32-point margin tied for the second-highest for an opponent in the history of Western Kentucky's 47 years in Diddle Arena. It was the most points allowed by the Hilltoppers since a 124-65 loss at Georgia on Nov. 28, 1990.

■ **Sophomores Making Strides** -- U of L's sophomore class has made great strides since last season, similar to many of Pitino's players over the years. All four have generated more productive numbers this season, as noted below.

	3 Peyton Siva		4 Rakeem Buckles		33 Mike Marra		44 Stephan Van Treese	
	Pts.	Asst.	Pts.	Reb.	Pts.	Asst.	Pts.	Reb.
2009-10	3.9	1.8	3.8	3.4	3.1	0.6	0.5	0.6
2010-11	10.7	5.2	8.2	7.5	7.2	2.4	3.5	3.9

■ **Three-Point Barrage** -- Louisville's 9.0 three-point goals per game leads the BIG EAST and is 10th nationally. It is the second highest ever for U of L, trailing only the 9.5 per game average of the Cards' 2004-05 Final Four team which made 361-of-905 threes while producing a 33-5 record. Louisville has made seven or more three-point goals in 17 games this season. The Cards knocked down 11+ threes for three straight games (vs. Gardner-Webb, Western Ky., Morgan St.), marking just the second time that has ever happened at U of L. The 17 threes vs. Morgan State were the most for a Louisville squad since hitting 18 vs. DePaul on Feb. 15, 2009. U of L shot 73.9 percent (17-for-23) from downtown, the third-highest percentage in school history in games with at least 10 attempts and the highest percentage ever in games with 15 or more tries.

■ **Cards Win Billy Minardi Classic** -- U of L won its eighth Billy Minardi Classic title with a 77-69 victory over then 20th/19th ranked UNLV on Dec. 11. It was the third straight time the Cardinals won when facing a ranked opponent. Louisville overcame a nine-point deficit in the second half and forced 18 turnovers for the game. Chris Smith was named the Most Valuable Player of the Billy Minardi Classic against UNLV when he totalled 17 points, six rebounds, two assists, two steals, and two blocked shots while hitting 6-of-9 shots from the field. Preston Knowles scored all 20 of his points in the second half, Kyle Kuric scored 17, hitting a career-best 5-of-8 three-point goals, and Peyton Siva handed out a career-high seven assists.

■ **Cards Win Global Sports Shootout Title** -- U of L won the Global Sports Shootout by sweeping its four games in the round-robin exempt tournament which ran from Nov. 20 through Dec. 4. The Cards' Mike Marra was chosen as MVP of the event while teammate Terrence Jennings also earned all-tournament honors. It was U of L's 25th regular season tournament championship. Last season, Louisville swept its four games in the Hall of Fame Showcase, claiming the title for its pool of teams in the round robin formatted event.

**Pitino's Milestone Collegiate Games**

No.	Date	Score
100	2/1/82	Old Dominion 71, Boston U 61
200	3/2/87	Providence 97, Villanova 80
300	12/2/92	Kentucky 81, Wright State 65
400	3/25/95	North Carolina 74, Kentucky 61
500	2/16/02	Marquette 75, Louisville 63
600	3/3/05	Louisville 66, DePaul 62
700	2/9/08	Louisville 59, Georgetown 51
800	1/19/11	Louisville 88, St. John's 63





## KFC Yum! Center - the new home for Louisville Basketball

The University of Louisville begins a new era in its tradition-rich basketball program with its inaugural season in the sparkling new KFC Yum! Center, located on the banks of the Ohio River in downtown Louisville.

The 22,000-seat multi-purpose arena is truly a state-of-the-art facility, which will rival any, including those in which a professional franchise is the primary tenant. Built at a cost of \$238 million, the arena features the latest in technological advancements - including WiFi within the arena bowl for patrons - and provides a superb experience for fans to enjoy.

The Cardinals had played basketball since 1956 in Freedom Hall, where they amassed a 682-141 record in 54 seasons and ranked among the top five nationally in attendance for the last 29 straight seasons. Freedom Hall - which currently remains in operation - had been the site of six NCAA Final Fours, four additional NCAA men's basketball tournament events and 10 conference tournaments in which U of L participated.

Owned by the Louisville Arena Authority and operated by the Kentucky State Fair Board, the KFC Yum! Center is bordered by Main Street on the south, Third Street on the west, River Road on the north and Second Street to the east.

U of L's men's and women's teams have permanent locker rooms, including expansive space for its coaching staffs, equipment, training room and a lounge area for each team. There are five additional team locker rooms, two officials locker rooms, five star dressing rooms, a full-function media work room and a full-sized basketball practice court on the event level. An interior truck staging area can accommodate three television production trucks and a nearby area includes four loading docks.

The seven levels of the arena (including the upper catwalk) include a collective 721,762 square feet, or roughly the area of 13 football fields. The 22,000 seats - split about evenly between the upper and lower arena - include 71 luxury suites, 62 four- or six-seat premium boxes, over 2,000 side-court club seats and four party suites with a seating capacity of 32 each. Centerplate is the concessionaire for the facility, which has 27 permanent stands, 32 portable locations, two fixed novelty stands and 234 total points of sale.

After passing through the one and a half acre landscaped entry plaza that features a basketball-themed fountain, entering fans can visit the 2,500-square foot U of L adidas store, the 3,000-square foot U of L Hall of Honor, which features former Cardinal greats, or head to their seats using one of the eight escalators or seven elevators within the building.

Lounge space is abundant within the arena. Four spacious donor rooms are available for Cardinal fans, including three that overlook the Ohio River. The 7,000-square foot main concourse restaurant overlooks the river and a main concourse sports bar has views directly into the arena bowl. Two 4,000-square foot club lounges on the event level, as well as the terrace club and premium box lounges, provide amenities for their respective patrons.

The arena has quickly established itself on the entertainment scene, hosting such acts as the Eagles and Justin Bieber within the first month of opening its doors to the public. The KFC Yum! Center will serve as the site for the NCAA Men's Basketball Tournament second and third rounds in March 2012 and the NCAA Women's Volleyball Championship in December 2012.



### Arena Facts

**Location:** Downtown Louisville, Kentucky bordered by Main Street on the south, Third Street on the west, River Road on the north, and Second Street to the east.

**Cost:** \$238 million.

**Opening Date:** October 10, 2010

**Seating:** 22,000 for basketball; seating ranges from 16,000 to 23,000 for other events such as ice shows, arena football, concerts, volleyball or wrestling. 22,000 for NCAA swimming

**Club Seating:** 2,054 in the lower level, 800 in the Club level.

**Suites:** 71 suites on two levels with four party suites, and an additional 62 loge boxes

**Locker Rooms:** separate home locker rooms for the U of L men's and women's teams, a primary visiting team locker room, four auxiliary locker rooms, two officials locker rooms and five star dressing rooms.

#### Additional Features:

- Two 4,000 square foot club lounges on event floor level
- Loge lounge on mezzanine level
- Club lounge on mezzanine level
- 2,500 square foot team store
- 7,000 square foot main concourse
- Restaurant overlooking the Ohio River
- Main concourse sports bar with view to the Arena bowl
- 32,000 square feet of meeting rooms (four total; three with river view)
- Practice facility with full-size basketball court on event level. It will be used as necessary for large event media work space
- Press lounge, press work room and press interview room on event level
- Seven elevators, including a freight elevator
- Eight escalators
- Four loading docks and interior truck staging area to accommodate three television production trucks
- 1 ½ acre landscaped entry plaza





# 0 George Goode



**F 6-8 230 Sr. - 2L Raytown, Mo. (Raytown South HS)**

- Matched a career scoring high with eight points against St. John's.
- Has scored 37 of his 61 points this season in his last nine games as he has been pressed into more action with multiple injuries to the Cardinals.
- Produced seven points and a season-high six rebounds against Marquette off the bench, matching a season best 14 minutes of action.
- Made his second career start against Seton Hall in the Cards' BIG EAST opener and responded with six points, three rebounds and two steals in 10 minutes.
- Came off the bench to bury the first two three-pointers of his career at USF.
- Played a key nine minutes against UNLV, contributing four points and three rebounds.
- Blocked three shots in nine minutes against Morgan State.
- Scored a career-high eight points off the bench against South Alabama, adding three rebounds and a blocked shot.
- Played 12 solid minutes against Chattanooga, totaling six points, three steals, two rebounds and two blocked shots.
- Totalled career highs of seven points, nine rebounds and five blocked shots off the bench against Morehead State in the Cardinals' season opener as a freshman.
- Averaged 17 points, 11.6 rebounds, 5.7 blocks, 2.1 assists as a senior and first team all-state selection in leading Raytown South to a 22-5 record and the Missouri Class 5 district finals.
- Changed his jersey number to 0 at midseason last year because he kept getting hurt and wanted a fresh start.
- Born Oct. 6, 1988 ... Major is communication.

## 0 George Goode Season Highs

- Points .... 8 vs. South Alabama (12/4)  
vs. St. John's (1/19)
- Reb. .... 4 vs. Georgetown (1/31)
- Asst. .... 1 (3 times) *latest:* vs. St. John's (1/19)
- Blocks .... 3 vs. Morgan State (12/27)
- Steals .... 3 vs. Chattanooga (11/22)
- FGM ..... 4 vs. St. John's (1/19)
- FGA ..... 8 vs. St. John's (1/19)
- 3FGM ..... 2 vs. USF (1/9)
- 3FGA ..... 2 vs. Chattanooga (11/22)  
vs. USF (1/9)
- FT ..... 2 vs. South Alabama (12/4)  
vs. Georgetown (1/31)
- FTA ..... 3 vs. South Alabama (12/4)

## 0 George Goode Career Highs

- Points .... 8 vs. South Alabama (12/4/10)  
vs. St. John's (1/19/11)
- Reb. .... 9 vs. Morehead St. (11/22/08)
- Asst. .... 2 vs. Kentucky (1/4/09)
- Blocks .... 5 vs. Morehead St. (11/22/08)
- Steals .... 3 vs. Chattanooga (11/22/10)
- FGM ..... 4 vs. St. John's (1/19/11)
- FGA ..... 8 vs. St. John's (1/19/11)
- 3FGM ..... 2 vs. USF (1/9/11)
- 3FGA ..... 2 vs. Chattanooga (11/22/10)  
vs. USF (1/9/11)
- FT ..... 2 (4 times) *latest:* vs. Georgetown (1/31/11)
- FTA ..... 3 vs. Morehead St. (11/22/08)  
vs. South Alabama (12/4/10)

### 0 George Goode Game-by-Game

Opponent	Date	GS	Min	FG	FGA	3-Point				Rebounds											Avg						
						Pct	FG	FGA	Pct	FT	FTA	Pct	Off	Def	Tot	Avg	PF	FO	A	TO		Blk	Stl	Pts			
JACKSON STATE	11/20/10	1	0	0	.000	0	0	.000	0	0	.000	0	0	0	0.0	0	0	0	0	0	0	0	0	0	0	0	0
CHATTANOOGA	11/22/10	12	3	6	.500	0	2	.000	0	0	.000	0	2	1.0	1	0	1	0	2	3	6	3.0					
MARSHALL	11/27/10	1	1	1	1.000	0	0	.000	0	0	.000	0	0	0	0.7	2	0	0	0	0	0	2	2.7				
FIU	12/01/10	7	1	1	1.000	0	0	.000	0	0	.000	1	0	1	0.8	3	0	0	0	0	0	2	2.5				
SOUTH ALABAMA	12/04/10	14	3	4	.750	0	0	.000	2	3	.667	2	1	3	1.2	0	0	0	0	1	0	8	3.6				
SAN FRANCISCO	12/08/10	13	0	2	.000	0	1	.000	0	0	.000	0	0	0	1.0	0	0	0	0	0	0	0	3.0				
UNLV	12/11/10	9	2	3	.667	0	0	.000	0	0	.000	2	1	3	1.3	0	0	0	0	0	0	4	3.1				
DREXEL	12/14/10	4	0	0	.000	0	0	.000	0	0	.000	0	0	0	1.1	0	0	0	0	0	0	0	2.8				
GARDNER-WEBB	12/18/10	7	1	1	1.000	0	0	.000	0	0	.000	0	0	0	1.0	0	0	0	0	0	0	2	2.7				
at Western Ky.	12/22/10	4	0	0	.000	0	0	.000	0	0	.000	0	1	1	1.0	2	0	0	2	0	0	0	2.4				
MORGAN STATE	12/27/10	9	0	3	.000	0	0	.000	0	0	.000	0	2	2	1.1	1	0	0	1	3	0	2.2					
SETON HALL	01/05/11 *	10	3	7	.429	0	0	.000	0	0	.000	2	1	3	1.3	1	0	0	1	0	2	6	2.5				
at USF	01/09/11	7	2	3	.667	2	2	1.000	0	0	.000	0	0	0	1.2	1	0	1	0	0	0	6	2.8				
at Villanova	01/12/11	9	1	1	1.000	0	0	.000	0	0	.000	0	0	0	1.1	0	0	0	0	1	0	2	2.7				
MARQUETTE	01/15/11	14	3	7	.429	0	1	.000	1	2	.500	3	3	6	1.4	4	0	0	1	0	0	7	3.0				
ST. JOHN'S	01/19/11	15	4	8	.500	0	0	.000	0	0	.000	1	1	2	1.4	2	0	1	1	1	1	8	3.3				
WEST VIRGINIA	01/26/11	5	1	1	1.000	0	0	.000	0	0	.000	0	0	0	1.4	1	0	0	0	0	0	2	3.2				
at Connecticut	01/29/11	10	1	3	.333	0	0	.000	0	0	.000	0	3	3	1.4	2	0	0	1	0	0	2	3.2				
at Georgetown	01/31/11	16	1	3	.333	0	0	.000	2	2	1.000	2	2	4	1.6	1	0	0	1	0	0	4	3.2				
DEPAUL	02/05/11	2	0	0	.000	0	0	.000	0	0	.000	0	0	0	1.5	1	0	0	0	0	0	0	3.1				

### 0 George Goode Career Statistics

Year	GP	GS	Min	Avg	FG	FGA	Pct	3FG	3FGA	Pct	FT	FTA	Pct	OReb	DReb	Reb	Avg	PF	FO	Ast	TO	Blk	Stl	Pts	Avg
2008-09	26	0	161	6.2	15	31	.484	0	0	.000	6	8	.750	13	21	34	1.3	19	0	7	6	20	7	36	1.4
2009-10	6	1	30	5.0	2	5	.400	0	1	.000	0	0	.000	1	6	7	1.2	6	0	0	2	2	1	4	0.7
2010-11	20	1	169	8.5	27	54	.500	2	6	.333	5	7	.714	13	17	30	1.5	22	0	3	8	8	6	61	3.1
TOTAL	52	2	360	6.9	44	90	.489	2	7	.286	11	15	.733	27	44	71	1.4	47	0	10	16	30	14	101	1.9

## 2 Preston Knowles

**LOUISVILLE**



**G 6-1 190 Sr. - 3L Winchester, Ky. (George Rogers Clark HS)**

- Team captain who has scored in double digits in 18 games this season (14 of the last 16; 37 career).
- Suffered a strained right hamstring in practice on Feb. 1 and missed the Cards' last game against DePaul.
- Has a steal in 19 games and his 1.8 average is fifth in the BIG EAST. He has gathered three or more steals in seven games this year.
- Ranks second in the BIG EAST and 12th nationally in three-point goals per game (3.0). He is 14th in the league and 49th in the nation in three-point field goal percentage (.391). He is also among the league leaders in scoring (14.9 ppg, 12th).
- Has hit multiple three-pointers in 18 of the past 22 games. His 66 three-point goals this season is just two short of reaching the top ten for a single season at U of L
- Named to the BIG EAST Honor Roll on Jan. 17 when he averaged 20.5 points, 4.0 rebounds, 3.5 assists, 2.5 steals and made 11-of-18 three pointers (.611) in splitting a pair of league games.
- Had 25 points and three assists vs. St. John's.
- Produced 17 points, four rebounds and two steals as the Cardinals rallied from 18 points down in the last 5:44 to beat Marquette. Knowles hit 4-of-4 three-pointers and had a steal and two assists in that rallying effort, including passing to Kyle Kuric for the winning basket with four seconds remaining.
- Passed the 800 career points mark against St. John's (854 currently).
- Matched a career-high with nine rebounds against Seton Hall, adding eight points, five assists, three steals and two blocked shots in the Cards' BIG EAST opener.
- Totaled 22 points, three assists and a career-best matching four steals against Kentucky, hitting 6-of-10 three-point attempts.
- Poured in a career-high 31 points against Morgan State, adding three assists, three rebounds and a steal. He hit 9-of-14 shots from the field, 6-of-9 three pointers and all seven of his free throws.
- Became just the third player in school history (four occasions total) to hit 6+ threes in consecutive games (vs. Morgan State, Kentucky), joining Taquan Dean and Reece Gaines. No Cardinal has ever hit six or more threes in three straight contests. His 21 threes over a recent four game span (Dec. 18-31) tie Taquan Dean for the most in Louisville history over a four-game span.
- Big game against Gardner-Webb with 24 points, nine rebounds, two blocked shots -- all

career highs -- and four assists, making 6-of-11 three-pointers.

■ Scored all 20 of his points against UNLV in the second half, the highest-scoring half of his career. His previous best 20-minute period came in the second half against Austin Peay on Dec. 13, 2008, in which he scored 18 of his career-high 21 points. The 20 points in a half were the most by a Louisville player since Kyle Kuric had 22 in the second half in last year's regular-season finale against #1 Syracuse.

■ Scored in double digits in eight games as a junior as the Cards' No. 5 scorer (7.2). He was second in assists (72, 2.3 avg.).

■ Was shooting 50 percent from the three-point line as a junior before he sprained his wrist early in the season at UNLV. He was second in the BIG EAST in three-point field goal pct. (.432) as a sophomore.

■ Scored a season-high 21 points at Pittsburgh as a junior, adding three rebounds and three assists. He hit 8-12 field goals and 5-of-7 threes.

■ His cousin Jermaine Martin played basketball at Berea (Ky.) College.

■ Born March 26, 1989 ... Major is communication.

### 2 Preston Knowles Season Highs

- Points .... 31 vs. Morgan State (12/27)
- Reb. .... 9 vs. Gardner-Webb (12/18), Seton Hall (1/5)
- Asst. .... 5 vs. Seton Hall (1/5), West Virginia (1/26)
- Blocks .... 2 vs. Gardner-Webb (12/18) vs. Seton Hall (1/5)
- Steals .... 4 vs. Drexel (12/14), Kentucky (12/31)
- FGM ..... 9 (3 times) *latest:* vs. Villanova (1/12)
- FGA ..... 17 vs. Villanova (1/12), St. John's (1/19)
- 3FGM ..... 6 (4 times) *latest:* vs. Villanova (1/12)
- 3FGA ..... 12 vs. St. John's (1/19) vs. West Virginia (1/26)
- FT ..... 7 vs. Morgan State (12/27)
- FTA ..... 7 vs. Morgan State (12/27)

### 2 Preston Knowles Career Highs

- Points .... 31 vs. Morgan State (12/27/10)
- Reb. .... 9 vs. Gardner-Webb (12/18/10) vs. Seton Hall (1/5/11)
- Asst. .... 7 vs. Oral Roberts (12/16/09)
- Blocks .... 2 vs. Gardner-Webb (12/18/10) vs. Seton Hall (1/5/11)
- Steals .... 4 (7 times) *latest:* vs. Kentucky (12/31/10)
- FGM ..... 9 (3 times) *latest:* vs. Villanova (1/12)
- FGA ..... 17 vs. Villanova (1/12/11) vs. St. John's (1/19/11)
- 3FGM ..... 6 (3 times) *latest:* vs. Kentucky (12/31/10)
- 3FGA ..... 12 vs. W. Carolina (12/12/09) vs. St. John's (1/19/11) vs. West Virginia (1/26/11)
- FT ..... 7 vs. Morgan State (12/27/10)
- FTA ..... 7 vs. Morgan State (12/27/10)


### 2 Preston Knowles Game-by-Game

Opponent	Date	GS	Min	3-Point				Rebounds				PF	FO	A	TO	Blk	Stl	Pts	Avg					
				FG	FGA	Pct	FT	FTA	Pct	Off	Def									Total				
BUTLER	11/16/10	18	3	11	.273	1	6	.167	5	6	.833	0	1	1	0	2	1	0	3	12	12.0			
JACKSON STATE	11/20/10	* 28	4	10	.400	2	5	.400	2	2	1.000	1	4	5	3	0	2	4	0	3	12	12.0		
CHATTANOOGA	11/22/10	* 16	4	11	.364	3	6	.500	3	4	.750	0	5	5	3	2	0	0	1	0	14	12.7		
MARSHALL	11/27/10	* 25	2	12	.167	2	7	.286	0	0	.000	1	1	2	3	5	1	1	0	0	2	6	11.0	
FIU	12/01/10	* 29	6	13	.462	4	8	.500	2	2	1.000	0	6	6	3	8	0	0	3	1	0	3	18	12.4
SOUTH ALABAMA	12/04/10	* 18	3	6	.500	1	3	.333	0	0	.000	1	4	5	4	0	1	0	1	0	0	7	11.5	
SAN FRANCISCO	12/08/10	* 31	4	13	.308	2	8	.250	0	0	.000	1	0	1	3	6	2	0	4	0	0	0	10	11.3
UNLV	12/11/10	* 25	6	11	.545	2	6	.333	6	6	1.000	0	2	2	3	4	5	1	2	0	0	1	20	12.4
DREXEL	12/14/10	* 30	5	14	.357	2	6	.333	1	3	.333	0	1	1	3	1	3	0	1	3	0	4	13	12.4
GARDNER-WEBB	12/18/10	* 31	9	15	.600	6	11	.545	0	0	.000	0	9	9	3	7	2	0	4	5	2	1	24	13.6
at Western Ky.	12/22/10	* 28	6	13	.462	3	9	.333	0	0	.000	1	3	4	3	7	0	3	1	0	1	15	13.7	
MORGAN STATE	12/27/10	* 31	9	14	.643	6	9	.667	7	7	1.000	2	1	3	3	7	0	3	2	0	1	31	15.2	
KENTUCKY	12/31/10	* 37	8	16	.500	6	10	.600	0	0	.000	0	2	2	3	5	2	0	3	3	0	4	22	15.7
SETON HALL	01/05/11	* 28	3	12	.250	0	4	.000	2	2	1.000	2	7	9	3	9	1	0	5	4	2	3	8	15.1
at USF	01/09/11	* 16	3	9	.333	2	6	.333	4	4	1.000	1	5	6	4	1	4	0	3	0	0	2	12	14.9
at Villanova	01/12/11	* 34	9	17	.529	6	10	.600	0	0	.000	0	4	4	4	1	4	0	4	0	3	24	15.5	
MARQUETTE	01/15/11	* 37	6	13	.462	5	8	.625	0	0	.000	0	4	4	4	1	3	0	3	3	1	2	17	15.6
ST. JOHN'S	01/19/11	* 31	8	17	.471	4	12	.333	5	6	.833	1	3	4	4	1	2	0	3	1	0	1	25	16.1
at Providence	01/22/11	* 21	1	8	.125	0	4	.000	0	0	.000	1	0	1	3	9	5	1	0	1	0	2	2	15.4
WEST VIRGINIA	01/26/11	* 34	3	16	.188	3	12	.250	1	2	.500	0	2	2	3	8	1	0	5	2	0	1	10	15.1
at Connecticut	01/29/11	* 42	6	15	.400	3	10	.300	0	0	.000	1	3	4	3	8	2	0	2	3	0	0	15	15.1
at Georgetown	01/31/11	* 34	3	14	.214	3	9	.333	2	3	.667	1	1	2	3	7	1	0	1	1	1	1	11	14.9

### 2 Preston Knowles Career Statistics

Year	GP	GS	Min	Avg	FG	FGA	Pct	3FG	3FGA	Pct	FT	FTA	Pct	OReb	DReb	Reb	Avg	PF	FO	Ast	TO	Blk	Stl	Pts	Avg
2007-08	31	0	285	9.2	32	66	.485	12	37	.324	1	3	.333	12	15	27	0.9	36	0	19	10	3	19	77	2.5
2008-09	37	4	619	16.7	84	192	.438	48	111	.432	10	19	.526	29	47	76	2.1	56	1	36	25	3	35	226	6.1
2009-10	31	8	622	20.1	81	227	.357	38	130	.292	23	26	.885	43	53	96	3.1	59	2	72	44	3	35	223	7.2
2010-11	22	21	624	28.4	111	280	.396	66	169	.391	40	47	.851	14	68	82	3.7	57	3	55	41	6	39	328	14.9
TOTAL	121	33	2150	17.8	308	765	.403	164	447	.367	74	95	.779	98	183	281	2.3	208	6	182	120	15	128	854	7.1

### 3 Peyton Siva



**G 5-11 180 So. - 1L Seattle, Wash. (Franklin HS)**

■ Starting point guard who has handed out at least six assists in nine of the last 16 games.

■ Among the BIG EAST leaders in steals (2.2, first; 24th in the nation) and assists (5.2, fifth; 45th in the nation). He has a steal in 21 of 23 games this season and has gathered multiple steals in 10 of the last 13 games.

■ Providence's Vincent Council (four), Georgetown's Chris Wright (three), and Siva are the only players in the BIG EAST with multiple 10-assist games this season (Siva 10 assists vs. St. John's, DePaul). Siva is the only one to do it twice in BIG EAST play. He is the fourth Cardinal in the last 25 years to notch multiple double-digit assist games in the same season, joining Terrence Williams, Ellis Myles, and LaBradford Smith.

■ Earned his second BIG EAST Conference Player of the Week honor for the period from Jan. 24-30. He averaged 16.5 points, 5.0 assists, 3.5 rebounds and 2.5 steals and shot 70.6 percent from the field (12-of-17) while leading the Cardinals to two one-point victories over Connecticut and West Virginia.

■ At then No. 5 Connecticut, he totaled 19 points, seven assists, four rebounds, three steals and two blocked shots. He hit game-tying shots in both regulation and the first overtime, driving for a layup (0:29 in regulation) and a dunk (0:07 in the first OT). The 19 points were the second-highest scoring total of his career. He scored 13 of his 19 points in the last seven minutes of regulation and overtime periods as the Cardinals recovered from a nine-point deficit in the last seven minutes.

■ His driving scoop shot high off the backboard with 4.5 seconds left provided the winning margin in the Cards' 55-54 victory over West Virginia. He had 14 points, three assists, three rebounds, two steals and hit all five of his field goals.

■ Notched a career-best seven steals against St. John's, the highest total for a Cardinal since Terrence Williams had seven against Syracuse on March 14, 2009. It is tied for the third most ever by a U of L player. He added 10 points and a career-high 10 assists with only two turnovers. Siva is the first player in Louisville history with as many as 10 assists and seven steals in the same game and the first BIG EAST player to do it since Notre Dame's Chris Thomas recorded a triple-double with points (24), assists (11), and steals (11) against New Hampshire on Nov. 16, 2001.

■ Huge game at Western Kentucky with a career-high 29 points, eight assists and two steals. Siva's eight assists were the most for a Louisville underclassman

(freshman or sophomore) since Terrence Williams had nine on March 9, 2007, against Pittsburgh in the BIG EAST Tournament. He was honored as BIG EAST Player of the Week for his efforts.

■ Had nine points and seven assists vs. UNLV.

■ Totaled team highs of 14 points, five assists and four steals against San Francisco.

■ Scored 15 points against South Alabama, adding four assists and three steals with only one turnover.

■ Scored a season-high 14 points at West Virginia as a freshman, adding two steals and a career-best matching four rebounds. He hit 5-of-6 field goals (4-of-5 threes).

■ Played nine games with a Reach USA team in China in May of 2010. In the team's final game, he totaled 15 points, 14 rebounds and four assists and scored the game-winning shot in his team's 70-69 victory.

■ A McDonald's High School All-America selection, he averaged 18.1 points, 5.3 assists, 3.4 rebounds, and 2.3 steals as a senior as Washington's Mr. Basketball in leading Franklin High School to a 28-1 record and the Class 3A state championship. It was Siva's second state title in four years, also winning the Class 4A title with Franklin in 2006 as a freshman.

■ Born Oct. 24, 1990 ... Major is undecided.

### 3 Peyton Siva Season Highs

Points ..... 29 vs. Western Ky. (12/22)  
 Reb. .... 7 vs. Seton Hall (1/5)  
 Asst. .... 10 vs. St. John's (1/19), DePaul (2/5)  
 Blocks .... 2 vs. Connecticut (1/29)  
 Steals .... 7 vs. St. John's (1/19)  
 FGM ..... 8 vs. Western Ky. (12/22)  
 FGA ..... 13 vs. Western Ky. (12/22)  
 3FGM ..... 4 vs. Western Ky. (12/22)  
 3FGA ..... 7 vs. Western Ky. (12/22)  
 FT ..... 9 vs. Western Ky. (12/22)  
 FTA ..... 10 (3 times) *latest*: vs. Marquette (1/15)

### 3 Peyton Siva Career Highs

Points ..... 29 vs. Western Ky. (12/22/10)  
 Reb. .... 7 vs. Seton Hall (1/5/11)  
 Asst. .... 10 vs. St. John's (1/19/11), DePaul (2/5/11)  
 Blocks .... 2 vs. Connecticut (1/29/11)  
 Steals .... 7 vs. St. John's (1/19/11)  
 FGM ..... 8 vs. Western Ky. (12/22/10)  
 FGA ..... 13 vs. Western Ky. (12/22/10)  
 3FGM ..... 4 vs. West Virginia (1/30/10)  
 vs. Western Ky. (12/22/10)  
 3FGA ..... 7 vs. Western Ky. (12/22/10)  
 FT ..... 9 vs. Western Ky. (12/22/10)  
 FTA ..... 10 (3 times) *latest*: vs. Marquette (1/15/11)

### 3 Peyton Siva Game-by-Game

Opponent	Date	GS	Min	3-Point			Rebounds										Avg								
				FG	FGA	Pct	FT	FTA	Pct	Off	Def	Tot	Avg	PF	FO	A		TO	Blk	Stl	Pts				
BUTLER	11/16/10	*	15	3	6	.500	0	2	.000	3	3	1.000	0	2	2	2	0	5	1	3	3	0	1	9	9.0
JACKSON STATE	11/20/10	*	30	3	7	.429	0	3	.000	5	7	.714	0	5	5	3.5	1	0	6	4	0	2	11	10.0	
CHATTANOOGA	11/22/10	*	19	4	7	.571	1	4	.250	4	4	1.000	1	2	3	3.3	2	0	5	1	0	1	13	11.0	
MARSHALL	11/27/10	*	15	4	7	.571	1	2	.500	3	4	.750	1	2	3	3.3	3	0	2	3	1	2	12	11.3	
FIU	12/01/10	*	19	2	5	.400	0	2	.000	0	0	.000	0	2	2	3.0	2	0	3	2	0	2	4	9.8	
SOUTH ALABAMA	12/04/10	*	25	5	6	.833	0	0	.000	5	6	.833	1	1	2	2.8	2	0	4	1	0	3	15	10.7	
SAN FRANCISCO	12/08/10	*	22	5	8	.625	3	5	.600	1	2	.500	0	4	4	3.0	2	0	5	2	0	4	14	11.1	
UNLV	12/11/10	*	27	2	4	.500	0	2	.000	5	9	.556	1	1	2	2.9	5	1	7	5	0	1	9	10.9	
DREXEL	12/14/10	*	30	3	9	.333	1	4	.250	6	10	.600	1	2	3	2.9	3	0	2	4	0	4	13	11.1	
GARDNER-WEBB	12/18/10	*	20	2	6	.333	0	3	.000	0	0	.000	0	3	3	2.9	3	0	7	3	0	1	4	10.4	
at Western Ky.	12/22/10	*	29	8	13	.615	4	7	.571	9	10	.900	0	1	1	2.7	2	0	8	5	0	2	29	12.1	
MORGAN STATE	12/27/10	*	22	2	4	.500	0	0	.000	1	2	.500	0	3	3	2.8	1	0	7	3	0	5	5	11.5	
KENTUCKY	12/31/10	*	33	2	9	.222	0	3	.000	2	3	.667	0	2	2	2.7	4	0	4	3	0	2	6	11.1	
SETON HALL	01/05/11	*	33	6	12	.500	1	5	.200	1	2	.500	0	7	7	3.0	3	0	3	3	0	2	14	11.3	
at USF	01/09/11	*	32	1	4	.250	1	2	.500	6	8	.750	1	3	4	3.1	2	0	6	2	0	0	9	11.1	
at Villanova	01/12/11	*	33	6	12	.500	2	4	.500	0	0	.000	0	1	1	2.9	1	0	7	4	0	2	14	11.3	
MARQUETTE	01/15/11	*	26	0	5	.000	0	2	.000	5	10	.500	0	2	2	2.9	1	0	4	4	0	2	5	10.9	
ST. JOHN'S	01/19/11	*	26	4	5	.800	2	2	1.000	0	0	.000	0	2	2	2.8	2	0	10	2	1	7	10	10.9	
at Providence	01/22/11	*	22	2	3	.667	0	1	.000	1	2	.500	0	2	2	2.8	3	0	3	3	0	0	5	10.6	
WEST VIRGINIA	01/26/11	*	26	5	5	1.000	2	2	1.000	2	4	.500	1	2	3	2.8	4	0	3	2	0	2	14	10.8	
at Connecticut	01/29/11	*	42	7	12	.583	0	3	.000	5	8	.625	0	4	4	2.9	3	0	7	3	2	3	19	11.1	
at Georgetown	01/31/11	*	29	1	5	.200	1	3	.333	2	2	1.000	0	3	3	2.9	2	0	3	8	0	2	5	10.9	
DEPAUL	02/05/11	*	35	0	8	.000	0	5	.000	6	8	.750	0	3	3	2.9	1	0	10	1	0	1	6	10.7	

### 3 Peyton Siva Career Statistics

Year	GP	GS	Min	Avg	FG	FGA	Pct	3FG	3FGA	Pct	FT	FTA	Pct	OReb	DReb	Reb	Avg	PF	FO	Ast	TO	Blk	Stl	Pts	Avg
2009-10	31	0	349	11.3	38	88	.432	19	47	.404	25	41	.610	5	21	26	0.8	66	1	56	46	2	31	120	3.9
2010-11	23	23	610	26.5	77	162	.475	19	66	.288	72	104	.692	7	59	66	2.9	57	2	119	71	4	51	245	10.7
TOTAL	54	23	959	17.8	115	250	.460	38	113	.336	97	145	.669	12	80	92	1.7	123	3	175	117	6	82	365	6.8



## 4 Rakeem Buckles



### F 6-8 200 So. - 1L Miami, Fla. (Monsignor Pace HS)

- Broke his left index finger during practice on Dec. 30 and is expected to be out for six weeks (hopeful mid-February return). He had surgery to repair the injury that afternoon, which included the insertion of five pins at the renowned Hand Care Center at Jewish Hospital. He has missed the last 11 games (Kentucky and the Cards' 10 BIG EAST games).
- Cards' top rebounder (7.5) who ranked ninth in the BIG EAST before his injury. He has seven or more rebounds in six games this season.
- Made his last five three-point goals over his last two games.
- Had 15 points, six rebounds and a career-high four assists at Western Kentucky when he connected on all three of his three-point attempts.
- Suffered a concussion against Drexel and missed U of L's game vs. Gardner-Webb.
- Has scored in double figures in five games this year and has three double-digit rebounding efforts.
- Totalled 12 points, a career-high 14 rebounds, two assists and two steals against South Alabama, his second double-double of the season and third of his career.
- Opened the season with 17 points, 11 rebounds and three steals against Butler.
- Finished his freshman year scoring a career-high 20 points against California in the first round of the NCAA Tournament. He added nine rebounds while hitting 10-of-11 field goals.
- Produced his first career double-double with 10 points and 11 rebounds at UNLV as a freshman.
- Class 4A Player of the Year in Florida when he averaged 22.8 points, 13.1 rebounds and 3.5 blocked shots as a senior in helping Monsignor Pace post a 24-8 record and the Class 4A regional finals, where it lost to eventual state champion Cocoa. Monsignor Pace won the state championship in his sophomore and junior seasons.
- Born Nov. 15, 1990 ... Major is undecided.

### 4 Rakeem Buckles Season Highs

- Points ..... 17 vs. Butler (11/16)
- Reb. .... 14 vs. South Alabama (12/4)
- Asst. .... 4 vs. San Francisco (12/8)  
vs. Western Ky. (12/22)
- Blocks .... 1 (3 times) *latest:* vs. Marshall (11/27)
- Steals .... 3 vs. Butler (11/16)
- FGM ..... 6 vs. Butler (11/16)  
vs. Marshall (11/27)
- FGA ..... 12 vs. Butler (11/16)
- 3FGM ..... 3 vs. Western Ky. (12/22)
- 3FGA ..... 4 vs. Butler (11/16)
- FT ..... 4 vs. FIU (12/1)  
vs. South Alabama (12/4)
- FTA ..... 7 vs. Butler (11/16)

### 4 Rakeem Buckles Career Highs

- Points ..... 20 vs. California (3/19/10)
- Reb. .... 14 vs. South Alabama (12/4/10)
- Asst. .... 4 vs. San Francisco (12/8/10)
- Blocks .... 1 (8 times) *latest:* vs. Marshall (11/27/10)
- Steals .... 3 vs. Butler (11/16/10)
- FGM ..... 10 vs. California (3/19/10)
- FGA ..... 12 vs. Butler (11/16/10)
- 3FGM ..... 3 vs. Western Ky. (12/22/10)
- 3FGA ..... 4 vs. Butler (11/16/10)
- FT ..... 4 (3 times) *latest:* vs. South Ala. (12/4/10)
- FTA ..... 7 vs. Butler (11/16/10)


#### 4 Rakeem Buckles Game-by-Game

Opponent	Date	GS	Min	FGFGA	Pct	3-Point			FT	FTA	Pct	Rebounds				PF	FO	A	TO	Blk	Stl	Pts	Avg	
						FG	FGA	Pct				Off	Def	Tot	Avg									
BUTLER	11/16/10	*	31	6	12	.500	2	4	.500	3	7	.429	4	7	11	11.0	4	0	2	2	1	3	17	17.0
JACKSON STATE	11/20/10	*	22	2	5	.400	1	1	1.000	0	0	.000	3	5	8	9.5	4	0	1	2	1	1	5	11.0
CHATTANOOGA	11/22/10	*	16	4	5	.800	1	2	.500	2	2	1.000	1	2	3	7.3	2	0	1	1	0	1	11	11.0
MARSHALL	11/27/10	*	23	6	10	.600	0	1	.000	0	1	.000	3	4	7	7.3	2	0	1	3	1	1	12	11.3
FIU	12/01/10		22	2	6	.333	1	2	.500	4	5	.800	4	4	8	7.4	2	0	3	5	0	1	9	10.8
SOUTH ALABAMA	12/04/10	*	21	4	6	.667	0	2	.000	4	5	.800	4	10	14	8.5	4	0	2	1	0	2	12	11.0
SAN FRANCISCO	12/08/10	*	27	1	6	.167	0	3	.000	0	3	.000	4	6	10	8.7	2	0	4	2	0	0	2	9.7
UNLV	12/11/10	*	16	0	3	.000	0	0	.000	0	1	.000	0	3	3	8.0	3	0	0	1	0	0	0	8.5
DREXEL	12/14/10	*	25	0	4	.000	0	1	.000	1	2	.500	2	4	6	7.8	0	0	1	2	0	1	1	7.7
at Western Kentucky	12/22/10		19	5	6	.833	3	3	1.000	2	2	1.000	2	4	6	7.6	2	0	4	0	0	0	15	8.4
MORGAN STATE	12/27/10		12	2	3	.667	2	2	1.000	0	0	.000	2	4	6	7.5	3	0	2	5	0	1	6	8.2

#### 4 Rakeem Buckles Career Statistics

Year	GP	GS	Min	Avg	FG	FGA	Pct	3FG	3FGA	Pct	FT	FTA	Pct	OReb	DReb	Reb	Avg	PF	FO	Ast	TO	Blk	Stl	Pts	Avg
2009-10	32	2	363	11.3	45	86	.523	1	6	.167	30	41	.732	51	59	110	3.4	68	1	15	24	5	14	121	3.8
2010-11	11	8	234	21.3	32	66	.485	10	21	.476	16	28	.571	29	53	82	7.5	28	0	21	24	3	11	90	8.2
TOTAL	43	10	597	13.9	77	152	.507	11	27	.407	46	69	.667	80	112	192	4.5	96	1	36	48	8	25	211	4.9

## 5 Chris Smith



**G 6-2 200 Jr. - Tr. Millstone, N.J. (Manhattan College)**

- Double-figure scorer in 12 games this season. He has started the last 14 games.
- Leads the BIG EAST in three-point percentage (.464) and is 10th in field goal percentage (.512).
- Totaled a career-high 19 points, seven rebounds, three assists and two steals at Providence.
- Is tied with Stephan Van Treese as the Cards' top rebounder in BIG EAST games (5.2). He has grabbed at least five rebounds in 13 games, including seven league contests.
- Led the Cardinals with 15 points against West Virginia and added six rebounds, two assists and two steals.
- Scored 18 points at Villanova, adding four rebounds and two assists (3-of-6 three pointers).
- Totalled 15 points, four assists, a team-high six rebounds and made 6-of-8 shots from the field against Kentucky.
- Against Morgan State, he totalled 10 points, four rebounds and a career-high six assists while hitting all four shots from the field.
- Scored 18 points at Western Kentucky while matching a team-high with six rebounds. He hit 8-of-12 shots in the game, including 2-of-3 three-pointers.
- Named the Most Valuable Player of the Billy Minardi Classic against UNLV when he totalled 17 points, six rebounds, two assists, two steals, and two blocked shots while hitting 6-of-9 shots from the field.
- Scored 11 points and handed out a career-high five assists against Chattanooga off the bench, hitting 3-of-5 three-pointers.
- Joined the Cardinals as a walk-on transfer who played two years at Manhattan College, starting 41 of his 50 games there. He sat out last year and will have two years of eligibility remaining.
- Averaged 13.4 points, 5.7 rebounds and 2.7 blocked shots as a sophomore in helping Manhattan post a 16-14 overall record and fourth place MAAC finish. He led the Jaspers in rebounding and was second in scoring, ranking among the top 15 in the MAAC in both categories. He scored in double digits in 20 games as a sophomore.
- Poured in a career high 35 points against Princeton (12-14-08).

- Grabbed a career high 13 rebounds and scored 12 points at William & Mary as a sophomore (2-21-09).
- His brother J.R. plays for the Denver Nuggets. His father Earl played for Monmouth.
- Born Oct. 13, 1987 ... Major is justice administration.

### 5 Chris Smith

#### Season / Career Highs

- Points ..... 19 vs. Providence (1/22)
- Reb. .... 7 vs. Marquette (1/15)  
vs. Providence (1/22)  
vs. Georgetown (1/31)
- Asst. .... 6 vs. Morgan State (12/27)
- Blocks .... 2 vs. UNLV (12/11)
- Steals .... 3 vs. Georgetown (1/31)
- FGM ..... 8 vs. Western Ky. (12/22)
- FGA ..... 13 vs. Providence (1/22)
- 3FGM ..... 3 (4 times) *latest:* vs. Villanova (1/12)
- 3FGA ..... 6 vs. San Francisco (12/8)  
vs. Villanova (1/12)
- FT ..... 5 vs. USF (1/9)
- FTA ..... 5 vs. USF (1/9)  
vs. St. John's (1/19)

#### 5 Chris Smith Game-by-Game

Opponent	Date	GS	Min	FG	FGA	3-Point			Rebounds											Avg			
						Pct	FG	FGA	Pct	FT	FTA	Pct	Off	Def	Tot	Avg	PF	FO	A		TO	Blk	Stl
BUTLER	11/16/10	10	1	2	.500	0	0	.000	3	4	.750	1	2	3	3.0	1	0	0	1	0	1	5	5.0
JACKSON STATE	11/20/10	6	0	3	.000	0	0	.000	0	0	.000	1	1	2	2.5	0	0	0	2	0	0	0	2.5
CHATTANOOGA	11/22/10	18	4	7	.571	3	5	.600	0	0	.000	1	2	3	2.7	3	0	5	2	0	1	11	5.3
MARSHALL	11/27/10	11	1	2	.500	0	0	.000	0	0	.000	0	1	1	2.3	0	0	1	2	0	0	2	4.5
FIU	12/01/10	19	4	7	.571	0	1	.000	2	2	1.000	1	4	5	2.8	2	0	3	0	0	1	10	5.6
SOUTH ALABAMA	12/04/10	19	4	7	.571	0	1	.000	3	3	1.000	1	1	2	2.7	1	0	2	1	0	0	11	6.5
SAN FRANCISCO	12/08/10	24	4	7	.571	3	6	.500	0	0	.000	2	3	5	3.0	0	0	1	0	0	1	11	7.1
UNLV	12/11/10	32	6	9	.667	3	5	.600	2	4	.500	1	5	6	3.4	0	0	2	1	2	2	17	8.4
DREXEL	12/14/10	12	3	5	.600	1	1	1.000	0	0	.000	0	3	3	3.3	0	0	0	1	0	1	7	8.2
GARDNER-WEBB	12/18/10	* 22	0	4	.000	0	1	.000	2	2	1.000	3	2	5	3.5	0	0	1	2	0	0	2	7.6
at Western Ky.	12/22/10	* 30	8	12	.667	2	3	.667	0	0	.000	4	2	6	3.7	1	0	1	1	0	1	18	8.5
MORGAN STATE	12/27/10	* 28	4	4	1.000	0	0	.000	2	4	.500	1	3	4	3.8	4	0	6	3	0	1	10	8.7
KENTUCKY	12/31/10	* 33	6	8	.750	1	1	1.000	2	5	.400	4	2	6	3.9	3	0	4	3	0	0	15	9.2
SETON HALL	01/05/11	* 29	4	5	.800	1	2	.500	0	2	.000	1	4	5	4.0	1	0	2	2	0	1	9	9.1
at USF	01/09/11	* 31	2	9	.222	0	1	.000	5	5	1.000	2	1	3	3.9	2	0	2	1	0	0	9	9.1
at Villanova	01/12/11	* 35	6	12	.500	3	6	.500	3	4	.750	0	4	4	3.9	2	0	2	2	0	1	18	9.7
MARQUETTE	1/15/11	* 30	3	7	.429	0	2	.000	1	2	.500	1	6	7	4.1	1	0	4	3	0	0	7	9.5
ST. JOHN'S	01/19/11	* 31	3	9	.333	2	3	.667	1	5	.200	3	3	6	4.2	1	0	5	3	1	1	9	9.5
at Providence	01/22/11	* 38	7	13	.538	2	5	.400	3	3	1.000	3	4	7	4.4	2	0	3	2	0	2	19	10.0
WEST VIRGINIA	01/26/11	* 33	6	10	.600	2	4	.500	1	2	.500	1	5	6	4.5	3	0	2	2	0	2	15	10.3
at Connecticut	01/29/11	* 31	2	6	.333	0	2	.000	0	2	.000	1	4	5	4.5	1	0	2	4	0	0	4	10.0
at Georgetown	01/31/11	* 31	2	8	.250	1	3	.333	2	2	1.000	3	4	7	4.6	2	0	4	1	0	3	7	9.8
DEPAUL	02/05/11	* 25	3	6	.500	2	4	.500	2	2	1.000	0	2	2	4.5	0	0	1	2	0	1	10	9.8

#### 5 Chris Smith Career Statistics

Year	GP	GS	Min	Avg	FG	FGA	Pct	3FG	3FGA	Pct	FT	FTA	Pct	OReb	DReb	Reb	Avg	PF	FO	Ast	TO	Blk	Stl	Pts	Avg
2010-11	23	14	578	25.1	83	162	.512	26	56	.464	34	53	.642	35	68	103	4.5	30	0	53	41	3	20	226	9.8
TOTAL	23	14	578	25.1	83	162	.512	26	56	.464	34	53	.642	35	68	103	4.5	30	0	53	41	3	20	226	9.8

# 10 Gorgui Dieng



**C 6-10 215 Fr. - HS Kebemer, Senegal (Huntington Prep)**

- Pronounced GOR-gee Jeng
- Took a hard fall early in the second half against West Virginia, hitting his head on the court and suffering a concussion and neck strain. He missed the Cardinals' last three games against Connecticut, Georgetown and DePaul.
- Has blocked a shot in 16 of his 19 games this season, with multiple swats in 10 games. He is second in the BIG EAST and ranks 22nd nationally in blocks (2.3). He has blocked at least four shots in five games, including rejecting five against Seton Hall and at USF in his first two BIG EAST games.
- Starter at center in nine games, averaging 6.2 points, 4.8 rebounds and 2.3 blocks in those nine starts while hitting 23-of-37 field goals (.622).
- Totaled nine points, six rebounds and five blocked shots against Seton Hall in the Cardinals' BIG EAST opener. He followed that with 10 points and five blocks at USF.
- Turned his ankle in warm-ups prior and again later in the Kentucky game, which limited his effectiveness but did not keep him out of further action.
- Produced eight points, a season-high 11 rebounds and seven blocked shots against Gardner-Webb in his first career start. The seven blocks in this game and vs. FIU are tied for the seventh most blocks in a game in U of L history. It was the most for a U of L player since Kendall Dartez blocked nine against Holy Cross on Dec. 7, 2003.
- Totalled 15 points, five rebounds and seven blocked shots against FIU -- the most blocks for a U of L player in seven years.
- Totaled eight points, four rebounds and two blocks vs. Marshall.
- Totaled 14 points, 11 rebounds and two blocked shots in UofL's exhibition victory over Northern Kentucky, just six days after he was cleared by the NCAA to compete.
- Averaged 15.4 points, 12.6 rebounds and 7.2 blocked shots as a senior last season at Huntington Prep.
- Ranked 44th nationally in the 2010 class by Rivals.com and 46th in the nation by Scout.com
- Has a 7-4 wingspan and speaks five languages (Spanish, French, Italian, English and his native Wolof).
- Born Jan. 18, 1990 ... Major is undecided.

## 10 Gorgui Dieng Season / Career Highs

Points ..... 15 vs. FIU (12/1)  
 Reb. .... 11 vs. Gardner-Webb (12/18)  
 Asst. .... 2 (4 times) *latest:* vs. Providence (1/22)  
 Blocks .... 7 vs. FIU (12/1)  
                     vs. Gardner-Webb (12/18)  
 Steals .... 2 vs. Western Ky. (12/22)  
                     vs. Villanova (1/12)  
 FGM ..... 6 vs. FIU (12/1)  
 FGA ..... 7 vs. FIU (12/1)  
 3FGM ..... none  
 3FGA ..... 1 vs. Butler (11/16)  
 FT ..... 6 vs. USF (1/9)  
 FTA ..... 6 vs. USF (1/9)

### 10 Gorgui Dieng Game-by-Game

Opponent	Date	GS	Min	FG	FGA	Pct	3-Point			FT	FTA	Pct	Rebounds			PF	FO	A	TO	Blk	Stl	Pts	Avg
							FG	FGA	Pct				Off	Def	Tot								
BUTLER	11/16/10	7	1	2	.500	0	1	.000	0	0	.000	0	3	3	3.0	1	0	0	1	1	0	2	2.0
JACKSON STATE	11/20/10	7	0	1	.000	0	0	.000	1	2	.500	4	0	4	3.5	0	0	0	2	1	0	1	1.5
CHATTANOOGA	11/22/10	15	2	21	1.000	0	0	.000	1	11	1.000	2	2	4	3.7	3	0	1	1	1	1	5	2.7
MARSHALL	11/27/10	14	4	5	.800	0	0	.000	0	0	.000	4	0	4	3.8	1	0	0	2	2	0	8	4.0
FIU	12/01/10	18	6	7	.857	0	0	.000	3	5	.600	4	1	5	4.0	5	1	2	0	7	0	15	6.2
SOUTH ALABAMA	12/04/10	13	2	5	.400	0	0	.000	2	4	.500	1	2	3	3.8	5	1	0	1	1	0	6	6.2
SAN FRANCISCO	12/08/10	15	1	2	.500	0	0	.000	2	5	.400	4	2	6	4.1	1	0	0	0	0	1	4	5.9
DREXEL	12/14/10	15	2	21	1.000	0	0	.000	1	11	1.000	0	3	3	4.0	3	0	0	0	4	0	5	5.8
GARDNER-WEBB	12/18/10	* 24	3	5	.600	0	0	.000	2	21	1.000	3	8	11	4.8	0	0	0	0	7	0	8	6.0
at Western Ky.	12/22/10	* 18	4	4	1.000	0	0	.000	0	1	.000	1	3	4	4.7	1	0	2	1	2	2	8	6.2
MORGAN STATE	12/27/10	* 14	1	3	.333	0	0	.000	0	0	.000	3	3	6	4.8	2	0	1	5	1	0	2	5.8
KENTUCKY	12/31/10	* 12	2	4	.500	0	0	.000	0	0	.000	0	4	4	4.8	1	0	0	1	0	0	4	5.7
SETON HALL	01/05/11	19	4	6	.667	0	0	.000	1	3	.333	4	2	6	4.8	0	0	1	1	5	0	9	5.9
at USF	01/09/11	* 24	2	3	.667	0	0	.000	6	6	1.000	1	2	3	4.7	4	0	1	1	5	1	10	6.2
at Villanova	01/12/11	* 16	3	5	.600	0	0	.000	1	11	1.000	2	3	5	4.7	3	0	1	0	2	2	7	6.3
MARQUETTE	01/15/11	* 12	4	5	.800	0	0	.000	0	1	.000	0	2	2	4.6	5	1	1	0	1	0	8	6.4
ST. JOHN'S	01/19/11	* 25	3	5	.600	0	0	.000	1	2	.500	1	4	5	4.6	3	0	2	1	2	0	7	6.4
at Providence	01/22/11	23	3	5	.600	0	0	.000	2	3	.667	1	5	6	4.7	4	0	2	5	2	1	8	6.5
WEST VIRGINIA	01/26/11	* 14	1	3	.333	0	0	.000	0	0	.000	1	2	3	4.6	1	0	1	1	0	0	2	6.3

### 10 Gorgui Dieng Career Statistics

Year	GP	GS	Min	Avg	FG	FGA	Pct	3FG	3FGA	Pct	FT	FTA	Pct	OReb	DReb	Reb	Avg	PF	FO	Ast	TO	Blk	Stl	Pts	Avg
2010-11	19	10	305	16.1	48	74	.649	0	1	.000	23	37	.622	36	51	87	4.6	43	3	15	23	44	8	119	6.3
TOTAL	19	10	305	16.1	48	74	.649	0	1	.000	23	37	.622	36	51	87	4.6	43	3	15	23	44	8	119	6.3





# 14 Kyle Kuric



**G/F 6-4 195 Jr. - 2L Evansville, Ind. (Memorial HS)**

- Starter in seven games this season at forward. He is fifth in the BIG EAST in three-point percentage (.440, 37-of-84).
- Has made seven of his last 11 three-point attempts (.636). Kuric is 8-for-14 (.571) from the three-point line over the past three games.
- Had the fourth-most productive game of his career off the bench against DePaul with 19 points and four rebounds, hitting 6-of-9 shots.
- Has 11 career double-figure scoring efforts, including eight this season.
- Scored 15 points in the Cards' victory at No. 5 Connecticut, connecting on 6-of-8 field goals (3-of-5 three-pointers).
- Produced his third career 20+ scoring game with 20 points against St. John's, connecting on 5-of-7 three-point goals.
- Totaled 10 points, four rebounds and scored the winning basket with four seconds remaining against Marquette to cap an 18-point comeback over the final 5:44.
- Scored five points at Providence and did not make a field goal for only the second time in his last 12 games.
- Scored a career-high 25 points against Morgan State, burying 7-of-10 three-pointers and 9-of-13 shots for the game. He made his first five threes of the game. The career-best seven threes were the most by a U of L player since Taquan Dean also hit 7-of-10 against Delaware State on March 17, 2006.
- Had 10 points, five rebounds and a career-high matching three assists at Western Kentucky in his sixth career start.
- Off the bench against UNLV, he had 17 points, five rebounds, two steals, and made 5-of-8 three-point goals.
- Suffered a concussion in the first half against FIU, which kept him out for the Cards' next two games against South Alabama and San Francisco.
- Totalled 13 points, four rebounds and a career-high three assists and four steals against Chattanooga off the bench, burying 3-of-6 three-pointers.
- Was crowned U of L's Homecoming King on Oct. 9 at halftime of the Cardinals' homecoming football game against Memphis.
- Huge game as a sophomore in the regular season finale against then No. 1 Syracuse, scoring a career-high 22 points, all in the second half. He added three rebounds, two assists, a steal, and four dunks while connecting on 9-of-11 field goals

(4-of-6 three-pointers).

- Serves as the student representative on the U of L Athletic Association Board of Directors.
- He and his sister Katie -- a senior goalkeeper for the U of L women's soccer team -- visited Egypt over the summer.
- Born Aug. 25, 1989 ... Major in business management with a minor in entrepreneurship.

## 14 Kyle Kuric Season Highs

Points .... 25 vs. Morgan State (12/27)  
 Reb. .... 5 vs. UNLV (12/11)  
                     vs. Western Ky. (12/22)  
 Asst. .... 3 (3 times) *latest*: vs. Providence (1/22)  
 Blocks .... 2 vs. USF (1/9)  
 Steals .... 4 vs. Chattanooga (11/22)  
 FGM ..... 9 vs. Morgan State (12/27)  
 FGA ..... 13 vs. Morgan State (12/27)  
 3FGM ..... 7 vs. Morgan State (12/27)  
 3FGA ..... 10 vs. Morgan State (12/27)  
 FT ..... 5 vs. Providence (1/22)  
 FTA ..... 6 vs. Providence (1/22)

## 14 Kyle Kuric Career Highs

Points .... 25 vs. Morgan State (12/27/10)  
 Reb. .... 9 vs. Radford (12/27/09)  
 Asst. .... 3 vs. Chattanooga (11/22/10)  
                     vs. Western Ky. (12/22/10)  
 Blocks .... 2 vs. Ohio Univ. (12/7/08)  
                     vs. USF (1/9/11)  
 Steals .... 4 vs. Chattanooga (11/22/10)  
 FGM ..... 9 vs. Syracuse (3/6/10)  
                     vs. Morgan State (12/27/10)  
 FGA ..... 14 vs. Morgan State (12/27/10)  
 3FGM ..... 7 vs. Morgan State (12/27/10)  
 3FGA ..... 10 vs. Morgan State (12/27/10)  
 FT ..... 5 vs. La. Lafayette (12/23/09)  
                     vs. Providence (1/22/11)  
 FTA ..... 6 vs. La. Lafayette (12/23/09)  
                     vs. Providence (1/22/11)

### 14 Kyle Kuric Game-by-Game

Opponent	Date	GS	Min	FGFGA	3-Point				Rebounds				PF	FO	A	TO	Blk	Stl	Pts	Avg
					Pct	FG	FGA	Pct	FT	FTA	Pct	Off								
BUTLER	11/16/10	*	23	0 0	.000	0 0	.000	2 2	1.000	1 2	3 3	0 4	0 2	1 0	0 0	2 2	2.0			
JACKSON STATE	11/20/10		16	1 3	.333	0 2	.000	0 0	.000	1 1	2 2	5 0	0 0	1 0	0 0	2 2	2.0			
CHATTANOOGA	11/22/10		19	5 9	.556	3 6	.500	0 0	.000	0 4	4 4	3 0	1 0	3 1	0 4	13 5.7				
MARSHALL	11/27/10		12	0 3	.000	0 3	.000	0 0	.000	0 2	2 2	2.8 2	0 0	1 0	1 0	4.3				
FIU	12/01/10		5	0 0	.000	0 0	.000	0 0	.000	0 0	0 2	2 0	0 0	0 0	0 0	3.4				
UNLV	12/11/10		31	5 11	.455	5 8	.625	2 2	1.000	2 3	5 2	7 3	0 0	0 0	2 17	5.7				
DREXEL	12/14/10		25	1 5	.200	0 2	.000	0 0	.000	1 2	3 2	7 2	0 2	0 0	0 2	5.1				
GARDNER-WEBB	12/18/10	*	22	3 8	.375	2 6	.333	0 0	.000	1 0	1 2	5 1	0 1	1 1	1 0	8 5.5				
at Western Ky.	12/22/10	*	31	4 7	.571	2 5	.400	0 0	.000	1 4	5 2	8 2	0 3	0 0	1 10	6.0				
MORGAN STATE	12/27/10	*	37	9 13	.692	7 10	.700	0 0	.000	3 0	3 2	8 0	0 1	1 0	1 25	7.9				
KENTUCKY	12/31/10	*	37	3 7	.429	1 4	.250	0 0	.000	1 2	3 2	8 4	0 2	2 0	2 7	7.8				
SETON HALL	01/05/11	*	14	3 4	.750	1 2	.500	0 0	.000	1 1	2 2	8 3	0 0	1 0	0 7	7.8				
at USF	01/09/11		12	1 5	.200	0 3	.000	0 0	.000	1 0	1 2	6 1	0 1	1 2	0 2	7.3				
at Villanova	01/12/11		12	2 5	.400	1 3	.333	0 0	.000	0 1	1 2	5 0	0 1	1 0	0 5	7.1				
MARQUETTE	01/15/11		27	4 7	.571	2 5	.400	0 0	.000	0 4	4 2	6 1	0 1	1 1	0 10	7.3				
ST. JOHN'S	01/19/11		33	7 9	.778	5 7	.714	1 1	1.000	0 2	2 2	6 1	0 1	1 0	1 20	8.1				
at Providence	01/22/11		13	0 4	.000	0 4	.000	5 6	.833	1 2	3 2	6 3	0 3	1 0	1 5	7.9				
WEST VIRGINIA	01/26/11		17	0 1	.000	0 0	.000	0 0	.000	1 1	2 2	6 0	0 1	0 0	0 0	7.5				
at Connecticut	01/29/11		29	6 8	.750	3 5	.600	0 0	.000	0 3	3 2	6 4	0 1	0 0	0 15	7.9				
at Georgetown	01/31/11	*	37	3 7	.429	2 4	.500	1 3	.333	1 3	4 2	7 2	0 2	2 1	0 9	8.0				
DEPAUL	02/05/11		32	6 9	.667	3 5	.600	4 5	.800	1 3	4 2	7 0	0 0	0 0	1 19	8.5				

### 14 Kyle Kuric Career Statistics

Year	GP	GS	Min	Avg	FG	FGA	Pct	3FG	3FGA	Pct	FT	FTA	Pct	OReb	DReb	Reb	Avg	PF	FO	Ast	TO	Blk	Stl	Pts	Avg
2008-09	17	1	93	5.5	10	19	.526	5	11	.455	2	2	1.000	9	7	16	0.9	6	0	5	6	3	2	27	1.6
2009-10	30	2	418	13.9	43	94	.457	18	50	.360	15	24	.625	31	44	75	2.5	39	0	12	12	1	18	119	4.0
2010-11	21	7	484	23.0	63	125	.504	37	84	.440	15	19	.789	17	40	57	2.7	34	0	25	16	5	14	178	8.5
TOTAL	68	10	995	14.6	116	238	.487	60	145	.414	32	45	.711	57	91	148	2.2	79	0	42	34	9	34	324	4.8

# 15 Tim Henderson



**G 6-2 180 Fr. - HS Louisville, Ky. (Christian Academy)**

- Local walk-on guard who has seen action in 15 games.
- Scored four points and had an assist against South Alabama.
- Made the most of his 10 minutes of action against Chattanooga, scoring four points while adding a rebound and an assist.
- One of three Kentuckians on the Cardinal roster.
- Averaged 16.2 points and 8.0 rebounds as a senior at Christian Academy.
- Collected six double-doubles as an all-region selection his senior year, among them a 15-rebound effort against Louisville Collegiate on Jan. 5, a game in which he also went 4-for-6 from behind the arc. His high school scoring high was 29 points.
- His father Jeff was a swimmer at U of L (1976-79), his mother played tennis at U of L and his sister played basketball at Asbury College.
- Born Sept. 15, 1991 ... Major is sport administration.

# 15 Tim Henderson

## Season / Career Highs

- Points .... 4 vs. Chattanooga (11/22)  
vs. South Alabama (12/4)
- Reb. .... 3 vs. St. John's (1/19)
- Asst. .... 2 vs. Morgan State (12/27)
- Blocks .... none
- Steals .... 2 vs. Morgan State (12/27)
- FGM ..... 2 vs. South Alabama (12/4)
- FGA ..... 7 vs. South Alabama (12/4)
- 3FGM ..... 1 vs. Chattanooga (11/22)  
vs. Morgan State (12/27)
- 3FGA ..... 2 vs. Chattanooga (11/22)
- FT ..... 1 vs. Chattanooga (11/22)
- FTA ..... 2 vs. Chattanooga (11/22)

### 15 Tim Henderson Game-by-Game

Opponent	Date	GS	Min	FG	FGA	3-Point			Rebounds					PF	FO	A	TO	Blk	Stl	Pts	Avg		
						Pct	FG	FGA	Pct	FT	FTA	Pct	Off									Def	Tot
BUTLER	11/16/10	0	0	0	.000	0	0	.000	0	0	.000	0	0	0	0	0	0	0	0	0	0.0		
JACKSON STATE	11/20/10	1	0	0	.000	0	0	.000	0	0	.000	0	0	0	0	0	0	0	0	0	0.0		
CHATTANOOGA	11/22/10	10	1	2	.500	1	2	.500	1	2	.500	0	1	1	0.3	2	0	1	1	0	4	1.3	
FIU	12/01/10	5	0	1	.000	0	1	.000	0	0	.000	0	1	1	0.5	0	0	1	0	0	0	1.0	
SOUTH ALABAMA	12/04/10	10	2	7	.286	0	1	.000	0	0	.000	0	2	2	0.8	1	0	1	0	0	1	4	1.6
SAN FRANCISCO	12/08/10	2	0	0	.000	0	0	.000	0	0	.000	0	1	1	0.8	1	0	0	0	0	0	0	1.3
UNLV	12/11/10	0	0	0	.000	0	0	.000	0	0	.000	0	0	0	0.7	0	0	0	0	0	0	0	1.1
GARDNER-WEBB	12/18/10	5	1	11	.000	0	0	.000	0	0	.000	0	1	1	0.8	1	0	1	0	0	1	2	1.3
at Western Ky.	12/22/10	6	0	0	.000	0	0	.000	0	0	.000	0	0	0	0.7	1	0	0	1	0	0	0	1.1
MORGAN STATE	12/27/10	8	1	11	.000	1	11	.000	0	0	.000	0	1	1	0.7	0	0	2	0	0	2	3	1.3
KENTUCKY	12/31/10	0	0	0	.000	0	0	.000	0	0	.000	0	0	0	0.6	1	0	0	0	0	0	0	1.2
MARQUETTE	01/15/11	2	0	0	.000	0	0	.000	0	0	.000	0	0	0	0.6	1	0	0	1	0	0	0	1.1
ST. JOHN'S	01/19/11	5	0	4	.000	0	1	.000	0	0	.000	2	1	3	0.8	1	0	0	0	0	0	0	1.0
at Providence	01/22/11	0	1	11	.000	0	0	.000	0	0	.000	1	0	1	0.8	0	0	0	0	0	0	2	1.1
DEPAUL	02/05/11	3	0	1	.000	0	1	.000	0	0	.000	0	0	0	0.7	0	0	0	0	0	0	0	1.0

### 15 Tim Henderson Career Statistics

Year	GP	GS	Min	Avg	FG	FGA	Pct	3FG	3FGA	Pct	FT	FTA	Pct	OReb	DReb	Reb	Avg	PF	FO	Ast	TO	Blk	Stl	Pts	Avg
2010-11	15	0	57	3.8	6	18	.333	2	7	.286	1	2	.500	3	8	11	0.7	9	0	6	3	0	4	15	1.0
TOTAL	15	0	57	3.8	6	18	.333	2	7	.286	1	2	.500	3	8	11	0.7	9	0	6	3	0	4	15	1.0

# 21 Jared Swopshire



**F 6-8 205 Jr. - 2L St. Louis, Mo. (IMG Academy)**

- The Cardinals' lone returning starter from last season, he has been sidelined with a groin injury since the summer. He had surgery in Philadelphia on Jan. 20 to repair the injury. Dr. Willam C. Meyers of Core Performance Physicians performed the surgery. He is expected to return to athletic activities within eight weeks from the surgery.
- Skilled forward for the Cardinals who made significant strides as a sophomore, starting 20 games last season.
- Grabbed at least seven rebounds in 16 games. He scored in double digits on 12 occasions.
- Ranked sixth in the BIG EAST in free throw percentage (.840).
- Produced his first career double-double with 10 points, 11 rebounds and two assists against Arkansas in a return to his home city of St. Louis.
- Born Oct. 17, 1989 ... Major is sport administration.

# 21 Jared Swopshire Career Highs

- Points .... 15 vs. St. John's (1/9/10)
- Reb. .... 11 vs. Arkansas (11/17/09)  
vs. Providence (1/6/10)
- Asst. .... 5 vs. Rutgers (2/6/10)  
vs. DePaul (2/20/10)
- Blocks .... 3 vs. Notre Dame (2/17/10)
- Steals .... 3 vs. W. Carolina (12/12/09)  
vs. USF (12/30/09)
- FGM ..... 5 vs. St. John's (1/9/10)  
vs. Rutgers (2/6/10)
- FGA ..... 13 vs. Kentucky (1/2/10)
- 3FGM ..... 2 (6 times) *latest*: vs. Connecticut (2/28/10)
- 3FGA ..... 5 vs. Connecticut (2/28/10)
- FT ..... 7 vs. Villanova (1/11/10)
- FTA ..... 7 vs. Villanova (1/11/10)

### 21 Jared Swopshire Game-by-Game


Opponent	Date	GS	Min	FG	FGA	3-Point			Rebounds					PF	FO	A	TO	Blk	Stl	Pts	Avg
						Pct	FG	FGA	Pct	FT	FTA	Pct	Off								
None																					

### 21 Jared Swopshire Career Statistics

Year	GP	GS	Min	Avg	FG	FGA	Pct	3FG	3FGA	Pct	FT	FTA	Pct	OReb	DReb	Reb	Avg	PF	FO	Ast	TO	Blk	Stl	Pts	Avg
2008-09	37	1	201	5.4	18	50	.360	5	19	.263	10	17	.588	14	28	42	1.1	20	0	7	18	3	6	51	1.4
2009-10	33	20	824	25.0	78	205	.380	22	68	.324	68	81	.840	62	138	200	6.1	63	1	43	42	13	22	246	7.5
2010-11	0	0	0	0.0	0	0	.000	0	0	.000	0	0	.000	0	0	0	0.0	0	0	0	0	0	0	0	0.0
TOTAL	70	21	1025	14.6	96	255	.376	27	87	.310	78	98	.796	76	166	242	3.5	83	1	50	60	16	28	297	4.2



## 22 Elisha Justice



**G 5-10 180 Fr. - HS Pikeville, Ky. (Shelby Valley HS)**

- Solid performance as the Cards' backup point guard. He had initially joined U of L as a walk-on before a scholarship became available over the summer.
- Had a string of 83 minutes of turnover free floor time broken with one against Marquette, his first turnover since Dec. 1 vs. FIU. He committed more than one turnover in a college game only once. He has 26 assists with nine turnovers for the season.
- Missed the Cardinals' games against Western Kentucky and Morgan State with a concussion, which he had suffered in the Gardner-Webb game. He returned to play briefly against Kentucky, but a bone bruise in his right leg kept him on the sidelines against Seton Hall. He returned to action with seven minutes at Villanova.
- Played 12 minutes against Marquette -- his most since Dec. 11 -- and contributed two assists during the Cards' 18-point comeback in the closing 5:44.
- Scored a season high 12 points and grabbed six rebounds against Butler in his first game as a Cardinal.
- He has handed out 16 assists this season with only five turnovers.
- Honored as Kentucky's Mr. Basketball as a senior, he averaged 20.1 points, 5.9 assists, 3.9 rebounds and 3.9 steals for as a senior last season as Shelby Valley posted a 32-4 record and won the 2010 Kentucky state championship.
- Produced school record career totals of 2,086 points, 633 assists and a Kentucky state record 540 steals.
- His brother Jonah is a junior offensive guard for the Univ. of Virginia at Wise football team.
- Nicknamed "The Bullet" by U of L Coach Rick Pitino.
- Born Dec. 17, 1990 ... Major is undecided.

## 22 Elisha Justice

### Season / Career Highs

- Points .... 12 vs. Butler (11/16); vs. FIU (12/1)
- Reb. .... 6 vs. Butler (11/16)
- Asst. .... 6 vs. Chattanooga (11/22)
- Blocks .... none
- Steals .... 2 vs. West Virginia (1/26)
- FGM ..... 4 vs. FIU (12/1)
- FGA ..... 7 vs. Marshall (11/27)
- 3FGM ..... 3 vs. FIU (12/1)
- 3FGA ..... 4 vs. FIU (12/1)
- vs. Providence (1/22)
- FT ..... 9 vs. Butler (11/16)
- FTA ..... 14 vs. Butler (11/16)

### 22 Elisha Justice Game-by-Game

Opponent	Date	GS	Min	FG	FGA	Pct	3-Point			FT	FTA	Pct	Rebounds			PF	FO	A	TO	Blk	Stl	Pts	Avg
							FG	FGA	Pct				Off	Def	Tot								
BUTLER	11/16/10	21	1	3	.333	1	2	.500	9	14	.643	0	6	6	6.0	4	0	2	1	0	0	12	12.0
JACKSON STATE	11/20/10	11	1	2	.500	0	1	.000	2	2	1.000	0	0	0	3.0	0	0	1	1	0	0	4	8.0
CHATTANOOGA	11/22/10	20	1	6	.167	0	3	.000	0	0	.000	1	0	1	2.3	3	0	6	1	0	1	2	6.0
MARSHALL	11/27/10	26	3	7	.429	1	3	.333	3	4	.750	0	4	4	2.8	3	0	3	1	0	0	10	7.0
FIU	12/01/10	16	4	5	.800	3	4	.750	1	4	.250	1	1	2	2.6	2	0	0	1	0	0	12	8.0
SOUTH ALABAMA	12/04/10	15	0	2	.000	0	1	.000	1	2	.500	0	1	1	2.3	1	0	4	0	0	1	1	6.8
SAN FRANCISCO	12/08/10	12	0	2	.000	0	2	.000	0	1	.000	0	1	1	2.1	0	0	0	0	0	1	0	5.9
UNLV	12/11/10	13	1	4	.250	0	2	.000	2	2	1.000	0	1	1	2.0	3	0	0	0	0	1	4	5.6
DREXEL	12/14/10	10	0	1	.000	0	0	.000	0	0	.000	0	0	0	1.8	2	0	1	0	0	0	0	5.0
GARDNER-WEBB	12/18/10	11	1	1	1.000	0	0	.000	0	0	.000	0	2	2	1.8	1	0	2	0	0	0	2	4.7
KENTUCKY	12/31/10	3	0	0	.000	0	0	.000	0	0	.000	0	1	1	1.7	0	0	0	0	0	0	0	4.3
at Villanova	01/12/11	7	0	1	.000	0	0	.000	0	0	.000	0	0	0	1.6	1	0	1	0	0	0	0	3.9
MARQUETTE	01/15/11	12	0	3	.000	0	2	.000	0	0	.000	0	2	2	1.6	1	0	2	1	0	0	0	3.6
ST. JOHN'S	01/19/11	14	1	2	.500	0	1	.000	0	0	.000	0	0	0	1.5	3	0	2	2	0	1	2	3.5
at Providence	01/22/11	17	2	4	.500	2	4	.500	0	0	.000	0	1	1	1.5	1	0	0	1	0	0	6	3.7
WEST VIRGINIA	01/26/11	5	1	2	.500	0	0	.000	0	0	.000	0	0	0	1.4	0	0	1	0	0	2	2	3.6
at Connecticut	01/29/11	2	0	0	.000	0	0	.000	0	0	.000	0	0	0	1.3	0	0	1	0	0	0	0	3.4
DEPAUL	02/05/11	3	1	2	.500	0	0	.000	0	0	.000	0	0	0	1.2	1	0	0	0	0	0	2	3.3

### 22 Elisha Justice Career Statistics

Year	GP	GS	Min	Avg	FG	FGA	Pct	3FG	3FGA	Pct	FT	FTA	Pct	OReb	DReb	Reb	Avg	PF	FO	Ast	TO	Blk	Stl	Pts	Avg
2010-11	18	0	218	12.1	17	47	.362	7	25	.280	18	29	.621	2	20	22	1.2	26	0	26	9	0	7	59	3.3
TOTAL	18	0	218	12.1	17	47	.362	7	25	.280	18	29	.621	2	20	22	1.2	26	0	26	9	0	7	59	3.3

## 23 Terrence Jennings



**F 6-9 220 Jr. - 2L Sacramento, Ca. (Notre Dame Prep)**

- Ranks sixth in the BIG EAST and 59th nationally in blocked shots, averaging 1.9 per game. He has blocked a shot in 23 of the Cards' last 29 regular season games. He has 40 career multi-block games and 19 with at least three stuffs. He is the only player in the last 11 seasons to block three or more shots in four straight games.
- Has averaged 10.7 points and 7.3 rebounds in his last six games, grabbing seven or more rebounds in five of the six games.
- Is the fifth player in school history to block 40 or more shots in three different seasons and the third to do so in three straight (only Pervis Ellison and Rodney McCray have also done that).
- Scored a career-high 18 points at Georgetown and grabbed seven rebounds in 24 minutes of action.
- Produced his first career double-double with a career-high 10 rebounds, 16 points and four blocked shots at No. 5 Connecticut.
- Grabbed nine rebounds -- matching the second highest of his career -- in 26 minutes against West Virginia and scored five points. He sprained his right knee late in the game, but it did not keep him out of any subsequent games.
- Sat out the St. John's game while nursing a hip injury suffered in practice the day before. He reinjured the hip against Providence.
- Grabbed eight rebounds against Marquette, his most since grabbing nine against San Francisco on Dec. 8. Four of them came while the Cardinals were erasing a late 18-point deficit.
- Scored 15 points against Morgan State with a pair of thunderous dunks. He leads the team with 30 dunks.
- Only player in the last 15 seasons to block three or more shots in four straight games, accomplished this season. He swatted a career-high six shots against Marshall -- all in the first half -- and has 34 in 17 games this season. Jennings has 38 career multi-block games and has 18 with at least three stuffs.
- Totaled 14 points and nine rebounds against San Francisco.
- Scored 14 points vs. Jackson St. with six rebounds and three blocks.
- Starter at forward in 10 of the last 14 games as a sophomore, seven of them Cardinal victories. Thirty-four of his team-high 40 blocked shots came in the last 21

games. He was 12th in the BIG EAST in blocks.

■ Ranked fifth in the BIG EAST in blocked shots (1.5) as a freshman. In league game only statistics, he was third (2.2) despite averaging just 15 minutes a game in conference play.

■ His cousin C.J. Wallace played for the Seattle Seahawks.

■ Born Nov 2, 1988 ... Major is communication.

### 23 Terrence Jennings Season Highs

Points .... 18 vs. Georgetown (1/31)  
 Reb. .... 10 vs. Connecticut (1/29)  
 Asst. .... 3 vs. South Alabama (12/4)  
 Blocks .... 6 vs. Marshall (11/27)  
 Steals .... 2 vs. Chattanooga (11/22)  
                     vs. Providence (1/22)  
 FGM ..... 8 vs. Georgetown (1/31)  
 FGA ..... 12 vs. Georgetown (1/31)  
 3FGM ..... none  
 3FGA ..... none  
 FT ..... 6 vs. Connecticut (1/29)  
 FTA ..... 10 vs. Connecticut (1/29)

### 23 Terrence Jennings Career Highs

Points .... 18 vs. Georgetown (1/31/11)  
 Reb. .... 10 vs. Connecticut (1/29/11)  
 Asst. .... 3 vs. South Alabama (12/4/10)  
 Blocks .... 6 vs. Marshall (11/27/10)  
 Steals .... 3 vs. Connecticut (2/1/10)  
                     vs. Syracuse (3/6/10)  
 FGM ..... 8 vs. Georgetown (1/31/11)  
 FGA ..... 12 vs. Georgetown (1/31/11)  
 3FGM ..... none  
 3FGA ..... none  
 FT ..... 6 vs. Connecticut (1/29/11)  
 FTA ..... 10 vs. Connecticut (1/29/11)


### 23 Terrence Jennings Game-by-Game

Opponent	Date	GS	Min	FG	FGA	Pct	3-Point			Rebounds			PF	FO	A	TO	Blk	Stl	Pts	Avg				
							FG	FGA	Pct	FT	FTA	Pct									Off	Def	Tot	Avg
BUTLER	11/16/10	*	33	6	11	.545	0	0	.000	1	2	.500	1	7	8	8.0	4	0	2	2	4	0	13	13.0
JACKSON STATE	11/20/10	*	32	6	8	.750	0	0	.000	2	4	.500	3	3	6	7.0	1	0	0	0	3	1	14	13.5
CHATTANOOGA	11/22/10	*	20	4	8	.500	0	0	.000	5	5	1.000	3	3	6	7.0	0	0	0	2	3	2	13	13.3
MARSHALL	11/27/10	*	20	2	4	.500	0	0	.000	4	6	.667	4	1	5	6.3	5	1	0	1	6	1	8	12.0
FIU	12/01/10	*	16	1	4	.250	0	0	.000	4	6	.667	0	2	2	5.4	3	0	2	2	2	0	6	10.8
SOUTH ALABAMA	12/04/10	*	24	5	9	.556	0	0	.000	0	1	.000	3	5	8	5.8	1	0	3	1	3	0	10	10.7
SAN FRANCISCO	12/08/10	*	19	5	8	.625	0	0	.000	4	5	.800	5	4	9	6.3	4	0	1	0	0	0	14	11.1
UNLV	12/11/10	*	29	2	4	.500	0	0	.000	2	3	.667	4	3	7	6.4	3	0	2	2	0	1	6	10.5
DREXEL	12/14/10	*	20	1	4	.250	0	0	.000	0	2	.000	1	1	2	5.9	4	0	0	0	3	1	2	9.6
GARDNER-WEBB	12/18/10		15	2	6	.333	0	0	.000	2	2	1.000	0	4	4	5.7	3	0	1	1	2	0	6	9.2
at Western Ky.	12/22/10		17	3	4	.750	0	0	.000	2	6	.333	2	3	5	5.6	4	0	1	2	1	0	8	9.1
MORGAN STATE	12/27/10		17	6	11	.545	0	0	.000	3	4	.750	1	1	2	5.3	2	0	0	1	0	1	15	9.6
KENTUCKY	12/31/10		28	4	6	.667	0	0	.000	1	3	.333	2	2	4	5.2	1	0	1	1	2	1	9	9.5
SETON HALL	01/05/11		11	1	4	.250	0	0	.000	0	0	.000	1	0	1	4.9	2	0	1	2	2	1	2	9.0
at USF	01/09/11		13	5	8	.625	0	0	.000	2	2	1.000	2	0	2	4.7	3	0	1	0	1	1	12	9.2
at Villanova	01/12/11		22	1	4	.250	0	0	.000	0	0	.000	1	2	3	4.6	2	0	2	2	1	0	2	8.8
MARQUETTE	01/15/11		20	1	3	.333	0	0	.000	5	6	.833	4	4	8	4.8	4	0	1	2	1	0	7	8.6
at Providence	01/22/11		17	3	6	.500	0	0	.000	2	3	.667	1	1	2	4.7	2	0	1	2	1	2	8	8.6
WEST VIRGINIA	01/26/11		26	2	7	.286	0	0	.000	1	2	.500	4	5	9	4.9	3	0	0	0	0	1	5	8.4
at Connecticut	01/29/11	*	39	5	11	.455	0	0	.000	6	10	.600	5	5	10	5.2	3	0	1	1	4	1	16	8.8
at Georgetown	01/31/11	*	24	8	12	.667	0	0	.000	2	2	1.000	4	3	7	5.2	2	0	0	1	0	0	18	9.2
DEPAUL	02/05/11	*	37	5	8	.625	0	0	.000	0	3	.000	3	5	8	5.4	2	0	2	2	4	0	10	9.3

### 23 Terrence Jennings Career Statistics

Year	GP	GS	Min	Avg	FG	FGA	Pct	3FG	3FGA	Pct	FT	FTA	Pct	OReb	DReb	Reb	Avg	PF	FO	Ast	TO	Blk	Stl	Pts	Avg
2008-09	33	0	394	11.9	57	96	.594	0	0	.000	25	49	.510	53	42	95	2.9	43	0	8	20	53	16	139	4.2
2009-10	32	10	422	13.2	71	115	.617	0	0	.000	22	40	.550	52	56	108	3.4	57	0	12	23	40	18	164	5.1
2010-11	22	12	499	22.7	78	150	.520	0	0	.000	48	77	.623	54	64	118	5.4	58	1	22	27	43	14	204	9.3
TOTAL	87	22	1315	15.1	206	361	.571	0	0	.000	95	166	.572	159	162	321	3.7	158	1	42	70	136	48	507	5.8

## 24 Russ Smith



**G 6-0 160 Fr. - HS Briarwood, N.Y. (South Kent School)**

- Has seven steals in his last 35 minutes of floor time and at least one theft in seven of his past eight games, despite not playing more than nine minutes in any of those contests

- His three-pointer, steal, two rebounds and defense helped provide a spark in the Cardinals' comeback victory over West Virginia.

- Scored a season-high nine points and added two assists and two steals at Western Kentucky.

- Scored seven points and handed out three assists against Gardner-Webb in nine minutes of action.

- Suffered a fracture in his right foot on Sept. 25 and missed about eight weeks, playing in his first game on Dec. 1 against FIU.

- Sat out the Cards' game against South Alabama with a sore knee, but was back on the court for a brief appearance against San Francisco when he buried his first three-point goal of the year.

- Made his first appearance of the season against Florida International after recovering from a broken right foot, producing four points, two steals, a rebound and an assist in eight minutes of action.

- Played a year of prep school basketball at South Kent (Conn.) School last season, averaging 19.7 points and 3.9 assists in helping South Kent (Conn.) School to a 20-12 record.

- Averaged 29.6 points, 7.3 rebounds and 3.2 assists for Coach Jack Curran as a senior in 2008-09 at Archbishop Molloy High School in Queens, N.Y. as the Stanners posted a 15-9 record.

- Led the New York City Catholic league (CHSAA) in scoring two years, averaging 24.5 points per game as a junior.

- Top scoring effort in high school was 47 points as a senior against both St. Francis Prep and Christ the King, the latter coming in an 87-85 loss in the CHSAA Brooklyn/Queens Diocesan semifinals.

- Born April 19, 1991 ... Major is undecided.

## 24 Russ Smith

### Season / Career Highs

Points ..... 9 vs. Western Ky. (12/22)

Reb. .... 2 vs. West Virginia (1/26)  
vs. Georgetown (1/31)

Asst. .... 3 vs. Gardner-Webb (12/18)  
vs. Morgan State (12/27)

Blocks .... none

Steals .... 2 vs. FIU (12/1)  
vs. Western Ky. (12/22)

FGM ..... 3 vs. Gardner-Webb (12/18)  
vs. Western Ky. (12/22)

FGA ..... 7 vs. West Virginia (1/26)

3FGM ..... 2 vs. Western Ky. (12/22)

3FGA ..... 4 vs. West Virginia (1/26)

FT ..... 2 vs. FIU (12/1)

FTA ..... 3 vs. Western Ky. (12/22)

### 24 Russ Smith Game-by-Game


Opponent	Date	GS	Min	FG			3-Point			Rebounds											Avg		
				FGA	Pct	FTA	Pct	3FGA	Pct	FT	FTA	Pct	Off	Def	Tot	Avg	PF	FO	A	TO		Blk	Stl
FIU	12/01/10	8	1	4	.250	0	0	.000	2	2	1.000	0	1	1	1.0	0	0	1	1	0	2	4	4.0
SAN FRANCISCO	12/08/10	6	1	3	.333	1	2	.500	0	0	.000	0	0	0	0.5	1	0	1	0	0	0	3	3.5
GARDNER-WEBB	12/18/10	9	3	3	1.000	1	11	1.000	0	0	.000	0	0	0	0.3	3	0	3	2	0	1	7	4.7
at Western Ky.	12/22/10	11	3	5	.600	2	3	.667	1	3	.333	0	0	0	0.3	3	0	2	4	0	2	9	5.8
MORGAN STATE	12/27/10	13	2	5	.400	1	11	1.000	0	0	.000	0	1	1	0.4	0	0	3	0	0	1	5	5.6
KENTUCKY	12/31/10	5	0	1	.000	0	0	.000	0	0	.000	0	0	0	0.3	1	0	0	0	0	0	0	4.7
SETON HALL	01/05/11	4	0	3	.000	0	2	.000	0	0	.000	0	0	0	0.3	0	0	0	0	0	0	0	4.0
at USF	01/09/11	8	1	2	.500	1	2	.500	0	0	.000	0	0	0	0.3	2	0	2	0	0	1	3	3.9
MARQUETTE	01/15/11	2	0	1	.000	0	1	.000	0	0	.000	0	0	0	0.2	0	0	0	0	0	1	0	3.4
ST. JOHN'S	01/19/11	1	1	1	1.000	0	0	.000	0	0	.000	0	0	0	0.2	0	0	0	0	0	1	2	3.3
at Providence	01/22/11	1	0	0	.000	0	0	.000	0	0	.000	0	0	0	0.2	0	0	0	0	0	0	0	3.0
WEST VIRGINIA	01/26/11	9	1	7	.143	1	4	.250	0	0	.000	0	2	2	0.3	1	0	0	1	0	1	3	3.0
at Connecticut	01/29/11	6	0	1	.000	0	1	.000	0	0	.000	0	0	0	0.3	2	0	1	1	0	1	0	2.8
at Georgetown	01/31/11	8	0	3	.000	0	0	.000	0	0	.000	1	1	2	0.4	2	0	1	1	1	1	0	2.6
DEPAUL	02/05/11	2	1	1	1.000	0	0	.000	0	0	.000	0	1	1	0.5	2	0	0	3	0	1	2	2.5

### 24 Russ Smith Career Statistics

Year	GP	GS	Min	Avg	FG	FGA	Pct	3FG	3FGA	Pct	FT	FTA	Pct	OReb	DReb	Reb	Avg	PF	FO	Ast	TO	Blk	Stl	Pts	Avg
2010-11	15	0	93	6.2	14	40	.350	7	17	.412	3	5	.600	1	6	7	0.5	17	0	14	13	1	13	38	2.5
TOTAL	15	0	93	6.2	14	40	.350	7	17	.412	3	5	.600	1	6	7	0.5	17	0	14	13	1	13	38	2.5



### 33 Mike Marra



**G 6-4 200 So. - 1L Smithfield, R.I. (Northfield Mt. Hermon)**

■ Missed two games (WKU, Morgan St.) and eight days of practice with a sprained right ankle he suffered in practice on Dec. 21. He returned to practice on Dec. 30. In his fourth game back, he reinjured the ankle at Villanova, played just five minutes and missed the two recent games (Marquette, St. John's) before returning against Providence.

■ Double-figure scorer in nine games and has handed out at least four assists in seven games.

■ Grabbed a career-high eight rebounds against DePaul and added six points on a pair of three-pointers.

■ Buried a pair of three-pointers at No. 5 Connecticut, including one with 22 seconds remaining in the first overtime period when the Cardinals were trailing by four points.

■ Had 14 points and four assists against Seton Hall off the bench in the Cards' BIG EAST opener, hitting 3-of-5 three-pointers. He followed that performance with 11 points and four assists at USF.

■ Missed two games (WKU, Morgan St.) and eight days of practice with a sprained right ankle he suffered in practice on Dec. 21. He returned to practice on Dec. 30. In his fourth game back, he reinjured the ankle at Villanova, played just five minutes and missed the two recent games (Marquette, St. John's) before returning against Providence.

■ His long-range shooting prowess and passing ability earned him a starting role for the first nine games of this season.

■ After going five straight games without an assist to end the 2009-10 season, Marra has 46 assists and 26 turnovers this year.

■ His 31 three-pointers this year in 19 games are 11 more than he made all last season and he has nearly doubled his freshman year scoring total.

■ Scored 12 points against Marshall, adding five rebounds and five assists.

■ In his first career start, he made the first basket (a three-pointer) and grabbed the first rebound in KFC Yum! Center history against Butler when he totalled 11 points, five rebounds and five assists.

■ Saw action in 27 games as a freshman for the Cardinals when 82 of his 94 field goal attempts were from three-point range.

■ Scored a career-high 12 points at then No. 2 Syracuse, making 4-of-12 three-pointers, and adding four rebounds.

■ Born May 22, 1990 ... Major is sport administration with a minor in business management.

### 33 Mike Marra Season Highs

- Points ..... 23 vs. South Alabama (12/4)
- Reb. .... 8 vs. DePaul (2/5)
- Asst. .... 5 (3 times) *latest:* vs. Marshall (11/27)
- Blocks .... 2 vs. Gardner-Webb (12/18)
- Steals .... 3 vs. Chattanooga (11/22)  
vs. Gardner-Webb (12/18)
- FGM ..... 8 vs. South Alabama (12/4)
- FGA ..... 18 vs. South Alabama (12/4)
- 3FGM ..... 5 vs. South Alabama (12/4)
- 3FGA ..... 14 vs. South Alabama (12/4)
- FT ..... 5 vs. Seton Hall (1/5)
- FTA ..... 5 vs. Seton Hall (1/5)

### 33 Mike Marra Career Highs

- Points ..... 23 vs. South Alabama (12/4/10)
- Reb. .... 8 vs. DePaul (2/5/11)
- Asst. .... 5 (4 times) *latest:* vs. Providence (1/22/11)
- Blocks .... 2 vs. Gardner-Webb (12/18/10)
- Steals .... 3 vs. Chattanooga (11/22/10)  
vs. Gardner-Webb (12/18/10)
- FGM ..... 8 vs. South Alabama (12/4/10)
- FGA ..... 18 vs. South Alabama (12/4/10)
- 3FGM ..... 5 vs. South Alabama (12/4/10)
- 3FGA ..... 14 vs. South Alabama (12/4/10)
- FT ..... 5 vs. Seton Hall (1/5/11)
- FTA ..... 5 vs. Seton Hall (1/5/11)


#### 33 Mike Marra Game-by-Game

Opponent	Date	GS	Min	3-Point				Rebounds				PF	FO	A	TO	Blk	Stl	Pts	Avg					
				FG	FGA	Pct	FT	FTA	Pct	Off	Def									Tot	Avg			
BUTLER	11/16/10	*	33	4	10	.400	2	8	.250	1	2	.500	1	4	5	5.0	3	0	5	1	1	2	11	11.0
JACKSON STATE	11/20/10	*	33	4	11	.364	3	10	.300	0	0	.000	0	1	1	3.0	0	0	4	1	0	1	11	11.0
CHATTANOOGA	11/22/10	*	19	4	9	.444	3	7	.429	0	0	.000	0	2	2	2.7	1	0	5	1	0	3	11	11.0
MARSHALL	11/27/10	*	32	3	7	.429	2	5	.400	4	4	1.000	0	5	5	3.3	2	0	5	1	1	1	12	11.3
FIU	12/01/10	*	20	4	10	.400	2	8	.250	0	0	.000	2	2	4	3.4	3	0	1	4	0	1	10	11.0
SOUTH ALABAMA	12/04/10	*	33	8	18	.444	5	14	.357	2	2	1.000	0	3	3	3.3	4	0	3	1	0	1	23	13.0
SAN FRANCISCO	12/08/10	*	22	1	10	.100	1	9	.111	0	0	.000	1	1	2	3.1	1	0	1	1	0	0	3	11.6
UNLV	12/11/10	*	16	0	9	.000	0	5	.000	0	0	.000	2	2	4	3.3	1	0	0	1	0	0	0	10.1
DREXEL	12/14/10	*	17	0	2	.000	0	2	.000	2	4	.500	0	0	0	2.9	0	0	1	1	0	0	2	9.2
GARDNER-WEBB	12/18/10		22	4	8	.500	2	6	.333	0	0	.000	0	2	2	2.8	0	0	2	4	2	3	10	9.3
KENTUCKY	12/31/10		11	0	3	.000	0	2	.000	0	0	.000	0	1	1	2.6	1	0	0	0	1	0	0	8.5
SETON HALL	01/05/11		25	3	5	.600	3	5	.600	5	5	1.000	0	2	2	2.6	1	0	4	1	0	1	14	8.9
at USF	01/09/11		24	4	9	.444	3	7	.429	0	0	.000	0	0	0	2.4	1	0	4	1	0	1	11	9.1
at Villanova	01/12/11		5	0	2	.000	0	2	.000	0	0	.000	0	0	0	2.2	0	0	0	0	0	0	0	8.4
at Providence	01/22/11		21	1	7	.143	0	5	.000	0	0	.000	0	2	2	2.2	0	0	5	1	0	1	2	8.0
WEST VIRGINIA	01/26/11		8	0	2	.000	0	2	.000	0	0	.000	0	0	0	2.1	1	0	0	1	0	0	0	7.5
at Connecticut	01/29/11		28	2	5	.400	2	3	.667	0	0	.000	0	3	3	2.1	1	0	2	2	0	0	6	7.4
at Georgetown	01/31/11		18	2	5	.400	1	4	.250	0	0	.000	0	2	2	2.1	1	0	2	1	0	1	5	7.3
DEPAUL	02/05/11	*	33	2	10	.200	2	8	.250	0	0	.000	3	5	8	2.4	2	0	2	3	1	2	6	7.2

#### 33 Mike Marra Career Statistics

Year	GP	GS	Min	Avg	FG	FGA	Pct	3FG	3FGA	Pct	FT	FTA	Pct	OReb	DReb	Reb	Avg	PF	FO	Ast	TO	Blk	Stl	Pts	Avg
2009-10	27	0	268	9.9	27	94	.287	20	82	.244	11	15	.733	8	21	29	1.1	25	0	16	11	6	10	85	3.1
2010-11	19	10	420	22.1	46	142	.324	31	112	.277	14	17	.824	9	37	46	2.4	23	0	46	26	6	18	137	7.2
TOTAL	46	10	688	15.0	73	236	.309	51	194	.263	25	32	.781	17	58	75	1.6	48	0	62	37	12	28	222	4.8

# 44 Stephan Van Treese



**F 6-9 220 So. - 1L Indianapolis, Ind. (Lawrence North HS)**

- His game has fit well with the Cards' up-tempo style this season, already surpassing his totals in every category from his entire freshman season. He has started eight of the last nine games.
- Has averaged 5.3 points and 5.2 rebounds in BIG EAST games, scoring in double figures in three league games.
- His 71.4 percent field goal accuracy (25-of-35) in league games was leading the BIG EAST before he recently dropped below the per-game minimum.
- Has at least one steal in 11 games this season (17 total).
- Scored 10 points and had three rebounds and a steal against Marquette.
- Grabbed a career-high 14 rebounds and 12 points against USF in his second career start, marking his first career double-double.
- Pulled down 10 rebounds against Seton Hall and scored four points in the game, his first double-digit rebounding effort.
- Totalled eight points, three steals and added four rebounds against Marshall with a pair of dunks.
- Grabbed six rebounds against Chattanooga in 16 minutes.
- Saw action in 16 games as a freshman.
- Played a solid six minutes in the first half against UConn when Samardo Samuels and Terrence Jennings were both in foul trouble, producing two points and a steal.
- Averaged 12.3 points, 8.3 rebounds, 2.1 assists and 2.0 blocked shots as a senior in helping Indianapolis North earn a 25-3 record and the regional finals, where it lost to Franklin Central. An AP All-State selection as a senior and a three-year starter at Lawrence North.
- Born Sept. 26, 1990 ... Major is sport administration.

## 44 Stephan Van Treese Season Highs

- Points ..... 12 vs. USF (1/9)
- Reb. .... 14 vs. USF (1/9)
- Asst. .... 2 vs. DePaul (2/5)
- Blocks .... 1 (3 times) *latest*: vs. USF (1/9)
- Steals .... 3 vs. Marshall (11/27)  
vs. Villanova (1/12)
- FGM ..... 6 vs. USF (1/9)
- FGA ..... 10 vs. USF (1/9)
- 3FGM ..... none
- 3FGA ..... none
- FT ..... 2 vs. Villanova (1/12)
- FTA ..... 4 vs. South Alabama (12/4)

## 44 Stephan Van Treese Career Highs

- Points ..... 12 vs. USF (1/9/11)
- Reb. .... 14 vs. USF (1/9/11)
- Asst. .... 2 vs. DePaul (2/5/11)
- Blocks .... 1 (5 times) *latest*: vs. USF (1/9/11)
- Steals .... 3 vs. Marshall (11/27/10)  
vs. Villanova (1/12/11)
- FGM ..... 6 vs. USF (1/9/11)
- FGA ..... 10 vs. USF (1/9/11)
- 3FGM ..... none
- 3FGA ..... none
- FT ..... 2 vs. Villanova (1/12/11)
- FTA ..... 4 vs. South Alabama (12/4/10)

### 44 Stephan Van Treese Game-by-Game

Opponent	Date	GS	Min	FG	FGA	3-Point			Rebounds											Avg			
						Pct	FT	FTA	Pct	Off	Def	Tot	Avg	PF	FO	A	TO	Blk	Stl		Pts		
BUTLER	11/16/10	9	2	21.000	0	0	.000	1	3	.333	2	0	2	2	0	0	0	0	1	0	1	5	5.0
JACKSON STATE	11/20/10	13	1	11.000	0	0	.000	0	1	.000	0	3	3	2.5	2	0	1	2	0	2	2	3.5	
CHATTANOOGA	11/22/10	16	1	3 .333	0	0	.000	1	11.000	5	1	6	3.7	1	0	1	0	0	1	3	3.3		
MARSHALL	11/27/10	21	4	6 .667	0	0	.000	0	1 .000	2	2	4	3.8	1	0	0	1	0	3	8	4.5		
FIU	12/01/10	* 16	1	11.000	0	0	.000	0	2 .000	3	3	6	4.2	1	0	1	1	1	2	2	4.0		
SOUTH ALABAMA	12/04/10	8	0	0 .000	0	0	.000	0	4 .000	0	0	0	3.5	2	0	0	1	0	1	0	3.3		
SAN FRANCISCO	12/08/10	7	0	0 .000	0	0	.000	0	0 .000	0	2	2	3.3	1	0	0	0	1	0	0	2.9		
UNLV	12/11/10	2	0	0 .000	0	0	.000	0	0 .000	0	0	0	2.9	0	0	0	0	0	0	0	2.5		
DREXEL	12/14/10	12	0	1 .000	0	0	.000	1	3 .333	2	2	4	3.0	3	0	0	1	0	0	1	2.3		
GARDNER-WEBB	12/18/10	12	1	11.000	0	0	.000	1	2 .500	2	4	6	3.3	1	0	0	0	0	0	3	2.4		
at Western Ky.	12/22/10	7	1	11.000	0	0	.000	0	0 .000	2	0	2	3.2	2	0	1	0	0	0	2	2.4		
MORGAN STATE	12/27/10	9	1	2 .500	0	0	.000	0	0 .000	1	2	3	3.2	2	0	0	0	0	1	2	2.3		
KENTUCKY	12/31/10	1	0	0 .000	0	0	.000	0	0 .000	0	0	0	2.9	0	0	0	0	0	0	0	2.2		
SETON HALL	01/05/11	27	2	3 .667	0	0	.000	0	0 .000	5	5	10	3.4	2	0	0	0	0	0	4	2.3		
at USF	01/09/11	* 33	6	10 .600	0	0	.000	0	1 .000	9	5	14	4.1	2	0	0	1	1	0	12	2.9		
at Villanova	01/12/11	* 27	0	3 .000	0	0	.000	2	21.000	3	0	3	4.1	3	0	0	3	0	3	2	2.9		
MARQUETTE	01/15/11	* 18	5	6 .833	0	0	.000	0	0 .000	0	3	3	4.0	4	0	0	0	0	1	10	3.3		
ST. JOHN'S	01/19/11	* 19	2	21.000	0	0	.000	1	2 .500	1	2	3	3.9	2	0	0	1	0	0	5	3.4		
at Providence	01/22/11	* 27	5	51.000	0	0	.000	0	0 .000	2	4	6	4.1	3	0	0	2	0	0	10	3.7		
WEST VIRGINIA	01/26/11	* 23	1	2 .500	0	0	.000	0	0 .000	2	2	4	4.1	3	0	0	3	0	1	2	3.7		
at Connecticut	01/29/11	* 16	1	11.000	0	0	.000	0	0 .000	0	3	3	4.0	1	0	0	0	0	1	2	3.6		
at Georgetown	01/31/11	3	0	0 .000	0	0	.000	0	0 .000	0	0	0	3.8	4	0	0	0	0	0	0	3.4		
DEPAUL	02/05/11	* 28	3	31.000	0	0	.000	0	0 .000	4	2	6	3.9	1	0	2	0	0	0	6	3.5		

### 44 Stephan Van Treese Career Statistics

Year	GP	GS	Min	Avg	FG	FGA	Pct	3FG	3FGA	Pct	FT	FTA	Pct	OReb	DReb	Reb	Avg	PF	FO	Ast	TO	Blk	Stl	Pts	Avg
2009-10	16	0	44	2.8	4	6	.667	0	0	.000	0	1	.000	3	6	9	0.6	8	0	3	5	2	1	8	0.5
2010-11	23	9	354	15.4	37	53	.698	0	0	.000	7	22	.318	45	45	90	3.9	41	0	6	17	3	17	81	3.5
TOTAL	39	9	398	10.2	41	59	.695	0	0	.000	7	23	.304	48	51	99	2.5	49	0	9	22	5	18	89	2.3



**University of Louisville**  
**LOUISVILLE Combined Team Statistics (as of Feb 05, 2011)**  
**All games**



<b>RECORD:</b>	<b>OVERALL</b>	<b>HOME</b>	<b>AWAY</b>	<b>NEUTRAL</b>
ALL GAMES	18-5	15-2	3-3	0-0
CONFERENCE	7-3	5-0	2-3	0-0
NON-CONFERENCE	11-2	10-2	1-0	0-0

#	Player	gp-gs	min	avg	Total		3-Point		F-Throw		Rebounds				pf	dq	a	to	blk	stl	pts	avg	
					fg-fga	fg%	3fg-fga	3fg%	ft-fa	ft%	off	def	tot	avg									
02	KNOWLES, Preston	22-21	624	28.4	111-280	.396	66-169	.391	40-47	.851	14	68	82	3.7	57	3	55	41	6	39	328	14.9	
03	SIVA, Peyton	23-23	610	26.5	77-162	.475	19-66	.288	72-104	.692	7	59	66	2.9	57	2	119	71	4	51	245	10.7	
05	SMITH, Chris	23-14	578	25.1	83-162	.512	26-56	.464	34-53	.642	35	68	103	4.5	30	0	53	41	3	20	226	9.8	
23	JENNINGS, Terrence	22-12	499	22.7	78-150	.520	0-0	.000	48-77	.623	54	64	118	5.4	58	1	22	27	43	14	204	9.3	
14	KURIC, Kyle	21-7	484	23.0	63-125	.504	37-84	.440	15-19	.789	17	40	57	2.7	34	0	25	16	5	14	178	8.5	
04	BUCKLES, Rakeem	11-8	234	21.3	32-66	.485	10-21	.476	16-28	.571	29	53	82	7.5	28	0	21	24	3	11	90	8.2	
33	MARRA, Mike	19-10	420	22.1	46-142	.324	31-112	.277	14-17	.824	9	37	46	2.4	23	0	46	26	6	18	137	7.2	
10	DIENG, Gorgui	19-10	305	16.1	48-74	.649	0-1	.000	23-37	.622	36	51	87	4.6	43	3	15	23	44	8	119	6.3	
44	VAN TREESE, Stepha	23-9	354	15.4	37-53	.698	0-0	.000	7-22	.318	45	45	90	3.9	41	0	6	17	3	17	81	3.5	
22	JUSTICE, Elisha	18-0	218	12.1	17-47	.362	7-25	.280	18-29	.621	2	20	22	1.2	26	0	26	9	0	7	59	3.3	
00	GOODE, George	20-1	169	8.5	27-54	.500	2-6	.333	5-7	.714	13	17	30	1.5	22	0	3	8	8	6	61	3.1	
24	SMITH, Russ	15-0	93	6.2	14-40	.350	7-17	.412	3-5	.600	1	6	7	0.5	17	0	14	13	1	13	38	2.5	
15	HENDERSON, Tim	15-0	57	3.8	6-18	.333	2-7	.286	1-2	.500	3	8	11	0.7	9	0	6	3	0	4	15	1.0	
Team													22	21	43							5	
Total.....		23	4645		639-1373	.465	207-564	.367	296-447	.662	287	557	844	36.7	445	9	411	324	126	222	1781	77.4	
Opponents.....		23	4645		504-1273	.396	134-434	.309	346-503	.688	290	518	808	35.1	413	-	264	392	52	156	1488	64.7	

<b>TEAM STATISTICS</b>	<b>LOU</b>	<b>OPP</b>	<b>Date</b>	<b>Opponent</b>	<b>Score</b>	<b>Att.</b>
SCORING	1781	1488	11/16/10	BUTLER	w 88-73	22723
Points per game	77.4	64.7	11/20/10	JACKSON STATE	w 62-45	22289
Scoring margin	+12.7	-	11/22/10	CHATTANOOGA	w 106-65	21191
FIELD GOALS-ATT	639-1373	504-1273	11/27/10	MARSHALL	w 80-66	21262
Field goal pct	.465	.396	12/01/10	FIU	w 92-55	20866
3 POINT FG-ATT	207-564	134-434	12/04/10	SOUTH ALABAMA	w 97-70	21048
3-point FG pct	.367	.309	12/08/10	SAN FRANCISCO	w 61-35	21049
3-pt FG made per game	9.0	5.8	12/11/10	UNLV	w 77-69	22489
FREE THROWS-ATT	296-447	346-503	12/14/10	DREXEL	L 46-52	20912
Free throw pct	.662	.688	12/18/10	GARDNER-WEBB	w 78-49	20434
F-Throws made per game	12.9	15.0	12/22/10	at Western Kentucky	w 114-82	7326
REBOUNDS	844	808	12/27/10	MORGAN STATE	w 104-74	21688
Rebounds per game	36.7	35.1	12/31/10	KENTUCKY	L 63-78	22803
Rebounding margin	+1.6	-	* 01/05/11	SETON HALL	w 73-54	21912
ASSISTS	411	264	* 01/09/11	at USF	w 86-77	4375
Assists per game	17.9	11.5	* 01/12/11	at Villanova	L 74-88	13199
TURNOVERS	324	392	* 1/15/11	MARQUETTE	w 71-70	21485
Turnovers per game	14.1	17.0	* 01/19/11	ST. JOHN'S	w 88-63	21638
Turnover margin	+3.0	-	* 1/22/11	at Providence College	L 67-72	12051
Assist/turnover ratio	1.3	0.7	* 01/26/11	WEST VIRGINIA	w 55-54	21957
STEALS	222	156	* 01/29/11	at Connecticut	Wo2 79-78	10167
Steals per game	9.7	6.8	* 01/31/11	at Georgetown	L 59-62	12164
BLOCKS	126	52	* 02/05/11	DEPAUL	w 61-57	21704
Blocks per game	5.5	2.3				
ATTENDANCE	367450	59282				
Home games-Avg/Game	17-21615	6-9880				
Neutral site-Avg/Game	-	0-0				

\* - Conference game

<b>Score by Periods</b>	<b>1st</b>	<b>2nd</b>	<b>OT</b>	<b>OT2</b>	<b>Totals</b>
LOUISVILLE	851	910	10	10	1781
Opponents	704	765	10	9	1488



# 2010-11 Louisville Men's Basketball Results

**RECORD:** 18-5 Overall (BIG EAST 7-3, Home 15-2, Away 3-3, Neutral 0-0)

Date	Opponent	UL	Result	Margin	W-L	High Scorer	High Rebounder	High Assists	Attendance
O 31	NORTHERN KENTUCKY ~	W	83-66	+17	exh.	18 Buckles	11 Buckles	5 Siva	18,869
N 11	KENTUCKY WESLEYAN ~	W	96-54	+42	exh.	22 Marra	8 VanTreese, Smith, Buckles	6 Justice	19,227
N 16	BUTLER	W	88-73	+15	1-0	17 Buckles	11 Buckles	5 Marra	22,723
N 20	JACKSON STATE +	W	62-45	+17	2-0	14 Jennings	8 Buckles	6 Siva	22,289
N 22	CHATTANOOGA +	W	106-65	+41	3-0	14 Knowles	6 Jennings, Van Treese	6 Justice	21,191
N 27	MARSHALL +	W	80-66	+14	4-0	12 Buckles/Marra/Siva	7 Buckles	5 Marra	21,262
D 1	FLORIDA INTERNATIONAL +	W	92-55	+37	5-0	18 Knowles	8 Buckles	3 by four players	20,866
D 4	SOUTH ALABAMA	W	97-70	+27	6-0	23 Marra	14 Buckles	4 Siva, Justice	21,048
D 8	SAN FRANCISCO	W	61-35	+26	7-0	14 Siva, Jennings	10 Buckles	5 Siva	21,049
D 11	UNLV ^	W	77-69	+8	8-0	20 Knowles	7 Jennings	7 Siva	22,489
D 14	DREXEL	L	46-52	-6	8-1	13 Siva, Knowles	6 Buckles	2 Siva, Kuric	20,912
D 18	GARDNER-WEBB	W	78-49	+29	9-1	24 Knowles	11 Dieng	7 Siva	20,434
D 22	at Western Kentucky	W	114-82	+32	10-1	27 Siva	6 Buckles, C.Smith	8 Siva	7,326
D 27	MORGAN STATE	W	104-74	+30	11-1	31 Knowles	6 Dieng, Buckles	7 Siva	21,688
D 31	KENTUCKY	L	63-78	-15	11-2	22 Knowles	6 C. Smith	4 Siva, C.Smith	22,803
J 5	SETON HALL	W	73-54	+19	12-2	14 Siva, Marra	10 Van Treese	5 Knowles	21,912
J 9	at USF	W	86-77	+9	13-2	12 Knowles, Jennings, Van Treese	14 Van Treese	6 Siva	4,375
J 12	at Villanova	L	74-88	-14	13-3	24 Knowles	5 Dieng	7 Siva	13,199
J 15	MARQUETTE	W	71-70	+1	14-3	17 Knowles	8 Jennings	4 Siva, C. Smith	21,485
J 19	ST. JOHN'S	W	88-63	+25	15-3	25 Knowles	6 C. Smith	10 Siva	21,638
J 22	at Providence	L	67-72	-5	15-4	19 C. Smith	7 C. Smith	5 Marra	12,051
J 26	WEST VIRGINIA	W	55-54	+1	16-4	15 C. Smith	9 Jennings	5 Knowles	21,957
J 29	at Connecticut	W	79-78	+1	17-4	19 Siva	10 Jennings	7 Siva	10,167
J 31	at Georgetown	L	59-62	-3	17-5	18 Jennings	7 Jennings, C. Smith	4 C. Smith	12,164
F 5	DEPAUL	W	61-57	+4	18-5	19 Kuric	8 Jennings, Marra	10 Siva	22,704

## Remaining Games

Date	Opponent	Time EST	TV	Site
<b>February</b>				
F 9	at Notre Dame	7 p.m.	ESPNU	KFC YUM! CENTER
F 12	SYRACUSE	Noon	ESPN/ESPN2	KFC YUM! CENTER
F 16	at Cincinnati	7 p.m.	ESPN/ESPN2	KFC YUM! CENTER
F 18	CONNECTICUT	9 p.m.	ESPN	KFC YUM! CENTER
F 22	at Rutgers	9 p.m.	ESPNU	Piscataway, N.J.
F 27	PITTSBURGH	2 p.m.	CBS	KFC YUM! CENTER
<b>March</b>				
M 2	PROVIDENCE	7 p.m.	BEN/WHAS	KFC YUM! CENTER
M 5	at West Virginia	Noon	ESPN/ESPN2	Morgantown, W. Va.

~ exhibition game

+ Global Sports Shootout (Louisville, Ky.)

^ Billy Minardi Classic (Louisville, Ky.)

## 2010-11 Louisville Men's Basketball Game-by-Game Team Statistics

Teams	FG-FGA	Pct	3Pt-Att	Pct	FT-FTA	Pct	O	D	Reb	PF-D	Asst	TO	Blk	Stl	1H	2H	OT	TOT	
Butler	21-60	.350	6-25	.240	25-36	.694	11	28	39	32-1	10	17	1	10	23	50		73	
LOUISVILLE	27-59	.458	6-23	.261	28-43	.651	10	34	44	28-1	18	14	7	11	41	47		88	
Jackson State	17-54	.315	6-24	.250	5-9	.556	12	19	31	18-1	11	17	4	6	16	29		45	
LOUISVILLE	22-51	.431	6-22	.273	12-18	.667	13	25	38	11-1	15	19	5	10	30	32		62	
Chattanooga	22-55	.400	7-25	.280	14-21	.667	12	25	37	17-0	9	25	1	6	37	28		65	
LOUISVILLE	37-75	.493	15-37	.405	17-19	.895	14	26	40	21-0	29	12	6	19	51	55		106	
Marshall	24-62	.387	5-20	.250	13-29	.448	25	18	43	17-0	8	19	1	5	34	32		66	
LOUISVILLE	30-64	.469	6-21	.286	14-20	.700	19	23	42	26-2	13	15	11	11	33	47		80	
Florida International	15-53	.283	2-13	.154	21-33	.697	16	20	36	20-0	6	22	2	11	15	40		55	
LOUISVILLE	32-64	.500	10-26	.385	18-28	.643	16	28	44	23-1	20	17	10	12	48	44		92	
South Alabama	20-57	.351	5-16	.313	25-29	.862	10	26	36	23-0	14	16	3	3	30	40		70	
LOUISVILLE	36-70	.514	6-22	.273	19-30	.633	14	30	44	22-1	20	8	5	9	48	49		97	
San Francisco	14-45	.311	2-14	.143	5-11	.455	8	28	36	21-0	5	16	2	2	24	11		35	
LOUISVILLE	22-61	.361	10-36	.278	7-16	.438	17	27	44	15-0	17	5	1	7	25	36		61	
UNLV	21-45	.467	8-17	.471	19-26	.731	6	28	34	24-0	11	18	3	7	38	31		69	
LOUISVILLE	24-58	.414	10-28	.357	19-27	.704	13	22	35	23-2	13	11	2	8	33	44		77	
Drexel	17-44	.386	6-16	.375	12-25	.480	14	32	46	26-1	11	22	3	4	25	27		52	
LOUISVILLE	15-47	.319	4-16	.250	12-25	.480	7	19	26	20-0	8	12	7	11	23	23		46	
Gardner-Webb	18-57	.316	7-17	.412	6-12	.500	7	19	26	12-0	7	13	2	7	25	24		49	
LOUISVILLE	30-59	.508	11-28	.393	7-8	.875	10	35	45	15-0	22	18	14	7	39	39		78	
Western Kentucky	28-63	.444	6-20	.300	20-30	.667	14	16	30	19-0	15	17	1	9	36	46		82	
LOUISVILLE	42-65	.646	16-30	.533	14-22	.636	13	25	38	24-0	25	17	3	9	57	57		114	
Morgan State	26-56	.464	8-17	.471	14-21	.667	13	15	28	14-0	13	26	3	9	28	46		74	
LOUISVILLE	37-63	.587	17-23	.739	13-17	.765	13	22	35	18-0	25	21	4	14	58	46		104	
Kentucky	29-57	.509	6-16	.375	14-16	.875	13	23	36	15-0	14	13	7	6	35	43		78	
LOUISVILLE	25-54	.463	8-20	.400	5-11	.455	9	16	25	18-0	14	13	3	9	24	39		63	
Seton Hall	18-62	.290	6-26	.231	12-16	.750	17	18	35	11-0	11	14	2	6	21	33		54	
LOUISVILLE	29-61	.475	6-20	.300	9-14	.643	17	29	46	14-0	16	16	9	10	36	37		73	
USF	25-58	.431	7-18	.389	20-26	.769	19	19	38	23-2	22	14	1	3	48	29		77	
LOUISVILLE	27-62	.435	9-23	.391	23-26	.885	17	18	35	22-0	21	7	9	6	45	41		86	
Villanova	31-58	.534	8-13	.615	18-23	.783	14	27	41	12-0	20	18	1	11	42	46		88	
LOUISVILLE	28-62	.452	12-25	.480	6-7	.857	8	17	25	16-0	18	16	4	11	41	33		74	
Marquette	19-56	.339	4-17	.235	28-38	.737	9	27	36	18-0	10	13	2	7	36	34		70	
LOUISVILLE	26-57	.456	7-21	.333	12-21	.571	8	30	38	25-1	16	16	4	6	31	40		71	
St. John's	22-49	.449	2-7	.286	17-18	.944	10	21	31	16-0	8	25	2	5	31	32		63	
LOUISVILLE	33-62	.532	13-26	.500	9-16	.563	10	18	28	17-0	24	12	5	13	44	44		88	
Providence	24-52	.462	8-20	.400	16-24	.667	6	20	26	16-0	10	12	0	12	39	33		72	
LOUISVILLE	25-56	.446	4-23	.174	13-17	.765	12	22	34	23-1	17	18	3	9	43	24		67	
West Virginia	19-55	.345	5-26	.192	11-18	.611	17	22	39	14-0	10	15	4	4	37	17		54	
LOUISVILLE	21-56	.375	8-24	.333	5-10	.500	13	22	35	18-0	13	14	0	10	26	29		55	
Connecticut	29-77	.377	8-30	.267	12-19	.632	21	30	51	16-0	13	12	2	8	28	31	10	9	78
LOUISVILLE	30-62	.484	8-24	.333	11-20	.550	7	29	36	19-0	17	15	6	6	23	36	10	10	79
Georgetown	22-46	.478	4-13	.308	14-19	.737	7	21	28	12-0	11	16	5	9	22	40		62	
LOUISVILLE	20-57	.351	8-23	.348	11-14	.786	14	19	33	17-0	13	16	3	8	18	41		59	
DePaul	23-52	.442	8-24	.333	3-4	.750	9	16	25	17-0	15	12	0	6	34	23		57	
LOUISVILLE	21-48	.438	7-23	.304	12-18	.667	13	21	34	10-0	17	12	5	6	34	27		61	



**University of Louisville**  
**LOUISVILLE Points-Rebounds-Assists (as of Feb 05, 2011)**  
**All games**



Opponent	Date	Score		00	02	03	04	05	10	14
				GOODE,GEOR	KNOWLES,PR	SIVA,PEYTO	BUCKLES,RA	SMITH,CHRI	DIENG,GORG	KURIC,KYLE
BUTLER	11/16/10	88-73	w	DNP	12-1-2	9-2-3	17-11-2	5-3-0	2-3-0	2-3-2
JACKSON STATE	11/20/10	62-45	w	0-0-0	12-5-2	11-5-6	5-8-1	0-2-0	1-4-0	2-2-0
CHATTANOOGA	11/22/10	106-65	w	6-2-1	14-5-0	13-3-5	11-3-1	11-3-5	5-4-1	13-4-3
MARSHALL	11/27/10	80-66	w	2-0-0	6-2-1	12-3-2	12-7-1	2-1-1	8-4-0	0-2-0
FIU	12/01/10	92-55	w	2-1-0	18-6-3	4-2-3	9-8-3	10-5-3	15-5-2	0-0-0
SOUTH ALABAMA	12/04/10	97-70	w	8-3-0	7-5-1	15-2-4	12-14-2	11-2-2	6-3-0	DNP
SAN FRANCISCO	12/08/10	61-35	w	0-0-0	10-1-4	14-4-5	2-10-4	11-5-1	4-6-0	DNP
UNLV	12/11/10	77-69	w	4-3-0	20-2-2	9-2-7	0-3-0	17-6-2	DNP	17-5-0
DREXEL	12/14/10	46-52	L	0-0-0	13-1-1	13-3-2	1-6-1	7-3-0	5-3-0	2-3-2
GARDNER-WEBB	12/18/10	78-49	w	2-0-0	24-9-4	4-3-7	DNP	2-5-1	8-11-0	8-1-1
at Western Kentucky	12/22/10	114-82	w	0-1-0	15-4-3	29-1-8	15-6-4	18-6-1	8-4-2	10-5-3
MORGAN STATE	12/27/10	104-74	w	0-2-0	31-3-3	5-3-7	6-6-2	10-4-6	2-6-1	25-3-1
KENTUCKY	12/31/10	63-78	L	DNP	22-2-3	6-2-4	DNP	15-6-4	4-4-0	7-3-2
SETON HALL	01/05/11	73-54	w	6-3-0	8-9-5	14-7-3	DNP	9-5-2	9-6-1	7-2-0
at USF	01/09/11	86-77	w	6-0-1	12-6-3	9-4-6	DNP	9-3-2	10-3-1	2-1-1
at Villanova	01/12/11	74-88	L	2-0-0	24-4-4	14-1-7	DNP	18-4-2	7-5-1	5-1-1
MARQUETTE	1/15/11	71-70	w	7-6-0	17-4-3	5-2-4	DNP	7-7-4	8-2-1	10-4-1
ST. JOHN'S	01/19/11	88-63	w	8-2-1	25-4-3	10-2-10	DNP	9-6-5	7-5-2	20-2-1
at Providence College	1/22/11	67-72	L	DNP	2-1-0	5-2-3	DNP	19-7-3	8-6-2	5-3-3
WEST VIRGINIA	01/26/11	55-54	w	2-0-0	10-2-5	14-3-3	DNP	15-6-2	2-3-1	0-2-1
at Connecticut	01/29/11	79-78	w	2-3-0	15-4-2	19-4-7	DNP	4-5-2	DNP	15-3-1
at Georgetown	01/31/11	59-62	L	4-4-0	11-2-1	5-3-3	DNP	7-7-4	DNP	9-4-2
DEPAUL	02/05/11	61-57	w	0-0-0	DNP	6-3-10	DNP	10-2-1	DNP	19-4-0

Opponent	Date	Score		15	22	23	24	33	44
				HENDERSON,	JUSTICE,EL	JENNINGS,T	SMITH,RUSS	MARRA,MIKE	VAN TREESE
BUTLER	11/16/10	88-73	w	0-0-0	12-6-2	13-8-2	DNP	11-5-5	5-2-0
JACKSON STATE	11/20/10	62-45	w	0-0-0	4-0-1	14-6-0	DNP	11-1-4	2-3-1
CHATTANOOGA	11/22/10	106-65	w	4-1-1	2-1-6	13-6-0	DNP	11-2-5	3-6-1
MARSHALL	11/27/10	80-66	w	DNP	10-4-3	8-5-0	DNP	12-5-5	8-4-0
FIU	12/01/10	92-55	w	0-1-1	12-2-0	6-2-2	4-1-1	10-4-1	2-6-1
SOUTH ALABAMA	12/04/10	97-70	w	4-2-1	1-1-4	10-8-3	DNP	23-3-3	0-0-0
SAN FRANCISCO	12/08/10	61-35	w	0-1-0	0-1-0	14-9-1	3-0-1	3-2-1	0-2-0
UNLV	12/11/10	77-69	w	0-0-0	4-1-0	6-7-2	DNP	0-4-0	0-0-0
DREXEL	12/14/10	46-52	L	DNP	0-0-1	2-2-0	DNP	2-0-1	1-4-0
GARDNER-WEBB	12/18/10	78-49	w	2-1-1	2-2-2	6-4-1	7-0-3	10-2-2	3-6-0
at Western Kentucky	12/22/10	114-82	w	0-0-0	DNP	8-5-1	9-0-2	DNP	2-2-1
MORGAN STATE	12/27/10	104-74	w	3-1-2	DNP	15-2-0	5-1-3	DNP	2-3-0
KENTUCKY	12/31/10	63-78	L	0-0-0	0-1-0	9-4-1	0-0-0	0-1-0	0-0-0
SETON HALL	01/05/11	73-54	w	DNP	DNP	2-1-1	0-0-0	14-2-4	4-10-0
at USF	01/09/11	86-77	w	DNP	DNP	12-2-1	3-0-2	11-0-4	12-14-0
at Villanova	01/12/11	74-88	L	DNP	0-0-1	2-3-2	DNP	0-0-0	2-3-0
MARQUETTE	1/15/11	71-70	w	0-0-0	0-2-2	7-8-1	0-0-0	DNP	10-3-0
ST. JOHN'S	01/19/11	88-63	w	0-3-0	2-0-2	DNP	2-0-0	DNP	5-3-0
at Providence College	1/22/11	67-72	L	2-1-0	6-1-0	8-2-1	0-0-0	2-2-5	10-6-0
WEST VIRGINIA	01/26/11	55-54	w	DNP	2-0-1	5-9-0	3-2-0	0-0-0	2-4-0
at Connecticut	01/29/11	79-78	w	DNP	0-0-1	16-10-1	0-0-1	6-3-2	2-3-0
at Georgetown	01/31/11	59-62	L	DNP	DNP	18-7-0	0-2-1	5-2-2	0-0-0
DEPAUL	02/05/11	61-57	w	0-0-0	2-0-0	10-8-2	2-1-0	6-8-2	6-6-2





**University of Louisville**  
**LOUISVILLE Combined Team Statistics (as of Feb 05, 2011)**  
**Conference games**



<b>RECORD:</b>	<b>OVERALL</b>	<b>HOME</b>	<b>AWAY</b>	<b>NEUTRAL</b>
ALL GAMES	7-3	5-0	2-3	0-0
CONFERENCE	7-3	5-0	2-3	0-0
NON-CONFERENCE	0-0	0-0	0-0	0-0

#	Player	gp-gs	min	avg	Total		3-Point		F-Throw		Rebounds				pf	dq	a	to	blk	stl	pts	avg
					fg-fga	fg%	3fg-fga	3fg%	ft-fa	ft%	off	def	tot	avg								
02	KNOWLES, Preston	9-9	277	30.8	42-121	.347	26-75	.347	14-17	.824	7	29	36	4.0	23	1	26	19	4	15	124	13.8
05	SMITH, Chris	10-10	314	31.4	38-85	.447	13-32	.406	18-29	.621	15	37	52	5.2	15	0	27	22	1	11	107	10.7
03	SIVA, Peyton	10-10	304	30.4	32-71	.451	9-29	.310	28-44	.636	2	29	31	3.1	22	0	56	32	3	21	101	10.1
14	KURIC, Kyle	10-2	226	22.6	32-59	.542	17-38	.447	11-15	.733	6	20	26	2.6	15	0	11	8	4	3	92	9.2
23	JENNINGS, Terrence	9-3	209	23.2	31-63	.492	0-0	.000	18-28	.643	25	25	50	5.6	23	0	9	12	14	6	80	8.9
10	DIENG, Gorgui	7-6	133	19.0	20-32	.625	0-0	.000	11-16	.688	10	20	30	4.3	20	1	9	9	17	4	51	7.3
33	MARRA, Mike	8-1	162	20.3	14-45	.311	11-36	.306	5-5	1.000	3	14	17	2.1	7	0	19	10	1	6	44	5.5
44	VAN TREESE, Stepha	10-8	221	22.1	25-35	.714	0-0	.000	3-5	.600	26	26	52	5.2	25	0	2	10	1	6	53	5.3
00	GOODE, George	9-1	88	9.8	16-33	.485	2-3	.667	3-4	.750	8	10	18	2.0	13	0	2	5	2	3	37	4.1
22	JUSTICE, Elisha	7-0	60	8.6	5-14	.357	2-7	.286	0-0	.000	0	3	3	0.4	7	0	7	4	0	3	12	1.7
24	SMITH, Russ	9-0	41	4.6	4-19	.211	2-10	.200	0-0	.000	1	4	5	0.6	9	0	4	6	1	7	10	1.1
15	HENDERSON, Tim	4-0	10	2.5	1-6	.167	0-2	.000	0-0	.000	3	1	4	1.0	2	0	0	1	0	0	2	0.5
Team												13	7	20				4				
Total.....		10	2045		260-583	.446	82-232	.353	111-163	.681	119	225	344	34.4	181	2	172	142	48	85	713	71.3
Opponents.....		10	2045		232-565	.411	60-194	.309	151-205	.737	129	221	350	35.0	155	-	130	151	19	71	675	67.5

<b>TEAM STATISTICS</b>	<b>LOU</b>	<b>OPP</b>	<b>Date</b>	<b>Opponent</b>	<b>Score</b>	<b>Att.</b>
SCORING	713	675	* 01/05/11	SETON HALL	w 73-54	21912
Points per game	71.3	67.5	* 01/09/11	at USF	w 86-77	4375
Scoring margin	+3.8	-	* 01/12/11	at Villanova	L 74-88	13199
FIELD GOALS-ATT	260-583	232-565	* 1/15/11	MARQUETTE	w 71-70	21485
Field goal pct	.446	.411	* 01/19/11	ST. JOHN'S	w 88-63	21638
3 POINT FG-ATT	82-232	60-194	* 1/22/11	at Providence College	L 67-72	12051
3-point FG pct	.353	.309	* 01/26/11	WEST VIRGINIA	w 55-54	21957
3-pt FG made per game	8.2	6.0	* 01/29/11	at Connecticut	wo2 79-78	10167
FREE THROWS-ATT	111-163	151-205	* 01/31/11	at Georgetown	L 59-62	12164
Free throw pct	.681	.737	* 02/05/11	DEPAUL	w 61-57	21704
F-Throws made per game	11.1	15.1				
REBOUNDS	344	350				
Rebounds per game	34.4	35.0				
Rebounding margin	-0.6	-				
ASSISTS	172	130				
Assists per game	17.2	13.0				
TURNOVERS	142	151				
Turnovers per game	14.2	15.1				
Turnover margin	+0.9	-				
Assist/turnover ratio	1.2	0.9				
STEALS	85	71				
Steals per game	8.5	7.1				
BLOCKS	48	19				
Blocks per game	4.8	1.9				
ATTENDANCE	108696	51956				
Home games-Avg/Game	5-21739	5-10391				
Neutral site-Avg/Game	-	0-0				

\* - Conference game

<b>Score by Periods</b>	<b>1st</b>	<b>2nd</b>	<b>OT</b>	<b>OT2</b>	<b>Totals</b>
LOUISVILLE	341	352	10	10	713
Opponents	338	318	10	9	675

# 2010-11 Louisville Men's Basketball Miscellaneous Statistics

## Louisville's Record When the Cardinals ...

Lead at halftime .....	11-1
Trail at halftime .....	6-4
Are tied at halftime .....	1-0
Shoot better from the field than opponent .....	16-0
Shoot worse from the field than opponent .....	2-5
Shoot 50 percent or better from the field .....	6-0
Shoot below 50 percent from the field .....	12-5
Opp. shoots 50 pct. or better from the field .....	0-2
Opp. shoots below 50 pct. from the field .....	18-3
Make 7 or fewer three-point goals .....	7-2
Make more than 7 three-point goals .....	11-3
Attempt 20 or fewer three-point goals .....	5-2
Attempt more than 20 three-point goals .....	13-3
Shoot more free throws than their opp. ....	7-0
Opponent shoots more free throws .....	10-4
Outrebound their opponent .....	13-2
Are outrebounded by their opponent .....	5-3
Bench outscores the opponent bench .....	13-3
Opponent bench outscores their bench .....	3-1
Commit fewer turnovers than their opp. ....	11-2
Commit more turnovers than their opp. ....	5-1
Commit same number of turnover as opp. ....	2-2
Commit 15 or fewer turnovers .....	11-1
Commit more than 15 turnovers .....	7-4
Lead with 5:00 Remaining .....	16-1
Trail with 5:00 Remaining .....	2-4
Tied with 5:00 Remaining .....	0-0
1-3 point margins .....	3-1
4-5 point margins .....	1-1
6-10 point margins .....	2-1
11-19 point margins .....	4-2
20 or more point margins .....	8-0
Overtime games .....	1-0
Vs. Top 25 teams .....	3-3
Home games .....	15-2
Away games .....	3-3
Neutral games .....	0-0
Score 59 or fewer points .....	1-2
Score 60-69 points .....	3-2
Score 70-79 points .....	5-1
Score 80-89 points .....	4-0
Score 90 or more points .....	5-0
Allow 59 or fewer points .....	7-1
Allow 60-69 points .....	4-1
Allow 70-79 points .....	6-2
Allow 80 or more points .....	1-1

## Double-Doubles .

Buckles .....	2	Van Treese .....	1
Siva .....	1	Jennings .....	1

## Points Off Turnovers

Louisville .....	432	Opponents .....	316
------------------	-----	-----------------	-----

## Bench Scoring

Louisville .....	599 (26.0)	Opp. ....	377 (16.4)
------------------	------------	-----------	------------

## Rebounding Advantage

Louisville .....	15	Opponents .....	8
------------------	----	-----------------	---

## Attendance

Home .....	367,450	(21,615 avg.)
Away .....	59,282	(9,880 avg.)
Neutral .....	0	(0 avg.)
Total .....	426,732	(18,554 avg.)

## Double-Figure Scoring Games

Knowles .....	18
Siva .....	12
C. Smith .....	12
Jennings .....	10
Marra .....	9
Kuric .....	8
Buckles .....	5
Van Treese .....	3
Dieng .....	2
Justice .....	2

## Games Leading UL in Scoring

Knowles .....	10
Siva .....	6
Jennings .....	4
Marra .....	3
Buckles .....	2
C. Smith .....	2
Knowles .....	1
Kuric .....	1
Van Treese .....	1

## Games Leading UL in Rebounding

Buckles .....	9
Jennings .....	7
C. Smith .....	5
Dieng .....	3
Van Treese .....	3

## Games Leading UL in Assists

Siva .....	16
C. Smith .....	4
Knowles .....	3
Marra .....	3
Justice .....	2
Buckles .....	1
Kuric .....	1

## Scored Louisville's First Points

<b>Who</b>	
Knowles .....	6
C. Smith .....	4
Jennings .....	3
Siva .....	3
Van Treese .....	3
Marra .....	2
Dieng .....	1
Goode .....	1

## How

3-pointer .....	7
Jumper .....	7
Layup .....	7
Dunk .....	2

## Dunks 96

Jennings .....	31
Dieng .....	15
Siva .....	10
Van Treese .....	10
Goode .....	6
Marra .....	6
C. Smith .....	6
Kuric .....	5
Knowles .....	4
Buckles .....	3

## Jump Balls Controlled

Louisville .....	14	(Jennings 9, Dieng 5)
Opponents .....	9	

## Starting Lineups

W-L	Forward	Forward	Foward	Guard	Guard
6-1	Jennings	Buckles	Marra	Siva	Knowles
3-1	Dieng	C. Smith	Kuric	Siva	Knowles
4-1	Van Treese	Dieng	C. Smith	Siva	Knowles
1-1	Jennings	Van Treese	C. Smith	Siva	Knowles
1-0	Jennings	Buckles	Kuric	Siva	Marra
1-0	Jennings	Van Treese	Marra	Siva	Knowles
1-0	Goode	C. Smith	Kuric	Siva	Knowles
1-0	Jennings	C. Smith	Kuric	Siva	Marra
0-1	Jennings	Kuric	C. Smith	Siva	Knowles

## Scoring Summary

	1st Half	2nd Half	OT	Total
Louisville	851	910	10 10	1781
Opponents	704	765	10 9	1488

## Leads and Deficits

UL's Biggest Halftime Lead .....	33 (48-15) vs. FIU (12/1)
UL's Biggest Halftime Lead Blown .	4 (43-39) vs. Providence (1/22)
UL's Biggest Halftime Deficit	
Overcome .....	11 (26-37) vs. West Va. (1/26)
UL's Biggest 2nd Half Lead .....	42 (98-56) vs. Chattanooga (11/22)
UL's Biggest 2nd Half Lead Blown .	9 (64-55) vs. USF (1/9)
UL's Biggest 2nd Half Deficit .....	18 four times
	latest: (47-65) vs. Marquette (1/15)
UL's Biggest 2nd Half Deficit	
Overcome .....	18 twice
	latest: (47-65) vs. Marquette (1/15)
UL's Biggest Overall Lead .....	42 (98-56) vs. Chattanooga (11/22)
UL's Biggest Lead Blown .....	12 (20-8) vs. San Francisco (12/8)
UL's Biggest Overall Deficit .....	18 four times
	latest: (47-65) vs. Marquette (1/15)
UL's Biggest Deficit Overcome .....	18 twice
	latest: (47-65) vs. Marquette (1/15)

## Home, Road and Half Statistics

Halftime Leads .....	UL 12, Opp 10, Ties 1
FG% in KFC Yum! Center .....	.463 (467-1009)
FG% Away from Home .....	.473 (172-364)
3 Pt FG% in KFC Yum! Center .	.361 (150-416)
3 Pt FG% Away from Home .....	.385 (57-148)
FT% in KFC Yum! Center .....	.639 (218-341)
FT% Away from Home .....	.736 (78-106)
Scoring Average	
in KFC Yum! Center .....	76.6 (1302 pts.)
Scoring Avg. on the Road .....	79.8 (479 pts.)
Opp. Scoring Average	
in KFC Yum! Center .....	60.5 (1029 pts.)
Opp. Scoring Average	
on the Road .....	76.5 (459 pts.)
Most 1st Half Points .....	58 vs. Morgan State (12/27)
Most 2nd Half Points .....	55 vs. Western Kentucky (12/22)
Fewest 1st Half Points .....	18 vs. Georgetown (1/31)
Fewest 2nd Half Points .....	23 vs. Drexel (12/14)
Largest Halftime Lead .....	33 vs. FIU (12/1)
Largest Halftime Deficit .....	11 (24-35) vs. Kentucky (12/31)
	(26-37) vs. West Virginia (1/26)

## 2010-11 Louisville Men's Basketball Team Superlatives

<i>Louisville High</i>	<i>Louisville Low</i>	<i>Statistical Category</i>	<i>Opponent High</i>	<i>Opponent Low</i>
114 vs. Western Ky. (12/22)	46 vs. Drexel (12/14)	<b>Points</b>	88 by Villanova (1/12)	35 by San Fran. (12/8)
58 vs. Morgan State (12/27)	18 vs. Georgetown (1/31)	<b>First Half Points</b>	48 by USF (1/9)	15 by FIU (12/1)
57 vs. Western Ky. (12/22)	23 vs. Drexel (12/14)	<b>Second Half Points</b>	50 by Butler (11/16)	11 by San Fran. (12/8)
42 vs. Western Ky. (12/22)	15 vs. Drexel (12/14)	<b>Field Goals</b>	31 by Villanova (1/12)	14 by San Fran. (12/8)
75 vs. Chattanooga (11/22)	47 vs. Drexel (12/14)	<b>Field Goal Attempts</b>	77 by Connecticut (1/29)	44 by Drexel (12/14)
.646 vs. Western Ky. (12/22)	.319 vs. Drexel (12/14)	<b>FG Percentage</b>	.534 by Villanova (1/12)	.283 by FIU (12/1)
17 vs. Morgan State (12/27)	4 vs. Drexel (12/14)	<b>3-Point Field Goals</b>	8 six times	2 three times
	vs. Providence (1/22)		<i>latest:</i> by DePaul (2/5)	<i>latest:</i> by St. John's (1/19)
37 vs. Chattanooga (11/22)	16 vs. Drexel (12/14)	<b>3-Point Field Goal Att.</b>	30 by Connecticut (1/29)	7 by St. John's (1/19)
.739 vs. Morgan State (12/27)	.174 vs. Providence (1/22)	<b>3-Point FG Percentage</b>	.615 by Villanova (1/12)	.143 by San Fran. (12/8)
28 vs. Butler (11/16)	5 vs. Kentucky (12/31)	<b>Free Throws</b>	28 by Marquette (1/15)	3 vs. DePaul (2/5)
	vs. West Virginia (1/26)			
43 vs. Butler (11/16)	7 vs. Villanova (1/12)	<b>Free Throw Attempts</b>	38 by Marquette (1/15)	4 by DePaul (2/5)
.895 vs. Chattanooga (11/22)	.438 vs. San Francisco (12/8)	<b>Free Throw Percentage</b>	.944 by St. John's (1/19)	.448 by Marshall (11/27)
19 vs. Marshall (11/27)	7 vs. Drexel (12/14)	<b>Offensive Rebounds</b>	25 by Marshall (11/27)	6 by UNLV (12/11)
	vs. Connecticut (1/29)			by Providence (1/22)
35 vs. Gardner-Webb (12/18)	16 vs. Kentucky (12/31)	<b>Defensive Rebounds</b>	32 by Drexel (12/14)	15 by Morgan State (12/27)
46 vs. Seton Hall (1/5)	25 vs. Ky. (12/31), Villanova (1/12)	<b>Total Rebounds</b>	51 by Connecticut (1/29)	25 by DePaul (2/5)
28 vs. Butler (11/16)	10 vs. DePaul (2/5)	<b>Fouls</b>	32 by Butler (11/16)	11 by Seton Hall (1/5)
29 vs. Chattanooga (11/22)	8 vs. Drexel (12/14)	<b>Assists</b>	22 by USF (1/9)	5 by San Fran. (12/8)
21 vs. Morgan State (12/27)	5 vs. San Francisco (12/8)	<b>Turnovers</b>	26 by Morgan State (12/27)	12 by Prov, UConn, DePaul
14 vs. Gardner-Webb (12/18)	0 vs. West Virginia (1/26)	<b>Blocked Shots</b>	7 by Kentucky (12/31)	0 by Providence, DePaul
19 vs. Chattanooga (11/22)	6 four times	<b>Steals</b>	12 by Providence (1/22)	2 by San Fran. (12/8)
	<i>latest:</i> vs. DePaul (2/5)			

## 2010-11 Louisville Men's Basketball Individual Superlatives

<b>Points</b>	31 by Preston Knowles vs. Morgan State (12/27)	27 by Marshon Brooks, Providence (1/22)
<b>Field Goals Made</b>	9 by three players	10 by Josh Harrellson, Kentucky (12/31)
	<i>latest:</i> Preston Knowles, Kyle Kuric vs. Morgan St. (12/27)	by Augustus Gilchrist, USF (1/9)
<b>Field Goals Attempted</b>	18 by Mike Marra vs. South Alabama (12/4)	23 by Kemba Walker, Connecticut (1/29)
<b>Highest FG Pct. (min. 5 made)</b>	1.000 (5-5) by Peyton Siva vs. West Virginia (1/26)	.833 (10-12) by Josh Harrellson, Kentucky (12/31)
<b>3-Point Field Goals Made</b>	7 by Kyle Kuric vs. Morgan State (12/27)	5 three times
		<i>latest:</i> by Shabazz Napier, Connecticut (1/29)
<b>3-Point Field Goals Attempted</b>	14 by Mike Marra vs. South Alabama (12/4)	11 three times
		<i>latest:</i> by Shabazz Napier, Connecticut (1/29)
<b>3-Point FG Pct. (min. 3 made)</b>	1.000 (3-3) Rakeem Buckles vs. Western Ky. (12/22)	.625 (5-8) by Omar Wattad, Chattanooga (11/22)
<b>Free Throws Made</b>	9 by Elisha Justice vs. Butler (11/16)	11 by Matt Howard, Butler (11/16)
	by Peyton Siva vs. Western Ky. (12/22)	
<b>Free Throws Attempted</b>	14 by Elisha Justice vs. Butler (11/16)	17 by Matt Howard, Butler (11/16)
<b>Free Throw Pct. (min. 8 made)</b>	.900 (9-10) by Peyton Siva vs. Western Ky. (12/22)	1.000 by three players
		<i>latest:</i> (8-8) by Chris Wright, Georgetown (1/31)
<b>Offensive Rebounds</b>	9 by Stephan Van Treese vs. USF (1/9/11)	7 by Tirrell Baines, Marshall (11/27)
		by Alex Oriakhi, Connecticut (1/29)
<b>Defensive Rebounds</b>	10 by Rakeem Buckles vs. South Alabama (12/4)	11 by Augustine Rubit, South Alabama (12/4)
<b>Total Rebounds</b>	14 by Rakeem Buckles vs. South Alabama (12/4)	14 by Augustine Rubit, South Alabama (12/4)
	by Stephan Van Treese vs. USF (1/9/11)	by Josh Harrellson, Kentucky (12/31)
<b>Turnovers</b>	8 by Peyton Siva vs. Georgetown (1/31)	6 by six players
		<i>latest:</i> by Paris Horne, St. John's (1/19)
<b>Assists</b>	10 by Peyton Siva vs. St. John's (1/19), DePaul (2/5)	10 by Anthony Crater, USF (1/9)
<b>Blocked Shots</b>	7 by Gorgui Dieng vs. FIU (12/1); vs. Gardner-Webb (12/18)	4 by John Flowers, West Virginia (1/26)
<b>Steals</b>	7 by Peyton Siva vs. St. John's (1/19)	4 three times
		<i>latest:</i> by Vincent Council, Providence (1/22)
<b>Minutes Played (regulation game)</b>	38 by Chris Smith vs. Providence (1/22)	39 four times
		<i>latest:</i> by John Flowers, West Virginia (1/26)
<b>Minutes Played (overtime game)</b>	42 by P. Knowles & P. Siva vs. Connecticut (1/29)	47 by Kemba Walker, Connecticut (1/29)





**University of Louisville**  
**LOUISVILLE Team Game-by-Game Comparison (as of Feb 05, 2011)**  
**All games**



Opponent	1st	2nd	Score	Mar	Total FG	FG Pct	3-Pointers	3FG Pct	Free Throws	FT Pct	Rebounds	Assist	T/Over	Block	Steal	Fouls
BUTLER	41/23	47/50	88-73	+15	27-59/21-60	.458/.350	6-23/6-25	.261/.240	28-43/25-36	.651/.694	44/39 +5	18/10	14/17	7/1	11/10	28/32
JACKSON STATE	30/16	32/29	62-45	+17	22-51/17-54	.431/.315	6-22/6-24	.273/.250	12-18/5-9	.667/.556	38/31 +7	15/11	19/17	5/4	10/6	11/18
CHATTANOOGA	51/37	55/28	106-65	+41	37-75/22-55	.493/.400	15-37/7-25	.405/.280	17-19/14-21	.895/.667	40/37 +3	29/9	12/25	6/1	19/6	21/17
MARSHALL	33/34	47/32	80-66	+14	30-64/24-62	.469/.387	6-21/5-20	.286/.250	14-20/13-29	.700/.448	42/43 (1)	13/8	15/19	11/1	11/5	26/17
FIU	48/15	44/40	92-55	+37	32-64/15-53	.500/.283	10-26/2-13	.385/.154	18-28/23-33	.643/.697	44/36 +8	20/6	17/22	10/2	12/11	23/20
SOUTH ALABAMA	48/30	49/40	97-70	+27	36-70/20-57	.514/.351	6-22/5-16	.273/.313	19-30/25-29	.633/.862	44/36 +8	20/14	8/16	5/3	9/3	22/23
SAN FRANCISCO	25/24	36/11	61-35	+26	22-61/14-45	.361/.311	10-36/2-14	.278/.143	7-16/5-11	.438/.455	44/36 +8	17/5	5/16	1/2	7/2	15/21
UNLV	33/38	44/31	77-69	+8	24-58/21-45	.414/.467	10-28/8-17	.357/.471	19-27/19-26	.704/.731	35/34 +1	13/11	11/18	2/3	8/7	23/24
DREXEL	23/25	23/27	46-52	(6)	15-47/17-44	.319/.386	4-16/6-16	.250/.375	12-25/12-25	.480/.480	26/46 (20)	8/11	12/22	7/3	11/4	20/26
GARDNER-WEBB	39/25	39/24	78-49	+29	30-59/18-57	.508/.316	11-28/7-17	.393/.412	7-8/6-12	.875/.500	45/26 +19	22/7	18/13	14/2	7/7	15/12
Western Kentucky	57/36	57/46	114-82	+32	42-65/28-63	.646/.444	16-30/6-20	.533/.300	14-22/20-30	.636/.667	38/30 +8	25/15	17/17	3/1	9/9	24/19
MORGAN STATE	58/28	46/46	104-74	+30	37-63/26-56	.587/.464	17-23/8-17	.739/.471	13-17/14-21	.765/.667	35/28 +7	25/13	21/26	4/3	14/9	18/14
KENTUCKY	24/35	39/43	63-78	(15)	25-54/29-57	.463/.509	8-20/6-16	.400/.375	5-11/14-16	.455/.875	25/36 (11)	14/14	13/13	3/7	9/6	18/15
SETON HALL	36/21	37/33	73-54	+19	29-61/18-62	.475/.290	6-20/6-26	.300/.231	9-14/12-16	.643/.750	46/35 +11	16/11	16/14	9/2	10/6	14/11
USF	45/48	41/29	86-77	+9	27-62/25-58	.435/.431	9-23/7-18	.391/.389	23-26/20-26	.885/.769	35/38 (3)	21/22	7/14	9/1	6/3	22/23
Villanova	41/42	33/46	74-88	(14)	28-62/31-58	.452/.534	12-25/8-13	.480/.615	6-7/18-23	.857/.783	25/41 (16)	18/20	16/18	4/1	11/11	16/12
MARQUETTE	31/36	40/34	71-70	+1	26-57/19-56	.456/.339	7-21/4-17	.333/.235	12-21/28-38	.571/.737	38/36 +2	16/10	16/13	4/2	6/7	25/18
ST. JOHN'S	44/31	44/32	88-63	+25	33-62/22-49	.532/.449	13-26/2-7	.500/.286	9-16/17-18	.563/.944	28/31 (3)	24/8	12/25	5/2	13/5	17/16
Providence College	43/39	24/33	67-72	(5)	25-56/24-52	.446/.462	4-23/8-20	.174/.400	13-17/16-24	.765/.667	34/26 +8	17/10	18/12	3/0	9/12	23/16
WEST VIRGINIA	26/37	29/17	55-54	+1	21-56/19-55	.375/.345	8-24/5-26	.333/.192	5-10/11-18	.500/.611	35/39 (4)	13/10	14/15	0/4	10/4	18/14
Connecticut	23/28	36/31	79-78	+1	30-62/29-77	.484/.377	8-24/8-30	.333/.267	11-20/12-19	.550/.632	36/51 (15)	17/13	15/12	6/2	6/8	19/16
Georgetown	18/22	41/40	59-62	(3)	20-57/22-46	.351/.478	8-23/4-13	.348/.308	11-14/14-19	.786/.737	33/28 +5	13/11	16/16	3/5	8/9	17/12
DEPAUL	34/34	27/23	61-57	+4	21-48/23-52	.438/.442	7-23/8-24	.304/.333	12-18/3-4	.667/.750	34/25 +9	17/15	12/12	5/0	6/6	10/17

Note: Game totals are displayed in the format TEAM/OPPONENT for each category

**Specialty Stats Game-by-Game (UL/Opp)**

Opponent	Date	Paint	Off TO	2nd Chnc	Fast Brk	Bench	Opponent	Date	Paint	Off TO	2nd Chnc	Fast Brk	Bench
Butler	11/16/10	36/22	14/10	13/6	6/0	36/16	Kentucky	12/31/10	26/36	15/23	9/18	6/4	9/9
Jackson State	11/20/10	32/12	18/18	8/8	16/2	9/11	Seton Hall	1/5/11	36/20	18/20	9/11	10/4	29/5
Chattanooga	11/22/10	38/24	28/12	21/10	16/4	44/18	at USF	1/9/11	32/28	23/10	10/17	6/2	34/42
Marshall	11/27/10	40/32	20/17	21/22	10/4	30/5	at Villanova	1/12/11	24/42	24/16	9/17	21/19	9/8
FIU	12/1/10	40/20	30/12	21/14	8/0	52/29	Marquette	1/15/11	30/28	11/14	8/12	7/4	24/13
South Alabama	12/4/10	52/14	15/4	19/9	10/4	30/15	St. John's	1/19/11	30/38	30/16	11/12	16/12	32/26
San Francisco	12/8/10	20/24	21/0	15/4	6/2	18/8	at Providence	1/22/11	38/22	17/20	9/6	14/14	23/6
UNLV	12/11/10	20/22	20/13	10/5	7/6	42/26	West Virginia	1/29/11	20/26	12/20	9/19	6/2	12/12
Drexel	12/14/10	16/16	17/7	2/11	2/2	15/14	at Connecticut	1/29/11	36/38	13/12	10/21	18/6	23/26
Gardner-Webb	12/18/10	34/14	19/12	10/6	12/0	32/19	at Georgetown	1/31/11	22/30	10/17	20/5	4/6	9/10
at Western Ky.	12/22/10	46/42	22/20	15/14	20/8	34/34	DePaul	2/5/11	28/24	19/7	14/8	2/8	23/10
Morgan State	12/27/10	30/34	37/20	19/15	18/8	31/16							

**2010-11 Louisville**

**Top 5 Field Goal Percentage First Half**

Date	Opponent	FG-FGA	Pct.
12/22	Western Ky.	22-32	.688
1/19	St. John's	17-26	.654
12/27	Morgan State	21-36	.583
1/22	Providence	17-32	.531
1/9	USF	15-29	.517

**2010-11 Louisville**

**Top 5 Field Goal Percentage Second Half**

Date	Opponent	FG-FGA	Pct.
12/22	Western Ky.	15-22	.682
12/31	Kentucky	15-22	.682
11/22	Chattanooga	22-35	.629
12/27	Morgan State	16-27	.593
12/11	UNLV	13-24	.542

# 2010-11 Box Scores

## Louisville 83, Northern Kentucky 66

Oct. 31, 2010 -- KFC Yum! Center

### Exhibition Game

#### Louisville 83

Player	min	FG	3FG	FT	Reb	Ast	TO	BL	ST	PF	TP
Buckles	27	6/11	1/5	5/5	11	2	1	2	1	3	18
Kuric	25	3-5	2-4	0-0	4	1	1	1	2	2	8
Jennings	18	1-5	0-0	1-2	8	0	4	2	0	4	3
Knowles	26	4-11	1-5	2-2	4	3	4	0	0	2	11
Siva	23	1-5	1-3	1-2	4	5	4	0	0	3	4
Goode	3	0-1	0-0	2-2	1	0	1	0	1	0	2
C. Smith	19	3-3	0-0	0-1	3	2	1	0	0	1	6
Dieng	17	6-8	1-1	1-4	11	0	4	2	1	2	14
Henderson	2	0-0	0-0	0-0	0	0	0	0	0	0	0
Justice	12	0-1	0-1	1-2	1	2	1	0	0	1	1
Marra	18	3-8	3-7	1-1	2	4	2	0	1	1	10
Van Treese	10	3-4	0-1	0-0	4	0	1	0	2	1	6
Team					2						

Totals	200	30-62	9-27	14-21	55	19	24	7	8	20	83
Total FG%	1st H: 16-30	53.3%	2nd H: 14-32	43.8%	Game: 48.4%						
3-Pt. FG%	1st H: 6-15	40.0%	2nd H: 3-12	25.0%	Game: 33.3%						
F Throw %	1st H: 8-14	57.1%	2nd H: 6-7	85.7%	Game: 66.7%						

#### Northern Kentucky 66

Player	min	FG	3FG	FT	Reb	Ast	TO	BL	ST	PF	TP
Sorrell	24	2-7	0-3	1-1	4	1	1	0	2	2	5
Knight	30	3-6	0-0	2-3	5	1	3	1	2	3	8
Faulkner	28	1-2	1-2	0-0	3	2	1	0	1	2	3
Eleby	32	7-16	1-3	6-13	6	4	2	1	2	2	21
Tabb	28	3-12	0-3	2-3	4	3	5	0	1	3	8
Shannon	12	2-6	2-2	0-0	2	0	3	0	3	3	6
Rack	7	0-3	0-3	0-0	0	0	0	0	0	0	0
Cotton	5	0-0	0-0	0-0	1	0	0	1	0	1	0
Gagai	11	1-4	1-4	0-0	0	1	1	0	0	1	3
Van Hoose	23	4-7	4-7	0-0	1	1	0	0	0	2	12
Team					0						

Totals	200	23-63	9-27	11-20	26	13	16	3	11	19	66
Total FG%	1st H: 8-33	24.2%	2nd H: 15-30	50.0%	Game: 36.5%						
3-Pt. FG%	1st H: 2-17	11.8%	2nd H: 7-10	70.0%	Game: 33.3%						
F Throw %	1st H: 7-10	70.0%	2nd H: 4-10	40.0%	Game: 55.0%						

#### Score by Periods

1st	2nd	Total	Attendance:	
Northern Kentucky	25	41	66	18,869
Louisville	46	37	83	Ties: 0
				Lead Changes: 0

## Louisville 96, Kentucky Wesleyan 54

Nov. 11, 2010 -- KFC Yum! Center

### Exhibition Game

#### Louisville 96

Player	min	FG	3FG	FT	Reb	Ast	TO	BL	ST	PF	TP
Van Treese	19	4-5	0-0	1-2	8	0	0	0	3	2	9
Dieng	15	1-5	0-0	2-4	6	0	2	1	0	0	4
Siva	21	6-12	1-5	5-8	2	3	5	1	3	0	18
C. Smith	21	2-6	0-2	0-0	8	4	4	0	3	0	4
Kuric	24	1-7	0-4	1-2	3	2	1	0	1	3	3
Goode	7	0-0	0-0	0-0	3	1	0	0	0	2	0
Buckles	18	1-3	0-1	6-7	8	3	1	1	0	1	8
Jackson	9	1-3	0-2	1-2	0	0	1	0	0	1	3
Henderson	7	1-3	0-0	0-0	1	0	0	0	0	0	2
Justice	19	3-5	2-3	0-0	4	6	2	0	2	3	8
Jennings	20	5-6	0-0	5-6	2	1	0	3	0	1	15
Marra	20	6-8	6-8	4-4	5	0	1	0	1	0	22
Team					0						

Totals	200	31-63	9-25	25-35	50	20	17	6	13	13	96
Total FG%	1st H: 18-35	51.4%	2nd H: 13-28	46.4%	Game: 49.3%						
3-Pt. FG%	1st H: 6-17	35.3%	2nd H: 3-8	37.5%	Game: 36.0%						
F Throw %	1st H: 9-12	75.0%	2nd H: 16-23	69.6%	Game: 71.4%						

#### Kentucky Wesleyan 54

Player	min	FG	3FG	FT	Reb	Ast	TO	BL	ST	PF	TP
Young	22	3-7	0-2	0-1	5	1	4	0	0	2	6
Ivey	27	3-6	1-2	0-2	2	3	3	2	2	5	7
Waller	28	2-12	0-5	0-2	4	3	4	0	2	4	4
McFarland	32	5-12	0-4	1-3	3	0	6	0	2	2	11
Williams	28	5-10	2-6	0-0	3	1	4	0	0	3	12
Owsley	24	0-2	0-1	0-0	3	2	1	0	0	1	0
Shelley	7	0-3	0-2	0-0	1	0	0	0	0	0	0
Herzog	3	0-0	0-0	1-2	1	1	0	0	0	0	1
Biggers	9	2-2	0-0	0-0	3	0	0	0	1	2	4
Sharpe	20	3-6	3-4	0-0	2	0	2	1	0	3	9
Team					4						

Totals	200	23-60	6-26	2-10	31	11	25	3	7	22	54
Total FG%	1st H: 11-29	37.9%	2nd H: 12-31	38.7%	Game: 38.3%						
3-Pt. FG%	1st H: 2-13	15.4%	2nd H: 4-13	30.8%	Game: 23.1%						
F Throw %	1st H: 1-6	16.7%	2nd H: 1-4	25.0%	Game: 20.0%						

#### Score by Periods

1st	2nd	Total	Attendance:	
Kentucky Wesleyan	25	29	54	19,227
Louisville	51	45	96	Ties: 1
				Lead Changes: 1

## Louisville 88, Butler 73

Nov. 16, 2010 -- KFC Yum! Center

#### Louisville 88

Player	min	FG	3FG	FT	Reb	Ast	TO	BL	ST	PF	TP
Buckles	31	6-12	2-4	3-7	11	2	2	1	3	4	17
Kuric	23	0-0	0-0	2-2	3	2	1	0	0	4	2
Jennings	33	6-11	0-0	1-2	8	2	2	4	0	4	13
Siva	15	3-6	0-2	3-3	2	3	3	0	1	5	9
Marra	33	4-10	2-8	1-2	5	5	1	2	3	11	
Knowles	18	3-11	1-6	5-6	1	2	1	0	3	2	12
C. Smith	10	1-2	0-0	3-4	3	0	1	0	1	1	5
Dieng	7	1-2	0-1	0-0	3	0	1	0	1	0	2
Henderson	0+	0-0	0-0	0-0	0	0	0	0	0	0	0
Justice	21	1-3	1-2	9-14	6	2	1	0	0	4	12
Van Treese	9	2-2	0-0	1-3	2	0	1	0	1	0	5
Team					0						

Totals	200	27-59	6-23	28-43	44	18	14	7	11	28	88
Total FG%	1st H: 15-34	44.1%	2nd H: 12-25	48.0%	Game: 45.8%						
3-Pt. FG%	1st H: 5-17	29.4%	2nd H: 1-6	16.7%	Game: 26.1%						
F Throw %	1st H: 6-9	66.7%	2nd H: 22-34	64.7%	Game: 65.1%						

#### Butler 73

Player	min	FG	3FG	FT	Reb	Ast	TO	BL	ST	PF	TP
Butcher	8	0-2	0-1	0-0	0	0	0	0	0	1	0
Howard	22	6-8	0-2	11-17	9	0	1	1	2	4	23
Mack	27	8-17	4-11	5-6	7	1	3	0	0	1	25
Vanzant	25	0-2	0-0	2-2	4	2	2	0	1	1	2
Nored	30	2-6	0-3	3-6	4	1	6	0	2	5	7
Hahn	20	1-7	0-3	2-2	0	5	2	0	2	3	4
Fromm	3	0-0	0-0	0-0	0	0	0	0	0	0	0
Anglin	8	0-1	0-1	0-0	2	0	1	0	0	4	0
Hopkins	9	1-3	1-2	0-0	0	1	1	0	2	3	3
Leindecker	1	0-0	0-0	0-0	0	0	0	0	0	1	0
Marshall	16	1-5	0-0	1-1	4	0	0	0	1	2	3
Kampen	0+	0-0	0-0	0-0	0	0	0	0	0	0	0
Stigall	9	1-3	1-2	0-0	0	0	1	0	0	4	3
Smith	22	1-6	0-0	1-2	8	0	0	0	0	2	3
Team					1					1	

Totals	200	21-60	6-25	25-36	39	10	17	1	10	32	73
Total FG%	1st H: 15-34	23.3%	2nd H: 14-30	46.7%	Game: 35.0%						
3-Pt. FG%	1st H: 2-12	16.7%	2nd H: 4-13	30.8%	Game: 24.0%						
F Throw %	1st H: 7-8	87.5%	2nd H: 18-28	64.3%	Game: 69.4%						

#### Score by Periods

# 2010-11 Box Scores

## Louisville 92, Florida International 55 Dec. 1, 2010 -- KFC Yum! Center

### Louisville 92

Player	min	FG	3FG	FT	Reb	Ast	TO	BL	ST	PF	TP
Marra	20	4-10	2-8	0-0	4	1	4	0	1	3	10
Van Treese	16	1-1	0-0	0-2	6	1	1	1	2	1	2
Jennings	16	1-4	0-0	4-6	2	2	2	2	0	3	6
Knowles	29	6-13	4-8	2-2	6	3	1	0	3	0	18
Siva	19	2-5	0-2	0-0	2	3	2	0	2	2	4
Goode	7	1-1	0-0	0-0	1	0	0	0	0	3	2
Buckles	22	2-6	1-2	4-5	8	3	5	0	1	2	9
C. Smith	19	4-7	0-1	2-2	5	3	0	0	1	2	10
Dieng	18	6-7	0-0	3-5	5	2	0	7	0	5	15
Kuric	5	0-0	0-0	0-0	0	0	0	0	0	0	0
Henderson	5	0-1	0-1	0-0	2	1	0	0	0	0	0
Justice	16	4-5	3-4	1-4	2	0	1	0	0	2	12
R. Smith	8	1-4	0-0	2-2	1	1	1	0	2	0	4
Team					1						
<b>Totals</b>	<b>200</b>	<b>32-64</b>	<b>10-26</b>	<b>18-28</b>	<b>44</b>	<b>20</b>	<b>17</b>	<b>10</b>	<b>12</b>	<b>23</b>	<b>92</b>
Total FG%	1st H:	16-33	48.5%	2nd H:	16-31	51.6%	Game:	50.0%			
3-Pt. FG%	1st H:	7-15	46.7%	2nd H:	3-11	27.3%	Game:	38.5%			
F Throw %	1st H:	9-11	81.8%	2nd H:	9-17	52.9%	Game:	64.3%			

### FIU 55

Player	min	FG	3FG	FT	Reb	Ast	TO	BL	ST	PF	TP
Moore	7	0-1	0-0	2-2	0	0	1	0	0	4	2
Gary	22	0-3	0-0	2-6	2	3	4	1	2	0	2
Wright	36	4-8	1-2	2-4	7	4	4	0	1	4	11
Roberts	29	1-7	0-2	2-2	5	0	6	0	2	4	4
Allen	25	2-4	0-1	3-5	1	0	1	0	2	1	7
Weaver	7	1-5	0-3	0-0	1	0	0	0	0	2	2
Russell	19	2-2	1-1	2-2	2	0	5	0	0	1	7
Kee	1	0-2	0-0	0-0	0	0	0	0	0	0	0
Frederick	31	5-16	0-2	2-4	12	0	0	1	1	2	12
Pack	19	0-5	0-2	8-8	4	1	0	0	3	1	8
Bell	4	0-0	0-0	0-0	0	1	0	0	0	1	0
Team					2		1				
<b>Totals</b>	<b>200</b>	<b>15-53</b>	<b>2-13</b>	<b>23-33</b>	<b>36</b>	<b>6</b>	<b>22</b>	<b>2</b>	<b>11</b>	<b>20</b>	<b>55</b>
Total FG%	1st H:	5-24	20.8%	2nd H:	10-29	34.5%	Game:	28.3%			
3-Pt. FG%	1st H:	1-8	12.5%	2nd H:	1-5	20.0%	Game:	15.5%			
F Throw %	1st H:	4-8	50.0%	2nd H:	19-25	76.0%	Game:	69.7%			

Score by Periods	1st	2nd	Total	Attendance:
FIU	15	40	55	20,866
Louisville	48	44	92	Ties: 0
				Lead Changes: 0

## Louisville 97, South Alabama 70 Dec. 4, 2010 -- KFC Yum! Center

### Louisville 97

Player	min	FG	3FG	FT	Reb	Ast	TO	BL	ST	PF	TP
Buckles	21	4-6	0-2	4-5	14	2	1	0	2	4	12
Marra	33	8-18	5-14	2-2	3	3	1	0	1	4	23
Jennings	24	5-9	0-0	0-1	8	3	1	3	0	1	10
Knowles	18	3-6	1-3	0-0	5	1	1	0	0	1	7
Siva	25	5-6	0-0	5-6	2	4	1	0	3	2	15
Goode	14	3-4	0-0	2-3	3	0	0	1	0	0	8
C. Smith	19	4-7	0-1	3-3	2	2	1	0	0	1	11
Dieng	13	2-5	0-0	2-4	3	0	1	1	0	5	6
Henderson	10	2-7	0-1	0-0	2	1	0	0	1	1	4
Justice	15	0-2	0-1	1-2	1	4	0	0	1	1	1
Van Treese	8	0-0	0-0	0-4	0	0	1	0	1	2	0
Team					1						
<b>Totals</b>	<b>200</b>	<b>36-70</b>	<b>6-22</b>	<b>19-30</b>	<b>44</b>	<b>20</b>	<b>8</b>	<b>5</b>	<b>9</b>	<b>22</b>	<b>97</b>
Total FG%	1st H:	18-35	51.4%	2nd H:	18-35	51.4%	Game:	51.4%			
3-Pt. FG%	1st H:	5-12	41.7%	2nd H:	1-10	10.0%	Game:	27.3%			
F Throw %	1st H:	7-12	58.3%	2nd H:	12-18	66.7%	Game:	63.3%			

### South Alabama 70

Player	min	FG	3FG	FT	Reb	Ast	TO	BL	ST	PF	TP
Brock	37	7-18	2-7	8-8	7	4	2	0	0	2	24
Carter	13	1-5	0-0	2-2	0	0	1	1	0	4	4
Rubit	37	3-8	0-0	9-11	14	0	2	2	0	3	15
Cooks	21	1-5	1-2	0-0	1	3	2	0	1	3	3
Williams	27	4-11	1-4	0-0	2	1	2	0	2	4	9
Redus	23	1-4	0-0	1-2	6	2	1	0	0	2	3
Reyes	8	1-1	1-1	5-6	3	0	1	0	0	1	8
Sims	12	0-1	0-1	0-0	1	2	2	0	0	2	0
Sanders	6	0-1	0-1	0-0	0	1	0	0	0	1	0
Martin	2	0-0	0-0	0-0	0	1	2	0	0	1	0
Hersey	8	0-1	0-0	0-0	1	0	0	0	0	0	0
Gowins	6	2-2	0-0	0-0	0	0	0	0	0	0	4
Team					1		1				
<b>Totals</b>	<b>200</b>	<b>20-57</b>	<b>5-16</b>	<b>25-29</b>	<b>36</b>	<b>14</b>	<b>16</b>	<b>3</b>	<b>3</b>	<b>23</b>	<b>70</b>
Total FG%	1st H:	11-27	40.7%	2nd H:	9-30	30.0%	Game:	35.1%			
3-Pt. FG%	1st H:	3-4	75.0%	2nd H:	2-12	16.7%	Game:	31.3%			
F Throw %	1st H:	5-6	83.3%	2nd H:	20-23	87.0%	Game:	86.2%			

Score by Periods	1st	2nd	Total	Attendance:
South Alabama	30	40	70	21,048
Louisville	48	49	97	Ties: 0
				Lead Changes: 0

## Louisville 61, San Francisco 35 Dec. 8, 2010 -- KFC Yum! Center

### Louisville 61

Player	min	FG	3FG	FT	Reb	Ast	TO	BL	ST	PF	TP
Buckles	27	1-6	0-3	0-3	10	4	2	0	0	2	2
Marra	22	1-10	1-9	0-0	2	1	1	0	0	1	3
Jennings	19	5-8	0-0	4-5	9	1	0	0	0	4	14
Knowles	31	4-13	2-8	0-0	1	4	0	0	0	2	10
Siva	22	5-8	3-5	1-2	4	5	2	0	4	2	14
Goode	13	0-2	0-1	0-0	0	0	0	0	0	0	0
C. Smith	24	4-7	3-6	0-0	5	1	0	0	1	0	11
Dieng	15	1-2	0-0	2-5	6	0	0	0	1	1	4
Henderson	2	0-0	0-0	0-0	1	0	0	0	0	1	0
Justice	12	0-2	0-2	0-1	1	0	0	0	1	0	0
R. Smith	6	1-3	1-2	0-0	0	1	0	0	0	1	3
Van Treese	7	0-0	0-0	0-0	2	0	0	1	0	1	0
Team					3						
<b>Totals</b>	<b>200</b>	<b>22-61</b>	<b>10-36</b>	<b>7-16</b>	<b>44</b>	<b>17</b>	<b>5</b>	<b>1</b>	<b>7</b>	<b>15</b>	<b>61</b>
Total FG%	1st H:	10-27	37.0%	2nd H:	12-34	35.3%	Game:	36.1%			
3-Pt. FG%	1st H:	4-17	23.5%	2nd H:	6-19	31.6%	Game:	27.8%			
F Throw %	1st H:	1-5	20.0%	2nd H:	6-11	54.5%	Game:	43.8%			

### San Francisco 35

Player	min	FG	3FG	FT	Reb	Ast	TO	BL	ST	PF	TP
Blackwell	31	3-6	0-0	0-1	8	0	3	0	0	3	6
Caloaro	33	1-6	0-2	0-0	7	1	2	0	0	4	2
Raffington	19	1-4	0-0	1-2	5	0	0	1	0	2	3
Williams	36	6-11	2-5	0-0	2	0	3	0	1	3	14
Doolin	5	0-0	0-0	2-2	0	0	1	0	1	0	2
Standifer	13	0-3	0-2	0-0	0	0	1	0	0	2	0
Dianard	19	2-6	0-0	2-6	2	2	2	0	0	2	6
Dickerson	20	1-4	0-3	0-0	8	2	0	1	0	2	2
Johnson	24	0-5	0-2	0-0	4	0	3	0	0	3	0
Team					0		1				
<b>Totals</b>	<b>200</b>	<b>14-45</b>	<b>2-14</b>	<b>5-11</b>	<b>36</b>	<b>5</b>	<b>16</b>	<b>2</b>	<b>2</b>	<b>21</b>	<b>35</b>
Total FG%	1st H:	9-22	40.9%	2nd H:	5-23	21.7%	Game:	31.1%			
3-Pt. FG%	1st H:	2-6	33.3%	2nd H:	0-8	0.0%	Game:	14.3%			
F Throw %	1st H:	4-6	66.7%	2nd H:	1-5	20.0%	Game:	45.5%			

### Score by Periods

Score by Periods	1st	2nd	Total	Attendance:
San Francisco	24	11	35	21,049
Louisville	25	36	61	Ties: 1
				Lead Changes: 0

## Louisville 77, UNLV 69 Dec. 11, 2010 -- KFC Yum! Center

### Louisville 77

Player	min	FG	3FG	FT	Reb	Ast	TO	BL	ST	PF	TP
Buckles	16	0-3	0-0	0-1	3	0	1	0	0	3	0
Marra	16	0-9	0-5	0-0	4	0	1</				

# 2010-11 Box Scores

## Louisville 114, Western Kentucky 82 Dec. 22, 2010 -- Bowling Green, Ky.

### Louisville 114

Player	min	FG	3FG	FT	Reb	Ast	TO	BL	ST	PF	TP
C. Smith	30	8-12	2-3	0-0	6	1	1	0	1	1	18
Kuric	31	4-7	2-5	0-0	5	3	0	0	1	2	10
Dieng	18	4-4	0-0	0-1	4	2	1	2	2	1	8
Knowles	28	6-13	3-9	0-0	4	3	1	0	1	4	15
Siva	29	8-13	4-7	9-10	1	8	5	0	2	2	29
Goode	4	0-0	0-0	0-0	1	0	2	0	0	2	0
Buckles	19	5-6	3-3	2-2	6	4	0	0	0	2	15
Henderson	6	0-0	0-0	0-0	0	0	1	0	0	1	0
Jennings	17	3-4	0-0	2-6	5	1	2	1	0	4	8
R. Smith	11	3-5	2-3	1-3	0	2	4	0	2	3	9
Van Treese	7	1-1	0-0	0-0	2	1	0	0	0	2	2
Team					4						
Totals	200	42-65	16-30	14-22	38	25	17	3	9	24	114

Total FG% 1st H: 22-32 68.8% 2nd H: 20-33 60.6% Game: 64.6%  
 3-Pt. FG% 1st H: 10-16 62.5% 2nd H: 6-14 42.9% Game: 53.3%  
 F Throw % 1st H: 3- 4 75.0% 2nd H: 11-18 61.1% Game: 63.6%

### Western Kentucky 82

Player	min	FG	3FG	FT	Reb	Ast	TO	BL	ST	PF	TP
Kersch	31	7-15	2-7	5-5	7	1	1	0	1	3	21
Pettigrew	30	5-12	1-4	1-1	1	2	3	0	3	3	12
Dixon	26	2-24	0-0	3-8	7	2	1	1	1	1	7
Dickerson	30	0-2	0-2	2-2	1	1	2	0	0	0	2
Peters	28	1-9	0-2	4-6	4	2	3	0	0	4	6
Pattillo	26	8-10	0-0	3-6	6	4	2	0	2	2	19
McDonald	16	3-6	3-5	2-2	1	2	1	0	0	1	11
Gabbard	1	0-0	0-0	0-0	0	0	2	0	0	0	0
Crook	6	0-2	0-0	0-0	0	1	2	0	2	2	0
Anyigbo	2	0-0	0-0	0-0	0	0	0	0	0	1	0
Akol	4	2-3	0-0	0-0	1	0	0	0	0	2	4
Drane	0+	0-0	0-0	0-0	0	0	0	0	0	0	0
Team					2						
Totals	200	28-63	6-20	20-30	30	15	17	1	9	19	82

Total FG% 1st H: 11-31 35.5% 2nd H: 17-32 53.1% Game: 44.4%  
 3-Pt. FG% 1st H: 3- 8 37.5% 2nd H: 3-12 25.0% Game: 30.0%  
 F Throw % 1st H: 11-15 73.3% 2nd H: 9-15 60.0% Game: 66.7%

**Score by Periods** 1st 2nd Total      **Attendance:** 7,326  
 Western Kentucky 36 46 82      **Ties:** 1  
 Louisville 57 57 114      **Lead Changes:** 0

## Louisville 104, Morgan State 74 Dec. 27, 2010 -- KFC Yum! Center

### Louisville 104

Player	min	FG	3FG	FT	Reb	Ast	TO	BL	ST	PF	TP
C. Smith	28	4-4	0-0	2-4	4	6	3	0	1	4	10
Kuric	37	9-13	7-10	0-0	3	1	1	0	1	0	25
Dieng	14	1-3	0-0	0-0	6	1	5	1	0	2	2
Knowles	31	9-14	6-9	7-7	3	3	2	0	1	3	31
Siva	22	2-4	0-0	1-2	3	7	3	0	5	1	5
Goode	9	0-3	0-0	0-0	2	0	1	3	0	1	0
Buckles	12	2-3	2-2	0-0	6	2	5	0	1	3	6
Henderson	8	1-1	1-1	0-0	1	2	0	0	2	0	3
Jennings	17	6-11	0-0	3-4	2	0	1	0	1	2	15
R. Smith	13	2-5	1-1	0-0	1	3	0	0	1	0	5
Van Treese	9	1-2	0-0	0-0	3	0	0	0	1	2	2
Team					1						
Totals	200	37-63	17-23	13-17	35	25	21	4	14	18	104

Total FG% 1st H: 21-36 58.3% 2nd H: 16-27 59.3% Game: 58.7%  
 3-Pt. FG% 1st H: 9-12 75.0% 2nd H: 8-11 72.7% Game: 73.9%  
 F Throw % 1st H: 7-10 70.0% 2nd H: 6- 7 85.7% Game: 76.5%

### Morgan State 74

Player	min	FG	3FG	FT	Reb	Ast	TO	BL	ST	PF	TP
D. Jackson	31	8-19	5-11	1-2	2	1	5	0	4	3	22
Thompson	35	3-8	0-0	4-5	9	4	4	1	0	1	10
Stokes	18	4-5	0-0	0-2	3	1	0	0	0	1	8
Bastfield	19	1-3	0-0	3-3	4	1	2	1	0	3	5
Brooks	37	4-6	0-0	5-6	1	2	2	0	3	1	13
Johnson	5	0-1	0-0	0-0	1	0	0	1	0	1	0
Lawal	4	1-2	0-0	1-1	0	0	1	0	0	0	3
Black	19	2-7	2-4	0-0	1	2	5	0	1	3	6
J. Jackson	2	0-0	0-0	0-0	1	0	1	0	0	0	0
Ali	14	2-3	0-0	0-2	3	2	0	1	1	4	4
Banks	16	1-2	1-2	0-0	3	0	3	0	0	0	3
Team					0	1					
Totals	200	26-56	8-17	14-21	28	13	26	3	9	14	74

Total FG% 1st H: 11-23 47.8% 2nd H: 15-33 45.5% Game: 46.4%  
 3-Pt. FG% 1st H: 4- 9 44.4% 2nd H: 4- 8 50.0% Game: 47.1%  
 F Throw % 1st H: 2- 3 66.7% 2nd H: 12-18 66.7% Game: 66.7%

**Score by Periods** 1st 2nd Total      **Attendance:** 21,688  
 Morgan State 28 46 74      **Ties:** 0  
 Louisville 58 46 104      **Lead Changes:** 0

## Kentucky 78, Louisville 63 Dec. 31, 2010 -- KFC Yum! Center

### Louisville 63

Player	min	FG	3FG	FT	Reb	Ast	TO	BL	ST	PF	TP
C. Smith	33	6-8	1-1	2-5	6	4	3	0	0	3	15
Kuric	37	3-7	1-4	0-0	3	2	2	0	2	4	7
Dieng	12	2-4	0-0	0-0	4	0	1	0	0	1	4
Knowles	37	8-16	6-10	0-0	2	3	3	0	4	2	22
Siva	33	2-9	0-3	2-3	2	4	3	0	2	4	6
Henderson	0+	0-0	0-0	0-0	0	0	0	0	0	1	0
Justice	3	0-0	0-0	0-0	1	0	0	0	0	0	0
Jennings	28	4-6	0-0	1-3	4	1	1	2	1	1	9
R. Smith	5	0-1	0-0	0-0	0	0	0	0	0	1	0
Marra	11	0-3	0-2	0-0	1	0	0	1	0	1	0
Van Treese	1	0-0	0-0	0-0	0	0	0	0	0	0	0
Team					2						
Totals	200	25-54	8-20	5-11	25	14	13	3	9	18	63

Total FG% 1st H: 20-32 31.3% 2nd H: 15-22 68.2% Game: 46.3%  
 3-Pt. FG% 1st H: 3-11 27.3% 2nd H: 5- 9 55.6% Game: 40.0%  
 F Throw % 1st H: 1- 4 25.0% 2nd H: 4- 7 57.1% Game: 45.5%

### Kentucky 78

Player	min	FG	3FG	FT	Reb	Ast	TO	BL	ST	PF	TP
Jones	33	5-11	0-2	2-2	8	5	1	3	1	2	12
Harrellson	37	10-12	1-1	2-3	14	2	1	1	1	3	23
Miller	29	3-6	0-1	1-1	3	0	2	1	0	4	7
Knight	36	7-13	4-6	7-8	3	4	5	0	0	2	25
Liggins	39	1-7	0-4	0-0	4	2	4	2	4	2	2
Hood	1	0-0	0-0	0-0	0	0	0	0	0	0	0
Lamb	23	3-6	1-2	2-2	3	1	0	0	0	2	9
Vargas	2	0-2	0-0	0-0	0	0	0	0	0	0	0
Team					1						
Totals	200	29-57	6-16	14-16	36	14	13	7	6	15	78

Total FG% 1st H: 14-35 40.0% 2nd H: 15-22 68.2% Game: 50.9%  
 3-Pt. FG% 1st H: 3-11 27.3% 2nd H: 3- 5 60.0% Game: 37.5%  
 F Throw % 1st H: 4- 4 100% 2nd H: 10-12 83.3% Game: 87.5%

**Score by Periods** 1st 2nd Total      **Attendance:** 22,803  
 Kentucky 35 43 78      **Ties:** 3  
 Louisville 24 39 63      **Lead Changes:** 1

## Louisville 73, Seton Hall 54 Jan. 5, 2011 -- KFC Yum! Center

### Louisville 73

Player	min	FG	3FG	FT	Reb	Ast	TO	BL	ST	PF	TP
Goode	10	3-7	0-0	0-0	3	0	1	0	2	1	6
Kuric	14	3-4	1-2	0-0	2	0	1	0	0	3	7
Knowles	28	3-12	0-4	2-2	9	5	4	2	3	1	8
Siva	33	6-12	1-5	1-2	7	3	3	0	2	3	14
C. Smith	29	4-5	1-2	0-2	5	2	2	0	1	1	9
Dieng	19	4-6	0-0	1-3	6	1	1	5	0	0	9
Jennings	11	1-4	0-0	0-0	1	1	2	2	1	2	2
R. Smith	5	0-3	0-2	0-0	0	0	0	0	0	0	0
Marra	25	3-5	3-5	5-5	2	4	1	0	1	1	14
Van Treese	27	2-3	0-0	0-0	10	0	0	0	0	2	4
Team					1	1					
Totals	200	29-61	6-20	9-14	46	16	16	9	10	14	73

Total FG% 1st H: 15-32 46.9% 2nd H: 14-29 48.3% Game: 47.5%  
 3-Pt. FG% 1st H: 4-12 33.3% 2nd H: 2- 8 25.0% Game: 30.0%  
 F Throw % 1st H: 2- 2 100% 2nd H: 7-12 58.3% Game: 64.3%

### Seton Hall 54

Player	min	FG	3FG	FT	Reb	Ast	TO	BL	ST	PF	TP
Pope	37	2-5	0-1	3-4	6	2	3	0	0	3	7
Robinson	38	4-14	2-6	4-6	4	0	4	0	1	3	14
Lawrence	36	1-7	0-2	0-0	5	6	3	0	2	1	





# 2010-11 Box Scores

Louisville 61, DePaul 57  
Feb. 5, 2011 -- KFC Yum! Center

## Louisville 61

Player	min	FG	3FG	FT	Reb	Ass	TO	BL	ST	PF	TP
C. Smith	25	3-6	2-4	2-2	2	1	2	0	1	0	10
Van Treese	28	3-3	0-0	0-0	6	2	0	0	0	1	6
Jennings	37	5-8	0-0	0-3	8	2	2	4	0	2	10
Siva	35	0-8	0-5	6-8	3	10	1	0	1	1	6
Marra	33	2-10	2-8	0-0	8	2	3	1	2	2	6
Goode	2	0-0	0-0	0-0	0	0	0	0	0	1	0
Kuric	32	6-9	3-5	4-5	4	0	0	0	1	0	19
Henderson	3	0-1	0-1	0-0	0	0	0	0	0	0	0
Justice	3	1-2	0-0	0-0	0	0	0	0	0	1	2
R. Smith	2	1-1	0-0	0-0	1	0	3	0	1	2	2
Team					2	1					
Totals	200	21-48	7-23	12-18	34	17	12	5	6	10	61

Total FG%	1st H:	12-27	44.4%	2nd H:	9-21	42.9%	Game:	43.8%
3-Pt. FG%	1st H:	4-14	28.6%	2nd H:	3-9	33.3%	Game:	30.4%
F Throw %	1st H:	6-6	100%	2nd H:	6-12	50.0%	Game:	66.7%

## DePaul 57

Player	min	FG	3FG	FT	Reb	Ass	TO	BL	ST	PF	TP
Melvin	24	6-10	0-0	0-0	4	0	1	0	0	1	12
Faber	31	3-3	0-0	0-0	6	1	1	0	1	4	6
Kelly	34	3-11	2-9	0-0	4	4	3	0	1	2	8
Young	31	5-14	2-7	3-3	2	4	2	0	2	1	15
Drew	27	2-5	2-4	0-0	2	1	1	0	1	3	6
Bizoukas	14	0-0	0-0	0-0	1	4	0	0	0	2	0
Morgan	19	3-6	2-4	0-0	3	1	1	0	1	2	8
Freeland	20	1-3	0-0	0-1	2	0	1	0	0	2	2
McGhee	0+	0-0	0-0	0-0	0	0	1	0	0	0	0
Team					1	1					
Totals	200	23-52	8-24	3-4	25	15	12	0	6	17	57

Total FG%	1st H:	14-28	50.0%	2nd H:	9-24	42.9%	Game:	44.2%
3-Pt. FG%	1st H:	5-12	41.7%	2nd H:	3-9	33.3%	Game:	33.3%
FThrow %	1st H:	1-2	50.0%	2nd H:	2-2	100%	Game:	75.0%

Score by Periods	1st	2nd	Total	Attendance:
DePaul	34	23	57	Ties: 7
Louisville	34	27	61	Lead Changes: 9

## Quick Numbers on the Season

■ Louisville is unbeaten when shooting better from the field than its opponent (16-0).

■ Louisville has made seven or more three-point goals in 17 games this season. U of L is 11-3 when it makes more than seven three-point goals.

■ Louisville has held a rebounding advantage in 14 games, including four of the last 12 by double digits. U of L is 13-2 in those games.

■ Louisville has held its opponents below 40 percent shooting from the field on 12 occasions.

■ Louisville has handed out 15 or more assists 17 times.

■ Louisville has shot 50 percent or better from the field six times (four of the last 10 games). Only two teams have shot above 50 percent against the Cards.

■ Louisville has produced nine or more steals in 15 games. The Cardinals have committed fewer turnovers than their opponent in 13 games (11-2 record in those).

■ Louisville has made 70 percent or better of its free throws on nine occasions this season, including four of the last nine games.

## Louisville Career Double-Doubles

### Rakeem Buckles (3)

Opponent	Date	Stats
Butler (H)	11/16/10	17 pts., 11 reb.
South Alabama (H)	12/04/10	12 pts., 10 reb.
UNLV (A)	11/28/09	10 pts., 11 reb.

### Terrence Jennings (1)

Connecticut (A)	1/29/11	16 pts., 10 reb.
-----------------	---------	------------------

### Peyton Siva (1)

St. John's (H)	1/19/11	10 pts., 10 asst.
----------------	---------	-------------------

### Stephen Van Treese (1)

USF(A)	1/9/11	12 pts., 14 reb.
--------	--------	------------------