



NOTRE DAME
HOCKEY

THREE FROZEN FOUR APPEARANCES — 2008 2011 2017

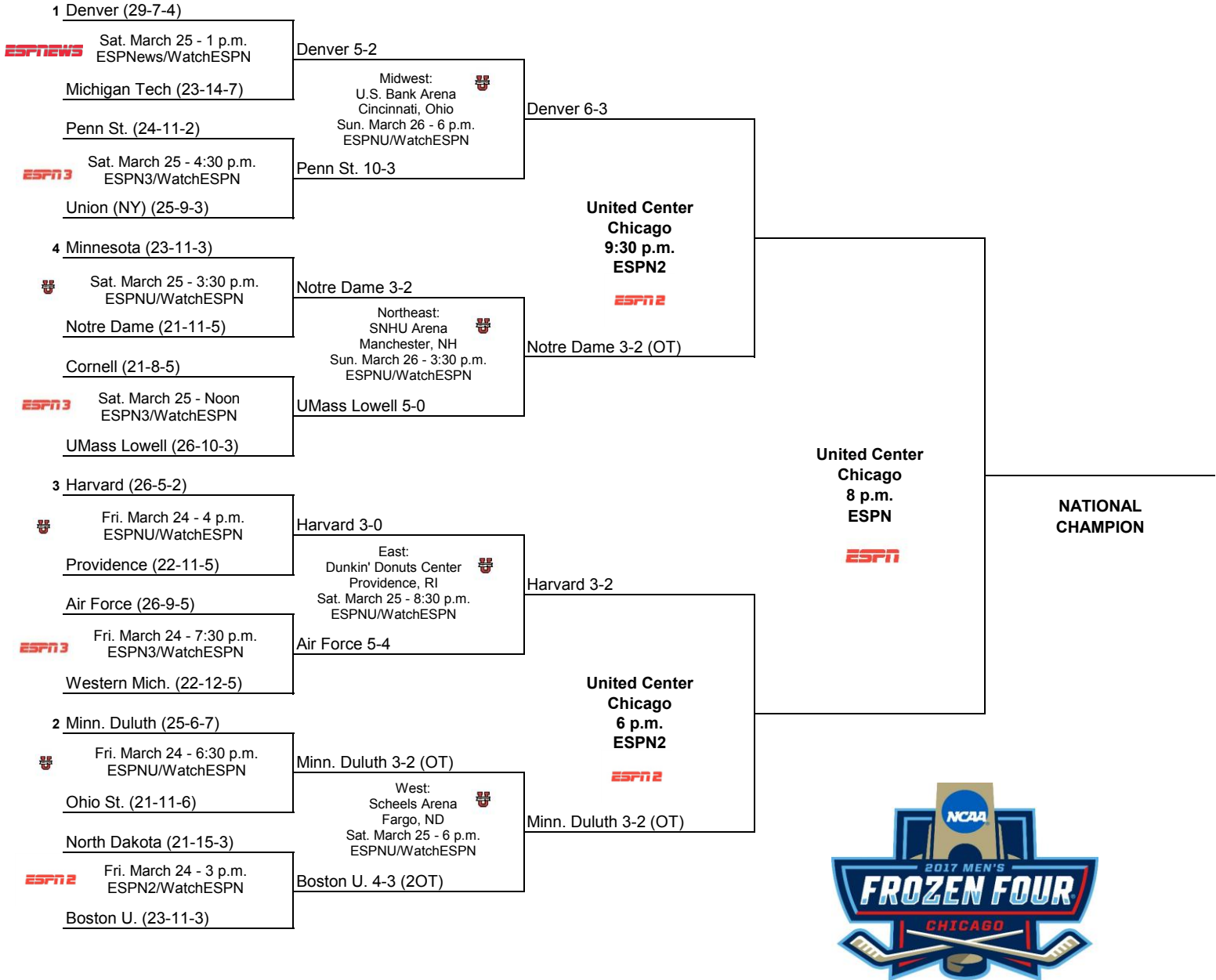


2017 NCAA Division I Men's Ice Hockey Championship

Regionals
March 24-26

Semifinals
April 6

Championship
April 8



Midwest Seeds

- 1 Denver
- 2 Union (NY)
- 3 Penn St.
- 4 Michigan Tech

Northeast Seeds

- 1 Minnesota
- 2 UMass Lowell
- 3 Cornell
- 4 Notre Dame

East Seeds

- 1 Harvard
- 2 Western Mich.
- 3 Air Force
- 4 Providence

West Seeds

- 1 Minn. Duluth
- 2 Boston U.
- 3 North Dakota
- 4 Ohio St.

All times are Eastern time.
Information subject to change.



2016-17 NOTRE DAME HOCKEY GAME NOTES

Fighting Irish Media ▶ Dan Colleran ▶ dcollera@nd.edu ▶ 574-339-9810 (c) ▶ UND.com/NDHockey

2016-17 SCHEDULE

OCTOBER

| | | |
|----|--------------------------------|-------------|
| 2 | USNTDP (Exhibition) | W, 5-1 |
| 7 | Arizona State [CSN+] | W, 9-2 |
| 8 | Arizona State | W, 4-2 |
| 14 | at #4/4 Minnesota Duluth [FCS] | L, 4-3 |
| 15 | at #4/4 Minnesota Duluth | W, 3-1 |
| 21 | Penn State [CSN+] | T, 3-3 (ot) |
| 22 | Penn State [NBCSN] | L, 3-2 (ot) |
| 27 | Connecticut * [CSN] | L, 4-2 |
| 28 | Connecticut * | W, 6-2 |

NOVEMBER

| | | |
|----|---------------------|--------|
| 12 | at Northeastern * | W, 5-2 |
| 13 | at Northeastern * | T, 0-0 |
| 17 | #5/6 UMass Lowell * | L, 4-1 |
| 18 | #5/6 UMass Lowell * | W, 4-1 |
| 25 | Holy Cross \$ | W, 5-3 |
| 26 | Clarkson \$ | L |

DECEMBER

| | | |
|----|-------------------------------|--------|
| 2 | at Massachusetts * [ASN] | L, 5-4 |
| 3 | at Massachusetts * | W, 3-0 |
| 10 | #3/4 Boston College * [NBCSN] | W, 3-2 |
| 31 | Alaska | W, 5-0 |

JANUARY

| | | |
|----|----------------------------|-------------|
| 1 | Alaska | W, 4-0 |
| 6 | Michigan Tech [NBCSN] | W, 3-1 |
| 7 | Michigan Tech [NBCSN] | L, 4-2 |
| 13 | at Merrimack * | W, 2-1 |
| 14 | at Merrimack * | L, 4-2 |
| 20 | New Hampshire * | T, 2-2 (ot) |
| 21 | New Hampshire * | W, 3-0 |
| 28 | at #11/13 Boston College * | L, 6-4 |

FEBRUARY

| | | |
|----|-----------------------------------|-------------|
| 3 | #12/13 Vermont * [NBCSN] | T, 4-4 (ot) |
| 4 | #12/13 Vermont * [NBCSN] | W, 4-1 |
| 10 | at Maine * ^ | W, 3-2 |
| 11 | at Maine * | W, 4-2 |
| 17 | #10 Providence * [NBCSN] | W, 4-1 |
| 18 | #10 Providence * [NBCSN] | T, 3-3 (ot) |
| 24 | at #5/3 Boston University * [ASN] | W, 3-1 |
| 25 | at #5/6 Boston University * | L, 4-1 |

MARCH

| | | |
|----|-------------------------------|-------------|
| 10 | #10 Providence & | W, 5-0 |
| 11 | #10 Providence & | W, 5-2 |
| 17 | #4/5 UMass Lowell % [NESN] | L, 5-1 |
| 25 | #5 Minnesota @ [ESPNU] | W, 3-2 |
| 26 | vs. #4 UMass Lowell @ [ESPNU] | W, 3-2 (ot) |

APRIL

| | | |
|---|-----------------------------------|-----------|
| 6 | vs. #1 Denver ~ [ESPN2] | 9:30 p.m. |
| 8 | vs. Harvard/Minn. Duluth ~ [ESPN] | 8:00 p.m. |

Home Games in bold

All times are subject to change and listed in ET

[denotes television coverage]

* - denotes a Hockey East game

\$ - Shillelagh Tournament (at Notre Dame, Ind.)

^ - Cross Insurance Arena (at Portland, Maine)

& - Hockey East Quarterfinals | Compton Family Ice Arena

% - Hockey East Semifinal at the TD Garden (Boston)

@ - 2017 NCAA Northeast Regional at the SNHU Arena (Manchester, N.H.)

~ - 2017 NCAA Frozen Four hosted by the University of Notre Dame and the Chicago Sports Commission at the United Center (Chicago)

2017 NCAA FROZEN FOUR



No. 4 Notre Dame Fighting Irish

(23-11-5, 12-6-4 HEA)



No. 1 Denver Pioneers

(31-7-4, 18-3-3 NCHC)

GAME 40

Matchup: No. 4 seed Notre Dame vs. No. 1 seed Denver

Date: Thursday, April 6

Time: 9:30 p.m. (ET)

Site: Chicago

Arena: United Center

Television: ESPN2

Play-by-Play: John Buccigross

Analyst: Barry Melrose

Reporter: Quint Kessenich

Live Streaming: WatchESPN

Live Radio: WZOC 94.3 FM

Play-by-Play: Darin Pritchett

Live Radio: Westwood One | Sirius/XM 84

Talent: Alex Faust, Colby Cohen & Shireen Saski

Live Updates: @NDHockey

Series History: Denver leads, 35-10-5 (50 games)

OVERVIEW

▶ With the overtime game-winning goal, Andrew Oglevie lifted the Irish to a 3-2 win against No. 2 seed UMass Lowell on Sunday, March 26, to send Notre Dame to the 2017 Frozen Four in Chicago, which the Irish are also co-hosting.

▶ Notre Dame will be playing in the Frozen Four for the third time in program history, having previously advanced to the championship

WHAT'S INSIDE

| | |
|---|-------|
| Notes | 1-7 |
| University Information & Quick Facts | 2 |
| Series History vs. Minnesota | 2 |
| Current Irish in the NHL Draft | 3 |
| National Polls & Notre Dame in the Polls | 4 |
| 2016-17 Honors & Awards | 4 |
| Roster by Major/School | 5 |
| Irish in the NHL | 6 |
| Notes | 7 |
| Notre Dame Roster & Coaching Staff | 8 |
| Geographic Breakdown | 8 |
| Head Coach Jeff Jackson | 9 |
| The Last Time ... | 10 |
| Notre Dame's Record When ... | 10 |
| 2016-17 Stats | 11-16 |
| 2016-17 Individual Game-by-Game | 17 |
| 2016-17 Box Scores | 18-27 |
| Individual Player Pages/Career Highs | 28-40 |
| Cal Petersen Notes/In The Records Book | 41-43 |
| Notre Dame's NCAA History & Box Scores | 44-47 |
| Series Histories vs. Minnesota Duluth & Harvard | 47 |
| 2017 Playoff Stats | 48 |
| 2017 NCAA Stats | 49 |

game in 2008 and to the semifinals in 2011. ▶ The win over the River Hawks followed a comeback win over No. 1 seed Minnesota in the opening round of the 2017 NCAA Northeast Regional.

▶ The Irish are now 3-1-0 in NCAA Regional Final games, including wins in 2008 (3-1 over Michigan State) and 2011 (2-1 over New Hampshire).

▶ Notre Dame is playing in the NCAA

89

Junior goaltender **Cal Petersen** has started 89 consecutive games in the Irish net dating back to a 5-1 win over Maine on Feb. 7, 2015. It is the fourth-longest streak in NCAA history (men's DI).

52

Notre Dame is out-scoring opponents 52-28 (+24) in third periods this season. The 52 third-period goals are tied for the fourth-most in the country.

7

Hobey Baker Top 10 Finalist **Anders Bjork** has seven points in three career NCAA Championship games on three goals and four assists. He was named the 2017 NCAA Northeast Regional's MOP.



NDHockey



ND_Hockey



NotreDameHockey

UNIVERSITY INFORMATION

School: University of Notre Dame
 Location: Notre Dame, IN 46556
 Founded: 1842
 Enrollment: 8,475 (undergraduate), 12,126 (total)
 Nickname: Fighting Irish
 Colors: Gold and Blue
 Affiliation: NCAA Division I
 Conference: Hockey East Association (HEA)
 President: Rev. John I. Jenkins, C.S.C. (Notre Dame '76)
 Provost: Thomas Burish
 NCAA Faculty Representative: Patricia Bellia (Harvard '91)
 Athletics Director: Jack Swarbrick (Notre Dame '76)
 Sr. Assoc. Athletic Director/Sport Administrator: Tom Nevala (Notre Dame '90)
 Ticket Office Phone: (574) 631-7356
 Home Ice (capacity): Compton Family Ice Arena (5,022)
 Charles "Lefty" Smith Rink
 Ice Surface: 200 x 90

HOCKEY STAFF INFORMATION

Head Coach: Jeff Jackson (Michigan State '78)
 Record at Notre Dame: 268-166-52 (12th season)
 Record Overall 450-218-77 (18th season)
 Hockey East Record/Years: 46-27-123 (fourth season)
 Associate Head Coach: Paul Pooley (Ohio State '84)
 Associate Coach: Andy Slaggert (Notre Dame '89)
 Volunteer Assistant Coach: Kevin Lind (Notre Dame '14)
 Coordinator of Hockey Operations: Nick Sieregij (Wisconsin-River Falls '06)
 Athletic Trainer: Kevin Ricks
 Equipment Specialist: Scott Eastman
 Strength and Conditioning: Tony Rolinski
 Senior Team Managers: Taek Lee, Meghan Thompson, Amelia Legault-Laroche
 Administrative Assistant: Sue Halasz
 Hockey Office Phone: (574) 631-3630
 Hockey Office Fax: (574) 631-4897

MEDIA RELATIONS INFORMATION

Associate Director, Athletics Communications (Hockey SID): Dan Colleran
 Office Phone: (574) 631-7519
 Cell Phone: (574) 339-9810
 Hockey Media Relations E-Mail: dcollera@nd.edu
 Compton Family Ice Arena Press Box Phone: (574) 631-4899
 Mailing Address: University of Notre Dame
 100 Compton Family Ice Arena
 Notre Dame, IN 46629
 Web Site: www.und.com/NDHockey
 Twitter: @NDHockey
 Instagram: ND_Hockey
 Facebook: facebook.com/NotreDameHockey
 Snapchat NotreDameHockey

TEAM INFORMATION

2015-16 Overall Record: 19-11-7
 2015-16 Hockey East Record/Finish 15-5-2 (3rd)
 2015-16 Postseason: Hockey East Quarterfinals
 NCAA Midwest Regional Semifinals
 Letter Winners Returning: 17 (10 forwards, 5 defensemen, 2 goaltenders)
 Letter Winners Lost: 7 (4 forwards, 2 defensemen, 1 goaltender)
 Newcomers: 8 (5 forwards, 2 defensemen, 1 goaltender)
 2016-17 Captain: Cal Petersen (C)
 2016-17 Alternate Captains: Anders Bjork (A), Jake Evans (A)
 Luke Ripley (A)
 NCAA Appearances Nine (Last: 2017)
 NCAA Frozen Four Appearances Three (2008, 2011, 2017)
 All-Americans 12 players/13 times (Last: Robbie Russo in 2015)
 Academic All-Americans Nine (Last: Peter Schneider in 2015)

Championship for the second consecutive season, the fourth time in the last five years and the ninth time in program history.

► It marks the eighth NCAA Championship appearance by the Irish under head coach Jeff Jackson, who led the Irish to those Frozen Four appearances in 2008 and 2011.

SELECT COMPANY

► Notre Dame will be playing in the Frozen Four for the third time in the last 10 years.

► The only other schools that can make that claim are North Dakota (5) and Boston College (5).

SERIES NOTABLES

► Former WCHA opponents from 1971-81, Denver and Notre Dame have played 50 times before meeting in the 2017 Frozen Four.

► The teams played to a pair of overtime ties last season, ringing in the new year with a 1-1 tie on Jan. 1, followed by a 2-2 tie on Jan. 2.

► Irish goaltender Cal Petersen was the de facto MVP of that series as he posted a 1.40 goals against average to go along with an impressive .968 save percentage (stopped 92 of 95 shots faced).

► Prior to last season, the teams had not met since a 5-2 Denver win on Oct. 11, 2008 in the Hall of Fame Game (Denver, Colo.).

► On December 8, 1972 the two teams played at Chicago Stadium, with the Pioneers posting a 5-2 win on that day (the Irish rebounded with an 8-6 home win the following night).

► It marked the only previous neutral site meeting between the two teams.

CAREER STATS VS. DENVER

| Player | GP | GA | SV% |
|-----------------|-----|--------------------------|-----|
| Jordan Gross | 2 | 0-1-1 | |
| Bobby Nardella | 2 | 0-1-1 | |
| Luke Ripley | 2 | 0-1-1 | |
| Dawson Cook | 2 | 0-0-0 | |
| Jake Evans | 2 | 0-0-0 | |
| Dennis Gilbert | 2 | 0-0-0 | |
| Jack Jenkins | 2 | 0-0-0 | |
| Dylan Malmquist | 2 | 0-0-0 | |
| Andrew Oglevie | 2 | 0-0-0 | |
| Ben Ostlie | 2 | 0-0-0 | |
| Joe Wegwerth | 2 | 0-0-0 | |
| Cal Petersen | 2-2 | GP-GS, 0-0-2, 128:34, | |
| | | 3 GA, 1.40 GAA, 92 Svs., | |
| | | .968 Sv% | |

FAMILIAR FOE

► Denver head coach Jim Montgomery's first college coaching job was as Jeff Jackson's volunteer assistant coach in 2005-06 (Jackson's first year with the Irish).

► Jackson's Lake Superior State won NCAA titles in 1992 and 1994, but was denied in the 1993 title game when Montgomery scored a hat trick against his future boss to lead Maine past the Lakers.

Series History

Notre Dame vs. Denver

Series: DU leads, 35-10-5 (50 games)
 At Notre Dame: DU leads, 11-7-1
 At Denver: DU leads, 23-3-4
 At Neutral Sites: DU leads, 1-0-0
 Overtime Wins: DU 2, ND 1
 One-Goal Wins: DU 11, ND 2
 Last Meetings: Jan. 1-2, 2016 at Denver
 Current Series Streak: Two ties

GAME-BY-GAME

| YEAR | SITE | W | L | T | SCORE |
|---------|-------------------|--------|---|---|----------|
| 1970-71 | Denver | | L | | 3-6 |
| | Denver | | L | | 2-4 |
| | Notre Dame | | L | | 3-4 |
| 1971-72 | Notre Dame | W | | | 4-2 |
| | Denver | | L | | 2-3 (ot) |
| 1972-73 | Denver | | L | | 3-4 |
| | Denver | | L | | 2-7 |
| | Denver | | L | | 3-4 |
| | Denver | | L | | 1-5 |
| | Denver | | L | | 1-3 |
| 1973-74 | Chicago, Ill. (N) | | L | | 2-5 |
| | Notre Dame | W | | | 8-6 |
| | Notre Dame | L | | | 4-6 |
| 1974-75 | Notre Dame | W | | | 4-3 (ot) |
| | Denver | L | | | 5-6 (ot) |
| | Denver | L | | | 2-4 |
| 1975-76 | Notre Dame | W | | | 5-3 |
| | Notre Dame | L | | | 4-7 |
| | Denver | L | | | 3-5 |
| 1976-77 | Denver | W | | | 4-0 |
| | Notre Dame | W | | | 5-2 |
| | Notre Dame | L | | | 1-4 |
| 1977-78 | Denver | L | | | 2-3 |
| | Denver | W | | | 4-2 |
| | Denver | L | | | 3-6 |
| 1978-79 | Denver | L | | | 3-4 |
| | Notre Dame | L | | | 5-6 |
| | Notre Dame | L | | | 4-7 |
| 1979-80 | Notre Dame | L | | | 4-6 |
| | Notre Dame | L | | | 3-5 |
| | Notre Dame | L | | | 5-6 |
| 1980-81 | Notre Dame | L | | | 4-9 |
| | Notre Dame | L | | | 1-6 |
| | Denver | L | | | 1-6 |
| 1992-93 | Denver | L | | | 1-6 |
| | 1999-00 | Denver | | T | 3-3 (ot) |
| | 2005-06 | Denver | L | | 3-6 |
| 2007-08 | Notre Dame | W | | | 4-3 |
| | Notre Dame | L | | | 1-3 |
| | Notre Dame | L | | | 2-5 |
| 2015-16 | Denver | | T | | 1-1 |
| | Denver | | T | | 2-2 |

SERIES SCORING TOTAL AVERAGE

| Team | Points | Average |
|------------|--------|---------|
| Notre Dame | 153 | 3.06 |
| Denver | 220 | 4.40 |

SERIES RECORDS

ND Most Goals (Game): 8, in 1972-73 (W, 8-6)
 ND Widest Margin: 4, in 1974-75 (W, 4-0)
 DU Most Goals (Game): 9, in 1980-81 (W, 9-4)
 DU Widest Margin: 6, in 1977-78 (W, 8-2 & W, 7-1)
 High-Scoring Game: 14, in 1972-73 (ND W, 8-6)
 Low-Scoring Game: 2, in 2015-16
 Longest ND Win Streak: 2 games (1974-76)
 Longest DU Win Streak: 8 games (1978-93)
 Shutouts By: ND 1 (1974-75), DU 0

BY THE NUMBERS (national rank/60)

| Category | DU | ND |
|--------------|-----------|-----------|
| Goals/game | 3.40 (8) | 3.26 (13) |
| GAA/game | 1.83 (10) | 2.23 (8) |
| Power Play % | 21.7 (8) | 18.0 (34) |
| PK % | 84.6 (13) | 85.4 (12) |
| PIM/game | 10.1 (55) | 10.7 (52) |

HOW WE GOT HERE: COMEBACK KIDS

- ▶ The Irish erased deficits against both No. 1 seed Minnesota and No. 2 seed UMass Lowell to post back-to-back 3-2 victories.
- ▶ In the combined 12 regional semifinal and regional final games leading to the Frozen Four, Notre Dame was the only team to trail in the second period or later and post a win -- and the Irish did it twice.
- ▶ Against Minnesota in the first round, the Irish erased a two-goal deficit, marking the third time this season the Irish rallied from two goals down to win (Dec. 10 vs. Boston College and Feb. 11 at Maine).

NOTRE DAME 3, UMASS LOWELL 2

- ▶ Sophomore Andrew Oglevie will be hard-pressed to ever score a more important goal as his blast from just outside the crease at 2:44 of the first overtime gave Notre Dame a 3-2 victory over UMass Lowell in the Northeast Regional Final at the SNHU Center.
- ▶ Freshman forward Cam Morrison scored a pair of goals (his first career two-goal game) and junior forward Anders Bjork had the primary assist on all three Notre Dame goals.
- ▶ After John Edwardh gave UMass Lowell a lead early in the third, Morrison's tally at 14:42 of the third tied the game at 2-2, paving the way for Oglevie's overtime heroics.
- ▶ Junior goalie Cal Petersen registered 27 saves.
- ▶ Notre Dame's penalty kill was a key to keeping the game tied through 40 minutes of play as the Irish blanked the River Hawks on the three power-play chances they had in the second period.

▶ The win was Notre Dame's first overtime win since defeating Miami 3-2 on December 28, 2014, in the first round of the Florida College Hockey Classic in Estero, Florida.

▶ After the win, Anders Bjork was named the Northeast Regional's Most Outstanding Player, and was joined on the All-Tournament team by Andrew Oglevie, Jordan Gross and Cal Petersen.

NOTRE DAME 3, MINNESOTA 2

- ▶ Trailing 2-0 midway through the NCAA Championship first round game versus Minnesota, the Irish scored three straight goals to down the Gophers, 3-2 (March 25).
- ▶ Andrew Oglevie got the Irish on the board at 14:39 of the second and then Anders Bjork

tied it up at 2-2 just 54 seconds later.

- ▶ Bjork's second goal of the game, scored on the power play at 8:42 of the third, proved to be the game winner.
- ▶ It was Bjork's sixth game-winning goal of the season, which is tied for third-most in the country.
- ▶ Bjork's two-goal game was his seventh two-goal game of the season.
- ▶ Jake Evans added a pair of assists, while goaltender Cal Petersen picked up an assist and made 31 saves.
- ▶ It marked the third time this season the Irish rallied from two goals down to win (Dec. 10 vs. Boston College and at Maine on Feb. 11).
- ▶ Notre Dame finished 1-for-2 on the power play, while Minnesota was 1-for-5, including an

0-for-2 mark in the third period.

AN IRISH WIN WOULD...

- ▶ Send Notre Dame to the NCAA Championship game for the second time (2008).
- ▶ Send coach Jackson to the NCAA Championship game for the fifth time as a head coach (three with Lake Superior State).
- ▶ Be Notre Dame's 24th victory of the season, the most since going 25-13-3 in 2012-13.
- ▶ Likely give Cal Petersen his 56th career victory, third most in the Irish records book.

NOTRE DAME IN THE NCAA TOURNAMENT

- ▶ The Fighting Irish are making their ninth all-time appearance in the NCAA Championship field, including their seventh since 2008.
- ▶ Notre Dame is now 8-8-0 all-time in NCAA

Current Irish in the National Hockey League Draft



Connor Hurley

2013 | Second Round | 38th Overall
Buffalo Sabres



Cal Petersen

2013 | Fifth Round | 129th Overall
Buffalo Sabres



Anders Bjork

2014 | Fifth Round | 146th Overall
Boston Bruins




Jake Evans

2014 | Seventh Round | 207th Overall
Montreal Canadiens



Joe Wegwerth

2014 | Fourth Round | 92nd Overall
Florida Panthers



Dennis Gilbert

2015 | Third Round | 91st Overall
Chicago Blackhawks



Cam Morrison

2016 | Second Round | 40th Overall
Colorado Avalanche



Andrew Peeke

2016 | Second Round | 34th Overall
Columbus Blue Jackets



USCHO.com Division I Men's Poll (March 20, 2017)

| Rk. Team (1st-place votes) | Record | Points | Last Wk. |
|----------------------------|----------------|------------|-----------|
| 1. Denver (24) | 29-7-4 | 958 | 1 |
| 2. Harvard (18) | 26-5-2 | 952 | 2 |
| 3. Minnesota Duluth (8) | 25-6-7 | 933 | 3 |
| 4. Massachusetts Lowell | 26-10-3 | 842 | 4 |
| 5. Minnesota | 23-11-3 | 785 | 5 |
| 6. Boston University | 23-11-3 | 688 | 7 |
| 7. Union | 25-9-3 | 684 | 6 |
| 8. Western Michigan | 22-12-5 | 649 | 8 |
| 9. Cornell | 21-8-5 | 602 | 9 |
| 10. North Dakota | 21-15-3 | 542 | 11 |
| 11. Penn State | 24-11-2 | 506 | 15 |
| 12. Notre Dame | 21-11-5 | 481 | 10 |
| 13. Providence | 22-11-5 | 382 | 12 |
| 14. Ohio State | 21-11-6 | 341 | 13 |
| 15. Air Force | 26-9-5 | 319 | 17 |
| 16. Boston College | 21-15-4 | 278 | 14 |
| 17. Wisconsin | 20-15-1 | 170 | 18 |
| 18. Vermont | 20-13-5 | 134 | 16 |
| 19. Michigan Tech | 23-14-7 | 118 | NR |
| 20. Quinnipiac | 23-15-2 | 64 | 19 |

Others receiving votes: Omaha 21, Robert Morris 15, Bowling Green 9, St. Lawrence 9, Canisius 8, Bemidji State 3, Minnesota State 3, Northeastern 2, St. Cloud State 2.

USA Today/USA Hockey Magazine College Hockey Poll (March 27, 2017)

| Rk. Team, Points (1st-place votes) | Last Week | Record |
|---|-----------|----------------|
| 1. University of Denver, 501 (25) | 1 | 31-7-4 |
| 2. Harvard University, 475 (9) | 2 | 28-5-2 |
| 3. Minnesota Duluth, 453 | 3 | 27-6-7 |
| 4. University of Notre Dame, 381 | 12 | 23-11-5 |
| 5. UMass Lowell, 373 | 4 | 27-11-3 |
| 6. Boston University, 333 | 6 | 24-12-3 |
| 7. University of Minnesota, 288 | 5 | 23-12-3 |
| 8. Penn State University, 264 | 11 | 25-12-2 |
| 9. University of North Dakota, 209 | 10 | 21-16-3 |
| 10. Air Force Academy, 164 | 15 | 27-10-5 |
| 11. Union College, 152 | 7 | 25-10-3 |
| 12. Western Michigan, 139 | 8 | 22-13-5 |
| 13. Cornell University, 114 | 9 | 21-9-5 |
| 14. Ohio State University, 106 | 14 | 21-12-6 |
| 15. Providence College, 105 | 13 | 22-12-5 |

Others Receiving Votes: Michigan Tech University, 9; St. Lawrence University, 9; University of Wisconsin, 4; Boston College, 1.

Notre Dame in the Polls

| Date | USCHO.com | USAToday |
|-----------|-----------|----------|
| Preseason | 9 | 8 |
| Oct. 10 | 5 | 6 |
| Oct. 17 | 3 | 4 |
| Oct. 24 | 7 | 6 |
| Oct. 31 | 9 | 9 |
| Nov. 7 | 9 | 9 |
| Nov. 14 | 9 | 9 |
| Nov. 21 | 12 | 11 |
| Nov. 28 | 12 | 12 |
| Dec. 5 | 14 | 13 |
| Dec. 12 | 12 | 14 |
| Dec. 19 | 12 | 12 |
| Jan. 2 | 12 | 12 |
| Jan. 9 | 13 | 13 |
| Jan. 16 | 14 | 15 |
| Jan. 23 | 15 | 15 |
| Jan. 30 | 17 | RV |
| Feb. 6 | 16 | RV |
| Feb. 13 | 15 | RV |
| Feb. 20 | 13 | 14 |
| Feb. 27 | 12 | 12 |
| March 6 | 12 | 12 |
| March 13 | 10 | 9 |
| March 20 | 12 | 12 |
| March 27 | n/a | 4 |

► Prior to Oct. 10-17 of this season, the last time the Irish had reached the top five in the polls was on Nov. 11, 2013 (No. 4 in USCHO.com and No. 3 in the USA Today/USA Hockey Magazine).

Championship games (8-7-0 under head coach Jeff Jackson).

► The Irish are 5-2 all-time as a No. 4 seed in the NCAA tournament (5-1 under Jeff Jackson).

2004 - Midwest Regional (at Grand Rapids, Mich.)

L - Minnesota 5, (4) Notre Dame 2

2007 - Midwest Regional (at Grand Rapids, Mich.)

W - (1) Notre Dame 3, Alabama-Huntsville 2 (2 OT)

L - Michigan State, 2 Notre Dame 1

2008 - West Regional (at Colorado Springs, Colo.)

W - (4) Notre Dame 7, New Hampshire 3

W - Notre Dame 3, Michigan State 1

2008 - NCAA Frozen Four (at Denver, Colo.)

W - Notre Dame 5, Michigan 4 (OT)

L - Boston College 4, Notre Dame 1

2009 - Midwest Regional (at Grand Rapids, Mich.)

L - Bemidji State 5, (1) Notre Dame 1

2011 - Northeast Regional (at Manchester, N.H.)

W - (3) Notre Dame 4, Merrimack 3 (OT)

W - Notre Dame 2, New Hampshire 1

2011 - NCAA Frozen Four (at St. Paul, Minn.)

L - Minnesota Duluth 4, Notre Dame 3

2013 - Midwest Regional (at Toledo, Ohio)

L - St. Cloud State 4, (1) Notre Dame 1

2014 - West Regional (at St. Paul, Minn.)

L - St. Cloud State 4, (2) Notre Dame 3 (OT)

2016 - Midwest Regional (at Cincinnati, Ohio)

L - Michigan 3, (3) Notre Dame 2 (OT)

2017 - Northeast Regional (at Manchester, N.H.)

W - (4) Notre Dame 3, (1) Minnesota 2

W - (4) Notre Dame 3, (2) UMass Lowell 2 (OT)

ND IN THE PLAYOFFS UNDER JACKSON

► Notre Dame is 34-27-0 in playoff games under 12th-year head coach Jeff Jackson, including trips to the Frozen Four in 2008, 2011 and 2017.

| | |
|------------------|----------------|
| Hockey East: | 8-8-0 |
| CCHA: | 18-12-0 |
| NCAA Tournament: | 8-7-0 |
| Total: | 34-27-0 |

JACKSON IN THE NCAA TOURNAMENT

► In addition to leading Notre Dame to eight NCAA Championship appearances and three Frozen Fours, Jeff Jackson coached at Lake Superior State from 1990-96, leading the Lakers to six NCAA appearances and two national titles.

► Jackson's 14 appearances are the second-most by a 2017 NCAA tournament coach, trailing Don Lucia's 18.

► Jackson led Lake Superior State to NCAA titles in 1992 and 1994, while also leading the Lakers to a championship game appearance in 1993.

► Jackson and Lucia are also the only head coaches in the 2017 NCAA field with multiple national championships.

► Jackson is also one of 10 finalists for the 2017 Spencer Penrose Award, which recognizes the NCAA Division I Men's Hockey Coach of the Year.

2016-17 Honors

Anders Bjork

- Hobey Baker Top Ten Finalist (March 15)
- Hockey Humanitarian Award Finalist (Feb. 2)
- Hockey East First Team All-Star (March 16)
- NCAA Northeast Regional MOP & All-Tournament Team (March 26)
- Hockey East ROTC Three Stars Award
- Hockey East Player of the Month (Nov. 2)
- 3x Hockey East Player of the Week (Oct. 10, Dec. 12, March 27)
- 2016 Shillelagh Tournament All-Tournament Team (Nov. 26)
- 3x Hockey East Honor Roll (Oct. 31, Nov. 28, Feb. 20)

Tory Dello

- 2016 Shillelagh Tournament All-Tournament Team (Nov. 26)

Jake Evans

- 3x Hockey East Honor Roll (Dec. 5, Jan. 23, Feb. 27)

Dennis Gilbert

- Hockey East Third Team All-Star (March 16)
- Hockey East Best Defensive Defenseman (March 15)
- Hockey East Player of the Week (Jan. 13)

Jordan Gross

- NCAA Northeast Regional All-Tournament Team (March 26)
- Hockey East Honorable Mention All-Star (March 16)
- Hockey East Honor Roll (Jan. 2)

Cam Morrison

- Hockey East Rookie of the Week (March 27)
- 2x Hockey East Honor Roll (Jan. 2, March 13)

Bobby Nardella

- 2x Hockey East Honor Roll (Oct. 10, Nov. 21)

Andrew Oglevie

- NCAA Northeast Regional All-Tournament Team (March 26)
- 6x Hockey East Honor Roll (Oct. 17, Jan. 16, Jan. 30, Feb. 6, Feb. 13, March 13)

Andrew Peeke

- Hockey East All-Rookie Team (March 15)
- 2x Hockey East Honor Roll (Jan. 9, Jan. 23)

Cal Petersen

- Hockey East First Team All-Star (March 16)
- Named a Mike Richter Award Finalist (March 9)
- Vote For Hobey Baker Candidate (Jan. 30)
- NCAA Northeast Regional All-Tournament Team (March 26)
- 3x Hockey East Defensive Player of the Week (Jan. 2, Feb. 20, March 13)
- 6x Hockey East Honor Roll (Oct. 17, Nov. 21, Jan. 16, Jan. 23, Feb. 6, Feb. 27)
- ASN National Player of the Week (Jan. 23)

Notre Dame

- Hockey East Charlie Holt Team Sportsmanship Award

MANCHESTER MAGIC

- ▶ The Irish have been sent to the Northeast Regional in Manchester, New Hampshire twice and on both occasions, the Irish have advanced to the Frozen Four.
- ▶ Notre Dame’s run to the 2011 Frozen Four in St. Paul, Minnesota, started at the Northeast Regional in Manchester, New Hampshire, in what was then called the Verizon Wireless Arena.
- ▶ In the opening round, the Irish defeated Merrimack, 3-2, on an Anders Lee goal scored at 5:18 of overtime.
- ▶ Then in the Northeast Regional Final, Notre Dame downed New Hampshire, 2-1, to advance to the Frozen Four for the second time in program history.
- ▶ Mike Johnson made 37 saves in the regional final, while Stephen Johns and Billy Maday scored for the Irish.
- ▶ Johnson was named the 2011 Northeast Regional’s Most Outstanding Player.

THREE FOR FORTY

- ▶ Notre Dame now has three 40-point scorers this season including Anders Bjork (21-31-52), Andrew Oglevie (21-20-41) and Jake Evans (13-28-41).
- ▶ Bjork, Oglevie and Evans are the highest scoring trio of teammates in the 2017 Frozen Four (134 points).
- ▶ The Irish are one of six teams with at least three 40-point scorers (Northeastern, Union, Robert Morris, Ohio State and Harvard).

CHICAGO CONNECTIONS

- ▶ Three Notre Dame players hail from Illinois, including freshman Tory Dello (Crystal Lake) and sophomores Jack Jenkins (Lake Bluff), and Bobby Nardella (Rosemont).
- ▶ Dello played for the Chicago Mission (2010-13).
- ▶ Jenkins played with the Chicago Young Americans organization from 2009-12.
- ▶ Bobby Nardella played with the Chicago Mission from 2010-13.
- ▶ Sophomore defenseman Dennis Gilbert was selected in the third round (91st overall) by the Chicago Blackhawks in the 2015 NHL Entry Draft.
- ▶ Gilbert also played for the Chicago Steel (USHL) in 2014-15.
- ▶ Cal Petersen played for the Chicago Young Americans from 2010-12.
- ▶ Anders Bjork played for the Chicago Mission from 2010-12.
- ▶ Cale Morris played for the Chicago Steel (USHL) from 2013-15.
- ▶ Former Irish forward Vinnie Hinostroza (2013-15) is in his second professional season with Chicago and he has played 48 games for the Blackhawks this season (6-8-14).
- ▶ Current Blackhawks Vice President and

General Manager Stan Bowman is a 1995 University of Notre Dame graduate.

- ▶ The Blackhawks opened training camp at Notre Dame in 2013, 2014 and 2015.

AGAINST THE 2017 TOURNAMENT FIELD

- ▶ The Irish are 9-6-2 against the NCAA Championship field, including games against Minnesota Duluth (1-1-0), Penn State (0-1-1), UMass Lowell (2-2-0), Michigan Tech (1-1-0), Providence College (3-0-1), Boston University (1-1-0) and Minnesota (1-0-0).

ONE OF A KIND

- ▶ The University of Notre Dame was the only institution to earn spots in the 2017 NCAA Championship brackets for men’s basketball, women’s basketball and men’s ice hockey.
- ▶ Notre Dame, Minnesota and Providence are the only three programs to make both the 2017 men’s basketball and 2017 men’s ice hockey brackets.

BJORK NAMED TO HOBEY TOP TEN

- ▶ Junior forward Anders Bjork was named one of the 10 finalists for the 2017 Hobey Baker Award, becoming just the third player in program history to be named a top-10 finalist (he joins forward Dave Poulin in 1982 and goaltender David Brown, who made the top 10 and finished as the runner-up in 2007).
- ▶ Bjork, who is one of five finalists for the 2017 Hockey Humanitarian Award, is just the second player to be a top-10 finalist for the Hobey Baker Memorial Award and a finalists for the Hockey Humanitarian Award in the same season (joining Cody Reichard of Miami in 2012).

PETERSEN RANKS

| Category | Hockey East | NCAA |
|---------------------|-------------|-------|
| GAA (.213) | 3 | 13 |
| Save % (.929) | 1 | 8 |
| Shutouts (6) | 1 | T-1 |
| Wins (23) | 2 | T-6 |
| Games Started (39)* | T-1st | T-1st |
| Saves (1,065) | 2nd | 2nd |

**- Petersen’s 40th start would take over the outright NCAA lead.*

RICHTER FINALIST

- ▶ Cal Petersen was named one of 10 semifinalists for the 2017 Mike Richter Award, which was announced by *Let’s Play Hockey* and the Herb Brooks Foundation (March 9).
- ▶ He was then named one of five finalists for the award on March 23.
- ▶ The Mike Richter Award has been presented annually since 2014 to the most outstanding goaltender in NCAA men’s hockey.
- ▶ Petersen has been a nominee for the Mike

**2016-17 Roster
By School and/or Major**

Marketing (Mendoza College of Business)

- Anders Bjork (Jr.)
- Bo Brauer (Jr.)
- Dawson Cook (Jr.)

Finance (Mendoza College of Business)

- Tony Bretzman (Jr.)
- Luke Ripley (Jr.)
- Jack Jenkins (So.)
- Dylan Malmquist (So.)

Management Consulting (Mendoza College of Business)

- Jake Evans (Jr.)
- Jordan Gross (Jr.)
- Ben Ostlie (Sr.)
- Cal Petersen (Jr.)

Political Science (College of Arts & Letters)

- Dennis Gilbert (So.)
- Connor Hurley (Jr.)
- Bobby Nardella (So.)
- Andrew Oglevie (So.)
- Joe Wegwerth (So.)

Finance & Economics (double major)

- Chad Katunar (Jr.)

Economics & Chinese (double major)

- Peter Mark (Jr.)

First Year of Studies

- Cal Burke (Fr.)
- Tory Dello (Fr.)
- Felix Holmberg (Fr.)
- Cale Morris (Fr.)
- Cam Morrison (Fr.)
- Luke Novak (Fr.)
- Mike O’Leary (Fr.)
- Andrew Peeke (Fr.)

Richter Award in each of his three seasons with the Fighting Irish.

IRISH STREAKS AND TRENDS

- ▶ Dating back to Dec. 2, Andrew Oglevie has registered at least one point in 21 of Notre Dame’s last 25 games (15-11-26).
- ▶ Oglevie also has a two-game point streak (2-0-0).
- ▶ Dating back to Dec. 2, Jake Evans has notched at least one point in 21 of Notre Dame’s last 25 games (10-19-29).
- ▶ Evans also has a two-game point streak (0-3-3).
- ▶ The Irish are 14-5-2 since returning from break (Dec. 31) and 9-2-1 over their last 12 games.
- ▶ Anders Bjork is the top-scoring player in the 2017 Frozen Four with 52 points on the season (21-31-52).
- ▶ Bjork has a two-game point streak (2-3-5).

NHL ALUMNI REPORT



IRISH IN THE NHL

- ▶ Ten former Notre Dame hockey players have played in the NHL this season, including several stretches where eight were in the league at the same time, marking the first time in program history when eight former players were on active NHL rosters at the same time.
- ▶ Ten is the single-season record for most former Irish players skating in the NHL during a season (nine was the previous high in 2011-12).
- ▶ The 10 alums in the NHL rank eighth among all colleges this season and second among Frozen Four teams (Denver has had 11).
- ▶ On March 7, Robbie Russo (Detroit) and T.J. Tynan (Columbus) made their NHL debuts, becoming the 15th and 16th former Irish players under Jeff Jackson to play in the NHL.
- ▶ Russo and Tynan also became the 29th and 30th players in program history to reach the NHL.
- ▶ Vinnie Hinostroza scored his first career goal and added his first two career assists in Chicago's 4-3 overtime win against Vancouver (Nov. 19).
- ▶ Bryan Rust notched his first career hat trick in Pittsburgh's 8-5 win over Ottawa (Dec. 5), including a penalty shot goal (Ian Cole also had two assists in that victory).
- ▶ Rust became the third former Irish player to record an NHL hat trick, joining Palmieri (1) and Dave Poulin (5).

2016-17 NHL Stats (as of March 29)

- Ian Cole, Pittsburgh: 75 GP, 5-19-24
- Eric Condra, Tampa Bay: 13 GP, 0-0-0
- Vinnie Hinostroza, Chicago: 48 GP, 6-8-14
- Stephen Johns, Dallas: 58 GP, 4-6-10
- Anders Lee, New York Islanders: 74 GP, 28-17-45
- Kyle Palmieri, New Jersey: 74 GP, 25-25-50
- Bryan Rust, Pittsburgh: 52 GP, 12-13-25
- Riley Sheahan, Detroit: 74 GP, 0-10-10
- Robbie Russo, Detroit: 13 GP, 0-0-0
- T.J. Tynan, Columbus: 3 GP, 0-0-0

▶ Cam Morrison has a two-game point streak (2-1-3) and the reigning Hockey East Rookie of the week has notched six points (3-3-6) in Notre Dame's five playoff games.

BJORK A HUMANITARIAN FINALIST

- ▶ Junior forward Anders Bjork was selected as one of the five finalists for the 2017 Hockey Humanitarian award, which is presented annually to college hockey's finest citizen for leadership in community service.
- ▶ Bjork was announced as one of 15 nominees for the award on Jan. 19 and then on Feb. 2, the committee announced the five finalists including, Bjork, Collin Delia (Merrimack), Danny Divis and Justin McKenzie (St. Michael's), David Goodwin (Penn State) and Mike Nervick (Quinnipiac).
- ▶ Bjork spends a lot of time volunteering in the community, especially with a third grade class just a few blocks south of campus at the Perley Fine Arts Academy in South Bend.

BJORK PLAYING LEAD ROLE

- ▶ Junior forward Anders Bjork, a 2014 fifth-round pick by Boston, is one of the country's leading scorers with 21 goals and 31 assists for 52 points.
- ▶ The Irish are 22-5-2 when Bjork registers at least one point (1-6-3 when he does not and is in the lineup, 0-0-1 when he is out of the lineup).
- ▶ The Irish are 11-3-0 when he scores at least one goal.
- ▶ Bjork has posted 16 multi-point games this season, including four-point games against Arizona State (Oct. 8) and UConn (Oct. 28).
- ▶ Bjork became the first Irish player to reach the 50-point plateau since 2010-11, when T.J. Tynan had 54 points.
- ▶ Bjork reached the 25-point plateau in his 15th game of the season, marking the fastest any Notre Dame player has reach 25 points in the coach Jackson era (and dating back to at least 2001-02).
- ▶ Bjork notched the 100th point of his Irish career with an assist versus Providence (Feb. 18), becoming the 51st player in program history to reach 100-career points.
- ▶ Bjork became the first player to reach 100 points since Mario Lucia accomplished the feat last season and he is the first junior to do so since T.J. Tynan and Anders Lee in 2013.
- ▶ Bjork, who is part of the fourth father-son duo to play at Notre Dame, joins his father, Kirt, as the first father-son tandem to each register 100-career points at Notre Dame (Kirt was a 1983 All-American who totaled 161 points on 76 goals and 85 assists).

BJORK RANKS

| Category | HEA Rank | NCAA Rank |
|-------------------|----------|-----------|
| Goals (21) | t-6th | t-14th |
| Assists (31) | 7th | 14th |
| Points (52) | t-4th | t-9th |
| GWG (6) | t-2nd | t-4th |
| Pts./game (1.37) | 5th | 11th |
| ES Pts. (34) | 1st | 4th |
| ES Pts./gm (0.89) | 2nd | 6th |

IRON MAN CAL

▶ Cal Petersen has started 89 consecutive games in the Notre Dame net, dating back to a 5-1 win at Maine on Feb. 7, 2015.

Consecutive Goaltender Starts (NCAA DI)

| | |
|--|-----|
| 1. Ben Scrivens, Cornell (2007-10) | 104 |
| 2. David McKee, Cornell (2004-06) | 102 |
| 3. Andrew Volkening, Air Force (2007-10) | 97 |
| 4. Cal Petersen, Notre Dame (2014 -) 89 | |
| 5. John Muse, Boston College (2008-09) | 81 |
| 6. Andy Illes, Cornell (2011-14) | 80 |
| 7. Dan Murphy, Clarkson (1994-98) | 80 |
| 8. John Lothrub, Minnesota (1964-66) | 78 |
| 9. Joe Cannata, Merrimack (2009-12) | 77 |
| 10. Brant Nicklin, M. Duluth (1996-98) | 76 |

▶ Petersen has appeared in 90 straight games, dating back to a 4-4 tie at Maine on Feb. 6, 2015, which ranks fifth in the NCAA DI records book (see page 43).

OGLEVIE ON THE OFFENSIVE

- ▶ Sophomore forward Andrew Oglevie has 41 points (21-20-41) in 39 games.
- ▶ Oglevie's 41 points rank tied for 10th in Hockey East and his 21 goals are tied for sixth in the league.
- ▶ Last season as a freshman, Oglevie totalled nine points (5-4-9) in 31 games.
- ▶ Oglevie's offensive production has been boosted by increased time on the power play, where he has scored five goals and added 10 assists for 15 points.
- ▶ Oglevie notched his first career shorthanded goal at Boston College (Jan. 28).
- ▶ He netted his first career overtime winner in Notre Dame's 3-2 comeback win over UMass Lowell in the NCAA Northeast Regional Final (March 26).
- ▶ That goal against the River Hawks was his third of the season and the fifth of his career.

SECOND AND THIRD PERIOD SURGES

- ▶ This season, Notre Dame is out scoring opponents by a 45-29 margin (+16) in the second period and by a 52-28 (+24) margin in the third period.
- ▶ Notre Dame's 52 third-period goals rank tied for fourth in the country.
- ▶ The Fighting Irish are averaging 1.37 goals

per third period, which is tied for fourth in the country (Notre Dame has played only 38 third periods this season due to the shortened game at Northeastern on Nov. 13).

PETERSEN'S SHUTOUT STREAK

► From Dec. 10 - Jan. 6, Cal Petersen went 207:10 without allowing a goal, including back-to-back shutouts of Alaska (Dec. 31 - Jan. 1).

► That stretch is the second-longest shutout streak in program history.

1. Steven Summerhays -- 231:50

(Feb. 14 - March 1, 2014);

2. Cal Petersen -- 207:10

(Dec. 10, 2016 - Jan. 6, 2017)

3. David Brown -- 193:27

(Oct. 17-Nov. 8, 2003)

► The back-to-back shutouts over Alaska were Notre Dame's first consecutive shutouts since a home series against Boston University on February 21-22, 2014 (Steven Summerhays played game one in net and then Summerhays and Joe Rogers played in game two).

JACKSON REACHES 250 & 450

► In the midst of his 12th season behind the Irish bench, head coach Jeff Jackson notched his 250th career win with Notre Dame in the 5-2 victory at Northeastern on Nov. 12. (now 268-166-52).

► Only Charles "Lefty" Smith has more wins as Notre Dame's head coach (307-320-31).

► Jackson then notched his 450th career win in the NCAA Northeast Regional Final win over UMass Lowell (March 26).

YOUTH MOVEMENT

► Entering the Frozen Four, the Irish have the youngest average age of the four teams at 21.25 (Harvard is 21.57, Denver 22.15 and Minnesota Duluth 22.23).

► According to research by College Hockey Inc., Notre Dame is the third-youngest team in college hockey this season (as of Oct. 1, 2016):

Boston College -- 20 years, 49 days

Boston University -- 20 years, 108 days

Notre Dame -- 20 years, 272 days

► Freshman forward Cam Morrison (born in August of 1998) is the fifth-youngest player in NCAA Division I men's college hockey this season.

► Notre Dame is tied with North Dakota for smallest senior classes (2) amongst teams in the 2017 NCAA Tournament.

TOP MARKS IN THE COUNTRY

► Released on Nov. 15, the Irish rank third in NCAA Div. I hockey in the Graduation Success Rate (GSR) with a score of 94 (Bowling Green is

first with 100, followed by Air Force at 96).

► Notre Dame also ranks first in NCAA Div. I hockey in the Federal Rate (measured by the federal government in its Department of Education report) with a score of 82.

► Miami is second in the Federal Rate with a score of 79.

► The University of Notre Dame has claimed a share of the 2016 national championship for graduating student-athletes in all sports--in the process posting the top NCAA Graduation Success Rate (GSR) figure (98) for its student-athletes for the 10th straight year.

IN OVERTIME

► The Irish are 1-1-4 in overtime this season, with an overtime tie and an overtime loss coming against Penn State (Oct. 21-22), a tie versus New Hampshire (Jan. 20), a comeback tie versus Vermont (Feb. 3) and a 3-3 tie versus Providence (Feb. 18).

► The overtime win came over UMass Lowell in the NCAA Northeast Regional Final (March 26).

► Two players on the current roster have overtime, game-winning goals:

► Jake Evans in a 3-2 win vs. Miami on Dec. 28, 2014 in the Florida College Hockey Classic and Andrew Oglevie in a 3-2 win over UMass Lowell in the 2017 NCAA Northeast Regional Final (March 26).

SHORTENED SERIES FINALE AT NU

► On Sunday, Nov. 13, with Notre Dame and Northeastern tied 0-0 after two periods of play at Matthews Arena, the game was suspended when a broken down Zamponi led to unsafe ice conditions at Matthews Arena.

► The game was then declared a 0-0 tie by Hockey East on Wednesday, Nov. 16 and marked Cal Petersen's sixth career shutout.

NINE GOAL NIGHT

► In Notre Dame's 9-2 win over Arizona State (Oct. 7), the Irish scored at least nine goals for the first time since a 10-2 victory over Canisius on Dec. 29, 2010.

► In addition, Notre Dame tallied six power-play goals for the first time since a 9-5 win over Northern Michigan on Feb. 13, 2009.

CAPTAIN CAL

► Junior goaltender Cal Petersen is the first goaltender in program history to wear the captain's "C" for the Irish.

► He is the only NCAA DI goaltender serving as team captain in 2016-17.

2016 NHL DRAFT: IRISH HISTORY MADE

► Current freshmen Cam Morrison (second round, 40th overall by the Colorado) and Andrew Peeke (second round, 34th overall by Columbus) were each selected in the 2016 NHL Entry Draft.

► It marked the first NHL draft in which two Irish hockey players were selected within the first 40 picks.

► Peeke and Morrison also become the 78th and 79th Irish hockey players to be selected in the NHL Entry Draft.

► Additionally, at least one Notre Dame player has now been drafted in each draft dating back to 2004 (12 seasons).

FAMILY TIES

► Junior forward Anders Bjork is part of the fourth Notre Dame hockey-playing son to follow his father to Notre Dame.

► His father, Kirt Bjork, was an All-America during the 1982-83 campaign and is tied for 12th on Notre Dame's all-time points list with 161 (141 GP, 76-85-161).

► Kirt is currently a director of regional development in Notre Dame's development office.

► Anders Bjork also has another family tie to Irish hockey, as his cousin is former Irish standout Erik Condra, who is currently a member of the Tampa Bay Lightning.

► As the fourth son to follow his father to Notre Dame, Anders joins Mario Lucia (Don Lucia), Kevin Nugent (Kevin Nugent, Sr.) and Rory Walsh (Brian Walsh) to play at Notre Dame after their fathers.

2016-17 Notre Dame Hockey Roster

| No. | Name | Height | Weight | Position | Yr. | Hometown | Last Team (League) |
|-----|-----------------|--------|--------|------------|-----|----------------------------|---------------------------------|
| 2 | Tony Bretzman | 5-11 | 175 | Defenseman | JR | Mendota Heights, Minn. | Langley Rivermen (BCHL) |
| 3 | Jordan Gross | 5-10 | 186 | Defenseman | JR | Maple Grove, Minn. | Green Bay Gamblers (USHL) |
| 4 | Dennis Gilbert | 6-2 | 220 | Defenseman | SO | Williamsville, N.Y. | Chicago Steel (USHL) |
| 6 | Tory Dello | 6-0 | 190 | Defenseman | FR | Crystal Lake, Ill. | Tri-City Storm (USHL) |
| 8 | Ben Ostlie | 6-2 | 200 | Forward | SR | Edina, Minn. | Omaha Lancers (USHL) |
| 9 | Dawson Cook | 6-2 | 213 | Forward | JR | Cadillac, Mich. | Green Bay Gamblers (USHL) |
| 10 | Anders Bjork | 6-0 | 181 | Forward | JR | Mequon, Wis. | U.S. National Under-18 Team |
| 11 | Cal Burke | 5-10 | 184 | Forward | FR | Boxborough, Mass. | Cedar Rapids RoughRiders (USHL) |
| 12 | Felix Holmberg | 5-10 | 175 | Forward | FR | Stockholm, Sweden | AIK J20 (SuperElit) |
| 15 | Andrew Oglevie | 5-10 | 181 | Forward | SO | Fullerton, Calif. | Cedar Rapids RoughRiders (USHL) |
| 16 | Connor Hurley | 6-2 | 185 | Forward | JR | Edina, Minn. | Green Bay Gamblers (USHL) |
| 17 | Peter Mark | 6-0 | 180 | Defenseman | JR | Minneapolis, Minn. | Saint Thomas Academy (USHS) |
| 18 | Jake Evans | 6-0 | 191 | Forward | JR | Toronto, Ontario | St. Michael's Buzzers (OJHL) |
| 19 | Mike O'Leary | 6-1 | 195 | Forward | FR | Halifax, Nova Scotia | Dubuque Fighting Saints (USHL) |
| 21 | Joe Wegwerth | 6-3 | 230 | Forward | SO | Brewster, N.Y. | Cedar Rapids RoughRiders (USHL) |
| 22 | Andrew Peeke | 6-2 | 200 | Defenseman | FR | Parkland, Fla. | Green Bay Gamblers (USHL) |
| 23 | Luke Novak | 6-0 | 182 | Forward | FR | Waukesha, Wis. | New Jersey Hitmen (USPHL) |
| 24 | Luke Ripley | 6-5 | 207 | Defenseman | JR | Kitimat, British Columbia | Powell River Kings (BCHL) |
| 25 | Dylan Malmquist | 5-11 | 185 | Forward | SO | Edina, Minn. | Edina (USHS) |
| 26 | Cam Morrison | 6-3 | 212 | Forward | FR | Aurora, Ontario | Youngstown Phantoms (USHL) |
| 27 | Bobby Nardella | 5-9 | 175 | Defenseman | SO | Rosemont, Ill. | Tri-City Storm (USHL) |
| 28 | Jack Jenkins | 5-11 | 192 | Forward | SO | Lake Bluff, Ill. | Fargo Force (USHL) |
| 29 | Bo Brauer | 6-3 | 210 | Forward | JR | Edina, Minn. | Nanaimo Clippers (BCHL) |
| 32 | Cale Morris | 6-1 | 190 | Goaltender | FR | Larkspur, Colo. | Waterloo Black Hawks (USHL) |
| 33 | Chad Katunar | 6-5 | 210 | Goaltender | SR | Victoria, British Columbia | Penticton Vees (BCHL) |
| 40 | Cal Petersen | 6-3 | 190 | Goaltender | JR | Waterloo, Iowa | Waterloo Black Hawks (USHL) |

Coaches

Jeff Jackson: Head Coach (Michigan State '78, 12th season at Notre Dame)

Paul Pooley: Associate Head Coach (Ohio State '84)

Andy Slaggert: Associate Coach (Notre Dame '89)

Kevin Lind: Volunteer Assistant Coach (Notre Dame '14)

John Micheletto: Special Assistant to the Coaching Staff (Dartmouth '88)

Nick Siergiej: Coordinator of Hockey Operations (Wisconsin – River Falls '06)

Athletic Trainer: Kevin Ricks

Equipment Specialist: Scott Eastman

Will Moran: Hockey and Programming Intern

Pronunciation Key

| | |
|----|---------------------|
| 8 | Ben AWST-lee |
| 10 | Anders BEE-york |
| 15 | Andrew Oh-GLE-Vee |
| 25 | Dylan Mall-mm-quist |
| 32 | KALE Morris |
| 33 | Chad Cat -en-arh |

California (1)

Andrew Oglevie Fullerton, California

Colorado (1)

Cale Morris Larkspur, Colorado

Florida (1)

Andrew Peeke Parkland, Florida

Illinois (3)

Tory Dello Crystal Lake, Illinois
 Bobby Nardella Rosemont, Illinois
 Jack Jenkins Lake Bluff, Illinois

Iowa (1)

Cal Petersen Waterloo, Iowa

Massachusetts (1)

Cal Burke Boxborough, Massachusetts

Michigan (1)

Dawson Cook Cadillac, Michigan

Minnesota (7)

Tony Bretzman Mendota Heights, Minnesota
 Jordan Gross Maple Grove, Minnesota
 Ben Ostlie Edina, Minnesota
 Connor Hurley Edina, Minnesota
 Dylan Malmquist Edina, Minnesota
 Peter Mark Minneapolis, Minnesota
 Bo Brauer Edina, Minnesota

New York (2)

Dennis Gilbert Williamsville, New York
 Joe Wegwerth Brewster, New York

Wisconsin (2)

Anders Bjork Mequon, Wisconsin
 Luke Novak Waukesha, Wisconsin

Canada (5)

Jake Evans Toronto, Ontario
 Chad Katunar Victoria, British Columbia
 Cam Morrison Aurora, Ontario
 Mike O'Leary Halifax, Nova Scotia
 Luke Ripley Kitimat, British Columbia

Sweden (1)

Felix Holmberg Stockholm, Sweden

THE JACKSON FILE

Full Name

• Jeffery L. Jackson

Birthdate

• June 22, 1955

Hometown

• Roseville, Michigan

Education

- Bachelor's Degree in Communications Michigan State '78
- Bachelor's Degree in Education Michigan State '79



Collegiate Coaching Experience

- Assistant Coach, Lake Superior State (1986-90)
- Head Coach, Lake Superior State (1990-96)
Record: 182-52-25 (.751); two NCAA titles, two CCHA regular-season titles, four CCHA tournament championships
- Head Coach, University of Notre Dame (2005-):
 - **Two** CCHA regular-season titles
 - **Three** CCHA tournament titles
 - **Six** NCAA appearances
 - **Two** NCAA Frozen Four appearances

International Coaching Experience

- National Coach and Senior Director, U.S. National Team Developmental Program (1996-2000)
- Head Coach, U.S. Junior National Team (1996-97)
- Won silver medal at World Junior Championships
- Assistant Coach, U.S. Olympic Team (1998)

Junior Hockey Experience

- Head Coach, OHL's Guelph Storm (2000-03)
Record: 87-67-24 (4)

Professional Experience

- Assistant Coach, New York Islanders (2003-05)

Coaching Honors

- CCHA Coach of the Year (1990-91)
- CCHA Coach of the Year (2006-07)
- Spencer Penrose Award (2006-07)
- CCHA Coach of the Year (2010-11)

Jackson's Year-By-Year Collegiate Record

| Year | Overall | | | Conference | | |
|---------------|-------------------|-------------|--|-------------------|-------------|--|
| | W - L - T | .Pct | | W - L - T | .Pct | |
| 1990-91 | 36 - 5 - 4 | .844 | | 26 - 2 - 4 | .875 | |
| 1991-92 | 30 - 9 - 4 | .744 | | 20 - 8 - 4 | .688 | |
| 1992-93 | 32 - 8 - 5 | .767 | | 20 - 5 - 5 | .750 | |
| 1993-94 | 31 - 10 - 4 | .733 | | 18 - 8 - 4 | .667 | |
| 1994-95 | 23 - 12 - 6 | .634 | | 14 - 9 - 4 | .593 | |
| 1995-96 | 30 - 8 - 2 | .775 | | 22 - 6 - 2 | .767 | |
| 2005-06 | 13 - 19 - 4 | .417 | | 11 - 13 - 4 | .464 | |
| 2006-07 | 32 - 7 - 3 | .798 | | 21 - 4 - 3 | .804 | |
| 2007-08 | 27 - 16 - 4 | .617 | | 15 - 9 - 4 | .607 | |
| 2008-09 | 31 - 6 - 3 | .813 | | 21 - 4 - 3 | .804 | |
| 2009-10 | 13 - 17 - 8 | .447 | | 9 - 12 - 7 | .446 | |
| 2010-11 | 25 - 14 - 5 | .625 | | 18 - 7 - 3 | .696 | |
| 2011-12 | 19 - 18 - 3 | .513 | | 12 - 13 - 3 | .482 | |
| 2012-13 | 25 - 13 - 3 | .646 | | 17 - 8 - 3 | .661 | |
| 2013-14 | 23 - 15 - 2 | .600 | | 9 - 9 - 2 | .500 | |
| 2014-15 | 18 - 19 - 5 | .488 | | 10 - 7 - 5 | .568 | |
| 2015-16 | 19 - 11 - 7 | .608 | | 15 - 5 - 2 | .727 | |
| 2016-17 | 23 - 11 - 5 | .654 | | 12 - 6 - 4 | .636 | |
| Totals | 450-218-77 | .656 | | 290-136-66 | .657 | |

Head Coach
JEFF JACKSON

▶ The 2016-17 hockey season marks University of Notre Dame hockey coach Jeff Jackson's 12th season behind the Irish bench. The highly regarded Jackson now has over 30 years of coaching experience.

▶ Notre Dame's Jeff Jackson era began in 2005 when the University searched for a man who could move the program among the elite hockey schools in the country.

▶ The veteran coach owned a resume packed with success at the collegiate, junior hockey, professional and international levels.

▶ During his now 12-year run, Notre Dame has become one of the nation's top teams, winning the Central Collegiate Hockey Association's (CCHA) regular-season title twice (2006-07 and 2008-09) while earning three Mason Cup championships ('07, '09 and the final one in 2013).

▶ During Jackson's tenure, his teams have made eight trips to the NCAA Tournament (2006-09, 2010-11, 2012-14 and 2016-17), advancing to the Frozen Four three times (2008, 2011 and 2017).

▶ Jackson led the Irish to an appearance in the 2008 title game and the 2011 national semifinals as well as the 2017 Frozen Four.

▶ In 2013-14, the team's first season in Hockey East, the Irish upset the conference's top team - Boston College - in the quarterfinals to advance to the TD Garden (Boston, Massachusetts) for the Hockey East semifinals, where Jackson guided the Irish a return to in 2017.

▶ Between 2006-09, the Irish turned in win totals of 32, 27 and 31 for three consecutive seasons of 25 or more wins and three consecutive NCAA tournament appearances, a first in program history.

▶ Jackson's success on the ice also has had a major impact off the ice for the Irish. With the wins came a commitment from the University that led to the new home of Irish hockey - The Compton Family Ice Arena - one of the finest college hockey facilities in the nation. The new venue opened for business on Oct. 21, 2011.

▶ Since Jackson's arrival, the Irish have had 32 players selected in the National Hockey League Entry Draft, including three first round selections. In that same span, 20 players from USA Hockey's National Team Developmental Program have matriculated to Notre Dame.

▶ During his tenure, the Irish have had five players garner All-America honors -- Robbie Russo in 2015, Anders Lee in 2013, Ian Cole and Erik Condra in 2009 and David Brown in 2007.

▶ In addition, 16 of Jackson's players have gone on to play in the NHL, including most recently Robbie Russo (Detroit) and T.J. Tynan (Columbus), who each made their NHL debuts on March 7, 2017.

▶ Jackson's Notre Dame teams have played with poise, discipline, team speed and also have featured strong goaltending and excellent special teams play.

▶ In taking over the Irish coaching duties in 2005, Jackson became the first Notre Dame head coach to have won an NCAA Division I championship with another program before being hired as an Irish head coach.

▶ Success is nothing new for Jackson at the NCAA Division I level. In six years as the head coach at Lake Superior State (1990-96), Jackson's teams won two NCAA titles in 1992 and 1994 (also advancing to the finals in 1993), two CCHA regular-season championships (1991 and 1996) and four CCHA Mason Cup trophies (1991, 1992, 1993 and 1995).

▶ A 1978 graduate of Michigan State University with a degree in communications, Jackson followed with an education degree from Michigan State in 1979.

▶ In May 2003, Inside College Hockey, ranked Jackson 12th on its list of the 16 greatest college coaches of all-time with only five of the 16 still active in coaching.

▶ Jackson is a member of the USA Hockey Coaches Achievement Program, the American Hockey Coaches Association and the National Hockey League Coaches Association.

THE LAST TIME

TEAM

Notre Dame won in overtime March 26, 2017 vs. UMass Lowell in NCAA Northeast Regional Final (3-2, ot)
 Notre Dame lost in overtime October 22, 2016 vs. Penn State (3-2)
 Notre Dame tied in overtime February 18, 2017 vs. Providence (3-3, ot)
 Notre Dame won in overtime (Hockey East game) November 14, 2014 at Merrimack (3-2, ot)
 Notre Dame lost in overtime (Hockey East game) February 19, 2016 at Providence College (3-2, ot)
 Notre Dame tied in overtime (Hockey East game) February 18, 2017 vs. Providence (3-3, ot)
 Notre Dame scored 10 or more goals in a game December 29, 2010 vs. Canisius (10-2)
 Notre Dame allowed 10 or more goals in a game March 12, 2005 at Michigan (10-1)

Notre Dame had a home shutout March 10, 2017 vs. Providence College (Cal Petersen, 43 saves)
 Notre Dame had a road shutout December 3, 2016 at Massachusetts (Cal Petersen, 22 saves)
 Notre Dame had a neutral site shutout October 13, 2012 vs. Maine (Steven Summerhays, 22 saves)
 Notre Dame had a shutout in a HE game January 21, 2017 vs. New Hampshire (Cal Petersen, 31 saves)
 Notre Dame was shutout in a HE game Nov. 13, 2016 at Northeastern (Jake Theut, 22 saves in a two period game)
 January 29, 2016 vs. Boston College (Thatcher Demko, 28 saves)
 Notre Dame was shutout at home November 26, 2016 vs. Clarkson (Jake Keilley, 35 saves)
 Notre Dame was shutout on the road Nov. 13, 2016 at Northeastern (Jake Theut, 22 saves in a two period game)
 November 7, 2014 at Minnesota (Adam Wilcox, 20 saves)
 Notre Dame won 1-0 February 27, 2016 vs. Boston University (Cal Petersen, 39 saves)
 Notre Dame had 35 or more shots in a game March 12, 2017 vs. Providence College (38 shots)
 Notre Dame had 40 or more shots in a game February 25, 2017 at Boston University (41 shots)
 Notre Dame had 50 or more shots in a game October 7 vs. Arizona State (51 shots)
 Notre Dame surrendered 35 or more shots in a game March 17, 2017 vs. UMass Lowell (41 shots)
 Notre Dame surrendered 40 or more shots in a game March 17, 2017 vs. UMass Lowell (41 shots)
 Notre Dame surrendered 50 or more shots in a game January 1, 2016 at Denver (50 shots)
 Notre Dame had three PP goals in a game October 25, 2014 vs. Niagara (7-0 win)
 Notre Dame had four PP goals in a game October 20, 2013 vs. Michigan Tech (7-3 win)
 Notre Dame had six PP goals in a game October 7, 2016 vs. Arizona State (9-2 win)
 February 13, 2009 vs. No. Michigan (9-5 win)
 Notre Dame had one shorthanded goal February 17, 2017 vs. Providence (Anders Bjork in a 4-1 win)
 Notre Dame had two shorthanded goals January 7, 2011 at Northern Michigan (8-1 win)
 November 20, 2010 vs. Michigan State (4-2 win)
 Notre Dame surrendered five PP goals December 4, 2004 vs. Michigan (8-0 loss)
 Notre Dame surrendered four PP goals February 1, 2013 at Ohio State (6-3 loss)
 Notre Dame surrendered three PP goals December 2, 2016 at UMass (5-4 loss)
 Notre Dame surrendered two short-handed goals February 8, 2013 vs. Michigan (7-4 win)

INDIVIDUAL

Notre Dame player scored a hat trick October 16, 2015 - Steven Fogarty (at Penn State)
 Notre Dame defenseman scored a hat trick January 18, 2015 - Robbie Russo (at UConn)
 Notre Dame player scored four goals October 19, 1995 - Brian Urick (at Alaska-Fairbanks)
 Notre Dame player scored five goals December 29, 1971 - Ian Williams (at Dartmouth)
 Notre Dame player had three assists March 26, 2017 - Anders Bjork (vs. UMass Lowell - 0-3-3)
 Notre Dame player had four assists December 29, 2010 - Stephen Johns (vs. Canisius - 0g, 4a)
 Notre Dame player had five assists October 21, 1994 - Jamie Ling (vs. Waterloo - 2g, 5a)
 Notre Dame player had four points October 28, 2016 - Anders Bjork (vs. UConn - 2-3-4)
 Notre Dame player had five points February 13, 2009 - Erik Condra (vs. Northern Michigan - 2g, 3a)
 Notre Dame player had six points October 21, 1994 - Jamie Ling (vs. Waterloo - 2g, 5a)
 Notre Dame player had seven points October 21, 1994 - Jamie Ling (vs. Waterloo - 2g, 5a)

Notre Dame goalie made 35+ saves March 17, 2017 - Cal Petersen (vs. UMass Lowell, 5-1 loss, 36 saves)
 Notre Dame goalie made 40+ saves March 10, 2017 - Cal Petersen (vs. Providence, 5-0 win, 43 saves)
 Notre Dame goalie made 50+ saves March 6, 2015 - Cal Petersen (vs. UMass, 4-3 loss, 87 saves)

Opposing player scored a hat trick November 11, 2011 - Cody Kunk (Alaska)
 Opposing player scored four goals March 12, 1994 - Colin Ward (Western Michigan)
 Opposing player scored five goals November 10, 1973 - Tom Ross (Michigan State)

Opposing player had four assists December 2, 2011 - Ludwig Karlsson (Northeastern - 0g, 4a)
 Opposing player had five assists January 20, 1996 - Kevin Hilton (Michigan - 0g, 5a)

Opposing player had four points March 12, 2016 - Kevin Roy (Northeastern - 2g, 2a)
 Opposing player had five points January 27, 2001 - Jeff Hamilton (Yale - 2g, 3a)
 Opposing player had six points January 11, 1994 - John Gruden (Ferris State - 4g, 3a)
 Opposing player had seven points January 11, 1994 - John Gruden (Ferris State - 4g, 3a)

Opposing goalie made 35+ saves February 25, 2017 - Jake Oettinger (Boston Univ., 40 saves, 4-1 BU win)
 Opposing goalie made 40+ saves February 25, 2017 - Jake Oettinger (Boston Univ., 40 saves, 4-1 BU win)
 Opposing goalie made 50+ saves March 6, 2015 - Steve Mastalerz (UMass, 75 saves, 4-3 win)

Notre Dame had a penalty shot January 21, 2017 - Joe Wegwerth (saved vs. New Hampshire)
 Notre Dame scored on a penalty shot December 6, 2013 - Jeff Costello (scored vs. Massachusetts)
 March 16, 2013 - Bryan Rust (scored vs. Bowling Green)
 Opp. had a penalty shot March 10, 2017 - Shane Kavanagh - Providence (vs. Cal Petersen, missed wide, ND wins 5-0)
 January 29, 2016 - Colin White - Boston College (saved by Cal Petersen, BC wins 4-0)
 January 22, 2016 - Ara Nazarian - New Hampshire (scored on Cal Petersen, ND wins 5-1)
 December 10, 2015 - Colin White - Boston College (saved by Cal Petersen, ND wins 4-3)

SERIES

Notre Dame swept a two-game series February 10-11, 2017 (vs./at Maine, 3-2, 4-2)
 Notre Dame swept in a two-game series January 23-24, 2015 (Northeastern (2-3, 2-4)
 Notre Dame swept a Hockey East home series February 12-13, 2016 (vs. Maine, 4-1, 5-1)
 Notre Dame swept a Hockey East road series February 10-11, 2017 (vs./at Maine, 3-2, 4-2)

The Last Time Notre Dame ... (Comebacks).....

Erased a two-goal deficit to win or tie vs. Minnesota on March 25 (W, 3-2)
 at Maine on Feb. 11, 2017 (W, 4-2)
 vs. Vermont on Feb. 3, 2017 (T, 4-4)
 vs. Boston College on Dec. 10, 2016 (W, 3-2)
 Erased a two-goal, third period deficit to win or tie vs. Vermont on Feb. 3, 2017 (T, 4-4)
 at Boston College on Dec. 10, 2015 (W, 4-3)

NOTRE DAME'S 2016-17 RECORD WHEN

Overall 23-11-5
 In Hockey East regular season games 12-6-4
 Non-conference games 11-5-1
 Home 14-5-4
 Road 7-5-1
 Neutral 2-1-0
 In overtime games 1-1-4

When Notre Dame scores first 15-7-2
 When opponents score first 8-5-2
 When Notre Dame leads after one period 8-3-1
 When Notre Dame trails after one period 6-6-1
 When score is tied after one period 9-2-3
 When Notre Dame leads after two periods 14-1-1
 When Notre Dame trails after two periods 0-8-2
 When score is tied after two periods 9-2-2
 When Notre Dame outshoots opponent 16-5-3
 When opponent outshoots Notre Dame 7-6-2
 When shots are even 0-0-0
 In Game 1 of weekend series* 9-4-3
 In Game 2 of weekend series* 9-5-2
 In Game 1 of Hockey East weekend series 5-3-3
 In Game 2 of Hockey East weekend series 6-2-2
 * - Includes Shillelagh Tournament games, does not include playoffs

In one-goal games 5-3-0
 In two-goal games 6-5-0

When scoring 0-1 goals 1-4-1
 When scoring two or more goals 22-7-4
 When scoring three or more goals 21-3-3
 When scoring four or more goals 12-2-1
 When scoring five or more goals 8-0-0

Against Ranked Opponents

vs. #3/4 Boston College 1-0-0
 at #4/4 Minnesota Duluth 1-1-0
 vs. #4/4 UMass Lowell 1-0-0
 vs. #4/5 UMass Lowell 0-1-0
 vs. #5/5 Minnesota 1-0-0
 at #5/6 Boston University 1-1-0
 vs. #5/6 UMass Lowell 1-1-0
 vs. #10/10 Providence College 3-0-1
 at #11/13 Boston College 0-1-0
 vs. #12/13 Vermont 1-0-1
 Total 10-5-2

Month-By-Month

Notre Dame in October 4-3-1
 Notre Dame in November 3-2-1
 Notre Dame in December 3-1-0
 Notre Dame in January 4-3-1
 Notre Dame in February 5-1-2
 Notre Dame in March 4-1-0

Vs. Conferences

Atlantic Hockey 1-0-0
 Big Ten 1-1-1
 ECAC 0-1-0
 Hockey East 15-7-4
 Independent 2-0-0
 NCHC 1-1-0
 WCHA 3-1-0

| Date | Opponent | Score | Att. | Record: | Overall | Home | Away | Neutral | |
|------------------------|-------------------------|----------|---------|---------------------------|--|-----------------|------------|-----------|--------------|
| Oct 07 | ARIZONA STATE | W 9-2 | 3356 | ALL GAMES | 23-11-5 | 14-5-4 | 7-5-1 | 2-1-0 | |
| Oct 08 | ARIZONA STATE | W 4-2 | 3554 | CONFERENCE | 12-6-4 | 6-2-3 | 6-4-1 | 0-0-0 | |
| Oct 14 | at #4 Minnesota Duluth | L 3-4 | 5526 | NON-CONFERENCE | 11-5-1 | 8-3-1 | 1-1-0 | 2-1-0 | |
| Oct 15 | at #4 Minnesota Duluth | W 3-1 | 6014 | | | | | | |
| Oct 21 | PENN STATE | Tot 3-3 | 3411 | | | | | | |
| Oct 22 | PENN STATE | Lot 2-3 | 3518 | | | | | | |
| * Oct 27 | UCONN | L 2-4 | 2936 | ## Player | gp g a pts sh sh% pen-min pp sh | | | | |
| * Oct 28 | UCONN | W 6-2 | 4065 | 10 Anders Bjork | 38 21 31 52 128 .164 7-14 5 2 | | | | |
| * Nov 12 | at Northeastern | W 5-2 | 3511 | 15 Andrew Oglevie | 39 21 20 41 126 .167 5-10 5 1 | | | | |
| * Nov 13 | at Northeastern | T 0-0 | 1444 | 18 Jake Evans | 39 13 28 41 109 .119 18-47 1 1 | | | | |
| * Nov 17 | #5 UMASS LOWELL | L 1-4 | 3151 | 3 Jordan Gross | 39 10 21 31 155 .065 6-12 5 0 | | | | |
| * Nov 18 | #5 UMASS LOWELL | W 4-1 | 4653 | 25 Dylan Malmquist | 39 10 14 24 68 .147 10-20 3 0 | | | | |
| Nov 25 | HOLY CROSS | W 5-3 | 4581 | 26 Cam Morrison | 39 11 12 23 82 .134 6-12 4 0 | | | | |
| Nov 26 | CLARKSON | L 0-2 | 3865 | 4 Dennis Gilbert | 39 0 22 22 50 .000 11-22 0 0 | | | | |
| * Dec 2 | at Massachusetts | L 4-5 | 2481 | 27 Bobby Nardella | 33 7 14 21 81 .086 9-26 4 0 | | | | |
| * Dec 3 | at Massachusetts | W 3-0 | 3039 | 16 Connor Hurley | 21 4 12 16 26 .154 11-22 0 0 | | | | |
| * Dec 10 | #3 BOSTON COLLEGE | W 3-2 | 5022 | 22 Andrew Peeke | 39 4 10 14 55 .073 8-16 0 0 | | | | |
| Dec 31 | ALASKA | W 5-0 | 4149 | 28 Jack Jenkins | 35 7 5 12 87 .080 2-4 0 0 | | | | |
| Jan 01 | ALASKA | W 4-0 | 4023 | 6 Tory Dello | 38 1 11 12 80 .013 23-65 0 0 | | | | |
| Jan 06 | MICHIGAN TECH | W 3-1 | 4328 | 21 Joe Wegwerth | 32 7 4 11 51 .137 7-14 3 0 | | | | |
| Jan 07 | MICHIGAN TECH | L 2-4 | 4741 | 11 Cal Burke | 35 3 8 11 69 .043 4-8 0 0 | | | | |
| * Jan 13 | at Merrimack | W 2-1 | 2251 | 38 1 Dawson Cook | 38 1 5 6 39 .026 4-8 0 0 | | | | |
| * Jan 14 | at Merrimack | L 2-4 | 2271 | 9 Bo Brauer | 25 3 2 5 12 .250 3-14 1 0 | | | | |
| * Jan 20 | NEW HAMPSHIRE | Tot 2-2 | 4504 | 19 Mike O'Leary | 36 2 2 4 22 .091 16-40 0 0 | | | | |
| * Jan 21 | NEW HAMPSHIRE | W 3-0 | 4652 | 40 Cal Petersen | 39 0 3 3 0 .000 1-2 0 0 | | | | |
| * Jan 28 | at #13 Boston College | L 4-6 | 7884 | 8 Ben Ostlie | 29 1 1 2 13 .077 6-12 0 0 | | | | |
| * Feb 03 | #12 VERMONT | Tot 4-4 | 4520 | 12 Felix Holmberg | 18 1 0 1 8 .125 1-2 0 0 | | | | |
| * Feb 04 | #12 VERMONT | W 4-1 | 4744 | 2 Tony Bretzman | 14 0 1 1 7 .000 1-2 0 0 | | | | |
| * Feb 10 | at Maine | W 3-2 | 4990 | 24 Luke Ripley | 37 0 0 0 25 .000 20-40 0 0 | | | | |
| * Feb 11 | at Maine | W 4-2 | 4392 | TM TEAM | 21 0 0 0 0 .000 3-6 0 0 | | | | |
| * Feb 17 | #10 PROVIDENCE COLLEGE | W 4-1 | 4509 | Total | 39 127 226 353 1293 .098 182-418 31 4 | | | | |
| * Feb 18 | #10 PROVIDENCE COLLEGE | Tot 3-3 | 5022 | Opponents | 39 87 144 231 1159 .075 207-487 22 1 | | | | |
| * Feb 24 | at #6 Boston University | W 3-1 | 4562 | | | | | | |
| * Feb 25 | at #5 Boston University | L 1-4 | 5613 | | | | | | |
| Mar 10 | #10 PROVIDENCE COLLEGE | W 5-0 | 3933 | | | | | | |
| Mar 11 | #10 PROVIDENCE COLLEGE | W 5-2 | 4239 | | | | | | |
| Mar 17 | vs #4 UMass Lowell | L 1-5 | 10979 | | | | | | |
| Mar 25 | vs #5 Minnesota | W 3-2 | 6299 | | | | | | |
| Mar 26 | vs UMass Lowell | Wot 3-2 | 4635 | | | | | | |
| TEAM STATISTICS | | | | ND | OPP | | | | |
| SHOT STATISTICS | | | | | | | | | |
| Goals-Shot attempts | | 127-1293 | 87-1159 | | | | | | |
| Shot pct. | | .098 | .075 | | | | | | |
| Goals/Game | | 3.3 | 2.2 | | | | | | |
| Shots/Game | | 33.2 | 29.7 | | | | | | |
| POWER PLAYS | | | | | | | | | |
| Goals-Power Plays | | 31-170 | 22-149 | | | | | | |
| Conversion Percent | | .182 | .148 | | | | | | |
| Shot Attempts | | 265 | 202 | | | | | | |
| Shot Percent | | .117 | .109 | | | | | | |
| GOAL BREAKDOWN | | | | | | | | | |
| Power Play | | 31 | 22 | | | | | | |
| Short-handed | | 4 | 1 | | | | | | |
| Empty net | | 6 | 4 | | | | | | |
| Penalty | | 0 | 0 | | | | | | |
| Unassisted | | 6 | 5 | | | | | | |
| Overtime | | 1 | 1 | | | | | | |
| PENALTIES | | | | | | | | | |
| Number | | 182 | 207 | | | | | | |
| Minutes | | 418 | 487 | | | | | | |
| Penalties/Game | | 4.7 | 5.3 | | | | | | |
| Pen minutes/Game | | 10.7 | 12.5 | | | | | | |
| | | | | Attendance Summary | ND | Opponent | | | |
| | | | | Total | 95476 | 53978 | | | |
| | | | | Dates/Avg Per Date | 23/4151 | 13/4152 | | | |
| | | | | Neutral Site #/Avg | 3/7304 | | | | |
| | | | | Goals by Period | 1st | 2nd | 3rd | OT | Total |
| | | | | Notre Dame | 29 | 45 | 52 | 1 | 127 |
| | | | | Opponents | 29 | 29 | 28 | 1 | 87 |
| | | | | Saves by Period | 1st | 2nd | 3rd | OT | Total |
| | | | | Notre Dame | 344 | 365 | 350 | 13 | 1072 |
| | | | | Opponents | 379 | 431 | 346 | 10 | 1166 |

| ## | Player | gp | Shots | | | | | +/- | Penalties | | | | Goals | | | | | | | | |
|----|-----------------|----|-------|-----|-----|------|------|------|-----------|-----|-----|-----|-------|----|----|----|----|----|----|----|----|
| | | | g | a | pts | sh | sh% | | pen-min | min | maj | oth | pp | sh | fg | gw | gt | ot | ht | pn | ua |
| 10 | Anders Bjork | 38 | 21 | 31 | 52 | 128 | .164 | +21 | 7-14 | 7 | 0 | 0 | 5 | 2 | 3 | 6 | 0 | 0 | 0 | 0 | 3 |
| 15 | Andrew Oglevie | 39 | 21 | 20 | 41 | 126 | .167 | +20 | 5-10 | 5 | 0 | 0 | 5 | 1 | 4 | 3 | 0 | 1 | 0 | 0 | 2 |
| 18 | Jake Evans | 39 | 13 | 28 | 41 | 109 | .119 | +13 | 18-47 | 16 | 1 | 1 | 1 | 1 | 2 | 0 | 0 | 0 | 0 | 0 | |
| 3 | Jordan Gross | 39 | 10 | 21 | 31 | 155 | .065 | +11 | 6-12 | 6 | 0 | 0 | 5 | 0 | 2 | 3 | 1 | 0 | 0 | 0 | 0 |
| 25 | Dylan Malmquist | 39 | 10 | 14 | 24 | 68 | .147 | +8 | 10-20 | 10 | 0 | 0 | 3 | 0 | 2 | 3 | 0 | 0 | 0 | 0 | 0 |
| 26 | Cam Morrison | 39 | 11 | 12 | 23 | 82 | .134 | +7 | 6-12 | 6 | 0 | 0 | 4 | 0 | 1 | 1 | 2 | 0 | 0 | 0 | 0 |
| 4 | Dennis Gilbert | 39 | 0 | 22 | 22 | 50 | .000 | +29 | 11-22 | 11 | 0 | 0 | 0 | 0 | 0 | 0 | 0 | 0 | 0 | 0 | 0 |
| 27 | Bobby Nardella | 33 | 7 | 14 | 21 | 81 | .086 | +7 | 9-26 | 8 | 0 | 1 | 4 | 0 | 1 | 1 | 0 | 0 | 0 | 0 | 0 |
| 16 | Connor Hurley | 21 | 4 | 12 | 16 | 26 | .154 | +5 | 11-22 | 11 | 0 | 0 | 0 | 0 | 2 | 1 | 0 | 0 | 0 | 0 | 0 |
| 22 | Andrew Peeke | 39 | 4 | 10 | 14 | 55 | .073 | +11 | 8-16 | 8 | 0 | 0 | 0 | 0 | 0 | 1 | 0 | 0 | 0 | 0 | 0 |
| 28 | Jack Jenkins | 35 | 7 | 5 | 12 | 87 | .080 | +2 | 2-4 | 2 | 0 | 0 | 0 | 0 | 4 | 2 | 0 | 0 | 0 | 0 | 0 |
| 6 | Tory Dello | 38 | 1 | 11 | 12 | 80 | .013 | +9 | 23-65 | 20 | 1 | 2 | 0 | 0 | 0 | 0 | 0 | 0 | 0 | 0 | 0 |
| 21 | Joe Wegwerth | 32 | 7 | 4 | 11 | 51 | .137 | +2 | 7-14 | 7 | 0 | 0 | 3 | 0 | 1 | 0 | 1 | 0 | 0 | 0 | 1 |
| 11 | Cal Burke | 35 | 3 | 8 | 11 | 69 | .043 | +3 | 4-8 | 4 | 0 | 0 | 0 | 0 | 0 | 1 | 0 | 0 | 0 | 0 | 0 |
| 9 | Dawson Cook | 38 | 1 | 5 | 6 | 39 | .026 | +2 | 4-8 | 4 | 0 | 0 | 0 | 0 | 0 | 0 | 0 | 0 | 0 | 0 | 0 |
| 29 | Bo Brauer | 25 | 3 | 2 | 5 | 12 | .250 | +3 | 3-14 | 2 | 0 | 1 | 1 | 0 | 0 | 0 | 0 | 0 | 0 | 0 | 0 |
| 19 | Mike O'Leary | 36 | 2 | 2 | 4 | 22 | .091 | +2 | 16-40 | 15 | 0 | 1 | 0 | 0 | 1 | 0 | 0 | 0 | 0 | 0 | 0 |
| 40 | Cal Petersen | 39 | 0 | 3 | 3 | 0 | .000 | 0 | 1-2 | 1 | 0 | 0 | 0 | 0 | 0 | 0 | 0 | 0 | 0 | 0 | 0 |
| 8 | Ben Ostlie | 29 | 1 | 1 | 2 | 13 | .077 | -3 | 6-12 | 6 | 0 | 0 | 0 | 0 | 0 | 1 | 0 | 0 | 0 | 0 | 0 |
| 12 | Felix Holmberg | 18 | 1 | 0 | 1 | 8 | .125 | -1 | 1-2 | 1 | 0 | 0 | 0 | 0 | 0 | 0 | 0 | 0 | 0 | 0 | 0 |
| 2 | Tony Bretzman | 14 | 0 | 1 | 1 | 7 | .000 | -1 | 1-2 | 1 | 0 | 0 | 0 | 0 | 0 | 0 | 0 | 0 | 0 | 0 | 0 |
| 24 | Luke Ripley | 37 | 0 | 0 | 0 | 25 | .000 | -3 | 20-40 | 20 | 0 | 0 | 0 | 0 | 0 | 0 | 0 | 0 | 0 | 0 | 0 |
| TM | TEAM | 21 | 0 | 0 | 0 | 0 | .000 | 0 | 3-6 | 3 | 0 | 0 | 0 | 0 | 0 | 0 | 0 | 0 | 0 | 0 | 0 |
| | Total | 39 | 127 | 226 | 353 | 1293 | .098 | +147 | 182-418 | 174 | 2 | 6 | 31 | 4 | 23 | 23 | 4 | 1 | 0 | 0 | 6 |
| | Opponents | 39 | 87 | 144 | 231 | 1159 | .075 | - | 207-487 | 196 | 3 | 8 | 22 | 1 | 15 | 11 | 0 | 1 | 0 | 0 | 5 |

| ## | Goalie | gp-gs | Goal average | | | Saves | | Record | | | | Goals allowed | | | | |
|----|--------------|-------|--------------|-----|------|-------|------|--------|----|---|-----|---------------|----|----|-----|-----|
| | | | minutes | ga | avg | saves | pct | w | l | t | sho | pp | sh | en | pen | sog |
| 40 | Cal Petersen | 39-39 | 2314:39 | 82 | 2.13 | 1065 | .929 | 23 | 11 | 5 | 6 | 22 | 0 | 0 | 0 | 0 |
| 32 | Cale Morris | 1-0 | 19:43 | 1 | 3.04 | 7 | .875 | 0 | 0 | 0 | 0 | 0 | 0 | 0 | 0 | 0 |
| TM | EMPTY NET | 21-0 | 9:42 | 4 | - | 0 | .000 | 0 | 0 | 0 | 0 | 0 | 1 | 4 | 0 | 0 |
| | Total | 39-0 | 2344:04 | 87 | 2.23 | 1072 | .925 | 23 | 11 | 5 | 6 | 22 | 1 | 4 | 0 | 0 |
| | Opponents | 39-0 | 2344:04 | 127 | 3.25 | 1166 | .902 | 11 | 23 | 5 | 2 | 31 | 4 | 6 | 0 | 0 |

| ## | Points | GP | G | A | Pts | Sh |
|----|-----------------|----|----|----|-----|-----|
| 10 | Anders Bjork | 38 | 21 | 31 | 52 | 128 |
| 15 | Andrew Oglevie | 39 | 21 | 20 | 41 | 126 |
| 18 | Jake Evans | 39 | 13 | 28 | 41 | 109 |
| 3 | Jordan Gross | 39 | 10 | 21 | 31 | 155 |
| 25 | Dylan Malmquist | 39 | 10 | 14 | 24 | 68 |
| 26 | Cam Morrison | 39 | 11 | 12 | 23 | 82 |
| 4 | Dennis Gilbert | 39 | 0 | 22 | 22 | 50 |
| 27 | Bobby Nardella | 33 | 7 | 14 | 21 | 81 |
| 16 | Connor Hurley | 21 | 4 | 12 | 16 | 26 |
| 22 | Andrew Peeke | 39 | 4 | 10 | 14 | 55 |

| ## | Goals | GP | G | A | Pts | Sh |
|----|-----------------|----|----|----|-----|-----|
| 10 | Anders Bjork | 38 | 21 | 31 | 52 | 128 |
| 15 | Andrew Oglevie | 39 | 21 | 20 | 41 | 126 |
| 18 | Jake Evans | 39 | 13 | 28 | 41 | 109 |
| 26 | Cam Morrison | 39 | 11 | 12 | 23 | 82 |
| 3 | Jordan Gross | 39 | 10 | 21 | 31 | 155 |
| 25 | Dylan Malmquist | 39 | 10 | 14 | 24 | 68 |
| 27 | Bobby Nardella | 33 | 7 | 14 | 21 | 81 |
| 28 | Jack Jenkins | 35 | 7 | 5 | 12 | 87 |
| 21 | Joe Wegwerth | 32 | 7 | 4 | 11 | 51 |
| 16 | Connor Hurley | 21 | 4 | 12 | 16 | 26 |

| ## | Power-Play Goals | GP | PPG |
|----|------------------|----|-----|
| 10 | Anders Bjork | 38 | 5 |
| 3 | Jordan Gross | 39 | 5 |
| 15 | Andrew Oglevie | 39 | 5 |
| 26 | Cam Morrison | 39 | 4 |
| 27 | Bobby Nardella | 33 | 4 |
| 25 | Dylan Malmquist | 39 | 3 |
| 21 | Joe Wegwerth | 32 | 3 |

| ## | Short-Handed Goals | GP | SHG |
|----|--------------------|----|-----|
| 10 | Anders Bjork | 38 | 2 |
| 18 | Jake Evans | 39 | 1 |
| 15 | Andrew Oglevie | 39 | 1 |

| ## | Game-Winning Goals | GP | GWG |
|----|--------------------|----|-----|
| 10 | Anders Bjork | 38 | 6 |
| 3 | Jordan Gross | 39 | 3 |
| 15 | Andrew Oglevie | 39 | 3 |
| 25 | Dylan Malmquist | 39 | 3 |
| 28 | Jack Jenkins | 35 | 2 |

| ## | Plus/Minus | GP | +/- |
|----|-----------------|----|-----|
| 4 | Dennis Gilbert | 39 | +29 |
| 10 | Anders Bjork | 38 | +21 |
| 15 | Andrew Oglevie | 39 | +20 |
| 18 | Jake Evans | 39 | +13 |
| 3 | Jordan Gross | 39 | +11 |
| 22 | Andrew Peeke | 39 | +11 |
| 6 | Tory Dello | 38 | +9 |
| 25 | Dylan Malmquist | 39 | +8 |
| 26 | Cam Morrison | 39 | +7 |
| 27 | Bobby Nardella | 33 | +7 |

| ## | Assists | GP | G | A | Pts | Sh |
|----|-----------------|----|----|----|-----|-----|
| 10 | Anders Bjork | 38 | 21 | 31 | 52 | 128 |
| 18 | Jake Evans | 39 | 13 | 28 | 41 | 109 |
| 4 | Dennis Gilbert | 39 | 0 | 22 | 22 | 50 |
| 3 | Jordan Gross | 39 | 10 | 21 | 31 | 155 |
| 15 | Andrew Oglevie | 39 | 21 | 20 | 41 | 126 |
| 25 | Dylan Malmquist | 39 | 10 | 14 | 24 | 68 |
| 27 | Bobby Nardella | 33 | 7 | 14 | 21 | 81 |
| 26 | Cam Morrison | 39 | 11 | 12 | 23 | 82 |
| 16 | Connor Hurley | 21 | 4 | 12 | 16 | 26 |
| 6 | Tory Dello | 38 | 1 | 11 | 12 | 80 |

| ## | Shots | GP | G | A | Pts | Sh | Sh% |
|----|-----------------|----|----|----|-----|-----|------|
| 3 | Jordan Gross | 39 | 10 | 21 | 31 | 155 | .065 |
| 10 | Anders Bjork | 38 | 21 | 31 | 52 | 128 | .164 |
| 15 | Andrew Oglevie | 39 | 21 | 20 | 41 | 126 | .167 |
| 18 | Jake Evans | 39 | 13 | 28 | 41 | 109 | .119 |
| 28 | Jack Jenkins | 35 | 7 | 5 | 12 | 87 | .080 |
| 26 | Cam Morrison | 39 | 11 | 12 | 23 | 82 | .134 |
| 27 | Bobby Nardella | 33 | 7 | 14 | 21 | 81 | .086 |
| 6 | Tory Dello | 38 | 1 | 11 | 12 | 80 | .013 |
| 11 | Cal Burke | 35 | 3 | 8 | 11 | 69 | .043 |
| 25 | Dylan Malmquist | 39 | 10 | 14 | 24 | 68 | .147 |

| ## | Shot Pct. | GP | G | A | Pts | Sh | Sh% |
|----|-----------------|----|----|----|-----|-----|------|
| 29 | Bo Brauer | 25 | 3 | 2 | 5 | 12 | .250 |
| 15 | Andrew Oglevie | 39 | 21 | 20 | 41 | 126 | .167 |
| 10 | Anders Bjork | 38 | 21 | 31 | 52 | 128 | .164 |
| 16 | Connor Hurley | 21 | 4 | 12 | 16 | 26 | .154 |
| 25 | Dylan Malmquist | 39 | 10 | 14 | 24 | 68 | .147 |
| 21 | Joe Wegwerth | 32 | 7 | 4 | 11 | 51 | .137 |
| 26 | Cam Morrison | 39 | 11 | 12 | 23 | 82 | .134 |
| 12 | Felix Holmberg | 18 | 1 | 0 | 1 | 8 | .125 |
| 18 | Jake Evans | 39 | 13 | 28 | 41 | 109 | .119 |
| 19 | Mike O'Leary | 36 | 2 | 2 | 4 | 22 | .091 |

| ## | Penalties | GP | Pen | Min |
|----|-----------------|----|-----|-----|
| 6 | Tory Dello | 38 | 23 | 65 |
| 24 | Luke Ripley | 37 | 20 | 40 |
| 18 | Jake Evans | 39 | 18 | 47 |
| 19 | Mike O'Leary | 36 | 16 | 40 |
| 4 | Dennis Gilbert | 39 | 11 | 22 |
| 16 | Connor Hurley | 21 | 11 | 22 |
| 25 | Dylan Malmquist | 39 | 10 | 20 |
| 27 | Bobby Nardella | 33 | 9 | 26 |
| 22 | Andrew Peeke | 39 | 8 | 16 |
| 10 | Anders Bjork | 38 | 7 | 14 |

| ## | Penalty Minutes | GP | Pen | Min |
|----|-----------------|----|-----|-----|
| 6 | Tory Dello | 38 | 23 | 65 |
| 18 | Jake Evans | 39 | 18 | 47 |
| 19 | Mike O'Leary | 36 | 16 | 40 |
| 24 | Luke Ripley | 37 | 20 | 40 |
| 27 | Bobby Nardella | 33 | 9 | 26 |
| 4 | Dennis Gilbert | 39 | 11 | 22 |
| 16 | Connor Hurley | 21 | 11 | 22 |
| 25 | Dylan Malmquist | 39 | 10 | 20 |
| 22 | Andrew Peeke | 39 | 8 | 16 |
| 10 | Anders Bjork | 38 | 7 | 14 |

| Date | Opponent | | Score | Shots | Overall | Conf | Time | Att. | Goalie of record |
|----------|-------------------------|-----|-------|-------|---------|--------|------|-------|------------------|
| Oct 07 | ARIZONA STATE | W | 9-2 | 51/19 | 1-0-0 | 0-0-0 | 2:45 | 3356 | Cal Petersen |
| Oct 08 | ARIZONA STATE | W | 4-2 | 37/25 | 2-0-0 | 0-0-0 | 2:18 | 3554 | Cal Petersen |
| Oct 14 | at #4 Minnesota Duluth | L | 3-4 | 23/32 | 2-1-0 | 0-0-0 | 2:20 | 5526 | Cal Petersen |
| Oct 15 | at #4 Minnesota Duluth | W | 3-1 | 38/28 | 3-1-0 | 0-0-0 | 2:13 | 6014 | Cal Petersen |
| Oct 21 | PENN STATE | Tot | 3-3 | 33/32 | 3-1-1 | 0-0-0 | 2:27 | 3411 | Cal Petersen |
| Oct 22 | PENN STATE | Lot | 2-3 | 28/33 | 3-2-1 | 0-0-0 | 2:20 | 3518 | Cal Petersen |
| * Oct 27 | UCONN | L | 2-4 | 49/25 | 3-3-1 | 0-1-0 | 2:23 | 2936 | Cal Petersen |
| * Oct 28 | UCONN | W | 6-2 | 39/32 | 4-3-1 | 1-1-0 | 2:00 | 4065 | Cal Petersen |
| * Nov 12 | at Northeastern | W | 5-2 | 28/25 | 5-3-1 | 2-1-0 | 2:20 | 3511 | Cal Petersen |
| * Nov 13 | at Northeastern | T | 0-0 | 22/16 | 5-3-2 | 2-1-1 | 1:28 | 1444 | Cal Petersen |
| * Nov 17 | #5 UMASS LOWELL | L | 1-4 | 23/35 | 5-4-2 | 2-2-1 | 2:00 | 3151 | Cal Petersen |
| * Nov 18 | #5 UMASS LOWELL | W | 4-1 | 34/22 | 6-4-2 | 3-2-1 | 2:10 | 4653 | Cal Petersen |
| Nov 25 | HOLY CROSS | W | 5-3 | 30/20 | 7-4-2 | 3-2-1 | 1:58 | 4581 | Cal Petersen |
| Nov 26 | CLARKSON | L | 0-2 | 35/27 | 7-5-2 | 3-2-1 | 2:07 | 3865 | Cal Petersen |
| * Dec 2 | at Massachusetts | L | 4-5 | 25/24 | 7-6-2 | 3-3-1 | 2:29 | 2481 | Cal Petersen |
| * Dec 3 | at Massachusetts | W | 3-0 | 36/22 | 8-6-2 | 4-3-1 | 2:20 | 3039 | Cal Petersen |
| * Dec 10 | #3 BOSTON COLLEGE | W | 3-2 | 32/17 | 9-6-2 | 5-3-1 | 2:15 | 5022 | Cal Petersen |
| Dec 31 | ALASKA | W | 5-0 | 38/34 | 10-6-2 | 5-3-1 | 2:11 | 4149 | Cal Petersen |
| Jan 01 | ALASKA | W | 4-0 | 36/21 | 11-6-2 | 5-3-1 | 2:05 | 4023 | Cal Petersen |
| Jan 06 | MICHIGAN TECH | W | 3-1 | 26/28 | 12-6-2 | 5-3-1 | 2:17 | 4328 | Cal Petersen |
| Jan 07 | MICHIGAN TECH | L | 2-4 | 25/34 | 12-7-2 | 5-3-1 | 2:25 | 4741 | Cal Petersen |
| * Jan 13 | at Merrimack | W | 2-1 | 36/22 | 13-7-2 | 6-3-1 | 2:07 | 2251 | Cal Petersen |
| * Jan 14 | at Merrimack | L | 2-4 | 37/28 | 13-8-2 | 6-4-1 | 2:13 | 2271 | Cal Petersen |
| * Jan 20 | NEW HAMPSHIRE | Tot | 2-2 | 49/28 | 13-8-3 | 6-4-2 | 2:11 | 4504 | Cal Petersen |
| * Jan 21 | NEW HAMPSHIRE | W | 3-0 | 43/31 | 14-8-3 | 7-4-2 | 2:07 | 4652 | Cal Petersen |
| * Jan 28 | at #13 Boston College | L | 4-6 | 33/44 | 14-9-3 | 7-5-2 | 2:15 | 7884 | Cal Petersen |
| * Feb 03 | #12 VERMONT | Tot | 4-4 | 34/47 | 14-9-4 | 7-5-3 | 2:33 | 4520 | Cal Petersen |
| * Feb 04 | #12 VERMONT | W | 4-1 | 28/32 | 15-9-4 | 8-5-3 | 2:21 | 4744 | Cal Petersen |
| * Feb 10 | at Maine | W | 3-2 | 28/31 | 16-9-4 | 9-5-3 | 2:10 | 4990 | Cal Petersen |
| * Feb 11 | at Maine | W | 4-2 | 40/19 | 17-9-4 | 10-5-3 | 2:09 | 4392 | Cal Petersen |
| * Feb 17 | #10 PROVIDENCE COLLEGE | W | 4-1 | 35/34 | 18-9-4 | 11-5-3 | 2:20 | 4509 | Cal Petersen |
| * Feb 18 | #10 PROVIDENCE COLLEGE | Tot | 3-3 | 35/42 | 18-9-5 | 11-5-4 | 2:30 | 5022 | Cal Petersen |
| * Feb 24 | at #6 Boston University | W | 3-1 | 26/38 | 19-9-5 | 12-5-4 | 2:20 | 4562 | Cal Petersen |
| * Feb 25 | at #5 Boston University | L | 1-4 | 41/36 | 19-10-5 | 12-6-4 | 2:12 | 5613 | Cal Petersen |
| Mar 10 | #10 PROVIDENCE COLLEGE | W | 5-0 | 25/43 | 20-10-5 | 12-6-4 | 2:06 | 3933 | Cal Petersen |
| Mar 11 | #10 PROVIDENCE COLLEGE | W | 5-2 | 38/30 | 21-10-5 | 12-6-4 | 2:30 | 4239 | Cal Petersen |
| Mar 17 | vs #4 UMass Lowell | L | 1-5 | 20/41 | 21-11-5 | 12-6-4 | 2:15 | 10979 | Cal Petersen |
| Mar 25 | vs #5 Minnesota | W | 3-2 | 29/33 | 22-11-5 | 12-6-4 | 2:26 | 6299 | Cal Petersen |
| Mar 26 | vs UMass Lowell | Wot | 3-2 | 28/29 | 23-11-5 | 12-6-4 | 2:56 | 4635 | Cal Petersen |

| Team Record | W-L-T | Attendance | Dates | Total | Avg. |
|-------------|---------|------------|-------|--------|------|
| Overall: | 23-11-5 | Total: | 39 | 171367 | 4394 |
| Conference: | 12-6-4 | Home: | 23 | 95476 | 4151 |
| Home: | 14-5-4 | Away: | 13 | 53978 | 4152 |
| Away: | 7-5-1 | Neutral: | 3 | 21913 | 7304 |
| Neutral: | 2-1-0 | | | | |
| Overtime: | 1-1-4 | | | | |

| Date | Opponent | Score | Goals | Shots | | Penalties | | Power Plays | |
|--------|----------------------|--------|----------|-----------|------------|-----------|-----------|-------------|----------|
| | | | | Assists | Shots | Pen-Min | Pen-Min | G-Ch | G-Ch |
| Oct 07 | ARIZONA STATE | 9-2 | 9 / 2 | 17 / 4 | 51 / 19 | 17-66 | / 31-116 | 6-19 | / 0-9 |
| Oct 08 | ARIZONA STATE | 4-2 | 4 / 2 | 8 / 4 | 37 / 25 | 5-10 | / 12-32 | 1-9 | / 1-4 |
| Oct 14 | at Minnesota Duluth | 3-4 | 3 / 4 | 5 / 7 | 23 / 32 | 6-12 | / 6-12 | 2-6 | / 1-6 |
| Oct 15 | at Minnesota Duluth | 3-1 | 3 / 1 | 6 / 1 | 38 / 28 | 4-8 | / 3-6 | 1-3 | / 0-4 |
| Oct 21 | PENN STATE | 3-3 | 3 / 3 | 4 / 6 | 33 / 32 | 9-18 | / 11-22 | 0-10 | / 1-8 |
| Oct 22 | PENN STATE | 2-3 | 2 / 3 | 4 / 5 | 28 / 33 | 5-10 | / 6-12 | 2-6 | / 0-5 |
| Oct 27 | UCONN | 2-4 | 2 / 4 | 4 / 7 | 49 / 25 | 1-2 | / 6-12 | 0-6 | / 1-1 |
| Oct 28 | UCONN | 6-2 | 6 / 2 | 11 / 4 | 39 / 32 | 2-4 | / 1-2 | 1-1 | / 1-2 |
| Nov 12 | at Northeastern | 5-2 | 5 / 2 | 10 / 4 | 28 / 25 | 4-8 | / 2-4 | 1-2 | / 2-4 |
| Nov 13 | at Northeastern | 0-0 | 0 / 0 | 0 / 0 | 22 / 16 | 4-8 | / 6-12 | 0-4 | / 0-3 |
| Nov 17 | UMASS LOWELL | 1-4 | 1 / 4 | 2 / 7 | 23 / 35 | 6-12 | / 5-10 | 0-4 | / 0-5 |
| Nov 18 | UMASS LOWELL | 4-1 | 4 / 1 | 8 / 2 | 34 / 22 | 7-25 | / 4-8 | 0-4 | / 0-6 |
| Nov 25 | HOLY CROSS | 5-3 | 5 / 3 | 8 / 4 | 30 / 20 | 2-4 | / 4-8 | 1-4 | / 1-2 |
| Nov 26 | CLARKSON | 0-2 | 0 / 2 | 0 / 2 | 35 / 27 | 6-23 | / 8-16 | 0-7 | / 0-4 |
| Dec 2 | at Massachusetts | 4-5 | 4 / 5 | 7 / 9 | 25 / 24 | 4-8 | / 2-4 | 1-2 | / 3-4 |
| Dec 3 | at Massachusetts | 3-0 | 3 / 0 | 6 / 0 | 36 / 22 | 7-14 | / 4-8 | 0-2 | / 0-5 |
| Dec 10 | BOSTON COLLEGE | 3-2 | 3 / 2 | 4 / 4 | 32 / 17 | 4-8 | / 6-12 | 1-6 | / 2-4 |
| Dec 31 | ALASKA | 5-0 | 5 / 0 | 9 / 0 | 38 / 34 | 6-12 | / 6-12 | 2-5 | / 0-4 |
| Jan 01 | ALASKA | 4-0 | 4 / 0 | 7 / 0 | 36 / 21 | 5-10 | / 5-21 | 2-5 | / 0-5 |
| Jan 06 | MICHIGAN TECH | 3-1 | 3 / 1 | 4 / 2 | 26 / 28 | 5-10 | / 6-12 | 0-6 | / 1-5 |
| Jan 07 | MICHIGAN TECH | 2-4 | 2 / 4 | 4 / 6 | 25 / 34 | 5-10 | / 4-8 | 1-3 | / 0-4 |
| Jan 13 | at Merrimack | 2-1 | 2 / 1 | 3 / 2 | 36 / 22 | 6-12 | / 4-8 | 0-4 | / 1-6 |
| Jan 14 | at Merrimack | 2-4 | 2 / 4 | 4 / 6 | 37 / 28 | 2-4 | / 3-6 | 1-3 | / 1-2 |
| Jan 20 | NEW HAMPSHIRE | 2-2 | 2 / 2 | 3 / 3 | 49 / 28 | 4-8 | / 4-8 | 0-3 | / 1-3 |
| Jan 21 | NEW HAMPSHIRE | 3-0 | 3 / 0 | 6 / 0 | 43 / 31 | 4-8 | / 5-10 | 0-3 | / 0-3 |
| Jan 28 | at Boston College | 4-6 | 4 / 6 | 8 / 11 | 33 / 44 | 4-8 | / 5-10 | 0-3 | / 0-3 |
| Feb 03 | VERMONT | 4-4 | 4 / 4 | 8 / 4 | 34 / 47 | 6-12 | / 6-12 | 1-5 | / 1-5 |
| Feb 04 | VERMONT | 4-1 | 4 / 1 | 5 / 1 | 28 / 32 | 5-10 | / 6-12 | 0-4 | / 0-3 |
| Feb 10 | at Maine | 3-2 | 3 / 2 | 3 / 3 | 28 / 31 | 4-8 | / 5-10 | 0-4 | / 1-4 |
| Feb 11 | at Maine | 4-2 | 4 / 2 | 8 / 4 | 40 / 19 | 4-8 | / 5-10 | 2-5 | / 0-3 |
| Feb 17 | PROVIDENCE COLLEGE | 4-1 | 4 / 1 | 6 / 0 | 35 / 34 | 3-6 | / 1-2 | 1-1 | / 0-2 |
| Feb 18 | PROVIDENCE COLLEGE | 3-3 | 3 / 3 | 6 / 4 | 35 / 42 | 2-4 | / 3-6 | 1-3 | / 0-2 |
| Feb 24 | at Boston University | 3-1 | 3 / 1 | 5 / 2 | 26 / 38 | 3-6 | / 3-6 | 0-2 | / 0-2 |
| Feb 25 | at Boston University | 1-4 | 1 / 4 | 2 / 8 | 41 / 36 | 5-10 | / 5-10 | 0-4 | / 1-4 |
| Mar 10 | PROVIDENCE COLLEGE | 5-0 | 5 / 0 | 10 / 0 | 25 / 43 | 3-6 | / 5-10 | 1-4 | / 0-1 |
| Mar 11 | PROVIDENCE COLLEGE | 5-2 | 5 / 2 | 9 / 3 | 38 / 30 | 3-6 | / 4-8 | 1-3 | / 1-2 |
| Mar 17 | vs UMass Lowell | 1-5 | 1 / 5 | 2 / 8 | 20 / 41 | 2-4 | / 2-4 | 0-2 | / 0-2 |
| Mar 25 | vs Minnesota | 3-2 | 3 / 2 | 5 / 3 | 29 / 33 | 5-10 | / 2-4 | 1-2 | / 1-5 |
| Mar 26 | vs UMass Lowell | 3-2 | 3 / 2 | 5 / 4 | 28 / 29 | 3-6 | / 1-2 | 0-1 | / 0-3 |
| Totals | | 127-87 | 127 / 87 | 226 / 144 | 1293 / 115 | 182-418 | / 207-487 | 31-170 | / 22-149 |

Note: Game totals are displayed in the format TEAM/OPPONENT for each category

| Date | Opponent | Score | Att. | Record: | Overall | Home | Away | Neutral |
|----------|-------------------------|---------|------|----------------|---------|-------|-------|---------|
| * Oct 27 | UCONN | L 2-4 | 2936 | ALL GAMES | 12-6-4 | 6-2-3 | 6-4-1 | 0-0-0 |
| * Oct 28 | UCONN | W 6-2 | 4065 | CONFERENCE | 12-6-4 | 6-2-3 | 6-4-1 | 0-0-0 |
| * Nov 12 | at Northeastern | W 5-2 | 3511 | NON-CONFERENCE | 0-0-0 | 0-0-0 | 0-0-0 | 0-0-0 |
| * Nov 13 | at Northeastern | T 0-0 | 1444 | | | | | |
| * Nov 17 | #5 UMASS LOWELL | L 1-4 | 3151 | | | | | |
| * Nov 18 | #5 UMASS LOWELL | W 4-1 | 4653 | | | | | |
| * Dec 2 | at Massachusetts | L 4-5 | 2481 | | | | | |
| * Dec 3 | at Massachusetts | W 3-0 | 3039 | | | | | |
| * Dec 10 | #3 BOSTON COLLEGE | W 3-2 | 5022 | | | | | |
| * Jan 13 | at Merrimack | W 2-1 | 2251 | | | | | |
| * Jan 14 | at Merrimack | L 2-4 | 2271 | | | | | |
| * Jan 20 | NEW HAMPSHIRE | Tot 2-2 | 4504 | | | | | |
| * Jan 21 | NEW HAMPSHIRE | W 3-0 | 4652 | | | | | |
| * Jan 28 | at #13 Boston College | L 4-6 | 7884 | | | | | |
| * Feb 03 | #12 VERMONT | Tot 4-4 | 4520 | | | | | |
| * Feb 04 | #12 VERMONT | W 4-1 | 4744 | | | | | |
| * Feb 10 | at Maine | W 3-2 | 4990 | | | | | |
| * Feb 11 | at Maine | W 4-2 | 4392 | | | | | |
| * Feb 17 | #10 PROVIDENCE COLLEGE | W 4-1 | 4509 | | | | | |
| * Feb 18 | #10 PROVIDENCE COLLEGE | Tot 3-3 | 5022 | | | | | |
| * Feb 24 | at #6 Boston University | W 3-1 | 4562 | | | | | |
| * Feb 25 | at #5 Boston University | L 1-4 | 5613 | | | | | |

| TEAM STATISTICS | ND | OPP |
|---------------------|--------|--------|
| SHOT STATISTICS | | |
| Goals-Shot attempts | 67-753 | 51-650 |
| Shot pct. | .089 | .078 |
| Goals/Game | 3.0 | 2.3 |
| Shots/Game | 34.2 | 29.5 |
| POWER PLAYS | | |
| Goals-Power Plays | 10-75 | 15-76 |
| Conversion Percent | .133 | .197 |
| Shot Attempts | 131 | 108 |
| Shot Percent | .076 | .139 |
| GOAL BREAKDOWN | | |
| Power Play | 10 | 15 |
| Short-handed | 3 | 1 |
| Empty net | 2 | 4 |
| Penalty | 0 | 0 |
| Unassisted | 4 | 4 |
| Overtime | 0 | 0 |
| PENALTIES | | |
| Number | 91 | 91 |
| Minutes | 193 | 182 |
| Penalties/Game | 4.1 | 4.1 |
| Pen minutes/Game | 8.8 | 8.3 |

| # | Player | gp | g | a | pts | sh | sh% | pen-min | pp | sh |
|-----------|-----------------|----|----|-----|-----|-----|------|---------|----|----|
| 10 | Anders Bjork | 21 | 12 | 13 | 25 | 73 | .164 | 5-10 | 2 | 2 |
| 18 | Jake Evans | 22 | 9 | 15 | 24 | 70 | .129 | 9-18 | 0 | 0 |
| 15 | Andrew Oglevie | 22 | 12 | 10 | 22 | 65 | .185 | 4-8 | 0 | 1 |
| 4 | Dennis Gilbert | 22 | 0 | 18 | 18 | 31 | .000 | 8-16 | 0 | 0 |
| 3 | Jordan Gross | 22 | 4 | 8 | 12 | 91 | .044 | 0-0 | 3 | 0 |
| 27 | Bobby Nardella | 16 | 3 | 9 | 12 | 37 | .081 | 2-4 | 2 | 0 |
| 26 | Cam Morrison | 22 | 4 | 5 | 9 | 40 | .100 | 1-2 | 1 | 0 |
| 22 | Andrew Peeke | 22 | 4 | 5 | 9 | 39 | .103 | 6-12 | 0 | 0 |
| 11 | Cal Burke | 22 | 2 | 7 | 9 | 52 | .038 | 1-2 | 0 | 0 |
| 25 | Dylan Malmquist | 22 | 3 | 4 | 7 | 41 | .073 | 5-10 | 1 | 0 |
| 16 | Connor Hurley | 11 | 2 | 5 | 7 | 8 | .250 | 5-10 | 0 | 0 |
| 6 | Tory Dello | 21 | 1 | 6 | 7 | 43 | .023 | 12-35 | 0 | 0 |
| 28 | Jack Jenkins | 22 | 3 | 3 | 6 | 62 | .048 | 1-2 | 0 | 0 |
| 9 | Dawson Cook | 22 | 1 | 4 | 5 | 25 | .040 | 3-6 | 0 | 0 |
| 19 | Mike O'Leary | 20 | 2 | 2 | 4 | 12 | .167 | 10-20 | 0 | 0 |
| 21 | Joe Wegwerth | 16 | 2 | 2 | 4 | 25 | .080 | 2-4 | 1 | 0 |
| 8 | Ben Ostlie | 14 | 1 | 1 | 2 | 6 | .167 | 2-4 | 0 | 0 |
| 29 | Bo Brauer | 14 | 1 | 0 | 1 | 4 | .250 | 1-2 | 0 | 0 |
| 12 | Felix Holmberg | 13 | 1 | 0 | 1 | 7 | .143 | 1-2 | 0 | 0 |
| 2 | Tony Bretzman | 8 | 0 | 1 | 1 | 5 | .000 | 1-2 | 0 | 0 |
| 40 | Cal Petersen | 22 | 0 | 1 | 1 | 0 | .000 | 1-2 | 0 | 0 |
| 24 | Luke Ripley | 22 | 0 | 0 | 0 | 17 | .000 | 11-22 | 0 | 0 |
| Total | | 22 | 67 | 119 | 186 | 753 | .089 | 91-193 | 10 | 3 |
| Opponents | | 22 | 51 | 85 | 136 | 650 | .078 | 91-182 | 15 | 1 |

| # | Goalie | gp | min | ga | gaavg | saves | save% | w-l-t |
|-----------|--------------|----|---------|----|-------|-------|-------|--------|
| 40 | Cal Petersen | 22 | 1310:04 | 47 | 2.15 | 599 | .927 | 12-6-4 |
| TM | EMPTY NET | 10 | 4:56 | 4 | - | 0 | .000 | 0-0-0 |
| Total | | 22 | 1315:00 | 51 | 2.33 | 599 | .922 | 12-6-4 |
| Opponents | | 22 | 1315:00 | 67 | 3.06 | 686 | .911 | 6-12-4 |

| Attendance Summary | ND | Opponent |
|--------------------|---------|----------|
| Total | 47778 | 42438 |
| Dates/Avg Per Date | 11/4343 | 11/3858 |
| Neutral Site #/Avg | 0/0 | |

| Goals by Period | 1st | 2nd | 3rd | Total |
|-----------------|-----|-----|-----|-------|
| Notre Dame | 15 | 22 | 30 | 67 |
| Opponents | 16 | 16 | 19 | 51 |

| Saves by Period | 1st | 2nd | 3rd | Total |
|-----------------|-----|-----|-----|-------|
| Notre Dame | 199 | 194 | 199 | 599 |
| Opponents | 218 | 257 | 204 | 686 |

| Opponent | Date | Score | 2 BRETZMAN,T | 3 GROSS,JORD | 4 GILBERT,DEN | 6 DELLO,TORY | 8 OSTLIE,BEN | 9 COOK,DAWS | 10 BJORK,ANDE | 11 BURKE,CAL | 12 HOLMBERG,F | 15 OGLEVIE,AN | 16 HURLEY,CON |
|----------|--------|-------|-----------------|-----------------|------------------|-----------------|-----------------|----------------|------------------|-----------------|------------------|------------------|------------------|
| ASU | Oct 07 | 9-2 W | DNP | 1-2-3 | 0-1-1 | 0-2-2 | DNP | DNP | 2-1-3 | 0-1-1 | 0-0-0 | 1-2-3 | 0-2-2 |
| ASU | Oct 08 | 4-2 W | 0-0-0 | 0-1-1 | 0-0-0 | 0-0-0 | 0-0-0 | 0-0-0 | 2-2-4 | 0-0-0 | DNP | 0-0-0 | 1-2-3 |
| at UMD | Oct 14 | 3-4 L | DNP | 0-0-0 | 0-0-0 | 0-0-0 | 0-0-0 | 0-0-0 | 1-0-1 | 0-0-0 | 0-0-0 | 1-1-2 | 0-1-1 |
| at UMD | Oct 15 | 3-1 W | 0-0-0 | 1-0-1 | 0-0-0 | 0-0-0 | 0-0-0 | 0-0-0 | 0-2-2 | 0-0-0 | DNP | 1-0-1 | 0-1-1 |
| PSU | Oct 21 | 3-3 t | DNP | 1-1-2 | 0-0-0 | 0-0-0 | 0-0-0 | 0-1-1 | 0-1-1 | 0-0-0 | 0-0-0 | 1-0-1 | 0-0-0 |
| PSU | Oct 22 | 2-3 L | 0-0-0 | 0-1-1 | 0-0-0 | 0-0-0 | 0-0-0 | 0-0-0 | 0-0-0 | 0-0-0 | DNP | 0-2-2 | 0-0-0 |
| UCONN | Oct 27 | 2-4 L | DNP | 0-0-0 | 0-0-0 | 1-0-1 | 0-0-0 | 0-0-0 | 0-1-1 | 0-0-0 | DNP | 0-1-1 | 0-1-1 |
| UCONN | Oct 28 | 6-2 W | DNP | 0-0-0 | 0-2-2 | 0-1-1 | DNP | 0-1-1 | 2-2-4 | 0-0-0 | 0-0-0 | 0-1-1 | 1-1-2 |
| at NU | Nov 12 | 5-2 W | DNP | 1-0-1 | 0-2-2 | 0-0-0 | DNP | 0-0-0 | 0-2-2 | 0-0-0 | 0-0-0 | 1-2-3 | 0-0-0 |
| at NU | Nov 13 | 0-0 t | DNP | 0-0-0 | 0-0-0 | 0-0-0 | 0-0-0 | 0-0-0 | 0-0-0 | 0-0-0 | 0-0-0 | 0-0-0 | 0-0-0 |
| UML | Nov 17 | 1-4 L | DNP | 0-1-1 | 0-0-0 | 0-0-0 | 0-0-0 | 0-0-0 | 0-0-0 | 0-0-0 | DNP | 0-0-0 | 1-0-1 |
| UML | Nov 18 | 4-1 W | DNP | 0-0-0 | 0-0-0 | 0-0-0 | 0-0-0 | 1-0-1 | 1-1-2 | 0-2-2 | DNP | 0-0-0 | 0-1-1 |
| HC | Nov 25 | 5-3 W | DNP | 0-1-1 | 0-0-0 | 0-2-2 | 0-0-0 | 0-0-0 | 1-2-3 | 0-0-0 | 0-0-0 | 1-0-1 | 1-1-2 |
| CLARKSON | Nov 26 | 0-2 L | DNP | 0-0-0 | 0-0-0 | 0-0-0 | DNP | 0-0-0 | 0-0-0 | 0-0-0 | DNP | 0-0-0 | 0-0-0 |
| at UMASS | Dec 2 | 4-5 L | DNP | 0-1-1 | 0-0-0 | 0-0-0 | DNP | 0-0-0 | 2-0-2 | 0-0-0 | DNP | 0-1-1 | 0-1-1 |
| at UMASS | Dec 3 | 3-0 W | 0-1-1 | 0-0-0 | 0-1-1 | DNP | 0-0-0 | 0-0-0 | 0-1-1 | 0-1-1 | DNP | 1-0-1 | 0-0-0 |
| BC | Dec 10 | 3-2 W | 0-0-0 | 0-0-0 | 0-0-0 | 0-0-0 | DNP | 0-0-0 | 2-0-2 | 0-0-0 | DNP | 1-0-1 | 0-1-1 |
| UAF | Dec 31 | 5-0 W | DNP | 0-3-3 | 0-1-1 | 0-0-0 | 0-0-0 | 0-0-0 | 0-2-2 | 1-0-1 | DNP | 1-0-1 | DNP |
| UAF | Jan 01 | 4-0 W | DNP | 1-1-2 | 0-0-0 | 0-0-0 | 0-0-0 | DNP | 1-1-2 | 0-0-0 | DNP | 0-1-1 | DNP |
| MTU | Jan 06 | 3-1 W | DNP | 0-1-1 | 0-0-0 | 0-0-0 | 0-0-0 | 0-0-0 | 0-1-1 | 0-0-0 | DNP | 0-0-0 | 0-0-0 |
| MTU | Jan 07 | 2-4 L | DNP | 0-0-0 | 0-0-0 | 0-0-0 | 0-0-0 | 0-0-0 | 0-0-0 | 0-0-0 | DNP | 0-1-1 | 0-0-0 |
| at MER | Jan 13 | 2-1 W | DNP | 0-0-0 | 0-1-1 | 0-0-0 | DNP | 0-0-0 | 1-0-1 | 0-0-0 | DNP | 1-0-1 | 0-0-0 |
| at MER | Jan 14 | 2-4 L | 0-0-0 | 1-0-1 | 0-1-1 | 0-0-0 | 0-0-0 | 0-0-0 | 0-1-1 | 0-0-0 | DNP | 1-1-2 | 0-0-0 |
| UNH | Jan 20 | 2-2 t | 0-0-0 | 0-0-0 | 0-0-0 | 0-0-0 | DNP | 0-0-0 | 0-0-0 | 0-1-1 | 0-0-0 | 1-0-1 | DNP |
| UNH | Jan 21 | 3-0 W | 0-0-0 | 0-1-1 | 0-0-0 | 0-0-0 | DNP | 0-0-0 | 0-1-1 | 0-0-0 | 0-0-0 | 0-2-2 | DNP |
| at BC | Jan 28 | 4-6 L | 0-0-0 | 0-2-2 | 0-2-2 | 0-1-1 | DNP | 0-0-0 | 1-1-2 | 0-0-0 | 1-0-1 | 2-0-2 | DNP |
| UVM | Feb 03 | 4-4 t | 0-0-0 | 0-1-1 | 0-0-0 | 0-1-1 | 0-0-0 | 0-0-0 | DNP | 0-1-1 | 0-0-0 | 1-0-1 | DNP |
| UVM | Feb 04 | 4-1 W | 0-0-0 | 1-0-1 | 0-2-2 | 0-0-0 | 0-0-0 | 0-1-1 | 0-0-0 | 1-0-1 | 0-0-0 | 1-0-1 | DNP |
| at MAINE | Feb 10 | 3-2 W | DNP | 0-0-0 | 0-2-2 | 0-0-0 | 0-0-0 | 0-0-0 | 1-0-1 | 0-1-1 | 0-0-0 | 1-0-1 | DNP |
| at MAINE | Feb 11 | 4-2 W | DNP | 1-1-2 | 0-1-1 | 0-0-0 | 0-0-0 | 0-1-1 | 0-1-1 | 0-1-1 | 0-0-0 | 1-0-1 | DNP |
| PC | Feb 17 | 4-1 W | DNP | 0-0-0 | 0-2-2 | 0-1-1 | 0-0-0 | DNP | 2-0-2 | 1-0-1 | 0-0-0 | 0-1-1 | DNP |
| PC | Feb 18 | 3-3 t | DNP | 0-1-1 | 0-2-2 | 0-1-1 | 0-0-0 | 0-0-0 | 0-1-1 | 0-0-0 | 0-0-0 | 0-0-0 | DNP |
| at BU | Feb 24 | 3-1 W | DNP | 0-0-0 | 0-0-0 | 0-1-1 | 1-0-1 | 0-0-0 | 0-1-1 | 0-0-0 | 0-0-0 | 0-1-1 | DNP |
| at BU | Feb 25 | 1-4 L | DNP | 0-0-0 | 0-0-0 | 0-0-0 | 0-1-1 | 0-1-1 | 0-0-0 | 0-0-0 | DNP | 0-0-0 | DNP |
| PC | Mar 10 | 5-0 W | DNP | 1-1-2 | 0-0-0 | 0-1-1 | 0-0-0 | 0-0-0 | 0-1-1 | 0-0-0 | DNP | 1-0-1 | DNP |
| PC | Mar 11 | 5-2 W | DNP | 1-0-1 | 0-1-1 | 0-0-0 | 0-0-0 | 0-0-0 | 0-2-2 | DNP | 0-0-0 | 0-3-3 | DNP |
| vs UML | Mar 17 | 1-5 L | 0-0-0 | 0-0-0 | 0-1-1 | 0-0-0 | 0-0-0 | 0-0-0 | 0-0-0 | DNP | DNP | 0-0-0 | DNP |
| vs MINN | Mar 25 | 3-2 W | 0-0-0 | 0-1-1 | 0-0-0 | 0-0-0 | 0-0-0 | 0-0-0 | 2-0-2 | DNP | DNP | 1-0-1 | DNP |
| vs UML | Mar 26 | 3-2 W | 0-0-0 | 0-0-0 | 0-0-0 | 0-0-0 | 0-0-0 | 0-0-0 | 0-3-3 | DNP | DNP | 1-0-1 | DNP |

| Opponent | Date | Score | 18 EVANS,JAKE | 19 O'LEARY,MIK | 21 WEGWERTH, | 22 PEEKE,ANDR | 24 RIPLEY,LUKE | 25 MALMQUIST, | 26 MORRISON,C | 27 NARDELLA,B | 28 JENKINS,JAC | 29 BRAUER,BO | 32 MORRIS,CAL |
|----------|--------|-------|------------------|-------------------|-----------------|------------------|-------------------|------------------|------------------|------------------|-------------------|-----------------|------------------|
| ASU | Oct 07 | 9-2 W | 0-1-1 | 0-0-0 | 0-1-1 | 0-0-0 | 0-0-0 | 1-1-2 | 0-2-2 | 2-1-3 | 0-0-0 | 2-0-2 | 0-0-0 |
| ASU | Oct 08 | 4-2 W | 0-0-0 | 0-0-0 | DNP | 0-0-0 | 0-0-0 | 1-2-3 | 0-0-0 | 0-1-1 | 0-0-0 | DNP | DNP |
| at UMD | Oct 14 | 3-4 L | 0-2-2 | 0-0-0 | 0-0-0 | 0-0-0 | 0-0-0 | 0-0-0 | 1-1-2 | 0-0-0 | DNP | DNP | DNP |
| at UMD | Oct 15 | 3-1 W | 0-0-0 | 0-0-0 | 0-0-0 | 0-0-0 | DNP | 1-2-3 | 0-0-0 | 0-1-1 | DNP | 0-0-0 | DNP |
| PSU | Oct 21 | 3-3 t | 1-1-2 | 0-0-0 | 0-0-0 | 0-0-0 | 0-0-0 | 0-0-0 | 0-0-0 | 0-0-0 | DNP | DNP | DNP |
| PSU | Oct 22 | 2-3 L | 0-1-1 | 0-0-0 | 2-0-2 | 0-0-0 | DNP | 0-0-0 | 0-0-0 | 0-0-0 | DNP | 0-0-0 | DNP |
| UCONN | Oct 27 | 2-4 L | 1-0-1 | 0-0-0 | 0-0-0 | 0-0-0 | 0-0-0 | 0-1-1 | 0-0-0 | 0-0-0 | 0-0-0 | DNP | DNP |
| UCONN | Oct 28 | 6-2 W | 0-1-1 | 0-0-0 | 1-0-1 | 0-1-1 | 0-0-0 | 0-1-1 | 1-0-1 | 0-0-0 | 1-0-1 | DNP | DNP |
| at NU | Nov 12 | 5-2 W | 1-2-3 | 0-0-0 | 0-0-0 | 1-0-1 | 0-0-0 | 0-0-0 | 1-1-2 | 0-1-1 | 0-0-0 | DNP | DNP |
| at NU | Nov 13 | 0-0 t | 0-0-0 | DNP | 0-0-0 | 0-0-0 | 0-0-0 | 0-0-0 | 0-0-0 | 0-0-0 | 0-0-0 | DNP | DNP |
| UML | Nov 17 | 1-4 L | 0-0-0 | 0-0-0 | 0-0-0 | 0-0-0 | 0-0-0 | 0-1-1 | 0-0-0 | 0-0-0 | 0-0-0 | DNP | DNP |
| UML | Nov 18 | 4-1 W | 0-0-0 | DNP | 0-0-0 | 1-1-2 | 0-0-0 | 0-0-0 | 0-0-0 | 1-2-3 | 0-1-1 | 0-0-0 | DNP |
| HC | Nov 25 | 5-3 W | 0-1-1 | DNP | 1-0-1 | 0-0-0 | 0-0-0 | 0-1-1 | 1-0-1 | 0-0-0 | 0-0-0 | DNP | DNP |
| CLARKSON | Nov 26 | 0-2 L | 0-0-0 | 0-0-0 | 0-0-0 | 0-0-0 | 0-0-0 | 0-0-0 | 0-0-0 | 0-0-0 | 0-0-0 | 0-0-0 | DNP |
| at UMASS | Dec 2 | 4-5 L | 0-1-1 | 0-0-0 | 0-0-0 | 1-1-2 | 0-0-0 | 0-0-0 | 0-0-0 | 1-2-3 | 0-0-0 | 0-0-0 | DNP |
| at UMASS | Dec 3 | 3-0 W | 2-0-2 | 0-0-0 | 0-1-1 | 0-0-0 | 0-0-0 | 0-0-0 | 0-1-1 | 0-0-0 | 0-0-0 | DNP | DNP |
| BC | Dec 10 | 3-2 W | 0-1-1 | 0-0-0 | 0-1-1 | 0-0-0 | 0-0-0 | 0-0-0 | 0-1-1 | 0-0-0 | 0-0-0 | DNP | DNP |
| UAF | Dec 31 | 5-0 W | 0-1-1 | 0-0-0 | 0-0-0 | 0-0-0 | 0-0-0 | 2-0-2 | 1-1-2 | 0-1-1 | 0-0-0 | 0-0-0 | DNP |
| UAF | Jan 01 | 4-0 W | 1-0-1 | 0-0-0 | 0-1-1 | 0-1-1 | 0-0-0 | 0-2-2 | 0-0-0 | 0-0-0 | 1-0-1 | 0-0-0 | DNP |
| MTU | Jan 06 | 3-1 W | 1-0-1 | 0-0-0 | 1-0-1 | 0-1-1 | 0-0-0 | 0-1-1 | 0-0-0 | 0-0-0 | 1-0-1 | DNP | DNP |
| MTU | Jan 07 | 2-4 L | 0-1-1 | 0-0-0 | 0-0-0 | 0-2-2 | 0-0-0 | 0-0-0 | 1-0-1 | 1-0-1 | 0-0-0 | DNP | DNP |
| at MER | Jan 13 | 2-1 W | 0-0-0 | 0-0-0 | 0-0-0 | 0-0-0 | 0-0-0 | 0-0-0 | 0-0-0 | 0-1-1 | 0-1-1 | 0-0-0 | DNP |
| at MER | Jan 14 | 2-4 L | 0-1-1 | 0-0-0 | 0-0-0 | 0-0-0 | 0-0-0 | 0-0-0 | 0-0-0 | DNP | 0-0-0 | DNP | DNP |
| UNH | Jan 20 | 2-2 t | 0-1-1 | 0-0-0 | 1-0-1 | 0-0-0 | 0-0-0 | 0-0-0 | 0-0-0 | DNP | 0-1-1 | 0-0-0 | DNP |
| UNH | Jan 21 | 3-0 W | 1-1-2 | 0-0-0 | 0-0-0 | 1-0-1 | 0-0-0 | 1-0-1 | 0-1-1 | DNP | 0-0-0 | 0-0-0 | DNP |
| at BC | Jan 28 | 4-6 L | 0-2-2 | 0-0-0 | 0-0-0 | 0-0-0 | 0-0-0 | 0-0-0 | 0-0-0 | DNP | 0-0-0 | 0-0-0 | DNP |
| UVM | Feb 03 | 4-4 t | 1-1-2 | 0-1-1 | 0-0-0 | 0-2-2 | 0-0-0 | 0-1-1 | 1-0-1 | DNP | 0-0-0 | 1-0-1 | DNP |
| UVM | Feb 04 | 4-1 W | 0-1-1 | 1-0-1 | DNP | 0-0-0 | 0-0-0 | 0-0-0 | 0-0-0 | DNP | 0-0-0 | 0-0-0 | DNP |
| at MAINE | Feb 10 | 3-2 W | 0-0-0 | 0-0-0 | DNP | 0-0-0 | 0-0-0 | 0-0-0 | 0-0-0 | 0-0-0 | 1-0-1 | 0-0-0 | DNP |
| at MAINE | Feb 11 | 4-2 W | 0-1-1 | 0-0-0 | DNP | 0-0-0 | 0-0-0 | 2-0-2 | 0-0-0 | 0-2-2 | 0-0-0 | 0-0-0 | DNP |
| PC | Feb 17 | 4-1 W | 0-1-1 | 0-0-0 | DNP | 0-0-0 | 0-0-0 | 0-0-0 | 0-0-0 | 0-1-1 | 1-0-1 | 0-0-0 | DNP |
| PC | Feb 18 | 3-3 t | 1-1-2 | 0-0-0 | DNP | 0-0-0 | 0-0-0 | 0-0-0 | 1-0-1 | 1-0-1 | 0-0-0 | 0-0-0 | DNP |
| at BU | Feb 24 | 3-1 W | 2-0-2 | 0-1-1 | DNP | 0-0-0 | 0-0-0 | 0-0-0 | 0-1-1 | 0-0-0 | 0-0-0 | 0-0-0 | DNP |
| at BU | Feb 25 | 1-4 L | 0-0-0 | 1-0-1 | 0-0-0 | 0-0-0 | 0-0-0 | 0-0-0 | 0-0-0 | 0-0-0 | 0-0-0 | 0-0-0 | DNP |
| PC | Mar 10 | 5-0 W | 1-1-2 | 0-0-0 | 1-0-1 | 0-0-0 | 0-0-0 | 0-0-0 | 0-1-1 | 0-1-1 | 1-1-2 | 0-2-2 | DNP |
| PC | Mar 11 | 5-2 W | 0-1-1 | 0-0-0 | 0-0-0 | 0-0-0 | 0-0-0 | 2-0-2 | 1-1-2 | 1-0-1 | 0-1-1 | 0-0-0 | DNP |
| vs UML | Mar 17 | 1-5 L | 0-0-0 | 0-0-0 | 0-0-0 | 0-1-1 | 0-0-0 | 0-0-0 | 0-0-0 | 0-0-0 | 1-0-1 | 0-0-0 | DNP |
| vs MINN | Mar 25 | 3-2 W | 0-2-2 | 0-0-0 | 0-0-0 | 0-0-0 | 0-0-0 | 0-1-1 | 0-0-0 | 0-0-0 | 0-0-0 | 0-0-0 | DNP |
| vs UML | Mar 26 | 3-2 W | 0-1-1 | 0-0-0 | 0-0-0 | 0-0-0 | 0-0-0 | 0-1-1 | 2-0-2 | 0-0-0 | 0-0-0 | 0-0-0 | DNP |

Hockey Game Box Score (Final)
Arizona State vs #8 Notre Dame (Oct 07, 2016 at Notre Dame, Ind.)

Arizona State (0-1-0) vs. Notre Dame (1-0-0, 0-0-0 HEA)
Date: Oct 07, 2016 • Location: Notre Dame, Ind. • Arena: Compton Ice Arena
Attendance: 3356 • Start time: 7:35 PM • End time: 10:10 PM • Total time: 2:45

Hockey Game Box Score (Final)
Arizona State vs #8 Notre Dame (Oct 08, 2016 at Notre Dame, Ind.)

Arizona State (0-2-0) vs. Notre Dame (2-0-0, 0-0-0 HEA)
Date: Oct 08, 2016 • Location: Notre Dame, Ind. • Arena: Compton Ice Arena
Attendance: 3554 • Start time: 7:05 PM • End time: 9:23 PM • Total time: 2:18

GOALTENDERS
Arizona State: 35 Joey Daccord L 59:45 9 22 9 11 42
Notre Dame: 40 Cal Petersen W 39:41 1 4 6 0 10

GOALTENDERS
Arizona State: 38 ROBERT LEVIN L 59:44 3 8 12 13 33
Notre Dame: 40 Cal Petersen W 59:34 2 8 10 5 23

PENALTY SUMMARY
1st Anthony Croston ASU 2.Slashing 05:19 PP
1st Edward McGovern ASU 2.Cross-Checking 05:46 PP
1st Ryan Belonger ASU 2.Tripping 10:08 PP

PENALTY SUMMARY
1st Tyler Busch ASU 2.Boarding 04:48 PP
1st Tony Dello ND 2.Blowing 09:44 PP
1st Tyler Busch ASU 2.Hooking 10:53 PP

Hockey Game Box Score (Final)
#5 Notre Dame vs #4 Minnesota Duluth (Oct 14, 2016 at Duluth, Minn.)

Notre Dame (2-1-0)(0-0-0 HEA) vs. Minnesota Duluth (3-0-2)(0-0-0 NCHC)
Date: Oct 14, 2016 • Location: Duluth, Minn. • Arena: AMSOL Arena
Attendance: 5526 • Start time: 7:07 pm • End time: 9:27 • Total time: 2:20

Hockey Game Box Score (Final)
#5 Notre Dame vs #4 Minnesota Duluth (Oct 15, 2016 at Duluth, Minn.)

Notre Dame (3-1-0)(0-0-0 HEA) vs. Minnesota Duluth (3-1-2)(0-0-0 NCHC)
Date: Oct 15, 2016 • Location: Duluth, Minn. • Arena: AMSOL Arena
Attendance: 6014 • Start time: 7:07 pm • End time: 9:20 • Total time: 2:13

Prd Time Team Scored by Assists Vis. on ice Home on ice
1. 1st 07:12 ND PP Andrew Ogvie/2 Cam Morrison/3
2. 1st 09:03 UMD PP Willie Raskob/2
3. 1st 13:12 UMD EV Adam Johnson/2
4. 1st 15:35 ND PP Cam Morrison/1
5. 1st 18:04 UMD EV Alex Iafallo/2

Prd Time Team Scored by Assists Vis. on ice Home on ice
1. 2nd 01:53 UMD EV Adam Johnson/4
2. 2nd 15:22 ND PP Andrew Ogvie/3
3. 3rd 05:01 ND EV Jordan Gross/2
4. 3rd 05:56 ND EV Dylan Malmquist/3

GOALTENDERS
Notre Dame: 40 Cal Petersen L 58:26 4 11 16 6 28
Minnesota Duluth: 37 Nick Deery W 59:53 3 8 4 8 20
PENALTY SUMMARY
1st Connor Hurley ND 2.Slashing 07:26 PP
1st Riley Tuftle ND 2.Blowing 10:21 PP
1st Willie Raskob UMD 18:21 PP

GOALTENDERS
Notre Dame: 40 Cal Petersen W 59:25 1 13 6 8 27
Minnesota Duluth: 32 Hunter Shepard L 58:31 3 13 16 6 35
PENALTY SUMMARY
1st Jared Thomas UMD 2.Hooking 11:59 PP
1st Jared Thomas UMD 2.Interference 14:44 PP
1st Dennis Gilbert ND 2.Boarding 17:56 PP

Hockey Game Box Score (Final) Penn State vs #3 Notre Dame (Oct 21, 2016 at Notre Dame, Ind.)

Penn State (2-1-1, 0-0-0 BIG) vs. Notre Dame (3-1-1, 0-0-0 HEA) Date: Oct 21, 2016 • Location: Notre Dame, Ind. • Arena: Compton Family Arena Attendance: 3411 • Start time: 7:35 PM • End time: 10:02 PM • Total time: 2:27

Main game statistics table for Penn State vs Notre Dame, including goals by period, shots by period, power play goals, assists, and penalty summary.

GOALTENDERS and PENALTY SUMMARY tables for Penn State vs Notre Dame, listing individual player performance and infractions.

Penn State-Jones, Peyton (2-0-1). Notre Dame-Cal Petersen (3-1-1). Timeout by Penn State at 1:39 in OT period.

Referee's signature

Hockey Game Box Score (Final) Penn State vs #3 Notre Dame (Oct 22, 2016 at Notre Dame, Ind.)

Penn State (3-1-1, 0-0-0 BIG) vs. Notre Dame (3-2-1, 0-0-0 HEA) Date: Oct 22, 2016 • Location: Notre Dame, Ind. • Arena: Compton Ice Arena Attendance: 3518 • Start time: 7:10 PM • End time: 9:30 PM • Total time: 2:20

Main game statistics table for Penn State vs Notre Dame, including goals by period, shots by period, power play goals, assists, and penalty summary.

GOALTENDERS and PENALTY SUMMARY tables for Penn State vs Notre Dame, listing individual player performance and infractions.

Win-Jones, Peyton (3-0-1). Loss-Cal Petersen (3-2-1). PSU Timeout at 12:49 of 2nd Period.

Referee's signature

Hockey Game Box Score (Final) UCONN vs #6 Notre Dame (Oct 27, 2016 at Notre Dame, Ind.)

UCONN (3-1-2, 1-0-0 HEA) vs. Notre Dame (3-3-1, 0-1-0 HEA) Date: Oct 27, 2016 • Location: Notre Dame, Ind. • Arena: Compton Family Arena Attendance: 2936 • Start time: 7:35 PM • End time: 9:58 PM • Total time: 2:23

Main game statistics table for UCONN vs Notre Dame, including goals by period, shots by period, power play goals, assists, and penalty summary.

GOALTENDERS and PENALTY SUMMARY tables for UCONN vs Notre Dame, listing individual player performance and infractions.

Win-Huska, Adam (1-1-1). Loss-Cal Petersen (3-3-1).

Referee's signature

Hockey Game Box Score (Final) UCONN vs #6 Notre Dame (Oct 28, 2016 at Notre Dame, Ind.)

UCONN (3-2-3, 1-1-0) vs. Notre Dame (4-3-1, 1-1-0) Date: Oct 28, 2016 • Location: Notre Dame, Ind. • Arena: Compton Ice Arena Attendance: 4065 • Start time: 7:35 PM • End time: 9:35 • Total time: 2:00

Main game statistics table for UCONN vs Notre Dame, including goals by period, shots by period, power play goals, assists, and penalty summary.

GOALTENDERS and PENALTY SUMMARY tables for UCONN vs Notre Dame, listing individual player performance and infractions.

Win-Cal Petersen (4-3-1). Loss-Nichols, Rob (2-1-2).

Referee's signature

Hockey Game Box Score (Final)
#9 Notre Dame vs Northeastern (Nov 12, 2016 at Boston, Mass.)

Notre Dame (5-3-1, 2-1-1 HEA) vs. Northeastern (3-4-3, 0-3-1 HEA)
Date: Nov 12, 2016 • Location: Boston, Mass. • Arena: Matthews Arena
Attendance: 3511 • Start time: 7:00pm • End time: 9:20pm • Total time: 2:20

| Prd | Time | Team | Scored by | Assists | Vis. on ice | Home on ice | Goals by Period |
|-----|-----------|------|------------------------|---|---------------|---------------|------------------------------|
| 1 | 08:57 | NU | PP Sikura, Dylan/4 | Gaudette, Adam/7 Davies, Jeremy/3 | 28,11,4,3 | 9,8,4,12,14 | Team 1 2 3 Tot NU 0 0 3 3 |
| 2 | 2nd 02:23 | ND | PP Jordan Gross/4 | Andrew Oglvie/8 | 3,10,15,18,26 | 16,5,12,14 | NU 1 1 0 2 |
| 3 | 2nd 15:57 | NU | PP Aston-Reese, Zach/6 | Williams, Eric/3 Davies, Jeremy/4 | 22,24,4,28 | 12,20,4,8,9 | |
| 4 | 2nd 18:06 | ND | EV Andrew Oglvie/5 | Jake Evans/7 Dennis Gilbert/4 | 15,18,14,26,3 | 26,4,8,9,20 | |
| 5 | 3rd 08:54 | ND | EV Cam Morrison/3 | Dennis Gilbert/5 | 26,4,18,15,3 | 9,8,20,13,4 | |
| 6 | 3rd 13:48 | ND | EV Jake Evans/3 | Jake Evans Andrew Oglvie/9 Cam Morrison/4 | 18,4,3,15,26 | 9,5,26,14,8 | |
| 7 | 3rd 14:55 | ND | EV Andrew Peeke/1 | Anders Bjork/11 Bobby Nardella/4 | 22,10,25,3,18 | 19,16,5,14,12 | |

TEAM SUMMARY

| # | Notre Dame | 1 | 2 | 3 | Tot | +/- | # | Northeastern | 1 | 2 | 3 | Tot | +/- |
|---------|-----------------|---|---|---|-----|-----|-----------------|-------------------|---|---|----|-----|-----|
| 3 | Jordan Gross | 0 | 1 | 1 | 2 | +4 | 2 | Owens, Trevor | 0 | 0 | 0 | 0 | 0 |
| 4 | Dennis Gilbert | 0 | 1 | 0 | 1 | +3 | 4 | Davies, Jeremy | 2 | 0 | 0 | 2 | -2 |
| 5 | Tory Dello | 0 | 1 | 0 | 1 | 0 | 5 | Shea, Ryan | 1 | 1 | 0 | 2 | -2 |
| 9 | Dawson Cook | 1 | 1 | 0 | 2 | 0 | 7 | Picking, John | 0 | 1 | 0 | 1 | 0 |
| 10 | Anders Bjork | 1 | 2 | 4 | +1 | 8 | Gaudette, Adam | 3 | 2 | 0 | 5 | -3 | |
| 11 | Cal Burke | 0 | 0 | 0 | 0 | 0 | 9 | Sikura, Dylan | 1 | 0 | 1 | -3 | |
| 12 | Felix Holmberg | 0 | 0 | 0 | 0 | 0 | 12 | Aston-Reese, Zach | 0 | 1 | 1 | -1 | |
| 15 | Andrew Oglvie | 0 | 1 | 1 | 2 | +3 | 13 | Lerario, Biagio | 0 | 1 | 0 | -1 | |
| 16 | Connor Hurley | 0 | 1 | 1 | 2 | +1 | 14 | Cockenill, Garret | 1 | 2 | 0 | -2 | |
| 18 | Jake Evans | 0 | 0 | 1 | 1 | +4 | 16 | Collier, Brendan | 0 | 1 | 2 | -1 | |
| 19 | Mike O'Leary | 1 | 0 | 0 | 1 | 0 | 17 | Filipe, Matt | 0 | 0 | 0 | 0 | |
| 21 | Joe Wegwerth | 0 | 0 | 0 | 0 | 0 | 19 | Griffin, Lincoln | 1 | 0 | 0 | -1 | |
| 22 | Andrew Peeke | 0 | 2 | 2 | +1 | 20 | Williams, Eric | 0 | 0 | 0 | -2 | | |
| 24 | Luke Ripley | 1 | 0 | 1 | 2 | 0 | 22 | Pond, Tanner | 0 | 0 | 1 | 0 | |
| 25 | Dylan Malmquist | 0 | 0 | 0 | 0 | 0 | 24 | Jamieson, Mike | 0 | 0 | 0 | 0 | |
| 26 | Cam Morrison | 2 | 1 | 4 | +3 | 25 | Schule, Patrick | 1 | 0 | 0 | 1 | | |
| 27 | Bobby Nardella | 1 | 0 | 1 | 2 | 0 | 26 | Rosenthal, Ryan | 0 | 0 | 1 | -2 | |
| 28 | Jack Jenkins | 0 | 2 | 4 | 0 | 0 | 29 | Cecere, Garrett | 1 | 0 | 1 | 0 | |
| TM TEAM | 0 | 0 | 0 | 0 | 0 | 0 | Totals | 12 | 9 | 4 | 25 | -20 | |

GOALTENDERS

| # | Notre Dame | Dec | Min | GA | 1 | 2 | 3 | Saves | # | Northeastern | Dec | Min | GA | 1 | 2 | 3 | Saves |
|----|--------------|-----|-------|----|----|---|---|-------|----|--------------|-------------|-------|------|---|---|---|-------|
| 40 | Cal Petersen | W | 60:00 | 2 | 11 | 8 | 4 | 23 | 41 | Ruck, Ryan | L | 54:51 | 5 | 9 | 5 | 8 | 22 |
| | EMPTY NET | | | | | | | | | EMPTY NET | | | | | | | |
| | | | | | | | | | | 1 | Theut, Jake | | 5:05 | 0 | 0 | 1 | 1 |

PENALTY SUMMARY

| Prd | Player | Team | Min/Offense | Time | Prd | Player | Team | Min/Offense | Time |
|-----|-----------------|------|-------------|----------|-----|----------------|------|-----------------------|----------|
| 1st | Jake Evans | ND | 2.Hooking | 07:41 PP | 2nd | Luke Ripley | ND | 2.Hitting From Behind | 13:26 PP |
| 2nd | Schule, Patrick | NU | 2.Elbowing | 00:43 PP | 2nd | Tory Dello | ND | 2.Hitting From Behind | 14:44 PP |
| 2nd | Dylan Malmquist | ND | 2.Elbowing | 04:46 PP | 3rd | Davies, Jeremy | NU | 2.Hooking | 19:26 PP |

Win-Cal Petersen (5-3-1). Loss-Ruck, Ryan (3-4-3).

Referee's signature

Hockey Game Box Score (Final)
#9 Notre Dame vs Northeastern (Nov 13, 2016 at Boston, Mass.)

Notre Dame (5-3-2, 2-1-1) vs. Northeastern (3-4-4, 0-3-2)
Date: Nov 13, 2016 • Location: Boston, Mass. • Arena: Matthews Arena
Attendance: 1444 • Start time: 3:00 pm • End time: 4:28 pm • Total time: 1:28

| Prd | Time | Team | Scored by | Assists | Vis. on ice | Home on ice | Goals by Period |
|-----|-----------|------|------------------------|---|---------------|---------------|------------------------------|
| 1 | 08:57 | NU | PP Sikura, Dylan/4 | Gaudette, Adam/7 Davies, Jeremy/3 | 28,11,4,3 | 9,8,4,12,14 | Team 1 2 3 Tot ND 0 0 3 3 |
| 2 | 2nd 02:23 | ND | PP Jordan Gross/4 | Andrew Oglvie/8 | 3,10,15,18,26 | 16,5,12,14 | NU 1 1 0 2 |
| 3 | 2nd 15:57 | NU | PP Aston-Reese, Zach/6 | Williams, Eric/3 Davies, Jeremy/4 | 22,24,4,28 | 12,20,4,8,9 | |
| 4 | 2nd 18:06 | ND | EV Andrew Oglvie/5 | Jake Evans/7 Dennis Gilbert/4 | 15,18,14,26,3 | 26,4,8,9,20 | |
| 5 | 3rd 08:54 | ND | EV Cam Morrison/3 | Dennis Gilbert/5 | 26,4,18,15,3 | 9,8,20,13,4 | |
| 6 | 3rd 13:48 | ND | EV Jake Evans/3 | Jake Evans Andrew Oglvie/9 Cam Morrison/4 | 18,4,3,15,26 | 9,5,26,14,8 | |
| 7 | 3rd 14:55 | ND | EV Andrew Peeke/1 | Anders Bjork/11 Bobby Nardella/4 | 22,10,25,3,18 | 19,16,5,14,12 | |

TEAM SUMMARY

| # | Notre Dame | 1 | 2 | 3 | Tot | +/- | # | Northeastern | 1 | 2 | 3 | Tot | +/- |
|--------|-----------------|-----|-----|-----|-----|-----|---------|-------------------|-----|-----|-----|-----|-----|
| 3 | Jordan Gross | 0 | 1 | 1 | 2 | +0 | 2 | Owens, Trevor | 0 | 1 | 0 | 1 | 0 |
| 4 | Dennis Gilbert | 0 | 0 | 0 | 0 | 0 | 4 | Davies, Jeremy | 0 | 0 | 0 | 0 | 0 |
| 5 | Tory Dello | 0 | 1 | 0 | 1 | 0 | 5 | Shea, Ryan | 0 | 0 | 0 | 0 | 0 |
| 8 | Ben Ostlie | 0 | 0 | 0 | 0 | 0 | 7 | Picking, John | 1 | 1 | 0 | 2 | 0 |
| 9 | Dawson Cook | 0 | 0 | 0 | 0 | 0 | 8 | Gaudette, Adam | 1 | 4 | 0 | 5 | 0 |
| 10 | Anders Bjork | 0 | 2 | 0 | 2 | 0 | 9 | Sikura, Dylan | 2 | 0 | 2 | 0 | -2 |
| 11 | Cal Burke | 1 | 2 | 0 | 3 | 0 | 11 | Schecter, Jake | 0 | 0 | 0 | 0 | 0 |
| 12 | Felix Holmberg | 1 | 0 | 1 | 2 | 0 | 12 | Aston-Reese, Zach | 2 | 0 | 2 | 0 | -2 |
| 15 | Andrew Oglvie | 2 | 1 | 0 | 3 | 0 | 13 | Lerario, Biagio | 0 | 0 | 0 | 0 | 0 |
| 16 | Connor Hurley | 0 | 1 | 0 | 1 | 0 | 14 | Cockenill, Garret | 1 | 1 | 0 | 2 | 0 |
| 18 | Jake Evans | 0 | 0 | 0 | 0 | 0 | 16 | Collier, Brendan | 0 | 1 | 1 | 0 | 0 |
| 21 | Joe Wegwerth | 0 | 0 | 0 | 0 | 0 | 17 | Filipe, Matt | 0 | 0 | 0 | 0 | 0 |
| 22 | Andrew Peeke | 0 | 1 | 0 | 1 | 0 | 19 | Griffin, Lincoln | 0 | 1 | 0 | 1 | 0 |
| 24 | Luke Ripley | 0 | 0 | 0 | 0 | 0 | 20 | Williams, Eric | 0 | 0 | 0 | 0 | 0 |
| 25 | Dylan Malmquist | 1 | 0 | 0 | 1 | 0 | 22 | Pond, Tanner | 0 | 0 | 0 | 0 | 0 |
| 26 | Cam Morrison | 1 | 0 | 1 | 2 | 0 | 24 | Jamieson, Mike | 0 | 0 | 0 | 0 | 0 |
| 27 | Bobby Nardella | 1 | 0 | 0 | 1 | 0 | 25 | Schule, Patrick | 0 | 0 | 0 | 0 | 0 |
| 28 | Jack Jenkins | 2 | 3 | 0 | 5 | 0 | 29 | Cecere, Garrett | 0 | 0 | 0 | 0 | 0 |
| 32 | Cale Morris | dnp | dnp | dnp | dnp | dnp | TM TEAM | dnp | dnp | dnp | dnp | dnp | dnp |
| 33 | Chad Katunar | dnp | dnp | dnp | dnp | dnp | 41 | Ruck, Ryan | dnp | dnp | dnp | dnp | dnp |
| Totals | | 10 | 12 | 0 | 22 | 0 | Totals | | 7 | 9 | 0 | 16 | 0 |

GOALTENDERS

| # | Notre Dame | Dec | Min | GA | 1 | 2 | 3 | Saves | # | Northeastern | Dec | Min | GA | 1 | 2 | 3 | Saves |
|----|--------------|-----|-------|----|---|---|----|-------|----|--------------|-----|-------|----|----|----|----|-------|
| 40 | Cal Petersen | T | 39:52 | 0 | 7 | 9 | 16 | 1 | 41 | Theut, Jake | T | 40:00 | 0 | 10 | 12 | 22 | |
| | EMPTY NET | | | | | | | 0:08 | | 0 | 0 | 0 | 0 | 0 | 0 | 0 | |

PENALTY SUMMARY

| Prd | Player | Team | Min/Offense | Time | Prd | Player | Team | Min/Offense | Time |
|-----|-----------------|------|---------------------|----------|-----|-------------------|------|-----------------|----------|
| 1st | Anders Bjork | ND | 2.Driving | 00:35 | 1st | Filipe, Matt | NU | 2.High Sticking | 19:20 PP |
| 1st | Ruck, Ryan | NU | 2.Hooking | 00:35 | 2nd | Jake Evans | ND | 2.Interference | 01:10 PP |
| 1st | Tory Dello | ND | 2.Interference | 08:57 PP | 2nd | Davies, Jeremy | NU | 2.Hooking | 02:04 PP |
| 1st | Lerario, Biagio | NU | 2.Holding The Stick | 11:25 PP | 2nd | Connor Hurley | ND | 2.Hooking | 10:38 PP |
| 1st | Williams, Eric | NU | 2.Interference | 12:22 PP | 2nd | Cockenill, Garret | NU | 2.Tripping | 20:00 |

Notre Dame-Cal Petersen (5-3-2). Northeastern-Theut, Jake (0-0-1).

Referee's signature

Hockey Game Box Score (Final)
#5 UMass Lowell vs #9 Notre Dame (Nov 17, 2016 at Notre Dame, Ind.)

UMass Lowell (8-3-2, 4-1-0 HEA) vs. Notre Dame (5-4-2, 2-2-1 HEA)
Date: Nov 17, 2016 • Location: Notre Dame, Ind. • Arena: Compton Family Arena
Attendance: 3151 • Start time: 7:35 PM • End time: 9:35 PM • Total time: 2:00

| Prd | Time | Team | Scored by | Assists | Vis. on ice | Home on ice | Goals by Period |
|-----|-----------|------|---------------------|---------------------------------------|--------------|---------------|---|
| 1 | 00:35 | UML | EV Smith, C.J./8 | Edward, John/7 Gambardella, Joe/11 | 19,29,5,25,7 | 25,16,15,24,6 | Team 1 2 3 Tot UML 1 2 1 4 ND 0 0 1 1 |
| 2 | 2nd 01:46 | UML | EV Lohin, Ryan/3 | Kamrass, Jake/3 | 18,9,21,25,4 | 28,24,16,11,6 | |
| 3 | 2nd 06:18 | ND | EV Connor Hurley/2 | Dylan Malmquist/6 Jordan Gross/5 | 5,25,3,29,19 | 16,25,3,15,4 | |
| 4 | 2nd 13:44 | UML | EV Campbell, Evan/1 | Wilson, Connor/3 Hough, Gage/2 | 8,17,25,3,12 | 25,15,3,16,4 | |
| 5 | 3rd 17:56 | UML | EN Smith, C.J./9 | Gambardella, Joe/11 | 19,5,3,25,29 | 16,18,24,6,21 | |

TEAM SUMMARY

| # | UMass Lowell | 1 | 2 | 3 | Tot | +/- | # | Notre Dame | 1 | 2 | 3 | Tot | +/- |
|---------|--------------------|---|---|---|-----|-----|-----------------|----------------|---|---|----|-----|-----|
| 1 | Panico, Tommy | 0 | 0 | 0 | 0 | 0 | 3 | Jordan Gross | 0 | 1 | 3 | 4 | 0 |
| 3 | Kapla, Michael | 0 | 1 | 1 | +1 | 4 | 4 | Dennis Gilbert | 0 | 2 | 0 | 2 | 0 |
| 4 | Forney, Chris | 1 | 0 | 0 | 1 | +1 | 6 | Tory Dello | 0 | 0 | 0 | -3 | |
| 5 | Gambardella, Joe | 1 | 1 | 0 | 2 | +1 | 8 | Ben Ostlie | 0 | 0 | 0 | 0 | |
| 7 | Mueller, Tyler | 1 | 0 | 0 | 1 | +1 | 9 | Dawson Cook | 1 | 0 | 1 | 0 | |
| 8 | Campbell, Evan | 0 | 2 | 0 | 2 | +1 | 10 | Anders Bjork | 1 | 0 | 1 | 0 | |
| 9 | Master, Nick | 0 | 0 | 2 | +1 | 11 | Cal Burke | 0 | 0 | 0 | -1 | | |
| 12 | Hough, Gage | 0 | 1 | 0 | 1 | +1 | 15 | Andrew Oglvie | 0 | 0 | 1 | -1 | |
| 15 | O'Neill, Colin | 0 | 1 | 2 | 0 | +1 | 16 | Connor Hurley | 1 | 1 | 3 | -3 | |
| 17 | Wilson, Connor | 0 | 0 | 0 | 0 | 0 | 18 | Jake Evans | 0 | 0 | 0 | -1 | |
| 18 | Lohin, Ryan | 0 | 2 | 4 | +1 | 21 | Joe Wegwerth | 1 | 1 | 2 | -1 | | |
| 19 | Smith, C.J. | 3 | 2 | 7 | +1 | 22 | Andrew Peeke | 1 | 1 | 2 | 0 | | |
| 20 | Winkler, James | 0 | 0 | 0 | 0 | 0 | 24 | Luke Ripley | 0 | 0 | 0 | -3 | |
| 21 | Kamrass, Jake | 1 | 1 | 1 | +3 | 25 | Dylan Malmquist | 0 | 2 | 0 | -1 | | |
| 25 | Zink, Dylan | 1 | 1 | 0 | 2 | +3 | 26 | Cam Morrison | 0 | 0 | 0 | 0 | |
| 26 | Goransson, Mattias | 1 | 0 | 1 | 0 | 0 | 27 | Bobby Nardella | 1 | 0 | 3 | 0 | |
| 29 | Edwards, John | 0 | 1 | 2 | +1 | 28 | Jack Jenkins | 0 | 0 | 1 | -1 | | |
| TM TEAM | 0 | 0 | 0 | | | | | | | | | | |

Hockey Game Box Score (Final)
Holy Cross vs #11 Notre Dame (Nov 25, 2016 at Notre Dame, Ind.)

Holy Cross (5-4-2, 2-2-2 AH) vs. Notre Dame (7-4-2, 3-2-1 HEA)
Date: Nov 25, 2016 • Location: Notre Dame, Ind. • Arena: Compton Family Arena
Attendance: 4581 • Start time: 7:35 PM • End time: 9:33 PM • Total time: 1:58

| Prd | Time | Team | Scored by | Assists | Vis. on ice | Home on ice | Goals by Period | |
|-----|-------|-------|----------------------|----------------------------------|----------------------------------|-----------------|--|--|
| 1st | 03:46 | ND | Connor Hurley/4 | Dylan Malmquist/9 | 7,15,11,12,29 | 16,25,10,3,27 | Team 1 2 3 Tot HC 1 1 1 3 ND 1 2 2 5 | |
| 2nd | 12:37 | HC | EV Crinella, Peter/1 | Mackie, Jay/5 Darrar, Kevin/4 | 13,18,10,7,15 | 28,3,24,11,26 | | |
| 3rd | 01:27 | HC | EV Moore, T.J./10 | - | 17,15,7,21,27 | 18,22,25,10,27 | | |
| 4th | 13:16 | ND | EV Joe Wegwerth/4 | Jake Evans/9 Tory Dello/4 | 7,15,18,13,10 | 21,18,15,4,22 | | |
| 5th | 2nd | 17:37 | ND | PP Cam Morrison/4 | Jordan Gross/7 | 5,15,39,17 | 26,3,10,18,27 | |
| 6th | 3rd | 04:30 | ND | EV Anders Bjork/8 | Connor Hurley/10 Tory Dello/5 | 27,33,4,17,12 | 10,16,25,4,6 | |
| 7th | 3rd | 10:20 | HC | PP Lopez, Danny/6 | Trapp, Spencer/9 | 27,5,21,17,37 | 4,18,9,6 | |
| 8th | 3rd | 19:55 | ND | EN Andrew Oglevie/6 | Robinson, Neil/1 | 29,27,17,7,23,5 | 15,18,6,4,10 | |

TEAM SUMMARY

| # | Team | 1 | 2 | 3 | Tot | +/ |
|---|------------|---|---|---|-----|----|
| # | Holy Cross | 0 | 1 | 2 | 3 | -1 |
| # | Notre Dame | 1 | 2 | 3 | 6 | +1 |

GOALTENDERS

| # | Team | Dec | Min | GA | 1 | 2 | 3 | Saves |
|---|------------|-----|-------|----|---|---|---|-------|
| # | Holy Cross | Dec | 1:06 | 1 | 0 | 0 | 0 | 1 |
| # | Notre Dame | Dec | 59:49 | 3 | 3 | 8 | 6 | 17 |

Penalty Summary

| Prd | Player | Team | MinOffense | Time |
|-----|--------------|------|---------------------|----------|
| 1st | Smith, Logan | HC | 2.Holding The Stick | 08:08 PP |
| 1st | Tory Dello | ND | 2.Kneeing | 16:42 PP |
| 2nd | Smith, Logan | HC | 2.Interference | 14:22 PP |

Win-Cal Petersen (7-4-2). Loss-Berrafato, Paul (5-4-2).
Shillelagh Tournament

Referee's signature

Hockey Game Box Score (Final)
Clarkson vs #11 Notre Dame (Nov 26, 2016 at Notre Dame, Ind.)

Clarkson (8-5-3, 4-1-1 ECAC) vs. Notre Dame (7-5-2, 3-2-1 HEA)
Date: Nov 26, 2016 • Location: Notre Dame, Ind. • Arena: Compton Family Arena
Attendance: 3865 • Start time: 7:35 PM • End time: 9:42 PM • Total time: 2:07

| Prd | Time | Team | Scored by | Assists | Vis. on ice | Home on ice | Goals by Period |
|-----|-------|------|-----------------------|-----------------|---------------|--------------|--|
| 1st | 06:29 | CLAR | EV Brossseau, Devin/4 | Sturm, Nico/9 | 14,17,4,13,11 | 10,6,4,25,16 | Team 1 2 3 Tot CLAR 1 1 0 2 ND 0 0 0 0 |
| 2nd | 15:22 | CLAR | EV Rempal, Sheldon/5 | Josephs, Troy/5 | 11,16,4,5 | 10,27,15,3 | |

TEAM SUMMARY

| # | Team | 1 | 2 | 3 | Tot | +/ |
|---|------------|---|---|---|-----|----|
| # | Clarkson | 1 | 2 | 3 | 6 | +1 |
| # | Notre Dame | 0 | 2 | 3 | 5 | -1 |

GOALTENDERS

| # | Team | Dec | Min | GA | 1 | 2 | 3 | Saves |
|---|------------|-----|-------|----|----|----|----|-------|
| # | Clarkson | Dec | 60:00 | 0 | 15 | 9 | 11 | 35 |
| # | Notre Dame | Dec | 59:23 | 2 | 3 | 14 | 8 | 25 |

Penalty Summary

| Prd | Player | Team | MinOffense | Time |
|-----|--------------|------|---------------------|----------|
| 1st | Smith, Logan | HC | 2.Holding The Stick | 08:08 PP |
| 1st | Tory Dello | ND | 2.Kneeing | 16:42 PP |
| 2nd | Smith, Logan | HC | 2.Interference | 14:22 PP |

Win-Kielly Jake (7-4-3). Loss-Cal Petersen (7-5-2).
F - ANDERS BJORK (ND), F - JOE SWIVELY (ALE),
D - TORY DELLO (ND), G - JAKE KIELY (CU)
MOP - JAKE KIELY (CU)

Referee's signature

Hockey Game Box Score (Final)
#12 Notre Dame vs Massachusetts (12/02/16 at Amherst, Mass.)

Notre Dame (7-6-2, 3-3-1 HEA) vs. Massachusetts (4-7-2, 2-5-1 HEA)
Date: 12/02/16 • Location: Amherst, Mass. • Arena: Mullins Center
Attendance: 2481 • Start time: 6:00 pm • End time: 8:29 pm • Total time: 2:29

| Prd | Time | Team | Scored by | Assists | Vis. on ice | Home on ice | Goals by Period | |
|-----|-------|-------|------------------------|---------------------------------------|---|----------------|-----------------|--|
| 1st | 2nd | 10:28 | UMAS | PP Pigozzi, Ray/2 | Iacobellis, Steve/5 Plevy, Austin/5 | 10,4,6,18 | 15,16,14,37,8 | Team 1 2 3 Tot ND 0 0 4 4 UMAS 0 3 2 5 |
| 2nd | 14:15 | UMAS | EV Hildenbrand, Niko/3 | McDougall, Riley/3 Jeszka, Griff/5 | 25,24,16,10,3 | 19,27,11,8,37 | | |
| 3rd | 2nd | 16:38 | UMAS | PP Iacobellis, Steven/2 | Horton, Jake/2 | 9,18,4,6 | 16,8,14,15,37 | |
| 4th | 3rd | 01:08 | ND | EV Andrew Peeke/3 | Lagesson, William/4 Bobby Nardella/7 | 22,27,18,15,26 | 15,13,28,14,11 | |
| 5th | 3rd | 04:24 | ND | EV Anders Bjork/10 | Connor Hurley/11 | 10,16,4,19,6 | 37,11,27,19,8 | |
| 6th | 3rd | 07:57 | UMAS | PP Plevy, Austin/5 | Chukarov, Ivan/3 | 3,18,4 | 14,13,8,16,15 | |
| 7th | 3rd | 11:37 | ND | PP Bobby Nardella/4 | Andrew Oglevie/10 Andrew Peeke | 27,15,22,26,18 | 37,4,14,16 | |
| 8th | 3rd | 12:46 | UMAS | EV Pigozzi, Ray/3 | Iacobellis, Steve/6 Jordan Gross/8 | 11,27,19,22,28 | 15,16,4,14,18 | |
| 9th | 3rd | 16:01 | ND | EV Anders Bjork/11 | Bobby Nardella/8 | 10,3,27,18,15 | 8,37,14,15,16 | |

TEAM SUMMARY

| # | Team | 1 | 2 | 3 | Tot | +/ |
|---|---------------|---|---|---|-----|----|
| # | Notre Dame | 1 | 0 | 1 | 2 | 0 |
| # | Massachusetts | 0 | 3 | 2 | 5 | +1 |

GOALTENDERS

| # | Team | Dec | Min | GA | 1 | 2 | 3 | Saves |
|---|---------------|-----|-------|----|----|---|---|-------|
| # | Notre Dame | Dec | 59:28 | 5 | 10 | 3 | 6 | 19 |
| # | Massachusetts | Dec | 60:04 | 0 | 0 | 0 | 0 | 0 |

Penalty Summary

| Prd | Player | Team | MinOffense | Time |
|-----|----------------|-------|------------------|----------|
| 1st | Lazarus, Jonny | UMass | 2.Hooking | 16:35 PP |
| 2nd | Dawson Cook | ND | 2.High Sticking | 09:53 PP |
| 2nd | Mike O'Leary | ND | 2.Cross-Checking | 16:12 PP |

Win-Wischow, Ryan (3-3-2). Loss-Cal Petersen (7-6-2).

Referee's signature

Hockey Game Box Score (Final)
#12 Notre Dame vs Massachusetts (12/03/16 at Amherst, Mass.)

Notre Dame (8-6-2, 4-3-1 HEA) vs. Massachusetts (4-8-2, 2-6-1 HEA)
Date: 12/03/16 • Location: Amherst, Mass. • Arena: Mullins Center
Attendance: 3039 • Start time: 7:00 pm • End time: 9:20 pm • Total time: 2:20

| Prd | Time | Team | Scored by | Assists | Vis. on ice | Home on ice | Goals by Period | |
|-----|------|-------|-----------|---------------------|-------------------------------------|---------------|-------------------|--|
| 1st | 1st | 19:18 | ND | EV Andrew Oglevie/7 | Dennis Gilbert/6 Anders Bjork/15 | 15,4,18,10,3 | 15,16,14,37,4 | Team 1 2 3 Tot ND 1 1 1 3 UMAS 0 0 0 0 |
| 2nd | 2nd | 04:01 | ND | EV Jake Evans/4 | Cam Morrison/5 Tory Dello/3 | 18,26,2,15,24 | 9,10,26,8,13 | |
| 3rd | 3rd | 19:43 | ND | EN Jake Evans/5 | Joe Wegwerth/2 Cal Burke/4 | 18,3,4,11,21 | 14,15,16,17,28,37 | |

TEAM SUMMARY

| # | Team | 1 | 2 | 3 | Tot | +/ |
|---|---------------|---|---|---|-----|----|
| # | Notre Dame | 1 | 1 | 1 | 3 | 0 |
| # | Massachusetts | 0 | 0 | 0 | 0 | -1 |

GOALTENDERS

| # | Team | Dec | Min | GA | 1 | 2 | 3 | Saves |
|---|---------------|-----|-------|----|---|----|----|-------|
| # | Notre Dame | Dec | 59:56 | 0 | 9 | 7 | 22 | 39 |
| # | Massachusetts | Dec | 59:07 | 2 | 9 | 14 | 10 | 33 |

Penalty Summary

| Prd | Player | Team | MinOffense | Time |
|-----|--------------------|-------|---------------------------|----------|
| 1st | Andrew Peeke | ND | 2.Interference | 05:29 PP |
| 1st | Luke Ripley | ND | 2.Cross-Checking | 06:55 PP |
| 1st | Plevy, Austin | UMass | 2.Unsportsmanlike Conduct | 08:36 |
| 1st | Andrew Oglevie | ND | 2.Unsportsmanlike Conduct | 08:36 |
| 1st | Badger, Ryan | UMass | 2.Holding | 09:57 PP |
| 1st | Baxandall, Brennan | UMass | 2.Cross-Checking | 12:24 PP |

Win-Cal Petersen (8-6-2). Loss-Wischow, Ryan (3-4-2).

Referee's signature



#3 Boston College vs #13 Notre Dame (Dec 10, 2016 at Notre Dame, Ind.)

Boston College (13-6-1, 8-1-1 HEA) vs. Notre Dame (9-6-2, 5-3-1 HEA)
Date: Dec 10, 2016 • Location: Notre Dame, Ind. • Arena: Compton Ice Arena
Attendance: 5022 • Start time: 7:10 PM • End time: 9:25 PM • Total time: 2:15

Table with columns: Prd, Time, Team, Scored by, Assists, Vis. on ice, Home on ice, Goals by Period. Shows game progress and scoring events.

TEAM SUMMARY

Summary table comparing Boston College and Notre Dame stats including goals, assists, and penalties.

GOALTENDERS

Table showing goaltender performance for Boston College and Notre Dame.

PENALTY SUMMARY

Table listing penalties for each team, including player name, team, minutes off, and time.

Win-Cal Petersen (9-6-2). Loss-Joe Woll (10-6-1). Referee's signature

Hockey Game Box Score (Final) Alaska vs #12 Notre Dame (Dec 31, 2016 at Notre Dame, Ind.)

Alaska (6-13-2, 5-9-2 WCHA) vs. Notre Dame (10-6-2, 5-3-1 HEA)
Date: Dec 31, 2016 • Location: Notre Dame, Ind. • Arena: Compton Family Arena
Attendance: 4149 • Start time: 4:05 PM • End time: 6:16 PM • Total time: 2:11

Table with columns: Prd, Time, Team, Scored by, Assists, Vis. on ice, Home on ice, Goals by Period. Shows game progress and scoring events.

TEAM SUMMARY

Summary table comparing Alaska and Notre Dame stats including goals, assists, and penalties.

GOALTENDERS

Table showing goaltender performance for Alaska and Notre Dame.

PENALTY SUMMARY

Table listing penalties for each team, including player name, team, minutes off, and time.

Win-Cal Petersen (10-6-2). Loss-Jones, Davis (1-5-1). Referee's signature

Hockey Game Box Score (Final) Alaska vs #12 Notre Dame (Jan 01, 2017 at Notre Dame, Ind.)

Alaska (6-14-2, 5-9-2 WCHA) vs. Notre Dame (11-6-2, 5-3-1 HEA)
Date: Jan 01, 2017 • Location: Notre Dame, Ind. • Arena: Compton Ice Arena
Attendance: 4023 • Start time: 2:05 PM • End time: 4:10 PM • Total time: 2:05

Table with columns: Prd, Time, Team, Scored by, Assists, Vis. on ice, Home on ice, Goals by Period. Shows game progress and scoring events.

TEAM SUMMARY

Summary table comparing Alaska and Notre Dame stats including goals, assists, and penalties.

GOALTENDERS

Table showing goaltender performance for Alaska and Notre Dame.

PENALTY SUMMARY

Table listing penalties for each team, including player name, team, minutes off, and time.

Win-Cal Petersen (11-6-2). Loss-Jens,Jesse (5-9-1). Referee's signature

Hockey Game Box Score (Final) Michigan Tech vs #12 Notre Dame (Jan 06, 2017 at Notre Dame, Ind.)

Michigan Tech (13-9-3, 11-3-2 WCHA) vs. Notre Dame (12-6-2, 5-3-1 HEA)
Date: Jan 06, 2017 • Location: Notre Dame, Ind. • Arena: Compton Family Arena
Attendance: 4328 • Start time: 7:40 PM • End time: 9:57 PM • Total time: 2:17

Table with columns: Prd, Time, Team, Scored by, Assists, Vis. on ice, Home on ice, Goals by Period. Shows game progress and scoring events.

TEAM SUMMARY

Summary table comparing Michigan Tech and Notre Dame stats including goals, assists, and penalties.

GOALTENDERS

Table showing goaltender performance for Michigan Tech and Notre Dame.

PENALTY SUMMARY

Table listing penalties for each team, including player name, team, minutes off, and time.

Win-Cal Petersen (12-6-2). Loss-Angus Redmond (12-4-1). Referee's signature

Hockey Game Box Score (Final) Michigan Tech vs #12 Notre Dame (Jan 07, 2017 at Notre Dame, Ind.)

Michigan Tech (14-9-3, 11-3-2 WCHA) vs. Notre Dame (12-7-2, 5-3-1 HEA) Date: Jan 07, 2017 • Location: Notre Dame, Ind. • Arena: Compton Family Arena Attendance: 4741 • Start time: 7:10 PM • End time: 9:35 PM • Total time: 2:25

Main game box score for Michigan Tech vs Notre Dame, including player stats, team goals, and goaltenders.

Hockey Game Box Score (Final) #13 Notre Dame vs Merrimack (01/13/17 at North Andover, Mass.)

Notre Dame (13-7-2, 6-3-1 HEA) vs. Merrimack (7-11-3, 1-5-3 HEA) Date: 01/13/17 • Location: North Andover, Mass. • Arena: Lawler Rink Attendance: 2251 • Start time: 7:05pm • End time: 9:12pm • Total time: 2:07

Main game box score for Notre Dame vs Merrimack, including player stats, team goals, and goaltenders.

Hockey Game Box Score (Final) #13 Notre Dame vs Merrimack (01/14/17 at North Andover, Mass.)

Notre Dame (13-8-2, 6-4-1 HEA) vs. Merrimack (8-11-3, 2-5-3 HEA) Date: 01/14/17 • Location: North Andover, Mass. • Arena: Lawler Rink Attendance: 2271 • Start time: 6:05pm • End time: 8:18pm • Total time: 2:13

Main game box score for Notre Dame vs Merrimack, including player stats, team goals, and goaltenders.

Hockey Game Box Score (Final) New Hampshire vs #14 Notre Dame (Jan 20, 2017 at Notre Dame, Ind.)

New Hampshire (11-8-4, 6-2-3 HEA) vs. Notre Dame (13-8-3, 6-4-2 HEA) Date: Jan 20, 2017 • Location: Notre Dame, Ind. • Arena: Compton Family Arena Attendance: 4504 • Start time: 7:35 PM • End time: 9:46 PM • Total time: 2:11

Main game box score for New Hampshire vs Notre Dame, including player stats, team goals, and goaltenders.

Goaltenders and Penalty Summary for Notre Dame vs Merrimack (01/14/17).

Goaltenders and Penalty Summary for New Hampshire vs Notre Dame (Jan 20, 2017).

Hockey Game Box Score (Final)
New Hampshire vs #14 Notre Dame (Jan 21, 2017 at Notre Dame, Ind.)

New Hampshire (11-9-4, 6-3-3 HEA) vs. Notre Dame (14-8-3, 7-4-2 HEA)
Date: Jan 21, 2017 • Location: Notre Dame, Ind. • Arena: Hampton Family Arena
Attendance: 4652 • Start time: 7:05 PM • End time: 9:12 PM • Total time: 2:07

Table with columns: Prd, Time, Team, Scored by, Assists, Vis. on ice, Home on ice, Goals by Period, Shots by Period, Power Play Goals-Att (SH), Penalties-Minutes by Prd, TEAM SUMMARY

Table with columns: #, New Hampshire, #, Notre Dame, Goals, Assists, Points, Shots +/-, Blocks, Penalties

Table with columns: Prd, Player, Team, Min/Offense, Time, Prd, Player, Team, Min/Offense, Time

Win-Cal Petersen (14-8-3). Loss-Danny Tirone (11-7-4).
Referee's signature

Hockey Game Box Score (Final)
#15 Notre Dame vs #13 Boston College (Jan 28, 2017 at Chestnut Hill, Mass.)

Notre Dame (14-9-3, 7-5-2 HEA) vs. Boston College (17-9-2, 12-3-1 HEA)
Date: Jan 28, 2017 • Location: Chestnut Hill, Mass. • Arena: Kelley Rink
Attendance: 7884 • Start time: 7:00 pm • End time: 9:15 pm • Total time: 2:15

Table with columns: Prd, Time, Team, Scored by, Assists, Vis. on ice, Home on ice, Goals by Period, Shots by Period, Power Play Goals-Att (SH), Penalties-Minutes by Prd, TEAM SUMMARY

Table with columns: #, Notre Dame, #, Boston College, Goals, Assists, Points, Shots +/-, Blocks, Penalties

Table with columns: Prd, Player, Team, Min/Offense, Time, Prd, Player, Team, Min/Offense, Time

Win-Notre Dame (13-8-1). Loss-Cal Petersen (14-9-3).
Notre Dame timeout at 13:43 in the third period. Sellout crowd (7884).
Referee's signature

Hockey Game Box Score (Final)
#12 Vermont vs #17 Notre Dame (Feb 03, 2017 at Notre Dame, Ind.)

Vermont (16-8-3, 8-5-2 HEA) vs. Notre Dame (14-9-4, 7-5-3 HEA)
Date: Feb 03, 2017 • Location: Notre Dame, Ind. • Arena: Compton Family Arena
Attendance: 4520 • Start time: 7:40 PM • End time: 10:13 PM • Total time: 2:33

Table with columns: Prd, Time, Team, Scored by, Assists, Vis. on ice, Home on ice, Goals by Period, Shots by Period, Power Play Goals-Att (SH), Penalties-Minutes by Prd, TEAM SUMMARY

Table with columns: #, Vermont, #, Notre Dame, Goals, Assists, Points, Shots +/-, Blocks, Penalties

Table with columns: Prd, Player, Team, Min/Offense, Time, Prd, Player, Team, Min/Offense, Time

Table with columns: Prd, Player, Team, Min/Offense, Time, Prd, Player, Team, Min/Offense, Time

Table with columns: Prd, Player, Team, Min/Offense, Time, Prd, Player, Team, Min/Offense, Time

Vermont-Stefanos Lekkas (14-5-3). Notre Dame-Cal Petersen (14-9-4).
Referee's signature

Hockey Game Box Score (Final)
#12 Vermont vs #17 Notre Dame (Feb 04, 2017 at Notre Dame, Ind.)

Vermont (14-10-4, 7-6-3 HEA) vs. Notre Dame (17-8-3, 9-5-2 HEA)
Date: Feb 04, 2017 • Location: Notre Dame, Ind. • Arena: Compton Family Arena
Attendance: 4744 • Start time: 6:40 pm • End time: 9:01 pm • Total time: 2:21

Table with columns: Prd, Time, Team, Scored by, Assists, Vis. on ice, Home on ice, Goals by Period, Shots by Period, Power Play Goals-Att (SH), Penalties-Minutes by Prd, TEAM SUMMARY

Table with columns: #, Vermont, #, Notre Dame, Goals, Assists, Points, Shots +/-, Blocks, Penalties

Table with columns: Prd, Player, Team, Min/Offense, Time, Prd, Player, Team, Min/Offense, Time

Table with columns: Prd, Player, Team, Min/Offense, Time, Prd, Player, Team, Min/Offense, Time

Table with columns: Prd, Player, Team, Min/Offense, Time, Prd, Player, Team, Min/Offense, Time

Win-Cal Petersen (15-9-4). Loss-Stefanos Lekkas (14-6-3).
Referee's signature

Hockey Game Box Score (Final) #16 Notre Dame vs Maine (Feb 10, 2017 at Portland, Maine)

Notre Dame (16-9-4, 9-5-3) vs. Maine (10-16-3, 4-12-1)
Date: Feb 10, 2017 • Location: Portland, Maine • Arena: CrossInsurance Arena
Attendance: 4990 • Start time: 7:05pm • End time: 9:15pm • Total time: 2:10

| Prd | Time | Team | Scored by | Assists | Vis. on ice | Home on ice | Goals by Period |
|-----|-----------|------|----------------------|-------------------|----------------|-----------------|-----------------|
| 1st | 01:05 | ND | EV Jack Jenkins/4 | Cal Burke/7 | 28:11,15,24,27 | 27 | 18,12,23,33 |
| 2. | 1st 06:22 | ND | EV Anders Bjork/17 | Dennis Gilbert/14 | - | 10,18,25,23 | 21,22,34,78 |
| 3. | 2nd 01:37 | ND | EV Andrew Oglevie/17 | Dennis Gilbert/15 | 15,6,11,28,4 | 18,12,27,25,13 | |
| 4. | 3rd 12:42 | MAIN | EV Brendan Robbins/4 | Blaine Byron/17 | 10,6,26,22,18 | 22,89,47,18,21 | |
| 5. | 3rd 19:56 | MAIN | EX Nolan Vesey/9 | Cam Brown/27 | 11,3,28,22 | 13,12,3,2,89,21 | |

TEAM SUMMARY

| # | Notre Dame | 1 | 2 | 3 | Tot | +/- | BI | # | Maine | 1 | 2 | 3 | Tot | +/- | BI |
|----|-----------------|-----|---|---|-----|-----|----|--------|------------------|-----|---|----|-----|-----|----|
| 3 | Jordan Gross | 1 | 2 | 0 | 3 | +1 | 1 | 2 | Patrick Holway | 2 | 1 | 0 | 3 | 0 | 3 |
| 4 | Dennis Gilbert | 0 | 0 | 0 | 0 | +1 | 1 | 3 | Rob Michel | 2 | 0 | 1 | 3 | -2 | 1 |
| 6 | Tory Dello | 1 | 0 | 1 | 2 | 0 | 4 | 5 | Ryan Smith | 0 | 1 | 0 | 1 | 0 | 1 |
| 8 | Ben Ostlie | 0 | 0 | 0 | 0 | 0 | 1 | 12 | Chase Pearson | 3 | 1 | 1 | 5 | -2 | 2 |
| 9 | Dawson Cook | 0 | 0 | 1 | 1 | 0 | 0 | 13 | Nolan Vesey | 1 | 1 | 4 | 6 | -1 | 1 |
| 10 | Anders Bjork | 2 | 1 | 0 | 3 | 0 | 0 | 14 | Cedric Lacroix | 1 | 0 | 1 | 2 | 0 | 0 |
| 11 | Cal Burke | 1 | 0 | 1 | 2 | +1 | 1 | 18 | Keith Muehlbauer | 0 | 0 | 0 | 0 | -1 | 2 |
| 12 | Felix Holmberg | 0 | 0 | 0 | 0 | 0 | 0 | 21 | Cam Brown | 0 | 0 | 0 | 0 | 0 | 1 |
| 15 | Andrew Oglevie | 0 | 3 | 0 | 3 | +2 | 1 | 22 | Brendan Robbins | 1 | 0 | 1 | 2 | 0 | 0 |
| 18 | Jake Evans | 2 | 1 | 1 | 4 | 0 | 0 | 23 | Sam Becker | 0 | 0 | 1 | 1 | -1 | 0 |
| 19 | Mike O'Leary | 0 | 1 | 0 | 1 | 0 | 0 | 24 | Peter Housakos | 0 | 0 | 0 | 0 | 0 | 0 |
| 22 | Andrew Peeke | 1 | 0 | 0 | 1 | 0 | 3 | 25 | Eric Schurhamer | 0 | 1 | 0 | 1 | -1 | 0 |
| 24 | Luke Ripley | 1 | 0 | 0 | 1 | +1 | 2 | 26 | Robin Hoglund | 1 | 0 | 0 | 1 | 0 | 0 |
| 25 | Dylan Malmquist | 0 | 1 | 0 | 1 | 0 | 0 | 27 | Patrick Shea | 1 | 1 | 0 | 2 | -1 | 1 |
| 26 | Cam Morrison | 2 | 0 | 0 | 2 | 0 | 1 | 29 | Daniel Perez | 0 | 0 | 1 | 1 | 0 | 0 |
| 27 | Bobby Nardella | 0 | 1 | 1 | 2 | 0 | 1 | 47 | Mark Hamilton | 0 | 1 | 1 | 2 | 0 | 5 |
| 28 | Jack Jenkins | 1 | 0 | 2 | 3 | +2 | 0 | 67 | Malcom Hayes | 0 | 1 | 1 | 2 | 0 | 0 |
| 29 | Bo Brauer | 0 | 0 | 0 | 0 | 0 | 0 | 89 | Blaine Byron | 0 | 1 | 1 | 2 | 0 | 0 |
| 32 | Cale Morris | dnp | | | | | | 33 | Stephen Mundin | dnp | | | | | |
| 33 | Chad Katanar | | | | | | | Totals | 12 | 7 | 7 | 28 | +1 | 15 | |

GOALTENDERS

| # | Notre Dame | Dec | Min | GA | 1 | 2 | 3 | Saves | # | Maine | Dec | Min | GA | 1 | 2 | 3 | Saves |
|----|--------------|-----|-------|----|----|---|----|-------|----|--------------|-----|-------|----|----|---|---|-------|
| 40 | Cal Petersen | W | 60:00 | 2 | 12 | 7 | 10 | 29 | 35 | Rob McGovern | L | 40:00 | 3 | 10 | 8 | 0 | 18 |
| | | | | | | | | | 36 | Matt Morris | | 18:54 | 0 | 0 | 0 | 7 | 7 |
| | | | | | | | | | | EMPTY NET | | 1:06 | 0 | 0 | 0 | 0 | 0 |

PENALTY SUMMARY

| Prd | Player | Team | Min | Offense | Time | Prd | Player | Team | Min | Offense | Time | |
|-----|----------------|-------|------|----------------|-------|-----|--------|-------------|-------|---------|---------------------|-------|
| 1st | Ben Ostlie | ND | 2:15 | Tripping | 07:48 | PP | 3rd | Sam Becker | Maine | 2:15 | Tripping | 17:22 |
| 1st | Blaine Byron | Maine | 2:00 | Interference | 09:55 | PP | 2nd | Luke Ripley | ND | 2:00 | Interference | 04:56 |
| 2nd | Andrew Peeke | ND | 2:00 | Cross-Checking | 09:57 | PP | 3rd | Rob Michel | Maine | 2:00 | Contact To The Head | 17:50 |
| 2nd | Cedric Lacroix | Maine | 2:00 | Charging | 11:27 | PP | 3rd | Jake Evans | ND | 2:00 | Tripping | 18:54 |
| 2nd | Mark Hamilton | ND | 2:00 | Cross-Checking | 14:44 | PP | | | | | | |

Win-Cal Petersen (16-9-4). Loss-Rob McGovern (9-12-3).

Referee's signature

Hockey Game Box Score (Final) #16 Notre Dame vs Maine (Feb 11, 2017 at Orono, ME)

Notre Dame (17-9-4, 10-5-3) vs. Maine (10-17-3, 4-13-1)
Date: Feb 11, 2017 • Location: Orono, ME • Arena: Alford Arena
Attendance: 4392 • Start time: 7:05pm • End time: 9:14pm • Total time: 2:09

| Prd | Time | Team | Scored by | Assists | Vis. on ice | Home on ice | Goals by Period |
|-----|-----------|------|----------------------|-------------------|---------------|----------------|-----------------|
| 1st | 00:26 | MAIN | EV Blaine Byron/14 | Eric Schurhamer/7 | 26,18,10,22,3 | 89,25,3,21,22 | |
| 2. | 2nd 03:03 | MAIN | EV Brendan Robbins/5 | Blaine Byron/18 | 18,26,10,22,3 | 22,89,2,3,21 | |
| 2. | 2nd 08:44 | ND | PP Jordan Gross/8 | Cam Brown/29 | 3,18,10,26,27 | 89,18,47 | |
| 4. | 2nd 18:41 | ND | PP Dylan Malmquist/7 | Bobby Nardella/11 | 25,27,11,3,10 | 21,289,3 | |
| 5. | 3rd 02:46 | ND | EV Dylan Malmquist/8 | Bobby Nardella/12 | 25,4,6,9,8 | 67,24,26,18,47 | |
| 6. | 3rd 16:21 | ND | EV Andrew Oglevie/18 | Dawson Cook/4 | 15,4,3,18,22 | 13,12,2,27,25 | |

TEAM SUMMARY

| # | Notre Dame | 1 | 2 | 3 | Tot | +/- | # | Maine | 1 | 2 | 3 | Tot | +/- |
|----|-----------------|-----|----|----|-----|-----|----|------------------|-----|---|---|-----|-----|
| 3 | Jordan Gross | 2 | 2 | 0 | 4 | -1 | 2 | Patrick Holway | 0 | 2 | 1 | 3 | 0 |
| 4 | Dennis Gilbert | 2 | 0 | 0 | 2 | +2 | 3 | Rob Michel | 0 | 1 | 1 | 2 | +2 |
| 6 | Tory Dello | 0 | 3 | 0 | 3 | +1 | 5 | Ryan Smith | 1 | 0 | 1 | 2 | 0 |
| 8 | Ben Ostlie | 1 | 0 | 0 | 1 | +1 | 12 | Chase Pearson | 0 | 1 | 0 | 1 | -1 |
| 9 | Dawson Cook | 0 | 0 | 0 | 0 | +1 | 13 | Nolan Vesey | 0 | 1 | 0 | 1 | -1 |
| 10 | Anders Bjork | 1 | 0 | 2 | 3 | -2 | 14 | Cedric Lacroix | 0 | 0 | 0 | 0 | 0 |
| 11 | Cal Burke | 0 | 2 | 1 | 3 | 0 | 18 | Keith Muehlbauer | 0 | 0 | 0 | 0 | -1 |
| 12 | Felix Holmberg | 1 | 0 | 1 | 2 | 0 | 21 | Cam Brown | 0 | 0 | 0 | 0 | +2 |
| 15 | Andrew Oglevie | 0 | 1 | 2 | 3 | +1 | 22 | Brendan Robbins | 0 | 1 | 0 | 1 | +2 |
| 18 | Jake Evans | 0 | 2 | 1 | 3 | -1 | 23 | Sam Becker | 0 | 0 | 1 | 1 | 0 |
| 19 | Mike O'Leary | 1 | 0 | 1 | 2 | 0 | 24 | Peter Housakos | 0 | 0 | 0 | 0 | -1 |
| 22 | Andrew Peeke | 0 | 2 | 3 | 5 | -1 | 25 | Eric Schurhamer | 1 | 0 | 0 | 1 | 0 |
| 24 | Luke Ripley | 0 | 0 | 1 | 1 | 0 | 26 | Robin Hoglund | 0 | 0 | 0 | 0 | -1 |
| 25 | Dylan Malmquist | 0 | 2 | 1 | 3 | +1 | 27 | Patrick Shea | 1 | 0 | 1 | 2 | -1 |
| 26 | Cam Morrison | 0 | 1 | 1 | 2 | 0 | 29 | Daniel Perez | 0 | 0 | 1 | 1 | 0 |
| 27 | Bobby Nardella | 0 | 1 | 2 | 3 | 0 | 47 | Mark Hamilton | 1 | 0 | 1 | 2 | 0 |
| 28 | Jack Jenkins | 2 | 1 | 0 | 3 | 0 | 67 | Malcom Hayes | 1 | 0 | 0 | 1 | -1 |
| 29 | Bo Brauer | 0 | 1 | 0 | 1 | 0 | 89 | Blaine Byron | 1 | 1 | 1 | 3 | +2 |
| 32 | Cale Morris | dnp | | | | | TM | TEAM | 0 | 0 | 0 | 0 | 0 |
| 33 | Chad Katanar | dnp | | | | | 33 | Stephen Munding | dnp | | | | |
| | Totals | 10 | 17 | 13 | 40 | 0 | 35 | Rob McGovern | dnp | | | | |
| | | | | | | | | Totals | 6 | 8 | 5 | 19 | 0 |

GOALTENDERS

| # | Notre Dame | Dec | Min | GA | 1 | 2 | 3 | Saves | # | Maine | Dec | Min | GA | 1 | 2 | 3 | Saves |
|----|--------------|-----|-------|----|---|---|---|-------|----|-------------|-----|-------|----|----|----|----|-------|
| 40 | Cal Petersen | W | 60:00 | 2 | 5 | 7 | 5 | 17 | 36 | Matt Morris | L | 58:16 | 4 | 10 | 15 | 11 | 36 |
| | | | | | | | | | | EMPTY NET | | 1:44 | 0 | 0 | 0 | 0 | 0 |

PENALTY SUMMARY

| Prd | Player | Team | Min | Offense | Time | Prd | Player | Team | Min | Offense | Time | |
|-----|----------------|-------|------|----------|-------|-----|--------|-----------------|-------|---------|---------------------|-------|
| 1st | Mark Hamilton | Maine | 2:15 | Elbowing | 05:45 | PP | 2nd | Tory Dello | ND | 2:00 | Hooking | 16:24 |
| 2nd | Mike O'Leary | ND | 2:00 | Roughing | 04:47 | PP | 2nd | Eric Schurhamer | Maine | 2:00 | Tripping | 17:47 |
| 2nd | Robin Hoglund | Maine | 2:00 | Charging | 08:25 | PP | 3rd | Tory Dello | ND | 2:00 | Cross-Checking | 08:50 |
| 2nd | Peter Housakos | Maine | 2:00 | Tripping | 08:25 | PP | 3rd | TEAM | Maine | 2:00 | Many Players On Ice | 18:54 |
| 2nd | Anders Bjork | ND | 2:00 | Tripping | 14:32 | PP | | | | | | |

Win-Cal Petersen (17-9-4). Loss-Matt Morris (1-5-0).

Referee's signature

Hockey Game Box Score (Final) #10 Providence College vs #15 Notre Dame (Feb 17, 2017 at Notre Dame, Ind.)

Providence College (18-9-4, 10-7-2 HEA) vs. Notre Dame (18-9-4, 11-5-3 HEA)
Date: Feb 17, 2017 • Location: Notre Dame, Ind. • Arena: Compton Family Arena
Attendance: 4509 • Start time: 7:40 PM • End time: 10:00 PM • Total time: 2:20

| Prd | Time | Team | Scored by | Assists | Vis. on ice | Home on ice | Goals by Period |
|-----|-----------|------|--------------------------|-------------------|----------------|----------------|-----------------|
| 1st | 17:34 | ND | EV Jack Jenkins/5 | Andrew Oglevie/16 | 8,5,18,2,9 | 28,15,4,11,6 | |
| 2. | 2nd 14:02 | PC | EV Florentino, Anthony/9 | - | 16,22,21,24,11 | 6,29,12,25,27 | |
| 3. | 3rd 00:59 | ND | EV Cal Burke/3 | Tory Dello/8 | 9,21,10,17,25 | 11,6,4,28,15 | |
| 4. | 3rd 14:18 | ND | SH Anders Bjork/18 | Dennis Gilbert/18 | - | 12,18,10,26,19 | 10,22,3,9 |
| 5. | 3rd 16:25 | PP | Anders Bjork/19 | Jake Evans/22 | 17,5,21,25 | 10,27,3,18,26 | |

TEAM SUMMARY

| # | Providence College | 1 | 2 | 3 | Tot | +/- | # | Notre Dame | 1 | 2 | 3 | Tot | +/- |
|----|---------------------|---|---|---|-----|-----|----|----------------|---|---|---|-----|-----|
| 2 | Desharnais, Vincent | 0 | 2 | 0 | 2 | -1 | 3 | Jordan Gross | 0 | 4 | 3 | 7 | +1 |
| 5 | Mckenzie, Kyle | 1 | 0 | 1 | 1 | -1 | 4 | Dennis Gilbert | 1 | 0 | 0 | 1 | +2 |
| 8 | Tait, Ryan | 3 | 1 | 1 | 5 | -1 | 6 | Tory Dello | 0 | 2 | 1 | 3 | +1 |
| 9 | Duhaime, Brandon | 0 | 2 | 0 | 2 | -2 | 8 | Ben Ostlie | 0 | 0 | 0 | 0 | 0 |
| 10 | Conway, Scott | 1 | 2 | 2 | 5 | -2 | 9 | Dawson Cook | 0 | 1 | 0 | 1 | +1 |
| 11 | Rufo, Niko | 1 | 0 | 0 | 1 | +1 | 10 | Anders Bjork | 1 | 0 | 3 | 4 | +1 |
| 12 | Foley, Erik | 0 | 0 | 0 | 0 | -1 | 11 | Cal Burke | 1 | 3 | 3 | 7 | +2 |
| 15 | Wilkins, Josh | 0 | 1 | 2 | 3 | -1 | 12 | Felix Holmberg | 0 | 0 | 0 | 0 | -1 |
| 16 | Florentino, Anthony | 0 | 2 | 0 | 2 | +1 | 15 | Andrew Oglevie | 0 | 0 | 0 | 0 | +2 |
| 17 | Kavanagh, Shane | 0 | 0 | 0 | 0 | -1 | 18 | Jake Evans | 0 | 1 | 0 | 1 | 0 |
| 18 | Bryson, Jacob | 0 | 0 | 3 | 3 | -2 | 19 | Mike O'Leary | 1 | 0 | 1 | 2 | 0 |
| 19 | Walman, Jake | 0 | 1 | 1 | 2 | -1 | 22 | Andrew Peeke | 2 | 1 | 0 | 3 | +1 |

Hockey Game Box Score (Final) #13 Notre Dame vs #6 Boston University (Feb 24, 2017 at Boston, Mass.)

Notre Dame (19-9-5, 12-5-4) vs. Boston University (20-10-3, 12-6-3)
Date: Feb 24, 2017 • Location: Boston, Mass. • Arena: Agganis Arena
Attendance: 4562 • Start time: 6:05 • End time: 8:25 • Total time: 2:20

Table with columns: Prd, Time, Team, Scored by, Assists, Vis. on ice, Home on ice, Goals by Period. Includes game details for the first three periods.

TEAM SUMMARY

Summary statistics for both teams including Goals, Assists, Shots, Saves, and Penalties.

GOALTENDERS

Goaltender performance for Cal Petersen (Notre Dame) and Jake Oettinger (Boston University).

PENALTY SUMMARY

Penalty details for both teams, including player names, times, and types of infractions.

Win-Cal Petersen (19-9-5). Loss-Jake Oettinger (17-9-3). BU Timeout at 18:44 of third period

Referee's signature

Hockey Game Box Score (Final) #13 Notre Dame vs #5 Boston University (Feb 25, 2017 at Boston, Mass.)

Notre Dame (19-10-5, 12-6-4 HEA) vs. Boston University (21-10-3, 13-6-3 HEA)
Date: Feb 25, 2017 • Location: Boston, Mass. • Arena: Agganis Arena
Attendance: 5613 • Start time: 7:12 pm • End time: 9:24 pm • Total time: 2:12

Table with columns: Prd, Time, Team, Scored by, Assists, Vis. on ice, Home on ice, Goals by Period. Includes game details for the first three periods.

TEAM SUMMARY

Summary statistics for both teams including Goals, Assists, Shots, Saves, and Penalties.

GOALTENDERS

Goaltender performance for Cal Petersen (Notre Dame) and Jake Oettinger (Boston University).

PENALTY SUMMARY

Penalty details for both teams, including player names, times, and types of infractions.

Win-Jake Oettinger (18-9-3). Loss-Cal Petersen (19-10-5).

Referee's signature

Hockey Game Box Score (Final) #10 Providence College vs #12 Notre Dame (Mar 10, 2017 at Notre Dame, Ind.)

Providence College (22-10-5, 12-7-3) vs. Notre Dame (20-10-5, 12-6-4)
Date: Mar 10, 2017 • Location: Notre Dame, Ind. • Arena: Compton Family Arena
Attendance: 3933 • Start time: 7:35 PM • End time: 9:41 PM • Total time: 2:06

Table with columns: Prd, Time, Team, Scored by, Assists, Vis. on ice, Home on ice, Goals by Period. Includes game details for the first three periods.

TEAM SUMMARY

Summary statistics for both teams including Goals, Assists, Shots, Saves, and Penalties.

GOALTENDERS

Goaltender performance for Hawkey, Hayden (Providence College) and Cal Petersen (Notre Dame).

PENALTY SUMMARY

Penalty details for both teams, including player names, times, and types of infractions.

Win-Cal Petersen (20-10-5). Loss-Hawkey, Hayden (22-10-5).

Referee's signature

Hockey Game Box Score (Final) #10 Providence College vs #12 Notre Dame (Mar 11, 2017 at Notre Dame, Ind.)

Providence College (22-11-5, 12-7-3 HEA) vs. Notre Dame (21-10-5, 12-6-4 HEA)
Date: Mar 11, 2017 • Location: Notre Dame, Ind. • Arena: Compton Family Arena
Attendance: 4239 • Start time: 7:05 PM • End time: 9:35 PM • Total time: 2:30

Table with columns: Prd, Time, Team, Scored by, Assists, Vis. on ice, Home on ice, Goals by Period. Includes game details for the first three periods.

TEAM SUMMARY

Summary statistics for both teams including Goals, Assists, Shots, Saves, and Penalties.

GOALTENDERS

Goaltender performance for Hawkey, Hayden (Providence College) and Cal Petersen (Notre Dame).

PENALTY SUMMARY

Penalty details for both teams, including player names, times, and types of infractions.

Win-Cal Petersen (21-10-5). Loss-Hawkey, Hayden (22-11-5).

Referee's signature

Hockey Game Box Score (Final)
#10 Notre Dame vs #4 UMass Lowell (Mar 17, 2017 at Boston, Mass.)

Notre Dame (21-11-5, 12-6-4 HEA) vs. UMass Lowell (25-10-3, 14-7-1 HEA)
 Date: Mar 17, 2017 • Location: Boston, Mass. • Arena: TD Garden
 Attendance: • Start time: 5:05pm • End time: 7:20pm • Total time: 2:15

| Prd | Time | Team | Scored by | Assists | Vis. on ice | Home on ice | Goals by Period |
|-----|------|-------|-----------|---------|------------------|---------------------|-----------------|
| 1 | 1st | 07:00 | ND | EV | Jack Jenkins/9 | Dennis Gilbert/22 | 4,15,22,28,25 |
| 1 | 1st | 07:25 | UML | EV | O'Neill, Colin/6 | Hausinger, Kenny/8 | 28,25,15,27,3 |
| 1 | 1st | 09:31 | UML | EV | Lohin, Ryan/10 | Lohin, Ryan/15 | 10,15,21,22,27 |
| 4 | 2nd | 06:34 | UML | EV | Smith, C.J./21 | Gambardella, Joe/32 | 18,10,4,3,26 |
| 5 | 2nd | 18:52 | UML | EV | Kapla, Michael/3 | Hausinger, Kenny/9 | 26,24,18,3,4 |
| 6 | 3rd | 02:58 | UML | EV | Marin, Nick/2 | Lohin, Ryan/16 | 8,9,19,4,6 |

| TEAM SUMMARY | | # Notre Dame | | # UMass Lowell | |
|--------------|----|--------------|----|----------------|-----|
| Prd | OT | 1 | 2 | 3 | Tot |
| 1 | 0 | 0 | 0 | 0 | 0 |
| 2 | 0 | 0 | 0 | 0 | 0 |
| 3 | 0 | 0 | 0 | 0 | 0 |
| 4 | 0 | 0 | 0 | 0 | 0 |
| 5 | 0 | 0 | 0 | 0 | 0 |
| 6 | 0 | 0 | 0 | 0 | 0 |
| Totals | | 3 | 14 | 3 | 20 |

| GOALTENDERS | | # Notre Dame | | # UMass Lowell | |
|-------------|--------------|--------------|-------|----------------|-------|
| Prd | Player | Dec | Min | GA | Saves |
| 40 | Cal Petersen | L | 59:54 | 5 | 11 |
| | EMPTY NET | | 0:06 | 0 | 0 |
| 33 | Wall, Tyler | W | 60:00 | 1 | 2 |
| Totals | | | | 1 | 14 |

| PENALTY SUMMARY | | # Notre Dame | | # UMass Lowell | |
|-----------------|----------------|--------------|------|----------------|-------|
| Prd | Player | Team | Min | Offense | Time |
| 1st | Kapla, Michael | UML | 2:00 | Roughing | 16:54 |
| 2nd | Zink, Dylan | UML | 2:00 | Tripping | 16:54 |
| 2nd | Luke Ripley | UML | 2:00 | Tripping | 19:08 |
| 3rd | Luke Ripley | UML | 2:00 | High Sticking | 17:24 |

Win-Wall, Tyler (24-9-1). Loss-Cal Petersen (21-11-5).
 2017 Hockey East Tournament Semifinal
 UMass Lowell advances to face BU or BC

Referee's signature _____

Hockey Game Box Score (Final)
#12 Notre Dame vs #5 Minnesota (Mar 25, 2017 at Manchester, NH)

Notre Dame (22-11-5, 12-6-4 HE) vs. Minnesota (23-12-3, 14-5-1 B10)
 Date: Mar 25, 2017 • Location: Manchester, NH • Arena: SNHU Arena
 Attendance: 6:299 • Start time: 3:43 pm • End time: 6:09 PM • Total time: 2:26

| Prd | Time | Team | Scored by | Assists | Vis. on ice | Home on ice | Goals by Period |
|-----|------|-------|-----------|---------|--------------------|---------------------|-----------------|
| 1 | 1st | 02:07 | MINN | EV | Reilly, Connor/1 | Gates, Brent/7 | 4,19,6,9,8 |
| 2 | 2nd | 00:30 | MINN | PP | Lettieri, Vinni/19 | Cammarata, Taylo/15 | 18,3,4,10 |
| 3 | 2nd | 14:39 | ND | EV | Andrew Oglevie/20 | Bristedt, Leon/21 | 15,10,25,4,3 |
| 4 | 2nd | 15:33 | ND | EV | Anders Bjork/20 | Cal Petersen/3 | 10,18,26,3,4 |
| 5 | 3rd | 08:42 | ND | PP | Anders Bjork/21 | Jordan Gross/21 | 10,18,3,26,15 |

| TEAM SUMMARY | | # Notre Dame | | # Minnesota | |
|--------------|----|--------------|----|-------------|-----|
| Prd | OT | 1 | 2 | 3 | Tot |
| 1 | 0 | 0 | 0 | 0 | 0 |
| 2 | 0 | 0 | 0 | 0 | 0 |
| 3 | 0 | 0 | 0 | 0 | 0 |
| 4 | 0 | 0 | 0 | 0 | 0 |
| 5 | 0 | 0 | 0 | 0 | 0 |
| Totals | | 9 | 13 | 7 | 29 |

| GOALTENDERS | | # Notre Dame | | # Minnesota | |
|-------------|-----------------|--------------|-------|-------------|-------|
| Prd | Player | Dec | Min | GA | Saves |
| 40 | Cal Petersen | W | 60:00 | 2 | 13 |
| | EMPTY NET | | 0:00 | 0 | 0 |
| 37 | Schiehorn, Eric | L | 58:43 | 3 | 9 |
| | EMPTY NET | | 1:17 | 0 | 0 |
| Totals | | | | 5 | 26 |

| PENALTY SUMMARY | | # Notre Dame | | # Minnesota | |
|-----------------|----------------|--------------|------|----------------|-------|
| Prd | Player | Team | Min | Offense | Time |
| 1st | Collins, Ryan | MINN | 2:00 | Hooking | 14:33 |
| 1st | Mike O'Leary | ND | 2:00 | Boarding | 19:15 |
| 2nd | Cam Morrison | ND | 2:00 | Tripping | 07:23 |
| 2nd | Jake Evans | ND | 2:00 | Hooking | 18:36 |
| 3rd | Bobby Nardella | ND | 2:00 | Hooking | 05:09 |
| 3rd | Collins, Ryan | MINN | 2:00 | Cross-Checking | 07:40 |
| 3rd | Jake Evans | ND | 2:00 | Tripping | 10:08 |

Win-Cal Petersen (22-11-5). Loss-Schiehorn, Eric (23-12-3).
 Notre Dame takes timeout at 10:28 of 2nd period.
 Notre Dame advances to Northeast Regional Final.

Referee's signature _____

Hockey Game Box Score (Final)
Notre Dame vs UMass Lowell (Mar 26, 2017 at Manchester, NH)

Notre Dame (23-11-5) vs. UMass Lowell (27-11-3)
 Date: Mar 26, 2017 • Location: Manchester, NH • Arena: SNHU Arena
 Attendance: 4635 • Start time: 3:32 PM • End time: 6:28 • Total time: 2:56

| Prd | Time | Team | Scored by | Assists | Vis. on ice | Home on ice | Goals by Period |
|-----|------|-------|---|---------|-------------------|------------------|-----------------|
| 1 | 1st | 11:49 | ND | EV | Cam Morrison/10 | Anders Bjork/29 | 26,18,27,10,22 |
| 1 | 1st | 18:58 | UML | EV | Collins, Ryan/1 | Lohin, Ryan/17 | 28,26,22,27,18 |
| 3 | 3rd | 11:38 | UML | EV | Edwards, John/19 | Mueller, Tyler/6 | 21,8,3,27,9 |
| 4 | 3rd | 14:43 | ND <td>EV</td> <td>Cam Morrison/11</td> <td>Mueller, Tyler/7</td> <td>29,2,7,5,19</td> | EV | Cam Morrison/11 | Mueller, Tyler/7 | 29,2,7,5,19 |
| 5 | OT | 02:44 | ND <td>EV</td> <td>Andrew Oglevie/21</td> <td>Anders Bjork/30</td> <td>26,10,18,22,4</td> | EV | Andrew Oglevie/21 | Anders Bjork/30 | 26,10,18,22,4 |

| TEAM SUMMARY | | # Notre Dame | | # UMass Lowell | |
|--------------|----|--------------|---|----------------|-----|
| Prd | OT | 1 | 2 | 3 | Tot |
| 1 | 0 | 0 | 0 | 0 | 0 |
| 2 | 0 | 0 | 0 | 0 | 0 |
| 3 | 0 | 0 | 0 | 0 | 0 |
| 4 | 0 | 0 | 0 | 0 | 0 |
| 5 | 0 | 0 | 0 | 0 | 0 |
| Totals | | 9 | 8 | 10 | 1 |

| GOALTENDERS | | # Notre Dame | | # UMass Lowell | |
|-------------|--------------|--------------|-------|----------------|-------|
| Prd | Player | Dec | Min | GA | Saves |
| 40 | Cal Petersen | W | 62:44 | 2 | 10 |
| | EMPTY NET | | 2:10 | 0 | 0 |
| 33 | Wall, Tyler | OTL | 6:44 | 3 | 8 |
| Totals | | | | 5 | 27 |

| PENALTY SUMMARY | | # Notre Dame | | # UMass Lowell | |
|-----------------|-----------------|--------------|------|----------------|-------|
| Prd | Player | Team | Min | Offense | Time |
| 1st | Kapla, Michael | UML | 2:00 | Tripping | 14:11 |
| 2nd | Dylan Malmquist | ND | 2:00 | Interference | 01:39 |
| 2nd | Ben Ostlie | ND | 2:00 | Cross-Checking | 09:42 |
| 2nd | Jake Evans | ND | 2:00 | Hooking | 17:05 |

Win-Cal Petersen (23-11-5). Loss-Wall, Tyler (26-10-1).
 UMass Lowell timeout at 2:33 in Overtime
 Notre Dame advances to Frozen Four
 MOP-ND Anders Bjork All-Tourney Team D-ND 3,UML 3
 F-ND 10,ND 15,UML 15,G-ND 40

Referee's signature _____



#2 Tony Bretzman

Jr. | F | Mendota Heights, Minnesota
Langley Rivermen (BCHL)

Career Highs

Goals: 1 (2x - vs. UConn 11/1/15)
Assists: 1 (2x - at UMass 12/3/16)
Points: 1 (4x - at UMass 12/3/16)
Multi-Point Games: n/a
Point Streak: n/a

Postseason Stats

| | |
|---------|-------------|
| 2014-15 | 4 GP, 0-0-0 |
| 2015-16 | 0 GP, 0-0-0 |
| 2016-17 | 3 GP, 0-0-0 |
| Totals | 7 GP, 0-0-0 |

2016-17 Notes

- Notched an assist in Notre Dame's 3-0 win at UMass (Dec. 3), which was his fourth game of the season.
- Centered Notre Dame's fourth line in the Hockey East semifinal loss due to injuries.
- Dressed as the seventh defenseman in Notre Dame's 3-2 NCAA win over Minnesota.

Bretzman's Career Stats

| Season | GP | G | A | Points | Shots | Shot% | Pen-Min | +/- | PPG | SHG | GWG |
|---------|----|---|---|--------|-------|-------|---------|-----|-----|-----|-----|
| 2014-15 | 17 | 1 | 1 | 2 | 8 | .125 | 3-6 | -2 | 0 | 0 | 1 |
| 2015-16 | 8 | 1 | 0 | 1 | 5 | .200 | 2-4 | +2 | 0 | 0 | 0 |
| 2016-17 | 14 | 0 | 1 | 1 | 7 | .000 | 1-2 | -1 | 0 | 0 | 0 |
| TOTAL | 39 | 2 | 2 | 4 | 20 | .100 | 6-12 | -1 | 0 | 0 | 1 |



#3 Jordan Gross

Jr. | D | Maple Grove, Minnesota
Green Bay Gamblers (USHL)

Career Highs

Goals: 2 (2x - vs. Northeastern 11/12/15)
Assists: 3 (vs. Alaska 12/31/16)
Points: 3 (2x - vs. Arizona State 10/7/16)
Multi-Point Games: 21
Point Streak: 9 games
(Dec. 5 - Jan. 23, 2015; 3-8-11)

Postseason Stats

| | |
|---------|--------------|
| 2014-15 | 6 GP, 1-3-4 |
| 2015-16 | 3 GP, 1-0-1 |
| 2016-17 | 5 GP, 2-2-4 |
| Totals | 13 GP, 4-5-9 |

2016-17 Notes

- Opened the season with a three-point game (1G, 2A) against Arizona State (Oct. 7), tying his career high mark in the 9-2 win.
- Gross has played 118 consecutive games to start his Notre Dame career.
- Notched the third period, game-tying goal in Notre Dame's 3-3 tie with Penn State on Oct. 21 (also had an assist in that game).
- Notched a power-play goal in Notre Dame's 5-2 win at Northeastern (Nov. 12).
- Notched a career-high three assists in Notre Dame's 5-0 win over Alaska (Dec. 31) and then added a goal and

an assist in the 4-0 game two win over the Nanooks (Jan. 1) for a five-point weekend.

- Had a pair of assists in Notre Dame's 6-4 loss at Boston College (Jan. 28).
- Scored the game winner in Notre Dame's 4-1 win over Vermont (Feb. 4).
- Had a power-play goal and an assist in Notre Dame's 4-2 win at Maine (Feb. 11).
- Notched a goal and an assist in Notre Dame's 5-0 win over Providence in game one of the Hockey East quarterfinals, including the game winner (March 10).
- Scored Notre Dame's second goal in the game two, 5-2 win over Providence (March 11).
- Named a Hockey East Honorable Mention All-Star (March 16).
- Assisted on Anders Bjork's game winner in Notre Dame's 3-2 comeback win over Minnesota in the first round of the NCAA Championship (March 25).

Gross's Career Stats

| Season | GP | G | A | Points | Shots | Shot% | Pen-Min | +/- | PPG | SHG | GWG |
|---------|-----|----|----|--------|-------|-------|---------|-----|-----|-----|-----|
| 2014-15 | 42 | 7 | 21 | 28 | 92 | .076 | 7-14 | +8 | 1 | 0 | 1 |
| 2015-16 | 37 | 9 | 22 | 31 | 113 | .080 | 11-30 | +15 | 2 | 0 | 1 |
| 2016-17 | 39 | 10 | 21 | 31 | 155 | .065 | 6-12 | +11 | 5 | 0 | 3 |
| TOTAL | 118 | 26 | 64 | 90 | 360 | .072 | 24-56 | +34 | 8 | 0 | 5 |



#4 Dennis Gilbert

So. | D | Buffalo, New York
Chicago Steel (USHL)

Career Highs

Goals: 1 (2x - at BC 12/10/15)
Assists: 2 (8x - vs. Providence 2/18/17)

Points: 2 (9x - vs. Providence 2/18/17)
Multi-Point Games: 9
Point Streak: 5 games
(Feb. 4 - Feb. 18., 2017; 0-9-9)

Postseason Stats

| | |
|---------|-------------|
| 2015-16 | 3 GP, 0-0-0 |
| 2016-17 | 5 GP, 0-2-2 |
| Totals | 8 GP, 0-2-2 |

2016-17 Notes

- Tied a career high with two assists in Notre Dame's 6-2 win over UConn (Oct. 28).
- Then had a two-assist game in Notre Dame's next contest, a 5-2 win at Northeastern (Nov. 12).
- Also posted a two-assist game in Notre

Dame's 6-4 loss at Boston College (Jan. 28).

- Notched a pair of assists in Notre Dame's 3-2 win over Maine in Portland (Feb. 10) and added an assist the next night for a three-point weekend.
- Was named the Hockey East Defensive Player of the Week following that sweep of Maine (Feb. 13).
- Had a pair of assists in Notre Dame's 4-1 win over 10th-ranked Providence (Feb. 17) and then also had a pair of assists in game two against Providence (Feb. 18).
- Named the Hockey East's Best Defensive Defenseman (March 15) and a Hockey East Third Team All-Star (March 16).

Gilbert's Career Stats

| Season | GP | G | A | Points | Shots | Shot% | Pen-Min | +/- | PPG | SHG | GWG |
|---------|----|---|----|--------|-------|-------|---------|-----|-----|-----|-----|
| 2015-16 | 37 | 2 | 8 | 10 | 54 | .037 | 17-34 | +5 | 1 | 0 | 1 |
| 2016-17 | 39 | 0 | 22 | 22 | 50 | .000 | 11-22 | +29 | 0 | 0 | 0 |
| TOTAL | 76 | 2 | 30 | 32 | 104 | .019 | 28-56 | +34 | 1 | 0 | 1 |



#6 Tory Dello

Fr. | D | Crystal Lake, Illinois
Tri-City Storm (USHL)

Career Highs

Goals: 1 (vs. UConn 10/27/16)
Assists: 2 (vs. Holy Cross 11/25/16)
Points: 2 (vs. Holy Cross 11/25/16)
Multi-Point Games: 1
Point Streak: 3 games
(Feb. 17-24; 0-3-3)

Postseason Stats

| | |
|---------|-------------|
| 2016-17 | 5 GP, 0-1-1 |
|---------|-------------|

2016-17 Notes


- Registered his first career point in his first career game by notching an assist on Anders Bjork's game-winning,

power-play goal against Arizona State (Oct. 7).

- Notched his first career goal in the 4-2 loss to UConn (Oct. 27).
- Had a career-high two assists in Notre Dame's 5-3 win over Holy Cross in the Shillelagh Tournament.
- Had an assist in both games against 10th-ranked Providence (Feb. 17-18) to help the Irish win the series (1-0-1).
- Had an assist on Ben Ostlie's game-winning goal at No. 5/6 Boston University (Feb. 24).

Dello's Career Stats

| Season | GP | G | A | Points | Shots | Shot% | Pen-Min | +/- | PPG | SHG | GWG |
|---------|----|---|----|--------|-------|-------|---------|-----|-----|-----|-----|
| 2016-17 | 38 | 1 | 11 | 12 | 80 | .013 | 23-65 | +9 | 0 | 0 | 0 |
| TOTAL | 38 | 1 | 11 | 12 | 80 | .013 | 23-65 | +9 | 0 | 0 | 0 |



#8 Ben Ostlie

Sr. | F | Edina, Minnesota
Omaha Lancers (USHL)

Career Highs

Goals: 1 (3x - at Boston University 2/24/17)
Assists: 1 (4x - at Boston University 2/15/17)
Points: 1 (7x - at Boston University 2/25/17)
Multi-Point Games: n/a

Postseason Stats

| | |
|---------|--------------|
| 2014-15 | 3 GP, 0-1-1 |
| 2015-16 | 3 GP, 0-0-0 |
| 2016-17 | 5 GP, 0-0-0 |
| Totals | 10 GP, 0-1-1 |

2016-17 Notes

- Scored the game-winning goal in

Notre Dame's 3-1 win at No. 5/6 Boston University (Feb. 24), marking his first goal since October 17, 2015 (at Penn State).

- Added an assist in game two at Boston University (Feb. 25) for his first career point streak.

Ostlie's Career Stats

| Season | GP | G | A | Points | Shots | Shot% | Pen-Min | +/- | PPG | SHG | GWG |
|---------|----|---|---|--------|-------|-------|---------|-----|-----|-----|-----|
| 2013-14 | 12 | 0 | 0 | 0 | 10 | .000 | 3-6 | -3 | 0 | 0 | 0 |
| 2014-15 | 24 | 1 | 2 | 3 | 13 | .077 | 2-4 | 0 | 0 | 0 | 0 |
| 2015-16 | 27 | 1 | 1 | 2 | 17 | .059 | 2-4 | -5 | 0 | 0 | 0 |
| 2016-17 | 29 | 1 | 1 | 2 | 13 | .077 | 6-12 | -3 | 0 | 0 | 1 |
| TOTAL | 92 | 3 | 4 | 7 | 53 | .057 | 13-26 | -11 | 0 | 0 | 1 |



#9 Dawson Cook

Jr. | F | Cadillac, Michigan
Green Bay Gamblers (USHL)

Career Highs

Goals: 1 (5x - vs. UMass Lowell 11/18/16)
Assists: 1 (6x - at Maine 2/11/17)
Points: 1 (11x - at Maine 2/11/17)
Multi-Point Games: n/a
Point Streak: 2 games
(Nov. 28 - Dec. 4, 2015)

Postseason Stats

| | |
|---------|--------------|
| 2014-15 | 4 GP, 0-0-0 |
| 2015-16 | 3 GP, 0-0-0 |
| 2016-17 | 5 GP, 0-0-0 |
| Totals | 12 GP, 0-0-0 |

2016-17 Notes

- Scored in Notre Dame's 4-1 win over then No. 4/5 UMass Lowell (Nov. 18).

Cook's Career Stats

| Season | GP | G | A | Points | Shots | Shot% | Pen-Min | +/- | PPG | SHG | GWG |
|---------|-----|---|---|--------|-------|-------|---------|-----|-----|-----|-----|
| 2014-15 | 35 | 1 | 1 | 2 | 11 | .091 | 4-8 | -6 | 0 | 0 | 0 |
| 2015-16 | 32 | 3 | 1 | 4 | 16 | .188 | 2-4 | -2 | 0 | 0 | 1 |
| 2016-17 | 38 | 1 | 5 | 6 | 39 | .026 | 4-8 | +2 | 0 | 0 | 0 |
| TOTAL | 105 | 5 | 7 | 12 | 66 | .076 | 10-20 | -6 | 0 | 0 | 1 |



#10 Anders Bjork

Jr. | F | Mequon, Wisconsin
U.S. National U-18 Team

Career Highs

Goals: 2 (8x - vs. Minnesota 2/25/17)
Assists: 3 (vs. UMass Lowell 3/26/17)
Points: 4 (2x - vs. UConn 10/28/16)
Multi-Point Games: 25
Point Streak: 10 games
(Nov. 28 - Jan. 23, 2016; 7-8-15)

Postseason Stats

| | |
|---------|----------------|
| 2014-15 | 6 GP, 1-4-5 |
| 2015-16 | 3 GP, 1-2-3 |
| 2016-17 | 5 GP, 2-4-6 |
| Totals | 15 GP, 4-10-14 |

2016-17 Notes

- Opened the season by scoring two goals and adding an assist in Notre Dame's 9-2 win over Arizona State (Oct. 7).
- The next night against the Sun Devils, posted a career-high four points on two goals and two assists.
- Had the game-winning goal on both wins over Arizona State and was named the Hockey East Player of the Week for his seven-point weekend (Oct. 10).
- Scored a highlight reel goal at Minnesota Duluth (Oct. 14) when he beat the defense and finished with a high wrist shot for his fifth goal of the season.

- Had a pair of assists in Notre Dame's 3-1 win at No. 4 Minnesota Duluth (Oct. 15).
- Posted his second four-point game of the season in Notre Dame's 6-2 win over UConn (Oct. 28), including two goals and two assists.
- Finished October with 16 points (7-9-17) and was named the Hockey East Player of the Month.
- Had a goal and two assists to lead Notre Dame past Holy Cross, 5-3, in the opening round of the Shillelagh Tournament (Nov. 25).
- Had two third-period goals in Notre Dame's 5-4 loss at UMass (Dec. 2).
- Scored two goals, including the shorthanded game-winning tally, in Notre Dame's comeback win, 3-2, over then No. 3/4 Boston College (Dec. 10).
- Was named the Hockey East Player of the Week on Dec. 12 following his performance against the Eagles.
- Notched two assists in Notre Dame's 5-0 win over Alaska (Dec. 31) and then added a goal and an assist in the 4-0 game two win over the Nanooks (Jan. 1) for a four-point weekend.
- Scored the third-period game winner in Notre Dame's 2-1 win at Merrimack (Jan. 13).
- Bjork's five game-winning goals are the most by a Notre Dame player since 2010-11, when Anders Lee had seven.
- Bjork reached the 25-point plateau in his 15th game of the season, the fastest a Notre Dame player has reached 25 points under head coach Jeff Jackson.
- Had a goal and an assist in Notre Dame's 6-4 loss at Boston College (Jan. 28).
- Missed game one (Feb. 3) of the Vermont series due to illness, but returned to the lineup for game two (Feb. 4).
- Named one of five finalists for the 2017 Hockey Humanitarian Award (Feb. 2).
- Had an unassisted goal to put the Irish up 2-0 in an eventual 3-2 victory over

- Maine (Feb. 10).
- Notched a shorthanded goal and a power-play tally in the third period to lift the Irish to a 4-1 win over 10th-ranked Providence (Feb. 17).
- Had an assist in the 3-3 tie versus Providence (Feb. 18) to reach 100-career points, becoming the 51st player in program history to notch at least 100 career points.
- Bjork, who is part of the fourth father-son duo to play at Notre Dame, joins his father, Kirt, as the first father-son tandem to each register 100 career points at Notre Dame (Kirt was a 1983 All-American who totaled 161 points on 76 goals and 85 assists).
- Notched two assists in Notre Dame's 5-2 game two win over Providence in the Hockey East quarterfinals (March 11).
- The Irish are 22-5-2 when Bjork registers at least one point (1-6-3 when he does not and is in the lineup, 0-0-1 when he is out of the lineup).
- Named a Top Ten Hobey Baker Finalist (March 15) and a First Team Hockey East All-Star (March 16).
- Scored a pair of goals, including the game winner, to lift Notre Dame past Minnesota, 3-2, in the first round of the NCAA Championship (March 25).
- Notched his first career three-assist game in the 3-2 NCAA Northeast Regional victory over UMass Lowell, with all three being primary assists (March 26).
- Named the Northeast Regional's Most Outstanding Player.

Notre Dame's Career Points List

| | |
|--------------------------------------|------------------|
| 37. Ray DeLorenzi (1971-74) | 55-59-114 |
| 37. Kevin Deeth (2006-10) | 35-79-114 |
| 39. Connor Dunlap (1999-03) | 25-86-111 |
| 39. Aaron Gill (2000-04) | 49-62-111 |
| 41. Mario Lucia (1981-86) | 61-49-110 |
| 42. Anders Bjork (2014-pres.) | 40-64-109 |
| 42. Jack Brownschidle (1973-77) | 31-78-109 |

Bjork's Career Stats

| Season | GP | G | A | Points | Shots | Shot% | Pen-Min | +/- | PPG | SHG | GWG |
|---------|-----|----|----|--------|-------|-------|---------|-----|-----|-----|-----|
| 2014-15 | 41 | 7 | 15 | 22 | 74 | .095 | 7-14 | -3 | 1 | 1 | 0 |
| 2015-16 | 35 | 12 | 23 | 35 | 92 | .130 | 4-8 | +28 | 3 | 0 | 0 |
| 2016-17 | 38 | 21 | 31 | 52 | 128 | .164 | 7-14 | +21 | 5 | 2 | 6 |
| TOTAL | 114 | 40 | 69 | 109 | 294 | .136 | 18-36 | +46 | 9 | 3 | 6 |



#11 Cal Burke

Fr. | F | Boxborough, Massachusetts
Cedar Rapids RoughRiders (USHL)

Career Highs

Goals: 1 (3x - vs. Providence 2/17/17)
Assists: 2 (vs. UMass Lowell 11/18/16)
Points: 2 (vs. UMass Lowell 11/18/16)
Multi-Point Games: 1
Point Streak: 5 games;
(Feb. 3 - pres.)

Postseason Stats

2016-17 1 GP, 0-0-0

2016-17 Notes

- Opened his Irish career by notching an assist in the first game of the season, a 9-2 win over Arizona State (Oct. 7).

- Posted his first career multi-point game with two assists in Notre Dame's 4-1 win over UMass Lowell (Nov. 18).
- Scored his first career goal in Notre Dame's 5-0 win over Alaska (Dec. 31).
- Scored the empty net tally to seal Notre Dame's 4-1 win over Vermont (Feb. 4).
- Scored his first career game winner 59 seconds into the third period against 10th-ranked Providence in Notre Dame's 4-1 win (Feb.17).
- Injured in game one of the Hockey East quarterfinal series with Providence (lower body).

Burke's Career Stats

| Season | GP | G | A | Points | Shots | Shot% | Pen-Min | +/- | PPG | SHG | GWG |
|---------|----|---|---|--------|-------|-------|---------|-----|-----|-----|-----|
| 2016-17 | 35 | 3 | 8 | 11 | 69 | .043 | 4-8 | +3 | 0 | 0 | 1 |
| TOTAL | 35 | 3 | 8 | 11 | 69 | .043 | 4-8 | +3 | 0 | 0 | 1 |



#12 Felix Holmberg

Fr. | F | Stockholm, Sweden
AIK J20 (SuperElit)

2016-17 Notes

- Made his Irish debut in Notre Dame's 9-2 season-opening victory over Arizona State (Oct. 7)
- Holmberg is the fifth European to play for the Irish and the third from Stockholm, Sweden (Calle Ridderwall was the last from 2007-11).
- Battled an illness during the middle of the season and then returned to the lineup against New Hampshire (1/20/17).
- Scored his first career goal in Notre Dame's 6-4 loss at Boston College (Jan. 28).

Career Highs

Goals: 1 (at Boston College 1/28/17)
Assists: --
Points: 1 (at Boston College 1/28/17)
Multi-Point Games: --
Point Streak: --

Holmberg's Career Stats

| Season | GP | G | A | Points | Shots | Shot% | Pen-Min | +/- | PPG | SHG | GWG |
|---------|----|---|---|--------|-------|-------|---------|-----|-----|-----|-----|
| 2016-17 | 18 | 1 | 0 | 1 | 8 | .125 | 1-2 | -1 | 0 | 0 | 0 |
| TOTAL | 18 | 1 | 0 | 1 | 8 | .125 | 1-2 | -1 | 0 | 0 | 0 |



#15 Andrew Oglevie

So. | F | Fullerton, California
Cedar Rapids RoughRiders

Career Highs

Goals: 2 (2X - at Boston College 1/28/17)
Assists: 3 (vs. Providence 3/11/17)
Points: 3 (4x - vs. Providence 3/11/17)
Multi-Point Games: 10
Point Streak: 11 games
(Jan. 7 - Feb. 17; 9-5-14)

Postseason Stats

| | |
|---------|-------------|
| 2015-16 | 3 GP, 0-0-0 |
| 2016-17 | 5 GP, 3-3-6 |
| Totals | 8 GP, 3-3-6 |


2016-17 Notes

- Opened the season by tying his career-high point total with three (1G, 2A) in Notre Dame's season-opening 9-2 win over Arizona State.
- Had a power-play goal and an assist in Notre Dame's 4-3 loss at No. 4 Minnesota Duluth (Oct. 14).
- Added a power-play goal in Notre Dame's 3-1 win at Minnesota Duluth (Oct. 15).
- Had a goal and two assists in Notre Dame's 5-2 win at Northeastern (Nov. 12).
- Scored the first (and game-winning) goal in Notre Dame's 3-0 win at UMass (Dec. 3).
- Scored the game-tying goal in Notre Dame's 3-2 comeback win over then No. 3/4 Boston College (Dec. 10).
- Had a power-play goal to put the Irish up 3-0 in Notre Dame's 5-0 win over Alaska (Dec. 31).
- Scored the game-tying goal in Notre Dame's 2-1 win at Merrimack (Jan. 13).
- Had a goal and an assist in Notre Dame's 4-2 loss at Merrimack (Jan. 14).
- Had a goal and an assist in Notre Dame's 3-0 win over New Hampshire (Jan. 21).

- Had two goals, including his first career shorthanded goal, and a pair of assists in Notre Dame's 6-4 loss at Boston College (Jan. 28).
- Had a goal in each game against Vermont (Feb. 3-4, 2017), helping lead the Irish to a 1-0-1 weekend.
- Scored in each win over Maine (Feb. 10-11).
- Had a power-play goal in Notre Dame's 5-0 win over Providence in game one of the Hockey East quarterfinals (March 10).
- Had a career-high three assists in Notre Dame's 5-2, game two Hockey East quarterfinal win over Providence (March 11).
- Scored late in the second period to cut Minnesota's lead to 2-1 in Notre Dame's NCAA first round 3-2 comeback win (March 25).
- Scored the overtime game winner to lift the Irish to a 3-2 win against UMass Lowell, sending Notre Dame to the Frozen Four (March 26).
- Named to the 2017 NCAA Northeast Regional All-Tournament Team (March 26).

Oglevie's Career Stats

| Season | GP | G | A | Points | Shots | Shot% | Pen-Min | +/- | PPG | SHG | GWG |
|---------|----|----|----|--------|-------|-------|---------|-----|-----|-----|-----|
| 2015-16 | 31 | 5 | 4 | 9 | 59 | .085 | 4-8 | +9 | 0 | 0 | 2 |
| 2016-17 | 39 | 21 | 20 | 41 | 126 | .167 | 5-10 | +20 | 5 | 1 | 3 |
| TOTAL | 70 | 26 | 24 | 50 | 185 | .141 | 9-18 | +29 | 5 | 1 | 5 |



#16 Connor Hurley

Jr. | F | Edina, Minnesota
Green Bay Gamblers (USHL)

Career Highs

Goals: 1 (11x - vs. UConn 10/28/16)
Assists: 3 (vs. UConn 11/1/15)
Points: 3 (2x - vs. Arizona State 10/8/16)
Multi-Point Games: 12
Point Streak: 3 games
(Oct. 18-25, 2014; 1-4-5)

2016-17 Notes

- Opened the season with a two-assist game against Arizona State (Oct. 7).
- Scored the opening goal and added an assist in Notre Dame's 5-3 win over Holy Cross in the Shillelagh Tournament (Nov. 25).
- Will remain out for the second semester (undisclosed).

Hurley's Career Stats

| Season | GP | G | A | Points | Shots | Shot% | Pen-Min | +/- | PPG | SHG | GWG |
|---------|----|----|----|--------|-------|-------|---------|-----|-----|-----|-----|
| 2014-15 | 41 | 4 | 10 | 14 | 59 | .068 | 3-6 | +5 | 0 | 0 | 1 |
| 2015-16 | 36 | 6 | 12 | 18 | 56 | .107 | 5-10 | +7 | 2 | 0 | 0 |
| 2016-17 | 21 | 4 | 12 | 16 | 26 | .154 | 11-22 | +5 | 0 | 0 | 1 |
| TOTAL | 98 | 14 | 34 | 48 | 141 | .099 | 19-38 | +17 | 2 | 0 | 2 |



#17 Peter Mark

Jr. | D | Minneapolis, Minn.
Saint Thomas Academy

Career Highs

Goals: --
Assists: --
Points: --
Multi-Point Games: --
Point Streak: --

2016-17 Notes

- Joined the Irish for the 2016-17 season after playing the previous two seasons with Notre Dame's club team.
- Has not appeared in a game.



#18 Jake Evans

Jr. | F | Toronto, Ontario
St. Michael's Buzzers (OJHL)

Career Highs

Goals: 2 (3x - at Boston University 2/24/17)
Assists: 3 (2x - vs. Minnesota 11/6/15)
Points: 3 (5x - at Northeastern 11/12/16)
Multi-point games: 22
Point Streak: 7 games
(Dec. 2-Jan. 7; 4-4-8)

Postseason Stats

| | |
|---------|--------------|
| 2014-15 | 6 GP, 0-1-1 |
| 2015-16 | 3 GP, 0-1-1 |
| 2016-17 | 5 GP, 1-5-6 |
| Totals | 13 GP, 1-7-8 |

2016-17 Notes

- Had a two-assist game at No. 4 Minnesota Duluth (Oct. 14).
- Scored his first career shorthanded goal in Notre Dame's 3-3 overtime tie with Penn State (Oct. 21).
- Had a goal and two assists in Notre Dame's 5-2 win at Northeastern (Nov. 12).
- Scored the second and third (empty net) goals in Notre Dame's 3-0 win at UMass (Dec. 3).
- Had a goal and an assist in Notre Dame's 3-0 win over New Hampshire (Jan. 21).
- Had a pair of assists in Notre Dame's 6-4 loss at Boston College (Jan. 28).
- Had a goal and an assist over the final 3:10 of the third period in Notre Dame's

comeback tie over No. 12 Vermont (Feb. 3).

- Scored a game-tying goal and added an assist in the 3-3 tie versus 10th-ranked Providence (Feb. 18).
- Scored two goals to lead Notre Dame to a 3-1 win at No. 5/6 Boston University (February 24).
- Had a goal and an assist in Notre Dame's 5-0 win over Providence in game one of the Hockey East quarterfinals (March 10).
- Had a pair of assists, including on the game winner, in Notre Dame's 3-2 comeback win over Minnesota in round one of the NCAA Championship (March 25).
- Had an assist on Cam Morrison's game-tying goal against UMass Lowell in the 3-2 overtime win to help send the Irish to the Frozen Four (March 26).

Evans' Career Stats

| Season | GP | G | A | Points | Shots | Shot% | Pen-Min | +/- | PPG | SHG | GWG |
|---------|-----|----|----|--------|-------|-------|---------|-----|-----|-----|-----|
| 2014-15 | 41 | 7 | 10 | 17 | 63 | .111 | 11-22 | +4 | 1 | 0 | 1 |
| 2015-16 | 37 | 8 | 25 | 33 | 55 | .145 | 9-29 | +15 | 4 | 0 | 1 |
| 2016-17 | 39 | 13 | 28 | 41 | 109 | .119 | 18-47 | +13 | 1 | 1 | 0 |
| TOTAL | 117 | 28 | 63 | 91 | 227 | .123 | 38-98 | +32 | 6 | 1 | 2 |



#19 Mike O'Leary

Fr. | F | Halifax, Nova Scotia
 Dubuque Fighting Saints (USHL)

Career Highs

Goals: 1 (vs. Vermont 2/4/17)
 Assists: 1 (vs. Vermont 2/3/17)
 Points: 1 (2 x - vs. Vermont 2/4/17)
 Multi-Point Games: --

Post-Season Stats

2016-17 5 GP, 0-0-0

2016-17 Notes

- Made his Notre Dame debut on Oct. 7 versus Arizona State.
- Had the primary assist on Bo Brauer's first period goal in the 4-4 overtime tie with Vermont, marking his first career

point.

- Scored his first career goal against Vermont (Feb. 4), giving the Irish a 3-1 lead in an eventual 4-1 victory.
- Assisted on Ben Ostlie's game winner at No. 5/6 Boston University (February 24).
- Scored in Notre Dame's 4-1 loss at Boston University (Feb. 25).

O'Leary's Career Stats

| Season | GP | G | A | Points | Shots | Shot% | Pen-Min | +/- | PPG | SHG | GWG |
|---------|----|---|---|--------|-------|-------|---------|-----|-----|-----|-----|
| 2016-17 | 36 | 2 | 2 | 4 | 22 | .091 | 16-40 | +2 | 0 | 0 | 0 |
| TOTAL | 36 | 2 | 2 | 4 | 22 | .091 | 16-40 | +2 | 0 | 0 | 0 |



#21 Joe Wegwerth

So. | F | Brewster, New York
 Cedar Rapids RoughRiders

Career Highs

Goals: 2 (vs. Penn State 10/22/16)
 Assists: 1 (7x - vs. Alaska 1/11/17)
 Points: 2 (vs. Penn State 10/22/16)
 Multi-Point Games: 1
 Point Streak: 2 games
 (Nov. 28 - Dec. 4, 2015)

Postseason Stats

2016-17 5 GP, 1-0-1

2016-17 Notes

- Posted his first career two-goal game against Penn State (Oct. 22), when he scored a pair of power-play goals.
- Added a power-play goal in Notre

- Dame's 6-2 win over UConn (Oct. 28).
- Scored the third goal in Notre Dame's 3-1 win over Michigan Tech (Jan. 6).
- Scored the third period, game-tying goal in the 2-2 overtime tie versus New Hampshire (1/20/17).
- Injured (lower body) in the first game of the Vermont series (Feb. 3) and returned for the second Boston University game (Feb. 25).
- Scored a goal in Notre Dame's 5-0 game one win over Providence in the Hockey East quarterfinals (March 10).

Wegwerth's Career Stats

| Season | GP | G | A | Points | Shots | Shot% | Pen-Min | +/- | PPG | SHG | GWG |
|---------|----|---|---|--------|-------|-------|---------|-----|-----|-----|-----|
| 2015-16 | 30 | 1 | 3 | 4 | 29 | .034 | 9-18 | -4 | 0 | 0 | 0 |
| 2016-17 | 32 | 7 | 4 | 11 | 51 | .137 | 7-14 | +2 | 3 | 0 | 0 |
| TOTAL | 62 | 8 | 7 | 15 | 80 | .100 | 16-32 | -2 | 3 | 0 | 0 |



#22 Andrew Peeke

Fr. | D | Parkland, Florida
Green Bay Gamblers (USHL)

Career Highs

Goals: 1 (at Northeastern 11/12/16)
Assists: 2 (2 x - vs. Vermont 2/3/17)
Points: 2 (4x - vs. Vermont 2/3/17)
Multi-Point Games: 4
Point Streak: 3 games
(Jan. 1 - Jan. 7, 2017)

Postseason Stats

2016-17 5 GP, 0-1-1

2016-17 Notes

- Made his Notre Dame debut on Oct. 7 versus Arizona State.
- Notched his first career point with an assist in Notre Dame's 6-2 win over UConn (Oct. 28).
- Scored his first career goal in Notre Dame's 5-2 win at Northeastern (Nov. 12).
- Had the game-winning goal and added an assist for his first career multi-point game in Notre Dame's 4-1 win over then fifth-ranked UMass Lowell (Nov. 18).
- Notched a goal and an assist in the third period of Notre Dame's 5-4 loss at UMass (Dec. 2).
- Posted a career-high two assists in Notre Dame's loss to Michigan Tech

(Jan. 7).

- Scored the second goal in Notre Dame's 3-0 win over New Hampshire (Jan. 21).
- Notched a pair of assists in Notre Dame's 4-4 comeback tie versus Vermont (Feb. 3).
- The only defenseman named to the Hockey East All-Rookie Team (March 15).

Peeke's Career Stats

| Season | GP | G | A | Points | Shots | Shot% | Pen-Min | +/- | PPG | SHG | GWG |
|---------|----|---|----|--------|-------|-------|---------|-----|-----|-----|-----|
| 2016-17 | 39 | 4 | 10 | 14 | 55 | .073 | 8-16 | +11 | 0 | 0 | 1 |
| TOTAL | 39 | 4 | 10 | 14 | 55 | .073 | 8-16 | +11 | 0 | 0 | 1 |



#23 Luke Novak

Fr. | F | Waukesha, Wis.
New Jersey Hitmen (USPHL)

Career Highs

Goals: --
Assists: --
Points: --
Multi-Point Games: --
Point Streak: --

2016-17 Notes

- Has not appeared in a game.



#24 Luke Ripley

Jr. | D | Kitimat, British Columbia
Powell River Kings (BCHL)

Career Highs

Goals: 1 (3x - vs. Northeastern 3/12/16)
Assists: 1 (12x - at Providence 2/19/16)
Points: 1 (15x - vs. Northeastern 3/12/16)
Multi-Point Games: n/a
Point Streak: 3 games
(Jan. 31-Feb. 7, 2015; 0-3-3)

Postseason Stats

| | |
|---------|--------------|
| 2014-15 | 6 GP, 1-1-2 |
| 2015-16 | 3 GP, 1-0-1 |
| 2016-17 | 5 GP, 0-0-0 |
| Totals | 14 GP, 2-1-3 |

2016-17 Notes

- Serving as an alternate captain as a junior.

Ripley's Career Stats

| Season | GP | G | A | Points | Shots | Shot% | Pen-Min | +/- | PPG | SHG | GWG |
|---------|-----|---|----|--------|-------|-------|---------|-----|-----|-----|-----|
| 2014-15 | 42 | 2 | 6 | 8 | 32 | .062 | 15-30 | +4 | 0 | 0 | 1 |
| 2015-16 | 37 | 1 | 6 | 7 | 40 | .025 | 18-47 | +12 | 0 | 0 | 0 |
| 2016-17 | 37 | 0 | 0 | 0 | 25 | .000 | 20-40 | -3 | 0 | 0 | 0 |
| TOTAL | 116 | 3 | 12 | 15 | 97 | .031 | 53-117 | +13 | 0 | 0 | 1 |



#25 Dylan Malmquist

So. | F | Edina, Minnesota
Edina HS

Career Highs

Goals: 2 (4x - vs. Providence 3/11/17)
Assists: 2 (4x - vs. Alaska 1/1/17)
Points: 3 (3x - at Minnesota Duluth 10/15/16)
Multi-Point Games: 8
Point Streak: 2 games
(six times, active streak)

Postseason Stats

| | |
|---------|-------------|
| 2015-16 | 3 GP, 0-0-0 |
| 2016-17 | 5 GP, 2-1-3 |
| Totals | 8 GP, 2-1-2 |

2016-17 Notes

- Had a five-point opening series versus Arizona State, including a goal and an assist in game one (Oct. 7) and a goal and two assists in game two (Oct. 8).
- Had a goal and two assists to lead the Irish to a 3-1 win at fourth-ranked Minnesota Duluth (Oct. 15).
- Notched two goals, including the game winner, in Notre Dame's 5-0 win over Alaska (Dec. 31) and then added two assists in the 4-0 game two win over the Nanooks (Jan. 1) for a four-point weekend.
- Scored the game winner in Notre Dame's 3-0 win over New Hampshire (Jan. 21).

- Scored two goals, including the game winner, in Notre Dame's 4-2 win at Maine (Feb. 11).
- Scored two empty net goals in Notre Dame's 5-2, game two Hockey East quarterfinal win over Providence to seal the win and the series (March 11).
- Had the secondary assist on Andrew Oglevie overtime game-winning goal versus UMass Lowell in the NCAA Northeast Regional (March 26).

Malmquist's Career Stats

| Season | GP | G | A | Points | Shots | Shot% | Pen-Min | +/- | PPG | SHG | GWG |
|---------|----|----|----|--------|-------|-------|---------|-----|-----|-----|-----|
| 2015-16 | 36 | 11 | 6 | 17 | 59 | .186 | 7-25 | +9 | 2 | 0 | 2 |
| 2016-17 | 39 | 10 | 14 | 24 | 68 | .147 | 10-20 | +8 | 3 | 0 | 3 |
| TOTAL | 75 | 21 | 20 | 41 | 127 | .165 | 17-45 | +17 | 5 | 0 | 5 |



#26 Cam Morrison

Fr. | F | Aurora, Ontario
Youngstown Phantoms (USHL)

Career Highs

Goals: 1 (vs. UMass Lowell 3/26/17)
Assists: 2 (vs. Arizona State 10/7/16)
Points: 2 (6x - vs. UMass Lowell 3/26/17)
Multi-Point Games: 6
Point Streak: 3 games
(Dec. 3 - Dec. 31, 2016; 1-3-4)

Postseason Stats

| | |
|---------|-------------|
| 2016-17 | 5 GP, 3-3-6 |
|---------|-------------|

2016-17 Notes

- Posted two assists in his first career game, a 9-2 Notre Dame win over Arizona State (Oct. 7).
- Scored his first career goal and added an assist for a two-point game in a 4-3 loss at Minnesota Duluth (Oct. 14).
- Scored a goal in Notre Dame's 6-2 win over UConn (Oct. 28).
- Had the game-winning goal (first of his career) and added an assist in Notre Dame's 5-2 comeback win at Northeastern (Nov. 12).
- Notched a goal and an assist in Notre Dame's 5-0 win over Alaska (Dec. 31).
- Scored the game-tying goal with 1:13 to play in the third period in Notre Dame's 4-4 comeback tie versus

Vermont (Feb. 3).

- Scored the third period, game-tying goal in a 3-3 tie versus 10th-ranked Providence (Feb. 18).
- Scored a power-play goal to tie the game at 1-1 and added an assist in Notre Dame's 5-2 Hockey East quarterfinal game two win over Providence (March 11).
- Had an assist in Notre Dame's 3-2 comeback win over Minnesota in the first round of the NCAA Championship (March 25).
- Scored twice in the NCAA Northeast Regional Final in the 3-2 overtime win against UMass Lowell, including the third period, game-tying goal at 14:43.
- That was his first career two-goal game.

Morrison's Career Stats

| Season | GP | G | A | Points | Shots | Shot% | Pen-Min | +/- | PPG | SHG | GWG |
|---------|----|----|----|--------|-------|-------|---------|-----|-----|-----|-----|
| 2016-17 | 39 | 11 | 12 | 23 | 82 | .134 | 6-12 | +7 | 4 | 0 | 1 |
| TOTAL | 39 | 11 | 12 | 23 | 82 | .134 | 6-12 | +7 | 4 | 0 | 1 |



#27 Bobby Nardella

So. | D | Rosemont, Illinois
Tri-City Storm (USHL)

Career Highs

Goals: 2 (vs. Arizona State 10/7/16)
Assists: 2 (5x - at Maine 2/11/17)

Points: 3 (3x - at UMass 12/2/16)

Multi-Point Games: 8
Point Streak: 6 games
(Jan. 2-23; 2-10-12)

Post-Season Stats

| | |
|---------|-------------|
| 2015-16 | 3 GP, 0-1-1 |
| 2016-17 | 5 GP, 1-1-2 |
| Totals | 8 GP, 1-2-3 |

2016-17 Notes

- Opened the season with a career-high two goals in Notre Dame's 9-2 win over Arizona State (Oct. 7).
- Had a goal and two assists in the third period of Notre Dame's 5-4 loss at UMass (Dec. 2).
- Injured in the first game of the Merrimack series and missed six games (lower body injury) before returning for

the Maine series (Feb. 10).

- Posted two assists in Notre Dame's 4-2 win at Maine (Feb. 11).
- Had a game-tying, power-play goal against 10th-ranked Providence in the 3-3 overtime tie (Feb. 18).
- Scored the game-winning goal in Notre Dame's 5-2 victory over Providence in game two of the Hockey East quarterfinals, which clinched the series (March 11).

Nardella's Career Stats

| Season | GP | G | A | Points | Shots | Shot% | Pen-Min | +/- | PPG | SHG | GWG |
|---------|----|----|----|--------|-------|-------|---------|-----|-----|-----|-----|
| 2015-16 | 35 | 4 | 20 | 24 | 69 | .058 | 9-18 | +9 | 1 | 0 | 1 |
| 2016-17 | 33 | 7 | 14 | 21 | 81 | .086 | 9-26 | +7 | 4 | 0 | 1 |
| TOTAL | 68 | 11 | 34 | 45 | 150 | .073 | 18-44 | +16 | 5 | 0 | 2 |



#28 Jack Jenkins

So. | F | Lake Bluff, Illinois
 Fargo Force (USHL)

Career Highs

Goals: 1 (9x - vs. UMass Lowell 3/17/17)
 Assists: 1 (6x - vs. Providence 3/10/17)
 Points: 2 (vs. Providence 3/10/17)

Multi-Point Games: 1
 Point Streak: 3 games
 (March 10, 2017 - present; 2-2-4)

Postseason Stats

| | |
|---------|-------------|
| 2015-16 | 3 GP, 0-0-0 |
| 2016-17 | 5 GP, 2-2-4 |
| Totals | 8 GP, 2-2-4 |

2016-17 Notes

- Notched his first goal of the season in Notre Dame's 6-2 win over UConn (Oct. 28).
- Scored the game winner in Notre Dame's 4-0 win over Alaska (Jan. 1), his second career game winner.
- Then scored the game winner in Notre Dame's next game, a 3-1 victory over

Michigan Tech (Jan. 6).

- Assisted on Anders Bjork's third period game winner in Notre Dame's 2-1 victory at Merrimack (Jan. 13).
- Scored the opening goal in Notre Dame's 3-2 win over Maine (Feb. 10).
- Also scored the opening goal in Notre Dame's 4-1 win over 10th-ranked Providence (Feb. 17).
- Scored in Notre Dame's game one win over Providence College in the Hockey East quarterfinals (March 10) and added an assist for his first career multi-point game.
- Scored in the Hockey East semifinal loss to UMass Lowell (March 17).

Jenkins' Career Stats

| Season | GP | G | A | Points | Shots | Shot% | Pen-Min | +/- | PPG | SHG | GWG |
|---------|----|---|---|--------|-------|-------|---------|-----|-----|-----|-----|
| 2015-16 | 28 | 2 | 2 | 4 | 28 | .071 | 1-2 | -1 | 0 | 0 | 1 |
| 2016-17 | 35 | 7 | 5 | 12 | 87 | .080 | 2-4 | +2 | 0 | 0 | 2 |
| TOTAL | 63 | 9 | 7 | 16 | 115 | .078 | 3-6 | +1 | 0 | 0 | 3 |



#29 Bo Brauer

Jr. | F | Edina, Minnesota
 Naniamo Clippers (BCHL)

Career Highs

Goals: 2 (vs. Arizona State 10/7/16)
 Assists: 2 (vs. Providence College 3/10/17)
 Points: 2 (vs. Arizona State 10/7/16)
 Multi-Point Games: 2
 Point Steak: n/a

Postseason Stats

| | |
|---------|-------------|
| 2016-17 | 5 GP, 0-2-2 |
|---------|-------------|

2016-17 Notes

- Scored the first two goals of his career in Notre Dame's season-opening 9-2 win over Arizona State (Oct. 7).
- Score Notre Dame's second goal in the

4-4 overtime tie with Vermont (Feb. 3).

- Notched the first two assists of his career in Notre Dame's 5-0 win over Providence in the Hockey East quarterfinals (March 10), marking the first two assists of his career.
- The Irish are 16-6-3 when he is in the lineup this season.

Brauer's Career Stats

| Season | GP | G | A | Points | Shots | Shot% | Pen-Min | +/- | PPG | SHG | GWG |
|---------|----|---|---|--------|-------|-------|---------|-----|-----|-----|-----|
| 2014-15 | 2 | 0 | 0 | 0 | 1 | .000 | 1-2 | 0 | 0 | 0 | 0 |
| 2015-16 | 1 | 0 | 0 | 0 | - | - | 0-0 | 0 | 0 | 0 | 0 |
| 2016-17 | 25 | 3 | 2 | 5 | 12 | .250 | 3-14 | +3 | 1 | 0 | 0 |
| TOTAL | 28 | 3 | 2 | 5 | - | - | 4-16 | +3 | 1 | 0 | 0 |



#32 Cale Morris

Fr. | G | Larkspur, Colorado
Waterloo Black Hawks (USHL)

Career Highs

Saves: 7 (vs. Arizona State 10/7/16)
Goals Against: 1
Shutouts: n/a

2016-17 Notes

- Made his first career appearance in Notre Dame's season-opening 9-2 win over Arizona State (Oct. 7) when he played the third period.

Morris' Career Stats

| Goalie | GP-GS | Minutes | GA | GAAvg | Saves | Save% | W | L | T | Sho | PPG | SHG |
|---------|-------|---------|----|-------|-------|-------|---|---|---|-----|-----|-----|
| 2016-17 | 1-0 | 19:43 | 1 | 3.04 | 7 | .875 | 0 | 0 | 0 | 0.0 | 0 | 0 |
| TOTAL | 1-0 | 19:43 | 1 | 3.04 | 7 | .875 | 0 | 0 | 0 | 0.0 | 0 | 0 |

Cale Morris 2016-17 Game-by-Game

| Date | Opponent | Score | Minutes | GA | GAAvg | Saves | Save% | W | L | T | PP | SH | EN | PN | SO |
|--------------|---------------|-------|---------|----|-------|-------|-------|---|---|---|----|----|----|----|----|
| Oct 07, 2016 | ARIZONA STATE | 9-2 | 19:43 | 1 | 3.04 | 7 | .875 | 0 | 0 | 0 | 0 | 0 | 0 | 0 | 0 |
| Totals | | | 19:43 | 1 | 3.04 | 7 | .875 | 0 | 0 | 0 | 0 | 0 | 0 | 0 | 0 |



#33 Chad Katunar

Sr. | G | Victoria, British Columbia
Penticton Veeps (BCHL)

Career Highs

Saves:
- 35 (vs. Union 11/28/14)
Assists: n/a
Goals Against: 5 (at UMass 12/5/14)
Shutouts: n/a

2016-17 Notes

- Has not played in a game this season.

Katunar's Career Stats

| Goalie | GP-GS | Minutes | GA | GAAvg | Saves | Save% | W | L | T | Sho | PPG | SHG |
|---------|-------|---------|----|-------|-------|-------|---|---|---|-----|-----|-----|
| 2013-14 | 5-3 | 178:03 | 7 | 2.36 | 52 | .881 | 2 | 1 | 0 | 0.0 | 2 | 0 |
| 2014-15 | 15-11 | 737:08 | 37 | 3.01 | 329 | .899 | 5 | 3 | 2 | 0.0 | 8 | 2 |
| 2015-16 | 2-0 | 13:37 | 0 | 0.00 | 4 | 1.000 | 0 | 0 | 0 | 0.0 | 0 | 0 |
| TOTAL | 22-14 | 928:48 | 44 | 2.84 | 385 | .897 | 7 | 4 | 2 | 0.0 | 10 | 2 |



#40 Cal Petersen

Jr. | G | Waterloo, Iowa
 Waterloo Black Hawks (USHL)

Career Highs

Saves:

- 87 (L, 4-3 in 5 OT vs. UMass 3/6/15)*
- 55 (W, 3-1 vs. BC 2/28/15)
- 49 (T, 1-1 at Denver 1/1/16)
- 44 (W, 3-2 at BU 2/21/15)
- * - *NCAA Record*

Assists: 3 (vs. Vermont 2/4/16; vs. Providence 3/10/17, vs. Minnesota 3/25/17)

Goals Against: 6

- at UMass Lowell (3/15/15)
- vs. Northeastern (3/12/16)

Shutouts: 11

1. vs. Niagara | 10/25/14 (23 saves)
2. at UMass | 12/6/14 (14 saves)
3. vs. Providence College | 2/13/15 (38 saves)
4. vs. UMass | 3/8/15 (23 saves)
5. vs. Boston University | 2/27/16 (39 saves)
6. vs. Northeastern | 11/13/16
(16 saves in a two-period game)
7. at UMass | 12/3/16 (22 saves)
8. vs. Alaska | 12/31/16 (34 saves)
9. vs. Alaska | 1/1/17 (21 saves)
10. vs. New Hampshire | 1/21/17 (31 saves)
11. vs. Providence College | 3/10/17 (43 saves in Hockey East quarterfinals).

2016-17 Notes

- Stopped 27 of the 28 shots he faced in Notre Dame's 3-1 win at fourth-ranked Minnesota Duluth (Oct. 15).
- Made 29 saves in Notre Dame's 3-3 overtime tie with Penn State (Oct. 21).
- Stopped all 16 shots he faced in Notre Dame's two period tie with Northeastern (Nov. 13) to record his sixth career shutout.
- Made a then season-high 31 saves against UMass Lowell (Nov. 17).
- Stopped all 22 shots he faced to post his second shutout of the season and the seventh of his career in Notre Dame's 3-0 win at UMass (Dec. 3).
- Made a season-high 34 saves in Notre Dame's 5-0 win over Alaska for his eighth-career shutout (Dec. 31).
- Followed that up by stopping all 21 shots he faced in game two versus Alaska (Jan. 1) for his first career back-to-back shutouts.
- Named the Hockey East Co-Defensive Player of the Week following the shutouts against the Nanooks (Jan. 2).
- From Dec. 10 - Jan. 6, Petersen went 207:10 without allowing a goal, which is the second-longest shutout streak in program history.
- Stopped 21 of the 22 shots he faced in Notre Dame's 2-1 win at Merrimack (Jan. 13).
- Stopped all 31 shots he faced in Notre Dame's 3-0 win over New Hampshire (Jan. 21).
- Stopped 31 of the 32 shots he faced in Notre Dame's 4-1 win over Vermont and recorded his first career assist on Cal Burke's empty net goal.
- Stopped 33 of the 34 shots he faced to

- lead the Irish to a 4-1 win over 10th-ranked Providence (Feb. 17).
- Helped the Irish to a 1-0-1 weekend against Providence, including stopping 33 of 34 shots in game one and totaling 39 saves in game two (Feb. 17-18).
- Stopped all 43 shots he faced in Notre Dame's 5-0 win over Providence in game one of the Hockey East quarterfinals (March 10).
- Stopped 28 of the 30 shots he faced in Notre Dame's 5-2 win over Providence in game two of the Hockey East quarterfinals (March 11).
- Had an assist and made 31 saves in Notre Dame's 3-2 comeback win over Minnesota in the first round of the NCAA Championship.
- Stopped 27 of the 29 shots he faced in Notre Dame's 3-2 overtime win against UMass Lowell in the 2017 NCAA Northeast Regional Final (March 26).
- Named to the 2017 NCAA Northeast Regional All-Tournament Team after going 2-0-0 with a 1.96 goals against average and a .935 save percentage.

Petersen's Postseason Stats

| Years | Record | Mins. | GA | GAA | Sv.% | Saves | Shutouts |
|--------------------------------|--------------|---------------|-----------|-------------|-------------|------------|----------|
| 2014-15 | 3-3-0 | 416:51 | 20 | 2.92 | .900 | 181 | 1 |
| 2015-16 | 0-3-0 | 186:43 | 11 | 3.53 | .878 | 79 | 0 |
| 2016-17 | 4-1-0 | 302:38 | 11 | 2.18 | .938 | 165 | 1 |
| Totals | 7-7-0 | 900:12 | 42 | 2.80 | .910 | 425 | 2 |
| NCAA Championship Games | | | | | | | |
| NCAA | 2-1-0 | 191:03 | 7 | 2.20 | .928 | 90 | 0 |

| Date | Opponent | Score | Minutes | GA | GAAvg | Saves | Save% | W | L | T | PP | SH | EN | PN | SO |
|--------------|----------------------|-------|---------|----|-------|-------|-------|----|----|---|----|----|----|----|----|
| Oct 07, 2016 | ARIZONA STATE | 9-2 | 39:41 | 1 | 1.51 | 10 | .909 | 1 | 0 | 0 | 0 | 0 | 0 | 0 | 0 |
| Oct 08, 2016 | ARIZONA STATE | 4-2 | 59:34 | 2 | 1.81 | 23 | .917 | 2 | 0 | 0 | 1 | 0 | 0 | 0 | 0 |
| Oct 14, 2016 | at Minnesota Duluth | 3-4 | 58:26 | 4 | 2.66 | 28 | .897 | 2 | 1 | 0 | 1 | 0 | 0 | 0 | 0 |
| Oct 15, 2016 | at Minnesota Duluth | 3-1 | 59:25 | 1 | 2.21 | 27 | .917 | 3 | 1 | 0 | 0 | 0 | 0 | 0 | 0 |
| Oct 21, 2016 | PENN STATE | 3-3 | 64:39 | 3 | 2.34 | 29 | .914 | 3 | 1 | 1 | 1 | 0 | 0 | 0 | 0 |
| Oct 22, 2016 | PENN STATE | 2-3 | 61:17 | 3 | 2.45 | 30 | .913 | 3 | 2 | 1 | 0 | 0 | 0 | 0 | 0 |
| Oct 27, 2016 | UCONN | 2-4 | 59:21 | 3 | 2.53 | 21 | .908 | 3 | 3 | 1 | 1 | 0 | 0 | 0 | 0 |
| Oct 28, 2016 | UCONN | 6-2 | 60:00 | 2 | 2.47 | 30 | .912 | 4 | 3 | 1 | 1 | 0 | 0 | 0 | 0 |
| Nov 12, 2016 | at Northeastern | 5-2 | 60:00 | 2 | 2.41 | 23 | .913 | 5 | 3 | 1 | 2 | 0 | 0 | 0 | 0 |
| Nov 13, 2016 | at Northeastern | 0-0 | 39:52 | 0 | 2.24 | 16 | .919 | 5 | 3 | 2 | 0 | 0 | 0 | 0 | 0 |
| Nov 17, 2016 | UMASS LOWELL | 1-4 | 59:50 | 3 | 2.31 | 31 | .918 | 5 | 4 | 2 | 0 | 0 | 0 | 0 | 0 |
| Nov 18, 2016 | UMASS LOWELL | 4-1 | 60:00 | 1 | 2.20 | 21 | .920 | 6 | 4 | 2 | 0 | 0 | 0 | 0 | 0 |
| Nov 25, 2016 | HOLY CROSS | 5-3 | 59:49 | 3 | 2.26 | 17 | .916 | 7 | 4 | 2 | 1 | 0 | 0 | 0 | 0 |
| Nov 26, 2016 | CLARKSON | 0-2 | 59:23 | 2 | 2.25 | 25 | .917 | 7 | 5 | 2 | 0 | 0 | 0 | 0 | 0 |
| Dec 2, 2016 | at Massachusetts | 4-5 | 59:28 | 5 | 2.44 | 19 | .909 | 7 | 6 | 2 | 3 | 0 | 0 | 0 | 0 |
| Dec 3, 2016 | at Massachusetts | 3-0 | 59:56 | 0 | 2.28 | 22 | .914 | 8 | 6 | 2 | 0 | 0 | 0 | 0 | 0 |
| Dec 10, 2016 | BOSTON COLLEGE | 3-2 | 60:00 | 2 | 2.26 | 15 | .913 | 9 | 6 | 2 | 2 | 0 | 0 | 0 | 0 |
| Dec 31, 2016 | ALASKA | 5-0 | 60:00 | 0 | 2.13 | 34 | .919 | 10 | 6 | 2 | 0 | 0 | 0 | 0 | 0 |
| Jan 01, 2017 | ALASKA | 4-0 | 59:56 | 0 | 2.02 | 21 | .923 | 11 | 6 | 2 | 0 | 0 | 0 | 0 | 0 |
| Jan 06, 2017 | MICHIGAN TECH | 3-1 | 60:00 | 1 | 1.96 | 27 | .925 | 12 | 6 | 2 | 1 | 0 | 0 | 0 | 0 |
| Jan 07, 2017 | MICHIGAN TECH | 2-4 | 59:47 | 4 | 2.06 | 30 | .922 | 12 | 7 | 2 | 0 | 0 | 0 | 0 | 0 |
| Jan 13, 2017 | at Merrimack | 2-1 | 60:00 | 1 | 2.01 | 21 | .924 | 13 | 7 | 2 | 1 | 0 | 0 | 0 | 0 |
| Jan 14, 2017 | at Merrimack | 2-4 | 58:23 | 3 | 2.06 | 24 | .922 | 13 | 8 | 2 | 1 | 0 | 0 | 0 | 0 |
| Jan 20, 2017 | NEW HAMPSHIRE | 2-2 | 64:49 | 2 | 2.05 | 26 | .922 | 13 | 8 | 3 | 1 | 0 | 0 | 0 | 0 |
| Jan 21, 2017 | NEW HAMPSHIRE | 3-0 | 60:00 | 0 | 1.97 | 31 | .926 | 14 | 8 | 3 | 0 | 0 | 0 | 0 | 0 |
| Jan 28, 2017 | at Boston College | 4-6 | 58:48 | 5 | 2.09 | 38 | .923 | 14 | 9 | 3 | 0 | 0 | 0 | 0 | 0 |
| Feb 03, 2017 | VERMONT | 4-4 | 64:48 | 4 | 2.15 | 43 | .923 | 14 | 9 | 4 | 1 | 0 | 0 | 0 | 0 |
| Feb 04, 2017 | VERMONT | 4-1 | 60:00 | 1 | 2.11 | 31 | .925 | 15 | 9 | 4 | 0 | 0 | 0 | 0 | 0 |
| Feb 10, 2017 | at Maine | 3-2 | 60:00 | 2 | 2.11 | 29 | .925 | 16 | 9 | 4 | 1 | 0 | 0 | 0 | 0 |
| Feb 11, 2017 | at Maine | 4-2 | 60:00 | 2 | 2.11 | 17 | .924 | 17 | 9 | 4 | 0 | 0 | 0 | 0 | 0 |
| Feb 17, 2017 | PROVIDENCE COLLEGE | 4-1 | 60:00 | 1 | 2.07 | 33 | .926 | 18 | 9 | 4 | 0 | 0 | 0 | 0 | 0 |
| Feb 18, 2017 | PROVIDENCE COLLEGE | 3-3 | 65:00 | 3 | 2.09 | 39 | .926 | 18 | 9 | 5 | 0 | 0 | 0 | 0 | 0 |
| Feb 24, 2017 | at Boston University | 3-1 | 59:49 | 1 | 2.06 | 37 | .928 | 19 | 9 | 5 | 0 | 0 | 0 | 0 | 0 |
| Feb 25, 2017 | at Boston University | 1-4 | 60:00 | 4 | 2.12 | 32 | .927 | 19 | 10 | 5 | 1 | 0 | 0 | 0 | 0 |
| Mar 10, 2017 | PROVIDENCE COLLEGE | 5-0 | 60:00 | 0 | 2.06 | 43 | .930 | 20 | 10 | 5 | 0 | 0 | 0 | 0 | 0 |
| Mar 11, 2017 | PROVIDENCE COLLEGE | 5-2 | 60:00 | 2 | 2.05 | 28 | .930 | 21 | 10 | 5 | 1 | 0 | 0 | 0 | 0 |
| Mar 17, 2017 | vs UMass Lowell | 1-5 | 59:54 | 5 | 2.14 | 36 | .928 | 21 | 11 | 5 | 0 | 0 | 0 | 0 | 0 |
| Mar 25, 2017 | vs Minnesota | 3-2 | 60:00 | 2 | 2.13 | 31 | .928 | 22 | 11 | 5 | 1 | 0 | 0 | 0 | 0 |
| Mar 26, 2017 | vs UMass Lowell | 3-2 | 62:44 | 2 | 2.13 | 27 | .929 | 23 | 11 | 5 | 0 | 0 | 0 | 0 | 0 |
| Totals | | | 2314:39 | 82 | 2.13 | 1065 | .929 | 23 | 11 | 5 | 22 | 0 | 0 | 0 | 0 |

Petersen's Career Stats

| Goalie | GP-GS | Minutes | GA | GAAvg | Saves | Save% | W | L | T | Sho | PPG | SHG |
|--------------|----------------|----------------|------------|-------------|-------------|-------------|-----------|-----------|-----------|-------------|-----------|----------|
| 2014-15 | 33-31 | 1891:36 | 79 | 2.51 | 892 | .919 | 13 | 16 | 3 | 4.0 | 19 | 2 |
| 2015-16 | 37-37 | 2231:52 | 82 | 2.20 | 1049 | .927 | 19 | 11 | 7 | 1.0 | 22 | 0 |
| 2016-17 | 39-39 | 2314:39 | 82 | 2.13 | 1065 | .929 | 23 | 11 | 5 | 6.0 | 22 | 0 |
| TOTAL | 109-107 | 6438:07 | 243 | 2.26 | 3006 | .925 | 55 | 38 | 15 | 11.0 | 63 | 2 |

Notre Dame's Career Goaltending Records

Goals-Against Average

| | |
|--------------------------------|-------------|
| 1. Jordan Pearce (2005-09) | 1.98 |
| 2. Steven Summerhays (2010-14) | 2.19 |
| 3. Cal Petersen (2014-) | 2.26 |
| 4. David Brown (2003-07) | 2.32 |
| 5. Mike Johnson (2009-13) | 2.62 |

Save Percentage

| | |
|--------------------------------|-------------|
| 1. Cal Petersen (2014-) | .925 |
| 2. Jordan Pearce (2005-09) | .918 |
| 3. David Brown (2003-07) | .916 |
| 4. Steven Summerhays (2010-14) | .914 |
| 5. Morgan Cey (2001-05) | .912 |

Saves

| | |
|--------------------------------|--------------|
| 1. Lance Madson (1986-90) | 3,519 |
| 2. Morgan Cey (2001-05) | 3,146 |
| 3. Cal Petersen (2014-) | 3,006 |
| 4. Matt Eisler (1994-98) | 2,892 |
| 5. Dick Tomasoni (1968-72) | 2,756 |
| 6. Lee Moher (1974-78) | 2,730 |

| | |
|-----------------------------|-------|
| 7. David Brown (2003-07) | 2,662 |
| 8. Dave Laurion (1978-82) | 2,600 |
| 9. Bob McNamara (1979-83) | 2,577 |
| 10. Mark Kronholm (1970-74) | 2,566 |

Minutes Played

| | |
|--------------------------------|-----------------|
| 1. Lance Madson (1986-90) | 6,900:19 |
| 2. Morgan Cey (2001-05) | 6,465:04 |
| 3. Cal Petersen (2014-) | 6,438:07 |
| 4. David Brown (2003-07) | 6,326:14 |
| 5. Matt Eisler (1994-98) | 6,276:30 |
| 6. Steven Summerhays (2010-14) | 5,910:45 |
| 7. Greg Louder (1990-94) | 5,521:56 |
| 8. Jordan Pearce (2005-09) | 5,506:02 |
| 9. Dave Laurion (1978-82) | 5,485:00 |
| 10. Mike Johnson (2009-13) | 5,390:42 |

Games Played

| | |
|---------------------------|-----|
| 1. Lance Madson (1986-90) | 115 |
| 2. Morgan Cey (2001-05) | 112 |
| 3. David Brown (2003-07) | 111 |

| | |
|--------------------------------|------------|
| 3. Matt Eisler (1994-98) | 111 |
| 4. Cal Petersen (2014-) | 109 |
| 5. Steven Summerhays (2010-14) | 106 |
| 7. Greg Louder (1990-94) | 103 |
| 8. Mike Johnson (2009-13) | 99 |
| 9. Jordan Pearce (2005-09) | 94 |
| 10. Dave Laurion (1978-82) | 91 |

Shutouts

| | |
|--------------------------------|-----------|
| 1. Steven Summerhays (2010-14) | 13 |
| 2. David Brown (2003-07) | 12 |
| 2. Jordan Pearce (2005-09) | 12 |
| 4. Cal Petersen (2014-) | 11 |
| 5. Morgan Cey (2001-05) | 6 |
| 6. Mark Kronholm (1970-74) | 4 |

Victories

| | |
|--------------------------------|-----------|
| 1. Jordan Pearce (2005-09) | 59 |
| 2. Steven Summerhays (2010-14) | 57 |
| 3. David Brown (2003-07) | 55 |
| 3. Cal Petersen (2014-) | 55 |

Notre Dame's Single-Season Goaltending Records

Goals-Against Average

| | |
|----------------------------------|-------------|
| 1. David Brown (2006-07) | 1.58 |
| 2. Jordan Pearce (2008-09) | 1.68 |
| 3. Steven Summerhays (2012-13) | 2.01 |
| Steven Summerhays (2013-14) | 2.01 |
| 5. Jordan Pearce (2007-08) | 2.04 |
| 6. Cal Petersen (2016-17) | 2.13 |
| 7. Cal Petersen (2015-16) | 2.20 |
| 8. David Brown (2003-04) | 2.32 |

Save Percentage

| | |
|----------------------------------|-------------|
| 1. Jordan Pearce (2008-09) | .9312 |
| 2. David Brown (2006-07) | .9305 |
| 3. Cal Petersen (2016-17) | .929 |
| 4. Cal Petersen (2015-16) | .927 |
| 5. David Brown (2003-04) | .925 |
| 6. Morgan Cey (2003-04) | .924 |

Saves

| | |
|----------------------------------|--------------|
| 1. Lance Madson (1988-89) | 1,288 |
| 2. Mark Kronholm (1973-74) | 1,113 |
| 3. Cal Petersen (2016-17) | 1,065 |
| 4. Morgan Cey (2002-03) | 1,054 |
| 5. Cal Petersen (2015-16) | 1,049 |
| 6. Mark Kronholm (1972-73) | 980 |
| 7. Lance Madson (1989-90) | 968 |
| 8. Greg Louder (1990-91) | 935 |
| 9. Morgan Cey (2001-02) | 927 |
| 10. Jordan Pearce (2007-08) | 925 |

Percent of Team Minutes Played

| | |
|----------------------------------|--------------|
| 1. Cal Petersen (2016-17) | 98.7% |
| 2. Cal Petersen (2015-16) | 98.6% |
| 3. Greg Louder (1990-91) | 98.3% |
| 4. Morgan Cey (2002-03) | 97.9% |
| 5. Jordan Pearce (2008-09) | 96.2% |

Minutes Played

| | |
|----------------------------------|--------------|
| 1. Jordan Pearce (2007-08) | 2,558 |
| 2. David Brown (2006-07) | 2,390 |
| 3. Jordan Pearce (2008-09) | 2,326 |
| 4. Cal Petersen (2016-17) | 2,314 |
| 5. Steven Summerhays (2013-14) | 2,234 |
| 6. Cal Petersen (2015-16) | 2,231 |
| 6. Lance Madson (1988-89) | 2,213 |
| 8. Forrest Karr (1998-99) | 2,161 |
| 9. Morgan Cey (2002-03) | 2,136 |
| 10. Mike Johnson (2010-11) | 2,087 |

NCAA Records Book

Consecutive Goaltender Starts (NCAA DI)

| | |
|---|-----------|
| 1. Ben Scrivens, Cornell (2007-10) | 104 |
| 2. David McKee, Cornell (2004-06) | 102 |
| 3. Andrew Volkening, Air Force (2007-10) | 97 |
| 4. Cal Petersen, Notre Dame (2014 -) | 89 |
| 5. John Muse, Boston College (2008-09) | 81 |
| 6. Andy Illes, Cornell (2011-14) | 80 |
| 6. Dan Murphy, Clarkson (1994-98) | 80 |
| 8. John Lothrub, Minnesota (1964-66) | 78 |
| 9. Joe Cannata, Merrimack (2009-12) | 77 |
| 10. Brant Nicklin, Minn. Duluth (1996-98) | 76 |

Consecutive Goaltender Games Played (NCAA DI)

| | |
|---|-----------|
| 1. Dan Murphy, Clarkson (1994-98) | 122 |
| 2. Andrew Volkening, Air Force (2007-10) | 119 |
| 3. Ben Scrivens, Cornell (2007-10) | 104 |
| 4. David McKee, Cornell (2004-06) | 102 |
| 5. Cal Petersen, Notre Dame (2014 -) | 90 |
| 6. John Muse, Boston College (2008-09) | 81 |
| 7. Andy Illes, Cornell (2011-14) | 80 |
| 8. John Lothrub, Minnesota (1964-66) | 78 |
| 9. Joe Cannata, Merrimack (2009-12) | 77 |
| 10. Brant Nicklin, Minn. Duluth (1996-98) | 76 |

Saves in a Single Game (NCAA DI)

| | |
|--|----|
| 1. Cal Petersen, Notre Dame | 87 |
| <i>(vs. UMass on March 6, 2015 in 5 OT game)</i> | |

2004 NCAA Championship

Midwest Regional

#3 Minnesota 5 • #13 Notre Dame 2

March 27, 2004 - Grand Rapids, Mich.

The Notre Dame hockey team made its first-ever NCAA Championship appearance at Van Andel Championship Arena in Grand Rapids, Mich. The opponent was the two-time defending national champion and third-ranked Minnesota Golden Gophers.

The Irish jumped out to a 2-0 first-period lead on goals by Cory McLean and Aaron Gill only to see the Gophers score five unanswered goals on the way to a 5-2 win over Notre Dame.

Sophomore All-American Thomas Vanek led Minnesota's comeback with two goals and an assist. Matt Koalska, Danny Irmen (ppg) and Troy Riddle also scored for the Gophers.

The Irish got on the scoreboard just 54 seconds into the contest as McLean teamed with Gill on a two on one to beat Minnesota goaltender Kellen Briggs for McLean's 10th goal of the year.

Notre Dame took advantage of a Minnesota penalty late in the first period and made it 2-0 at 19:18 on the power play. Rob Globke and Mike Walsh set up Gill's team-high ninth power-play goal of the year on a redirection past Briggs for Gill's 17th of the year.

Koalska cut the lead in half to open the middle stanza with a goal just 26 seconds into the period.

The powerful Gopher offense would even the score at 9:13 when Irmen steered a bouncing puck past Morgan Cey for a power-play tally to make it 2-2.

Vanek put the Gophers ahead to stay 3-2 at 16:24 when he poked a loose puck past Cey for his first goal of the game.

The talented Vanek sealed the win at 11:52 of the final period when he beat Cey on a wrap-around goal to make it 4-2.

Riddle closed out the scoring for Minnesota with an empty-net goal at 19:24 to end Notre Dame's season.

Cey equaled a season high with 40 saves. Briggs made 20 saves in the Minnesota goal.

| GAME SUMMARY | 1 | 2 | 3 | F |
|--------------------------|---|---|---|---|
| #13 Notre Dame (20-15-4) | 2 | 0 | 0 | 2 |
| #3 Minnesota (27-13-3) | 0 | 3 | 2 | 5 |

Scoring

1st: ND: Cory McLean 10 (Aaron Gill, Mike Walsh), 00:54; ND: A. Gill 17 (M. Walsh, Rob Globke), PPG, 19:18. 2nd: UM: Matt Koalska 13 (Thomas Vanek, Chris Harrington), 00:26; UM: Danny Irmen 14 (Harrington, Gino Guyer), PPG, 9:18; UM: Vanek 25 (unassisted), 16:24. 3rd: UM: Vanek 26 (Koalska, Keith Ballard), 11:52; UM: Troy Riddle 24 (unassisted), ENG, 19:24.

Goaltender Saves:

ND - Morgan Cey (59:01) 13 - 18 - 9 - 40
UM - Kellen Briggs (60:00) 6 - 7 - 7 - 20

Power Plays: ND: 1 for 5; UM: 1 for 5

Penalties: ND: 8 for 16 min.; UM: 8 for 16 min.

Attendance: 5,325

2007 NCAA Championship

Midwest Regional

#1 Notre Dame 3 • Alabama-Huntsville 2 (2ot)

March 23, 2007 - Grand Rapids, Mich.

For over 94 minutes, Notre Dame and Alabama-Huntsville battled tooth and nail, looking for that one scoring chance to end the contest.

This time the luck of the Irish was in full force as freshman Ryan Thang drilled a shot from the left wing circle that beat Charger goaltender Marc Narduzzi to give Notre Dame the 3-2 win in the longest game in Irish hockey history.

The win also was the first NCAA Tournament victory in Irish hockey history and advanced Notre Dame to the Midwest Regional finals to face Michigan State.

Notre Dame got off to a fast start, scoring a pair of goals in the first five minutes of the game as senior left wing Josh Sciba scored just 3:18 into the game.

Thang followed with his first goal of the night at 4:26 when he took a feed from Erik Condra and ripped a low shot that beat Blake MacNicol, giving the Irish a 2-0 lead. The goal sent MacNicol to the UAH bench in favor of Marc Narduzzi.

Alabama got back in the game at 10:20 of the second period as Dominick Rozman's shot deflected off an Irish defenseman past David Brown to cut the Notre Dame lead to 2-1.

The Chargers would get the equalizer at 16:06 when Cale Tanaka fired a shot from the slot that beat Brown to the upper corner.

From there the goaltenders took over. Brown would finish with 28 saves in the game while Narduzzi made 49 saves, giving up just one goal.

The Irish got the game winner via the power play. Defensemen Brett Blatchford and Kyle Lawson played catch at the point until Lawson slid a pass to the left wing boards where Thang took the puck and whipped a shot over Narduzzi's blocker for the game winner.

Thang's goal was his 20th of the season and set off a wild celebration on the ice as the Irish had their first NCAA Championship win and lived to play another day.

GAME SUMMARY

| | 1 | 2 | 3 | OT | F |
|------------------------------|---|---|---|----|---|
| Alabama-Huntsville (13-20-3) | 0 | 2 | 0 | 0 | 2 |
| #1 Notre Dame (32-6-3) | 2 | 0 | 0 | 0 | 1 |

Scoring

1st: ND: Josh Sciba 8 (unassisted), 3:18; ND: Ryan Thang 19 (Erik Condra), 4:26. 2nd: UAH: Dominick Rozman 6 (Josh Murray), 10:20; UAH: Cale Tanaka 2 (Tom Train), 16:06. 3rd: No Scoring. 1st OT: No Scoring. 2nd OT: ND: Thang 20 (Kyle Lawson, Brett Blatchford), PPG, 15:18.

Goaltender Saves:

UAH - Blake MacNicol (4:26) 1 - x - x - x - x - 1
Marc Narduzzi (90:16) 9 - 13 - 11 - 8 - 8 - 49

ND - David Brown (94:42) 7 - 3 - 3 - 12 - 3 - 28

Power Plays: UAH: 0 for 2; ND: 1 for 6

Penalties: UAH: 6 for 12 min.; ND: 2 for 4 min.

Attendance: 5,201

2007 NCAA Championship

Midwest Regional Final

#10 Michigan State 2 • #1 Notre Dame 1

March 24, 2007 - Grand Rapids, Mich.

The Notre Dame 2006-07 hockey season will go down as the one of the best in the program's history as the Irish set record after record on the way to a 32-7-3 final tally. The ride came to an end though as CCHA foe Michigan State handed the Irish a 2-1 loss in the NCAA Midwest Regional championship game.

Chris Mueller and Tim Kennedy scored power-play goals for the Spartans while junior Evan Rankin scored Notre Dame's lone goal in the loss.

The regional championship got off to a slow start as the two teams tried to get a read on each other. The game would remain scoreless after one period of play.

Michigan State finally broke through at 6:04 of the second period as Mueller stuffed a rebound on the power play past David Brown for a 1-0 lead.

The lead would go to 2-0 on another power-play chance at 5:59 of the third period.

Working the puck behind the net, Kennedy walked in front and tucked the puck between Brown's pads for his 17th goal of the year.

Notre Dame finally broke through on Michigan State goaltender Jeff Lerg at 14:52. Defenseman Brett Blatchford fired a shot on goal that went off of Rankin and past Lerg, cutting the lead to 2-1. For Rankin, the goal was his fourth of the season.

The Irish would get several chances in the waning moments as Brown was pulled for the final 1:15 of the game in favor of a sixth attacker, but Notre Dame could not score.

Defenseman Wes O'Neill and forward Ryan Thang were selected to the all-regional team from Notre Dame. They were joined by Michigan State forwards Tim Kennedy and Chris Mueller, defenseman Tyler Howells and goaltender Jeff Lerg. Lerg was their regional most valuable player.

| GAME SUMMARY | 1 | 2 | 3 | F |
|------------------------------|---|---|---|---|
| #10 Michigan State (24-13-3) | 0 | 1 | 1 | 2 |
| #1 Notre Dame (32-7-3) | 0 | 0 | 1 | 1 |

Scoring

1st: No Scoring. 2nd: MSU: Chris Mueller 14 (Chris Snavely, Ethan Graham), PPG, 6:04. 3rd: MSU: Tim Kennedy 17 (Tim Crowder, Justin Abdelkader), PPG, 5:59; ND: Evan Rankin 4 (Brett Blatchford, Jason Paige), 14:52.

Goaltender Saves:

MSU - Jeff Lerg (60:00) 8 - 3 - 8 - 19
ND - David Brown (58:45) 7 - 8 - 8 - 23

Power Plays: MSU: 2 for 7; ND: 0 for 5

Penalties: MSU: 8 for 16 min.; ND: 10 for 20 min.

Attendance: 4,839

2008 NCAA Championship

West Regional

#12 Notre Dame 7 • #4 New Hampshire 3

March 28, 2008 - Colorado Springs, Colo.

For most of the second half of the 2007-08 season, the Notre Dame Fighting Irish struggled to score goals. The struggles came to an end at the World Arena in the first semifinal of the NCAA West Regional.

Notre Dame got seven goals from six different players as the Irish advanced to the West Regional final with a 7-3 win over top-seeded New Hampshire.

Junior Christian Hanson scored two goals while Ian Cole (ppg), Kyle Lawson (ppg), Dan Kissel, Ryan Thang and Kevin Deeth had single goals in the win.

New Hampshire got two goals from Jerry Pollastrone and one from Phil DeSimone while James vanRiemsdyck added three assists in the game.

The win improved Notre Dame to 25-15-4 on the year while fourth-ranked New Hampshire ended its season with a 25-10-3 mark.

Pollastrone gave the Wildcats a 1-0 lead at 1:04 of the first as he fired a rebound shot past Jordan Pearce.

The Irish answered back 58 seconds later on the power play when Cole drilled a wrist shot through Kevin Regan's pads to tie the game at the 2:02 mark.

UNH made it 2-1 at 5:41 when Pollastrone got his second of the period and the game, beating Pearce on a rebound to make it 2-1.

Notre Dame would tie the score at 2-2 with a power-play goal at 17:25. Thang set up Lawson at the right point and the sophomore defenseman drilled a wrist past Regan for his fifth of the year.

The Irish took the lead for good at 2:39 of the second period as Hanson scored his 11th goal of the year off a Stewart Carlin rebound to make it 3-2.

The lead would go to 4-2 on a tremendous individual short-handed effort by Kissel as he stickhandled through three UNH defenders and fired a shot inside the left post at 9:53 for his ninth goal of the season.

New Hampshire came right back and cut the lead to 4-3 when DeSimone scored at 13:09.

Notre Dame restored the two-goal lead just 23 seconds into the third as Thang drilled one of his patented wrist shots past Regan for his 17th goal of the year and a 5-3 lead.

With less than four minutes left in the game and the teams skating four on four, UNH pulled its goaltender, with Deeth scoring on a rebound to make it 6-3 with 3:06.

Regan would again be pulled with under three minutes left in the game and Hanson closed the scoring at 17:54 with his second of the night for the final of 7-3.

New Hampshire outshot Notre Dame 35-34. Pearce finished the night with 32 saves while Regan had 27.

| GAME SUMMARY | 1 | 2 | 3 | F | |
|------------------|---|---|---|---|---|
| #12 Notre Dame | 2 | 2 | 3 | - | 7 |
| #4 New Hampshire | 2 | 1 | 0 | - | 3 |

Scoring

1st: UNH: Jerry Pollastrone 14 (James vanRiemsdyck), 1:04; ND: Ian Cole 8 (Ben Ryan, Mark Van Guilder), PPG, 2:23; UNH: Pollastrone 15 (Brad Flaishans, vanRiemsdyck), 5:41; ND: Kyle Lawson 5 (Van Guilder, Ryan Thang), PPG, 17:25. 2nd: ND: Christian Hanson 11 (Stewart Carlin, Brock Sheahan), 2:39; ND: Dan Kissel 9 (unassisted), 9:53; UNH: Phil DeSimone 3 (Flaishans, vanRiemsdyck), 13:09. 3rd: ND: Thang 17 (Van Guilder), 00:23; ND: Kevin Deeth 9 (Thang), ENG, 16:54; ND: Hanson 12 (Garrett Regan, Brett Blatchford), 17:54.

Goaltender Saves:

ND: Jordan Pearce (60:00) 13 - 12 - 7 - 32
UNH: Kevin Regan (58:45) 4 - 15 - 8 - 27

Power Plays: ND: 2-8; UNH: 0-4

Penalties: ND: 5 for 10 min.; UNH: 8 for 27 min.

Attendance: 6,634

2008 NCAA Championship

West Regional

#12 Notre Dame 3 • #9 Michigan State 1

March 29, 2008 - Colorado Springs, Colo.

The Notre Dame hockey team earned its first-ever trip to the Frozen Four with a 3-1 win over Michigan State in the championship game of the NCAA West Regional at the Colorado Springs World Arena.

The Fighting Irish became the first team seeded fourth in a regional to advance to the NCAA Frozen Four and avenged their 2-1 loss to the Spartans in the '06-'07 Midwest Regional final.

Christian Hanson, Mark Van Guilder and Teddy Ruth scored for Notre Dame in the victory with Van Guilder getting the game winner with 5:54 remaining in the third period.

Michigan State dominated play early in the game but could not get the puck past goaltender Jordan Pearce who stopped all 10 first-period shots.

Hanson broke through on the scoreboard for the Irish at 2:43 of the second stanza when he stuffed a rebound past Spartan goaltender Jeff Lerg. That gave Hanson three goals and an assist in the two games and earned him a spot on the all-regional team.

Michigan State's Justin Abdelkader banged a laser off the crossbar three minutes later, then tied the game with 10:55 to play in the period when he put a one-timer from the left circle behind Pearce to make it 1-1.

The game would remain that way until Van Guilder snapped the tie with just under six minutes left in the game. He took a pass from Ben Ryan and beat Lerg inside the near post with wrist shot from the slot.

The Irish added an insurance goal just 1:14 later when Ruth put a slap shot past Lerg high on the glove side with assists to Justin White and Hanson.

The Notre Dame defense played a huge role in both victories. The Irish blocked 12 shots in the victory over Michigan State University and killed all four Spartan power plays and all nine in the two regional games.

Pearce allowed just one goal on 21 Michigan State shots and had 32 saves in the victory over New Hampshire, posting back-to-back victories over Hobey Baker semifinalists Lerg and Kevin Regan.

Van Guilder, Hanson and defenseman Brock Sheahan were selected to the NCAA West Regional all-tournament team with Van Guilder being named most outstanding player.

| GAME SUMMARY | 1 | 2 | 3 | F | |
|-------------------|---|---|---|---|---|
| #12 Notre Dame | 0 | 1 | 2 | - | 3 |
| #9 Michigan State | 0 | 1 | 0 | - | 1 |

1st: No Scoring. 2nd: ND: Christian Hanson 13 (Garrett Regan), 2:43; MSU: Justin Abdelkader 19 (Tim Kennedy, Tim Crowder), 9:05. 3rd: ND: Mark Van Guilder 12 (Ben Ryan), 14:06; ND: Teddy Ruth 2 (Justin White, Hanson), 15:20.

Goaltender Saves:

ND: Jordan Pearce (60:00) 10 - 4 - 6 - 20
MSU: Jeff Lerg (59:13) 7 - 7 - 9 - 23

Power Play: ND: 0-4; MSU: 0-3

Penalties: ND: 4 for 8 min.; MSU: 5 for 10 min.

Attendance: 5,836

2008 NCAA Championship

Frozen Four

#5 Notre Dame 5 - #41 Michigan 4 (ot)

April 10, 2008 - Denver, Colo.

Freshman left wing Calle Ridderwall scored his second goal of the game at 5:44 of overtime, lifting fifth-ranked Notre Dame to a 5-4 victory over top-seeded Michigan in the NCAA Frozen Four semifinals at a sold-out (18,544) Pepsi Center in Denver. The win moved the Irish into their first national championship game versus Boston College.

Ridderwall came into the game with three goals in his rookie season, but he saved some of his best play of the year for college hockey's biggest stage as he also scored the opening goal in the first period. He was joined on the Irish side of the scoresheet by Mark Van Guilder, Ryan Thang and Kevin Deeth. Chad Kolarik scored twice for Michigan with Matt Rust and Carl Hagelin getting single goals in the loss.

Ridderwall opened the scoring just five minutes into the game when he rifled a shot over Michigan goaltender Billy Sauer's right shoulder for his fourth goal of the year.

Just 42 seconds later, the Irish had a 2-0 lead when Thang dropped a pass for Van Guilder who ripped a shot from the left circle under Sauer's left arm for his 13th of the season at 5:42.

Thang took his turn at 19:25 of the first period when he scored a brilliant short-handed goal, beating the Wolverine defense at the blueline, then flipping a backhand over Sauer's blocker for his 18th goal of the year and a 3-0 Irish lead.

Sauer was replaced by Bryan Hogan in the Michigan goal to start the second period and he held the Irish at bay until the Wolverines could get back in the game.

They would score twice in a 15-second span midway through the middle period to get back in the game. Kolarik scored his first of the night at 8:48 with a wrist shot over the left shoulder of Notre Dame goaltender Jordan Pearce.

Seconds later, Rust redirected an Aaron Palushaj pass from the left corner behind Pearce at 9:03 to make it a 3-2 game after two periods.

The Wolverines would get the equalizer on the power play at 2:16 of the third period as Kolarik scored his second of the game off his own rebound for his 30th goal of the year.

The Irish grabbed the lead back with 8:30 remaining in the game as Dan Kissel and Deeth combined on a two-on-one play. Kissel put a pass on Deeth's stick and the sophomore center cut in front of the goal, chipping a shot over Hogan for his 10th goal of the season to give Notre Dame the 4-3 lead.

Michigan answered back, tying the game at 4-4 at 14:39 when Hagelin won the race to a loose puck in the Irish zone and fired a shot from the goal line that somehow found its way between Pearce's pad and the near post to send the game into overtime.

That set up Ridderwall's overtime heroics. White dropped a pass to the right point to defenseman Dan VeNard. The senior blueliner drilled a low shot on goal that Hogan stopped with the rebound sliding to the slot. Ridderwall was there and put his head down driving the puck past Hogan to set off a wild celebration on the Pepsi Center ice with the 5-4 Notre Dame win.

The win was the first in overtime for the Irish during the 2007-08 season and their first since defeating Alabama-Huntsville in the 2006-07 NCAA Championship.

Pearce made 29 saves in the victory while Hogan stopped 18 of 20 shots in 45:44 minutes. Sauer finished with six saves in the first 20 minutes of action.

| GAME SUMMARY | 1 | 2 | 3 | OT | F |
|---------------|---|---|---|----|---|
| #5 Notre Dame | 3 | 0 | 1 | 1 | 5 |
| #1 Michigan | 0 | 2 | 2 | 0 | 4 |

1st: ND: Calle Ridderwall 4 (Justin White), 5:00; ND: Mark Van Guilder 13 (Ryan Thang, Brock Sheahan), 5:42; ND: Ryan Thang 18 (unassisted), SHG, 19:25. **2nd:** UM: Chad Kolarik 29 (Kevin Porter, Bryan Hogan), 8:48; UM: Matt Rust 12 (Aaron Palushaj, Carl Hagelin), 9:03. **3rd:** UM: Kolarik 30 (Max Pacioretty, Palushaj), PPG, 2:16; ND: Kevin Deeth 10 (Dan Kissel, Ian Cole), 11:30; UM: Hagelin 11 (Rust, Palushaj), 14:39. **OT:** Ridderwall 5 (Dan VeNard, White), 5:44.

Goaltender Saves:
 ND: Jordan Pearce (65:44) 11 - 7 - 7 - 4 - 29
 UM: Billy Sauer (20:00) 6 - x - x - x - 6
 Bryan Hogan (45:44) x - 6 - 5 - 7 - 18

Power Play: ND: 0-3; UM: 1-5
Penalties: ND: 5 for 10 min.; UM: 3 for 6 min.
Attendance: 18,544 (sellout)

2008 NCAA Championship

Frozen Four

#3 Boston College 4 - #5 Notre Dame 1

April 12, 2007-08 - Denver, Colo.

The Notre Dame hockey team ventured where no other Irish hockey squad had ever been. It faced off in the NCAA Frozen Four championship game against Boston College at the Pepsi Center in Denver, Colo.

The Irish ran into a red-hot Nathan Gerbe as the third-ranked Eagles ended Notre Dame's season with a 4-1 loss in front of a sell-out crowd of 18,632. Gerbe scored twice and assisted on Boston College's other two goals on his way to a four-point game and most valuable player honors. Kevin Deeth scored the lone goal for the Irish who finished the year with a 27-16-4 record.

Both teams had chances in a tightly-played first period that led to the fourth scoreless opening frame in NCAA title game history (also 1968, 2001 and 2007). Boston College ended up with a 7-4 shot advantage in the opening

20 minutes, while Notre Dame went on the power play three times in the period, coming up empty on all three.

The Eagles snapped the scoreless tie just 2:23 into the second period, converting an Irish turnover into a goal. Brian Gibbons forced the turnover and found Gerbe inside the left circle where he whipped a shot over Jordan Pearce's left shoulder for his 34th goal of the year.

Gerbe was at it less than three minutes later, this time on a Boston College power play. Ben Smith's shot from the slot was wide of the goal but rebounded off the back dashboards into the crease where the Eagles' top scorer was there to jam the rebound past Pearce for a 2-0 lead at 5:37.

Boston College made it 3-0 at 8:11 of the second period, converting a second power-play chance, this time with a four-on-three advantage. Joe Whitney did the honors as he took a feed from Gerbe at the top of the slot and drove a slapshot past Pearce for his 11th goal of the year.

The Irish finally broke through just over a minute later at 9:07 when Deeth took a feed from defenseman Kyle Lawson and snapped a shot past Eagles' goaltender John Muse to cut the lead to 3-1 after two periods of play.

Notre Dame looked like it had cut the margin to 3-2 just 4:56 into the third period. Ian Cole's centering pass got caught up in Lawson's skates near the right post and deflected toward the goal, trickling past Muse and over the goal line. Although it was ruled a goal on the ice by referee Todd Anderson, video replay official Greg Shepherd overturned the score after a lengthy delay, ruling the puck was apparently propelled into the net by Lawson's skate in a distinct kicking motion.

The no-goal call took on added significance less than a minute later when Boston College scored to make it a 4-1 game. Gerbe tracked down the puck behind the net and threw a centering pass back in front for Smith, who fanned on his shot attempt but got enough of the bouncing biscuit for it to knuckle over Pearce's shoulder at 5:31 of the period for the final score of 4-1.

Pearce finished with 19 saves in goal while Muse stopped 20 in the game. The Irish were zero-for-eight on the power play while Boston College was able to convert on two of four tries.

Pearce finished the year with 23 wins and the team's 27 wins were the second most in the program's history. Lawson and Deeth were selected to the Frozen Four all-tournament team.

| GAME SUMMARY | 1 | 2 | 3 | F |
|-------------------|---|---|---|---|
| #5 Notre Dame | 0 | 1 | 0 | 1 |
| #3 Boston College | 0 | 3 | 1 | 4 |

1st: No Scoring. **2nd:** BC: Nathan Gerbe 34 (Brian Gibbons, Ben Smith), 2:23; BC: Gerbe 35 (Smith, Dan Bertram), PPG, 5:37; BC: Joe Whitney 11 (Gerbe, Benn Ferriero), PPG, 8:11; ND: Kevin Deeth 11 (Kyle Lawson, Ian Cole), 9:07. **3rd:** BC: Ben Smith 25 (Gerbe, Gibbons), 5:31.

Goaltender Saves:
 ND: Jordan Pearce (58:31) 7 - 8 - 4 - 19
 BC: John Muse (60:00) 5 - 7 - 8 - 20
Power Play: ND: 0-8; BC: 2-4
Penalties: ND: 5 for 10 min.; BC: 8 for 16 min.
Attendance: 18,632 (sellout)

2009 NCAA Championship

Midwest Regional

Bemidji State 5 - #2 Notre Dame 1

March 28, 2009 - Grand Rapids, Mich.

The Fighting Irish made their third consecutive appearance in the NCAA Tournament, this time as the No. 1 seed at the Midwest Regional, facing Bemidji State. For Notre Dame, everything that could go wrong did, at Van Andel Arena, as the Irish were upset by the Beavers in a 5-1 loss.

Ranked second in the nation coming into the regional, the loss ended Notre Dame's season with a 31-6-3 record. Bemidji went on to win the regional and advance to its first ever NCAA Frozen Four.

The first Bemidji goal would set the tone for the entire game. The Beavers dumped the puck behind the Irish net, where senior goaltender Jordan Pearce came out to play it. The puck took a funny bounce off the back dasher, then caromed off the side of the goal and back into the crease at the right post. As Pearce scrambled to get back in his net, Bemidji State's Chris McKelvie came charging in from the right wing and chopped at the puck, muscling it over the line just 1:42 into the contest.

The Beavers would make it 2-0 at 11:03 of the first when Tyler Schofield scored on a power-play deflection between Pearce's pads.

Notre Dame had its chances in the first period, outshooting Bemidji by an 11-7 margin.

The lead would go to 3-0 in the second period when Ben Kinne's shot from the point caromed through a crowd behind Pearce at 13:19.

The Irish would start the third period on the power play, but their hopes would die just 49 seconds into the third period when Matt Read blasted a slapshot from the top of the right circle over Pearce's blocker to give the Beavers a 4-0 lead.

Notre Dame would finally get on the board at 6:02 when Dan Kissel buried a shot past Bemidji goaltender Matt Dalton from the left circle for his sixth goal of the year to cut the lead to 4-1.

The Irish would pull Pearce with just under four minutes left in favor of a sixth attacker only to see the Beavers win a big faceoff before Schofield fired a loose puck into an empty net for the final margin of 5-1.

Pearce would finish the game with 14 saves while Dalton made 34 stops in the Bemidji net.

| GAME SUMMARY | 1 | 2 | 3 | F |
|---------------|---|---|---|---|
| Bemidji State | 2 | 1 | 2 | 5 |
| #2 Notre Dame | 0 | 0 | 1 | 1 |

1st: BSU: Chris McKelvie 3 (unassisted), 1:42; BSU: Tyler Schofield 19 (Brad Hunt, Matt Read), PPG, 11:03. **2nd:** BSU: Ben Kinne 8 (Ryan Cramer, Seha Walters), 13:19. **3rd:** BSU: Matt Read 14 (Schofield), SHG, 00:49; ND: Dan Kissel 6 (Ryan Guentzel, Brett Blatchford), 6:02; BSU: Schofield 20 (unassisted), ENG, 16:33.

Goaltender Saves:
 BSU: Matt Dalton (60:00) 11 - 11 - 12 - 34
 ND: Jordan Pearce (59:43) 5 - 7 - 2 - 14

Power Play: BSU: 1-5; ND: 0-4
Penalties: BSU: 4 for 8 min.; ND: 5 for 10 min.
Attendance: 4,052

2011 NCAA Championship - Semifinal

Northeast Regional

#9 Notre Dame 4 - #7 Merrimack 3 (OT)

March 26, 2011 - Manchester, N.H.

After missing the NCAA Championship in 2010, Notre Dame returned to postseason action in 2011 at the Northeast Regional in Manchester, N.H., as the third seed at the Verizon Wireless Arena.

The Irish opened the tournament against Hockey East foe Merrimack and the Warriors saw Notre Dame rally from a pair of two-goal deficits to win in overtime 4-3 to advance to the regional final.

The Irish opened the tournament against Hockey East foe Merrimack and the Warriors saw Notre Dame rally from a pair of two-goal deficits to win in overtime 4-3 to advance to the regional final.

Freshman left wing Anders Lee led the way for the Irish, recording two goals, including the overtime game winner 5:18 into the extra stanza for the win. Junior Billy Maday and senior Calle Ridderwall added single goals in the victory.

Merrimack got goals from Kyle Bigos, Ryan Flanigan and Rhett Bly, as the Warriors led 2-0 in the first period and 3-1 midway through the second.

Notre Dame outshot the Warriors 37-35. Irish goaltender Mike Johnson made 32 saves while Merrimack's Joe Cannata had 33.

The victory improved the ninth-ranked Irish to 24-13-5 while seventh-ranked Merrimack closed its season with a 25-10-4 mark.

The Warriors jumped out to a 2-0 lead in the first period, scoring once on the power play and once short-handed.

Bigos opened the scoring at 13:23 when he managed to jam a loose puck in the crease past Johnson for his second goal of the season.

Merrimack got its second goal of the night as Flanigan teamed with Stephane DeCosta on a two-on-one short-handed goal at 16:00 for the 2-0 lead.

The Irish answered 27 seconds later on the power play as Ridderwall ripped a shot from between the hashmarks, beating Cannata for his 15th goal of the season.

Merrimack built the lead to 3-1 at 2:58 of the middle stanza as Bly backhanded a shot over Johnson.

Notre Dame cut the lead to 3-2 at 13:29 when Lee fired a wrist shot over Cannata's glove hand and into the upper right corner. Bryan Rust cleared the puck out of the Irish zone from the right boards to Lee who raced down the left side and fired from the top of the left circle, scoring his team-high 23rd goal of the season.

The Irish got the equalizer at 5:32 of the third period as Maday drove to the goal and was able to get a stick on the puck and push it through the goaltender's pads for his ninth goal of the season and a 3-3 tie.

While the Irish ended regulation with the momentum, Merrimack came out flying in the extra stanza putting the pressure on the Notre Dame goal with six shots in the first five minutes.

Lee would get the game winner at 5:18 on pure hustle and a little bit of luck. Off a faceoff, the Irish threw the puck into the Merrimack zone where a Warrior defender skated behind the goal with Lee in pursuit. As the defenseman cut inside at the right post, Lee took a swing at the puck and deflected it past Cannata to give Notre Dame its first and only lead of the night and the win.

| GAME SUMMARY | 1 | 2 | 3 | OT | F |
|---------------|---|---|---|----|---|
| #9 Notre Dame | 1 | 1 | 1 | 1 | 4 |
| #7 Merrimack | 2 | 1 | 0 | 0 | 3 |

1st: MC: Kyle Bigos 2 (Ryan Flanigan, Jordan Heywood), PPG, 13:23; MC: Flanigan 16 (Stephane DeCosta), SHG, 16:00; ND: Calle Ridderwall 15 (Billy Maday, T.J. Tynan), PPG, 16:27. **2nd:** MC: Rhett Bly 4 (Shawn Bates), 2:58; ND: Anders Lee 23 (Bryan Rust), 13:29. **3rd:** ND: Billy Maday 9 (unassisted), 5:32. **OT:** Lee 24 (unassisted), 5:18.

Goaltender Saves:
 ND: Mike Johnson (65:14) 13 - 9 - 4 - 6 - 32
 MC: Joe Cannata (65:18) 10 - 7 - 16 - 0 - 33
Power Play: ND: 1-4; MC: 1-3
Penalties: ND: 5 for 10 min.; MC: 6 for 12 min.
Attendance: 7,608

2011 NCAA Championship

Northeast Regional

#9 Notre Dame 2 - #11 New Hampshire 1

March 27, 2011 - Manchester, N.H.

For the third time in five trips to the NCAA Championship, Notre Dame would play in a regional championship game, this time facing New Hampshire at Verizon Wireless Arena in Manchester, N.H.

Sophomore goaltender Mike Johnson stopped 37 of 38 shots and got goals from Stephen Johns and Billy Maday as the Fighting Irish downed the Wildcats 2-1 to send Notre Dame to the NCAA Frozen Four for the second time in the program's 43-year history.

Johnson held the Wildcats off the scoreboard early in the game and then withstood their third-period comeback attempt. The Verona, Wis., native finished the weekend with 69 saves and a pair of wins.

The lone New Hampshire goal came with 6:23 left in the game and was scored by Mike Siso.

The victory improved ninth-ranked Notre Dame to 25-13-5 overall while 11th-ranked New Hampshire finished the year with a 22-11-6 mark.

Following a television timeout at the 7:11 mark of the first period, the Irish got their second shot of the period and it found the back of the Wildcat net.

Johns got Notre Dame on the scoreboard at 7:26 of the first as he hammered a shot from the center point past netminder Matt DiGirolamo's stick hand for the 1-0 lead.

With time running down in the second, Riley Sheahan centered a pass from the New Hampshire goal line. The puck found Maday at the bottom of the left circle where he got off a backhand that beat DiGirolamo at 19:55 to give the Irish a 2-0 lead. The goal was Maday's second of the weekend and 10th of the season.

New Hampshire broke through on Johnson, snapping his shutout bid at 13:37 of the third period, on a goal by Siso from right in front to cut Notre Dame's lead to 2-1.

From there the Irish held off the Wildcats, including a penalty kill in the final four minutes.

Notre Dame was outshot by New Hampshire 38-36. DiGirolamo finished with 34 saves in the Wildcat goal.

The win improved the Irish to 6-4 all-time in NCAA Championship games. Four Notre Dame players were selected to the all-Northeast Regional Team.

Johnson was selected as the all-tourney goaltender with Johns on defense. Maday and Anders Lee were selected as forwards on the squad with Johnson being named MVP of the tournament.

| GAME SUMMARY | 1 | 2 | 3 | F |
|-------------------|---|---|---|-----|
| #11 New Hampshire | 0 | 0 | 1 | - 1 |
| #9 Notre Dame | 1 | 1 | 0 | - 2 |

1st: Stephen Johns 2 (Riley Sheahan, Anders Lee), 7:26. **2nd:** ND: Billy Maday 10 (Sheahan), 19:55. **3rd:** UNH: Mike Siso 15 (Matt Campanale, Damon Kip), 13:37.

Goaltender Saves:
 UNH: Mike DiGirolamo (59:22) 6-14-16-34
 ND: Mike Johnson (60:00) 13-16-8-37

Power Play: UNH: 0-3; ND: 0-2
Penalties: UNH: 2 for 4 min.; ND: 3 for 6 min.
Attendance: 5,906

2011 NCAA Championship

Frozen Four

#3 Minnesota-Duluth 4 - #14 Notre Dame 3

April 7, 2011 - St. Paul, Minn.

Notre Dame made its second trip to the NCAA Frozen Four in four seasons and opened versus Minnesota-Duluth at the Xcel Energy Center in St. Paul, Minn.

The Bulldogs used three power-play goals to dash Irish national championship hopes on the way to a 4-3 win to end Notre Dame's outstanding 2010-11 season.

J.T. Brown, Mike Connolly and Jack Connolly scored on the power play and Kyle Schmidt added the fourth goal for the Bulldogs.

The Irish got goals from Jeff Costello, T.J. Tynan and Calle Ridderwall (shg) as they had leads of 1-0 and 2-1 in the game but could not hold on to either advantage.

The loss ended fourth-ranked Notre Dame's season with a 25-14-5 mark while Minnesota-Duluth moved on to face Michigan in the title game.

The Irish got off to a fast start in the game as Costello whipped a wrist shot from the top of the right circle past Bulldog goaltender Kenny Rieter just 49 seconds into the game for a 1-0 lead. Costello's 12th goal of the season became the quickest for the Irish in NCAA postseason action.

Deluth answered with the first of three power-play goals at 3:04 when Brown turned and fired a shot from the left circle that beat Mike Johnson through his pads for his 16th goal of the season.

The Irish answered less than six minutes later on Tynan's 23rd goal of the season at 9:46. Ryan Guentzel fired a shot wide but the puck came off the boards to Tynan on the goal line. The freshman center tucked a shot inside the right post to give the Irish a 2-1 lead.

Just 1:06 later, the Bulldogs got their lone even-strength goal when Schmidt broke down the left side and beat Johnson with a shot to the short side for his 10th of the year at 10:52 to tie the game at 2-2.

Minnesota-Duluth took the lead for good at 13:31 via the power play when Mike Connolly whipped a shot from the between the hash marks past Johnson for a 3-2 lead.

The second period saw the Bulldogs score their third of the night on the power play. This time, Jack Connolly beat Johnson from the right face-off dot at 5:51 to give the Bulldogs a 4-2 lead.

The Irish got back in the game in the third as Ridderwall hammered his 16th goal of the year past Reiter, this one short-handed at 2:05, to cut the Duluth lead to 4-3 with plenty of time left in the contest.

Notre Dame carried the play in the third, out shooting Minnesota-Duluth 15-2 in the period but could not score again in the game.

The Irish had a 34-21 edge in shots. Reiter finished with 31 saves while Johnson had 17. The Bulldogs were three for six on the power play while Notre Dame was zero for five.

| GAME SUMMARY | 1 | 2 | 3 | F |
|---------------------|---|---|---|-----|
| #4 Notre Dame | 2 | 0 | 1 | - 3 |
| #3 Minnesota-Duluth | 3 | 1 | 0 | - 4 |

1st: ND: Jeff Costello 12 (Ryan Guentzel, Sean Lorenz), 00:49; UMD: J.T. Brown 16 (Justin Faulk, Justin Fontaine), PPG, 3:04; ND: T.J. Tynan 23 (Guentzel, Nick Larson), 9:46; UMD: Kyle Schmidt 10 (Joe Basaraba, Faulk), 10:52; UMD: Mike Connolly 28 (Fontaine, Faulk), PPG, 13:31. **2nd:** UMD: Jack Connolly 18 (Brown, Fontaine), PPG, 5:51. **3rd:** ND: Calle Ridderwall 16 (Ben Ryan, Lorenz), SHG, 2:05.

Goaltender Saves:
 ND: Mike Johnson (58:34) 8-7-2-17
 UMD: Kenny Reiter (60:00) 13-4-14-31

Power Play: ND: 0-5; UMD: 3-6
Penalties: ND: 7 for 14 min.; UMD: 6 for 12 min.
Attendance: 19,139 (sellout)

2013 NCAA Championship

Midwest Regional

#11 St. Cloud State 5 - #4 Notre Dame 1

March 30, 2013 - Toledo, Ohio

Notre Dame returned to the NCAA Championship after missing out in 2011-12 and ran into a buzzsaw in St. Cloud State as the Huskies ended the season for the Irish with a 5-1 win.

Joey Benik scored a pair of power-play goals and St. Cloud State got single goals from Ben Hanowski, Cory Thomson and Jonny Brodzinski in the win. Mike Voran scored Notre Dame's lone goal of the game. The loss ended the season for the Irish with a 25-13-3 overall record and snapped a six-game winning streak in March and a nine-game unbeaten streak (7-0-2) that started on Feb. 17.

St. Cloud State opened the scoring at 11:32 of the opening period as Hanowski scored his 17th goal of the season past Irish starter Steven Summerhays to make it 1-0.

The Irish looked like they tied the game just 28 seconds later when Anders Lee put the rebound of a Peter Schneider shot past St. Cloud goaltender Ryan Faragher. The officials went to the replay and ruled that Lee had directed the puck past Faragher with his foot and waved the goal off.

The second stanza belonged to St. Cloud State as the Huskies scored three times to open a 4-0 lead after 40 minutes of play.

Benik gave St. Cloud a 2-0 lead at 9:28 of the second period when he scored on the power play.

The lead would go to 3-0 at 13:35 when Thomson tucked a shot between Summerhays' pads for his 11th goal of the year.

Brodzinski, St. Cloud's leading goal scorer on the year, closed out the period with his 22nd of the season at 14:43 to make it a 4-0 game.

Mike Johnson replaced Summerhays in goal to start the third as the Notre Dame starter finished with 14 saves.

The Irish were forced to kill three consecutive penalties and held St. Cloud State off the scoreboard while finally breaking through on Faragher with a short-handed goal at 7:44 to make it a 4-1 game.

With the Huskies applying pressure in the Irish zone, Bryan Rust broke up a pass and carried the puck to the top of the left circle in the St. Cloud State zone. There he fired a shot at Faragher. The sophomore made the stop but Voran fired the rebound over his glove for his fifth of the year.

The Huskies then closed out the scoring with their second power-play goal of the night, with Benik banging a rebound past Johnson for his fifth of the season at 11:07 for the 5-1 final.

The Huskies were two for seven on the power play while the Irish had just one chance and did not convert.

St. Cloud State outshot Notre Dame 23-18 in the game. Faragher made 17 saves in picking up the victory. Johnson made four saves in the final 20 minutes of the game.

| GAME SUMMARY | 1 | 2 | 3 | F |
|---------------------|---|---|---|-----|
| #11 St. Cloud State | 1 | 3 | 1 | - 5 |
| #4 Notre Dame | 0 | 0 | 1 | - 1 |

1st: SCSU: Ben Hanowski 17 (Andrew Prochno, Kalle Kossila), 11:32. **2nd:** SCSU: Joey Benik 4 (Nick Jensen, Hanowski), PPG, 9:28; Cory Thomson 11 (Brook Bertsch, Benik), 13:35; Jonny Brodzinski 22 (Jimmy Murray), 14:53. **3rd:** ND: Mike Voran 5 (Bryan Rust), SHG, 7:44; SCSU: Benik 5 (Ethan Prow, Prochno), PPG, 11:07.

Goaltender Saves:
 SCSU: Ryan Faragher (59:41) 10-3-4-17
 ND: Steven Summerhays (40:00) 10-4-x-14
 Mike Johnson (20:00) x-x-4-4

Power Play: SCSU: 2-7; ND: 0-1
Penalties: SCSU: 1 for 2 min.; ND: 7 for 14 min.
Attendance: 2,988

2014 NCAA Championship

West Regional

#8 St. Cloud State 4 - #9 Notre Dame 3 (ot)

March 29, 2014 - St. Paul, Minnesota

For the second consecutive year, Notre Dame advanced to the NCAA Championship and would face the St. Cloud State Huskies in the opening game. And, for the second consecutive year, St. Cloud State would end the season for the Irish, this time with a dramatic, 4-3, overtime loss at Xcel Energy Center.

Senior center Nic Dowd whipped a wrist shot from the left wing circle over Irish goaltender Steven Summerhays' glove at 17:21 of the first overtime to give the Huskies the dramatic win 4-3 in a game that saw Notre Dame come from behind three times to force the extra stanza.

The Irish got goals from seniors Bryan Rust and Kevin Lind and sophomore Thomas DiPauli to offset St. Cloud State goals by Ryan Papa, Brooks Bertsch and Jonny Brodzinski to set up Dowd's heroics.

Notre Dame outshot the Huskies by a 42-28 margin, holding St. Cloud State to just six shots in the second and third periods combined.

Summerhays finished with 24 saves, including 15 in overtime as the Huskies had a 16-6 margin in extra time while junior Ryan Faragher had 39 saves in the win.

The loss ended the season for the Irish with a 23-15-2 overall record, including an 8-3-1 mark since Feb. 8.

The Huskies got the first goal of the game off a pretty passing play along the Notre Dame goal line with Papa getting the goal, his sixth of the season at 6:54.

The Irish would answer at the 10:30 mark of the first with Rust getting his 17th of the season as he snapped a wrist shot past Faragher to tie the game at 1-1.

St. Cloud re-took the lead with 34.9 seconds left in the first as Bertsch was left alone in front and took a centering pass from center Cory Thomson and threw it over Summerhays to make it 2-1 heading into the first intermission.

Notre Dame dominated the second period, outshooting the Huskies by an 18-4 margin but could score just once.

That goal came at 8:18 of the second stanza as Lind drilled a laser beam from the right circle past Faragher to tie the game at 2-2.

For the second period in a row, St. Cloud scored in the final minute, with this one coming on the power play with 24.5 seconds left on the clock as the Irish could not get the puck out of their own zone.

Kossila had his pass deflected to Brodzinski at the top of the left circle and the Huskies' leading scorer wasted no time whipping a shot past Summerhays and inside the right post for his 21st goal of the year to give St. Cloud the 3-2 lead.

Notre Dame got the tying goal at 9:35 of the third period when DiPauli scored on a low wrist shot that broke through Faragher's pads to make it 3-3.

Again the Irish dominated the period, outshooting the Huskies by a 9-2 margin as St. Cloud did not get its first shot until 3:37 remained in the third and it came on a power play.

After 60 minutes, the Irish had outshot St. Cloud State by a 36-12 margin, but the score remained tied 3-3.

In overtime, the tide changed, as the Huskies controlled the play and the Irish were forced to kill two penalties in the period to keep the game even.

On the final play, the Irish turned it over at their own blue line twice with David Morley controlling the puck. He fed it ahead to Dowd who finished Notre Dame's season with a perfect shot that hit the cross bar and went in for the 4-3 game winner.

| GAME SUMMARY | 1 | 2 | 3 | OT | F |
|--------------------|---|---|---|----|-----|
| #8 St. Cloud State | 2 | 1 | 0 | 1 | - 4 |
| #9 Notre Dame | 1 | 1 | 1 | 0 | - 3 |

1st: SCSU: Ryan Papa 6 (Kalle Kossila, Jonny Brodzinski), 6:54; ND: Bryan Rust 17 (Andy Ryan, T.J. Tynan), 10:30; SCSU: Brooks Bertsch 3 (Cory Thomson, Joey Benik), 19:25. **2nd:** ND: Kevin Lind 3 (Mario Lucia, Peter Schneider), 8:18; SCSU: Brodzinski 21 (Kossila, Ethan Prow), PPG, 19:35. **3rd:** ND: Thomas DiPauli 3 (Rust, Eric Johnson, 9:35. **OT:** SCSU: Nic Dowd 22 (David Morley), 17:21.

Goaltender Saves:
Saves: SCSU: Ryan Faragher (77:21) 8-17-8-6-39
 ND: Steven Summerhays (77:19) 4-3-2-15-24

Power Play: SCSU: 1-5; ND: 0-1
Penalties: SCSU: 1 for 2 min.; ND: 5 for 10 min.
Attendance: 9,232

2016 NCAA Championship - Semifinal

Midwest Regional

#2 Michigan 3 - #3 Notre Dame 2 (ot)

March 25, 2016 - Cincinnati, Ohio

Notre Dame and Michigan played an exciting, back-and-forth hockey game on Friday night but Tyler Motte found the back of the net at 8:19 of overtime to lift the Wolverines to a 3-2 win in the second semifinal of the 2016 NCAA Midwest Regional at the U.S. Bank Arena (5,332).

After Justin Selman gave Michigan a 1-0 lead midway through the first period, a goal by Anders Bjork near the end of the first period and then another goal by Thomas DiPauli 24 seconds into the second period turned a 1-0 deficit into a 2-1 Notre Dame lead.

As the end-to-end action continued in the third, Sam Herr dug the puck out of the corner in the Wolverines' offensive zone and fed Jake Evans for a one-timer in the slot but Racine fought it off for one of his best saves of the night.

Then at 9:52 of the third, Michigan defenseman Zach Werenski snapped a shot from the high slot through traffic that tied the game at 2-2.

Both teams had several more chances down the stretch of the third, including a Steven Fogarty shot with under 30 seconds remaining in regulation that went just wide of Racine's net.

Overtime opened with the same fast pace but at 8:19 Motte finished in front to give Michigan the win.

Petersen totaled 32 saves on the night, including six in overtime, while Racine finished with 28.

| GAME SUMMARY | 1 | 2 | 3 | OT | T | F |
|---------------|---|---|---|----|---|---|
| #2 Michigan | 1 | 0 | 1 | 1 | 3 | 3 |
| #3 Notre Dame | 1 | 1 | 0 | 0 | 2 | 2 |

1st: MICH: Justin Selman 13 (Alex Kile, Michael Downing), 10:31; ND: Anders Bjork 12 (unassisted), 15:46. **2nd:** ND: Thomas DiPauli 14 (Bjork), 00:24. **3rd:** MICH: Zach Werenski 11 (Cristoval Nieves, Nicholas Boka), 9:52. **OT:** MICH: Tyler Motte 32 (JT Compher, Kyle Connor), 8:19.

Goaltender Saves:

ND: Cal Petersen (68:19) 10 - 6 - 10 - 6 - 32
 MICH: Steve Racine (68:19) 12 - 8 - 5 - 3 - 28
 Goalie Time 1 2 3 OT F

Power Play: ND: 0-2; MICH: 0-0

Penalties: ND: 0 for 0 min.; MICH: 2 for 4 min.

Attendance: 5,332

Notre Dame's NCAA Championship Honors

Frozen Four All-Tournament Team

2007-08 Kevin Deeth (So., C)
 Kyle Lawson (So., D)

Regional Most Valuable Player

2016-17 **Northeast Regional**
 Anders Bjork (Jr., F)

2010-11 **Northeast Regional**
 Mike Johnson (So., G)

2007-08 **West Regional**
 Mark Van Guilder (Sr., C)

Regional All-Tournament Team

2016-17 **Northeast Regional**
 Anders Bjork (Jr., F)
 Andrew Oglevie (So., F)
 Jordan Gross (Jr., D)
 Cal Petersen (Jr., G)

2010-11 **Northeast Regional**
 Stephen Johns (Fr., D)
 Mike Johson (So., G)
 Anders Lee (Fr., LW)
 Billy Maday (Jr., RW)

2007-08 **West Regional**
 Christian Hanson (Jr., C)
 Brock Sheahan (Sr., D)
 Mark Van Guilder (Sr., C)

2006-07 **Midwest Regional**
 Wes O'Neill (Sr., D)
 Ryan Thang (Fr., RW)

NOTRE DAME vs. MINNESOTA DULUTH

► The teams split a non-conference series early in the season (Oct. 14-15) in Duluth.

THE SERIES

ND leads 21-17-6 (44 games)

At Notre Dame: UMD leads 8-7-4

At Minnesota Duluth: ND leads 14-6-2

At Neutral Sites: UMD leads 2-1-0

Overtime Wins: ND 1, UMD 0

One-Goal Wins: UMD 7, ND 3

Current Series Streak: None

| YEAR | SITE | W | L | T | RESULT |
|---------|---------------------------|---|---|---|--------|
| 1970-71 | Duluth (OT) | | | T | 5-5 |
| | Duluth | | L | | 3-6 |
| 1971-72 | Notre Dame | | L | | 2-5 |
| | Notre Dame | | L | | 4-6 |
| 1972-73 | Duluth | W | | | 8-2 |
| | Duluth | W | | | 4-1 |
| 1973-74 | Notre Dame | W | | | 5-1 |
| | Notre Dame | W | | | 10-2 |
| 1974-75 | Notre Dame | W | | | 7-5 |
| | Notre Dame (OT) | | | T | 4-4 |
| 1975-76 | Duluth (OT) | W | | | 4-3 |
| | Duluth | | L | | 3-4 |
| | Notre Dame | W | | | 7-5 |
| | Notre Dame | W | | | 10-4 |
| 1976-77 | Duluth | W | | | 7-5 |
| | Duluth | W | | | 6-2 |
| 1977-78 | Notre Dame | W | | | 7-3 |
| | Notre Dame | | L | | 4-5 |
| 1978-79 | Duluth | W | | | 7-3 |
| | Duluth | W | | | 7-6 |
| 1979-80 | Duluth | W | | | 8-4 |
| | Duluth | W | | | 6-4 |
| | Notre Dame | | L | | 6-7 |
| | Notre Dame | | L | | 8-9 |
| 1980-81 | Duluth | W | | | 8-4 |
| | Duluth | | L | | 4-6 |
| 1989-90 | Milwaukee, Wis. (N) | | L | | 1-9 |
| 2002-03 | Duluth (OT) | | | T | 2-2 |
| | Duluth | W | | | 5-3 |
| 2004-05 | Notre Dame (OT) | | | T | 2-2 |
| | Notre Dame | | L | | 1-4 |
| 2008-09 | Hoffman Estates, Ill. (N) | W | | | 3-1 |
| 2010-11 | St. Paul, Minn. (N) | L | | | 3-4 |
| 2011-12 | Duluth | | L | | 3-4 |
| | Duluth | W | | | 5-3 |
| 2012-13 | Notre Dame | | L | | 1-3 |
| | Notre Dame | W | | | 4-1 |
| 2013-14 | Duluth | W | | | 3-2 |
| | Duluth | | L | | 1-4 |
| 2014-15 | Notre Dame | | L | | 0-3 |
| 2015-16 | Notre Dame (OT) | | | T | 3-3 |
| | Notre Dame (OT) | | | T | 3-3 |
| 2016-17 | Duluth | | L | | 3-4 |
| | Duluth | W | | | 3-1 |

Bold indicates meetings under Head Coach Jeff Jackson

| SERIES SCORING | TOTAL | AVG. |
|------------------|-------|------|
| Notre Dame | 200 | 4.54 |
| Minnesota Duluth | 167 | 3.80 |

SERIES RECORDS

ND Most Goals (Game): 10, in '73-'74 (10-2); '75-'76 (10-4)

UMD Most Goals (Game): 9, in '79-'80 (9-8); '89-'90 (9-1)

High-Scoring Game: 17, in 1979-80 (UMD 9-8)

Low-Scoring Game: 4, in '04-'05 (ND 2, UMD 2), in '08-'09 (ND 3, UMD 1), '12-'13 (UMD 3, ND 1)

Longest ND Win Streak: 5 games (twice)

Longest UMD Win Streak: 3 games (1970-72)

Shutouts By: UMD (1)

NOTRE DAME vs. HARVARD

► Harvard defeated the Irish, 4-1, in the opening round of the 2015 Shillelagh Tournament (Nov. 27).

► A first period goal from Mario Lucia gave Notre Dame a 1-0 lead in that game, but Harvard responded with a pair of power-play goals by Kyle Crisculolate in the second period to take a 3-1 lead and Merrick Madsen stopped 29 of the 30 shots he faced for the Crimson.

► Prior to the 2015 Shillelagh Tournament, the Irish and Crimson had not met since Harvard posted a 9-5 win over Notre Dame at Walter Brown Arena (Boston, Mass.) on Dec. 23, 1978.

► After playing during the 1926-27 season, the teams then met as varsity programs each December from 1973-78, with Harvard gaining a 4-2-0 advantage in those six meetings.

► Sophomore forward Dylan Malmquist's father, Derek, played two seasons with the Crimson from 1979-81 (23 GP, 4-7-11).

THE SERIES

Series: Harvard leads 5-3-0 (8 games)

At Notre Dame: Notre Dame leads 2-1-0

At Harvard: Harvard leads 2-0-0

At Neutral Sites: Harvard leads 3-0-0

Overtime Wins: None

One-Goal Wins: Harvard 2

Last Meeting: Nov. 27, 2015 (opening round of Notre Dame's 2015 Shillelagh Tournament)

Current Streak: Harvard 4-0-0

| YEAR | SITE | W | L | T | RESULT |
|---------|----------------------|---|---|---|--------|
| 1926-27 | Boston, Mass.! | | L | | 0-7 |
| 1973-74 | Notre Dame | W | | | 5-2 |
| 1974-75 | Harvard | | L | | 2-8 |
| 1975-76 | Notre Dame | W | | | 9-7 |
| 1976-77 | Harvard | | L | | 3-4 |
| 1977-78 | Bloomington, Minn.^\ | | L | | 3-4 |
| 1978-79 | Boston, Mass.* | | L | | 5-9 |
| 2015-16 | Notre Dame | | L | | 4-1 |

! - Boston Arena

^ - Metropolitan Sports Center

* - Walter Brown Arena

**2016-17
Notre Dame Combined Team Statistics (as of Mar 28, 2017)
2017 Playoffs**

| Date | Opponent | Score | Att. | Record: | Overall | Home | Away | Neutral |
|--------|------------------------|---------|-------|----------------|---------|-------|-------|---------|
| Mar 10 | #10 PROVIDENCE COLLEGE | w 5-0 | 3933 | ALL GAMES | 4-1-0 | 2-0-0 | 0-0-0 | 2-1-0 |
| Mar 11 | #10 PROVIDENCE COLLEGE | w 5-2 | 4239 | CONFERENCE | 0-0-0 | 0-0-0 | 0-0-0 | 0-0-0 |
| Mar 17 | vs #4 UMass Lowell | L 1-5 | 10979 | NON-CONFERENCE | 4-1-0 | 2-0-0 | 0-0-0 | 2-1-0 |
| Mar 25 | vs #5 Minnesota | w 3-2 | 6299 | | | | | |
| Mar 26 | vs UMass Lowell | Wot 3-2 | 4635 | | | | | |

| TEAM STATISTICS | ND | OPP |
|------------------------|--------|--------|
| SHOT STATISTICS | | |
| Goals-Shot attempts | 17-140 | 11-176 |
| Shot pct. | .121 | .062 |
| Goals/Game | 3.4 | 2.2 |
| Shots/Game | 28.0 | 35.2 |
| POWER PLAYS | | |
| Goals-Power Plays | 3-12 | 2-13 |
| Conversion Percent | .250 | .154 |
| Shot Attempts | 14 | 18 |
| Shot Percent | .214 | .111 |
| GOAL BREAKDOWN | | |
| Power Play | 3 | 2 |
| Short-handed | 0 | 0 |
| Empty net | 2 | 0 |
| Penalty | 0 | 0 |
| Unassisted | 0 | 0 |
| Overtime | 1 | 0 |
| PENALTIES | | |
| Number | 16 | 14 |
| Minutes | 32 | 28 |
| Penalties/Game | 3.2 | 2.8 |
| Pen minutes/Game | 6.4 | 5.6 |

| # | Player | gp | g | a | pts | sh | sh% | pen-min | pp | sh |
|-----------|-----------------|----|----|----|-----|-----|------|---------|----|----|
| 10 | Anders Bjork | 5 | 2 | 6 | 8 | 14 | .143 | 1-2 | 1 | 0 |
| 26 | Cam Morrison | 5 | 3 | 3 | 6 | 17 | .176 | 2-4 | 1 | 0 |
| 15 | Andrew Oglevie | 5 | 3 | 3 | 6 | 16 | .188 | 0-0 | 1 | 0 |
| 18 | Jake Evans | 5 | 1 | 5 | 6 | 15 | .067 | 3-6 | 0 | 0 |
| 3 | Jordan Gross | 5 | 2 | 2 | 4 | 14 | .143 | 0-0 | 0 | 0 |
| 28 | Jack Jenkins | 5 | 2 | 2 | 4 | 10 | .200 | 0-0 | 0 | 0 |
| 25 | Dylan Malmquist | 5 | 2 | 1 | 3 | 8 | .250 | 1-2 | 0 | 0 |
| 27 | Bobby Nardella | 5 | 1 | 1 | 2 | 9 | .111 | 1-2 | 0 | 0 |
| 29 | Bo Brauer | 5 | 0 | 2 | 2 | 3 | .000 | 0-0 | 0 | 0 |
| 4 | Dennis Gilbert | 5 | 0 | 2 | 2 | 5 | .000 | 0-0 | 0 | 0 |
| 40 | Cal Petersen | 5 | 0 | 2 | 2 | 0 | .000 | 0-0 | 0 | 0 |
| 21 | Joe Wegwerth | 5 | 1 | 0 | 1 | 5 | .200 | 0-0 | 0 | 0 |
| 6 | Tory Dello | 5 | 0 | 1 | 1 | 7 | .000 | 1-2 | 0 | 0 |
| 22 | Andrew Peeke | 5 | 0 | 1 | 1 | 4 | .000 | 1-2 | 0 | 0 |
| 3 | Tony Bretzman | 3 | 0 | 0 | 0 | 1 | .000 | 0-0 | 0 | 0 |
| 11 | Cal Burke | 1 | 0 | 0 | 0 | 0 | .000 | 0-0 | 0 | 0 |
| 9 | Dawson Cook | 5 | 0 | 0 | 0 | 4 | .000 | 0-0 | 0 | 0 |
| 12 | Felix Holmberg | 1 | 0 | 0 | 0 | 0 | .000 | 0-0 | 0 | 0 |
| 19 | Mike O'Leary | 5 | 0 | 0 | 0 | 3 | .000 | 3-6 | 0 | 0 |
| 8 | Ben Ostlie | 5 | 0 | 0 | 0 | 2 | .000 | 1-2 | 0 | 0 |
| 24 | Luke Ripley | 5 | 0 | 0 | 0 | 3 | .000 | 2-4 | 0 | 0 |
| Total | | 5 | 17 | 31 | 48 | 140 | .121 | 16-32 | 3 | 0 |
| Opponents | | 5 | 11 | 18 | 29 | 176 | .062 | 14-28 | 2 | 0 |

| # | Goalie | gp | min | ga | gaavg | saves | save% | w-l-t |
|-----------|--------------|----|--------|----|-------|-------|-------|-------|
| 40 | Cal Petersen | 5 | 302:38 | 11 | 2.18 | 165 | .938 | 4-1-0 |
| TM | EMPTY NET | 1 | 0:06 | 0 | - | 0 | .000 | 0-0-0 |
| Total | | 5 | 302:44 | 11 | 2.18 | 165 | .938 | 4-1-0 |
| Opponents | | 5 | 302:44 | 17 | 3.37 | 123 | .879 | 1-4-0 |

| Attendance Summary | ND | Opponent |
|--------------------|--------|----------|
| Total | 8172 | 0 |
| Dates/Avg Per Date | 2/4086 | 0/0 |
| Neutral Site #/Avg | 3/7304 | |

| Goals by Period | 1st | 2nd | 3rd | OT | Total |
|-----------------|-----|-----|-----|----|-------|
| Notre Dame | 3 | 6 | 7 | 1 | 17 |
| Opponents | 4 | 4 | 3 | 0 | 11 |

| Saves by Period | 1st | 2nd | 3rd | OT | Total |
|-----------------|-----|-----|-----|----|-------|
| Notre Dame | 55 | 59 | 50 | 1 | 165 |
| Opponents | 39 | 52 | 32 | 0 | 123 |

**2016-17
Notre Dame Combined Team Statistics (as of Mar 28, 2017)
2017 NAAs**

| Date | Opponent | Score | Att. | Record: | Overall | Home | Away | Neutral |
|--------|-----------------|---------|------|----------------|---------|-------|-------|---------|
| Mar 25 | vs #5 Minnesota | W 3-2 | 6299 | ALL GAMES | 2-0-0 | 0-0-0 | 0-0-0 | 2-0-0 |
| Mar 26 | vs UMass Lowell | Wot 3-2 | 4635 | CONFERENCE | 0-0-0 | 0-0-0 | 0-0-0 | 0-0-0 |
| | | | | NON-CONFERENCE | 2-0-0 | 0-0-0 | 0-0-0 | 2-0-0 |

| TEAM STATISTICS | ND | OPP |
|------------------------|------|------|
| SHOT STATISTICS | | |
| Goals-Shot attempts | 6-57 | 4-62 |
| Shot pct. | .105 | .065 |
| Goals/Game | 3.0 | 2.0 |
| Shots/Game | 28.5 | 31.0 |
| POWER PLAYS | | |
| Goals-Power Plays | 1-3 | 1-8 |
| Conversion Percent | .333 | .125 |
| Shot Attempts | 4 | 11 |
| Shot Percent | .250 | .091 |
| GOAL BREAKDOWN | | |
| Power Play | 1 | 1 |
| Short-handed | 0 | 0 |
| Empty net | 0 | 0 |
| Penalty | 0 | 0 |
| Unassisted | 0 | 0 |
| Overtime | 1 | 0 |
| PENALTIES | | |
| Number | 8 | 3 |
| Minutes | 16 | 6 |
| Penalties/Game | 4.0 | 1.5 |
| Pen minutes/Game | 8.0 | 3.0 |

| # | Player | gp | g | a | pts | sh | sh% | pen-min | pp | sh |
|----|-----------------|----|---|----|-----|----|------|---------|----|----|
| 10 | Anders Bjork | 2 | 2 | 3 | 5 | 10 | .200 | 0-0 | 1 | 0 |
| 26 | Cam Morrison | 2 | 2 | 1 | 3 | 5 | .400 | 1-2 | 0 | 0 |
| 18 | Jake Evans | 2 | 0 | 3 | 3 | 7 | .000 | 3-6 | 0 | 0 |
| 15 | Andrew Oglevie | 2 | 2 | 0 | 2 | 11 | .182 | 0-0 | 0 | 0 |
| 3 | Jordan Gross | 2 | 0 | 1 | 1 | 2 | .000 | 0-0 | 0 | 0 |
| 25 | Dylan Malmquist | 2 | 0 | 1 | 1 | 1 | .000 | 1-2 | 0 | 0 |
| 40 | Cal Petersen | 2 | 0 | 1 | 1 | 0 | .000 | 0-0 | 0 | 0 |
| 29 | Bo Brauer | 2 | 0 | 0 | 0 | 1 | .000 | 0-0 | 0 | 0 |
| 2 | Tony Bretzman | 2 | 0 | 0 | 0 | 0 | .000 | 0-0 | 0 | 0 |
| 9 | Dawson Cook | 2 | 0 | 0 | 0 | 2 | .000 | 0-0 | 0 | 0 |
| 6 | Tory Dello | 2 | 0 | 0 | 0 | 3 | .000 | 0-0 | 0 | 0 |
| 4 | Dennis Gilbert | 2 | 0 | 0 | 0 | 1 | .000 | 0-0 | 0 | 0 |
| 28 | Jack Jenkins | 2 | 0 | 0 | 0 | 5 | .000 | 0-0 | 0 | 0 |
| 27 | Bobby Nardella | 2 | 0 | 0 | 0 | 3 | .000 | 1-2 | 0 | 0 |
| 19 | Mike O'Leary | 2 | 0 | 0 | 0 | 1 | .000 | 1-2 | 0 | 0 |
| 8 | Ben Ostlie | 2 | 0 | 0 | 0 | 1 | .000 | 1-2 | 0 | 0 |
| 22 | Andrew Peeke | 2 | 0 | 0 | 0 | 2 | .000 | 0-0 | 0 | 0 |
| 24 | Luke Ripley | 2 | 0 | 0 | 0 | 1 | .000 | 0-0 | 0 | 0 |
| 21 | Joe Wegwerth | 2 | 0 | 0 | 0 | 1 | .000 | 0-0 | 0 | 0 |
| | Total | 2 | 6 | 10 | 16 | 57 | .105 | 8-16 | 1 | 0 |
| | Opponents | 2 | 4 | 7 | 11 | 62 | .065 | 3-6 | 1 | 0 |

| # | Goalie | gp | min | ga | gaavg | saves | save% | w-l-t |
|----|--------------|----|--------|----|-------|-------|-------|-------|
| 40 | Cal Petersen | 2 | 122:44 | 4 | 1.96 | 58 | .935 | 2-0-0 |
| | Total | 2 | 122:44 | 4 | 1.96 | 58 | .935 | 2-0-0 |
| | Opponents | 2 | 122:44 | 6 | 2.93 | 51 | .895 | 0-2-0 |

| Attendance Summary | ND | Opponent |
|--------------------|--------|----------|
| Total | 0 | 0 |
| Dates/Avg Per Date | 0/0 | 0/0 |
| Neutral Site #/Avg | 2/5467 | |

| Goals by Period | 1st | 2nd | 3rd | OT | Total |
|-----------------|-----|-----|-----|----|-------|
| Notre Dame | 1 | 2 | 2 | 1 | 6 |
| Opponents | 2 | 1 | 1 | 0 | 4 |

| Saves by Period | 1st | 2nd | 3rd | OT | Total |
|-----------------|-----|-----|-----|----|-------|
| Notre Dame | 23 | 19 | 15 | 1 | 58 |
| Opponents | 17 | 19 | 15 | 0 | 51 |