



OHIO STATE ATHLETICS COMMUNICATIONS

Fawcett Center, 6th Floor | 2400 Olentangy River Rd. | Columbus, Ohio 43210

2017-18 MEN'S HOCKEY

24-8-5 Overall; 14-8-2-1/2nd Big Ten

Sept. 30	4 p.m.	Ryerson (exhibition)	L 4-7
Oct. 6	8 p.m.	at Wisconsin	W 3-2
Oct. 7	6 p.m.	at Wisconsin	L 2-3
Oct. 13	7 p.m.	RPI	T OT 1-1
Oct. 14	4 p.m.	RPI	T OT 1-1
Oct. 20	7 p.m.	at UMass	W 3-1
Oct. 21	8 p.m.	at UMass	W 3-0
Oct. 27	7 p.m.	ROBERT MORRIS	W 5-3
Oct. 28	7:05 p.m.	at Robert Morris	W 3-1
Nov. 3	7 p.m.	NOTRE DAME	L 1-4
Nov. 4	7 p.m.	NOTRE DAME	L 2-3
Nov. 10	7:05 p.m.	at UConn	W 5-4
Nov. 11	3:35 p.m.	at UConn	T OT 1-1
Nov. 24	6:30 p.m.	at Michigan	W 3-2
Nov. 25	7:30 p.m.	at Michigan	W 5-1
Dec. 1	7 p.m.	PENN STATE	T OT 5-5 (SL)
Dec. 2	7 p.m.	PENN STATE	L 0-4
Dec. 8	6:30 p.m.	MINNESOTA	W OT 2-1
Dec. 9	8 p.m.	MINNESOTA	W 4-1
Dec. 29	7 p.m.	NIAGARA	W 3-2
Dec. 30	8 p.m.	NIAGARA	W 4-1
Jan. 5	7:05 p.m.	at Michigan State	W 4-1
Jan. 6	7:05 p.m.	at Michigan State	W 5-3
Jan. 12	7:30 p.m.	at Penn State	L 2-5
Jan. 13	7 p.m.	at Penn State	W 5-1
Jan. 26	7 p.m.	MICHIGAN	W 4-0
Jan. 27	8 p.m.	MICHIGAN	W 5-3
Feb. 2	7 p.m.	MICHIGAN STATE	W 4-2
Feb. 3	7 p.m.	MICHIGAN STATE	L 3-6
Feb. 9	7:35 p.m.	at Notre Dame	L 1-2
Feb. 10	7:05 p.m.	at Notre Dame	W 5-1
Feb. 16	9 p.m.	at Minnesota	L 1-2
Feb. 17	5 p.m.	at Minnesota	T OT 1-1 (SW)
Feb. 23	7 p.m.	WISCONSIN	W 6-2
Feb. 24	7 p.m.	WISCONSIN	W 4-0
<i>B1G Tournament Quarterfinals (Best-of-Three)</i>			
March 2	7 p.m.	MICHIGAN STATE	W 6-2
March 3	7 p.m.	MICHIGAN STATE	W OT 4-3
<i>B1G Tournament Semifinal (Nationwide Arena)</i>			
March 10	7:30 p.m.	MICHIGAN	W OT 3-2
<i>B1G Tournament Final</i>			
March 17	8 p.m.	at Notre Dame (BTN)	8 p.m.

All times Eastern; HOME games played in Value City Arena

FOLLOW THE BUCKEYES

Facebook: Ohio State Men's Hockey
Twitter: @OhioState_MHKY, #GoBucks
Instagram: @OhioState_MHKY
OhioStateBuckeyes.com



BUCKEYES VS. IRISH FOR B1G TOURNAMENT TITLE



SETTING THE SCENE

- The No. 5/4-ranked Ohio State men's hockey team will face No. 3 Notre Dame in the Big Ten Tournament Championship Game at 8 p.m. Saturday in Notre Dame, Ind. The Buckeyes (24-8-5, 14-8-2-1 B1G) are the No. 2 seed in the tournament, while the Irish (24-9-2, 17-6-1-1 B1G) are the No. 1 seed.
- In the semifinals Saturday, the Buckeyes downed No. 3 seed Michigan in overtime, 3-2, and the Irish scored a late goal to top No. 4 seed Penn State by the same score.
- Ohio State reached the B1G Tournament championship game once prior to this season, falling to Wisconsin in overtime in the inaugural tourney in 2014. This year is the first for the Irish as a sport affiliate member of the Big Ten.
- Ohio State has two conference postseason tournament titles, winning the CCHA crown in 1972 and 2004. The team is 2-3 in tournament championship single-game format matchups.
- Ohio State was 1-3 vs. Notre Dame in the regular season. The Irish won the first games as Big Ten foes, sweeping a series in Columbus Nov. 3-4 (4-1, 3-2). On the road Feb. 9-10, Ohio State dropped the opener 2-1 before a 5-1 Buckeye victory.
- The Buckeyes enter the game on five-game winning and six-game unbeaten streaks.

FOLLOW ALONG

- The game will be televised by BTN and available for cable subscribers with BTN as part of their cable package on BTN2Go. Fred Pletsch, Ben Clymer and Michelle McMahon will call the action.
- Ohio State radio will carry the game on 1460 AM in Columbus, on the TuneIn app and through Buckeye Vision, with Herb Howenstine and John Mowat on the call.
- Live stats will be available on GameTracker on OhioStateBuckeyes.com.
- Radio, video and live stats links can be found on the men's hockey schedule and gameday pages on OhioStateBuckeyes.com, with ingame updates on Twitter @OhioState_MHKY as well.

BUCKEYE NOTES TO KNOW

- Ohio State is 24-8-5 on the year, the most wins for the program since the 2009 team was 23-15-4. The team was 21-12-6 last year, giving the squad back-to-back 20+ win seasons for the first time since the Buckeyes had four straight years with 20 or more wins from 2002-05.
- The Buckeyes are the No. 2 seed in the Big Ten Tournament, the first time as a conference tournament's second seed since the 2005 squad that reached the CCHA Tournament Championship game. The 2017-18 team was picked to finish fifth in the league in the preseason coaches poll.
- Ohio State ranks in the Top 11 in the NCAA on the penalty kill (1st/.899), wins (t-4th/24), winning percentage (4th/.716), team defense (4th/2.08 goals allowed per game), penalty minutes per game (4th/8.7), power play (7th/.243) and scoring offense (11th/3.22 goals scored per game).
- Steve Rohlik was named Big Ten Coach of the Year, the first Ohio State coach to win the award since 1998. Forward Tanner Laczynski, a finalist for league player of the year honors, was a First Team All-Big Ten selection, while forward Mason Jobst, junior Sasha Larocque and goalie Sean Romeo were all named Second Team All-Big Ten and Matthew Weis was an honorable mention selection. Goalie Tommy Nappier was named to the B1G All-Freshman Team. Romeo is also a semifinalist for the Mike Richter national goaltender of the year award.
- When scoring first this season, Ohio State is undefeated (17-0-3). The squad is 7-8-2 when allowing the first tally.
- Ohio State is second in the country in third period goals, scoring 54 in the final stanza, along with three overtime gamewinners.
- The Buckeyes are 11-4-2 on the road this season. The squad is coming off five-straight home games, with the last away games back-to-back series at Notre Dame and Minnesota Feb. 9-10 and Feb. 16-17, respectively.
- Ohio State posted back-to-back overtime wins in postseason play for the first time since the 2004 CCHA Tournament when the squad beat Notre Dame in the quarterfinals and Miami in the semifinals, before a win over Michigan in the championship game.

JUST THE STATS

- Ohio State is averaging 3.22 goals a game (ranking 11th in the NCAA) and is allowing 2.08 goals per outing to rank fourth nationally in scoring defense.
- The Buckeye power play is 36-for-148 (.243) on the year, with a power play goal in 14 of the last 18 games. The squad is seventh in the NCAA with the man advantage.
- The penalty kill has stopped 116-of-129 opponent opportunities (.899), ranking first in the NCAA. The squad averages 8.7 penalty minutes per game.
- Ohio State is averaging 32.9 shots on goal a game and allowing 28.5 shots on goal a night.
- Sophomore Tanner Laczynski is first on the squad with 27 assists and Mason Jobst has a team-best 19 goals. Laczynski is first with 42 points and second with 15 goals. Jobst is second with 41 points and is third with 22 assists. Matthew Weis is second with 25 assists and third with 37 points. Dakota Joshua is fourth with 14 goals and 24 points and Freddy Gerard (11g, 11a, 22p) has also hit the 20-point mark.
- Sophomores Wyatt Ege (16a) and Matt Miller (6g, 10a) share the scoring lead among defensemen with 16 points each. Junior Sasha Larocque has a team-high 67 blocked shots and +19 rating.
- In goal, redshirt junior Sean Romeo has started 33 games and has a 2.07 goals-against average, .926 save percentage and 20-8-5 record. Freshman Tommy Nappier has four starts and six appearances, posting a 1.33 goals-against average and .956 save percentage, with a 4-0-0 mark.

OHIO STATE'S ROAD TO THE B1G TOURNEY FINAL

- The No. 2 seed Buckeyes swept No. 7 Michigan State in a best-of-three quarterfinal series in Value City Arena March 2-3, with a 6-2 win in the opener and 4-3 overtime victory to clinch the series.
- Saturday in Nationwide Arena, Ohio State notched a second straight overtime win, topping No. 3 Michigan, 3-2.
- Junior Mason Jobst leads the Buckeyes with three goals and six points in postseason play. Sophomore defenseman Wyatt Ege has a team-high four assists and +6 rating.
- Seventeen of 19 Buckeye skaters have posted at least one point during postseason play.
- The Buckeye power play is 6-for-11 (.545) during the three postseason games combined, with the penalty kill 4-for-6 (.667). Ohio State had four penalty minutes in each of the three games.
- The squad averaged 39.0 shots on goal a game through the semifinals, limiting opponents to 23.0 shots on goal a night.

LAST TIME OUT - OSU WINS IN OT OVER UM IN SEMIS

- Ohio State defeated Michigan in overtime Saturday in Nationwide Arena in the Big Ten Tournament semifinals.
- Ohio State led 1-0 after the first period on a power play goal by defenseman Gordi Myer, his first tally of the season. The Wolverines notched the only goal of the second for a 1-1 game after 40 minutes. In the third, Ohio State went ahead on a Dakota Joshua power play goal at 4:01, but the Wolverines' Cooper Marody scored his second goal of the night, converting on the power play, to tie the game at 7:37.
- Just 32 seconds into overtime, Wyatt Ege brought the puck up through the neutral zone and passed to Tanner Laczynski on the right wing. He found Matthew Weis in the slot and he scored for the Buckeye victory.
- Ohio State outshot the Wolverines, 35-31, in the game. The Buckeyes were 2-for-4 on the power play, with Michigan 1-for-2.

BUCKEYES IN THE B1G TOURNEY

- This is the fifth edition of the Big Ten Tournament and Ohio State is 8-4 in B1G tourney play, leading league teams in tournament wins. The Buckeyes will have faced all seven conference teams in B1G postseason action after the championship game at Notre Dame Saturday.
- Ohio State is 4-1 in overtime in Big Ten Tournament games, with three wins over Michigan State in the quarterfinals

and a win over Michigan in the semifinals. The loss was to Wisconsin in the championship game.

- This is the first time the Buckeyes are the No. 2 seed. The squad was the third seed last season, the fourth seed in 2014 and '16 and No. 5 in 2015.
- The first B1G tournament was held March 20-22, 2014, at the Xcel Energy Center in Saint Paul, Minn., with Ohio State advancing to the inaugural championship game. The No. 4 seed Buckeyes topped Michigan State, 2-1 in overtime, in the quarterfinals before beating No. 1 Minnesota, 3-1, in the semifinals. Against No. 2 Wisconsin in the championship, the Badgers rallied for a 5-4 win in overtime.
- The 2015 edition of the B1G tournament was played at Joe Louis Arena in Detroit. Ohio State, the No. 5 seed, posted a 3-1 win over No. 4 Penn State in the quarterfinals before falling to top seed Minnesota in the semifinals, 3-0.
- In 2016 in Saint Paul, Minn., the No. 4 seed Buckeyes downed the No. 5 Spartans in overtime in the quarterfinals, 4-3, before falling to No. 1 seed Minnesota in the quarterfinals, 4-2.
- At Joe Louis Arena in Detroit last year, No. 3 seed Ohio State won 6-3 over No. 6 Michigan State before falling to No. 2 seed Wisconsin, 2-1.

CONFERENCE TOURNEY TALK

- Ohio State has two conference postseason titles, winning Central Collegiate Hockey Association tournaments in 1972 (at St. Louis Arena in St. Louis, Mo.) and 2004 (at Joe Louis Arena in Detroit).
- All-time, Ohio State is 2-6-1 in conference tournament final games - 0-1 in Big Ten play and 2-5-1 in CCHA action.
- On the road, the squad is 11-42-0 all-time in postseason play.
- Ohio State is the No. 2 seed for the sixth time in a postseason conference tournament. The last time the team was seeded second was 2005. That squad beat No. 11 Ferris State in three games in the quarterfinals in Value City Arena (4-2, 0-1 OT, 5-4 OT) to advance to The Joe. The Buckeyes then defeated No. 5 Michigan State in the semifinals 4-1 before losing to No. 1 seed Michigan in the championship game, 4-2.
- The Buckeyes' last appearance in a tournament final was a 5-4 overtime loss to Wisconsin in the 2013 Big Ten Tournament in St. Paul, Minn.
- The squad played in the CCHA final at Joe Louis Arena in Detroit three times - a double overtime loss to Michigan State in 1998, a 4-2 win over Michigan in 2004 and a 4-2 loss to the Wolverines in 2005.
- The Buckeyes beat St. Louis, 3-0, in the inaugural CCHA Championship game March 4, 1972 in St. Louis Arena in St. Louis, the Billikins' home rink.
- In 1979 and '81 the CCHA championship was a total goals series hosted by the higher seed. The Buckeyes were 0-2 at Bowling Green in 1979 and 0-1-1 at Northern Michigan in 1981.

TALKING OVERTIME

- Ohio State has back-to-back overtime wins, downing Michigan State in the quarterfinals and Michigan in the semifinals.
- The squad last posted two overtime wins in a row in 2004, topping Notre Dame 6-5 in the quarterfinals and Miami 4-3 in the semifinals of the CCHA Tournament at Joe Louis Arena in Detroit. The Buckeyes did not hold a lead in either game until the OT win. Ohio State won the final game over Michigan in regulation, 4-2.
- All-time in overtime in postseason play (when a tie is not an option), Ohio State is 14-11.
- This year, Ohio State is 3-0-5 in overtime, tying for fifth nationally with three overtime wins. The other OT victory was against Minnesota Dec. 8 in Columbus.

BUCKEYES VS. IRISH

- Ohio State and Notre Dame met for the first time Feb. 13, 1965. The Buckeyes lead the all-time series, 36-35-10, but

OHIO STATE VS. NOTRE DAME

Series Record	Ohio State leads 36-35-10
In Columbus	Ohio State leads 18-17-6
In Notre Dame	Notre Dame leads 18-14-4
Neutral Site	Ohio State leads 3-1-0
B1G Regular Season	Notre Dame leads 3-1-0
CCHA Regular Season	Ohio State led 27-23-10
Postseason	Ohio State leads 4-3-0
In Overtime	Notre Dame leads 3-2-10
Last 10	Notre Dame leads 6-3-1
Current Win Streak	Ohio State - 1
Longest Win Streak	Ohio State - 7/Notre Dame - 5
Most Ohio State Goals	12 (2/13/6/5)
Most Notre Dame Goals	14 (2/4/6/7)
Most Combined Goals	18 (2/4/6/7)
Shutouts	Ohio State - 2/Notre Dame - 6

THE LAST 25 MEETINGS

1/28/06	L	0-1	H
11/3/06	L	2-4	H
11/4/06	T OT	1-1	H
2/22/08	W	3-1	A
2/23/08	T OT	2-2	A
2/6/09	L OT	3-4	H
2/8/09	W	4-1	H
10/30/09	L	1-3	A
10/31/09	T OT (SW)	2-2	A
3/5/10	W	3-1	H ¹
3/6/10	W	8-2	H ¹
1/21/11	W	6-1	H
1/22/11	L	1-4	H
10/14/11	L	2-5	A
10/15/11	W	4-3	A
3/2/12	L	0-2	A ²
3/3/12	L	2-4	A ²
2/1/13	W	6-3	H
2/2/13	T OT (SL)	2-2	H
3/23/13	L	1-3	N ³
11/29/14	W	5-1	A ⁴
11/3/17	L	1-4	H
11/4/17	L	2-3	H
2/9/18	L	1-2	A
2/10/18	W	5-1	A

¹CCHA Quarterfinals, OSU Ice Rink; ²CCHA Tournament First Round; ³CCHA Tournament Semifinal, Joe Louis Arena, Detroit; ⁴Shillelagh Tournament

CURRENT BUCKEYES VS. NOTRE DAME

	GP	G	A	P	Sh	P-PIM	+/-
Ege	4	0	1	1	8	1-2	-2
Fadyeyev	1	0	0	0	0	0-0	-1
Gerard	4	0	0	0	8	0-0	-1
Hein	2	0	0	0	1	0-0	0
Jobst	4	1	2	3	18	3-6	0
Joshua	2	1	1	2	6	2-4	-3
Joyaux	2	1	0	1	3	3-6	+3
Kearney	4	1	1	2	8	0-0	+1
Laczynski	4	0	1	1	16	0-0	-1
Lampasso	4	0	1	1	2	0-0	0
Larocque	4	0	0	0	1	1-2	-2
McCormick	3	1	0	1	4	0-0	0
K. Miller	5	2	1	3	13	1-2	0
M. Miller	4	0	2	2	9	2-4	+1
Moser	3	1	0	1	4	1-2	-2
Myer	4	0	2	2	6	1-2	0
Parran	3	0	0	0	4	1-2	+1
Pooley	4	0	0	0	4	0-0	+1
Rounds	1	0	0	0	0	0-0	-1
Stork	5	0	2	2	7	0-0	0
Weis	5	1	0	1	9	5-10	+1
Wiitala	4	0	2	2	8	0-0	-1

	GP/GS	GA	GAA	Svs	Sv%	W-L-T
Romeo	4/4	9	2.42	98	.916	1-3-0
Nappier	1/0	0	0.00	2	1.00	0-0-0

trail on Irish home ice, 14-18-4.

- The teams met in Columbus Nov. 3-4, with Notre Dame posting 3-1 and 3-2 wins. It was the first series between the teams as Big Ten foes.
- The second meeting was Feb. 9-10 on Irish ice. Notre Dame won game one, 2-1, to clinch the Big Ten regular season title. Ohio State claimed the second game, 5-1.
- Prior to November's matchup, the last game between the teams was Nov. 29, 2014 in Notre Dame's Shillelagh tournament at Thanksgiving, a 5-1 Buckeye victory.
- Ohio State and Notre Dame skated as members of the Central Collegiate Hockey Association until 2012-13 when the league was disbanded. Ohio State was a founding member of the conference in 1971-72 and played for two years before leaving for three seasons (1973-74, '74-75, '75-76) and skating as an independent. Ohio State then rejoined the CCHA for the 1975-1976 campaign and remained until 2013. The Irish were in the league in 1981-82 and '82-83 and then rejoined in 1992-93. The Buckeyes and Irish last met as CCHA foes March 23, 2013 in the CCHA Tournament semifinals, a 3-1 win for Notre Dame at Joe Louis Arena in Detroit.

BUCKEY - IRISH CONNECTIONS

- Paul Pooley, Ohio State's all-time leading scorer, is the associate head coach at Notre Dame, a position he has held since June 3, 2005. Pooley, who played for the Buckeyes from 1981-84, was the Bauer National Player of the Year and CCHA Player of the Year in 1984 when he also earned First Team All-America honors. An Academic All-American as well, he had 270 points (114g, 156a) during his collegiate career. Ohio State retired Pooley's sweater in November 2006 and he was inducted into the school's athletics hall of fame in 1994. He began his coaching career as an assistant on the Ohio State staff from 1988-91.
- Austin Pooley, who is a nephew of Paul Pooley, is a freshman for the Buckeyes. Austin's father, Perry, Paul's twin brother, was also an All-American and Academic All-American for the Buckeyes.
- Buckeye director of operations Layne LeBel spent 2003-05 on the coaching staff at Notre Dame. He was with the squad when it made the first NCAA appearance in program history.

BUCKEYES VS. IRISH IN THE POSTSEASON

- Ohio State and Notre Dame have met seven times in postseason play, all in the CCHA Tournament. Ohio State has the edge, 4-3. The teams have never met in a tournament final.
- The last postseason game between the teams was the last game as CCHA foes, as the Irish won 3-1 in the CCHA Tournament semifinals March 23, 2013 in Joe Louis Arena in Detroit.
- The Buckeyes and Irish met in the CCHA quarterfinals at The Joe twice, with Ohio State winning both games - 3-2 in 2003 and 6-5 in overtime in 2004 (en route to the CCHA title).
- The teams met in CCHA best-of-three first round series twice. In 2010 the Buckeyes swept the Irish, 3-1 and 8-2,

in Columbus. In 2012 the Irish swept the Buckeyes, 2-0 and 4-2, in Notre Dame, Ind.

NOTRE DAME NOTES

- Notre Dame is ranked third in the NCAA, with a 24-9-2 overall record and finished first in the Big Ten with a 17-6-1 Big Ten ledger. The squad is 13-6-1 at home this year.
- The Irish are averaging 2.94 goals per game and allow 2.17 per contest. The power play is 26-for-119 (.218) and the penalty kill is 100-for-113 (.885). The team averages 31.5 shots on goal, allowing 35.9 per contest, and has 9.5 penalty minutes per game on average.
- Jake Evans leads the team with 27 assists and 38 points, while Cal Burke is first with 13 goals, followed by Andrew Olgevie, who is second with 32 points, with 12 goals.
- In goal, Big Ten Player of the Year Cale Morris is 23-7-1, with a 1.93 goals-against average and .943 save percentage.

BUCKEYES AND IRISH - THE LAST SERIES

- Ohio State and Notre Dame split a series Feb. 9-10 in Notre Dame, Ind. The Irish won game one (to clinch the Big Ten regular season title) and the Buckeyes won the second game (clinching home ice for the first round of the Big Ten tournament).
- **Game One (Notre Dame 2, Ohio State 1):** Notre Dame scored the only goal of the first period. The Buckeyes tied the game at 6:52 of the second with a power play goal by Kevin Miller, but the Irish responded less than three minutes later with the goal standing as the eventual gamewinner. Neither team scored in the third, with each squad putting 11 shots on net.
- Ohio State was 6-for-6 on the penalty kill in the game, including two 5-on-3 stops, while goalie Sean Romeo made 27 saves for the Buckeyes.
- **Game Two (Ohio State 5, Notre Dame 1):** Ohio State led 1-0 after the first period on a goal by Matthew Weis. The Buckeyes extended the lead to 2-0 in the second on a Matt Joyaux goal, but the Irish scored on the power play at 17:35 for a 2-1 game entering the third. Ohio State lit the lamp three times in the third, with Kevin Miller and Sam McCormick scoring less than a minute apart at 6:56 and 7:53 and Brendon Kearney tallying into an empty net late. Ohio State was outshot 40-38 and goalie Sean Romeo made a career-high 39 saves, including 22 in the second period. Senior Luke Stork had two assists in the win, while Kearney added an assist for a two-point night. Seventeen of 18 skaters were +1 or better in the game, with 12 posting at least one point.

ALL-BIG TEN BUCKEYES

- The Buckeyes were well represented in the Big Ten all-conference awards, as announced by the league Tuesday.
- Forward Tanner Laczynski was named First Team All-Big Ten, while forward Mason Jobst, defenseman Sasha Larocque and goalie Sean Romeo were named to the all-league second team and forward Matthew Weis was an honorable mention pick. Goalie Tommy Nappier was named to the Big Ten All-Freshman Team. Christian Lampasso

received the Big Ten Sportsmanship Award for Ohio State.

- Steve Rohlik was named Big Ten Coach of the Year. He is the first Ohio State coach to earn league coach of the year honors since 1998.
- Ohio State's four players on the first and second teams combined led the conference. The four honorees match the four selections the squad had last year, the program best as a member of the Big Ten.
- Laczynski was one of three finalists for Big Ten Player of the Year honors while Romeo was a finalist for the league goaltender of the year award.
- Romeo is also one of 10 semifinalists for the Mike Richter Award, given to the top goaltender in NCAA men's hockey.

IN THE RANKINGS

- Ohio State moved up in both the USCHO and USA Today/USA Hockey Magazine polls this week.
- The squad is No. 5 in the USCHO poll, matching the season high first set Jan. 29. The Buckeyes have been in the Top 6 for 10 straight weeks.
- In the USA Today/USA Hockey Magazine poll, Ohio State moved up to No. 4. The team has been ranked sixth or higher in the poll for nine consecutive weeks.
- Ohio State has been in the Top 10 for 12 consecutive polls, ranked in the USCHO Top 20 for 18 straight polls (and 19 weeks overall) and in the USA Today/USA Hockey Magazine Top 15 for 14 straight rankings. The squad has received votes in every edition of both polls this season.
- Ohio State moved into the Top 10 in both national polls in the last rankings of 2017, coming in at No. 9 in the USCHO and USA Today/USA Hockey Magazine polls released Dec. 11 and was No. 8 in the first rankings of 2018.
- In the USCHO poll, five BIG teams are ranked - No. 3 Notre Dame, No. 5 Ohio State, No. 11 Michigan, No. 13 Penn State and No. 15 Minnesota.
- In the latest USA Today/USA Hockey Magazine poll, Notre Dame is No. 3, Ohio State is No. 4, Michigan is No. 11, Penn State is No. 12 and Minnesota is No. 14.

SPECIAL TEAMS SYNOPSIS

- The Buckeyes rank first in the NCAA on the penalty kill, stopping 116-of-129 (.899) opponent chances. The squad faced two power plays against Michigan in the semifinal, allowing one goal. The team has allowed a power play goal in 12 games this season and has 11 games when it is 4-for-4 or better.
- Ohio State, which was not assessed a penalty against Minnesota Feb. 17, is averaging 8.7 penalty minutes per game, the fourth-lowest total nationally. The team has four penalty minutes in each of the last four games.
- Mason Jobst has scored both of the Buckeyes' shorthanded goals this year. He has four in his career.
- Ohio State's power play has 36 goals on 148 chances (.243) this season, ranking seventh nationally. Last Saturday, the team was 2-for-4 vs. Michigan. The squad has a power play goal in 14 of the last 18 games, with multiple power play goals in nine of those games.
- The team is 25-for-72 (.347) with the man advantage over the last 18 games, ranking first nationally.
- The Buckeyes started the season scoreless on the power play in their first four games, going 0-for-20. Since then (starting Oct. 20 at UMass), the squad is 36-for-128 (.281) to rank third nationally in that time.
- Mason Jobst has eight of the Buckeyes' power play goals. Dakota Joshua has six and Matthew Weis and Tanner Laczynski have each scored five times with the man advantage. Ronnie Hein, Kevin Miller, Christian Lampasso and John Wiitala all have two power play goals and Freddy Gerard, Matt Miller and Gordi Myer have each scored once on the power play.
- Last season, the Buckeyes led the NCAA on the power play, converting 31.6 percent of their chances (49-for-155). On the penalty kill in 2016-17, Ohio State was 120-for-161 (.745).

2017-18 BIG TEN STANDINGS

	CONFERENCE						OVERALL						
	GP	W	L	T	SW	Pts.	GF	GA	W	L	T	GF	GA
1. Notre Dame (3)	24	17	6	1	1	53	66	47	24	9	2	103	76
2. Ohio State (5)	24	14	8	2	1	45	77	55	24	8	5	119	77
3. Michigan (11)	24	11	10	3	2	38	70	72	20	14	3	124	112
4. Penn State (13)	24	9	10	5	2	34	76	73	18	14	5	137	115
5. Minnesota (15)	24	10	12	2	1	33	65	69	19	17	2	102	100
6. Wisconsin	24	8	13	3	1	28	69	83	14	19	4	115	124
7. Michigan State	24	6	16	2	1	21	53	77	12	22	2	91	117

Teams receive three points for a win in regulation or overtime. Conference games tied after 65 minutes advance to a three-player shootout. If a game goes to a shootout each team gets one point and the shootout winner receives an extra point. (#) is the team's ranking in the USCHO.com poll March 12

THE BUCKEYES LATELY

Since Dec. 28... (when the second half of the season started around the country) ... Ohio State is 14-4-1, scoring 3.68 goals per game and allowing 2.05 a night. The power play is 25-for-75 (.333) and the penalty kill is 52-for-60 (.867). The squad ranks in the Top 8 in the NCAA in all four categories in the stretch. In the second half of the season in the NCAA, Mason Jobst ranks 12th with 1.28 points per game, while defenseman Sasha Larocque is tied for fourth with a +16 rating over the second half of the year.

In the last 10 games ... The Buckeyes were 6-3-1, averaging 3.4 goals per game and allowing 2.1 goals per game in the stretch. The power play converted 31.6 percent of its chances (12-for-38) and the penalty kill stopped 89.7 percent of opponent opportunities (26-for-29). Mason Jobst is tied for 12th in the NCAA in the last 10 games in points (14).

THE 2017-18 BUCKEYES BY THE NUMBERS

- Ohio State has 24 wins this season, the most since the 2009 team was 23-15-4.
- The squad was 21-12-6 last year and now has back-to-back 20+ win seasons for the first time since four in a row from 2002-05 (20, 25, 26, 27).
- The Buckeyes are allowing 2.08 goals per game heading into the Big Ten Tournament final. The lowest team goals-against average in program history was set in 2002-03, when the squad gave up 2.21 goals per game.
- Ohio State is scoring 3.22 goals a game, the fourth year in five under Coach Rohlik the team is averaging 3+ goals a game. Last year's squad scored 3.92 a game, the most since the 1998 team averaged 3.83 per outing. In the five years prior to Rohlik becoming the head coach the squad averaged more than three goals a game once (3.4 in 2009).

GAMEWINNERS

- Eleven Buckeyes have at least one gamewinning goal this season.
- Mason Jobst is first on the squad with four gamewinners, while Dakota Joshua, Kevin Miller, Freddy Gerard, Tanner Laczynski and Matthew Weis each have three. Christian Lampasso has notched the gamewinning goal twice, and Matt Joyaux, Matt Miller and Brendon Kearney each have posted the winning goal once.
- Laczynski is first on the team with nine gamewinning points, followed by Joshua with eight and Weis with seven.
- No Buckeye has more than one point on the overtime gamewinners this season.

HOME AND AWAY

- At home, the Buckeyes are 13-4-3, scoring 3.35 and giving up 2.30 goals a game. The power play is 20-for-77 (.260) and the penalty kill is 59-for-66 (.894).
- The Buckeyes are 11-4-2 on the road this season, tying for third nationally in road wins and ranking fourth in road winning percentage (.706). Ohio State averages 3.06 goals for and 1.82 goals allowed per game in road contests. The power play is 16-for-71 (.225) and the penalty kill is 57-for-63 (.905).
- Ohio State earned at least two points in each of its eight road series this year. The last time it was swept in a two-game road series was Dec. 4-5, 2015 at Minnesota.
- Last season, Ohio State led the NCAA in road wins (13) and road winning percentage (.806) with a 13-2-3 road ledger.

BY PERIOD

- Ohio State has scored 54 goals in the third period, tallying 28 in the first and 34 in the second stanza.
- The squad is second nationally in third period tallies and third period goals per game (1.46). The squad has at least one third period goal in all but 10 games.
- The Buckeyes have allowed 20 goals in the first (ranking seventh nationally with .54 goals allowed in the opening period) and have allowed 30 in the second period and 27 in the third stanza.
- The Buckeyes have scored the first goal in 20 of 37 games

this year. Ohio State and its opponents have been scoreless in the opening 20 minutes in 11 games this year. Two games (Oct. 28 at Robert Morris, Nov. 11 at UConn) did not see a goal until the third period.

- The Buckeyes are 17-0-3 when scoring first and 7-8-2 when allowing the first goal.
- When ahead after the first (15-0-0) and second (16-0-1) period the Buckeyes are undefeated. The squad is 3-5-1 when trailing after one and has a 1-8-1 mark when trailing after two. The team is 6-3-4 when tied after the opening 20 minutes.
- When the teams are deadlocked heading into the third, the Buckeyes have posted a 7-0-3 ledger.

IN NET FOR THE BUCKEYES

- Ohio State goalie Sean Romeo ranks in the Top 11 in the NCAA in goals against average (2.07), save percentage (.926) and winning percentage (.682). He has started 33 of 37 games this season and is 16th nationally in minutes played (1966:48).
- Romeo was the Second Team All-Big Ten goalie, was a finalist for Big Ten Goaltender of the Year honors and is one of 10 semifinalists for the Mike Richter Award, given to the top goalie in the NCAA.
- Romeo is 20-8-5 this season, the first 20-win season for a Buckeye goalie since current volunteer coach Dustin Carlson had 21 in 2009. Romeo's 20 wins tie for sixth in program history in a single season.
- A redshirt junior, Romeo was a five-time Big Ten Star of the Week during the season.
- Romeo stopped all 23 shots he faced at Massachusetts Oct. 21 for the first shutout of his collegiate career and had a 32-save shutout vs. Michigan Jan. 26. He has limited opponents to one or fewer goals in 13 games this year.
- Romeo sat out last season to satisfy NCAA transfer rules after spending two years at Maine. His last collegiate game prior to the season opener was in relief for Maine Dec. 30, 2015 vs. New Hampshire.
- Tommy Nappier was the Big Ten All-Freshman Team goalie. He has won all four of his starts this season. In six appearances, he has a 1.33 goals-against average and .956 save percentage. He was named BIG First Star of the Week after posting 31 saves vs. Wisconsin for his first career shutout Feb. 27.
- Nappier came on in relief vs. Notre Dame Nov. 4, making two saves in his first collegiate action. He made his first start in game one at UConn Nov. 10 and had a team season-high 35 saves in a 5-4 win to record his first collegiate victory, the first Buckeye freshman to play (and post a win) since 2013-14. He started game two vs. Niagara Dec. 30, stopping 27-of-28 shots to pick up the win.
- Nappier started game two at Penn State and had 30 saves on 31 shots to record his first Big Ten Conference win. Included in his saves was a penalty shot stop in the second period.
- Evan Moysie, the Buckeyes' other goalie, is also a freshman. The squad's three goalies from last season all graduated, with two of the three (Christian Frey, Matt Tomkins) continuing to professional careers and Logan Davis now the volunteer assistant coach/hockey operations with Bemidji State.
- Frey was the 2017 Second Team All-Big Ten goalie and on the Big Ten All-Freshman Team in 2014.

ON THE DEFENSE

- Ohio State is fourth in the NCAA in team defense, holding opponents to 2.08 goals per game. The squad has held teams to two or fewer goals in 25 of 37 games on the year.
- In nine series this year, the Buckeyes limited their opponents to three or fewer goals in the two games combined, giving up one to UMass, two to RPI, Minnesota and Wisconsin and three to Minnesota, Michigan (twice), Niagara and Notre Dame.
- Junior Sasha Larocque was named Second Team All-Big Ten. He is +19 on the year, leading the Big Ten, tying for 13th in the NCAA overall and ranking ninth (tied) among blueliners. He leads the Buckeyes with 67 blocked shots, ranking seventh in the Big Ten. He has a 2-7-9 line this year and had the lone assist on the overtime gamewinner vs. Michigan State in the Big Ten quarterfinals. He is +9 in the last five games combined.

WHERE THE BUCKEYES RANK**IN THE NCAA ...****Points**

t16 - Laczynski (42)

t22 - Jobst (41)

Goals

t16 - Jobst (19)

Assists

t18 - Laczynski (27)

Points Per Game

t18 - Jobst (1.14)

t20 - Laczynski (1.14)

Goals Per Game

t19 - Jobst (.53)

Goals-Against Average

t1 - Romeo (2.07)

Save Percentage

t0 - Romeo (.926)

Faceoff Winning Percentage

t6 - Joshua (.593)

Plus/Minus

t-13 - Larocque (+19)

TEAM

t1 - Offense (3.22)

t4 - Defense (2.08)

t7 - Power Play (.243)

t1 - Penalty Kill (.899)

IN THE BIG OVERALL ...**Points**

t2 - Laczynski (42)

t4 - Jobst (41)

t8 - Weis (37)

Goals

t2 - Jobst (19)

t5 - Laczynski (15)

t8 - Joshua (14)

Assists

t3 - Laczynski (27)

t6 - Weis (25)

t10 - Jobst (22)

Power Play Goals

t1 - Jobst (8)

Gamewinning Goals

t3 - Jobst (4)

t7 - Gerard/Weis/K. Miller/Laczynski/Joshua (3)

Defenseman Scoring

t9 - M. Miller/Ege (16)

Goals-Against Average

t2 - Romeo (2.07)

Save Percentage

t3 - Romeo (.925)

TEAM

t3 - Offense (3.22)

t1 - Defense (2.08)

t1 - Power Play (.243)

t1 - Penalty Kill (.899)

IN BIG GAMES ONLY**Points**

t2 - Jobst (26)

t3 - Laczynski (25)

t7 - Weis (22)

t10 - Gerard (20)

Goals

t2 - Jobst (13)

t4 - Joshua (11)

t6 - Gerard (10)

t9 - Laczynski (9)

Assists

t3 - Weis (19)

t5 - Laczynski (16)

t8 - Jobst (13)

Gamewinning Goals

t1 - Joshua (3)

Goals-Against Average

t3 - Romeo (2.38)

Save Percentage

t3 - Romeo (.921)

TEAM

t1 - Offense (3.21)

- Sophomore Wyatt Ege leads the Buckeyes with four assists in the postseason, including on the OT gamewinner last Saturday. He is +6 in the playoffs. Ege is on a five-game assist streak, with seven helpers in the stretch, and is +8 in the five games combined.
- On the year, Ege is fourth on the squad with 16 assists, topping the nine he had in 34 games as a freshman at Alaska Anchorage when he earned WCHA All-Rookie Team honors.
- Sophomore Matt Miller had an assist on both power play goals in the Big Ten Tournament semifinal last week. He now has 16 points on the year, with six goals and 10 assists. He and Ege are tied for nine in scoring among Big Ten defensemen.
- Sophomore Gordi Myer scored his first goal of the season on the power play vs. Michigan State. It was his second career goal, with his first in the NCAA Tournament a season ago. Myer, who scored to give the Buckeyes the shootout win at Minnesota Feb. 17, has a 1-10-11 line on the year.

LACZYNSKI LEADING THE WAY

- Sophomore Tanner Laczynski, a finalist for Big Ten Player of the Year, was named First Team All-Big Ten.
- He has a team-high 27 assists and 42 points, ranking second with 15 goals (all career highs). He is tied for second in the Big Ten in points and tied for third in assists.
- All 42 of his points have come in the last 33 games (1.27 ppg, ranking ninth (tied) in the NCAA among all players in their last 33 games). He has a point in all but nine of the last 33 games, with an 11-game point streak Dec. 8-Feb. 2, with 6-11-17 totals during the streak.
- He is tied for 16th in the NCAA in total points and ranks 20th (tied) in points per game, averaging 1.14 per night. His 27 assists are tied for 18th in the NCAA and he is tied for 12th in the NCAA with 13 two-plus point games.
- In his Buckeye career, Laczynski has a 25-49-74 line in 71 games. He is tied for 13th among current NCAA sophomores/juniors/seniors with 1.04 career points per game and is fourth in total points among current sophomores.
- Nine of his points have been on gamewinning goals, tying for 10th in the NCAA. He set up Matthew Weis' overtime gamewinner vs. Michigan Saturday. Laczynski scored the gamewinning goal with 6.3 seconds left vs. Niagara Dec. 29. It was his second late gamewinner, as he put the Buckeyes ahead with 2:31 left at Robert Morris. He also had the GWG at Michigan Nov. 26.

JOBST ON A ROLL

- Junior captain Mason Jobst leads the Buckeyes with 19 goals this year and is second in points with 41. He is tied for second in the Big Ten in goals and fourth in points.
- Over the second half of the year, Jobst is 12th in the NCAA with 1.28 points per game. Last year he led the NCAA over the second half with 1.41 points per game (1.38 ppg overall) and as a freshman he averaged 1.1 points in the second half (.86 points per game on the year).
- He has 20 points, with 10 goals and 10 assists, in the last 14 games combined, with at least one point in all but three games during the stretch. He has 10 points in his last five games combined (5g, 5a).
- In the postseason, Jobst has a team-high six points, with three goals and three assists.
- Jobst is third among current NCAA juniors and seventh among all current NCAA players in career points with 126. His 1.15 career points per game average is third among current players in at least his second year of collegiate action.

WEIS ON THE SCORESHEET

- Senior Matthew Weis has a career-high 12 goals, 25 assists and 37 points. He scored the overtime winner vs. Michigan Saturday.
- He ranks eighth in the Big Ten in points overall and was tied for seventh in league games only with 22.
- All 37 of his points have come in the last 33 games and he had a career-best point streak of 12 games (4g, 15a, 19p in the stretch) earlier this season.
- Weis has 122 points (40g, 82a) in 136 Buckeye games,

ranking eighth among current NCAA players in points.

ON THE OFFENSE

- The Buckeyes are averaging 3.22 goals a night, with 25 games with three or more goals (including 16 of the last 20). The team is 11th nationally in scoring offense.
- The Buckeyes are fourth in the NCAA in faceoff winning percentage (.541), going 1152-985 on the year. Junior Dakota Joshua is sixth nationally in faceoff winning percentage (.593). Senior Matthew Weis has won 50-of-71 (.704) faceoffs in the postseason.
- Junior Dakota Joshua has a career-high 14 goals on the year, adding nine assists for 23 points. He has six goals in his last seven games combined. He had a goal and an assist on the power play vs. Michigan Saturday, his seventh multiple-point game of the year.
- Junior John Witala has a point in eight of the last 12 games and now has an 8-11-19 line on the year. He is on a four-game point streak, with two goals and two assists in the stretch. He had 18 points as a freshman and 19 last year.
- Junior Freddy Gerard notched the overtime gamewinner vs. Michigan State in the Big Ten quarterfinals. He has a career-high 11 goals in 36 games this season after posting four in his first two years (42 games) combined. Gerard has added a career-best 11 assists for a career-high 22 points on the year. He is tied for sixth in the Big Ten with a +14 rating.
- Junior Brendon Kearney had a four-game point streak (1g, 5a, 6p) end in the Big Ten semifinals. On the year, he has a career-high 12 assists and 16 points, with a +13 rating.
- Senior Christian Lampasso has a career-best 10 goals after entering the season with four over his first three years. He has added three assists for 13 points. He has a goal in three of the last five games (with four goals in the stretch).
- All 22 Buckeye skaters who have seen game action have at least one point this year, with 17 Buckeyes scoring at least one goal.

BUCKEYES IN THE BIG

- Ohio State finished Big Ten Conference play with a 14-8-2-1 record to place second. It follows the team's third-place finish ago and is the first time the team was second in the final league standings since 2004-05 in the CCHA. The .625 winning percentage in league play, which included five two-game series sweeps, was the best since the 2004-05 team was 21-5-2 (.786). Ohio State was picked fifth in the Big Ten coaches preseason poll this year.
- In the 24-game conference season, Ohio State led the Big Ten in scoring offense (3.21 goals per game), on the power play (23-for-94, .245) and on the penalty kill (76-for-82, .927) and ranked second in scoring defense (2.29 goals allowed per game). The squad averaged a league-low 8.1 penalty minutes a night.
- Individually, junior Mason Jobst finished second in scoring, the third straight year he ranked among the Top 10 scorers in league play. This year, he had a 13-13-26 line in 23 Big Ten games, leading conference skaters with 113 points per contest. He was tied for first in points (34) and points per game (1.70) a season ago and tied for 10th with 20 points in 20 Big Ten games as a freshman in 2015-16. In his career, Jobst has 80 points (34g, 45a) in 63 Big Ten games, ranking second all-time in Big Ten points.
- Sophomore Tanner Laczynski tied for third among Big Ten scorers in conference play with 25 points, on nine goals and 16 assists, in all 24 games. Senior Matthew Weis tied for seventh with a 4-18-22 line and junior Freddy Gerard tied for 10th with 20 points on 10 goals and 10 assists.
- Ohio State was the only team with three scorers in the top seven, and four in the top 10, in the Big Ten.

OUT OF THE BIG

- The series vs. Niagara Dec. 29-30 closed regular season nonconference play for the Buckeyes.
- The squad was 7-0-3 in out of league games during the regular season, with a 3-0-2 mark at home and 4-0-1 ledger on the road.

- Ohio State was the only team in the NCAA without a nonconference loss and tied for third with seven nonconference victories during the regular season.
- The Buckeyes ranked second in the NCAA in nonconference winning percentage (.850), behind 6-1-0 Cornell.
- Last season, Ohio State was 9-2-5 in nonconference games during the regular season.
- The other season Ohio State was unbeaten in regular season nonconference play was 1981-82 when the team was 6-0-0 outside CCHA play.

UP NEXT

- The 16-team NCAA Championship bracket will be announced at noon Sunday on ESPN.
- The winner of the Big Ten Championship Game will receive the league's automatic berth into the NCAA tourney.
- Ohio State is looking to make a second consecutive NCAA Tournament appearance. The squad last went to back-to-back NAAs from 2003-05 when it had three straight trips.

THE CENTURY CLUB

- Two Buckeyes hit the 100 career point mark for the Scarlet and Gray during the Minnesota series Dec. 8-9. They are two of 32 current NCAA players with triple digits in their careers. Ohio State is one of five schools with two or more players in that group, joining Northeastern, Minnesota, Canisius and Mercyhurst as programs with a junior and a senior, while Princeton has two juniors with 100+ points.
- Junior Mason Jobst picked up point 100 in game one vs. the Gophers Dec. 8 (his 91st career game). He joined Ryan Dzingel and RJ Umberger as Buckeyes to reach 100 points as a junior since 2003. Umberger, who finished his three-year career with 129 points (58g, 71a) in 112 games, posted his 100th point in his 87th game with the Scarlet and Gray. Dzingel, who had a 45-63-108 line in 110 games over three years, hit triple digits in his 101st game as a Buckeye.
- Senior Matthew Weis had three assists vs. Minnesota to cross the 100-point mark, with a helper on the game two gamewinning goal point 100.
- Since 2001, 12 Buckeyes have hit the century mark. Joining Umberger and Dzingel (who topped triple digits in three years) are Nick Schilke (2017/130), Tanner Fritz (2015/110), three in 2011 (Sergio Somma/104, Peter Boyd/113, John Albert/124), Tom Fritsche (2008/107), three in 2004 (David Steckel/105, Scott May/117 and Paul Caponigri/132), and Jean-Francois Dufour in 2001 (121).

BUCKEYE HOCKEY AT THE OLYMPICS

- Two Buckeye men's hockey alums participated in the Winter Olympic Games in PyeongChang.
- Matt McIlvane, a former captain, was an assistant coach for Germany's Olympic Team, which won the silver medal.
- McIlvane was a Buckeye from 2005-08, totaling 52 points, on 15 goals and 37 assists, in 156 games, tying for 16th all-time in career games played. He was an alternate captain as a junior and team captain as a senior. He was a four-time Ohio State Scholar-Athlete and three-time Academic All-Big Ten choice. McIlvane was an Ottawa Senators selection in the eighth round of the 2004 NHL Entry Draft.
- McIlvane is an assistant coach with EHC Red Bull München in the DEL in Germany. The team won back-to-back championships in 2016 and '17. After his collegiate career, McIlvane spent time as a professional, skating in the AHL, ECHL, DEL and others. After ending his playing career because of injury, he transitioned into coaching. He began his coaching career with Danville in the FHL in 2011-12 before moving to the ECHL the following season. He moved on to Europe after that, spending 2013-14 with EC Salzburg before joining EHC Red Bull München in 2014-15, where he remains.
- Matt Waddell, a member of the hockey team from 2004-07, serving as the strength and conditioning coach for the Chinese National Women's Curling Team, which placed fifth in the Games.
- Waddell worked with the curling team for just under two years.

- Waddell currently works for Twist Conditioning and Wellness in North Vancouver, British Columbia. He retired from hockey following the 2015-16 season.
- As a Buckeye, Waddell skated in 157 games on the blueline, posting 59 points on 17 goals and 42 assists, along with a +41 rating. He was an Academic All-Big Ten and Ohio State Scholar-Athlete selection. He is tied for 11th in program history in career games played and was part of the 2004 CCHA Tournament title, along with two NCAA appearances. Following his Buckeye career, Waddell moved into the professional ranks. He spent his first year as a pro playing in the AHL with the Hartford Wolf Pack and in the ECHL with the Charlotte Checkers. He moved on to Europe, skating in Sweden, Hungary, Italy, and Germany, as well as time playing in the Asia League.
- In addition, Red Gerard, who claimed the first gold medal for the United States at the 2018 Games when he won men's slopestyle, is the cousin of Buckeye junior Freddy Gerard.

#PROBUCKS UPDATE

- Four Buckeyes were on NHL opening night rosters and five Ohio State alums are currently skating in the NHL.
- Matt Bartkowski is with the Calgary Flames, Ryan Dzingel is with the Ottawa Senators and Ryan Kesler is with the Anaheim Ducks. Zac Dalpe started the year with the Columbus Blue Jackets and has skated most of the year with Cleveland in the AHL.
- Tanner Fritz, a forward for the Buckeyes from 2012-15, made his NHL debut in January, skating with the New York Islanders. He played in three NHL games, was returned to Bridgeport, and was again recalled. He has two NHL goals. He had been selected for the AHL All-Star Game.
- Max McCormick has been up and down between Ottawa and AHL Belleville recently. Dzingel set up McCormick for a goal earlier this season.
- Mike Bales, who was the goaltending coach with the Stanley Cup Champion Pittsburgh Penguins the last two years, is now with the Carolina Hurricanes in the same role.
- All seven of the Buckeye seniors from last year earned their Ohio State degrees. Five of the seven signed pro contracts to continue their playing careers, with a sixth, Logan Davis, staying in hockey and joining the staff at Bemidji State.
- In the AHL, David Gust (Bakersfield) and Nick Schilkey (Charlotte) have both scored their first career pro goals. Josh Healey, who signed with Calgary at the conclusion of the 2017 season, made his pro debut with the Stockton Heat at the end of that season. He started this year with the Heat and picked up his first point with an assist.
- Matt Tomkins, who had been in the ECHL with the Indy Fuel, recently picked up his first AHL win with the Rockford IceHogs.
- In the ECHL, 2017 senior goalie Christian Frey has played in 12 games with the Rapid City Rush.
- Other Buckeyes in the AHL include Anthony Greco (Springfield), Corey Elkins (Grand Rapids), John Albert (Hershey) and Rod Pelley (Stockton).
- Ohio State alums in the ECHL include Cal Heeter (Orlando), Chris Crane (Orlando) and Sam Jardine (Orlando).
- Buckeyes skating abroad include David Steckel (Nurnberg/DEL), Hunter Bishop (Innsbruck/EBEL), Jason DeSantis (Lustenau/AlpsHL), Victor Bjorkung (Hvidovre/Denmark), Tyson Strachan (Cariff/EIHL), Curtis Gedig (Stavenger/Norway) and Alex Szczuchura (GKS Tychy/Poland).

COACH MILLER AND TEAM USA WIN WJC MEDAL

- Steve Miller, the Buckeyes' associate head coach in his first year with the program, was an assistant coach for the U.S. National Junior Team that won the bronze medal in the 2018 IIHF World Junior Championship this year.
- This was Miller's second stint on the WJC staff. He was part of the team that won the gold medal at last year's event. Team USA, which included Buckeye Tanner Laczynski, was 7-0 in the tournament last year.

IN THE CLASSROOM

- In the fall, the 27 Buckeyes combined for a 3.166 grade-point average. The squad's cumulative GPA is 3.205.
- In all, 20 Buckeyes earned Ohio State Scholar-Athlete accolades with a 3.0+ cumulative grade-point average.
- Under Steve Rohlik, the Buckeyes have averaged a 3.0+ cumulative gpa, including a 3.2+ for 2016-17.

BREAK IT DOWN

- The Buckeye roster this season includes 27 players, who hail from four countries, with 23 from the United States (totaling 11 states), two from Canada and one each from Germany and Ukraine.
- A team-high six Buckeyes are Ohio natives, with five from Michigan and three from Minnesota. Two call Alberta home and two are natives of Illinois. Buckeyes also come from Indiana, Missouri, New Jersey, New York, North Carolina, Pennsylvania and Wisconsin.
- The squad has six members in the freshman, sophomore and senior classes, with nine juniors.

THE BUCKEYE STAFF

- Steve Rohlik is in his fifth year as the head coach of the Buckeyes. He led the squad to the NCAA Tournament last year, marking the first appearance for the team since 2009.
- Steve Miller joined the staff as the associate head coach during the offseason. He has been a part of three NCAA championship teams (Denver in 2004 and '05, Providence in 2015) and World Junior Championship winning squads, including at last year's tournament with Buckeye sophomore Tanner Laczynski. Miller served as director of operations at Air Force the last two years.
- JB Bittner, a two-time captain for the Buckeyes, is the team's new assistant coach. A Buckeye from 2002-05, he is in his second stint on the Ohio State staff. He has coached at the junior, collegiate and professional levels, as well as coaching internationally with Team USA. Bittner was the associate head coach for the Dubuque Fighting Saints in the United States Hockey League (USHL) in 2016-17.
- Also joining the Buckeye staff for this year are alums Dustin Carlson and Dave Caruso as the team's volunteer assistant coach and goaltending consultant, respectively. Lee Harris is now with the squad as a conditioning coach.

LEADING THE WAY

- Junior Mason Jobst was voted captain for the Buckeyes, while junior Sasha Larocque and senior Luke Stork were tabbed alternate captains for the squad.
- Jobst, from Speedway, Indiana, was a Second Team All-American, First Team All-Big Ten selection and the Big Ten co-Scoring Champion last season after posting a B1G-best 55 points, with 19 goals and 36 assists. He is a two-time Ohio State Scholar-Athlete and an Academic All-Big Ten choice.
- Larocque, a native of Calgary, Alberta, played in 34 games a season ago and had eight assists and nine points. He was in the Top 10 in the Big Ten in blocks (68), blocks per game (2.0) and plus/minus (+18). He has earned Ohio State Scholar-Athlete honors twice and was named to the Academic All-Big Ten team.
- Pittsburgh native Stork skated in 102 games in his first three years with the Scarlet and Gray to lead the current Buckeyes in career games played. He saw action in all 39 games a season ago and had 14 points, with six goals and 14 assists.

FOLLOW THE BUCKEYES

Keep up with the Buckeyes throughout the year online on OhioStateBuckeyes.com, Twitter (@OhioState_MHKY), Instagram (@OhioState_MHKY), facebook (/OhioStateMensHockey) and Snapchat (@OhioState_MHKY).

FUTURE BUCKEYES

Ohio State announced the signing of seven future Buckeyes to National Letters of Intent during the early signing period. The group of six forwards and a defenseman includes five USHL players and one from both the AJHL and BCHL. The players hail from six states and a Canadian province.

Matt Jennings

Buford, Ga./Green Bay (USHL)/F, 5-8, 171

In second season with Green Bay ... an alternate captain this year and had six points, with three goals and three assists, through first 12 games ... played in 60 regular season games with the Gamblers in 2016-17 and had 11-24-25 line ... started NAHL career with Topeka in 2014-15, playing in four games; began next season with the Roadrunners, and had 25 points (8g, 17a) in 30 games before ending the season with Minot; 7-8-15 line through final 14 regular season games and then saw action in four playoff contests ... came up through Thunder program.

Jaedon Leslie

St. Albert, Alberta/Whitecourt (AJHL)/F, 6-2, 185

Alternate captain with Whitecourt Wolverines this season and posted 22 points, with eight goals and 14 assists, through first 21 games ... third season with the Wolverines of the AJHL ... saw action in 53 games in 2016-17, with 15-15-30 lines ... in 2015-16, posted nine points (4g, 5a) in 39 games ... played with St. Albert Raiders AAA program.

James Marooney

Chaska, Minn./Waterloo (USHL)/D, 5-10, 170

In first year with Waterloo in the USHL ... posted two assists through first 11 games ... played for Holy Family Catholic for four years, along with Team Northwest ... had 29 points, with 12 goals and 17 assists, in 28 games in 2016-17 while serving as an alternate captain for Holy Catholic.

Collin Peters

Sheboygan, Wis./Lincoln (USHL)/F, 6-0, 165

In second year with Lincoln, an alternate captain and had an assist through first four games ... started 2016-17 at Northern Michigan (WCHA), with five points in 23 games, before finishing year with USHL Lincoln, posting 6-7-13 line in 19 regular season games ... played two games with USHL Muskegon in 2013-14 and then played in 28 games with Sioux Falls in 2014-15, with 11 points (6g, 5a); skated in 12 playoff games in run to 2015 Clark Cup ... began 2015-16 with Sioux Falls (10g, 9a, 19p in 35 games) before moving to Lincoln and recording 13 points in 19 regular season games ... represented Team USA at 2015 World Junior A Challenge and was selected for the USHL/NHL Top Prospects Game that season.

Quinn Preston

Trenton, Mich./Dubuque (USHL)/F, 5-11, 179

Had eight points through first nine games with Dubuque ... played with Fighting Saints in 2016-17 as well, scoring 35 points on 14 goals and 21 assists; also saw action in eight playoff games ... played in the NAHL in 2015-16 with the Topeka Roadrunners, recording 17-17-34 line in 59 regular season games and had six points (3g, 3a) in seven playoff contests ... NAHL All-South Division Rookie Team choice.

Kamil Sadlocha

Carpentersville, Ill./Madison (USHL)/F, 5-11, 169

In second season with Madison in the USHL ... posted six points (2g, 4a) through first eight games ... skated in 57 games in 2016-17 and had 8-14-22 line ... played in two games with U.S. National U17 team and with US NTDP ... selected for 2017 USHL/NHL Top Prospects Game and had an assist in the contest ... has been listed on NHL Central Scouting ... played with Chicago Mission in youth hockey.

AJ Vanderbeck

Monument, Colo./Wenatchee (BCHL)/F, 6-0, 180

Captain for Wenatchee in the BCHL this season and had 11-6-17 line through 12 games ... put up 66 points (39g, 27a) in 55 regular season games with the Wild in 2016-17; added nine points in 10 playoff outings ... skated with USHL Sioux Falls in 2015-16, playing in 50 games and posting a 7-7-14 line ... began junior career with the Lone Star Brahmas in the NAHL in 2014-15; played in 56 games and had 21 goals, 14 assists and 35 points ... came up through Colorado Rampage program.

UNIVERSITY FACTS

Location Columbus, Ohio (pop. 1.7m)
 Enrollment 59,482 (Columbus campus)
 Founded 1870
 Nickname Buckeyes
 Colors Scarlet (PMS 200) and Gray (PMS 429)
 Mascot Brutus Buckeye
 Fight Song Across The Field
 Affiliation NCAA Division I
 Conference Big Ten
 Interim President Dr. Michael V. Drake (Stanford '74)
 Faculty Representative John Davidson
 University Information 614-292-OHIO

HOCKEY HISTORY

Arena/Capacity Value City Arena/17,500
 Surface 200' x 85'
 First Year of Varsity Hockey 1963 (54 yrs.)
 All-Time Record (through 2016) 870-890-153 (.495)
 All-Time Conference Record (CCHA+B1G)..... 486-565/115 (.466)
 Conference Championships 3 (CCHA & CCHA T '72, CCHA T '04)
 NCAA Tourney Bids 6 (1998, '99, '03, '04, '05, '09, '17)

TEAM FACTS

Head Coach Steve Rohlik (Wisconsin '90)
 OSU/Career and Conference Record 92-71-23/47-44-13-8
 Year at OSU
 Associate Head Coach Steve Miller (St. Mary's (Minn.) '88)
 Year at OSU
 Assistant Coach JB Bittner (Ohio State '05)
 Year at OSU First (Second overall as asst. coach)
 Volunteer Assistant Coach Dustin Carlson
 Year at OSU
 Goaltending Consultant Dave Caruso (Ohio State '06)
 Year at OSU
 Dir. of Hockey Ops Layne LeBel (Michigan Tech '94)
 Year at OSU
 Strength and Conditioning Coach ... Brian Seitz (Ohio State '11)
 Conditioning Coach Lee Harris
 Athletic Trainer Jason Rule (Purdue '06)
 Equipment Manager Tim Adams (Ohio State '97)
 Secretary Shelly Todd (Ohio State '96)
 Hockey Office Phone/Fax 614-292-0820/688-5857
 2016-17 Overall Record 21-12-6
 2016-17 Big Ten Record/Finish 11-8-1-1/3rd
 2016-17 Postseason B1G Semifinals/NCAA 1st Round
 Letterwinners Returning 19 (13 F/6 D/0 G)
 Letterwinners Lost 7 (2 F/2 D/3 G)
 Transfers Eligible 2 (1 D/1G)
 Freshmen 6 (2 F/2 D/2 G)
 Captains Mason Jobst (C),
 Sasha Larocque (A), Luke Stork (A)

PRONUNCIATION GUIDE

Wyatt Ege egg-ee
 Eugene Fadyeyev FAH-dee-ev
 Grant Gabriele GABE-ree-ell
 Freddy Gerard ger-ARR
 Ronnie Hein HINE
 Mason Jobst yahbst
 Matt Joyaux JOY-oh
 Brendon Kearney KERN-ee
 Tanner Laczynski luh-ZIN-skee
 Christian Lampasso lamb-PASS-oh
 Sasha Larocque la-ROCK
 Janik Möser yah-NICK MOE-zer
 Tommy Nappier nape-EE-er
 Tommy Parran PARE-en
 Steve Rohlik RAWL-ick
 Matthew Weis rhymes with RICE
 John Wiitala WEE-ta-luh
 An audio file with pronunciations for the 2017-18 squad is available online (go.osu.edu/mhkypronunciations1718) and on each player's bio page on OhioStateBuckeyes.com.

2017-18 ROSTER

NO.	NAME	POS.	CL.	HGT.	WGT.	S/C	HOMETOWN	PREVIOUS TEAM (LEAGUE)
3	Sasha Larocque (A)	D	Jr.	6-0	206	L	Calgary, Alberta	Dubuque Fighting Saints (USHL)
5	Gordi Myer	D	So.	5-10	179	L	Toledo, Ohio	Green Bay Gamblers (USHL)
6	Tommy Parran	D	Jr.	5-11	186	L	Shaker Heights, Ohio	Youngstown Phantoms (USHL)
7	Wyatt Ege	D	r-So.	5-11	174	R	Elk River, Minn./Alaska Anchorage	(WCHA)/Dubuque Fighting Saints (USHL)
8	Dakota Joshua	F	Jr.	6-3	200	L	Dearborn, Mich.	Sioux Falls Stampede (USHL)
9	Tanner Laczynski	F	So.	6-1	193	R	Shorewood, Ill.	Lincoln Storm (USHL)
10	John Wiitala	F	Jr.	6-0	178	L	Lakeville, Minn.	Waterloo Black Hawks (USHL)
12	Miguel Fidler	F	Jr.	6-1	198	L	Edina, Minn.	Madison Capitols (USHL)
14	Austin Pooley	F	Fr.	6-2	210	L	Dublin, Ohio	Youngstown Phantoms (USHL)
15	Freddy Gerard	F	Jr.	5-11	171	R	Rocky River, Ohio	Madison Capitols (USHL)
16	Matthew Weis	F	Sr.	5-11	187	L	Freehold, N.J.	Green Bay Gamblers (USHL)
17	Sam McCormick	F	So.	5-10	170	R	De Pere, Wis.	Waterloo Black Hawks (USHL)
18	Christian Lampasso	F	Sr.	5-10	177	R	Amherst, N.Y.	Lincoln Stars (USHL)
19	Kevin Miller	F	Sr.	5-11	189	L	Stony Plain, Alberta	Fort McMurray Oil Barons (AJHL)
20	Janik Möser	D	Sr.	5-11	195	L	Mannheim, Germany	Muskegon Lumberjacks (USHL)
21	Eugene Fadyeyev	F	Fr.	5-11	170	L	Kiev, Ukraine	Madison Capitols (USHL)
23	Michael Rounds	D	Fr.	6-1	180	L	Mt. Pleasant, Mich.	Des Moines Buccaneers (USHL)
25	Brendon Kearney	F	Jr.	6-0	201	L	Northville, Mich.	Chicago Steel (USHL)
26	Mason Jobst (C)	F	Jr.	5-8	180	L	Speedway, Ind.	Muskegon Lumberjacks (USHL)
27	Luke Stork (A)	F	Sr.	6-0	189	L	Pittsburgh, Pa.	Youngstown Phantoms (USHL)
30	Sean Romeo	G	r-Jr.	6-1	175	L	Cary, N.C. Maine (Hockey East)	Youngstown Phantoms (USHL)
31	Evan Moyses	G	Fr.	6-2	180	L	Olmsted Falls, Ohio	Wichita Falls Wildcats (NAHL)
37	Tommy Nappier	G	Fr.	6-3	220	L	St. Louis, Mo.	Omaha Lancers (USHL)
40	Ronnie Hein	F	So.	6-0	188	R	Chelsea, Mich.	Waterloo Black Hawks (USHL)
46	Matt Joyaux	D	r-Sr.	5-7	180	L	Bloomingtondale, Ill.	Omaha Lancers (USHL)/Miami (NCHC)
50	Matt Miller	D	So.	6-1	209	L	East Palestine, Ohio	Youngstown Phantoms (USHL)
61	Grant Gabriele	D	Fr.	6-2	185	R	Brighton, Mich.	Waterloo Black Hawks (USHL)

ROSTER BY POSITION

Forwards (15)

- 21 Eugene Fadyeyev
- 12 Miguel Fidler
- 15 Freddy Gerard
- 40 Ronnie Hein
- 26 Mason Jobst
- 8 Dakota Joshua
- 25 Brendon Kearney
- 18 Christian Lampasso
- 9 Tanner Laczynski
- 17 Sam McCormick
- 19 Kevin Miller
- 14 Austin Pooley
- 27 Luke Stork
- 16 Matthew Weis
- 10 John Wiitala

Defensemen (9)

- 2 Wyatt Ege
- 61 Grant Gabriele
- 46 Matt Joyaux
- 3 Sasha Larocque
- 50 Matt Miller
- 20 Janik Möser
- 5 Gordi Myer
- 6 Tommy Parran
- 23 Michael Rounds

Goalies (3)

- 31 Evan Moyses
- 37 Tommy Nappier
- 30 Sean Romeo

ROSTER BY ELIGIBILITY

Seniors (6)

- 46 Matt Joyaux, D
- 18 Christian Lampasso, F
- 19 Kevin Miller, F
- 20 Janik Möser, D
- 27 Luke Stork, F
- 16 Matthew Weis, F

Juniors (9)

- 12 Miguel Fidler, F
- 15 Freddy Gerard, F
- 26 Mason Jobst, F
- 8 Dakota Joshua, F
- 25 Brendon Kearney, F
- 3 Sasha Larocque, D
- 6 Tommy Parran, D
- 30 Sean Romeo, G
- 10 John Wiitala, F

Sophomores (6)

- 7 Wyatt Ege, D
- 40 Ronnie Hein, F
- 9 Tanner Laczynski, F
- 39 Sam McCormick, F
- 5 Gordi Myer, D
- 50 Matt Miller, D

Freshmen (6)

- 21 Eugene Fadyeyev
- 61 Grant Gabriele
- 31 Evan Moyses
- 37 Tommy Nappier
- 14 Austin Pooley
- 23 Michael Rounds


ROSTER BY STATE/PROVINCE/COUNTRY

- Ohio (6)*
- Freddy Gerard (Rocky River)
- Matt Miller (East Palestine)
- Evan Moyses (Olmsted Falls)
- Gordi Myer (Toledo)
- Tommy Parran (Shaker Heights)
- Austin Pooley (Dublin)
- Michigan (5)*
- Grant Gabriele (Brighton)
- Ronnie Hein (Chelsea)
- Dakota Joshua (Dearborn)
- Brendon Kearney (Northville)
- Michael Rounds (Mt. Pleasant)
- Minnesota (3)*
- Wyatt Ege (Elk River)
- Miguel Fidler (Edina)
- John Wiitala (Lakeville)
- Alberta (2)*
- Sasha Larocque (Calgary)
- Kevin Miller (Stony Plain)
- Illinois (2)*
- Matt Joyaux (Bloomingtondale)
- Tanner Laczynski (Shorewood)
- Indiana (1)*
- Mason Jobst (Speedway)
- Missouri (1)*
- Tommy Nappier (St. Louis)
- New Jersey (1)*
- Matthew Weis (Freehold)
- New York (1)*
- Christian Lampasso (Amherst)
- North Carolina (1)*
- Sean Romeo (North Carolina)
- Pennsylvania (1)*
- Luke Stork (Pittsburgh)
- Wisconsin (1)*
- Sam McCormick (De Pere)
- Germany (1)*
- Janik Möser, Mannheim
- Ukraine (1)*
- Eugene Fadyeyev, Kiev

ROSTER BY BIRTH YEAR

- 94 Freddy Gerard
- Mason Jobst
- Matt Joyaux
- Christian Lampasso
- Sasha Larocque
- Kevin Miller
- Sean Romeo
- 95 Wyatt Ege
- Brendon Kearney
- Matt Miller
- Janik Möser
- Tommy Parran
- Luke Stork
- Matthew Weis
- John Wiitala
- 96 Miguel Fidler
- Dakota Joshua
- Evan Moyses
- Gordi Myer
- Austin Pooley
- 97 Eugene Fadyeyev
- Grant Gabriele
- Ronnie Hein
- Tanner Laczynski
- Sam McCormick
- Michael Rounds
- 98 Tommy Nappier

HEADSHOT ROSTER



3 SASHA LAROCQUE
Jr., D, 6-0, 206
Calgary, Alberta
Dubuque Fighting Saints
(USHL)



5 GORDI MYER
So., D, 5-10, 179
Toledo, Ohio
Green Bay Gamblers (USHL)



6 TOMMY PARRAN
Jr., D, 5-11, 186
Skaker Heights, Ohio
Youngstown Phantoms (USHL)



7 WYATT EGE
r-So., D, 5-11, 174
Elk River, Minn.
Alaska Anchorage (WCHA)/
Dubuque Fighting Saints (USHL)



8 DAKOTA JOSHUA
Jr., F, 6-3, 200
Dearborn, Mich.
Sioux Falls Stampede (USHL)



9 TANNER LACZYNSKI
So., F, 6-1, 193
Shorewood, Ill.
Lincoln Stars (USHL)



10 JOHN WIITALA
Jr., F, 6-0, 178
Lakeville, Minn.
Waterloo Black Hawks
(USHL)



12 MIGUEL FIDLER
Jr., F, 6-1, 198
Edina, Minn.
Madison Capitols (USHL)



14 AUSTIN POOLEY
Fr., F, 6-2, 210
Dublin, Ohio
Youngstown Phantoms (USHL)



15 FREDDY GERARD
Jr., F, 5-11, 171
Rocky River, Ohio
Madison Capitols (USHL)




16 MATTHEW WEIS
Sr., F, 5-11, 187
Freehold, N.J.
Green Bay Gamblers (USHL)



17 SAM MCCORMICK
So., F, 5-10, 170
De Pere, Wis.
Waterloo Black Hawks (USHL)



18 CHRISTIAN LAMPASSO
Sr., F, 5-10, 177
Amherst, N.Y.
Lincoln Stars (USHL)




19 KEVIN MILLER
Sr., F, 5-11, 189
Stony Plain, Alberta
Fort McMurray Oil Barons (AJHL)



20 JANIK MÖSER
Sr., D, 5-11, 195
Mannheim, Germany
Muskegon Lumberjacks (USHL)



21 EUGENE FADYEYEV
Fr., F, 5-11, 170
Kiev, Ukraine
Madison Capitols (USHL)



23 MICHAEL ROUNDS
Fr., D, 6-1, 180
Mt. Pleasant, Mich.
Des Moines Buccaneers (USHL)



25 BRENDON KEARNEY
Jr., F, 6-0, 201
Northville, Mich.
Chicago Steel (USHL)



26 MASON JOBST
Jr., F, 5-8, 180
Speedway, Ind.
Muskegon Lumberjacks (USHL)



27 LUKE STORK
Sr., F, 6-0, 189
Pittsburgh, Pa.
Youngstown Phantoms (USHL)



30 SEAN ROMEO
r-Jr., G, 6-1, 175
Cary, N.C.
Maine (Hockey East/
Youngstown Phantoms (USHL)



31 EVAN MOYSE
Fr., G, 6-2, 180
Olmsted Falls, Ohio
Wichita Falls Wildcats (NAHL)



37 TOMMY NAPIER
Fr., G, 6-3, 220
St. Louis, Mo.
Omaha Lancers (USHL)




40 RONNIE HEIN
So., F, 6-0, 188
Chelsea, Mich.
Waterloo Black Hawks (USHL)



46 MATT JOYAUX
r-Sr., D, 5-7, 180
Bloomington, Ill.
Omaha Lancers (USHL)



50 MATT MILLER
So., D, 6-1, 209
East Palestine, Ohio
Youngstown Phantoms (USHL)



61 GRANT GABRIELE
Fr., D, 6-2, 185
Brighton, Mich.
Waterloo Black Hawks (USHL)

26 MASON JOBST



FORWARD | Junior | 5-8, 180
 Speedway, Ind. | Muskegon (USHL)
 Major: Real Estate and Urban Analysis

Team Captain

- 2018 Second Team All-Big Ten
- 2018 Hobey Baker Fan Ballot candidate
- B1G First Star of the Week - Oct. 10
- NCAA Top 5 Plays of the Week - Oct. 10
- SportsCenter Plays of the Day - Oct. 6
- 2017 Second Team All-American
- 2017 First Team All-B1G
- 2017 B1G co-Scoring Champion
- 2016, 2017 B1G Preseason Player to Watch
- 2016 B1G All-Freshman Team
- 2017 Academic All-Big Ten
- 2016, 2017 Ohio State Scholar-Athlete

- Second Team All-Big Ten, earning All-Big Ten honors for second straight year
- 19 goals (4 gamewinners), 22 assists, 41 points; t2nd in B1G in goals and 4th in points; t1st in B1G with 8 power play goals and 1st with 19 power play points
- 20 points (10g, 10a) in last 14 games (point in all but 3 of the games in the stretch); 10 points (5g, 5a) in last 5 games combined
- Finished B1G play 2nd with 26 points and t-2nd with 13 goals and ranked first with 1.13 points per game; Top 10 in B1G in conference points for third straight year
- t14th in NCAA with 1.4 points per game in 2nd half of season
- 2nd all-time in points in Big Ten games only, with 80 points (35g, 45a) in 63 games (behind Minnesota's Justin Kloos/29-57-86 in 80 games); 1st among B1G players (minimum 30 games) with 1.27 points per game in league games only; 35 career Big Ten goals ranks second all-time behind former teammate Nick Schilkey (36) and shares B1G record for power play goals with Schilkey with 14 each; ranks 2nd (behind Kloos/57) in career assists in B1G play.
- Point in 25 of 36 games, including in 22 of the last 29 (DNP 1/13 at PSU because of injury)
- 126 career points, ranking 7th among all NCAA players and 3rd among juniors, 3rd with 1.15 career ppg among players in at least their second year
- 6 points in B1G quarterfinals vs. Michigan State, with 3 points in each game; Goal, 2 assists in game one, 2 goals, 3 points in game two; +2 in each game
- 4 points in sweep of Wisconsin 2/23-24; 2 assists in game one and 2 goals (one shorthanded) in game two
- 5-game point streak 1/12-2/3; During streak: 2 goals at Penn State 1/12; Goal and an assist vs. Michigan in 1/26, shorthanded goal and 6 blocked shots in game two vs. UM 1/27; Assist in game one vs. Michigan State 2/2, with 2 assists in game two 2/3
- 3 assists in sweep of Niagara 12/29-30
- 4 points in sweep of Minnesota; Assist (100th career point) in game one and 2 goals and an assist in game two, with +3 mark
- Goal and an assist at UConn 11/11
- Scored two PPG at UMass 10/20, including 3rd period gamewinner
- B1G First Star of the Week after season-opening series at Wisconsin; 2 goals in season opener (first goal was an #SCTop10 Play of the Day and NCAA Play of the Week; second was GWG with 1:16 left in regulation); 2 assists in game two
- Played in 100th career game 2/2 vs. Michigan State

CAREER SINGLE-GAME HIGHS

Goals	2 (9x)	3/2/18 vs. Michigan State 2/24/18 vs. Wisconsin 1/12/18 at Penn State 12/9/17 vs. Minnesota 10/20/17 at UMass 10/6/17 at Wisconsin 2/4/17 at Michigan 1/20/17 at Penn State 12/3/16 at Minnesota
Assists	3 (2x)	12/29/15 vs. Cornell 1/15/16 vs. Michigan
Points	4 (3x)	2/4/17 at Michigan 12/3/16 at Minnesota 1/15/16 vs. Michigan
Shots	8	11/4/17 vs. Notre Dame
PIM	6	2/9/18 at Notre Dame
+/-	+3 (2x)	12/9/17 vs. Minnesota 12/3/16 at Minnesota
Blocks	6	1/27/18 vs. Michigan
Multiple Pt Games	35	(27 2P, 7 3P, 3 4P)
Multiple Asst Games	16	(13 2A, 3 3A)
Point Streak	14	games (12/3/16-2/11/17, 11g, 17a, 28p)

CAREER STATS

SEASON	GP	G	A	P	Shots	P-PIM	+/-	PP	SH	GW	BLK
2015-16	35	12	18	30	88	8-16	+3	2	0	2	27
2016-17	39	19	36	55	115	9-18	+12	9	2	1	31
2017-18	36	19	22	41	123	10-20	+3	8	2	4	31
TOTALS	119	50	76	126	326	27-54	+18	19	4	7	89

#26 Mason Jobst

Date	Opponent	Score	G	A	Pts	Sh	Sh%	+/-	Pen-Min	PP	SH	EN	GW	GT	Hat	UA	Blk
Oct 06, 2017	at Wisconsin	3-2	2	0	2	5	400	+2	1-2	0	0	0	1	0	0	0	1
Oct 07, 2017	at Wisconsin	2-3	0	2	2	1	333	+1	0-0	0	0	0	0	0	0	0	0
Oct 13, 2017	RENSELAEER	1-1	0	0	0	3	222	0	0-0	0	0	0	0	0	0	0	0
Oct 14, 2017	RENSELAEER	1-1	0	0	0	0	222	0	0-0	0	0	0	0	0	0	0	1
Oct 20, 2017	at Massachusetts	3-1	2	0	2	6	267	0	0-0	2	0	0	1	0	0	0	1
Oct 21, 2017	at Massachusetts	3-0	0	0	0	1	250	0	0-0	0	0	0	0	0	0	0	3
Oct 27, 2017	ROBERT MORRIS	5-3	0	1	1	5	190	-1	0-0	0	0	0	0	0	0	0	0
Oct 28, 2017	at Robert Morris	3-1	0	1	1	3	167	+1	0-0	0	0	0	0	0	0	0	0
Nov 03, 2017	NOTRE DAME	1-4	0	1	1	4	143	-1	0-0	0	0	0	0	0	0	0	0
Nov 04, 2017	NOTRE DAME	2-3	1	0	1	8	139	+1	0-0	1	0	0	0	0	0	0	0
Nov 10, 2017	at UConn	5-4	1	1	2	5	146	-1	0-0	1	0	0	0	0	0	0	1
Nov 11, 2017	at UConn	1-1	0	0	0	4	133	0	1-2	0	0	0	0	0	0	0	2
Nov 24, 2017	at Michigan	3-2	0	0	0	1	130	-2	0-0	0	0	0	0	0	0	0	3
Nov 25, 2017	at Michigan	5-1	1	0	1	6	135	0	0-0	1	0	0	0	0	0	0	1
Dec 01, 2017	PENN STATE	5-0	0	1	1	7	119	-1	0-0	0	0	0	0	0	0	0	1
Dec 02, 2017	PENN STATE	0-4	0	0	0	4	111	0	0-0	0	0	0	0	0	0	0	0
Dec 08, 2017	MINNESOTA	2-1	0	1	1	3	106	-1	1-2	0	0	0	0	0	0	0	0
Dec 09, 2017	MINNESOTA	4-1	2	1	3	3	130	+3	0-0	0	0	1	0	0	0	0	1
Dec 29, 2017	NIAGARA	3-2	0	1	1	1	129	0	0-0	0	0	0	0	0	0	0	0
Dec 30, 2017	NIAGARA	4-1	0	2	2	2	125	+1	0-0	0	0	0	0	0	0	0	3
Jan 05, 2018	at Michigan State	4-1	0	0	0	1	123	-1	2-4	0	0	0	0	0	0	0	1
Jan 06, 2018	at Michigan State	5-3	0	0	0	4	117	+1	0-0	0	0	0	0	0	0	0	1
Jan 12, 2018	at Penn State	2-5	2	0	2	5	134	-1	0-0	2	0	0	0	0	0	0	1
Jan 26, 2018	MICHIGAN	4-0	1	1	2	3	141	+1	1-2	0	0	0	0	0	0	0	0
Jan 27, 2018	MICHIGAN	5-3	1	0	1	4	146	+1	0-0	0	1	0	0	0	0	0	6
Feb 02, 2018	MICHIGAN STATE	4-2	0	1	1	0	146	-1	0-0	0	0	0	0	0	0	0	0
Feb 03, 2018	MICHIGAN STATE	3-6	0	2	2	4	140	-3	0-0	0	0	0	0	0	0	0	1
Feb 09, 2018	at Notre Dame	1-2	0	0	0	3	135	-1	3-6	0	0	0	0	0	0	0	0
Feb 10, 2018	at Notre Dame	5-1	0	1	1	3	131	+1	0-0	0	0	0	0	0	0	0	0
Feb 15, 2018	at Minnesota	1-2	0	0	0	3	127	-1	0-0	0	0	0	0	0	0	0	1
Feb 17, 2018	at Minnesota	1-1	1	0	1	4	132	+1	0-0	0	0	0	0	0	0	0	0
Feb 23, 2018	WISCONSIN	6-2	0	2	2	2	130	-2	0-0	0	0	0	0	0	0	0	0
Feb 24, 2018	WISCONSIN	4-0	2	0	2	7	139	+2	0-0	0	1	0	1	0	0	0	1
Mar 02, 2018	MICHIGAN STATE	6-2	1	2	3	1	147	+2	0-0	0	0	0	1	0	0	0	0
Mar 03, 2018	MICHIGAN STATE	4-3	2	1	3	6	156	+2	1-2	1	0	0	0	0	0	0	0
Mar 10, 2018	MICHIGAN	3-2	0	0	0	1	154	0	0-0	0	0	0	0	0	0	0	1
Totals			19	22	41	123	154	+3	10-20	8	2	1	4	0	0	0	31

Games played: 36
 Shots per game: 3.42; Goals per game: 0.53
 Assists per game: 0.61; Points per game: 1.14

9 TANNER LACZYNSKI



FORWARD | Sophomore | 6-1, 193
 Shorewood, Ill. | Lincoln (USHL)
 Major: Mgmt. and Industry Exploration

- NHL: Philadelphia '16 (6th round, No. 169)
- 2018 First Team All-B1G
- 2018 B1G Player of the Year Finalist
- 2018 Hobey Baker Fan Ballot candidate
- NCAA First Star of the Week - Oct. 31
- B1G Second Star of the Week - Oct. 31, Nov. 28, Jan. 16
- NCAA Plays of the Week - Jan. 9
- 2017, 2018 Ohio State Scholar-Athlete
- 2017 U.S. National Junior Team (WJC), Gold Medalist

- First Team All-Big Ten, Top 3 finalist for Big Ten Player of the Year
- 42 points, with 15 goals and 27 assists, in 37 games, with all 42 points coming in last 33 outings (1.27 ppg over stretch, t-9th in NCAA among all players in their last 33 games); +16 mark; Has a point in all but 13 games this season
- t120th in NCAA, t3rd in B1G in points per game (1.14), t-16th in points in NCAA; t-18th in NCAA in assists; t12th in NCAA with 13 2+ point games
- 1.04 career points per game ranks 13th among current NCAA sophomores/juniors/seniors, 74 career points ranks 4th among current NCAA sophomores
- Finished Big Ten play t-3rd in points (25), ranking 5th in assists (16) and t-9th in goals (9)
- Set up overtime gamewinner vs. Michigan in B1G semifinals 3/10
- Goal and an assist vs. Michigan State 3/2
- Scored twice vs. Wisconsin 2/23, including a power play goal
- Goal in game one and assist in game two vs. Michigan 1/26-17
- B1G Second Star of the Week after 5 points (goal, 4 assists) at Penn State 1/12-13; 2 assists in each game, with goal in game two
- 4 points at Michigan State 1/5-6; Goal and an assist in game one, 2 assists in game two
- Scored GWG with 6.3 seconds left vs. Niagara 12/29
- 3 points vs. Minnesota 12/8-9; Goal in game one, goal and an assist in game two, with +3 mark
- Goal and 2 assists for 3 points vs. Penn State 12/1
- B1G Second Star of the Week 11/27 after 4 points in sweep of Michigan; assist in game one before gamewinning goal and 2 assists in game two; +2 and 6 shots in each game
- 2 assists in first game at UConn 11/10 and scored lone goal in game two 11/11
- NCAA First Star and B1G Second Star 10/31 after 5 points and +5 mark in sweep of Robert Morris; goal and two assists at home in game one and then scored twice in final 2:31 (breaking 1-1 tie, then ENG with :08 left) on the road
- 4 assists in series at UMass 10/20-21; second career 3-assist game in game two and was +3 in the contest

CAREER SINGLE-GAME HIGHS

Goals	2 (2x)	2/23/18 vs. Wisconsin 10/28/17 at Robert Morris
Assists	3 (2x)	10/21/17 at UMass 12/3/16 at Minnesota
Points	4	12/3/16 at Minnesota
	3 (6x)	1/13/18 at Penn State (1G/2A) 12/1/17 vs. Penn State (1G/2A) 11/25/17 at Michigan (1G/2A) 10/27/17 vs. Robert Morris (1G/2A) 10/21/17 at UMass (3A) 10/29/16 at Niagara (G/2A)
Shots	8	4x, last 3/2/18 vs. Michigan State
PIM	4	2/17/17 at Michigan State
+/-	+3	5x, last 3/10/18 vs. Minnesota
Blocks	1	15x, last 3/10/18 vs. Michigan
Point Streak		11 games, 12/8/17-2/2/18 (6g, 11a, 17p)
Multiple Assist Games	11 (9 2A, 2 3A)	
Multiple Point Games	22 (16 2P, 6 3P, 14P)	

CAREER STATS

SEASON	GP	G	A	P	Shots	P-PIM	+/-	PP	SH	GW	GT	HA	UA	BLK
2016-17	34	10	22	32	100	11-22	+20	3	0	3	7			
2017-18	37	15	27	42	150	6-12	+16	5	0	3	8			
TOTALS	71	25	49	74	250	17-34	+36	8	0	6	15			

9 Tanner Laczynski

Date	Opponent	Score	G	A	Pts	Sh	SHK	+/-	Pen	Min	PP	SH	EN	GW	GT	HA	UA	BLK
Oct 06, 2017	at Wisconsin	3-2	0	0	0	3	.000	-1	0-0	0	0	0	0	0	0	0	0	1
Oct 07, 2017	at Wisconsin	2-3	0	0	0	1	.000	-1	0-0	0	0	0	0	0	0	0	0	0
Oct 13, 2017	RENSSELAER	1-1	0	0	0	4	.000	0	0-0	0	0	0	0	0	0	0	0	0
Oct 14, 2017	RENSSELAER	1-1	0	0	0	3	.000	0	1-2	0	0	0	0	0	0	0	0	1
Oct 20, 2017	at Massachusetts	3-1	0	1	1	3	.000	0	1-2	0	0	0	0	0	0	0	0	1
Oct 21, 2017	at Massachusetts	3-0	0	3	3	4	.000	+3	0-0	0	0	0	0	0	0	0	0	0
Oct 27, 2017	ROBERT MORRIS	5-3	1	2	3	4	.045	+2	0-0	0	0	0	0	0	0	0	0	0
Oct 28, 2017	at Robert Morris	3-1	2	0	2	6	.107	+3	0-0	0	0	1	1	0	0	0	0	0
Nov 03, 2017	NOTRE DAME	1-4	0	0	0	5	.091	-1	0-0	0	0	0	0	0	0	0	0	0
Nov 04, 2017	NOTRE DAME	2-3	0	1	1	4	.081	0	0-0	0	0	0	0	0	0	0	0	0
Nov 10, 2017	at UConn	5-4	0	2	2	3	.075	+1	0-0	0	0	0	0	0	0	0	0	0
Nov 11, 2017	at UConn	1-1	1	0	1	2	.095	0	0-0	0	0	0	0	0	0	0	0	0
Nov 24, 2017	at Michigan	3-2	0	1	1	6	.083	+2	0-0	0	0	0	0	0	0	0	0	0
Nov 25, 2017	at Michigan	5-1	1	2	3	6	.093	+2	0-0	0	0	0	1	0	0	0	0	0
Dec 01, 2017	PENN STATE	5-5	1	2	3	3	.105	+1	0-0	1	0	0	0	0	0	0	0	0
Dec 02, 2017	PENN STATE	0-4	0	0	0	5	.087	-2	0-0	0	0	0	0	0	0	0	0	0
Dec 08, 2017	MINNESOTA	2-1	1	0	1	7	.101	0	1-2	1	0	0	0	0	0	0	0	0
Dec 09, 2017	MINNESOTA	4-1	1	1	2	2	.113	+3	0-0	0	0	1	0	0	0	0	0	1
Dec 23, 2017	NIAGARA	3-2	1	0	1	3	.122	+1	0-0	0	0	0	0	1	0	0	0	0
Dec 30, 2017	NIAGARA	4-1	0	1	1	2	.118	0	0-0	0	0	0	0	0	0	0	0	0
Jan 05, 2018	at Michigan State	4-1	1	1	2	5	.123	+2	0-0	0	0	0	0	0	0	0	0	1
Jan 06, 2018	at Michigan State	5-3	0	2	2	5	.116	0	0-0	0	0	0	0	0	0	0	0	0
Jan 12, 2018	at Penn State	2-5	0	2	2	8	.106	-1	1-2	0	0	0	0	0	0	0	0	0
Jan 13, 2018	at Penn State	5-1	1	2	3	8	.108	+2	0-0	0	0	0	0	0	0	0	0	0
Jan 26, 2018	MICHIGAN	4-0	1	0	1	3	.114	0	0-0	1	0	0	0	0	0	0	0	0
Jan 27, 2018	MICHIGAN	5-3	0	1	1	6	.108	+1	0-0	0	0	0	0	0	0	0	0	0
Feb 02, 2018	MICHIGAN STATE	4-2	0	1	1	3	.105	+2	0-0	0	0	0	0	0	0	0	0	0
Feb 03, 2018	MICHIGAN STATE	3-6	0	0	0	0	.105	-1	1-2	0	0	0	0	0	0	0	0	0
Feb 05, 2018	at Notre Dame	1-2	0	0	0	4	.102	-1	0-0	0	0	0	0	0	0	0	0	1
Feb 10, 2018	at Notre Dame	5-1	0	0	0	3	.099	+1	0-0	0	0	0	0	0	0	0	0	0
Feb 16, 2018	at Minnesota	1-2	0	0	0	1	.098	-1	0-0	0	0	0	0	0	0	0	0	0
Feb 17, 2018	at Minnesota	1-1	0	0	0	8	.092	-1	0-0	0	0	0	0	0	0	0	0	0
Feb 23, 2018	WISCONSIN	6-2	2	0	2	2	.106	+1	0-0	1	0	0	0	0	0	0	0	1
Feb 24, 2018	WISCONSIN	4-0	0	0	0	2	.104	0	0-0	0	0	0	0	0	0	0	0	0
Mar 02, 2018	MICHIGAN STATE	6-2	1	1	2	8	.106	-1	0-0	1	0	0	0	0	0	0	0	0
Mar 03, 2018	MICHIGAN STATE	4-3	0	0	0	5	.102	0	1-2	0	0	0	0	0	0	0	0	0
Mar 10, 2018	MICHIGAN	3-2	0	1	1	3	.100	0	0-0	0	0	0	0	0	0	0	0	1
			15	27	42	150	.100	+16	6-12	5	0	2	3	0	0	0	1	8

Games played: 37
 Shots per game: 4.05 Goals per game: 0.41
 Assists per game: 0.73 Points per game: 1.14

30 SEAN ROMEO



GOALIE | r-Junior | 6-1, 175

Cary, N.C. | Maine (HE)/Youngstown (USHL)

Major: Finance

- 2018 Mike Richter Award semifinalist
- 2018 Second Team All-B1G
- 2018 Big Ten Goaltender of the Year finalist
- B1G First Star of the Week - Dec. 11, Jan. 30
- B1G Second Star of the Week - Feb. 13
- B1G Third Star of the Week - Oct. 24, Feb. 20
- 2017, 2018 Ohio State Scholar-Athlete

- Second Team All-Big Ten, Top 3 Finalist for Big Ten Goaltender of the Year
- Mike Richter Award semifinalist (first in program history)
- Started first 10 games of the year and 33 total, Top 11 in NCAA with 2.07 goals-against average and .926 save percentage; 30+ saves in 11 games; allowed 1 or fewer goals in 13 games; 5 time B1G Star of the Week
- B1G Third Star of the Week after giving up 3 total goals at Minnesota 2/16-17; 26 saves in 2-1 game one loss; had 34 stops on 35 shots through regulation/OT and then allowed just one goal in eight shootout rounds
- B1G Second Star of the Week after allowing just three goals at Notre Dame; career-high 39 in game two win (including 22 in the second period)
- B1G First Star of the Week after shutout, 1.52 goals-against average and .952 save percentage in sweep of Michigan 1/26-17; shutout (32 saves) was first in B1G play
- B1G First Star of the Week after allowing just one goal on 34 shots in each game vs. Minnesota 12/8-9
- Two wins at Michigan, allowing just 3 total goals; 31 saves on 33 shots in game one and 34 stops on 35 shots in game two (including 21 in the third period)
- Made 29 saves (including 6 in overtime) in 1-1 OT tie at UConn 11/11
- Allowed four total goals in sweep of Robert Morris, with one (pp) tally allowed in game two; 24 saves in game one
- B1G Third Star of the Week after allowing just one goal in series sweep at UMass 10/20-21; 24 saves in game one (stopping last 20 shots faced) and posted first career shutout with 23 stops in game two
- Allowed just one goal in each game vs. RPI 10/13-14, with back-to-back 1-1 OT ties
- Allowed two goals in opener at Wisconsin 10/6 for first win as a Buckeye
- Transferred to Ohio State in Fall 2016, sat out 2016-17 to satisfy NCAA transfer rules

OSU SINGLE-GAME HIGHS

Saves, Game 39 2/10/18 at Notre Dame

CAREER SINGLE-GAME HIGHS

Saves, Game 40 1/29/15 vs. Vermont*

CAREER SHUTOUTS

10/21/17 at UMass (23 saves)
1/26/18 vs. Michigan (332 saves)

CAREER STATS

	GP/GS	MIN	GA	GAA	Svs	Svpct	W-L-T
2014-15*	23/21	1262:30	64	3.04	589	.902	7-13-1
2015-16*	2/0	52:49	2	2.27	28	.933	0-0-0
2017-18	33/33	1966:48	68	2.07	845	.926	20-8-5
OSU Total	33/33	1966:48	68	2.07	845	.926	20-8-5
TOTAL	58/54	3282:07	134	2.45	1462	.916	27-21-6

*at Maine

Date	Opponent	Score	Minutes	GA	GA/Avg	Saves	Save%	W	L	T	PP	SH	EN	PN	SO
Oct 06, 2017	at Wisconsin	3-2	60:00	2	2.00	18	.900	1	0	0	0	0	0	0	1
Oct 07, 2017	at Wisconsin	2-3	59:15	3	2.52	22	.889	1	1	0	0	0	0	0	0
Oct 13, 2017	RENSSELAER	1-1	65:00	1	1.95	23	.913	1	1	1	1	0	0	0	0
Oct 14, 2017	RENSSELAER	1-1	64:40	1	1.69	22	.924	1	1	2	0	0	0	0	0
Oct 20, 2017	at Massachusetts	3-1	59:49	1	1.55	24	.932	2	1	2	0	0	0	0	0
Oct 21, 2017	at Massachusetts	3-0	60:00	0	1.30	23	.943	3	1	2	0	0	0	0	0
Oct 27, 2017	ROBERT MORRIS	5-3	60:00	3	1.54	24	.934	4	1	2	1	0	0	0	0
Oct 28, 2017	at Robert Morris	3-1	59:57	1	1.47	13	.934	5	1	2	1	0	0	0	0
Nov 03, 2017	NOTRE DAME	1-4	58:48	3	1.64	14	.924	5	2	2	0	0	0	0	0
Nov 04, 2017	NOTRE DAME	2-3	46:37	3	1.82	18	.918	5	3	2	0	0	0	0	0
Nov 11, 2017	at UConn	1-1	65:00	1	1.73	29	.924	5	3	3	0	0	0	0	0
Nov 24, 2017	at Michigan	3-2	60:00	2	1.75	31	.926	6	3	3	0	0	0	0	0
Nov 25, 2017	at Michigan	5-1	59:59	1	1.69	34	.931	7	3	3	0	0	0	0	0
Dec 01, 2017	PENN STATE	5-5	65:00	5	1.92	31	.924	7	3	4	0	0	0	0	0
Dec 02, 2017	PENN STATE	0-4	58:06	4	2.06	32	.920	7	4	4	1	0	0	0	0
Dec 08, 2017	MINNESOTA	2-1	63:31	1	1.99	33	.924	8	4	4	0	0	0	0	0
Dec 09, 2017	MINNESOTA	4-1	60:00	1	1.93	33	.928	9	4	4	0	0	0	0	0
Dec 29, 2017	NIAGARA	3-2	60:00	2	1.93	28	.928	10	4	4	1	0	0	0	0
Jan 05, 2018	at Michigan State	4-1	59:43	1	1.89	21	.929	11	4	4	0	0	0	0	0
Jan 06, 2018	at Michigan State	5-3	59:57	3	1.94	20	.927	12	4	4	1	0	0	0	0
Jan 12, 2018	at Penn State	2-5	59:03	4	2.04	31	.924	12	5	4	2	0	0	0	0
Jan 26, 2018	MICHIGAN	4-0	60:00	0	1.95	32	.928	13	5	4	0	0	0	0	0
Jan 27, 2018	MICHIGAN	5-3	59:57	3	1.99	28	.927	14	5	4	0	0	0	0	0
Feb 02, 2018	MICHIGAN STATE	4-2	59:55	2	1.99	25	.927	15	5	4	1	0	0	0	0
Feb 03, 2018	MICHIGAN STATE	3-6	34:20	5	2.15	12	.921	15	6	4	0	1	0	0	0
Feb 09, 2018	at Notre Dame	1-2	57:56	2	2.15	27	.922	15	7	4	0	0	0	0	0
Feb 10, 2018	at Notre Dame	5-1	59:59	1	2.10	39	.925	16	7	4	1	0	0	0	0
Feb 16, 2018	at Minnesota	1-2	58:52	2	2.10	26	.925	16	8	4	0	0	0	0	0
Feb 17, 2018	at Minnesota	1-1	65:00	1	2.06	34	.927	16	8	5	0	0	0	0	0
Feb 23, 2018	WISCONSIN	6-2	60:00	2	2.06	36	.928	17	8	5	0	0	0	0	0
Mar 02, 2018	MICHIGAN STATE	6-2	59:59	2	2.05	18	.927	18	8	5	0	0	0	0	0
Mar 03, 2018	MICHIGAN STATE	4-3	65:53	3	2.08	15	.925	19	8	5	1	0	0	0	0
Mar 10, 2018	MICHIGAN	3-2	60:32	2	2.07	29	.926	20	8	5	1	0	0	0	0
			1966:48	68	2.07	845	.926	20	8	5	12	2	0	1	0

16 MATTHEW WEIS



FORWARD | Senior | 5-11, 187
 Freehold, N.J. | Green Bay (USHL)
 Major: Sport Industry

- 2018 Honorable Mention All-Big Ten
- 2017-18 Hobey Baker Fan Ballot candidate (voteforhobey.com)
- NCAA Top Plays of the Week - Oct. 31
- B1G Second Star of the Week - Jan. 3
- 2017 B1G Preseason Player to Watch
- 2016, 2017 Academic All-Big Ten
- 2016, 2017, 2018 Ohio State Scholar-Athlete
- 2015 B1G All-Freshman Team

- Honorable Mention All-Big Ten selection
- Played in all 37 games, with 12-25-37 line, career highs in goals, assists and points; point in 24 games (all in last 33 games)
- 12-game point streak 12/8-2/3, had 4-15-19 line in stretch
- 8th in B1G in points; 4-18-22 line in B1G games to rank 7th among league players in points and rank 15th in assists
- Has 122 career points, ranking 8th among current NCAA players in career points
- Scored overtime gamewinner vs. Michigan in Big Ten Tournament semifinals 3/10; goal came 32 seconds into overtime
- Opened scoring in game two at Notre Dame 2/10, +2 in the win
- Four points in each game vs. Michigan State 2/2-3; 2 assists in game one, goal and an assist in game two
- 7th all-time in Big Ten with 75 points in conference games; 48 career assists ranks third all-time
- Assist in each game vs. Michigan 1/26-27
- 3 assists in series at Penn State, with 2 helpers and +2 mark in game two
- 4 points in sweep at Michigan State; 2 assists and +2 in game one, PPG and assist in game two
- B1G Second Star of the Week after 2-1-3 line vs. Niagara 12/29-30; gamewinning assist in game one and then scored twice on the PP (including gwg) in game two
- 3 assists in sweep of Minnesota 12/8-9; 2 helpers in game two, with first assist career point 100
- 3 points at Michigan 11/25, with a goal and two assists, along with +2 mark
- 2 first period goals and an assist for 2 points at UConn 11/10
- 4 points and +5 in sweep of Robert Morris 10/27-28; Gamewinning goal, 2 assists, 3 points and +3 mark in game one, assist and +2 in game two
- Assist in game one at UMass 10/20 and scored first goal of season in game two 10/21, with +3 mark
- Played in 100th career game 10/6 at Wisconsin

CAREER SINGLE-GAME HIGHS

Goals	2 (4x)	12/30/17 vs. Niagara 11/10/17 at UConn 2/20/16 at Penn State 2/27/15 vs. Penn State
Assists	3 (4x)	11/11/16 vs. UConn 10/28/16 at Niagara 2/27/16 vs. Wisconsin 10/10/14 vs. Providence
Points	4 3 (7x)	10/28/16 at Niagara 11/25/17 at Michigan 11/10/17 at UConn 10/27/17 vs. Robert Morris 2/27/16 vs. Wisconsin 2/20/16 at Penn State 11/11/15 vs. UConn 10/10/14 vs. Providence
PIM	15	1/24/15 at Michigan State
Shots	8	10/28/17 at Robert Morris
+/-	+4	10/28/16 at Niagara
Blocks	4	3/6/2015 vs. Minnesota
Multiple Pt Games	31	(23 2P, 7 3P, 1 4P)
Point Streak	12 games	- 12/8/17-2/3/18 (4g, 15a, 19p)

CAREER STATS

SEASON	GP	G	A	P	Shots	P-PIM	+/-	PP	SH	GW	BLK
2014-15	33	8	14	22	59	10-31	-2	2	0	0	23
2015-16	34	11	21	32	74	7-14	-4	4	0	2	18
2016-17	32	9	22	31	78	13-34	+8	0	0	2	19
2017-18	37	12	25	37	109	10-20	+10	5	0	3	23
TOTALS	136	40	82	122	320	40-99	+12	11	0	7	83

#16 Matthew Weis

Date	Opponent	Score	G	A	Pts	Sh	Sh%	+/-	Pen-Min	PP	SH	EN	GW	GT	Hat	UA	Blk
Oct 06, 2017	at Wisconsin	3-2	0	0	0	1	.000	-1	1-2	0	0	0	0	0	0	0	0
Oct 07, 2017	at Wisconsin	2-3	0	0	0	5	.000	-1	0-0	0	0	0	0	0	0	0	0
Oct 13, 2017	RENSSELAER	1-1	0	0	0	5	.000	0	0-0	0	0	0	0	0	0	0	0
Oct 14, 2017	RENSSELAER	1-1	0	0	0	4	.000	-1	0-0	0	0	0	0	0	0	0	0
Oct 20, 2017	at Massachusetts	3-1	0	1	1	2	.000	0	1-2	0	0	0	0	0	0	0	0
Oct 21, 2017	at Massachusetts	3-0	1	0	1	2	.053	+3	0-0	0	0	0	0	0	0	0	0
Oct 27, 2017	ROBERT MORRIS	5-3	1	2	3	2	.095	+3	0-0	0	0	0	1	0	0	0	2
Oct 28, 2017	at Robert Morris	3-1	0	1	1	8	.069	+2	1-2	0	0	0	0	0	0	0	0
Nov 03, 2017	NOTRE DAME	1-4	0	0	0	1	.067	-1	1-2	0	0	0	0	0	0	0	0
Nov 04, 2017	NOTRE DAME	2-3	0	0	0	1	.065	+1	1-2	0	0	0	0	0	0	0	1
Nov 10, 2017	at UConn	5-4	2	1	3	3	.118	0	0-0	0	0	0	0	0	0	0	1
Nov 11, 2017	at UConn	1-1	0	0	0	3	.108	-1	0-0	0	0	0	0	0	0	0	0
Nov 24, 2017	at Michigan	3-2	0	0	0	1	.105	+1	0-0	0	0	0	0	0	0	0	1
Nov 25, 2017	at Michigan	5-1	1	2	3	2	.125	+2	0-0	0	0	0	0	0	0	0	0
Dec 01, 2017	PENN STATE	5-5	0	1	1	3	.116	0	0-0	0	0	0	0	0	0	0	1
Dec 02, 2017	PENN STATE	0-4	0	0	0	3	.109	-2	0-0	0	0	0	0	0	0	0	2
Dec 08, 2017	MINNESOTA	2-1	0	1	1	1	.106	0	0-0	0	0	0	0	0	0	0	1
Dec 09, 2017	MINNESOTA	4-1	0	2	2	5	.096	+2	0-0	0	0	0	0	0	0	0	0
Dec 29, 2017	NIAGARA	3-2	0	1	1	4	.089	+1	0-0	0	0	0	0	0	0	0	0
Dec 30, 2017	NIAGARA	4-1	2	0	2	5	.115	0	0-0	2	0	0	1	0	0	0	0
Jan 05, 2018	at Michigan State	4-1	0	2	2	1	.113	+2	1-2	0	0	0	0	0	0	0	1
Jan 06, 2018	at Michigan State	5-3	1	1	2	2	.125	0	0-0	1	0	0	0	0	0	0	1
Jan 12, 2018	at Penn State	2-5	0	1	1	6	.114	-1	0-0	0	0	0	0	0	0	0	1
Jan 13, 2018	at Penn State	5-1	0	2	2	5	.107	+2	0-0	0	0	0	0	0	0	0	2
Jan 26, 2018	MICHIGAN	4-0	0	1	1	2	.104	0	1-2	0	0	0	0	0	0	0	0
Jan 27, 2018	MICHIGAN	5-3	0	1	1	1	.103	+1	0-0	0	0	0	0	0	0	0	1
Feb 02, 2018	MICHIGAN STATE	4-2	0	2	2	1	.101	+1	0-0	0	0	0	0	0	0	0	3
Feb 03, 2018	MICHIGAN STATE	3-6	1	1	2	6	.106	-1	0-0	1	0	0	0	0	0	0	0
Feb 09, 2018	at Notre Dame	1-2	0	0	0	2	.103	-1	1-2	0	0	0	0	0	0	0	1
Feb 10, 2018	at Notre Dame	5-1	1	0	1	4	.110	+2	1-2	0	0	0	0	0	0	0	0
Feb 16, 2018	at Minnesota	1-2	0	0	0	2	.108	-1	0-0	0	0	0	0	0	0	0	0
Feb 17, 2018	at Minnesota	1-1	0	0	0	2	.105	-1	0-0	0	0	0	0	0	0	0	0
Feb 23, 2018	WISCONSIN	6-2	0	1	1	1	.104	0	0-0	0	0	0	0	0	0	0	1
Feb 24, 2018	WISCONSIN	4-0	0	0	0	3	.101	0	0-0	0	0	0	0	0	0	0	2
Mar 02, 2018	MICHIGAN STATE	6-2	1	0	1	6	.105	-1	1-2	1	0	0	0	0	0	0	0
Mar 03, 2018	MICHIGAN STATE	4-3	0	1	1	2	.103	0	0-0	0	0	0	0	0	0	0	1
Mar 10, 2018	MICHIGAN	3-2	1	0	1	2	.110	0	0-0	0	0	0	1	0	0	0	0
			12	25	37	109	.110	+10	10-20	5	0	0	3	0	0	0	23

Games played: 37
 Shots per game: 2.95; Goals per game: 0.32
 Assists per game: 0.68; Points per game: 1.00

7 WYATT EGE



DEFENSE | r-Sophomore | 5-11, 174

Elk River, Minn.

Alaska Anchorage (WCHA)/Dubuque (USHL)

Major: Consumer and Family Financial Services

2017, 2018 Ohio State Scholar-Athlete

- Played in 36 games, posting 16 assists to share point lead among defensemen and rank fourth on team in assists; +16 rating is 2nd among B1G blueliners and t-3rd overall; t9th in points among B1G D; 3 2-assist games
- Enters B1G Tournament final on 5-game point streak, with 7 assists (and +8 rating) in the stretch
- Assist on overtime gamewinner vs. Michigan in B1G Tournament semifinals 3/10
- 3 assists in B1G quarterfinal series vs. Michigan State, with 2 in game two; +5 in the series (+2 in game one, +3 in game two);
- 3 assists in series vs. Wisconsin 2/23-24; 2 in game two, with +2 mark
- Assist and +2 at Notre Dame 2/10
- 2 assists vs. Michigan State 2/2 for first multiple-point game as a Buckeye
- Assist vs. Michigan 1/27
- Helper at Penn State 1/12
- Assist 1/6 at Michigan State; +3 in series, with +2 mark in game one 1/5
- +3 in series vs. Minnesota, with +2 mark in game two
- Assist 11/24 at Michigan, with +1 mark and 2 blocks
- Helper 10/28 at Robert Morris, with +2 mark
- Assist 10/21 at UMass for first point as a Buckeye
- 3 shot blocks vs. RPI 10/13, vs. Notre Dame 11/3 and vs. Niagara 12/30
- Transferred to Ohio State in Fall 2016, sat out 2016-17 to satisfy NCAA transfer rules

OHIO STATE CAREER SINGLE-GAME HIGHS

Assists	2 (3x)	3/2/18 vs. Michigan State 2/24/18 vs. Wisconsin 2/2/18 vs. Michigan State
Points	2 (3x)	3/2/18 vs. Michigan State 2/24/18 vs. Wisconsin 2/2/18 vs. Michigan State
Shots	4	3x, last 3/10/18 vs. Michigan
PIM	2	11x, last 2/2/18 vs. Michigan State
+/-	+3 (2x)	3/3/18 vs. Michigan State 1/28/18 vs. Michigan
Blocks	3	3x, last 12/30/17 vs. Niagara

CAREER STATS

SEASON	GP	G	A	P	Shots	P-PIM	+/-	PP	SH	GW	BLK
2015-16*	34	4	9	13	58	8-16	-8	2	0	1	3
2017-18	36	0	16	16	53	11-22	+16	0	0	0	32
OSU TOTAL	36	0	16	16	53	11-22	+16	0	0	0	32
TOTALS	70	4	25	29	111	19-38	+8	2	0	1	35

7 Wyatt Ege

Date	Opponent	Score	G	A	Pts	Sh	Sh%	+/-	Pen	Min	PP	SH	EN	GW	GT	Hat	UA	Blk
Oct 06, 2017	at Wisconsin	3-2	0	0	0	0	0.000	+1	0-0	0	0	0	0	0	0	0	0	0
Oct 07, 2017	at Wisconsin	2-3	0	0	0	1	0.000	0	0-0	0	0	0	0	0	0	0	0	1
Oct 13, 2017	RENNSELAER	1-1	0	0	0	3	0.000	+1	0-0	0	0	0	0	0	0	0	0	3
Oct 14, 2017	RENNSELAER	1-1	0	0	0	1	0.000	+1	1-2	0	0	0	0	0	0	0	0	0
Oct 20, 2017	at Massachusetts	3-1	0	0	0	0	0.000	0	0-0	0	0	0	0	0	0	0	0	0
Oct 21, 2017	at Massachusetts	3-0	0	1	1	1	0.000	+1	1-2	0	0	0	0	0	0	0	0	0
Oct 27, 2017	ROBERT MORRIS	5-3	0	0	0	3	0.000	-1	1-2	0	0	0	0	0	0	0	0	1
Oct 28, 2017	at Robert Morris	3-1	0	1	1	2	0.000	+2	0-0	0	0	0	0	0	0	0	0	0
Nov 03, 2017	NOTRE DAME	1-4	0	0	0	0	0.500	-1	0-0	0	0	0	0	0	0	0	0	0
Nov 04, 2017	NOTRE DAME	2-3	0	0	0	1	0.000	-1	1-2	0	0	0	0	0	0	0	0	0
Nov 10, 2017	at UConn	5-4	0	0	0	0	0.000	0	1-2	0	0	0	0	0	0	0	0	0
Nov 11, 2017	at UConn	1-1	0	0	0	0	0.000	0	1-2	0	0	0	0	0	0	0	0	2
Nov 24, 2017	at Michigan	3-2	0	1	1	4	0.000	+2	0-0	0	0	0	0	0	0	0	0	2
Nov 25, 2017	at Michigan	5-1	0	0	0	1	0.000	0	0-0	0	0	0	0	0	0	0	0	0
Dec 01, 2017	PENN STATE	5-5	0	0	0	3	0.000	-2	1-2	0	0	0	0	0	0	0	0	0
Dec 08, 2017	MINNESOTA	2-1	0	0	0	4	0.000	+1	0-0	0	0	0	0	0	0	0	0	1
Dec 09, 2017	MINNESOTA	4-1	0	0	0	2	0.000	+2	0-0	0	0	0	0	0	0	0	0	2
Dec 29, 2017	NIAGARA	3-2	0	0	0	1	0.000	+1	0-0	0	0	0	0	0	0	0	0	2
Dec 30, 2017	NIAGARA	4-1	0	0	0	0	0.000	-1	0-0	0	0	0	0	0	0	0	0	3
Jan 05, 2018	at Michigan State	4-1	0	0	0	1	0.000	+2	0-0	0	0	0	0	0	0	0	0	0
Jan 06, 2018	at Michigan State	5-3	0	1	1	2	0.000	+1	1-2	0	0	0	0	0	0	0	0	0
Jan 12, 2018	at Penn State	2-5	0	1	1	0	0.000	-2	1-2	0	0	0	0	0	0	0	0	0
Jan 13, 2018	at Penn State	5-1	0	0	0	0	0.000	0	1-2	0	0	0	0	0	0	0	0	1
Jan 26, 2018	MICHIGAN	4-0	0	0	0	1	0.000	0	0-0	0	0	0	0	0	0	0	0	0
Jan 27, 2018	MICHIGAN	5-3	0	1	1	0	0.000	+3	0-0	0	0	0	0	0	0	0	0	0
Feb 02, 2018	MICHIGAN STATE	4-2	0	2	2	1	0.000	0	0-0	0	0	0	0	0	0	0	0	1
Feb 03, 2018	MICHIGAN STATE	3-6	0	0	0	1	0.000	-1	1-2	0	0	0	0	0	0	0	0	1
Feb 09, 2018	at Notre Dame	1-2	0	0	0	2	0.000	-1	0-0	0	0	0	0	0	0	0	0	0
Feb 10, 2018	at Notre Dame	5-1	0	1	1	4	0.000	+2	0-0	0	0	0	0	0	0	0	0	2
Feb 16, 2018	at Minnesota	1-2	0	0	0	0	0.000	0	0-0	0	0	0	0	0	0	0	0	0
Feb 17, 2018	at Minnesota	1-1	0	0	0	3	0.000	0	0-0	0	0	0	0	0	0	0	0	1
Feb 23, 2018	WISCONSIN	6-2	0	1	1	1	0.000	0	0-0	0	0	0	0	0	0	0	0	1
Feb 24, 2018	WISCONSIN	4-0	0	2	2	3	0.000	+2	0-0	0	0	0	0	0	0	0	0	2
Mar 02, 2018	MICHIGAN STATE	6-2	0	2	2	1	0.000	+2	0-0	0	0	0	0	0	0	0	0	0
Mar 03, 2018	MICHIGAN STATE	4-3	0	1	1	4	0.000	+3	0-0	0	0	0	0	0	0	0	0	1
Mar 10, 2018	MICHIGAN	3-2	0	1	1	4	0.000	+1	0-0	0	0	0	0	0	0	0	0	0
Totals			0	16	16	53	0.000	+16	11-22	0	0	0	0	0	0	0	0	32

Games played: 36
Shots per game: 1.47; Goals per game: 0.00
Assists per game: 0.44; Points per game: 0.44

21 EUGENE FADYEV



FORWARD | Freshman | 5-11, 170

Kiev, Ukraine

Madison Capitols (USHL)

Major: Business Administration

NCAA No. 1 Play of the Week - Oct. 31

- Goal vs. Robert Morris 10/27 was NCAA No. 1 Play of the Week
- Made Ohio State debut 10/14 vs. RPI
- Scored first goal as a Buckeye 10/27 vs. Robert Morris, +1 in game two vs. the Colonials

OHIO STATE CAREER SINGLE-GAME HIGHS

Goals	1	10/27/17 vs. Robert Morris
Points	1	10/27/17 vs. Robert Morris
Shots	2	10/27/17 vs. Robert Morris
+/-	+1	10/28/17 at Robert Morris

CAREER STATS

SEASON	GP	G	A	P	Shots	P-PIM	+/-	PP	SH	GW	BLK
2017-18	5	1	0	1	3	0-0	0	0	0	0	0
TOTAL	5	1	0	1	3	0-0	0	0	0	0	0

#21 Eugene Fadyev

Date	Opponent	Score	G	A	Pts	Sh	Sh%	+/-	Pen	Min	PP	SH	EN	GW	GT	Hat	UA	Blk
Oct 14, 2017	RENNSELAER	1-1	0	0	0	0	0.000	0	0-0	0	0	0	0	0	0	0	0	0
Oct 27, 2017	ROBERT MORRIS	5-3	1	0	1	2	0.500	0	0-0	0	0	0	0	0	0	0	0	0
Oct 28, 2017	at Robert Morris	3-1	0	0	0	0	0.500	+1	0-0	0	0	0	0	0	0	0	0	0
Nov 03, 2017	NOTRE DAME	1-4	0	0	0	0	0.500	-1	0-0	0	0	0	0	0	0	0	0	0
Nov 11, 2017	at UConn	1-1	0	0	0	1	0.333	0	0-0	0	0	0	0	0	0	0	0	0
Totals			1	0	1	3	0.333	0	0-0	0	0	0	0	0	0	0	0	0

Games played: 5
Shots per game: 0.60; Goals per game: 0.20
Assists per game: 0.00; Points per game: 0.20

15 FREDDY GERARD



FORWARD | Junior | 5-11, 171
 Rocky River, Ohio | Madison (USHL)
 Major: Communication

- 2017 Academic All-B1G
- 2016, 2017, 2018 Ohio State Scholar-Athlete
- 2017 Big Ten Distinguished Scholar

- Career-high 11 goals, 11 assists and 22 points while playing in 36 games; Point in 4 of last 7 games; t-6th in B1G with +14 rating; 3 gamewinning goals
- Finished conference play t-10th in B1G with 20 points and t-6th with 10 goals in B1G games only
- Scored overtime gamewinner vs. Michigan State in B1G quarterfinals 3/3
- 2 assists and +2 mark vs. Wisconsin 2/23
- Assist in each game at Minnesota 2/16-17
- Goal and +2 vs. Michigan State 2/2
- Scored twice vs. Michigan 1/27, +2 in the game
- 2 goals, assist, 3 points at Penn State 1/13; 1st goal came on PP and was GWG
- Assist and +2 in game one at MSU 1/5, Goal in game two 1/6
- Helper on GWG with 6.3 seconds left vs. Niagara 12/29
- Goal and an assist vs. Penn State 12/1
- 2 goals (first career multi-goal game) 11/24 at Michigan, including unassisted gamewinner; +3 in road series
- 2 assists in season opener at Wisconsin 10/6 and had a goal and an assist at Wisconsin 10/7

CAREER SINGLE-GAME HIGHS

Goals 2 (3x) 1/27/18 vs. Michigan
1/13/18 at Penn State
11/24/17 at Michigan

Assists 2 (2x) 2/23/18 vs. Wisconsin
10/6/17 at Wisconsin
1/9/16 at Wisconsin

Points 3 (2x) 1/13/18 at Penn State
1/9/16 at Wisconsin

Shots 6 2x, last 12/1/17 vs. Penn State

PIM 2 3x, last 2/2/18 vs. Michigan State

+/- +4 2/20/16 at Penn State

Blocks 1 12x, last 2/23/18 vs. Wisconsin

Multipoint Games 7 (6 2p, 2 3p)

CAREER STATS

SEASON	GP	G	A	P	Shots	P-PIM	+/-	PP	SH	GW	BLK
2015-16	25	4	8	12	49	0-0	+7	0	0	0	2
2016-17	17	0	2	2	18	1-2	-6	0	0	0	2
2017-18	36	11	11	22	84	2-4	+14	1	0	3	8
TOTALS	78	15	21	36	151	3-6	+15	1	0	3	12

#15 Freddy Gerard

Date	Opponent	Score	G	A	Pts	Sh	Sh%	+/-	Pen-Min	PP	SH	EN	GW	GT	Hat	UA	Blk
Oct 06, 2017	at Wisconsin	3-2	0	2	2	1	.000	+2	0-0	0	0	0	0	0	0	0	0
Oct 07, 2017	at Wisconsin	2-3	1	1	2	1	.500	+1	0-0	0	0	0	0	0	0	0	0
Oct 13, 2017	RENSSELAER	1-1	0	0	0	3	.200	0	0-0	0	0	0	0	0	0	0	0
Oct 14, 2017	RENSSELAER	1-1	0	0	0	0	.200	0	0-0	0	0	0	0	0	0	0	0
Oct 20, 2017	at Massachusetts	3-1	0	0	0	4	.111	0	0-0	0	0	0	0	0	0	0	0
Oct 21, 2017	at Massachusetts	3-0	0	0	0	1	.100	0	0-0	0	0	0	0	0	0	0	0
Oct 27, 2017	ROBERT MORRIS	5-3	0	0	0	2	.083	0	0-0	0	0	0	0	0	0	0	0
Oct 28, 2017	at Robert Morris	3-1	0	0	0	4	.062	0	0-0	0	0	0	0	0	0	0	0
Nov 03, 2017	NOTRE DAME	1-4	2	0	2	2	.068	+2	0-0	0	0	0	0	0	0	0	0
Nov 04, 2017	NOTRE DAME	2-3	0	0	0	1	.053	-1	0-0	0	0	0	0	0	0	0	0
Nov 10, 2017	at UConn	5-4	0	0	0	1	.050	-1	1-2	0	0	0	0	0	0	0	1
Nov 24, 2017	at Michigan	3-2	2	2	2	6	.115	+2	0-0	0	0	0	1	0	0	0	0
Nov 25, 2017	at Michigan	5-1	0	0	0	4	.100	-1	0-0	0	0	0	0	0	0	0	0
Dec 01, 2017	PENN STATE	5-5	1	1	2	6	.111	+1	0-0	0	0	0	0	0	0	0	0
Dec 02, 2017	PENN STATE	0-4	0	0	0	1	.108	-1	0-0	0	0	0	0	0	0	0	0
Dec 08, 2017	MINNESOTA	2-1	0	0	0	1	.105	0	0-0	0	0	0	0	0	0	0	0
Dec 09, 2017	MINNESOTA	4-1	0	0	0	3	.098	0	0-0	0	0	0	0	0	0	0	0
Dec 29, 2017	NIAGARA	3-2	0	1	1	4	.089	+1	0-0	0	0	0	0	0	0	0	0
Dec 30, 2017	NIAGARA	4-1	0	0	0	2	.095	0	0-0	0	0	0	0	0	0	0	0
Jan 05, 2018	at Michigan State	4-1	0	1	1	0	.085	+2	0-0	0	0	0	0	0	0	0	0
Jan 06, 2018	at Michigan State	5-3	1	0	1	1	.104	0	0-0	0	0	0	0	0	0	0	0
Jan 12, 2018	at Penn State	2-5	0	0	0	5	.094	0	0-0	0	0	0	0	0	0	0	0
Jan 13, 2018	at Penn State	5-1	2	1	3	5	.121	+2	0-0	1	0	1	1	0	0	0	0
Jan 26, 2018	MICHIGAN	4-0	0	0	0	0	.121	0	0-0	0	0	0	0	0	0	0	0
Jan 27, 2018	MICHIGAN	5-3	2	0	2	4	.145	+2	0-0	0	0	0	0	0	0	0	0
Feb 02, 2018	MICHIGAN STATE	4-2	1	0	1	2	.156	+2	1-2	0	0	0	0	0	0	0	0
Feb 03, 2018	MICHIGAN STATE	3-6	0	0	0	1	.154	0	0-0	0	0	0	0	0	0	0	0
Feb 09, 2018	at Notre Dame	1-2	0	0	0	3	.147	-1	0-0	0	0	0	0	0	0	0	0
Feb 10, 2018	at Notre Dame	5-1	0	0	0	2	.143	-1	0-0	0	0	0	0	0	0	0	0
Feb 16, 2018	at Minnesota	1-2	0	1	1	4	.135	-1	0-0	0	0	0	0	0	0	0	0
Feb 17, 2018	at Minnesota	1-1	0	1	1	2	.132	+1	0-0	0	0	0	0	0	0	0	0
Feb 23, 2018	WISCONSIN	6-2	0	2	2	1	.130	+2	0-0	0	0	0	0	0	0	0	0
Feb 24, 2018	WISCONSIN	4-0	0	0	0	1	.128	0	0-0	0	0	0	0	0	0	0	0
Mar 02, 2018	MICHIGAN STATE	6-2	0	0	0	2	.125	-1	0-0	0	0	0	0	0	0	0	0
Mar 03, 2018	MICHIGAN STATE	4-3	1	0	1	3	.133	0	0-0	0	0	0	1	0	0	0	0
Mar 10, 2018	MICHIGAN	3-2	0	0	0	1	.131	0	0-0	0	0	0	0	0	0	0	0
Totals			11	11	22	84	.131	+14	2-4	1	0	1	3	0	0	2	8

Games played: 36
 Shots per game: 2.33; Goals per game: 0.31
 Assists per game: 0.31; Points per game: 0.51

40 RONNIE HEIN



FORWARD | Sophomore | 6-0, 188
 Chelsea, Mich. | Waterloo (USHL)
 Major: Mgmt. and Industry Exploration

2017, 2018 Ohio State Scholar-Athlete

- Made season debut in series at UConn 11/10-11 after missing first 10 games with injury (had last played 2/3 at Michigan); Has played in 23 games, with 4 goals, 6 assists and 10 points; Missed B1G quarterfinal and semifinal games with injury
- 3 points in series with Michigan State 2/2-3; Power play goal in each game and added an assist in game two
- Scored against Michigan 1/27
- Assist at Penn State 1/13
- Power play goal at Michigan State 1/5
- 3 assists (all first assists) vs. Niagara 12/30
- Picked up first point of the year 11/24 at Michigan with a power play assist

CAREER SINGLE-GAME HIGHS

Goals 2 10/29/16 at Niagara

Assists 3 (2x) 12/30/17 vs. Niagara
10/22/16 vs. Bowling Green

Points 3 12/30/17 vs. Niagara
10/22/16 vs. Bowling Green

Shots 5 2x, last 10/29/16 at Niagara

PIM 2 11x, last 1/27/18 vs. Michigan

+/- +2 2x, last 10/28/16 at Niagara

Blocks 1 11x, last 2/2/18 vs. Michigan State

Multiple Pt. Games 5 (3 2P, 2 3P)

CAREER STATS

SEASON	GP	G	A	P	Shots	P-PIM	+/-	PP	SH	GW	BLK
2016-17	16	5	6	11	34	3-6	+3	1	0	1	4
2017-18	23	4	6	10	40	8-16	-9	3	0	0	7
TOTALS	39	9	12	21	74	11-22	-6	4	0	1	11

#40 Ronnie Hein

Date	Opponent	Score	G	A	Pts	Sh	Sh%	+/-	Pen-Min	PP	SH	EN	GW	GT	Hat	UA	Blk
Nov 10, 2017	at UConn	5-4	0	0	0	0	.000	-1	1-2	0	0	0	0	0	0	0	0
Nov 11, 2017	at UConn	1-1	0	0	0	1	.000	0	0-0	0	0	0	0	0	0	0	0
Nov 24, 2017	at Michigan	3-2	0	1	1	4	.000	-1	0-0	0	0	0	0	0	0	0	0
Nov 25, 2017	at Michigan	5-1	0	0	0	1	.000	0	1-2	0	0	0	0	0	0	0	1
Dec 01, 2017	PENN STATE	5-5	0	0	0	1	.000	-1	0-0	0	0	0	0	0	0	0	0
Dec 08, 2017	MINNESOTA	2-1	0	0	0	3	.000	0	1-2	0	0	0	0	0	0	0	0
Dec 09, 2017	MINNESOTA	4-1	0	0	0	1	.000	0	1-2	0	0	0	0	0	0	0	0
Dec 29, 2017	NIAGARA	3-2	0	0	0	2	.000	0	0-0	0	0	0	0	0	0	0	0
Dec 30, 2017	NIAGARA	4-1	0	3	3	1	.000	+1	0-0	0	0	0	0	0	0	0	0
Jan 05, 2018	at Michigan State	4-1	1	0	1	2	.062	0	1-2	1	0	0	0	0	0	0	0
Jan 06, 2018	at Michigan State	5-3	0	0	0	1	.059	0	1-2	0	0	0	0	0	0	0	0
Jan 12, 2018	at Penn State	2-5	0	0	0	4	.048	-1	0-0	0	0	0	0	0	0	0	0
Jan 13, 2018	at Penn State	5-1	0	1	1	3	.042	-1	1-2	0	0	0	0	0	0	0	0
Jan 26, 2018	MICHIGAN	4-0	0	0	1	0	.040	+1	0-0	0	0	0	0	0	0	0	1
Jan 27, 2018	MICHIGAN	5-3	1	0	1	4	.059	0	1-2	0	0	0	0	0	0	0	0
Feb 02, 2018	MICHIGAN STATE	4-2	1	0	1	2	.097	-1	0-0	1	0	0	0	0	0	0	1
Feb 03, 2018	MICHIGAN STATE	3-6	1	1	2	3	.118	-3	0-0	1	0	0	0	0	0	0	0
Feb 09, 2018	at Notre Dame	1-2	0	0	0	1	.114	0	0-0	0	0	0	0	0	0	0	0
Feb 10, 2018	at Notre Dame	5-1	0	0	0	0	.114	0	0-0	0	0	0	0	0	0	0	0
Feb 16, 2018	at Minnesota	1-2	0	0	2	1	.083	0	0-0	0	0	0	0	0	0	0	0
Feb 17, 2018	at Minnesota	1-1	0	0	0	1	.105	0	0-0	0	0	0	0	0	0	0	0
Feb 23, 2018	WISCONSIN	6-2	0	0	0	2	.100	-2	0-0	0	0	0	0	0	0	0	0
Feb 24, 2018	WISCONSIN	4-0	0	0	0	0	.100	0	0-0	0	0	0	0	0	0	0	0
			4	6	10	40	.100	-9	8-16	3	0	0	0	0	0	0	7

Games played: 23
 Shots per game: 1.74; Goals per game: 0.17
 Assists per game: 0.26; Points per game: 0.43

25 BRENDON KEARNEY



FORWARD | Junior | 6-0, 201

Northville, Mich. | Chicago (USHL)

Major: Finance

2017 Academic All-B1G
2016, 2017, 2018 Ohio State Scholar-Athlete

- Played in all 37 games, with 4 goals and 12 assists for 16 points; career highs in assists and points, matches career best for goals; 22 shot blocks; 10th in B1G with +13 mark
- 3-game point streak ended in B1G semifinal, with goal, five assists and six points in stretch, along with +6 mark
- 3 points vs. Michigan State in B1G quarterfinals 3/2-3, with 2 assists in game one and helper in game two; +2 in each game
- 3 points in series vs. Wisconsin 2/23-24; Goal and +2 in game one and 2 assists and +2 mark in game two
- 3 shot blocks at Minnesota 2/17
- Goal and an assist at Notre Dame 2/10, with career-best +3 mark
- Scored vs. Michigan 1/27
- Helper at Michigan State 1/6, with +2 rating, and vs. Michigan State 2/2
- Assist vs. Niagara 12/29, +1 in each game vs. the Purple Eagles 12/29-30
- Goal and an assist vs. Penn State 12/1, with 2 shot blocks
- Helper at UMass 10/20 and at Michigan 11/25

CAREER SINGLE-GAME HIGHS

Table with 4 columns: Stat, Value, Game, Opponent. Rows include Goals (1 vs Wisconsin), Assists (2 vs Penn State), Points (2 vs Wisconsin), Shots (5 vs Notre Dame), +/- (+3 vs Notre Dame), PIM (17 vs Michigan), Blocks (3 vs Wisconsin), Point Streak (4 games vs Michigan).

CAREER STATS

Table with 12 columns: SEASON, GP, G, A, P, Shots, P-PIM, +/-, PP, SH, GW, BLK. Rows for 2015-16, 2016-17, 2017-18, and TOTALS.

Detailed game log for Brendon Kearney with columns: Date, Opponent, Score, G, A, Pts, Sh, SH%, +/-, Pen, PP, SH, EN, GW, GT, Hat, UA, Blk.

Games played: 37
Shots per game: 1.22; Goals per game: 0.11
Assists per game: 0.32; Points per game: 0.43

18 CHRISTIAN LAMPASSO



FORWARD | Senior | 5-10, 177

Amherst, N.Y. | Lincoln (USHL)

Major: Industrial & Systems Engineering

2018 Big Ten Sportsmanship Award
2017 Bucks Go Pro Intern
2016, 2017 Academic All-B1G
2015, 2016, 2017, 2018 Ohio State Scholar-Athlete

- Career-high 10 goals (previous best was 2 and had 4 career goals entering season) while playing in 34 games, with 2 gamewinners and 2 on the power play, also has 3 assists for 13 points; Had 8 points (2g, 6a) in last two seasons combined
- Power play goal in final seconds vs. Michigan State 3/2
- 3 goals and 4 points vs. Wisconsin 2/23-24; Goal and an assist in game one and 2 goals in game two; +2 in each game
- Assist and 3 shot blocks at Notre Dame 2/10
- Scored overtime gamewinner vs. Minnesota 12/8
- Goal and an assist 12/1 vs. Penn State (second straight 2-point outing)
- Scored twice at Michigan 11/25, including a PPG with .8 left in the 3rd
- Notched gamewinner at UConn 11/11
- Scored gametying goal vs. RPI 10/14, +1 in the game
- Played in career game No. 100 1/13 at Penn State

CAREER SINGLE-GAME HIGHS

Table with 4 columns: Stat, Value, Game, Opponent. Rows include Goals (2 vs Wisconsin), Assists (2 vs Michigan), Points (3 vs Penn State), Shots (6 vs Minnesota), PIM (15 vs UConn), +/- (+3 vs Penn State), Blocks (3 vs Notre Dame), Multiple Pt Games (8 vs Penn State), Point Streak (6 games vs Michigan).

CAREER STATS

Table with 12 columns: SEASON, GP, G, A, P, Shots, P-PIM, +/-, PP, SH, GW, BLK. Rows for 2014-15, 2015-16, 2016-17, 2017-18, and TOTALS.

#18 Christian Lampasso

Detailed game log for Christian Lampasso with columns: Date, Opponent, Score, G, A, Pts, Sh, SH%, +/-, Pen, PP, SH, EN, GW, GT, Hat, UA, Blk.

Games played: 34
Shots per game: 1.24; Goals per game: 0.29

37 TOMMY NAPIER



GOALIE | Freshman | 6-3, 220
 St. Louis, Mo. | Omaha (USHL)
 Major: Business Administration

*2018 B1G All-Freshman Team
 B1G First Star of the Week - 2/27
 2018 Ohio State Scholar-Athlete*

- Earned B1G All-Freshman Team accolades
- 4 starts and 6 appearances, with 4-0-0 record, 1.33 gaa and .956 sv%
- Named B1G First Star of the Week after 31 saves for first career shutout vs. Wisconsin 2/24
- Stopped all 6 shots faced in relief vs. Michigan State 2/3
- Made 30 saves on 31 shots in win at Penn State 1/13 (first B1G win)
- Stopped 27-of-28 shots in win vs. Niagara 12/30
- Made 35 saves at UConn 11/10 in first start, marking first collegiate win
- Played in relief vs. Notre Dame 11/4 for first collegiate action

CAREER SINGLE-GAME HIGHS

Saves, Game 35 11/10/17 at UConn

CAREER SHUTOUTS

2/24/18 vs. Wisconsin (31 saves)

CAREER STATS

	GP/GS	MIN	GA	GAA	Svs	Svpct	W-L-T
2017-18	6/4	270:20	6	1.33	131	.956	4-0-0
TOTAL	6/4	270:20	6	1.33	131	.956	4-0-0

6 TOMMY PARRAN



DEFENSE | Junior | 5-11, 186
 Shaker Heights, Ohio | Youngstown (USHL)
 Major: Biology

*2017 Academic All-B1G
 2017, 2018 Ohio State Scholar-Athlete*

- Has skated in 24 games, with 3 assists
- Assist vs. Michigan State 3/2 in Big Ten Tournament quarterfinals
- Helper and +2 mark vs. Michigan 1/26; blocked 4 shots in game two 1/27
- +2 at Penn State 1/13
- Assist vs. Minnesota 12/9, with +1 mark
- +3 in series at UMass 10/20-21, with +2 mark in game two

CAREER SINGLE-GAME HIGHS

Goals 2 10/28/16 at Niagara
 Assists 2 (4x) 3/16/17 vs. Michigan State
 10/29/16 at Niagara
 2/26/16 vs. Wisconsin
 3/4/16 at Michigan
 Points 3 10/28/16 at Niagara (2G/1A)
 Shots 3 3x, last 2/10/18 at Notre Dame
 PIM 15 11/28/15 at Omaha
 +/- +3 10/28/16 at Niagara
 2/20/16 at Penn State
 Blocks 6 12/3/16 at Minnesota
 Multiple Pt Games 4 (3 2P, 1 3P)
 Pt Streak 6 gms 2/20/16-3/11/16 (1g, 7a, 8p)

CAREER STATS

SEASON	GP	G	A	P	Shots	P-PIM	+/-	PP	SH	GW	BLK
2015-16	33	2	8	10	20	13-37	+2	0	0	0	32
2016-17	26	4	6	10	24	7-14	+2	0	0	1	45
2017-18	24	0	3	3	16	4-8	-2	0	0	0	16
TOTALS	83	6	17	23	60	24-59	+2	0	0	1	93

#6 Tommy Parran

Date	Opponent	Score	G	A	Pts	Sh	Sh%	+/-	Pen-Min	PP	SH	EN	GW	GT	Hat	UA	Blk
Oct 06, 2017	at Wisconsin	3-2	0	0	0	0	.000	0	0-0	0	0	0	0	0	0	0	0
Oct 07, 2017	at Wisconsin	2-3	0	0	0	0	.000	-1	0-0	0	0	0	0	0	0	0	0
Oct 13, 2017	RENSELAER	1-1	0	0	0	1	.000	0	1-2	0	0	0	0	0	0	0	1
Oct 14, 2017	RENSELAER	1-1	0	0	0	0	.000	-1	0-0	0	0	0	0	0	0	0	1
Oct 20, 2017	at Massachusetts	3-1	0	0	0	0	.000	+1	0-0	0	0	0	0	0	0	0	1
Oct 21, 2017	at Massachusetts	3-0	0	0	0	3	.000	+2	0-0	0	0	0	0	0	0	0	0
Oct 27, 2017	ROBERT MORRIS	5-3	0	0	0	1	.000	0	0-0	0	0	0	0	0	0	0	2
Nov 03, 2017	NOTRE DAME	1-4	0	0	0	1	.000	0	0-0	0	0	0	0	0	0	0	0
Nov 10, 2017	at UConn	5-4	0	0	0	0	.000	0	0-0	0	0	0	0	0	0	0	0
Nov 11, 2017	at UConn	1-1	0	0	0	0	.000	0	0-0	0	0	0	0	0	0	0	0
Dec 02, 2017	PENN STATE	0-4	0	0	0	1	.000	-2	0-0	0	0	0	0	0	0	0	1
Dec 09, 2017	MINNESOTA	4-1	0	1	1	0	.000	+1	0-0	0	0	0	0	0	0	0	1
Jan 06, 2018	at Michigan State	5-3	0	0	0	0	.000	0	0-0	0	0	0	0	0	0	0	0
Jan 12, 2018	at Penn State	2-5	0	0	0	1	.000	-2	0-0	0	0	0	0	0	0	0	0
Jan 13, 2018	at Penn State	5-1	0	0	0	0	.000	+2	0-0	0	0	0	0	0	0	0	0
Jan 26, 2018	MICHIGAN	4-0	0	1	1	1	.000	+2	0-0	0	0	0	0	0	0	0	1
Jan 27, 2018	MICHIGAN	5-3	0	0	0	0	.000	0	1-2	0	0	0	0	0	0	0	4
Feb 02, 2018	MICHIGAN STATE	4-2	0	0	0	0	.000	0	0-0	0	0	0	0	0	0	0	0
Feb 03, 2018	MICHIGAN STATE	3-6	0	0	0	1	.000	-3	0-0	0	0	0	0	0	0	0	0
Feb 09, 2018	at Notre Dame	1-2	0	0	0	0	.000	0	0-0	0	0	0	0	0	0	0	1
Feb 10, 2018	at Notre Dame	5-1	0	0	0	3	.000	+1	1-2	0	0	0	0	0	0	0	0
Mar 02, 2018	MICHIGAN STATE	6-2	0	1	1	1	.000	-1	-2	0	0	0	0	0	0	0	2
Mar 03, 2018	MICHIGAN STATE	4-3	0	0	0	2	.000	-1	0-0	0	0	0	0	0	0	0	1
Mar 10, 2018	MICHIGAN	3-2	0	0	0	0	.000	0	0-0	0	0	0	0	0	0	0	0
Totals			0	3	3	16	.000	-2	4-8	0	0	0	0	0	0	0	16

Games played: 24
 Shots per game: 0.67; Goals per game: 0.00
 Assists per game: 0.12; Points per game: 0.12

Assists per game: 0.00; Points per game: 0.00

Date	Opponent	Score	Minutes	GA	GA/Avg	Saves	Save%	W	L	T	PP	SH	EN	PN	SQ
Nov 04, 2017	NOTRE DAME	2-3	7:59	0	0.00	2	1.000	0	0	0	0	0	0	0	0
Nov 10, 2017	at UConn	5-4	60:00	4	3.53	35	.902	1	0	0	1	0	0	0	0
Dec 30, 2017	NIAGARA	4-1	59:56	1	2.35	27	.928	2	0	0	0	0	0	0	0
Jan 13, 2018	at Penn State	5-1	60:00	1	1.92	30	.940	3	0	0	0	0	0	0	0
Feb 03, 2018	MICHIGAN STATE	3-6	22:38	0	1.71	6	.943	3	0	0	0	0	0	0	0
Feb 24, 2018	WISCONSIN	4-0	59:47	0	1.33	31	.956	4	0	0	0	0	0	0	0
Totals			270:20	6	1.33	131	.956	4	0	0	1	0	0	0	0

14 AUSTIN POOLEY



FORWARD | Freshman | 6-2, 210
 Dublin, Ohio | Youngstown (USHL)
 Major: Business Administration

2018 Ohio State Scholar-Athlete

- Played in all 37 games, with 2 goals and 3 assists for 5 points
- Assist and +1 vs. Michigan State 3/2 in BIG Tournament quarterfinals
- Unassisted goal in final second at Penn State 1/13
- 2 assists vs. Penn State 12/1; first career helpers and multiple point game
- Scored first goal as a Buckeye 10/27 vs. Robert Morris, +1 in the win
- Made Ohio State debut 10/6 at Wisconsin

23 MICHAEL ROUNDS



DEFENSE | Freshman | 6-1, 180
 Mt. Pleasant, Mich. | Des Moines (USHL)
 Major: Mgmt and Industry Exploration

2018 Ohio State Scholar-Athlete

- Skated in 5 games, with 2 assists
- Saw action vs. Niagara 12/30 and had an assist and +2 mark
- Played in first game 10/28 at Robert Morris, picking up an assist and posting +1 mark

CAREER SINGLE-GAME HIGHS

Goals	1	2x, last 1/13/18 at Penn State
Assists	2	12/1/17 vs. Penn State
Points	2	12/1/17 vs. Penn State
Shots	4	11/24/17 at Michigan
+/-	+1	7x, last 3/2/18 vs. Michigan State
PIM	2	3x, last 3/10/18 vs. Michigan
Blocks	2	12/8/17 vs. Minnesota

CAREER STATS

SEASON	GP	G	A	P	Shots	P-PIM	+/-	PP	SH	GW	BLK
2017-18	37	2	3	5	27	3-6	0	0	0	0	9
TOTALS	37	2	3	5	27	3-6	0	0	0	0	9

CAREER SINGLE-GAME HIGHS

Assists	1	2x, last 12/30/17 vs. Niagara
Points	1	2x, last 12/30/17 vs. Niagara
Shots	2	2x, last 1/5/18 at Michigan State
+/-	+2	12/30/17 vs. Niagara
Blocks	2	2x, last 12/30/17 vs. Niagara

CAREER STATS

SEASON	GP	G	A	P	Shots	P-PIM	+/-	PP	SH	GW	BLK
2017-18	5	0	2	2	4	0-0	+1	0	0	0	5
TOTALS	5	0	2	2	4	0-0	+1	0	0	0	5

#14 Austin Pooley

Date	Opponent	Score	G	A	Pts	Sh	Sh%	+/-	Pen-Min	PP	SH	EN	GW	GT	Hat	UA	Blk
Oct 06, 2017	at Wisconsin	3-2	0	0	0	0	.000	0	0-0	0	0	0	0	0	0	0	0
Oct 07, 2017	at Wisconsin	2-3	0	0	0	0	.000	0	0-0	0	0	0	0	0	0	0	0
Oct 13, 2017	RENSSELAER	1-1	0	0	0	0	.000	0	0-0	0	0	0	0	0	0	0	0
Oct 14, 2017	RENSSELAER	1-1	0	0	0	0	.000	0	0-0	0	0	0	0	0	0	0	0
Oct 20, 2017	at Massachusetts	3-1	0	0	0	0	.000	0	0-0	0	0	0	0	0	0	0	1
Oct 21, 2017	at Massachusetts	3-0	0	0	0	1	.000	0	0-0	0	0	0	0	0	0	0	0
Oct 27, 2017	ROBERT MORRIS	5-3	1	0	1	3	.250	+1	0-0	0	0	0	0	0	0	0	0
Oct 28, 2017	at Robert Morris	3-1	0	0	0	1	.200	0	0-0	0	0	0	0	0	0	0	0
Nov 03, 2017	NOTRE DAME	1-4	0	0	0	0	.200	0	0-0	0	0	0	0	0	0	0	0
Nov 04, 2017	NOTRE DAME	2-3	0	0	0	1	.167	0	0-0	0	0	0	0	0	0	0	0
Nov 10, 2017	at UConn	5-4	0	0	0	0	.167	0	0-0	0	0	0	0	0	0	0	0
Nov 11, 2017	at UConn	1-1	0	0	0	0	.167	0	0-0	0	0	0	0	0	0	0	0
Nov 24, 2017	at Michigan	3-2	0	0	0	4	.100	0	0-0	0	0	0	0	0	0	0	0
Nov 25, 2017	at Michigan	5-1	0	0	0	0	.100	+1	0-0	0	0	0	0	0	0	0	1
Dec 01, 2017	PENN STATE	5-5	0	2	2	2	.063	0	0-0	0	0	0	0	0	0	0	1
Dec 02, 2017	PENN STATE	0-4	0	0	0	1	.077	-1	1-2	0	0	0	0	0	0	0	1
Dec 08, 2017	MINNESOTA	2-1	0	0	0	1	.071	0	1-2	0	0	0	0	0	0	0	2
Dec 09, 2017	MINNESOTA	4-1	0	0	0	0	.071	0	0-0	0	0	0	0	0	0	0	0
Dec 29, 2017	NIAGARA	3-2	0	0	0	1	.067	+1	0-0	0	0	0	0	0	0	0	1
Dec 30, 2017	NIAGARA	4-1	0	0	0	2	.059	-1	0-0	0	0	0	0	0	0	0	1
Jan 05, 2018	at Michigan State	4-1	0	0	0	1	.056	0	0-0	0	0	0	0	0	0	0	0
Jan 06, 2018	at Michigan State	5-3	0	0	0	0	.056	-1	0-0	0	0	0	0	0	0	0	0
Jan 12, 2018	at Penn State	2-5	0	0	0	2	.050	-1	0-0	0	0	0	0	0	0	0	0
Jan 13, 2018	at Penn State	5-1	1	0	1	2	.091	+1	0-0	0	0	0	0	0	0	1	0
Jan 26, 2018	MICHIGAN	4-0	0	0	0	0	.091	0	0-0	0	0	0	0	0	0	0	0
Jan 27, 2018	MICHIGAN	4-1	0	0	0	1	.087	-1	0-0	0	0	0	0	0	0	0	0
Feb 02, 2018	MICHIGAN STATE	4-2	0	0	0	0	.087	0	0-0	0	0	0	0	0	0	0	0
Feb 03, 2018	MICHIGAN STATE	3-6	0	0	0	0	.087	-2	0-0	0	0	0	0	0	0	0	0
Feb 09, 2018	at Notre Dame	1-2	0	0	0	2	.080	0	0-0	0	0	0	0	0	0	0	0
Feb 10, 2018	at Notre Dame	5-1	0	0	0	1	.077	+1	0-0	0	0	0	0	0	0	0	0
Feb 16, 2018	at Minnesota	1-2	0	0	0	0	.077	0	0-0	0	0	0	0	0	0	0	0
Feb 17, 2018	at Minnesota	1-1	0	0	0	0	.077	0	0-0	0	0	0	0	0	0	0	0
Feb 23, 2018	WISCONSIN	6-2	0	0	0	0	.077	+1	0-0	0	0	0	0	0	0	0	0
Feb 24, 2018	WISCONSIN	4-0	0	0	0	1	.074	0	0-0	0	0	0	0	0	0	0	0
Mar 02, 2018	MICHIGAN STATE	6-2	0	1	1	0	.074	+1	0-0	0	0	0	0	0	0	0	0
Mar 03, 2018	MICHIGAN STATE	4-3	0	0	0	0	.074	0	0-0	0	0	0	0	0	0	0	0
Mar 10, 2018	MICHIGAN	3-2	0	0	0	0	.074	0	1-2	0	0	0	0	0	0	0	0
			2	3	5	27	.074	0	3-6	0	0	0	0	0	0	1	9

Games played: 37
 Shots per game: 0.73; Goals per game: 0.05
 Assists per game: 0.08; Points per game: 0.14

#23 Michael Rounds

Date	Opponent	Score	G	A	Pts	Sh	Sh%	+/-	Pen-Min	PP	SH	EN	GW	GT	Hat	UA	Blk
Oct 28, 2017	at Robert Morris	3-1	0	1	1	0	.000	+1	0-0	0	0	0	0	0	0	0	1
Nov 04, 2017	NOTRE DAME	2-3	0	0	0	0	.000	-1	0-0	0	0	0	0	0	0	0	2
Dec 30, 2017	NIAGARA	4-1	0	1	1	2	.000	+2	0-0	0	0	0	0	0	0	0	2
Jan 05, 2018	at Michigan State	4-1	0	0	0	2	.000	-1	0-0	0	0	0	0	0	0	0	0
Jan 27, 2018	MICHIGAN	5-3	0	0	0	0	.000	0	0-0	0	0	0	0	0	0	0	0
			0	2	2	4	.000	+1	0-0	0	0	0	0	0	0	0	5

Games played: 5
 Shots per game: 0.80; Goals per game: 0.00
 Assists per game: 0.40; Points per game: 0.40

12 MIGUEL FIDLER**FORWARD** | Junoir | 6-1, 198

Edina, Minn. | Madison Capitols (USHL)

Major: Communication

NHL: Florida '14 (5th round, No. 143)

- Has not played this season because of injury

CAREER SINGLE-GAME HIGHS

Goals	1	7x, last 3/10/17 at Wisconsin
Assists	3	12/29/15 vs. Cornell
Points	3	12/29/15 vs. Cornell
Shots	4	1/17/16 at Michigan
PIM	4	3/10/17 at Wisconsin
+/-	+3	12/29/15 vs. Cornell
Blocks	1	12x, last 3/11/17 at Wisconsin

CAREER STATS

SEASON	GP	G	A	P	Shots	P-PIM	+/-	PP	SH	GW	BLK
2015-16	20	3	4	7	18	7-14	-3	0	0	0	2
2016-17	34	4	6	10	46	13-26	+1	1	0	0	11
TOTALS	54	7	10	17	64	20-40	-3	1	0	0	13

61 GRANT GABRIELE**DEFENSE** | Freshman | 6-2, 185

Brighton, Mich. | Waterloo (USHL)

Major: Management and Industry Exploration

*2018 Ohio State Scholar-Athlete***31 EVAN MOYSE****GOALIE** | Freshman | 6-2, 180

Olmsted Falls, Ohio | Wichita Falls (NAHL)

Major: Business Administration

*2018 Ohio State Scholar-Athlete***STEVE ROHLIK****HEAD COACH**, Fifth Year*OSU/Career Record: 91-71-23**2018 Big Ten Coach of the Year*

Steve Rohlik was named the ninth head coach in Ohio State men's hockey history in April 2013. Rohlik, who spent three years as the Buckeyes' associate head coach before he was named head coach, has 20-plus years experience as a Division I coach. During his career, Rohlik has recruited and/or coached two Hobey Baker Award winners, 15 All-Americans, including Buckeye goaltender Brady Hjelle in 2012-13 and forwards Ryan Dzingel in 2013-14 and Mason Jobst in 2016-17, and nearly 20 players who have reached the NHL. He has a career and Ohio State record of 91-71-23 entering the 2018 Big Ten Tournament Championship Game.

Under Rohlik, the Buckeyes have been outstanding academically, combining as a team to post a grade-point average of 3.0 or better each of his four years. He has had 30 players combine for 51 Academic All-Big Ten accolades and 37 accumulate 71 Ohio State Scholar-Athlete nods. In 2016-17, 23 of the 27 Buckeyes were invited to the Ohio State Scholar-Athlete Dinner. On the ice, the team has ranked in the Top 15 nationally in both scoring offense and on the power play three of his four years at the helm.

In 2016-17, Rohlik led the Buckeyes to the NCAA Tournament, the first appearance for the squad since 2009. The team notched its first 20-win season since that time, with a record of 21-12-6, including an NCAA-best 13 road wins. In B1G play, the squad was 11-8-1-1, finishing in third place, just one point behind second. The team ranked in the Top 3 nationally in scoring offense (3.92 gpg) and was first on the power play (31.6%), with a Top 10 point scorer and Top 3 goal scorer, with three Buckeyes in the Top 5 among B1G point getters.

Rohlik's first season at the helm of the Buckeyes (2013-14) also marked the first year of men's hockey as an official Big Ten Conference sport. He led the team to a spot in the inaugural Big Ten Tournament championship game, with an overtime win in the quarterfinals vs. Michigan State and an upset of No. 1-ranked and top seed Minnesota in the semifinals. The squad was 18-14-5 overall in 2013-14 (6-9-5-4 in B1G play). In his second year, the Buckeyes (14-19-3, 8-11-1-1 B1G) ended the season strong, going 7-4-1 in the last 12 games, and reached the conference tournament semifinals. The 2015-16 Buckeyes (14-18-4) were 8-8-4-1 in Big Ten play, advanced to the B1G tourney semifinals and closed out the year undefeated in eight of their last nine games, ranking in the Top 10 in the NCAA in scoring offense on the year.

Rohlik joined the Ohio State program in 2010 after 10 seasons on the coaching staff at Minnesota Duluth (2001-10) where the squad advanced to two NCAA tournaments, including a Frozen Four appearance in 2004, and won the 2009 WCHA playoff title. He was part of the staff that put together the roster of the Bulldogs' 2010 NCAA Championship squad.

Rohlik coached three seasons at Nebraska-Omaha, joining the program for its inaugural campaign in 1997-98. In the team's first year as a member of the CCHA (its third year as a Division I team), the squad advanced to the 2000 CCHA Championship game.

Rohlik spent five years as the head coach at Hill-Murray High School, his alma mater, in St. Paul, Minn., posting a 107-20-1 ledger and leading the squad to two Minnesota State High School Tournaments, including a runner-up finish in the 1993 Tier I event and fourth place in 1997 Class AA before joining the UNO Mavericks. He also served one-season assistant coaching stints at Wisconsin (1990-91) and Stillwater High School (1991-92).

A native of St. Paul, Minn., Rohlik is a 1990 graduate of Wisconsin. A four-year letterwinner for the Badgers, he wore the captain's C in both 1989 and 1990. He was a senior on the squad that won the NCAA title, as well as the WCHA regular-season and tournament crowns, and was named the WCHA Tournament MVP that season. The team qualified for the NCAA Tournament each of his last three seasons and also captured the 1988 conference playoff championship. Rohlik skated in 166 games for Wisconsin, scoring 34 goals and adding 47 assists for 81 points, and received the team's Fenton Kelsey, Jr. Most Competitive Player honor in 1990. He was an eighth-round selection by the Pittsburgh Penguins in the 1986 NHL Entry Draft (No. 151 overall).

Rohlik graduated from Wisconsin in 1990 with a bachelor's degree in communications/journalism. He and his wife, Julie, have two daughters, Erin and Annie, and a son, Grady.

2017-18 STATISTICS

OVERALL: 24-8-5 B1G: 14-8-2-1 HOME: 13-4-3 AWAY: 11-4-2 NEUTRAL: 0-0-0 OVERTIME: 1-0-5

Date	Opponent	Score	Att.
* Oct 06	at #12 Wisconsin	W 3-2	7357
* Oct 07	at #12 Wisconsin	L 2-3	9480
Oct 13	RENSELAER	Tot 1-1	2652
Oct 14	RENSELAER	Tot 1-1	2773
Oct 20	at Massachusetts	W 3-1	3060
Oct 21	at Massachusetts	W 3-0	2384
Oct 27	ROBERT MORRIS	W 5-3	3489
Oct 28	at Robert Morris	W 3-1	1504
* Nov 03	#10 NOTRE DAME	L 1-4	6749
* Nov 04	#10 NOTRE DAME	L 2-3	5900
Nov 10	at UConn	W 5-4	3506
Nov 11	at UConn	Tot 1-1	3504
* Nov 24	at #17 Michigan	W 3-2	5800
* Nov 25	at #17 Michigan	W 5-1	5626
* Dec 01	PENN STATE	Tot 5-5	4281
* Dec 02	PENN STATE	L 0-4	3861
* Dec 08	#7 MINNESOTA	Wot 2-1	3709
* Dec 09	#7 MINNESOTA	W 4-1	4379
Dec 29	NIAGARA	W 3-2	3609
Dec 30	NIAGARA	W 4-1	4218
* Jan 05	at Michigan State	W 4-1	5744
* Jan 06	at Michigan State	W 5-3	4751
* Jan 12	at #13 Penn State	L 2-5	6077
* Jan 13	at #13 Penn State	W 5-1	6182
* Jan 26	#17 MICHIGAN	W 4-0	9951
* Jan 27	#17 MICHIGAN	W 5-3	8830
* Feb 02	MICHIGAN STATE	W 4-2	5161
* Feb 03	MICHIGAN STATE	L 3-6	8062
* Feb 09	at #1 Notre Dame	L 1-2	5291
* Feb 10	at #1 Notre Dame	W 5-1	5202
* Feb 16	at #10 Minnesota	L 1-2	9704
* Feb 17	at #10 Minnesota	Tot 1-1	10257
* Feb 23	WISCONSIN	W 6-2	6650
* Feb 24	WISCONSIN	W 4-0	9401
Mar 02	MICHIGAN STATE	W 6-2	2696
Mar 03	MICHIGAN STATE	Wot 4-3	3839
Mar 10	#11 MICHIGAN	Wot 3-2	6527

TEAM STATISTICS	OSU	OPP
SHOT STATISTICS		
Goals-Shot attempts	119-1217	77-1053
Shot pct.	.098	.073
Goals/Game	3.2	2.1
Shots/Game	32.9	28.5
POWER PLAYS		
Goals-Power Plays	36-148	13-128
Conversion Percent	.243	.102
Shot Attempts	224	177
Shot Percent	.161	.073
SHORT-HANDED		
Goals-Shot attempts	2-26	2-20
Shot Percent	.077	.100
GOAL BREAKDOWN		
Power Play	36	13
Short-handed	2	2
Empty net	7	3
Penalty	0	1
Unassisted	5	2
Overtime	3	0
Shootout	0	0
Delayed Penalty	1	0
PENALTIES		
Number	150	170
Minutes	322	384
Penalties/Game	4.1	4.6
Pen minutes/Game	8.7	10.4
FACEOFFS (W-L)	1160-985	985-1160
Faceoff W-L Pct.	.541	.459
SHOOTOUTS (Made-Att)	4-16	2-17

Record:	Overall	Home	Away	Neutral
ALL GAMES	24-8-5	13-4-3	11-4-2	0-0-0
CONFERENCE	14-8-2	7-4-1	7-4-1	0-0-0
NON-CONFERENCE	10-0-3	6-0-2	4-0-1	0-0-0

#	Player	gp	g	a	pts	sh	sh%	pen-min	pp	sh
9	Tanner Laczynski	37	15	27	42	150	.100	6-12	5	0
26	Mason Jobst	36	19	22	41	123	.154	10-20	8	2
16	Matthew Weis	37	12	25	37	109	.110	10-20	5	0
8	Dakota Joshua	30	14	10	24	91	.154	14-28	6	0
15	Freddy Gerard	36	11	11	22	84	.131	2-4	1	0
10	John Wiitala	37	8	11	19	74	.108	3-6	2	0
50	Matt Miller	33	6	10	16	51	.118	7-14	1	0
25	Brendon Kearney	37	4	12	16	45	.089	3-6	0	0
7	Wyatt Ege	36	0	16	16	53	.000	11-22	0	0
18	Christian Lampasso	34	10	3	13	42	.238	8-27	2	0
5	Gordi Myer	35	1	10	11	41	.024	5-10	1	0
40	Ronnie Hein	23	4	6	10	40	.100	8-16	3	0
19	Kevin Miller	34	5	4	9	68	.074	10-20	2	0
3	Sasha Larocque	37	2	7	9	40	.050	18-47	0	0
46	Matt Joyaux	24	1	7	8	33	.030	7-14	0	0
17	Sam McCormick	22	2	5	7	25	.080	4-8	0	0
27	Luke Stork	37	0	7	7	51	.000	6-12	0	0
14	Austin Pooley	37	2	3	5	27	.074	3-6	0	0
20	Janik Moser	30	2	2	4	47	.043	7-14	0	0
6	Tommy Parran	24	0	3	3	16	.000	4-8	0	0
23	Michael Rounds	5	0	2	2	4	.000	0-0	0	0
21	Eugene Fadyeyev	5	1	0	1	3	.333	0-0	0	0
30	Sean Romeo	33	0	0	0	0	.000	1-2	0	0
TM TEAM		21	0	0	0	0	.000	3-6	0	0
Total		37	119	203	322	1217	.098	150-322	36	2
Opponents		37	77	133	210	1053	.073	170-384	13	2

#	Goalie	gp	min	ga	gaavg	saves	save%	w-l-t
37	Tommy Nappier	6	270:20	6	1.33	131	.956	4-0-0
30	Sean Romeo	33	1966:48	68	2.07	845	.926	20-8-5
TM EMPTY NET		21	18:01	3	-	0	.000	0-0-0
Total		37	2255:09	77	2.05	976	.927	24-8-5
Opponents		37	2255:09	119	3.17	1098	.902	8-24-5

Attendance Summary	OSU	Opponent
Total	106737	95429
Dates/Avg Per Date	20/5337	17/5613
Neutral Site #/Avg	0/0	

Goals by Period	1st	2nd	3rd	OT	Total
Ohio State	28	34	54	3	119
Opponents	20	30	27	0	77

Saves by Period	1st	2nd	3rd	OT	Total
Ohio State	265	357	331	23	976
Opponents	342	382	359	15	1098

2017-18 CAREER STATISTICS

Ohio State Men's Hockey 2017-18 Ohio State Individual Season/Career Statistics (as of Mar 12, 2018) All games

CAREER

##	Player	SEASON													CAREER																		
		gp	g	a	pts	sh	sh%	+/-	pen-min	pp	sh	fg	gw	qt	ot	ht	ua	gp	g	a	pts	sh	sh%	+/-	pen-min	pp	sh	fg	gw	qt	ot	ht	ua
9	Tanner Laczynski	37	15	27	42	150	.100	+16	6-12	5	0	4	3	0	0	0	1	71	25	49	74	250	.100	+36	17-34	8	0	4	6	0	0	0	2
26	Mason Jobst	36	19	22	41	123	.154	+3	10-20	8	2	4	4	0	0	0	0	110	50	76	126	326	.153	+18	27-54	19	4	9	7	2	1	0	3
16	Mathew Weis	37	12	25	37	109	.110	+10	10-20	5	0	2	3	0	1	0	0	136	40	82	122	320	.125	+12	40-99	11	0	6	7	0	2	0	0
8	Dakota Joshua	30	14	10	24	91	.154	+2	14-28	6	0	1	3	0	0	1	0	92	31	45	76	235	.132	+8	49-136	12	0	4	5	0	0	0	3
15	Freddy Gerard	36	11	11	22	84	.131	+14	2-4	1	0	0	3	0	1	0	2	78	15	21	36	151	.099	+15	3-6	1	0	0	3	0	1	0	3
10	John Witala	37	8	11	19	74	.108	+1	3-6	2	0	0	0	0	0	0	0	108	29	27	56	202	.144	+17	14-28	9	0	1	5	0	0	0	1
50	Matt Miller	33	6	10	16	51	.118	+9	7-14	1	0	3	1	0	0	0	0	53	8	15	23	78	.103	+18	8-16	3	0	5	1	0	0	0	0
25	Brendon Kearney	37	4	12	16	45	.089	+13	3-6	0	0	0	1	0	0	0	0	97	11	24	35	105	.105	+15	13-40	0	1	0	2	0	0	0	0
7	Wyatt Ege	36	0	16	16	53	.000	+16	11-22	0	0	0	0	0	0	0	0	36	0	16	16	53	.000	+16	11-22	0	0	0	0	0	0	0	0
18	Christian Lampasso	34	10	3	13	42	.238	-2	8-27	2	0	1	2	1	1	0	0	113	14	21	35	143	.098	-10	18-47	2	0	2	2	1	1	0	0
5	Gordi Myer	35	1	10	11	41	.024	+8	5-10	1	0	1	0	0	0	0	0	57	2	19	21	74	.027	+11	7-14	1	0	1	0	0	0	0	0
19	Ronnie Hein	23	4	6	10	40	.100	-9	8-16	3	0	1	0	0	0	0	0	39	9	12	21	74	.122	-6	11-22	4	0	3	1	0	0	0	0
40	Kevin Miller	34	5	4	9	68	.074	+10	10-20	2	0	2	3	0	0	0	0	110	21	16	37	163	.129	+13	34-71	2	0	6	5	0	0	0	1
3	Sasha Larocque	37	2	7	9	40	.050	+19	18-47	0	0	1	0	0	0	0	0	103	6	22	28	115	.052	+36	43-111	0	0	2	1	0	0	0	0
46	Matt Joyaux	24	1	7	8	33	.030	+3	7-14	0	0	0	1	0	0	0	0	59	4	15	19	65	.062	+5	15-30	0	0	0	1	0	0	0	0
17	Sam McCormick	22	2	5	7	25	.080	0	4-8	0	0	0	0	0	0	0	0	36	3	7	10	37	.081	-2	5-10	0	0	0	0	0	0	0	0
27	Luke Stork	37	0	7	7	51	.000	-4	6-12	0	0	0	0	0	0	0	0	139	17	28	45	191	.089	-9	22-58	1	0	3	1	0	0	0	0
14	Austin Pooley	37	2	3	5	27	.074	0	3-6	0	0	0	0	0	0	0	1	37	2	3	5	27	.074	0	3-6	0	0	0	0	0	0	0	1
20	Janik Moser	30	2	2	4	47	.043	-10	7-14	0	0	0	0	0	0	0	0	113	2	14	16	117	.017	-9	25-50	0	0	0	0	0	0	0	0
6	Tommy Parran	24	0	3	3	16	.000	-2	4-8	0	0	0	0	0	0	0	0	83	6	17	23	60	.100	+2	24-59	0	0	1	1	0	0	0	0
23	Michael Rounds	5	0	2	2	4	.000	+1	0-0	0	0	0	0	0	0	0	0	5	0	2	2	4	.000	+1	0-0	0	0	0	0	0	0	0	0
21	Eugene Fadyeyev	5	1	0	1	3	.333	0	0-0	0	0	0	0	0	0	0	0	5	1	0	1	3	.333	0	0-0	0	0	0	0	0	0	0	0
30	Sean Romeo	33	0	0	0	0	.000	0	1-2	0	0	0	0	0	0	0	0	33	0	0	0	0	.000	0	1-2	0	0	0	0	0	0	0	0
Total		37	119	203	322	1217	.098	+98	150-322	36	2	20	24	1	3	0	5																
Opponents		37	77	133	210	1053	.073	-170	384	13	2	17	8	4	0	0	2																

##	Goalie	SEASON													CAREER																		
		gp	gts	minutes	ga	gaavg	saves	pct	w	l	t	sho	pp	sh	en	gp	gts	minutes	ga	gaavg	saves	pct	w	l	t	sho	pp	sh	en				
37	Tommy Nappier	6-4	270-20	6	1.33	131	.956	4	0	0	1	1	0	0	0	6-4	270-20	6	1.33	131	.956	4	0	0	1	1	0	0	0				
30	Sean Romeo	33-33	1966-48	68	2.07	845	.926	20	8	5	2	12	2	0	0	33-33	1966-48	68	2.07	845	.926	20	8	5	2	12	2	0	0				
Total		37-0	2255-09	77	2.05	976	.927	24	8	5	3	13	2	3																			
Opponents		37-0	2255-09	119	3.17	1098	.902	8	24	5	1	36	2	7																			

2017-18 INDIVIDUAL STATISTICS

Overall: 24-8-5 Conf: 14-8-2 Home: 13-4-3 Away: 11-4-2 Neut: 0-0-0

##	Player	gp	Shots					+	Penalties				Goals								blk				
			g	a	pts	sh	sh%		pen-min	min	maj	oth	pp	sh	fg	gw	gt	ot	ht	pn		ua			
9	Tanner Laczynski	37	15	27	42	150	.100	+16	6-12	6	0	0	0	5	0	4	3	0	0	0	0	0	0	1	8
26	Mason Jobst	36	19	22	41	123	.154	+3	10-20	10	0	0	0	8	2	4	4	0	0	0	0	0	0	0	31
16	Matthew Weis	37	12	25	37	109	.110	+10	10-20	10	0	0	0	5	0	2	3	0	1	0	0	0	0	0	23
8	Dakota Joshua	30	14	10	24	91	.154	+2	14-28	14	0	0	0	6	0	1	3	0	0	0	0	0	0	1	13
15	Freddy Gerard	36	11	11	22	84	.131	+14	2-4	2	0	0	0	1	0	0	3	0	1	0	0	0	2	8	
10	John Wiitala	37	8	11	19	74	.108	+1	3-6	3	0	0	0	2	0	0	0	0	0	0	0	0	0	0	11
50	Matt Miller	33	6	10	16	51	.118	+9	7-14	7	0	0	0	1	0	3	1	0	0	0	0	0	0	0	49
25	Brendon Kearney	37	4	12	16	45	.089	+13	3-6	3	0	0	0	0	0	0	1	0	0	0	0	0	0	0	22
7	Wyatt Ege	36	0	16	16	53	.000	+16	11-22	11	0	0	0	0	0	0	0	0	0	0	0	0	0	0	32
18	Christian Lampasso	34	10	3	13	42	.238	-2	8-27	6	1	1	1	2	0	1	2	1	1	0	0	0	0	0	22
5	Gordi Myer	35	1	10	11	41	.024	+8	5-10	5	0	0	0	1	0	1	0	0	0	0	0	0	0	0	41
40	Ronnie Hein	23	4	6	10	40	.100	-9	8-16	8	0	0	0	3	0	1	0	0	0	0	0	0	0	0	7
19	Kevin Miller	34	5	4	9	68	.074	+10	10-20	10	0	0	0	2	0	2	3	0	0	0	0	0	0	0	5
3	Sasha Larocque	37	2	7	9	40	.050	+19	18-47	16	1	1	1	0	0	1	0	0	0	0	0	0	0	0	67
46	Matt Joyaux	24	1	7	8	33	.030	+3	7-14	7	0	0	0	0	0	0	1	0	0	0	0	0	0	0	30
17	Sam McCormick	22	2	5	7	25	.080	0	4-8	4	0	0	0	0	0	0	0	0	0	0	0	0	0	0	2
27	Luke Stork	37	0	7	7	51	.000	-4	6-12	6	0	0	0	0	0	0	0	0	0	0	0	0	0	0	14
14	Austin Pooley	37	2	3	5	27	.074	0	3-6	3	0	0	0	0	0	0	0	0	0	0	0	0	0	1	9
20	Janik Moser	30	2	2	4	47	.043	-10	7-14	7	0	0	0	0	0	0	0	0	0	0	0	0	0	0	33
6	Tommy Parran	24	0	3	3	16	.000	-2	4-8	4	0	0	0	0	0	0	0	0	0	0	0	0	0	0	16
23	Michael Rounds	5	0	2	2	4	.000	+1	0-0	0	0	0	0	0	0	0	0	0	0	0	0	0	0	0	5
21	Eugene Fadyeyev	5	1	0	1	3	.333	0	0-0	0	0	0	0	0	0	0	0	0	0	0	0	0	0	0	0
30	Sean Romeo	33	0	0	0	0	.000	0	1-2	1	0	0	0	0	0	0	0	0	0	0	0	0	0	0	0
TM	TEAM	21	0	0	0	0	.000	0	3-6	3	0	0	0	0	0	0	0	0	0	0	0	0	0	0	3
	Total	37	119	203	322	1217	.098	+98	150-322	146	2	2	2	36	2	20	24	1	3	0	0	0	5	451	
	Opponents	37	77	133	210	1053	.073	-	170-384	162	4	4	4	13	2	17	8	4	0	0	1	2	2	499	

##	Goalie	gp-gs	Goal average		Saves		Record				Goals allowed					
			minutes	ga	avg	saves	pct	w	l	t	sho	pp	sh	en	pen	sog
37	Tommy Nappier	6-4	270:20	6	1.33	131	.956	4	0	0	1	1	0	0	0	0
30	Sean Romeo	33-33	1966:48	68	2.07	845	.926	20	8	5	2	12	2	0	1	0
TM	EMPTY NET	21-0	18:01	3	-	0	.000	0	0	0	0	0	0	3	0	0
	Total	37-0	2255:09	77	2.05	976	.927	24	8	5	3	13	2	3	1	0
	Opponents	37-0	2255:09	119	3.17	1098	.902	8	24	5	1	36	2	7	0	0

2017-18 OHIO STATE VS NOTRE DAME

Ohio State Men's Hockey 2017-18 Ohio State Combined Team Statistics (as of Mar 11, 2018) OSU vs ND 201718

Date	Opponent	Score	Att.
* Nov 03	#10 NOTRE DAME	L 1-4	6749
* Nov 04	#10 NOTRE DAME	L 2-3	5900
* Feb 09	at #1 Notre Dame	L 1-2	5291
* Feb 10	at #1 Notre Dame	w 5-1	5202

Record:	Overall	Home	Away	Neutral
ALL GAMES	1-3-0	0-2-0	1-1-0	0-0-0
CONFERENCE	1-3-0	0-2-0	1-1-0	0-0-0
NON-CONFERENCE	0-0-0	0-0-0	0-0-0	0-0-0

TEAM STATISTICS	OSU	OPP
SHOT STATISTICS		
Goals-Shot attempts	9-135	10-110
Shot pct.	.067	.091
Goals/Game	2.2	2.5
Shots/Game	33.8	27.5
POWER PLAYS		
Goals-Power Plays	2-14	1-17
Conversion Percent	.143	.059
Shot Attempts	26	31
Shot Percent	.077	.032
SHORT-HANDED		
Goals-Shot attempts	0-2	0-3
Shot Percent	.000	.000
GOAL BREAKDOWN		
Power Play	2	1
Short-handed	0	0
Empty net	1	1
Penalty	0	0
Unassisted	0	1
Overtime	0	0
Shootout	0	0
Delayed Penalty	1	0
PENALTIES		
Number	20	19
Minutes	40	49
Penalties/Game	5.0	4.8
Pen minutes/Game	10.0	12.2
FACEOFFS (W-L)	117-112	112-117
Faceoff W-L Pct.	.511	.489
SHOOTOUTS (Made-Att)	0-0	0-0

#	Player	gp	g	a	pts	sh	sh%	pen-min	pp	sh
26	Mason Jobst	4	1	2	3	18	.056	3-6	1	0
19	Kevin Miller	4	2	0	2	12	.167	1-2	1	0
8	Dakota Joshua	2	1	1	2	6	.167	2-4	0	0
25	Brendon Kearney	4	1	1	2	8	.125	0-0	0	0
50	Matt Miller	4	0	2	2	9	.000	2-4	0	0
5	Gordi Myer	4	0	2	2	6	.000	1-2	0	0
27	Luke Stork	4	0	2	2	6	.000	0-0	0	0
10	John Wiitala	4	0	2	2	8	.000	0-0	0	0
46	Matt Joyaux	2	1	0	1	3	.333	3-6	0	0
17	Sam McCormick	3	1	0	1	4	.250	0-0	0	0
20	Janik Moser	2	1	0	1	3	.333	1-2	0	0
16	Matthew Weis	4	1	0	1	8	.125	4-8	0	0
7	Wyatt Ege	4	0	1	1	8	.000	1-2	0	0
9	Tanner Laczynski	4	0	1	1	16	.000	0-0	0	0
18	Christian Lampasso	4	0	1	1	2	.000	0-0	0	0
21	Eugene Fadyeyev	1	0	0	0	0	.000	0-0	0	0
15	Freddy Gerard	4	0	0	0	8	.000	0-0	0	0
40	Ronnie Hein	2	0	0	0	1	.000	0-0	0	0
3	Sasha Larocque	4	0	0	0	1	.000	1-2	0	0
6	Tommy Parran	3	0	0	0	4	.000	1-2	0	0
14	Austin Pooley	4	0	0	0	4	.000	0-0	0	0
23	Michael Rounds	1	0	0	0	0	.000	0-0	0	0
Total		4	9	15	24	135	.067	20-40	2	0
Opponents		4	10	17	27	110	.091	19-49	1	0

#	Goalie	gp	min	ga	gaavg	saves	save%	w-l-t
37	Tommy Nappier	1	7:59	0	0.00	2	1.000	0-0-0
30	Sean Romeo	4	223:20	9	2.42	98	.916	1-3-0
TM	EMPTY NET	4	8:41	1	-	0	.000	0-0-0
Total		4	240:00	10	2.50	100	.909	1-3-0
Opponents		4	240:00	9	2.25	126	.933	3-1-0

Attendance Summary	OSU	Opponent
Total	12649	10493
Dates/Avg Per Date	2/6324	2/5246
Neutral Site #/Avg	0/0	

Goals by Period	1st	2nd	3rd	OT	Total
Ohio State	1	2	6	0	9
Opponents	1	4	5	0	10

Saves by Period	1st	2nd	3rd	OT	Total
Ohio State	26	49	25	0	100
Opponents	26	22	22	0	70

2017-18 OHIO STATE POSTSEASON STATS

Ohio State Men's Hockey 2017-18 Ohio State Combined Team Statistics (as of Mar 11, 2018) Postseason 2018

Date	Opponent	Score	Att.
Mar 02	MICHIGAN STATE	w 6-2	2696
Mar 03	MICHIGAN STATE	Wot 4-3	3839
Mar 10	#11 MICHIGAN	Wot 3-2	6527

Record:	Overall	Home	Away	Neutral
ALL GAMES	3-0-0	3-0-0	0-0-0	0-0-0
CONFERENCE	0-0-0	0-0-0	0-0-0	0-0-0
NON-CONFERENCE	3-0-0	3-0-0	0-0-0	0-0-0

TEAM STATISTICS	OSU	OPP
SHOT STATISTICS		
Goals-Shot attempts	13-117	7-69
Shot pct.	.111	.101
Goals/Game	4.3	2.3
Shots/Game	39.0	23.0
POWER PLAYS		
Goals-Power Plays	6-11	2-6
Conversion Percent	.545	.333
Shot Attempts	13	5
Shot Percent	.462	.400
SHORT-HANDED		
Goals-Shot attempts	0-0	0-0
Shot Percent	.000	.000
GOAL BREAKDOWN		
Power Play	6	2
Short-handed	0	0
Empty net	0	0
Penalty	0	0
Unassisted	0	0
Overtime	2	0
Shootout	0	0
Delayed Penalty	0	0
PENALTIES		
Number	6	11
Minutes	12	22
Penalties/Game	2.0	3.7
Pen minutes/Game	4.0	7.3
FACEOFFS (W-L)	112-70	70-112
Faceoff W-L Pct.	.615	.385
SHOOTOUTS (Made-Att)	0-0	0-0

#	Player	gp	g	a	pts	sh	sh%	pen-min	pp	sh
26	Mason Jobst	3	3	3	6	8	.375	1-2	1	0
7	Wyatt Ege	3	0	4	4	9	.000	0-0	0	0
16	Matthew Weis	3	2	1	3	10	.200	1-2	1	0
10	John Wiitala	3	2	1	3	8	.250	0-0	0	0
9	Tanner Laczynski	3	1	2	3	16	.062	1-2	1	0
25	Brendon Kearney	3	0	3	3	8	.000	0-0	0	0
8	Dakota Joshua	3	1	1	2	8	.125	0-0	1	0
3	Sasha Larocque	3	1	1	2	5	.200	0-0	0	0
50	Matt Miller	3	0	2	2	6	.000	0-0	0	0
15	Freddy Gerard	3	1	0	1	6	.167	0-0	0	0
18	Christian Lampasso	3	1	0	1	7	.143	0-0	1	0
5	Gordi Myer	3	1	0	1	8	.125	0-0	1	0
46	Matt Joyaux	3	0	1	1	7	.000	0-0	0	0
17	Sam McCormick	3	0	1	1	0	.000	0-0	0	0
6	Tommy Parran	3	0	1	1	3	.000	1-2	0	0
14	Austin Pooley	3	0	1	1	0	.000	1-2	0	0
27	Luke Stork	3	0	1	1	4	.000	0-0	0	0
19	Kevin Miller	2	0	0	0	4	.000	0-0	0	0
20	Janik Moser	1	0	0	0	0	.000	1-2	0	0
Total		3	13	23	36	117	.111	6-12	6	0
Opponents		3	7	12	19	69	.101	11-22	2	0

#	Goalie	gp	min	ga	gaavg	saves	save%	w-l-t
30	Sean Romeo	3	186:24	7	2.25	62	.899	3-0-0
TM	EMPTY NET	1	0:01	0	-	0	.000	0-0-0
Total		3	186:25	7	2.25	62	.899	3-0-0
Opponents		3	186:25	13	4.18	104	.889	0-3-0

Attendance Summary	OSU	Opponent
Total	13062	0
Dates/Avg Per Date	3/4354	0/0
Neutral Site #/Avg	0/0	

Goals by Period	1st	2nd	3rd	OT	Total
Ohio State	3	3	5	2	13
Opponents	1	4	2	0	7

Saves by Period	1st	2nd	3rd	OT	Total
Ohio State	19	22	18	3	62
Opponents	33	28	41	2	104

OHIO STATE AND THE POSTSEASON

OSU OVERALL POSTSEASON RECORD

Opponent	W	L	T
Alaska Fairbanks	3	2	0
Boston College	0	2	0
Boston University	0	1	0
Bowling Green	6	10	0
Cornell	0	1	0
Ferris State	9	5	2
Lake Superior	5	11	0
Maine	0	1	0
Miami	3	7	0
Michigan	3	10	0
Michigan State	7	6	0
Minnesota	1	2	0
Minnesota Duluth	0	1	0
Nebraska-Omaha	3	2	0
Northern Michigan	4	6	2
Notre Dame	4	3	0
Ohio University	1	0	0
Penn State	1	0	0
St. Louis	1	1	0
Western Michigan	4	1	0
Wisconsin	0	3	0
Yale	1	0	0
Totals	56	75	4

OSU YEAR-BY-YEAR RECORDS

YEAR	W	L	T
1972	2	0	0
1973	0	2	0
1974*	0	0	0
1975*	0	0	0
1976*	0	0	0
1977	0	2	0
1978	0	2	0
1979	1	2	1
1980	0	1	1
1981	1	1	2
1982*	0	0	0
1983	2	2	0
1984	3	1	0
1985	2	2	0
1986	1	2	0
1987	3	2	0
1988	0	2	0
1989	0	2	0
1990	0	2	0
1991	0	2	0
1992	0	2	0
1993	0	2	0
1994	0	2	0
1995	1	2	0
1996	0	2	0
1997	0	2	0
1998 (3-1 CCHA/2-1 NCAA)	5	2	0
1999 (2-1 CCHA/0-1 NCAA)	2	2	0
2000*	0	0	0
2001	1	2	0
2002	3	1	0
2003 (3-2 CCHA/0-1 NCAA)	3	3	0
2004 (5-0 CCHA/0-1 NCAA)	5	1	0
2005 (3-2 CCHA/0-1 NCAA)	3	3	0
2006	0	2	0
2007	1	2	0
2008	1	2	0
2009 (3-2 CCHA/0-1 NCAA)	3	3	0
2010	3	2	0
2011	0	2	0
2012	0	2	0
2013	2	2	0
2014	2	1	0
2015	1	1	0
2016	1	1	0
2017 (1-1 B1G/0-1 NCAA)	1	2	0
2018	3	0	0
Totals	55	75	4

*Did not qualify for postseason play (OSU was not a member of a conference in 1974 or '75); all records are for conference tournament games only except for exceptions noted above.

OSU B1G TOURNAMENT RECORDS

vs. Opponent	W	L	T
Michigan	1	0	0
Michigan State	5	0	0
Minnesota	1	2	0
Penn State	1	0	0
Wisconsin	0	2	0
Totals	5	4	0

OSU CCHA TOURNAMENT RECORDS

vs. Opponent	W	L	T
Alaska Fairbanks	3	2	0
Bowling Green	6	10	0
Ferris State	9	4	2
Lake Superior	5	11	0
Miami	3	7	0
Michigan	2	10	0
Michigan State	1	6	0
Nebraska-Omaha	3	2	0
Northern Michigan	4	6	2
Notre Dame	4	3	0
Ohio University	1	0	0
St. Louis	1	1	0
Western Michigan	4	1	0
Totals	46	64	4

CAREER POSTSEASON STATISTICS OF CURRENT BUCKEYES

PLAYER	GP	G	A	PTS	SHOTS	+/-	NO-MIN	PP	SH	GW
Wyatt Ege	3	0	4	4	9	+6	0-0	0	0	0
Miguel Fidler	4	0	0	0	6	+1	1-2	0	0	0
Freddy Gerard	5	1	0	1	8	-2	0-0	0	0	1
Mason Jobst	8	5	7	12	25	+5	2-4	1	0	2
Dakota Joshua	8	2	2	4	19	-5	4-19	2	0	0
Matt Joyaux	5	1	1	1	11	-1	0-0	0	0	0
Brendon Kearney	8	1	3	4	13	+7	0-0	0	0	0
Tanner Laczynski	6	2	3	5	24	+1	2-4	1	0	0
Christian Lampasso	8	1	1	2	12	-1	0-0	1	0	0
Sasha Larocque	7	1	1	2	8	+8	2-15	0	0	0
Sam McCormick	3	0	1	1	0	0	0-0	0	0	0
Kevin Miller	7	1	2	3	7	-2	2-4	0	0	0
Matt Miller	6	0	2	2	9	-2	0-0	0	0	0
Janik Moser	6	0	2	2	5	-5	1-2	0	0	0
Gordii Myer	4	2	0	2	11	-1	1-2	1	0	0
Tommy Parran	8	1	3	4	8	-4	1-2	0	0	0
Austin Pooley	3	0	1	1	0	+1	1-2	0	0	0
Luke Stork	9	0	1	1	7	-1	1-2	0	0	0
Matthew Weis	10	3	4	7	25	0	2-4	1	0	1
John Wiitala	6	3	1	4	12	+6	1-2	0	0	0
	GP/GS	MIN	GA	GAA	Svs	Sv%	W-L-T			
Romeo	3/3	186:24	7	2.25	62	.899	3-0-0			

POSTSEASON RECORDS

CAREER POINTS

- Rick Brebant (85-87) 18
- Dave Beaudin (84-87) 17
- Paul Caponigri (01-04) 17
- Paul Pooley (81-84) 16
- Chris Richards (96-99) 15
- Mathieu Beaudoin (04-07) 15
- Doug Andress (01-04) 14
- Andy Forcey (86-89) 14
- Eric Meloche (96-00) 13
- Mason Jobst (16-pres.) 12
- Dave Steckel (01-04) 12
- Hunter Bishop (09-10) 12

SEASON POINTS

- Rick Brebant (1987) 12
- Doug Andress (2004) 9
- Todd Compeau (1998) 9
- Tom Fritsche (2005) 9
- Paul Pooley (1983) 9
- Chris Richards (1998) 9
- Eric Meloche (1998) 8
- Hunter Bishop (2010) 8
- Zac Dalpe (2010) 8
- 8 tied with 7
- last Corey Elkins (2009)

CAREER GOALS

- Rick Brebant (85-87) 11
- Paul Pooley (81-84) 10
- Mathieu Beaudoin (04-07) 8
- Paul Caponigri (01-04) 7
- Hunter Bishop (09-10) 7
- Scott May (01-04) 6
- Dave Steckel (01-04) 6
- Joe Tracy (85-87) 6
- 13 tied with 5
- last Mason Jobst (16-pres.)

SEASON GOALS

- Rick Brebant (1987) 8
- Paul Pooley (1983) 6
- Hunter Bishop (2010) 6
- Todd Compeau (1998) 5
- Jeff Madill (1987) 5
- Daymen Bencharski (2002) 4
- Tom Fritsche (2005) 4
- Mathieu Beaudoin (2005) 4
- Corey Elkins (2009) 4
- 22 tied with 3
- last Mason Jobst (2017)

CAREER ASSISTS

- Dave Beaudin (84-87) 12
- Doug Andress (01-04) 11
- Andy Forcey (86-89) 11
- Chris Richards (96-99) 11
- Paul Caponigri (01-04) 10
- Chris Reed (08-11) 10
- Mark Shortt (83-86) 9
- Mark Anderson (85-88) 8
- Eric Meloche (96-00) 8
- Paul Tilley (77-80) 8
- Rod Pelley (03-06) 8
- Zac Dalpe (09-10) 8
- Kyle Reed (09-11) 8

SEASON ASSISTS

- Doug Andress (2004) 6
- Andy Forcey (1987) 6
- Paul Tilley (1979) 6
- Zac Dalpe (2010) 6
- Chris Reed (2010) 6
- Hugo Boisvert (1998) 5
- Tom Fritsche (2005) 5
- Eric Meloche (1998) 5
- Chris Richards (1998) 5
- Bob Zanella (1979) 5

RECORD BY ROUND/TOURNAMENT

Overall	56	75	4
Home	26	6	3
Away	11	42	0
Neutral	19	25	1
B1G Championship	0	1	0
B1G Semifinals	2	3	0
B1G Quarterfinals	6	0	0
CCHA Championship	2	5	1
CCHA Semifinals	6	13	3
CCHA Consolation	4	1	0
CCHA Play-in Game	1	0	0
CCHA First Round	15	19	0
CCHA Tournament (Round Robin)	0	2	0
CCHA Quarterfinals	18	24	0
NCAA Tournament	2	7	0
Overtime	14	11	--

OHIO STATE AND THE POSTSEASON

DATE	OPPONENT (SEED)	W/L	OSU-OPP.	ROUND (OSU SEED)	ARENA	SITE
1971-72						
3/3/72	Ohio (4)	W	7-1	CCHA Semifinal (1)	St. Louis Arena	St. Louis, Mo.
3/4/72	St. Louis (2)	W	3-0	CCHA Championship	St. Louis Arena	St. Louis, Mo.
1972-73						
3/3/73	St. Louis (1)	L	4-11	CCHA Tournament (Round Robin) (2)	BGSU Ice Arena	Bowling Green, Ohio
3/4/73	Bowling Green (3)	L	1-8	CCHA Tournament (Round Robin)	BGSU Ice Arena	Bowling Green, Ohio
1976-77						
3/4/77	Bowling Green (2)	L	2-5	CCHA Semifinals# (3)	BGSU Ice Arena	Bowling Green, Ohio
3/6/77	Bowling Green	L	1-4	CCHA Semifinals#	BGSU Ice Arena	Bowling Green, Ohio
1977-78						
3/3/78	Bowling Green (1)	L	1-3	CCHA Semifinals# (4)	BGSU Ice Arena	Bowling Green, Ohio
3/4/78	Bowling Green	L	2-4	CCHA Semifinals#	BGSU Ice Arena	Bowling Green, Ohio
1978-79						
3/2/79	Northern Michigan (3)	T	5-5	CCHA Semifinals# (2)	OSU Ice Rink	Columbus, Ohio
3/3/79	Northern Michigan	W 4OT	5-4	CCHA Semifinals#	OSU Ice Rink	Columbus, Ohio
3/9/79	Bowling Green (1)	L	5-3	CCHA Championship#	BGSU Ice Arena	Bowling Green, Ohio
3/10/79	Bowling Green	L	4-6	CCHA Championship#	BGSU Ice Arena	Bowling Green, Ohio
1979-80						
3/7/80	Ferris State (3)	T	4-4	CCHA Semifinals# (2)	OSU Ice Rink	Columbus, Ohio
3/8/80	Ferris State	L	4-8	CCHA Semifinals#	OSU Ice Rink	Columbus, Ohio
1980-81						
3/6/81	Ferris State (3)	T	3-3	CCHA Semifinals# (2)	OSU Ice Rink	Columbus, Ohio
3/8/81	Ferris State	W	5-3	CCHA Semifinals#	OSU Ice Rink	Columbus, Ohio
3/13/81	Northern Michigan (1)	T	2-2	CCHA Championship#	Lakeview Arena	Marquette, Mich.
3/14/81	Northern Michigan	L	2-4	CCHA Championship#	Lakeview Arena	Marquette, Mich.
1982-83						
3/4/83	Miami (6)	W	6-2	CCHA Quarterfinals# (3)	OSU Ice Rink	Columbus, Ohio
3/5/83	Miami	L	4-6	CCHA Quarterfinals#	OSU Ice Rink	Columbus, Ohio
3/11/83	Michigan State (2)	L	3-8	CCHA Semifinals	Joe Louis Arena	Detroit, Mich.
3/12/83	Northern Michigan (5)	W	8-6	CCHA Consolation	Joe Louis Arena	Detroit, Mich.
1983-84						
3/2/84	Ferris State (7)	W	5-2	CCHA Quarterfinals# (2)	OSU Ice Rink	Columbus, Ohio
3/3/84	Ferris State	W	6-1	CCHA Quarterfinals#	OSU Ice Rink	Columbus, Ohio
3/9/84	Michigan State (3)	L	1-8	CCHA Semifinals	Joe Louis Arena	Detroit, Mich.
3/10/84	Bowling Green (1)	W OT	3-2	CCHA Consolation	Joe Louis Arena	Detroit, Mich.
1984-85						
3/1/85	Western Michigan (3)	W	4-2	CCHA Quarterfinals# (6)	Lawson Ice Arena	Kalamazoo, Mich.
3/2/85	Western Michigan	L OT	4-5	CCHA Quarterfinals#	Lawson Ice Arena	Kalamazoo, Mich.
3/8/85	Michigan State (1)	L	0-8	CCHA Semifinals	Joe Louis Arena	Detroit, Mich.
3/9/85	Bowling Green (4)	W	7-4	CCHA Consolation	Joe Louis Arena	Detroit, Mich.
1985-86						
2/28/86	Lake Superior State (4)	L	1-3	CCHA Quarterfinals (5)	Norris Center	Sault Ste. Marie, Mich.
3/1/86	Lake Superior State	W	4-1	CCHA Quarterfinals	Norris Center	Sault Ste. Marie, Mich.
3/2/86	Lake Superior State	L OT	2-3	CCHA Quarterfinals	Norris Center	Sault Ste. Marie, Mich.
1986-87						
2/27/87	Lake Superior State (3)	L	5-8	CCHA Quarterfinals (6)	Norris Center	Sault Ste. Marie, Mich.
2/28/87	Lake Superior State	W	5-2	CCHA Quarterfinals	Norris Center	Sault Ste. Marie, Mich.
3/1/87	Lake Superior State	W	8-4	CCHA Quarterfinals	Norris Center	Sault Ste. Marie, Mich.
3/6/87	Bowling Green (1)	L	3-5	CCHA Semifinals	Joe Louis Arena	Detroit, Mich.
3/7/87	Western Michigan (5)	W	7-4	CCHA Consolation	Joe Louis Arena	Detroit, Mich.
1987-88						
3/4/88	Lake Superior State (1)	L	2-6	CCHA Quarterfinals (8)	Norris Center	Sault Ste Marie, Mich.
3/5/88	Lake Superior State	L	1-4	CCHA Quarterfinals	Norris Center	Sault Ste Marie, Mich.

OHIO STATE AND THE POSTSEASON

DATE	OPPONENT (SEED)	W/L	OSU-OPP.	ROUND (OSU SEED)	ARENA	SITE
1988-89						
3/3/89	Michigan State (1)	L	5-9	CCHA Quarterfinals (8)	Munn Ice Arena	East Lansing, Mich.
3/4/89	Michigan State	L	4-11	CCHA Quarterfinals	Munn Ice Arena	East Lansing, Mich.
1989-90						
3/2/90	Bowling Green (3)	L	1-7	CCHA Quarterfinals (6)	BGSU Ice Arena	Bowling Green, Ohio
3/3/90	Bowling Green	L	5-6	CCHA Quarterfinals	BGSU Ice Arena	Bowling Green, Ohio
1990-91						
3/1/91	Michigan (2)	L	4-5	CCHA Quarterfinals (7)	Yost Ice Arena	Ann Arbor, Mich.
3/2/91	Michigan	L	4-9	CCHA Quarterfinals	Yost Ice Arena	Ann Arbor, Mich.
1991-92						
3/13/92	Michigan (1)	L	2-4	CCHA Quarterfinals (8)	Yost Ice Arena	Ann Arbor, Mich.
3/14/92	Michigan	L	4-9	CCHA Quarterfinals	Yost Ice Arena	Ann Arbor, Mich.
1992-93						
3/11/93	Miami (1)	L	2-8	CCHA First Round (11)	Goggin Ice Arena	Oxford, Ohio
3/12/93	Miami	L	2-7	CCHA First Round	Goggin Ice Arena	Oxford, Ohio
1993-94						
3/11/94	Lake Superior State (2)	L	0-5	CCHA First Round (10)	Norris Center	Sault Ste. Marie, Mich.
3/12/94	Lake Superior State	L	0-8	CCHA First Round	Norris Center	Sault Ste. Marie, Mich.
1994-95						
3/7/95	Alaska Fairbanks (11)	W	7-2	CCHA Play-In (10)	OSU Ice Rink	Columbus, Ohio
3/10/95	Michigan (1)	L	2-7	CCHA Quarterfinals	Yost Ice Arena	Ann Arbor, Mich.
3/11/95	Michigan	L	0-4	CCHA Quarterfinals	Yost Ice Arena	Ann Arbor, Mich.
1995-96						
3/8/96	Lake Superior State (1)	L OT	3-4	CCHA First Round (8)	Taffy Abel Arena	Sault Ste. Marie, Mich.
3/9/96	Lake Superior State	L	2-8	CCHA First Round	Taffy Abel Arena	Sault Ste. Marie, Mich.
1996-97						
3/7/97	Miami (2)	L	1-4	CCHA Quarterfinals (7)	Goggin Ice Arena	Oxford, Ohio
3/8/97	Miami	L	2-4	CCHA Quarterfinals	Goggin Ice Arena	Oxford, Ohio
1997-98						
3/13/98	Lake Superior State (6)	W	2-1	CCHA Quarterfinals (3)	OSU Ice Rink	Columbus, Ohio
3/14/98	Lake Superior State	W	6-0	CCHA Quarterfinals	OSU Ice Rink	Columbus, Ohio
3/20/98	Michigan (2)	W	4-2	CCHA Semifinals	Joe Louis Arena	Detroit, Mich.
3/21/98	Michigan State (1)	L 2OT	2-3	CCHA Championship	Joe Louis Arena	Detroit, Mich.
3/27/98	Yale (W5)	W	4-0	NCAA West Regional (W4)	Yost Ice Arena	Ann Arbor, Mich.
3/28/98	Michigan State (W1)	W OT	4-3	NCAA West Regional	Yost Ice Arena	Ann Arbor, Mich.
4/2/98	Boston College (E2)	L	2-5	NCAA Frozen Four	Fleet Center	Boston, Mass.
1998-99						
3/12/99	Ferris State (6)	W	4-2	CCHA Quarterfinals (3)	Value City Arena	Columbus, Ohio
3/13/99	Ferris State	W	3-1	CCHA Quarterfinals	Value City Arena	Columbus, Ohio
3/19/99	Michigan (2)	L	2-3	CCHA Semifinals	Joe Louis Arena	Detroit, Mich.
3/26/99	Maine (E3)	L	2-4	NCAA East Regional (E6)	Centrum Centre	Worcester, Mass.
2000-01						
3/9/01	Nebraska-Omaha (4)	W OT	5-4	CCHA First Round (7)	Civic Auditorium	Omaha, Neb.
3/10/01	Nebraska-Omaha	L	1-2	CCHA First Round	Civic Auditorium	Omaha, Neb.
3/11/01	Nebraska-Omaha	L 2OT	3-4	CCHA First Round	Civic Auditorium	Omaha, Neb.
2001-02						
3/8/02	Western Michigan (6)	W OT	3-2	CCHA First Round (7)	Lawson Ice Arena	Kalamazoo, Mich.
3/9/02	Western Michigan	W	3-1	CCHA First Round	Lawson Ice Arena	Kalamazoo, Mich.
3/15/02	Alaska Fairbanks (4)	W OT	6-5	CCHA Quarterfinals	Joe Louis Arena	Detroit, Mich.
3/16/02	Michigan (1)	L OT	1-2	CCHA Semifinals	Joe Louis Arena	Detroit, Mich.

OHIO STATE AND THE POSTSEASON

DATE	OPPONENT (SEED)	W/L	OSU-OPP.	ROUND (OSU SEED)	ARENA	SITE
2002-03						
3/14/03	Nebraska-Omaha (10)	W	4-1	CCHA First Round (3)	Nationwide Arena	Columbus, Ohio
3/15/03	Nebraska-Omaha	W	3-1	CCHA First Round	Nationwide Arena	Columbus, Ohio
3/20/03	Notre Dame (7)	W	3-2	CCHA Quarterfinals	Joe Louis Arena	Detroit, Mich.
3/21/03	Michigan (2)	L	0-3	CCHA Semifinals	Joe Louis Arena	Detroit, Mich.
3/22/03	Northern Michigan (5)	L	1-4	CCHA Consolation	Joe Louis Arena	Detroit, Mich.
3/29/03	Boston College (3)	L	0-1	NCAA East Regional (2)	Dunkin' Donuts Center	Providence, R.I.
2003-04						
3/12/04	Bowling Green (9)	W	3-2	CCHA First Round (4)	Value City Arena	Columbus, Ohio
3/13/04	Bowling Green	W	5-2	CCHA First Round	Value City Arena	Columbus, Ohio
3/18/04	Notre Dame (5)	W OT	6-5	CCHA Quarterfinals	Joe Louis Arena	Detroit, Mich.
3/19/04	Miami (2)	W OT	4-3	CCHA Semifinals	Joe Louis Arena	Detroit, Mich.
3/20/04	Michigan (1)	W	4-2	CCHA Championship	Joe Louis Arena	Detroit, Mich.
3/26/04	Wisconsin (3)	L OT	0-1	NCAA East Regional (2)	Pepsi Arena	Albany, N.Y.
2004-05						
3/11/05	Ferris State (11)	W	4-2	CCHA First Round (2)	Value City Arena	Columbus, Ohio
3/12/05	Ferris State	L OT	0-1	CCHA First Round	Value City Arena	Columbus, Ohio
3/13/05	Ferris State	W OT	5-4	CCHA First Round	Value City Arena	Columbus, Ohio
3/18/05	Michigan State (5)	W	4-1	CCHA Semifinals	Joe Louis Arena	Detroit, Mich.
3/19/05	Michigan (1)	L	2-4	CCHA Championship	Joe Louis Arena	Detroit, Mich.
3/26/05	Cornell (2)	L	2-3	NCAA West Regional (3)	Mariucci Arena	Minneapolis, Minn.
2005-06						
3/3/06	Ferris State (7)	L	0-3	CCHA First Round (10)	Ewigleben Ice Arena	Big Rapids, Mich.
3/4/06	Ferris State	L	1-2	CCHA First Round	Ewigleben Ice Arena	Big Rapids, Mich.
2006-07						
3/2/07	Northern Michigan (10)	W	6-2	CCHA First Round (7)	OSU Ice Rink	Columbus, Ohio
3/3/07	Northern Michigan	L OT	2-3	CCHA First Round	OSU Ice Rink	Columbus, Ohio
3/4/07	Northern Michigan	L	2-3	CCHA First Round	OSU Ice Rink	Columbus, Ohio
2007-08						
3/7/08	Northern Michigan (6)	W	4-3	CCHA First Round (11)	Berry Events Center	Marquette, Mich.
3/8/08	Northern Michigan	L	2-4	CCHA First Round	Berry Events Center	Marquette, Mich.
3/9/08	Northern Michigan	L	1-6	CCHA First Round	Berry Events Center	Marquette, Mich.
2008-09						
3/6/09	Bowling Green (12)	W	5-4	CCHA First Round (5)	OSU Ice Rink	Columbus, Ohio
3/7/09	Bowling Green	W	7-1	CCHA First Round	OSU Ice Rink	Columbus, Ohio
3/13/09	Alaska (4)	L	0-4	CCHA Quarterfinals	Carlson Center	Fairbanks, Alaska
3/14/09	Alaska	W	4-2	CCHA Quarterfinals	Carlson Center	Fairbanks, Alaska
3/15/09	Alaska	L	0-1	CCHA Quarterfinals	Carlson Center	Fairbanks, Alaska
3/28/09	Boston University (1)	L	3-8	NCAA Northeast Regional (4)	Verizon Wireless Arena	Manchester, N.H.
2009-10						
3/5/10	Notre Dame (9)	W	3-1	CCHA First Round (8)	OSU Ice Rink	Columbus, Ohio
3/6/10	Notre Dame	W	8-2	CCHA First Round	OSU Ice Rink	Columbus, Ohio
3/12/10	Miami (1)	L	2-6	CCHA Quarterfinals	Steve Cady Arena	Oxford, Ohio
3/13/10	Miami	W OT	5-4	CCHA Quarterfinals	Steve Cady Arena	Oxford, Ohio
3/14/10	Miami	L	1-2	CCHA Quarterfinals	Steve Cady Arena	Oxford, Ohio
2010-11						
3/4/11	Lake Superior State (8)	L	0-4	CCHA First Round (9)	Taffy Abel Arena	Sault Ste. Marie, Mich.
3/4/11	Lake Superior State	L	2-3	CCHA First Round	Taffy Abel Arena	Sault Ste. Marie, Mich.
2011-12						
3/2/12	Notre Dame (8)	L	0-2	CCHA First Round (9)	Compton Family Arena	Notre Dame, Ind.
3/3/12	Notre Dame	L	2-4	CCHA First Round	Compton Family Arena	Notre Dame, Ind.
2012-13						
3/15/13	Ferris State (5)	L	2-4	CCHA Quarterfinals (4)	OSU Ice Rink	Columbus, Ohio
3/16/13	Ferris State	W	3-1	CCHA Quarterfinals	OSU Ice Rink	Columbus, Ohio
3/17/13	Ferris State	W	3-2	CCHA Quarterfinals	OSU Ice Rink	Columbus, Ohio
3/23/13	Notre Dame (2)	L	1-3	CCHA Semifinals	Joe Louis Arena	Detroit, Mich.

OHIO STATE AND THE POSTSEASON

2013-14

3/20/14	Michigan State (5)	W OT	2-1	B1G Quarterfinals (4)	Xcel Energy Center	Saint Paul, Minn.
3/21/14	Minnesota (1)	W	3-1	B1G Semifinals	Xcel Energy Center	Saint Paul, Minn.
3/22/14	Wisconsin (2)	L OT	5-4	B1G Championship	Xcel Energy Center	Saint Paul, Minn.

2014-15

3/19/15	Penn State (4)	W	3-1	B1G Quarterfinals (5)	Joe Louis Arena	Detroit, Mich.
3/20/15	Minnesota (1)	L	0-3	B1G Semifinals	Joe Louis Arena	Detroit, Mich.

2015-16

3/17/16	Michigan State (5)	W OT	4-3	B1G Quarterfinals (4)	Xcel Energy Center	Saint Paul, Minn.
3/18/16	Minnesota (1)	L	2-4	B1G Semifinals	Xcel Energy Center	Saint Paul, Minn.

2016-17

3/16/17	Michigan State (6)	W	6-3	B1G Quarterfinals (3)	Joe Louis Arena	Detroit, Mich.
3/17/17	Wisconsin (2)	L	1-2	B1G Semifinals	Joe Louis Arena	Detroit, Mich.
3/24/17	Minnesota Duluth (1)	L OT	2-3	NCAA West Regional (4)	Scheels Arena	Fargo, N.D.

2017-18

3/2/18	Michigan State (7)	W	6-2	B1G Quarterfinals (2)	Value City Arena	Columbus, Ohio
3/3/18	Michigan State	W OT	4-3	B1G Quarterfinals	Value City Arena	Columbus, Ohio
3/10/18	Michigan (3)	W OT	3-2	B1G Semifinals	Nationwide Arena	Columbus, Ohio

#Series decided by total goals

THE LAST TIME

Ohio State swept a home series.....	March 2-3, 2018 vs. Michigan State (6-2, 4-3 OT)
Ohio State was swept in a home series.....	Nov. 3-4, 2017 vs. Notre Dame (1-4, 2-3)
Ohio State swept a road series.....	Jan. 5-6, 2017 at Michigan State (4-1, 5-3)
Ohio State was swept in a road series.....	Dec. 4-5, 2015 at Minnesota (2-3 OT, 4-5 OT)
Ohio State swept on a weekend.....	Oct. 27-28, 2017 vs. Robert Morris (W vs. RMU 5-3, W at RMU 3-1)
Ohio State was swept on a weekend.....	Jan. 26&28, 2017 vs. Wisconsin (3-1 in Columbus, 3-2 OT in MSG)
Ohio State won in overtime.....	March 10, 2018 vs. Michigan (3-2)
Ohio State lost in overtime.....	March 24, 2017 vs. Minnesota Duluth (2-3 in NCAA Tournament)
Ohio State shut out an opponent.....	Home: Feb. 24, 2018 vs. Wisconsin (Nappier - 31 saves, 4-0 win)
	Road: Oct. 21, 2017 at Massachusetts (Romeo - 23 saves, 3-0 win)
	Neutral: Dec. 29, 2015 vs. Cornell (Frey - 27 saves, 8-0 win)
Ohio State had two shutouts in a series.....	Nov. 4-5, 2011 at Alabama-Huntsville (Hjelle/21 saves, Heeter/20 saves)
Ohio State was shut out.....	Home: Dec. 2, 2017 vs. Penn State (Jones - 33 saves)
	Road: Oct. 10, 2015 at Bowling Green (Nell - 25 saves)
	Neutral: March 20, 2015 vs. Minnesota (Wilcox - 39 saves)
Buckeye goalie had shutouts in back-to-back starts.....	Christian Frey, Dec. 29, 2015 vs. Cornell/Jan. 8, 2016 at Wisconsin
Ohio State won a B1G shootout.....	Feb. 17, 2018 at Minnesota (2-1, 8 rounds)
Ohio State lost a B1G shootout.....	Dec. 1, 2017 vs. Penn State (1-0, 3 rounds)
A Buckeye had a hat trick.....	Nov. 11, 2016 vs. UConn (David Gust)
An opponent had a hat trick.....	Feb. 3, 2017 at Michigan (Cooper Marody)
A Buckeye had four points.....	Feb. 4, 2017 at Michigan (Jobst - 2g, 2a)
An opponent had four points.....	Jan. 17, 2016 at Michigan (Kyle Connor - 2g, 2a)
A Buckeye had five or more points.....	March 6, 2010 vs. Notre Dame (Hunter Bishop - 3g, 2a)
An opponent had five or more points.....	Jan. 17, 2016 at Michigan (Tyler Motte - 3g, 2a)
Ohio State scored 10 or more goals.....	Oct. 28, 2016 at Niagara (W 10-2)
Ohio State allowed 10 or more goals.....	Jan. 16, 2015 vs. Michigan (L 6-10)
Ohio State had 40-49 shots on goal.....	March 3, 2018 vs. Michigan State (42)
Ohio State allowed 40-49 shots on goal.....	Feb. 10, 2018 at Notre Dame (40)
Ohio State had 50-59 shots on goal.....	Oct. 13, 2017 vs. RPI (57)
Ohio State had 20 or more shots in a period.....	March 2, 2018 vs. Michigan State (21/3rd)
Ohio State allowed 50-59 shots on goal.....	Jan. 20, 2017 at Penn State (59)
Ohio State allowed 60 or more shots on goal.....	Oct. 18, 2014 at Miami (62)
Ohio State allowed 20 or more shots in a period.....	Feb. 10, 2018 at Notre Dame (23/2nd)
Ohio State had 50 or more shots in back-to-back games.....	Dec. 2-3, 2005 vs. Alabama-Huntsville (55, 51)
Ohio State recorded 15 or fewer shots.....	Dec. 31, 2016 vs. Miami (15)
Ohio State allowed 15 or fewer shots.....	Oct. 28, 2017 at Robert Morris (14)
Ohio State allowed one shot in a period.....	Nov. 16, 2012 vs. Northern Michigan (1st period)
Ohio State had one shot in a period.....	Dec. 31, 2016 vs. Miami (3rd period)
Ohio State scored a SHG.....	Feb. 24, 2018 vs. Wisconsin (Mason Jobst)
Ohio State allowed a SHG.....	Dec. 2, 2017 vs. Penn State (Andrew Sturtz)
Ohio State scored two SHG in a game.....	Dec. 2, 2006 at Michigan State (Domenic Maiani, Bryce Anderson)
Ohio State allowed two SHG in a game.....	March 4, 2007 vs. Northern Michigan (Tarkir, Olver)
Ohio State won when trailing after one.....	Feb. 23, 2018 vs. Wisconsin (down 0-1, won 6-2)
Ohio State won when trailing after two.....	Feb. 23, 2018 vs. Wisconsin (down 1-2, won 6-2)
Ohio State lost when leading after one.....	Dec. 31, 2016 vs. Miami (up 2-1, lost 3-6)
Ohio State lost when leading after two.....	Dec. 31, 2016 vs. Miami (up 3-2, lost 3-6)
Ohio State scored an extra attacker goal.....	Nov. 4, 2017 vs. Notre Dame (Mason Jobst (pp/ex), Dakota Joshua (ex) L 2-3)
Ohio State allowed an extra attacker goal.....	Dec. 1, 2017 vs. Penn State (T OT 5-5)
Ohio State had a penalty shot.....	Oct. 30, 2015 vs. Mercyhurst (Mason Jobst/failed)
Ohio State faced a penalty shot.....	Nov. 10, 2017 at UConn(Benjamin Freeman/Tommy Nappier save)
Ohio State scored on an delayed penalty.....	Feb. 10, 2018 at Notre Dame (Matt Joyaux)
Ohio State allowed a goal on an delayed penalty.....	Jan. 20, 2017 at Penn State (James Robinson)
Ohio State had zero penalties.....	Feb. 16, 2018 at Minnesota
Ohio State faced zero power plays.....	Feb. 16, 2018 at Minnesota (0 penalties)
Ohio State scored four power play goals.....	Feb. 4, 2017 at Michigan (4-for-7)
Ohio State allowed four or more power play goals.....	Feb. 11, 2017 vs. Minnesota (6-for-10)
Ohio State scored four goals in a period.....	March 2, 2018 vs. Michigan State (3rd)
Ohio State scored five goals in a period.....	Feb. 23, 2018 vs. Wisconsin (3rd)
Ohio State allowed four goals in a period.....	March 3, 2017 vs. Michigan State (1st)
Ohio State allowed five goals in a period.....	Jan. 17, 2016 at Michigan (3rd)
Ohio State beat a team ranked No. 1 in the USCHO poll.....	Feb. 10, 2018 at Notre Dame (5-1)
Ohio State beat a team ranked 2 or 3 in the USCHO poll.....	Jan. 6, 2017 vs. #2 Penn State (3-0)
Ohio State beat a team ranked 4 or 5 in the USCHO poll.....	Feb. 10, 2017 vs. #5 Minnesota (5-4)
Ohio State scored the gamewinner in the final minute of regulation.....	Dec. 29, 2017 vs. Niagara (W 3-2, Tanner Laczynski GWG with :07 left)
Ohio State tied game in the final minute of regulation.....	Jan. 28, 2017 vs. Wisconsin (L OT 2-3, Josh Healey with :16 left)
Ohio State scored in first 10 seconds of a game.....	Dec. 31, 2016 vs. Miami (:09, Tommy Parran)
Player scored twice in 10 seconds or less.....	Jan. 16, 2015 vs. Michigan (Anthony Greco, :06 span)
Ohio State was ranked in Top 10 (6-10) of USCHO poll.....	March 6, 2018 (#6)
Ohio State was ranked in Top 5 (4-5) of USCHO poll.....	March 12, 2018 (#5)
Ohio State was ranked in Top 3 (1-3) of USCHO poll.....	Jan. 7, 2012 (#2)

2017-18 STATISTICS

GOAL BREAKDOWN

Scorer	17-18 Total	PP	SH	GW	GTG	1st Period	2nd Period	3rd Period	OT	B1G Shootout Made/Att.	Home	Away	Neutral	OSU Career
Ege														9
Fadyeyev	1						1				1			1
Fidler														7
Gabriele														
Gerard	11	1		3	3	2	5	1			5	6		15
Hein	4	3				1	2	1		0/1	3	1		9
Jobst	19	8	2	4		2	9	8		0/2	10	9		50
Joshua	14	6		3		2	4	8			10	4		31
Joyaux	1			1			1					1		4
Kearney	4			1			1	3			3	1		11
Laczinski	15	5		3		4	3	8		1/2	9	6		25
Lampasso	10	2		2	1	2	2	5	1		7	3		14
Larocque	2					1		1			1	1		6
McCormick	2					1		1		0/1	1	1		3
K. Miller	5	2		3	3	1	1			0/1	1	4		21
M. Miller	6	1		1		3	1	2			3	3		8
Moser	2						1	1			1	1		2
Myer	1	1				1				1/1	1			2
Parran														6
Pooley	2							2			1	1		2
Rounds														
Stork														17
Weis	13	5		3		5	4	3	1	0/2	6	7		41
Wiitala	7	2					1	6		0/1	4	3		38
Totals	119	36	2	24	1	29	34	54	3	2/11	67	52		

SITUATIONAL GOALS

Type	OSU	OPP
Even Strength	81	63
5x5	71	53
4x4	2	2
Empty Net (5x6)	6	3
Penalty Shot		1
Extra Attacker/Delayed Penalty (6x5)	2	3
Power Play	36	13
5x4	33	13
5x3	1	
4x3		
6x4 (empty net)	1	
5x5 (empty net)	1	
Shorthanded	2	2
4x5	2	2

First Minute of Game	3	1
First Goal of Game	20	17
First Minute of Period	8	2
Last Minute of Period	12	5
Home	67	45
Away	52	31
Neutral		
Totals	119	77

2017-18 STATISTICS

OHIO STATE RESULTS

Date	Opponent	Result	OSU Goals	OSU/OPP SOG	OSU Goalie (Saves/GA)	OSU PP	OSU PK	OSU P/PIM	Att.	Overall (B1G)
10/6	at UW	W 3-2	Jobst 2 , Wiitala	24/20	Romeo (18/2)	0/5	1/1	3/6	7,357	1-0-0 (1-0-0-0)
10/7	at UW	L 2-3	Gerard, Wiitala	18/25	Romeo (22/3)	0/6	4/4	4/8	9,480	1-1-0 (1-1-0-0)
10/13	RPI	T OT 1-1	Joshua	57/24	Romeo (23/1)	0/6	4/5	5/10	2,652	1-1-1
10/14	RPI	T OT 1-1	Lampasso	28/23	Romeo (22/1)	0/3	3/3	3/6	2,773	1-1-2
10/20	at UMass	W 3-1	M. Miller, Jobst 2 (pp/pp)	24/25	Romeo (24/1)	2/4	5/5	5/10	3,060	2-1-2
10/21	at UMass	W 3-0	K. Miller , Moser, Weis	32/23	Romeo (23/0)	0/6	3/3	4/8	2,2384	3-1-2
10/27	vs. RMU	W 5-3	Laczynski, Wiitala (pp), Fadyeyev, Weis , Pooley	45/27	Romeo (24/3)	1/4	3/4	5/10	3,489	4-1-2
10/28	at RMU	W 3-1	M. Miller, Laczynski 2 (ev/en)	40/14	Romeo (13/1)	0/4	4/5	5/10	1,504	5-1-2
11/3	vs. ND	L 1-4	Moser	24/18	Romeo (14/3)	0/1	3/3	4/8	6,749	5-2-2 (1-2-0-0)
11/4	vs. ND	L 2-3	Jobst (pp/ex), Joshua (ex)	41/21	Romeo (18/3) Nappier (2/0)	1/4	3/3	4/8	5,900	5-3-2 (1-3-0-0)
11/10	at UConn	W 5-4	Weis 2, Joshua (pp), Jobst (pp), Lampasso	21/39	Nappier (35/4)	2/4	4/5	7/25	3,506	6-3-2
11/11	at UConn	T OT 1-1	Laczynski	25/30	Romeo (29/1)	0/4	5/5	5/10	3,504	6-3-3
11/24	at UM	W 3-2	Gerard 2 , Wiitala (pp)	36/33	Romeo (31/2)	1/3	2/2	2/4	5,800	7-3-3 (2-3-0-0)
11/25	at UM	W 5-1	Lampasso 2 (ev/pp), Laczynski , Jobst (pp), Weis	35/35	Romeo (34/1)	2/4	3/3	5/10	5,626	8-3-3 (3-3-0-0)
12/1	vs. PSU	T OT 5-5 (SL)	Lampasso, Joshua, Laczynski (pp), Kearney, Gerard	48/36	Romeo (31/5)	1/3	5/5	5/10	4,281	8-3-4 (3-3-1-0)
12/2	vs. PSU	L 0-4	--	33/36	Romeo (32/4)	0/5	2/3	3/6	3,861	8-4-4 (3-4-1-0)
12/8	vs. MINN	W OT 2-1	Laczynski (pp), Lampasso	28/34	Romeo (33/1)	1/4	5/5	5/10	3,709	9-4-4 (4-4-1-0)
12/9	vs. MINN	W 4-1	Jobst 2 (ev/en), M. Miller , Laczynski	26/34	Romeo (33/1)	0/3	5/5	5/10	4,379	10-4-4 (5-4-1-0)
12/29	vs. NIA	W 3-2	M. Miller, McCormick, Laczynski	32/30	Romeo (28/2)	0/3	1/2	3/6	3,609	11-4-4
12/30	vs. NIA	W 4-1	M. Miller, Weis 2 (pp/pp), Wiitala	39/28	Nappier (27/1)	2/5	4/4	5/21	4,218	12-4-4
1/5	at MSU	W 4-1	Larocque, K. Miller (pp), Hein (pp), Laczynski	28/22	Romeo (21/1)	2/4	5/5	5/10	5,744	13-4-4 (6-4-1-0)
1/6	at MSU	W 5-3	Weis (pp), Joshua 2 , Wiitala, Gerard	31/23	Romeo (20/3)	1/4	4/5	6/12	4,751	14-4-4 (7-4-1-0)
1/12	at PSU	L 2-5	Jobst 2 (pp/pp)	47/36	Romeo (31/4)	2/4	1/3	3/6	6,077	14-5-4 (7-5-1-0)
1/13	at PSU	W 5-1	Laczynski, Gerard (pp/en), Joshua (pp), Pooley	42/31	Nappier (30/1)	2/5	2/2	3/6	6,182	15-5-4 (8-5-1-0)
1/26	vs. UM	W 4-0	K. Miller , Laczynski (pp), Jobst, Joshua (pp)	32/20	Romeo (32/0)	2/3	4/4	4/8	9,951	16-5-4 (9-5-1-0)
1/27	vs. UM	W 5-3	Gerard 2, Hein, Kearney , Jobst (sh)	29/31	Romeo (28/3)	0/5	3/3	7/14	8,830	17-5-4 (10-5-1-0)
2/2	vs. MSU	W 4-2	Hein (pp), Gerard, Joshua (ev/pp&en)	21/27	Romeo (25/2)	2/4	1/2	2/4	5,161	18-5-4 (11-5-1-0)
2/3	vs. MSU	L 3-6	Joshua (pp), Weis (pp), Hein (pp)	30/24	Romeo (12/5) Nappier (6/0)	3/5	4/4	4/8	8,062	18-6-4 (11-6-1-0)
2/9	at ND	L 1-2	K. Miller (pp)	32/29	Romeo (27/2)	1/4	6/6	7/14	5,291	18-7-4 (11-7-1-0)
2/10	at ND	W 5-1	Weis, Joyaux (dp), K. Miller, McCormick, Kearney (en)	38/40	Romeo (39/1)	0/5	4/5	5/10	5,202	19-7-4 (12-7-1-0)
2/16	at MINN	L 1-2	M. Miller (pp)	22/28	Romeo (26/2)	1/3	0/0	0/0	9,704	19-8-4 (12-8-1-0)
2/17	at MINN	T OT 1-1 (SW)	Jobst	39/35	Romeo (34/1)	0/2	3/3	3/6	10,257	19-8-5 (12-8-2-1)
2/23	vs. UW	W 6-2	Joshua 2 , Laczynski 2 (ev/pp), Lampasso, Kearney	38/34	Romeo (36/2)	1/5	3/3	6/12	6,650	20-8-5 (13-8-2-1)
2/24	vs. UW	W 4-0	Jobst 2 (ev/sh), Lampasso 2 (ev/en)	31/31	Nappier (31/0)	0/3	2/2	2/4	9,401	21-8-5 (14-8-2-1)
3/2	vs. MSU	W 6-2	Laczynski (pp), Weis (pp), Jobst , Larocque, Wiitala, Lampasso (pp)	40/20	Romeo (18/2)	3/5	2/2	2/4	2,696	22-8-5
3/3	vs. MSU	W OT 4-3	Jobst 2 (pp/ev), Wiitala, Gerard	42/18	Romeo (15/3)	1/2	1/2	2/4	3,839	23-8-5
3/10	vs. UM	W OT 3-2	Myer (pp), Joshua (pp), Weis	35/31	Romeo (29/2)	2/4	1/2	2/4	6,527	24-8-5

OSU game-winning/tying goal in bold

2017-18 STATISTICS

GOALS SCORED

#	Date	Opp.	Type	Player	Assist	Assist	Prd.
1	10/6	at UW	5x5	Wiitala	Gerard	--	2
2	10/6	at UW	5x5	Wiitala	McCormick	--	3
3	10/6	at UW	5x5	Jobst	Gerard	--	3
4	10/7	at UW	5x5	Gerard	Joyaux	Jobst	3
5	10/7	at UW	5x5	Wiitala	Gerard	Jobst	3
6	10/13	RPI	5x5	Joshua	McCormick	Wiitala	2
7	10/14	RPI	5x5	Lampasso	Stork	Wiitala	2
8	10/20	at UMass	5x5	M. Miller	McCormick	Kearney	1
9	10/20	at UMass	5x3 pp	Jobst	Weis	Laczynski	2
10	10/20	at UMass	5x4 pp	Jobst	Wiitala	Joshua	3
11	10/21	at UMass	5x5	K. Miller	Laczynski	Joshua	1
12	10/21	at UMass	5x5	Moser	Laczynski	Ege	2
13	10/21	at UMass	5x5	Weis	Laczynski	K. Miller	3
14	10/21	vs. RMU	5x5	Laczynski	Weis	--	1
15	10/21	vs. RMU	5x4 pp	Wiitala	Joshua	Jobst	2
16	10/21	vs. RMU	5x5	Fadyeyev	Weis	Larocque	2
17	10/21	vs. RMU	5x5	Weis	Laczynski	Larocque	2
18	10/21	vs. RMU	5x5	Pooley	Laczynski	--	3
19	10/21	at RMU	5x5	M. Miller	Rounds	Weis	3
20	10/21	at RMU	5x5	Laczynski	Moser	Ege	3
21	10/21	at RMU	5x6 en	Laczynski	Jobst	--	3
22	11/3	vs. ND	5x5	Moser	Jobst	--	3
23	11/4	vs. ND	6x4 pp ex	Jobst	Joshua	M. Miller	3
24	11/4	vs. ND	6x5 ex	Joshua	Laczynski	--	3
25	11/10	at UConn	5x5	Weis	Laczynski	Larocque	1
26	11/10	at UConn	5x5	Weis	Laczynski	Myer	1
27	11/10	at UConn	5x4 pp	Joshua	Jobst	M. Miller	2
28	11/10	at UConn	5x4 pp	Jobst	M. Miller	Weis	3
29	11/10	at UConn	5x5	Lampasso	Myer	Joshua	3
30	11/11	at UConn	5x5	Laczynski	Moser	--	3
31	11/24	at UM	5x5	Gerard	Laczynski	--	2
32	11/24	at UM	5x4 pp	Wiitala	Ege	Hein	3
33	11/24	at UM	5x5	Gerard	--	--	3
34	11/25	at UM	5x5	Lampasso	Kearney	Joyaux	1
35	11/25	at UM	5x5	Laczynski	Weis	--	2
36	11/25	at UM	5x4 pp	Jobst	Weis	Laczynski	2
37	11/25	at UM	4x4	Weis	Laczynski	--	3
38	11/25	at UM	5x4 pp	Lampasso	McCormick	Larocque	3
39	12/1	vs. PSU	5x5	Lampasso	Pooley	Kearney	1
40	12/1	vs. PSU	5x5	Joshua	Laczynski	Gerard	3
41	12/1	vs. PSU	5x4 pp	Laczynski	Jobst	M. Miller	3
42	12/1	vs. PSU	5x5	Kearney	Lampasso	Pooley	3
43	12/1	vs. PSU	5x5	Gerard	Weis	Laczynski	3
44	12/8	vs. MINN	5x4 pp	Laczynski	Jobst	Weis	1
45	12/8	vs. MINN	5x5	Lampasso	Joshua	Stork	OT
46	12/9	vs. MINN	5x5	Jobst	Wiitala	Parran	1
47	12/9	vs. MINN	5x5	M. Miller	Weis	--	3
48	12/9	vs. MINN	5x6 en	Laczynski	Jobst	Joshua	3
49	12/9	vs. MINN	5x6 en	Jobst	Weis	Laczynski	3
50	12/29	vs. NIA	5x5	M. Miller	McCormick	Laczynski	1
51	12/29	vs. NIA	5x5	McCormick	Joyaux	Kearney	1
52	12/29	vs. NIA	5x5	Laczynski	Gerard	Weis	3
53	12/30	vs. NIA	5x5	M. Miller	Jobst	Rounds	1
54	12/30	vs. NIA	5x4 pp	Weis	Hein	Laczynski	1
55	12/30	vs. NIA	5x4 pp	Weis	Hein	Jobst	2
56	12/30	vs. NIA	5x5	Wiitala	Hein	--	3
57	1/5	at MSU	5x5	Larocque	Gerard	Laczynski	1
58	1/5	at MSU	5x4 pp	K. Miller	Wiitala	Joshua	1
59	1/5	at MSU	5x4 pp	Hein	Laczynski	Weis	2
60	1/5	at MSU	5x5	Laczynski	--	--	2
61	1/6	at MSU	5x4 pp	Weis	Laczynski	Ege	1
62	1/6	at MSU	5x5	Joshua	Kearney	Joyaux	1
63	1/6	at MSU	4x4	Wiitala	Joyaux	Larocque	3
64	1/6	at MSU	5x5	Joshua	--	--	3
65	1/6	at MSU	5x5	Gerard	Weis	Laczynski	3
66	1/12	at PSU	5x4 pp	Jobst	Laczynski	Weis	2
67	1/12	at PSU	5x4 pp	Jobst	Ege	Laczynski	2
68	1/13	at PSU	5x5	Laczynski	Gerard	Weis	1
69	1/13	at PSU	5x4 pp	Gerard	Hein	Laczynski	1
70	1/13	at PSU	5x4 pp	Joshua	Myer	Miller	2
71	1/13	at PSU	5x6 en	Gerard	Weis	Laczynski	3
72	1/13	at PSU	5x5	Pooley	--	--	3
73	1/26	vs. UM	5x5	K. Miller	Joshua	Parran	1
74	1/26	vs. UM	5x4 pp	Laczynski	Weis	Jobst	2
75	1/26	vs. UM	5x5	Jobst	M. Miller	--	3
76	1/26	vs. UM	5x4 pp	Joshua	M. Miller	Myer	3
77	1/27	vs. UM	5x5	Gerard	--	--	1
78	1/27	vs. UM	5x5	Gerard	Laczynski	Weis	2
79	1/27	vs. UM	5x5	Hein	Wiitala	--	2
80	1/27	vs. UM	5x5	Kearney	Ege	--	2
81	1/27	vs. UM	4x5 sh	Jobst	Stork	--	3
82	2/2	vs. MSU	5x4 pp	Hein	Jobst	Ege	1
83	2/2	vs. MSU	5x5	Gerard	Weis	Ege	1
84	2/2	vs. MSU	5x5	Joshua	Kearney	Larocque	3
85	2/2	vs. MSU	5x5 pp/en	Joshua	Weis	Laczynski	3
86	2/3	vs. MSU	5x4 pp	Joshua	Wiitala	--	1
87	2/3	vs. MSU	5x4 pp	Weis	Hein	Jobst	2
88	2/3	vs. MSU	5x4 pp	Hein	Jobst	Weis	3
89	2/9	at ND	5x4 pp	K. Miller	Wiitala	Myer	2
90	2/10	at ND	5x5	Weis	M. Miller	Myer	1
91	2/10	at ND	6x5 dp	Joyaux	Kearney	Stork	2
92	2/10	at ND	5x5	K. Miller	Ege	Stork	3
93	2/10	at ND	5x5	McCormick	Wiitala	Jobst	3
94	2/10	at ND	5x6 en	Kearney	Lampasso	--	3
95	2/16	at MINN	5x4 pp	M. Miller	Myer	Gerard	2
96	2/17	at MINN	5x5	Jobst	Gerard	--	2
97	2/23	vs. UW	5x5	Joshua	Stork	Gerard	2
98	2/23	vs. UW	5x4 pp	Laczynski	Jobst	Ege	3
99	2/23	vs. UW	5x5	Joshua	Joyaux	Lampasso	3
100	2/23	vs. UW	5x5	Lampasso	Myer	M. Miller	3
101	2/23	vs. UW	5x5	Laczynski	Weis	Gerard	3
102	2/23	vs. UW	5x5	Kearney	K. Miller	Jobst	3
103	2/24	vs. UW	5x5	Jobst	Kearney	Ege	2
104	2/24	vs. UW	4x5 sh	Jobst	Wiitala	Myer	2
105	2/24	vs. UW	5x5	Lampasso	Kearney	--	2
106	2/24	vs. UW	5x6 en	Lampasso	Ege	--	3
107	3/2	vs. MSU	5x4 pp	Laczynski	Ege	Jobst	1
108	3/2	vs. MSU	5x4 pp	Weis	Laczynski	Ege	2
109	3/2	vs. MSU	5x5	Jobst	Parran	Joyaux	3

2017-18 STATISTICS

110	3/2	vs. MSU	5x5	Larocque	Stork	McCormick	3
111	3/2	vs. MSU	5x5	Wittala	Kearney	Jobst	3
112	3/2	vs. MSU	5x4 pp	Lampasso	Pooley	Kearney	3
113	3/3	vs. MSU	5x4 pp	Jobst	Weis	Ege	1
114	3/3	vs. MSU	5x5	Jobst	Kearney	--	2
115	3/3	vs. MSU	5x5	Wittala	Jobst	--	2
116	3/3	vs. MSU	5x5	Gerard	Larocque	--	OT
117	3/10	vs. UM	5x4 pp	Myer	M. Miller	Joshua	1
118	3/10	vs. UM	5x4 pp	Joshua	Wittala	M. Miller	3
119	3/10	vs. UM	5x5	Weis	Laczynski	Ege	OT

2017-18 STATISTICS

GAME-BY-GAME GOALS-ASSISTS-POINTS/PUS-MINUS

Date	Opp.	Larocque	Myer	Parran	Ege	Joshua	Laczynski	Wiitala	Fidler	Pooley	Gerard	Weis	McCormick
10/6	at UW	0-0-0/+1	0-0-0/+1	0-0-0/0	0-0-0/+1	0-0-0/+1	0-0-0/1	1-0-1/+1	DNP	0-0-0/0	0-2-2/+2	0-0-0/-1	0-1-1/+1
10/7	at UW	0-0-0/0	0-0-0/1	0-0-0/-1	0-0-0/0	DNP	0-0-0/1	1-0-1/0	DNP	0-0-0/0	1-1-2/+1	0-0-0/-1	0-0-0/0
10/13	RPI	0-0-0/0	0-0-0/0	0-0-0/0	0-0-0/+1	1-0-1/+1	0-0-0/0	0-1-1/+1	DNP	0-0-0/0	0-0-0/0	0-0-0/0	0-1-1/+1
10/14	RPI	0-0-0/0	DNP	0-0-0/-1	0-0-0/+1	0-0-0/-1	0-0-0/0	0-1-1/+1	DNP	0-0-0/0	0-0-0/0	0-0-0/-1	DNP
10/20	at UMass	0-0-0/-1	0-0-0/0	0-0-0/+1	0-0-0/0	0-1-1/0	0-1-1/0	0-1-1/0	DNP	0-0-0/0	0-0-0/0	0-1-1/0	0-1-1/0
10/21	at UMass	0-0-0/0	0-0-0/0	0-0-0/+2	0-1-1/+1	0-1-1/0	0-3-3/+3	0-0-0/0	DNP	0-0-0/0	0-0-0/0	1-0-1/+3	0-0-0/0
10/27	vs. RMU	0-2-2/+4	0-0-0/+2	0-0-0/0	0-0-0/-1	0-1-1/-1	1-2-3/+2	1-0-1/-1	DNP	1-0-1/+1	0-0-0/0	1-2-3/+3	DNP
10/28	at RMU	0-0-0/0	0-0-0/0	DNP	0-1-1/+2	0-0-0/+1	2-0-2/+3	0-0-0/0	DNP	0-0-0/0	0-0-0/0	0-1-1/+2	0-0-0/0
11/3	vs. ND	0-0-0/-1	0-0-0/-1	0-0-0/0	0-0-0/-2	0-0-0/-2	0-0-0/1	0-0-0/1	DNP	0-0-0/0	0-0-0/0	0-0-0/-1	DNP
11/4	vs. ND	0-0-0/-1	0-0-0/0	DNP	0-0-0/-1	1-1-2/-1	0-1-1/0	0-0-0/0	DNP	0-0-0/0	0-0-0/1	0-0-0/+1	0-0-0/0
11/10	at UConn	0-1-1/0	0-2-2/+1	0-0-0/0	0-0-0/0	1-1-2/+2	0-2-2/+1	0-0-0/0	DNP	0-0-0/0	0-0-0/1	2-1-3/0	DNP
11/11	at UConn	0-0-0/0	0-0-0/0	0-0-0/0	0-0-0/0	0-0-0/+1	1-0-1/0	0-0-0/0	DNP	0-0-0/0	DNP	0-0-0/-1	0-0-0/0
11/24	at UM	0-0-0/+1	0-0-0/0	DNP	0-1-1/+1	0-0-0/1	0-1-1/+2	1-0-1/-2	DNP	0-0-0/0	2-0-2/+2	0-0-0/+1	DNP
11/25	at UM	0-1-1/+1	0-0-0/+2	DNP	0-0-0/0	0-0-0/-1	1-2-3/+2	0-0-0/0	DNP	0-0-0/+1	0-0-0/+1	1-2-3/+2	0-1-1/-1
12/1	vs. PSU	0-0-0/-3	0-0-0/+3	DNP	0-0-0/-2	1-0-1/-1	1-2-3/+1	0-0-0/0	DNP	0-2-2/0	1-1-2/+1	0-1-1/0	DNP
12/2	vs. PSU	0-0-0/0	0-0-0/0	0-0-0/-2	DNP	0-0-0/1	0-0-0/-2	0-0-0/0	DNP	0-0-0/-1	0-0-0/1	0-0-0/-2	0-0-0/0
12/8	vs. MINN	0-0-0/+1	0-0-0/-1	DNP	0-0-0/+1	0-1-1/+1	1-0-1/0	0-0-0/1	DNP	0-0-0/0	0-0-0/0	0-1-1/0	0-0-0/-1
12/9	vs. MINN	0-0-0/+1	0-0-0/+1	0-1-1/+1	0-0-0/+2	0-1-1/0	1-1-2/+3	0-1-1/+1	DNP	0-0-0/0	0-0-0/0	0-2-2/+2	DNP
12/29	vs. NIA	0-0-0/+1	0-0-0/+1	DNP	0-0-0/+1	DNP	1-0-1/+1	0-0-0/0	DNP	0-0-0/+1	0-1-1/+1	0-1-1/+1	1-0-1/+1
12/30	vs. NIA	0-0-0/0	0-0-0/-1	DNP	0-0-0/-1	DNP	0-1-1/0	1-0-1/+1	DNP	0-0-0/-1	0-0-0/0	2-0-2/0	0-0-0/+1
1/5	at MSU	1-0-1/+2	0-0-0/0	DNP	0-0-0/+2	0-1-1/0	1-1-2/+2	0-1-1/0	DNP	0-0-0/0	0-1-1/+2	0-2-2/+2	DNP
1/6	at MSU	0-1-1/+2	DNP	0-0-0/0	0-1-1/+1	2-0-2/+2	0-2-2/0	1-0-1/+1	DNP	0-0-0/-1	1-0-1/0	1-1-2/0	0-0-0/-1
1/12	at PSU	0-0-0/0	0-0-0/0	0-0-0/-2	0-1-1/-2	0-0-0/1	0-2-2/1	0-0-0/1	DNP	0-0-0/1	0-0-0/0	0-1-1/-1	DNP
1/13	at PSU	0-0-0/0	0-1-1/+1	0-0-0/+2	0-0-0/0	1-0-1/0	1-2-3/+2	0-0-0/1	DNP	1-0-1/+1	2-1-3/+2	0-2-2/+2	0-0-0/0
1/26	vs. UM	0-0-0/0	0-1-1/0	0-1-1/+2	0-0-0/0	1-1-2/+1	1-0-1/0	0-0-0/+1	DNP	0-0-0/0	0-0-0/0	0-1-1/0	DNP
1/27	vs. UM	0-0-0/+2	0-0-0/1	0-0-0/0	0-1-1/+3	0-0-0/+1	0-1-1/+1	0-1-1/0	DNP	0-0-0/1	2-0-2/+2	0-1-1/+1	DNP
2/2	vs. MSU	0-1-1/0	0-0-0/+1	0-0-0/0	0-2-2/0	2-0-2/+1	0-1-1/+2	0-0-0/1	DNP	0-0-0/0	1-0-1/+2	0-2-2/+1	DNP
2/3	vs. MSU	0-0-0/0	0-0-0/1	0-0-0/-3	0-0-0/-1	1-0-1/-2	0-0-0/1	0-1-1/-1	DNP	0-0-0/-2	0-0-0/0	1-1-2/-1	DNP
2/9	at ND	0-0-0/-1	0-1-1/-1	0-0-0/0	0-0-0/-1	DNP	0-0-0/1	0-1-1/-1	DNP	0-00/0	0-0-0/1	0-0-0/1	0-0-0/-1
2/10	at ND	0-0-0/+1	0-1-1/+2	0-0-0/+1	0-1-1/+2	DNP	0-0-0/+1	0-1-1/+1	DNP	0-0-0/+1	0-0-0/+1	1-0-1/+2	1-0-1/+1
2/16	at MINN	0-0-0/0	0-1-1/0	DNP	0-0-0/0	DNP	0-0-0/1	0-0-0/1	DNP	0-0-0/0	0-1-1/-1	0-0-0/1	0-0-0/1
2/17	at MINN	0-0-0/0	0-0-0/0	DNP	0-0-0/0	DNP	0-0-0/1	0-0-0/1	DNP	0-0-0/0	0-1-1/+1	0-0-0/1	0-0-0/0
2/23	vs. UW	0-0-0/+1	0-1-1/0	DNP	0-1-1/0	2-0-2/+4	2-0-2/+1	0-0-0/1	DNP	0-0-0/+1	0-2-2/+2	0-1-1/0	DNP
2/24	vs. UW	0-0-0/+3	0-1-1/+2	DNP	0-2-2/+2	0-0-0/0	0-0-0/0	0-1-1/+2	DNP	0-0-0/0	0-0-0/0	0-0-0/0	DNP
3/2	vs. MSU	1-0-1/+1	0-0-0/0	0-1-1/-1	0-2-2/+2	0-0-0/-1	1-1-2/-1	1-0-1/+2	DNP	0-1-1/+1	0-0-0/1	1-0-1/-1	0-1-1/0
3/3	vs. MSU	0-1-1/+3	0-0-0/1	0-0-0/-1	0-1-1/+3	0-0-0/-1	0-0-0/0	1-0-1/+2	DNP	0-0-0/0	1-0-1/0	0-1-1/0	0-0-0/0
3/10	vs. UM	0-0-0/+1	1-0-1/-1	0-0-0/0	0-1-1/+1	1-1-2/0	0-1-1/0	0-1-1/0	DNP	0-0-0/0	0-0-0/0	1-0-1/0	0-0-0/0

2017-18 STATISTICS

GAME-BY-GAME GOALS-ASSISTS-POINTS/PUS-MINUS

Date	Opp.	Lampasso	K. Miller	Moser	Fadyeyev	Rounds	Kearney	Jobst	Stork	Hein	Joyaux	M. Miller	Gabriele
10/6	at UW	0-0-0/0	0-0-0/+2	0-0-0/0	DNP	DNP	0-0-0/0	2-0-2/+2	0-0-0/-1	DNP	0-0-0/+1	DNP	DNP
10/7	at UW	0-0-0/0	0-0-0/-1	0-0-0/-1	DNP	DNP	0-0-0/0	0-2-2/+1	0-0-0/-1	DNP	0-1-1/0	0-0-0/+1	DNP
10/13	RPI	0-0-0/0	0-0-0/0	0-0-0/+1	DNP	DNP	0-0-0/0	0-0-0/0	0-0-0/0	DNP	0-0-0/0	DNP	DNP
10/14	RPI	1-0-1/+1	0-0-0/-1	0-0-0/0	0-0-0/0	DNP	0-0-0/0	0-0-0/0	0-1-1/+1	DNP	0-0-0/0	0-0-0/0	DNP
10/20	at UMass	0-0-0/0	0-0-0/0	0-0-0/-1	DNP	DNP	0-1-1/0	2-0-2/0	0-0-0/0	DNP	DNP	1-0-1/+1	DNP
10/21	at UMass	0-0-0/0	1-1-2/+3	1-0-1/+1	DNP	DNP	0-0-0/0	0-0-0/0	0-0-0/0	DNP	DNP	0-0-0/+2	DNP
10/27	vs. RMU	0-0-0/0	0-0-0/+3	0-0-0/-1	1-0-1/0	DNP	0-0-0/+1	0-1-1/-1	0-0-0/-1	DNP	DNP	0-0-0/0	DNP
10/28	at RMU	DNP	0-0-0/+1	0-1-1/+2	0-0-0/+1	0-1-1/+1	0-0-0/0	0-1-1/+1	0-0-0/0	DNP	DNP	1-0-1/+1	DNP
11/3	vs. ND	0-0-0/-1	0-0-0/0/1	1-0-1/-2	0-0-0/-1	DNP	0-0-0/0	0-1-1/-1	0-0-0/-1	DNP	DNP	0-0-0/0	DNP
11/4	vs. ND	0-0-0/0	0-0-0/0	0-0-0/-1	0-0-0/-1	0-0-0/-1	0-0-0/-2	1-0-1/+1	0-0-0/-1	DNP	DNP	0-1-1/0	DNP
11/10	at UConn	1-0-1/+1	0-0-0/0	0-0-0/0	DNP	DNP	0-0-0/-1	1-1-2/-1	0-0-0/0	0-0-0/-1	DNP	0-2-2/-1	DNP
11/11	at UConn	DNP	0-0-0/-1	0-1-1/0	0-0-0/0	DNP	0-0-0/0	0-0-0/0	0-0-0/+1	0-0-0/0	DNP	0-0-0/0	DNP
11/24	at UM	0-0-0/+1	0-0-0/0	0-0-0/-1	DNP	DNP	0-0-0/0	0-0-0/-2	0-0-0/0	0-1-1/-1	0-0-0/-1	0-0-0/0	DNP
11/25	at UM	2-0-2/+1	DNP	0-0-0/-1	DNP	DNP	0-1-1/+1	1-0-1/0	0-0-0/-1	0-0-0/0	0-1-1/0	0-0-0/+2	DNP
12/1	vs. PSU	1-1-2/-1	0-0-0/0	0-0-0/0	DNP	DNP	1-1-2/0	0-1-1/-1	0-0-0/-1	0-0-0/-1	0-0-0/0	0-1-1/0	DNP
12/2	vs. PSU	0-0-0/-1	0-0-0/0	0-0-0/0	DNP	DNP	0-0-0/-1	0-0-0/0	0-0-0/0	DNP	0-0-0/-2	0-0-0/-2	DNP
12/8	vs. MINN	1-0-1/+1	DNP	0-0-0/0	DNP	DNP	0-0-0/0	0-1-1/-1	0-1-1/+1	0-0-0/0	0-0-0/0	0-0-0/1	DNP
12/9	vs. MINN	0-0-0/-1	0-0-0/+1	0-0-0/0	DNP	DNP	0-0-0/0	2-1-3/+3	0-0-0/0	0-0-0/0	DNP	1-0-1/+1	DNP
12/29	vs. NIA	0-0-0/0	0-1-1/0	0-0-0/0	DNP	DNP	0-1-1/+1	0-1-1/0	0-0-0/0	0-0-0/0	0-1-1/0	1-0-1/+1	DNP
12/30	vs. NIA	0-0-0/-1	0-0-0/+1	0-0-0/+1	DNP	0-1-1/+2	0-0-0/+1	0-2-2/+1	0-0-0/-1	0-3-3/+1	DNP	1-0-1/+1	DNP
1/5	at MSU	0-0-0/0	1-0-1-1	DNP	DNP	0-0-0/-1	0-0-0/-1	0-0-0/-1	0-0-0/0	1-0-1/0	0-0-0/-1	0-0-0/0	DNP
1/6	at MSU	DNP	0-0-0/+2	0-0-0/-2	DNP	DNP	0-1-1/+2	0-0-0/+1	0-0-0/-1	0-0-0/0	0-2-2/+1	0-0-0/+2	DNP
1/12	at PSU	0-0-0/-2	0-0-0/0	0-0-0/-1	DNP	DNP	0-0-0/0	2-0-2/-1	0-0-0/-2	0-0-0/-1	0-0-0/0	DNP	DNP
1/13	at PSU	0-0-0/0	0-1-1/0	0-0-0/0	DNP	DNP	0-0-0/+1	DNP	0-0-0/0	0-1-1/-1	0-0-0/+1	DNP	DNP
1/26	vs. UM	0-0-0/+1	1-0-1/+1	DNP	DNP	DNP	0-0-0/0	1-1-2/+1	0-0-0/0	0-0-0/+1	0-0-0/+1	0-2-2/+1	DNP
1/27	vs. UM	0-0-0/-1	0-0-0/+1	DNP	DNP	0-0-0/0	1-0-1/+1	1-0-1/+1	0-1-1/0	1-0-1/0	DNP	0-0-0/0	DNP
2/2	vs. MSU	0-0-0/0	0-0-0/0	0-0-0/0	DNP	DNP	0-1-1/0	0-1-1/-1	0-0-0/0	1-0-1/-1	DNP	0-0-0/+1	DNP
2/3	vs. MSU	0-0-0/-4	0-0-0/-1	0-0-0/-4	DNP	DNP	0-0-0/0	0-2-2/-3	0-0-0/-2	1-1-2/-3	DNP	0-0-0/-2	DNP
2/9	at ND	0-0-0/0	1-0-1/0	DNP	DNP	DNP	0-0-0/0	0-0-0/-1	0-0-0/0	0-0-0/0	0-0-0/0	0-0-0/-1	DNP
2/10	at ND	0-1-1/+1	1-0-1/+1	DNP	DNP	DNP	1-1-2/+3	0-1-1/+1	0-2-2/+2	0-0-0/0	1-0-1/+3	0-1-1/+2	DNP
2/16	at MINN	0-0-0/0	0-0-0/0	0-0-0/-2	DNP	DNP	0-0-0/0	0-0-0/-1	0-0-0/0	0-0-0/0	0-0-0/-2	1-0-1/0	DNP
2/17	at MINN	0-0-0/0	0-0-0/0	0-0-0/0	DNP	DNP	0-0-0/0	1-0-1/+1	0-0-0/+1	0-0-0/0	0-0-0/0	0-0-0/0	DNP
2/23	vs. UW	1-1-2/+2	0-1-1/+1	0-0-0/+2	DNP	DNP	1-0-1/+1	0-2-2/-2	0-1-1/+2	0-0-0/-2	0-1-1/+2	0-1-1/+1	DNP
2/24	vs. UW	2-0-2/+2	0-0-0/+1	0-0-0/0	DNP	DNP	0-2-2/+2	2-0-2/+2	0-0-0/+1	0-0-0/0	0-0-0/+1	0-0-0/+1	DNP
3/2	vs. MSU	1-0-1/0	0-0-0/0	DNP	DNP	DNP	0-2-2/+2	1-2-3/+2	0-1-1/0	DNP	0-1-1/0	0-0-0/0	DNP
3/3	vs. MSU	0-0-0/-1	0-0-0/-1	DNP	DNP	DNP	0-1-1/+2	2-1-3/+2	0-0-0/0	DNP	0-0-0/-1	0-0-0/-1	DNP
3/10	vs. UM	0-0-0/0	DNP	0-0-0/0	DNP	DNP	0-0-0/0	0-0-0/0	0-0-0/0	DNP	0-0-0/0	0-2-2/-1	DNP

2017-18 STATISTICS

OHIO STATE'S RECORDS WHEN ...

	Scores a Goal	Records an Assist	Scores a Point	Has positive +/-
Ege		12-1-0	12-1-0	15-0-2
Fadye yev	1-0-0		1-0-0	1-0-0
Fidler				
Gabriele				
Gerard	6-1-1	5-2-2	10-2-2	9-1-2
Hein	3-1-0	3-1-0	6-1-0	2-0-0
Jobst	11-2-1	13-3-1	19-5-2	11-2-1
Joshua	6-2-2	9-1-0	12-2-2	9-0-1
Joyaux	1-0-0	5-1-0	6-1-0	7-0-0
Kearney	3-0-1	9-0-1	12-0-1	11-0-0
Laczynski	11-0-1	15-2-1	20-2-1	14-0-1
Lampasso	6-0-2	2-0-1	7-0-2	8-0-1
Larocque	3-0-0	5-0-0	8-0-0	16-0-0
McCormick	2-0-0	4-0-1	6-0-1	4-0-1
K. Miller	4-1-0	4-0-0	7-1-0	12-0-0
M. Miller	5-1-0	5-1-1	10-2-1	13-1-0
Moser	1-1-0	1-0-0	2-1-0	4-0-1
Moysel				
Myer	1-0-0	6-2-0	7-2-0	10-0-1
Nappier				
Parran		3-0-0	3-0-0	6-0-0
Pooley	2-0-0	1-0-1	3-0-1	7-0-0
Romeo				
Rounds		2-0-0	2-0-0	2-0-0
Stork		6-0-1	6-0-1	4-0-2
Weis	9-1-0	16-2-1	21-2-1	13-1-0
Wiitala	7-1-0	7-2-2	14-3-2	8-0-2

Playing at home	13-4-3
Playing on the road	11-4-2
Playing at a neutral site	
Game goes to overtime	3-0-5
B1G game goes to a shootout	0-0-2-1
OSU scores first	17-0-3
Opponent scores first	7-8-2
Leading after one period	15-0-0
Trailing after one period	3-5-1
Tied after one period	6-3-4
Leading after two periods	16-0-1
Trailing after two periods	1-8-1
Tied after two periods	7-0-3
OSU outshoots opponent	13-5-4
Opponent outshoots OSU	9-3-1
Shots are even	2-0-0
Game is decided by one goal	7-4-0
Game decided by two goals	6-0-0
Game decided by three goals	4-4-0
Game decided by 4+ goals	7-1-0
OSU has more PIM than opp.	8-1-3
Opp. has more PIM than OSU	13-7-1
Penalties are even	3-0-1
Scoring zero goals	0-1-0
Scoring one goal	0-3-4
Scoring two goals	1-3-0
Scoring three goals	7-1-0
Scoring four goals	7-0-0
Scoring five goals	7-0-1
Scoring six or more goals	2-0-0

Scoring zero PPG	8-3-4
Scoring one power-play goal	6-3-1
Scoring two power-play goals	9-1-0
Scoring three or more PPG	1-1-0
Recording 11-20 shots	0-1-0
Recording 21-30 shots	8-3-2
Recording 31-40 shots	13-2-1
Recording 41-50 shots	3-2-1
Recording 51+ shots	0-0-1
Allowing 11-20 shots on goal	4-1-0
Allowing 21-30 shots on goal	8-5-3
Allowing 31-40 shots on goal	12-2-2
Allowing 41-50 shots on goal	
Allowing 51+ or more shots	
Playing in October	5-1-2
Playing in November	3-2-1
Playing in December	4-1-1
Playing in January	5-1-0
Playing in February	4-3-1
Playing in March	3-0-0
On Olympic Size Ice	3-1-1
In white sweaters	10-2-2
In scarlet sweaters	11-4-2
In gray sweaters	2-1-1
In military sweaters	1-1-0
In first game of series/week-end	12-4-2
In second game of series/week-end	11-4-3
On Friday	13-4-2
On Saturday	11-4-3

2017-18 STATISTICS

TEAM HIGHS/LOWS

MULTIPLE GOAL GAMES					
	2G	3G	4G	5G	Total
Gerard	3				3
Jobst	6				6
Joshua	3				3
Laczynski	2				2
Lampasso	2				2
Weis	2				2
MULTIPLE ASSIST GAMES					
	2A	3A	4A	5A	Total
Ege	3				3
Gerard	2				2
Hein		1			1
Jobst	5				5
Joyaux	1				1
Kearney	2				2
Laczynski	6	1			7
Larocque	1				1
M. Miller	3				3
Myer	1				1
Pooley	1				1
Stork	1				1
Weis	6				6
MULTIPLE POINT GAMES					
	2P	3P	4P	5P	Total
Ege	3				3
Gerard	6	1			7
Hein	1	1			2
Jobst	10	3			13
Joshua	7				7
Joyaux	1				1
Kearney	4				4
Laczynski	9	4			13
Lampasso	4				4
Larocque	1				1
K. Miller	2				2
M. Miller	3				3
Myer	1				1
Pooley	1				1
Stork	1				1
Weis	7	3			10

Most Goals, Game	6	2x, 3/2 vs. Michigan State 2/23 vs. Wisconsin
Fewest Goals, Game	0	12/2 vs. Penn State
Most Goals, Period	5	2/23 vs. Wisconsin
Most Goals, First Period	2	6x, last 2/2 vs. Michigan State
Most Goals, Second Period	3	3x, last 2/24 vs. Wisconsin
Most Goals, Third Period	5	2/23 vs. Wisconsin
Most PPG, Game	3	2x, 3/2 vs. Michigan State 2/3 vs. Michigan State
Most PP Attempts, Game	6	3x, last 10/21 at UMass
Most SHG, Game	1	2x, last 2/24 vs. Wisconsin
Most SOG, Game	57	10/13 vs. RPI
Most SOG, Period	26	10/13 vs. RPI
Fewest SOG, Game	18	10/7 at Wisconsin
Fewest SOG, Period	3	2x, last 12/9/17 vs. Minnesota (2nd)
Most Penalties, Game	7	3x, last 2/9 at Notre Dame
Most Penalty Minutes, Game	25	11/10 vs. UConn
Fewest Penalties, Game	0	2/16 at Minnesota
Fewest PIM, Game	0	2/16 at Minnesota
Most Saves, Game	39	2/10 at Notre Dame
Most Saves, Period	23	2/10 at Notre Dame
Most Goals Against, Game	6	2/3 vs. Michigan State
Most Goals Against, Period	3	2x, last 2/3 vs. Michigan State (1st)
Fewest Goals Against, Game	0	3x, last 2/24 vs. Wisconsin
Most PP Attempts Against, Game	6	2/9 at Notre Dame
Most PPG Against, Game	2	1/12 at Penn State
Most SHG Against, Game	1	2x, last 2/3 vs. Michigan State
Most SOG Against, Game	40	2/10 at Notre Dame
Most SOG Against, Period	23	2/10 at Notre Dame
Fewest SOG Against, Game	14	10/28 at Robert Morris
Fewest SOG Against, Period	2	2/3 vs. Michigan State (3rd)

INDIVIDUAL SINGLE-GAME HIGHS**POINTS****3**

Laczynski 10/21 at UMass (0-3)
 Laczynski 10/27 vs. Robert Morris (1-2)
 Weis 10/27 vs. Robert Morris (1-2)
 Weis 11/10 at UConn (2-1)
 Weis 11/25 at Michigan (1-2)
 Laczynski 11/25 at Michigan (1-2)
 Laczynski 12/1 vs. Penn State (1-2)
 Jobst 12/9 vs. Minnesota (2-1)
 Hein 12/30 vs. Niagara (0-3)
 Laczynski 1/13 at Penn State (1-2)
 Gerard 1/13 at Penn State (2-1)
 Jobst 3/2 vs. Michigan State (1-2)
 Jobst 3/3 vs. Michigan State (2-1)

2

Jobst 10/6 at Wisconsin (2-0)
 Gerard 10/6 at Wisconsin (0-2)
 Jobst 10/7 at Wisconsin (0-2)
 Gerard 10/7 at Wisconsin (1-1)
 Jobst 10/20 at UMass (2-0)
 K. Miller 10/21 at UMass (1-1)
 Larocque 10/27 vs. Robert Morris (0-2)
 Laczynski 10/28 at Robert Morris (2-0)
 Joshua 11/4 vs. Notre Dame (1-1)
 Myer 11/10 at UConn (0-2)
 Joshua 11/10 at UConn (1-1)
 Laczynski 11/10 at UConn (0-2)
 Jobst 11/10 at UConn (1-1)
 M. Miller 11/10 at UConn (0-2)
 Gerard 11/24 at Michigan (2-0)
 Lampasso 11/25 at Michigan (2-0)
 Pooley 12/1 vs. Penn State (0-2)
 Gerard 12/1 vs. Penn State (1-1)
 Lampasso 12/1 vs. Penn State (1-1)
 Kearney 12/1 vs. Penn State (1-1)
 Laczynski 12/9 vs. Minnesota (1-1)
 Weis 12/9 vs. Minnesota (0-2)
 Weis 12/30 vs. Niagara (2-0)
 Jobst 12/30 vs. Niagara (0-2)
 Weis 1/5 at Michigan State (0-2)
 Laczynski 1/5 at Michigan State (1-1)
 Laczynski 1/6 at Michigan State (0-2)
 Joshua 1/6 at Michigan State (2-0)
 Weis 1/6 at Michigan State (1-1)
 Joyaux 1/6 at Michigan State (0-2)
 Jobst 1/12 at Penn State (2-0)
 Laczynski 1/12 at Penn State (0-2)
 Weis 1/13 at Penn State (0-2)
 Joshua 1/26 vs. Michigan (1-1)
 Jobst 1/26 vs. Michigan (1-1)
 M. Miller 1/26 vs. Michigan (0-2)
 Gerard 1/27 vs. Michigan (2-0)
 Ege 2/2 vs. Michigan State (0-2)
 Joshua 2/2 vs. Michigan State (2-0)
 Weis 2/2 vs. Michigan State (0-2)
 Jobst 2/3 vs. Michigan State (0-2)
 Hein 2/3 vs. Michigan State (1-1)
 Weis 2/3 vs. Michigan State (1-1)
 Kearney 2/10 at Notre Dame (1-1)
 Stork 2/10 at Notre Dame (0-2)
 Joshua 2/23 vs. Wisconsin (2-0)
 Laczynski 2/23 vs. Wisconsin (2-0)
 Gerard 2/23 vs. Wisconsin (0-2)
 Jobst 2/23 vs. Wisconsin (0-2)
 Ege 2/24 vs. Wisconsin (0-2)
 Lampasso 2/24 vs. Wisconsin (2-0)
 Kearney 2/24 vs. Wisconsin (0-2)
 Jobst 2/24 vs. Wisconsin (2-0)
 Ege 3/2 vs. Michigan State (0-2)
 Kearney 3/2 vs. Michigan State (0-2)
 Laczynski 3/2 vs. Michigan State (1-1)
 Joshua 3/10 vs. Michigan (1-1)
 M. Miller 3/10 vs. Michigan (0-2)

GOALS**2**

Jobst 10/6 at Wisconsin
 Jobst 10/20 at UMass
 Laczynski 10/28 at Robert Morris
 Weis 11/10 at UConn
 Gerard 11/24 at Michigan
 Lampasso 11/25 at Michigan
 Jobst 12/9 vs. Minnesota
 Weis 12/30 vs. Niagara
 Joshua 1/6 at Michigan State
 Jobst 1/12 at Penn State
 Gerard 1/13 at Penn State
 Gerard 1/27 vs. Michigan
 Joshua 2/2 vs. Michigan State
 Joshua 2/23 vs. Wisconsin
 Laczynski 2/23 vs. Wisconsin
 Lampasso 2/24 vs. Wisconsin
 Jobst 2/24 vs. Wisconsin
 Jobst 3/3 vs. Michigan State

ASSISTS**3**

Laczynski 10/21 at UMass
 Hein 12/30 vs. Niagara

2

Gerard 10/6 at Wisconsin
 Jobst 10/7 at Wisconsin
 Larocque 10/27 vs. Robert Morris
 Laczynski 10/27 vs. Robert Morris
 Weis 10/27 vs. Robert Morris
 Myer 11/10 at UConn
 Laczynski 11/10 at UConn
 M. Miller 11/10 at UConn
 Weis 11/25 at Michigan
 Laczynski 11/25 at Michigan
 Laczynski 12/1 vs. Penn State
 Pooley 12/1 vs. Penn State
 Weis 12/9 vs. Minnesota
 Jobst 12/30 vs. Niagara
 Weis 1/5 at Michigan State
 Laczynski 1/6 at Michigan State
 Joyaux 1/6 at Michigan State
 Laczynski 1/12 at Penn State
 Laczynski 1/13 at Penn State
 Weis 1/13 at Penn State
 M. Miller 1/26 vs. Michigan
 Ege 2/2 vs. Michigan State
 Weis 2/2 vs. Michigan State
 Jobst 2/3 vs. Michigan State
 Stork 2/10 at Notre Dame
 Gerard 2/23 vs. Wisconsin
 Jobst 2/23 vs. Wisconsin
 Ege 2/24 vs. Wisconsin
 Kearney 2/24 vs. Wisconsin
 Ege 3/2 vs. Michigan State
 Jobst 3/2 vs. Michigan State
 Kearney 3/2 vs. Michigan State
 M. Miller 3/10 vs. Michigan

SHOTS**8**

Joshua 10/13 vs. RPI
 Weis 10/28 at Robert Morris
 Jobst 11/4 vs. Notre Dame
 Laczynski 1/12 at Penn State
 Laczynski 1/13 at Penn State
 Laczynski 2/17 at Minnesota
 Laczynski 3/2 vs. Michigan State

BLOCKS**7**

Larocque 10/20 at UMass

2017-18 BUCKEYE HONORS*NCAA First Star of the Week*

Tanner Laczynski - Oct. 31

B1G First Star of the Week

Mason Jobst - Oct. 10

Tommy Nappier - Feb. 27

Sean Romeo - Dec. 11, Jan. 30

B1G Second Star of the Week

Tanner Laczynski - Oct. 31, Nov. 28, Jan. 15

Sean Romeo - Feb. 13

Matthew Weis - Jan. 3

B1G Third Star of the Week

Sean Romeo - Oct. 25, Feb. 20

#SCTop10 Play of the Day

Mason Jobst - Oct. 6 (#10)

NCAA Plays of the Week

Mason Jobst - Oct. 10 (#3)

Matthew Weis/Eugene Fadyeyev - Oct. 31 (#1)

Tanner Laczynski - Jan. 8 (#5)

B1G Preseason Players to Watch

Mason Jobst

Matthew Weis

PLUS/MINUS**+4**

Larocque 10/27 vs. Robert Morris
 Joshua 2/23 vs. Wisconsin

+3

Laczynski 10/21 at UMass
 Weis 10/21 at UMass
 K. Miller 10/21 at UMass
 Weis 10/27 vs. Robert Morris
 K. Miller 10/27 vs. Robert Morris
 Laczynski 10/28 at Robert Morris
 Myer 12/1 vs. Penn State
 Laczynski 12/9 vs. Minnesota
 Jobst 12/9 vs. Minnesota
 Ege 1/27 vs. Michigan
 Kearney 2/10 at Notre Dame
 Joyaux 2/10 at Notre Dame
 Larocque 2/24 vs. Wisconsin
 Larocque 3/3 vs. Michigan State
 Ege 3/3 vs. Michigan State

SAVES**39**

Romeo 2/10 at Notre Dame

PENALTIES**3**

Larocque 10/7 at Wisconsin
 Jobst 2/9 at Notre Dame

PENALTY MINUTES**15**

Lampasso 11/10 at UConn
 Larocque 12/30 vs. Niagara

2017-18 BOX SCORES

Game 1 - No. 19 Ohio State 3, No. 12 Wisconsin 2
Oct. 6, 2017 - Kohl Center - Madison, Wis.

Ohio State (1-0-0, 1-0-0-0 B1G) vs. Wisconsin (1-1-0, 0-1-0-0 B1G)
Date: Oct 06, 2017 • Location: Madison, Wis. • Arena: Kohl Center
Attendance: 7357 • Start time: 7:07 pm • End time: 9:27 pm • Total time: 2:20

Table with columns: Prd, Time, Team, Scored by, Assists, Vis. on ice, Home on ice. Rows include game events for both teams.

Goals by Period table showing goals for OSU and UW in each period.

Shots by Period table showing shots for OSU and UW in each period.

Penalties-Minutes by Prd table showing penalties for OSU and UW.

Power Play Goals-Att (Sh) table showing power play performance.

TEAM SUMMARY

Team summary table with columns: #, Ohio State, G, A, Pim, Sh, +/-, BI, #, Wisconsin, G, A, Pim, Sh, +/-, BI.

GOALTENDERS

Goaltenders table with columns: #, Ohio State, Dec, Min, GA, 1, 2, 3, Saves, #, Wisconsin, Dec, Min, GA, 1, 2, 3, Saves.

PENALTY SUMMARY

Penalty summary table with columns: Prd, Player, Team, MinOffense, Time, Prd, Player, Team, MinOffense, Time.

Win-Sean Romeo (1-0-0). Loss-Kyle Hayton (1-1-0).
Timeout OSU with 13:12 left in 3rd period

Game 2 - No. 12 Wisconsin 3, No. 19 Ohio State 2
Oct. 7, 2017 - Kohl Center - Madison, Wis.

Ohio State (1-1-0, 1-1-0-0 B1G) vs. Wisconsin (2-1-0, 1-1-0-0 B1G)
Date: Oct 07, 2017 • Location: Madison, Wis. • Arena: Kohl Center
Attendance: 9480 • Start time: 5:07 pm • End time: 7:27 pm • Total time: 2:20

Table with columns: Prd, Time, Team, Scored by, Assists, Vis. on ice, Home on ice. Rows include game events for both teams.

Goals by Period table showing goals for OSU and UW in each period.

Shots by Period table showing shots for OSU and UW in each period.

Penalties-Minutes by Prd table showing penalties for OSU and UW.

Power Play Goals-Att (Sh) table showing power play performance.

TEAM SUMMARY

Team summary table with columns: #, Ohio State, G, A, Pim, Sh, +/-, BI, #, Wisconsin, G, A, Pim, Sh, +/-, BI.

GOALTENDERS

Goaltenders table with columns: #, Ohio State, Dec, Min, GA, 1, 2, 3, Saves, #, Wisconsin, Dec, Min, GA, 1, 2, 3, Saves.

PENALTY SUMMARY

Penalty summary table with columns: Prd, Player, Team, MinOffense, Time, Prd, Player, Team, MinOffense, Time.

Win-Kyle Hayton (2-1-0). Loss-Sean Romeo (1-1-0).
Timeout OSU with 9:17 left in 2nd period
Timeout UW with 8:50 left in 3rd period

Game 3 - Ohio State 1, RPI 1 OT

Oct. 13, 2017 - Value City Arena - Columbus, Ohio

Rensselaer (0-0-1) vs. Ohio State (1-1-1)
Date: Oct 13, 2017 • Location: Columbus, Ohio • Arena: Value City Arena
Attendance: 2652 • Start time: 7:05 pm • End time: 9:29 pm • Total time: 2:24

Table with columns: Prd, Time, Team, Scored by, Assists, Vis. on ice, Home on ice. Rows include game events for both teams.

Goals by Period table showing goals for OSU and RPI.

Shots by Period table showing shots for OSU and RPI.

Penalties-Minutes by Prd table showing penalties for OSU and RPI.

Power Play Goals-Att (Sh) table showing power play performance.

TEAM SUMMARY

Team summary table with columns: #, Rensselaer, G, A, Pim, Sh, +/-, BI, #, Ohio State, G, A, Pim, Sh, +/-, BI.

GOALTENDERS

Goaltenders table with columns: #, Rensselaer, Dec, Min, GA, 1, 2, 3, OT, Saves, #, Ohio State, Dec, Min, GA, 1, 2, 3, OT, Saves.

PENALTY SUMMARY

Penalty summary table with columns: Prd, Player, Team, MinOffense, Time, Prd, Player, Team, MinOffense, Time.

Rensselaer-Chase Perry (0-0-1). Ohio State-Sean Romeo (1-1-1).
OSU timeout, 4:55/OT

Game 4 - Ohio State 1, RPI 1 OT

Oct. 14, 2017 - Value City Arena - Columbus, Ohio

Rensselaer (0-0-2) vs. Ohio State (1-1-2)
Date: Oct 14, 2017 • Location: Columbus, Ohio • Arena: Value City Arena
Attendance: 2773 • Start time: 4:05 pm • End time: 6:26 pm • Total time: 2:21

Table with columns: Prd, Time, Team, Scored by, Assists, Vis. on ice, Home on ice. Rows include game events for both teams.

Goals by Period table showing goals for OSU and RPI.

Shots by Period table showing shots for OSU and RPI.

Penalties-Minutes by Prd table showing penalties for OSU and RPI.

Power Play Goals-Att (Sh) table showing power play performance.

TEAM SUMMARY

Team summary table with columns: #, Rensselaer, G, A, Pim, Sh, +/-, BI, #, Ohio State, G, A, Pim, Sh, +/-, BI.

GOALTENDERS

Goaltenders table with columns: #, Rensselaer, Dec, Min, GA, 1, 2, 3, OT, Saves, #, Ohio State, Dec, Min, GA, 1, 2, 3, OT, Saves.

PENALTY SUMMARY

Penalty summary table with columns: Prd, Player, Team, MinOffense, Time, Prd, Player, Team, MinOffense, Time.

Rensselaer-Chase Perry (0-0-2). Ohio State-Sean Romeo (1-1-2).
RPI timeout, 12:33/2nd
OSU timeout, 14:08/3rd

2017-18 BOX SCORES

Game 5 - Ohio State 3, Massachusetts 1

Oct. 20, 2017 - Mullins Center - Amherst, Mass.

Ohio State (2-1-2) vs. Massachusetts (3-2-0)
Date: Oct 20, 2017 • Location: Amherst, Mass. • Arena: Mullins Center
Attendance: 3060 • Start time: 7:00 pm • End time: 9:08 pm • Total time: 2:08

Box score table for Game 5 showing player stats, assists, and goals.

Goals by Period and Shots by Period for Game 5.

Power Play and Penalties-Minutes by Prd for Game 5.

TEAM SUMMARY for Game 5 showing G, A, Pim, Sh, +/-, BI.

Game 6 - Ohio State 3, Massachusetts 0

Oct. 21, 2017 - Mullins Center - Amherst, Mass.

Ohio State (3-1-2) vs. Massachusetts (3-3-0)
Date: Oct 21, 2017 • Location: Amherst, Mass. • Arena: Mullins Center
Attendance: 2384 • Start time: 8:00 pm • End time: 10:18 pm • Total time: 2:18

Box score table for Game 6 showing player stats and goals.

TEAM SUMMARY for Game 6 showing G, A, Pim, Sh, +/-, BI.

Power Play and Penalties-Minutes by Prd for Game 6.

GOALTENDERS, PENALTY SUMMARY, and Win-Sean Romeo (2-1-2). Loss-Murray, Matt (2-1-0).

Game 7 - Ohio State 5, Robert Morris 3

Oct. 27, 2017 - Value City Arena - Columbus, Ohio

Robert Morris (2-4-0) vs. Ohio State (4-1-2)
Date: Oct 27, 2017 • Location: Columbus, Ohio • Arena: Value City Arena
Attendance: 3489 • Start time: 7:05 pm • End time: 9:20 pm • Total time: 2:15

Box score table for Game 7 showing player stats and goals.

Goals by Period and Shots by Period for Game 7.

Power Play and Penalties-Minutes by Prd for Game 7.

TEAM SUMMARY for Game 7 showing G, A, Pim, Sh, +/-, BI.

Game 8 - Ohio State 3, Robert Morris 1

Oct. 28, 2017 - Colonials Arena - Pittsburgh, Pa.

Ohio State (5-1-2, 1-1-0 B10) vs. Robert Morris (2-5-0, 2-3-0 AHC)
Date: Oct 28, 2017 • Location: Pittsburgh, Pa. • Arena: Colonials Arena
Attendance: 1504 • Start time: 7:05 pm • End time: 9:19 pm • Total time: 2:14

Box score table for Game 8 showing player stats and goals.

TEAM SUMMARY for Game 8 showing G, A, Pim, Sh, +/-, BI.

Power Play and Penalties-Minutes by Prd for Game 8.

GOALTENDERS, PENALTY SUMMARY, and Win-Sean Romeo (5-1-2). Loss-Pikul, Andrew (1-2-0).

GOALTENDERS, PENALTY SUMMARY, and Win-Sean Romeo (4-1-2). Loss-Marotte, Francis (2-3-0).

2017-18 BOX SCORES

Game 9 - No. 10 Notre Dame 4, No. 16 Ohio State 1 Nov. 3, 2017 - Value City Arena - Columbus, Ohio

Notre Dame (5-3-1, 1-0-0-0) vs. Ohio State (5-2-2, 1-2-0-0) Date: Nov 03, 2017 • Location: Columbus, Ohio • Arena: Value City Arena Attendance: 6749 • Start time: 7:03 pm • End time: 9:15 pm • Total time: 2:08

Box score table for Game 9 showing Prd, Time, Team, Scored by, Assists, Vis. on Ice, Home on Ice, and Goals by Period.

Goals by Period table for Game 9 showing Team, 1, 2, 3, OT, and Tot.

Shots by Period table for Game 9 showing Team, 1, 2, 3, OT, and Tot.

TEAM SUMMARY for Game 9, comparing Notre Dame and Ohio State across various categories like Goals, Assists, Penalties, etc.

Power Play Goals-Att (Sh) for Game 9, showing Prd, ND, and OSU.

Penalties-Minutes by Prd for Game 9, showing Prd, ND, and OSU.

Officials for Game 9, listing Referee, Linesman, and Linesman/Pat Richardson.

Game 10 - No. 10 Notre Dame 3, No. 16 Ohio State 2 Nov. 4, 2017 - Value City Arena - Columbus, Ohio

Notre Dame (6-3-1, 2-0-0-0) vs. Ohio State (5-3-2, 1-3-0-0) Date: Nov 04, 2017 • Location: Columbus, Ohio • Arena: Value City Arena Attendance: 5900 • Start time: 7:05 pm • End time: 9:28 pm • Total time: 2:23

Box score table for Game 10 showing Prd, Time, Team, Scored by, Assists, Vis. on Ice, Home on Ice, and Goals by Period.

Goals by Period table for Game 10 showing Team, 1, 2, 3, OT, and Tot.

Shots by Period table for Game 10 showing Team, 1, 2, 3, OT, and Tot.

TEAM SUMMARY

TEAM SUMMARY for Game 10, comparing Notre Dame and Ohio State across various categories like Goals, Assists, Penalties, etc.

Power Play Goals-Att (Sh) for Game 10, showing Prd, ND, and OSU.

Penalties-Minutes by Prd for Game 10, showing Prd, ND, and OSU.

Three stars for Game 10: 1. None, 2. None, 3. None.

Officials for Game 10, listing Referee, Linesman, and Linesman/Pat Richardson.

GOALTENDERS

GOALTENDERS for Game 10, comparing Notre Dame and Ohio State.

PENALTY SUMMARY

PENALTY SUMMARY for Game 10, listing player names, teams, offenses, and times.

Win-Cale Morris (5-1-0). Loss-Sean Romeo (5-3-2). OSU timeout, 6:48/3rd ND timeout, 15:21/3rd

Game 11 - No. 17 Ohio State 5, UConn 4 Nov. 10, 2017 - XL Center - Hartford, Conn.

Ohio State (6-3-2) vs. UConn (3-8-1) Date: Nov 10, 2017 • Location: Hartford, Conn. • Arena: XL Center Attendance: 3506 • Start time: 7:05 pm • End time: 9:34 pm • Total time: 2:29

Box score table for Game 11 showing Prd, Time, Team, Scored by, Assists, Vis. on Ice, Home on Ice, and Goals by Period.

Goals by Period table for Game 11 showing Team, 1, 2, 3, OT, and Tot.

Shots by Period table for Game 11 showing Team, 1, 2, 3, OT, and Tot.

TEAM SUMMARY for Game 11, comparing Ohio State and UConn across various categories like Goals, Assists, Penalties, etc.

Power Play Goals-Att (Sh) for Game 11, showing Prd, OSU, and UCONN.

Penalties-Minutes by Prd for Game 11, showing Prd, OSU, and UCONN.

Three stars for Game 11: 1. Matthew Weis, 2. Mason Jobst, 3. Jesse Schwartz.

Officials for Game 11, listing Referee, Linesman, and Linesman/Steven Murray.

GOALTENDERS

GOALTENDERS for Game 11, comparing Ohio State and UConn.

PENALTY SUMMARY

PENALTY SUMMARY for Game 11, listing player names, teams, offenses, and times.

Ohio State-Sean Romeo (5-3-3). UConn-Adam Huska (3-7-2).

Game 12 - No. 17 Ohio State 1, UConn 1 OT Nov. 11, 2017 - XL Center - Hartford, Conn.

Ohio State (6-3-3) vs. UConn (3-8-2) Date: Nov 11, 2017 • Location: Hartford, Conn. • Arena: XL Center Attendance: 3504 • Start time: 3:35 pm • End time: 6:05 pm • Total time: 2:30

Box score table for Game 12 showing Prd, Time, Team, Scored by, Assists, Vis. on Ice, Home on Ice, and Goals by Period.

Goals by Period table for Game 12 showing Team, 1, 2, 3, OT, and Tot.

Shots by Period table for Game 12 showing Team, 1, 2, 3, OT, and Tot.

TEAM SUMMARY for Game 12, comparing Ohio State and UConn across various categories like Goals, Assists, Penalties, etc.

Power Play Goals-Att (Sh) for Game 12, showing Prd, OSU, and UCONN.

Penalties-Minutes by Prd for Game 12, showing Prd, OSU, and UCONN.

Three stars for Game 12: 1. Jesse Schwartz, 2. Adam Huska, 3. Sean Romeo.

GOALTENDERS

GOALTENDERS for Game 12, comparing Ohio State and UConn.

PENALTY SUMMARY

PENALTY SUMMARY for Game 12, listing player names, teams, offenses, and times.

Ohio State-Sean Romeo (5-3-3). UConn-Adam Huska (3-7-2).

2017-18 BOX SCORES

Game 13 - No. 15 Ohio State 3, No. 17 Michigan 2
Nov. 24, 2017 - Yost Ice Arena - Ann Arbor, Mich.

Ohio State (7-3-3, 2-3-0-0 B1G) vs. Michigan (6-5-2, 2-3-2-1 B1G)
Date: Nov 24, 2017 - Location: Ann Arbor, Mich. - Arena: Yost Ice Arena
Attendance: 5800 - Start time: 6:33 pm - End time: 8:53 pm - Total time: 2:20

Table with columns: Prd, Time, Team, Scored by, Assists, Vis. on ice, Home on ice. Lists game events for Ohio State and Michigan.

Goals by Period and Shots by Period summary tables for Game 13.

TEAM SUMMARY

Team summary table for Game 13 showing player statistics for Ohio State and Michigan.

GOALTENDERS

Goaltender statistics for Game 13 for Sean Romeo and Hayden Lavigne.

PENALTY SUMMARY

Penalty summary table for Game 13 listing infractions for both teams.

Win-Sean Romeo (6-3-3). Loss-Hayden Lavigne (2-3-2).

Game 14 - No. 15 Ohio State 5, No. 17 Michigan 1
Nov. 25, 2017 - Yost Ice Arena - Ann Arbor, Mich.

Ohio State (8-3-3, 3-3-0-0 B1G) vs. Michigan (6-6-2, 2-4-2-1 B1G)
Date: Nov 25, 2017 - Location: Ann Arbor, Mich. - Arena: Yost Ice Arena
Attendance: 5626 - Start time: 7:31 pm - End time: 9:48 pm - Total time: 2:17

Table with columns: Prd, Time, Team, Scored by, Assists, Vis. on ice, Home on ice. Lists game events for Game 14.

Goals by Period and Shots by Period summary tables for Game 14.

TEAM SUMMARY

Team summary table for Game 14 showing player statistics for Ohio State and Michigan.

GOALTENDERS

Goaltender statistics for Game 14 for Sean Romeo and Jack LaFontaine.

PENALTY SUMMARY

Penalty summary table for Game 14 listing infractions for both teams.

Win-Sean Romeo (7-3-3). Loss-Jack LaFontaine (4-3-0).

Game 15 - No. 11/13 Ohio State 5, Penn State 0
PSU wins shootout, 1-0 (3 rounds)

Dec. 1, 2017 - Value City Arena - Columbus, Ohio

Penn State (8-7-2, 3-4-2-1) vs. Ohio State (8-3-4, 3-3-1-0)
Date: Dec 01, 2017 - Location: Columbus, Ohio - Arena: Value City Arena
Attendance: 4281 - Start time: 7:05 pm - End time: 9:39 pm - Total time: 2:34

Table with columns: Prd, Time, Team, Scored by, Assists, Vis. on ice, Home on ice. Lists game events for Game 15.

Goals by Period and Shots by Period summary tables for Game 15.

TEAM SUMMARY

Team summary table for Game 15 showing player statistics for Penn State and Ohio State.

GOALTENDERS

Goaltender statistics for Game 15 for Funkey Chris and Sean Romeo.

PENALTY SUMMARY

Penalty summary table for Game 15 listing infractions for both teams.

Penn State-Funkey, Chris (1-2-1). Ohio State-Sean Romeo (7-3-4).
PSU wins shootout, 1-0 in 3 rounds
PSU timeout 15:27/3rd
OSU timeout 17:25/3rd

Game 16 - Penn State 4, No. 11/13 Ohio State 0
Dec. 2, 2017 - Value City Arena - Columbus, Ohio

Penn State (9-7-2, 4-4-2-1) vs. Ohio State (8-4-4, 3-4-1-0)
Date: Dec 02, 2017 - Location: Columbus, Ohio - Arena: Value City Arena
Attendance: 3861 - Start time: 4:05 pm - End time: 6:15 pm - Total time: 2:10

Table with columns: Prd, Time, Team, Scored by, Assists, Vis. on ice, Home on ice. Lists game events for Game 16.

Goals by Period and Shots by Period summary tables for Game 16.

TEAM SUMMARY

Team summary table for Game 16 showing player statistics for Penn State and Ohio State.

GOALTENDERS

Goaltender statistics for Game 16 for Jones Peyton and Sean Romeo.

PENALTY SUMMARY

Penalty summary table for Game 16 listing infractions for both teams.

Win-Jones Peyton (8-5-1). Loss-Sean Romeo (7-4-4).

2017-18 BOX SCORES

Game 17 - No. 15 Ohio State 2, No. 7 Minnesota 1 OT
Dec. 8, 2017 - Value City Arena - Columbus, Ohio

Game 18 - No. 15 Ohio State 4, No. 7 Minnesota 1
Dec. 9, 2017 - Value City Arena - Columbus, Ohio

Minnesota (10-8-1, 4-6-1-1) vs. Ohio State (9-4-4, 4-4-1-0)
Date: Dec 08, 2017 • Location: Columbus, Ohio • Arena: Value City Arena
Attendance: 3709 • Start time: 6:33 pm • End time: 9:01 pm • Total time: 2:28

Box score table for Game 17, including columns for Prd, Time, Team, Scored by, Assists, Vis. on ice, Home on ice, Goals by Period, Shots by Period, Penalties-Minutes by Prd, TEAM SUMMARY, and GOALTENDERS.

Minnesota (10-9-1, 4-7-1-1) vs. Ohio State (10-4-4, 5-4-1-0)
Date: Dec 09, 2017 • Location: Columbus, Ohio • Arena: Value City Arena
Attendance: 4379 • Start time: 8:03 pm • End time: 10:18 pm • Total time: 2:15

Box score table for Game 18, including columns for Prd, Time, Team, Scored by, Assists, Vis. on ice, Home on ice, Goals by Period, Shots by Period, Penalties-Minutes by Prd, TEAM SUMMARY, and GOALTENDERS.

Game 19 - No. 9 Ohio State 3, Niagara 2
Dec. 29, 2017 - Value City Arena - Columbus, Ohio

Game 20 - No. 9 Ohio State 4, Niagara 1
Dec. 30, 2017 - Value City Arena - Columbus, Ohio

Niagara (9-8-1) vs. Ohio State (11-4-4)
Date: Dec 29, 2017 • Location: Columbus, Ohio • Arena: Value City Arena
Attendance: 3609 • Start time: 7:05 pm • End time: 9:22 pm • Total time: 2:17

Niagara (9-9-1) vs. Ohio State (12-4-4)
Date: Dec 30, 2017 • Location: Columbus, Ohio • Arena: Value City Arena
Attendance: 4218 • Start time: 8:05 pm • End time: 10:18 pm • Total time: 2:13

Box score table for Game 19, including columns for Prd, Time, Team, Scored by, Assists, Vis. on ice, Home on ice, Goals by Period, Shots by Period, Penalties-Minutes by Prd, TEAM SUMMARY, and GOALTENDERS.

Box score table for Game 20, including columns for Prd, Time, Team, Scored by, Assists, Vis. on ice, Home on ice, Goals by Period, Shots by Period, Penalties-Minutes by Prd, TEAM SUMMARY, and GOALTENDERS.

Win-Sean Romeo (10-4-4). Loss-Wilson, Brian (7-7-1).
OSU timeout, 6:33/3rd
NIA timeout, 19:53/3rd

Win-Tommy Nappier (2-0-0). Loss-Wilson, Brian (7-8-1).
Niagara timeout, 8:59/2nd

2017-18 BOX SCORES

Game 21 - No. 8 Ohio State 4, Michigan State 1
Jan. 5, 2018 - Munn Ice Arena - East Lansing, Mich.

Ohio State (13-4-4, 6-4-1-0) vs. Michigan State (8-12-1, 2-9-1-1)
Date: Jan 05, 2018 • Location: East Lansing, Mich. • Arena: Munn Ice Arena
Attendance: 5744 • Start time: 7:05 pm • End time: 9:23 pm • Total time: 2:22

Box score table for Game 21 showing team statistics, player stats (goals, assists, minutes), and penalty details.

GOALKEEPERS table for Game 21 listing Sean Romeo and Empty Net statistics.

PENALTY SUMMARY table for Game 21 listing player names, teams, and penalty details.

Win-Sean Romeo (11-4-4). Loss-Lethemon, John (8-11-1).

Game 23 - No. 13 Penn State 5, No. 6 Ohio State 2
Jan. 12, 2018 - Pegula Ice Arena - University Park, Pa.

Ohio State (14-5-4, 7-5-1-0 B1G) vs. Penn State (13-7-3, 6-4-3-2 B1G)
Date: Jan 12, 2018 • Location: University Park, Pa. • Arena: Pegula Ice Arena
Attendance: 6077 • Start time: 7:37 pm • End time: 9:55 pm • Total time: 2:18

Box score table for Game 23 showing team statistics, player stats, and penalty details.

GOALKEEPERS table for Game 23 listing Sean Romeo and Empty Net statistics.

PENALTY SUMMARY table for Game 23 listing player names, teams, and penalty details.

Win-Jones, Peyton (12-5-2). Loss-Sean Romeo (12-5-4).
TO Ohio State 17:29 of the third

Game 22 - No. 8 Ohio State 5, Michigan State 3
Jan. 6, 2018 - Munn Ice Arena - East Lansing, Mich.

Ohio State (14-4-4, 7-4-1-0) vs. Michigan State (8-13-1, 2-9-1-1)
Date: Jan 06, 2018 • Location: East Lansing, Mich. • Arena: Munn Ice Arena
Attendance: 4751 • Start time: 7:05 pm • End time: 9:22 pm • Total time: 2:17

Box score table for Game 22 showing team statistics, player stats, and penalty details.

GOALKEEPERS table for Game 22 listing Sean Romeo and Empty Net statistics.

PENALTY SUMMARY table for Game 22 listing player names, teams, and penalty details.

Win-Sean Romeo (12-4-4). Loss-Minney, Ed (0-2).

Game 24 - No. 6 Ohio State 5, No. 13 Penn State 1
Jan. 13, 2018 - Pegula Ice Arena - University Park, Pa.

Ohio State (15-5-4, 8-5-1-0 B1G) vs. Penn State (13-8-3, 6-5-3-2 B1G)
Date: Jan 13, 2018 • Location: University Park, Pa. • Arena: Pegula Ice Arena
Attendance: 6182 • Start time: 7:03 pm • End time: 9:22 pm • Total time: 2:19

Box score table for Game 24 showing team statistics, player stats, and penalty details.

GOALKEEPERS table for Game 24 listing Tommy Napper and Empty Net statistics.

PENALTY SUMMARY table for Game 24 listing player names, teams, and penalty details.

Win-Tommy Napper (3-0-0). Loss-Jones, Peyton (12-6-2).
Timeout OSU 18:12 in the 2nd

2017-18 BOX SCORES

Game 33 - No. 6 Ohio State 6, Wisconsin 2

Feb. 23, 2018 - Value City Arena - Columbus, Ohio

Wisconsin (14-16-4, 8-12-4-1) vs. Ohio State (20-8-5, 13-8-2-1)
Date: Feb 23, 2018 • Location: Columbus, Ohio • Arena: Value City Arena
Attendance: 6650 • Start time: 7:05 pm • End time: 9:44 pm • Total time: 2:39

Table with columns: Prd, Time, Team, Scored by, Assists, Vis. on ice, Home on ice. Rows 1-8 showing game events.

Goals by Period table showing goals for UW and OSU in 1st, 2nd, and 3rd periods.

Shots by Period table showing shots for UW and OSU in 1st, 2nd, and 3rd periods.

Penalties-Minutes by Prd table showing penalties for UW and OSU in 1st, 2nd, and 3rd periods.

TEAM SUMMARY

Team summary table with columns: #, Wisconsin, G, A, Pim, Sh, +/-, BI. Rows for individual players.

GOALTENDERS

Goaltenders table with columns: #, Wisconsin, Dec, Min, GA, 1, 2, 3, Saves. Rows for Kyle Hayton and Sean Romeo.

PENALTY SUMMARY

Penalty summary table with columns: Prd, Player, Team, MinOffense, Time. Rows for various players and offenses.

Win-Sean Romeo (17-8-5). Loss-Kyle Hayton (9-10-3). OSU timeout, 13:28/3rd

Game 35 - No. 6 Ohio State 6, Michigan State 2

March 2, 2018 - Value City Arena - Columbus, Ohio

Michigan State (12-21-2) vs. Ohio State (22-8-5)
Date: Mar 02, 2018 • Location: Columbus, Ohio • Arena: Value City Arena
Attendance: 2696 • Start time: 7:05 pm • End time: 9:30 pm • Total time: 2:25

Main game box score table with columns: Prd, Time, Team, Scored by, Assists, Vis. on ice, Home on ice. Rows 1-8.

Goals by Period, Shots by Period, and Penalties-Minutes by Prd tables for Game 35.

TEAM SUMMARY

Team summary table for Game 35 with columns: #, Michigan State, G, A, Pim, Sh, +/-, BI.

GOALTENDERS

Goaltenders table for Game 35 with columns: #, Michigan State, Dec, Min, GA, 1, 2, 3, Saves.

PENALTY SUMMARY

Penalty summary table for Game 35 with columns: Prd, Player, Team, MinOffense, Time.

Win-Sean Romeo (18-8-5). Loss-Lethemon, John (12-18-2). Big Ten Tournament quarterfinals, Game 1 OSU No. 2 seed, MSU No. 7 seed

Game 34 - No. 6 Ohio State 4, Wisconsin 0

Feb. 24, 2018 - Value City Arena - Columbus, Ohio

Wisconsin (14-17-4, 8-13-3-1) vs. Ohio State (21-8-5, 14-8-2-1)
Date: Feb 24, 2018 • Location: Columbus, Ohio • Arena: Value City Arena
Attendance: 9401 • Start time: 7:05 pm • End time: 9:23 pm • Total time: 2:18

Main game box score table for Game 34 with columns: Prd, Time, Team, Scored by, Assists, Vis. on ice, Home on ice. Rows 1-4.

TEAM SUMMARY

Team summary table for Game 34 with columns: #, Wisconsin, G, A, Pim, Sh, +/-, BI.

GOALTENDERS

Goaltenders table for Game 34 with columns: #, Wisconsin, Dec, Min, GA, 1, 2, 3, Saves.

PENALTY SUMMARY

Penalty summary table for Game 34 with columns: Prd, Player, Team, MinOffense, Time.

Win-Tommy Nappier (4-0-0). Loss-Jack Berry (5-6-1).

Game 36 - No. 6 Ohio State 4, Michigan State 3 OT

March 3, 2018 - Value City Arena - Columbus, Ohio

Michigan State (12-22-2) vs. Ohio State (23-8-5)
Date: Mar 03, 2018 • Location: Columbus, Ohio • Arena: Value City Arena
Attendance: 3639 • Start time: 7:05 pm • End time: 9:56 pm • Total time: 2:51

Main game box score table for Game 36 with columns: Prd, Time, Team, Scored by, Assists, Vis. on ice, Home on ice. Rows 1-7.

TEAM SUMMARY

Team summary table for Game 36 with columns: #, Michigan State, G, A, Pim, Sh, +/-, BI.

GOALTENDERS

Goaltenders table for Game 36 with columns: #, Michigan State, Dec, Min, GA, 1, 2, 3, OT, Saves.

PENALTY SUMMARY

Penalty summary table for Game 36 with columns: Prd, Player, Team, MinOffense, Time.

Win-Sean Romeo (19-8-5). Loss-Lethemon, John (12-19-2). Big Ten Tournament Quarterfinals, Game 2 OSU 1 wins series 2-0

2017-18 BOX SCORES

Game 37 - No. 6 Ohio State 3, No. 11 Michigan 2 OT March 10, 2018 - Nationwide Arena - Columbus, Ohio

Michigan (20-14-3) vs. Ohio State (24-8-5)
Date: Mar 10, 2018 • Location: Columbus, Ohio • Arena: Nationwide Arena
Attendance: 6527 • Start time: 7:36 pm • End time: 10:09 pm • Total time: 2:33

Prd	Time	Team	Scored by	Assists	Vis. on ice	Home on ice
1.	1st 16:02	OSU	PP Gordi Myer/1	Matt Miller/9	18,12,2,6	5,8,50,46,10
2.	2nd 11:16	UM	EV Cooper Marody/13	Dakota Joshua/10	20,43,11,17,33	15,9,16,5,50
3.	3rd 04:01	OSU	PP Dakota Joshua/14	Quinn Hughes/23 Dexter Dances/13	74,33,9,11	8,50,46,10,5
4.	3rd 07:27	UM	PP Cooper Marody/14	John Wittala/11 Matt Miller/10	20,43,17,33,90	50,5,10,26
5.	OT 00:32	OSU	EV Matthew Weis/12	Quinn Hughes/23 Tony Calderone/17 Tanner Laczynski/27 Wyatt Ege/16	90,43,33,20,17	16,9,7,3,15

Goals by Period					
Team	1	2	3	OT	Tot
UM	0	1	1	0	2
OSU	1	0	1	1	3

Shots by Period					
Team	1	2	3	OT	Tot
UM	9	13	7	2	31
OSU	13	11	10	1	35

Power Play Goals-Att (Sh)		
Prd	UM	OSU
1st	0-0 (0)	1-2 (3)
2nd	0-1 (0)	0-1 (2)
3rd	1-1 (1)	1-1 (1)
OT	0-0 (0)	0-0 (0)
Total	1-2 (1)	2-4 (6)

Penalties-Minutes by Prd		
Prd	UM	OSU
1st	2-4	0-0
2nd	1-2	1-2
3rd	1-2	1-2
OT	0-0	0-0
Total	4-8	2-4

Three stars:
1. None
2. None
3. None

Officials:
Referee: Colin Kronforst
Referee: Brian Aaron
Linesman: Samuel Shikowsky
Linesman: Nicholas Bradshaw

TEAM SUMMARY															
#	Michigan	G	A	Pim	Sh	+/-	BI	#	Ohio State	G	A	Pim	Sh	+/-	BI
2	Luke Martin	0	0	0	0	4		3	Sasha Larocque	0	0	1	+1	2	
5	Griffin Luce	0	0	0	1	0	3	5	Gordi Myer	1	0	0	1	-1	3
6	Sam Piazza	0	0	0	2	0	5	6	Tommy Parran	0	0	0	0	0	0
8	Jack Becker	0	0	0	1	0	0	7	Wyatt Ege	0	1	0	4	+1	0
9	Josh Norris	0	0	0	4	0	1	8	Dakota Joshua	1	1	0	5	0	0
11	Brendan Warren	0	0	2	1	+1	1	9	Tanner Laczynski	0	1	0	3	0	1
12	Dakota Raabe	0	0	0	1	0	3	10	John Wittala	0	1	0	2	0	0
13	Jake Slaker	0	0	0	2	0	0	14	Austin Pooley	0	0	2	0	0	0
17	Tony Calderone	0	1	2	2	0	1	15	Freddy Gerard	0	0	0	1	0	0
18	Adam Winborg	0	0	0	2	0	0	16	Matthew Weis	1	0	0	2	0	0
20	Cooper Marody	2	0	2	6	0	0	17	Sam McCormick	0	0	0	0	0	0
21	Michael Pastujov	0	0	0	2	0	1	18	Christian Lampass	0	0	0	2	0	0
22	Niko Porikos	0	0	0	0	0	0	20	Janik Moser	0	0	2	0	0	0
33	Joseph Ceccoli	0	0	0	3	0	1	25	Brendon Kearney	0	0	0	2	0	0
43	Quinn Hughes	0	2	2	3	0	2	26	Mason Jobst	0	0	1	0	1	
74	Nicholas Boka	0	0	0	0	0	0	27	Luke Stork	0	0	0	3	0	0
90	Dexter Dances	0	1	0	1	-1	0	46	Matt Joyaux	0	0	0	4	0	1
91	Nick Pastujov	0	0	0	0	0	1	50	Matt Miller	0	2	0	4	-1	1
31	Chad Catt	dnp						31	Evan Moysie	dnp					
45	Jack LaFontaine	dnp						37	Tommy Nappier	dnp					
Totals		2	4	8	31	0	23	Totals		3	6	4	35	0	9

GOALTENDERS

#	Michigan	Dec	Min	GA	1	2	3	OT	Saves	#	Ohio State	Dec	Min	GA	1	2	3	OT	Saves
30	Hayden Lavigne	OTL	60:29	3	12	11	9	0	32	30	Sean Romeo	W	60:32	2	9	12	6	2	29
	EMPTY NET		0:03	0	0	0	0	0	0										

PENALTY SUMMARY

Prd	Player	Team	MinOffense	Time	Prd	Player	Team	MinOffense	Time		
1st	Brendan Warren	UM	2.Hooking	07:18	PP	2nd	Tony Calderone	UM	2.Holding	14:43	PP
1st	Cooper Marody	UM	2.Hooking	14:56	PP	3rd	Quinn Hughes	UM	2.Holding The Stick	03:09	PP
2nd	Austin Pooley	OSU	2.Charging	06:40	PP	3rd	Janik Moser	OSU	2.Hooking	07:20	PP

Win-Sean Romeo (20-8-5). Loss-Hayden Lavigne (16-10-3).
UM timeout, 5:38/2nd
Big Ten Tournament semifinal
Ohio State will face Notre Dame in the final