



NOTRE DAME

Women's Basketball 2009-10

2001 NCAA Champions • 1997 NCAA Final Four
7 NCAA Sweet 16 Berths • 16 NCAA Tourney Appearances

2009-10 ND Women's Basketball: Game 8

#3/6 Notre Dame *Fighting Irish* (7-0 / 0-0 BIG EAST) vs. IPFW *Mastodons* (2-4 / 1-0 Summit League)

◆ **DATE:** December 8, 2009
◆ **TIME:** 7:00 p.m. ET
◆ **AT:** Notre Dame, Ind.
Purcell Pavilion (9,149)
◆ **SERIES:** ND leads 3-0
◆ **1ST MTG:** ND 68-39 (1/24/78)
◆ **LAST MTG:** ND 82-54 (12/21/02)

◆ **WEBCAST:** UND.com (live)
◆ **RADIO:** Pulse FM (96.9/92.1)
UND.com
Bob Nagle, p-b-p
◆ **TEXT ALERT:** UND.com
◆ **TWITTER:** @ndwbssid
◆ **TICKETS:** (574) 631-7356



2009-10 Schedule

7-0 / 0-0 BIG EAST

N3	(4) Indianapolis (exhibition)	W, 97-53
N15	(4/7) Arkansas-Pine Bluff	W, 102-57
N19	(5/6) @ Michigan State (21/21) ^{BTN}	W, 68-67
N22	(5/6) Iona	W, 80-45
N26	(5/6) vs. San Diego St. (23/24) ^{1-FCS B}	W, 84-79
N27	(5/6) vs. South Carolina ^{1-FCS B}	W, 78-55
N28	(5/6) vs. Oklahoma (20/17) ^{1-FCS B}	W, 81-71
D2	(5/6) Eastern Michigan	W, 69-59

D8	IPFW	7:00 ET
D12	Valparaiso	2:00 ET
D20	Charlotte	1:00 ET
D29	@ Central Florida ^{CBS C}	1:00 ET
D31	Vanderbilt ^{CBS C}	2:00 ET
J4	@ Purdue ^{ESPN2}	7:00 ET
J9	• Villanova ^{BETV}	2:00 ET
J12	• South Florida	7:00 ET
J16	• @ Connecticut ^{ESPN}	9:00 ET
J19	• @ Louisville ^{CBS C}	7:00 ET
J24	• West Virginia ^{ESPNU}	1:00 ET
J27	• Providence	7:00 ET
J30	• @ Syracuse	1:00 ET
F1	• @ Rutgers ^{ESPN2}	7:30 ET
F6	• Pittsburgh	2:00 ET
F9	• @ Cincinnati	7:00 ET
F14	• DePaul ^{ESPN2}	3:00 ET
F16	• @ St. John's	7:00 ET
F20	• @ Georgetown	3:00 ET
F23	• Marquette	7:00 ET
F27	• @ Seton Hall	2:00 ET
M1	• Connecticut ^{ESPN2}	7:00 ET
M5	BIG EAST 1st Round ²	TBA
M6	BIG EAST 2nd Round ^{2-BETV}	TBA
M7	BIG EAST Quarterfinal ^{2-ESPNU}	TBA
M8	BIG EAST Semifinal ^{2-ESPNU}	TBA
M9	BIG EAST Final ^{2-ESPN}	7:00 ET
M21	NCAA 1st Round ^{3-ESPN/ESPN2}	TBA
M23	NCAA 2nd Round ^{3-ESPN/ESPN2}	TBA
M27	NCAA Regional Semifinal ^{3-ESPN}	TBA
M28	NCAA Regional Semifinal ^{3-ESPN}	TBA
M29	NCAA Regional Final ^{3-ESPN}	TBA
M30	NCAA Regional Final ^{3-ESPN}	TBA
A4	NCAA National Semifinals ^{4-ESPN}	TBA
A6	NCAA Championship Game ^{4-ESPN}	TBA

Storylines

- ◆ Notre Dame plays the first of three games this season against in-state opponents, owning a 55-11 (.833) all-time record at home against other Indiana schools.
- ◆ For the third time in six seasons, the Irish have matched the second-best start in program history.

A tough mental and physical challenge awaits third-ranked Notre Dame on Tuesday night, as the Irish have their focus split between the classroom (with final exams on the horizon) and the basketball court (as a hungry IPFW squad comes to Purcell Pavilion for a 7 p.m. (ET) tipoff). The game will be webcast live and free of charge at www.UND.com.

Notre Dame is coming off a sluggish 69-59 win over Eastern Michigan on Dec. 2 at Purcell Pavilion. Battling through travel fatigue following their Paradise Jam title in the Virgin Islands four days earlier, the Irish weren't able to shake the feisty Eagles until midway through the second half, using 11-0 and 8-0 runs to ice the win.

Fifth-year senior guard **Lindsay Schrader** and freshman guard **Skylar Diggins** each scored a team-high 15 points, while junior forward **Becca Bruszewski** added 14 points for Notre Dame.

Rankings

- ◆ Notre Dame is third in the current Associated Press poll and was sixth in last week's ESPN/USA Today poll (new poll on Tuesday).
- ◆ IPFW is not ranked.

Web Sites

- ◆ Notre Dame: www.UND.com
- ◆ IPFW: www.gomastodons.com
- ◆ BIG EAST: www.bigeast.org
- ◆ Summit League: www.thesummitleague.org

Setting The Standard

Under the guidance of 23rd-year head coach **Muffet McGraw**, Notre Dame has evolved into one of the country's leading women's basketball powers. The Irish have appeared in 16 NCAA Tournaments (including a current streak of 14 in a row) and advanced to the NCAA Sweet 16 seven times in the past 12 years. Notre Dame also has reached the NCAA Women's Final Four twice, winning college basketball's ultimate prize with the 2001 national championship.

In its history, Notre Dame has developed nine All-Americans, 10 WNBA players (including seven draft picks in the past nine years) and four USA Basketball veterans (eight medals won). Now in their 33rd season in 2008-09, the Irish own an all-time record of **667-296 (.693)**.

Notre Dame Head Coach Muffet McGraw

Saint Joseph's '77

- ◆ 23rd season at Notre Dame
 - 503-197 (.719) at Notre Dame.
 - 591-238 (.713) in 28th season overall.
- ◆ 2001 consensus National Coach of the Year
- ◆ Four-time Naismith Coach of the Year finalist
- ◆ Four-time conference Coach of the Year
- ◆ 2009 WBCA Carol Eckman Award recipient

Notre Dame's Probable Starting Lineup (C = captain)

No	Name	Pos	Ht	Yr	PPG	RPG	Other	Notes
32	Becca Bruszewski	F	6-1	Jr.	11.0	5.0	1.0 apg	• 14 pts, 6 rebs in 22 min vs. EMU
4	Skylar Diggins	G	5-9	Fr.	14.9	4.7	2.9 apg	• Dbl-fig scorer in 6 of 7 gms (9p at MSU)
20	Ashley Barlow (C)	G	5-9	Sr.	11.3	5.9	2.7 spg	• 2nd ND player w/ 1000p/500r/200a/200s
23	Melissa Lechlitner (C)	G	5-7	Sr.	7.1	2.1	3.9 apg	• 4+ assists in 5 of 7 games this season
24	Lindsay Schrader (C)	G	6-0	Sr.	11.0	7.1	1.6 apg	• BIG EAST Weekly Honor Roll choice

Off the Bench For the Irish

1	Erica Solomon	F	6-2	So.	4.0	2.3	1.0 bpg	• 7.3 ppg, 4.0 rpg at Paradise Jam
10	Kellie Watson	F	6-2	So.	0.0	1.0	1.0 apg	• Had knee successfully scoped Nov. 24
12	Fraderica Miller	G	5-10	So.	2.2	2.3	0.5 apg	• Career-high 11 pts, 7 rebs vs. UAPB
14	Devereaux Peters	F	6-2	Jr.	—	—	—	• Rehabbing from torn ACL last season
15	Kaila Turner	G	5-8	Fr.	1.3	0.7	1.3 apg	• 2 points apiece vs. UAPB and Iona
21	Natalie Novosel	G	5-11	So.	6.3	3.3	2.3 apg	• Career-high-tying 8 rebs vs. EMU
22	Brittany Mallory	G	5-10	Jr.	8.7	3.9	2.1 apg	• 10.7 ppg, 4.0 rpg at Paradise Jam
44	Alena Christiansen	G	5-7	Sr.	1.5	0.5	0.0 apg	• Walk-on made first career FG (3FG) vs. Iona
52	Erica Williamson	C	6-4	Sr.	4.0	1.7	0.5 bpg	• 10 pts in 8 min. vs. Ark.-Pine Bluff

Pronunciations: Bruszewski (broo-SHEFF-skee); Fraderica (fruh-DARE-uh-kuh); Kaila (KAY-luh); Lechlitner (LECK-light-ner); Novosel (KNOW-vuh-sell)

(x) = numbers before opponent name indicate ND rank in AP/ESPN-USA Today polls; numbers after are opponent rank.

- = BIG EAST Conference game
- 1 = Paradise Jam (St. Thomas, U.S. Virgin Islands)
- 2 = BIG EAST Championship (Hartford, Conn.)
- 3 = NCAA Championship (1st/2nd rounds at Purcell Pavilion; Regionals at Dayton, Ohio; Kansas City, Mo.; Memphis, Tenn.; Sacramento, Calif.)
- 4 = NCAA Women's Final Four (San Antonio, Texas)

CBS C = Games to be televised live on CBS College Sports
BETV = Game to be televised live on BIG EAST TV package
BTN = Game televised live on Big Ten Network
FCS B = Games webcast live on Fox College Sports Broadband

NOTE: All regular-season home games not scheduled for commercial TV (except Nov. 15 vs. Arkansas-Pine Bluff) will be webcast live on UND.com.

All games will air live on radio on South Bend's Pulse FM (96.9/92.1) and worldwide on the Internet at UND.com.

All times Eastern and subject to change





A Quick Look At The Fighting Irish

The faces may be the same, but the focus, drive and determination have never been greater for the Notre Dame women's basketball program as the Irish head into the 2009-10 season. With all 12 players returning from a year ago, along with an incoming freshman class ranked as high as ninth in the land, expectations are high as Notre Dame looks to not only reach a new level of success, but also wash away the bitter taste left by a first-round loss in last year's NCAA tournament.

Setting the tone for the Irish will be a trio of senior captains, including returning all-BIG EAST Conference guards **Lindsay Schrader** and **Ashley Barlow**, both of whom also were tabbed for this year's preseason all-conference team. Schrader was a first-team all-BIG EAST pick last season after piling up career bests of 12.6 points and 7.4 rebounds per game. In addition, she registered seven double-doubles, breaking the school single-season record for guards previously set by **Danielle Green** (1998-99).

Meanwhile, Barlow led the team in scoring last season at 12.7 points per game, and also logged 70 steals (2.4 spg.), making her only the fourth player in school history to record 60+ steals in three consecutive seasons. The Indianapolis native also made an early statement about her intentions this season, notching a team-high 13.0 ppg. with a .727 three-point percentage (8-11) and .577 field goal percentage during Notre Dame's three-game, 11-day European tour in May 2009.

Completing this leadership triumvirate is point guard **Melissa Lechlitner**. As a first-year

starter in 2008-09, Lechlitner averaged personal bests of 10.6 points and 3.4 assists per game, driving the Irish offense with a steady hand.

Another first-year starter who made huge strides last season was junior forward **Becca Bruszewski**. The Valparaiso product doubled her averages in scoring (10.7 ppg.) and rebounding (5.0 rpg.), while honing a reliable three-point shot to the tune of a team-high .375 percentage from beyond the arc.

Not to be overlooked are a pair of returning BIG EAST All-Freshman Team picks in rapidly-maturing sophomore guard **Natalie Novosel** (6.9 ppg., 45 steals in 2008-09) and sophomore forward **Erica Solomon** (6.0 ppg., 4.5 rpg., 1.2 bpg.), as well as their classmates in forward **Kellie Watson** (3.8 ppg., 28 3FGM) and **Fraderica Miller** (0.7 ppg., 0.7 spg.).

In addition, Notre Dame could get a significant boost this year from incoming freshman guard **Skylar Diggins**, a three-time high school All-American from South Bend's Washington High School, who averaged 25.8 points, 5.7 rebounds and 5.6 assists per game during her prep career. The other Irish rookie guard, **Kaila Turner** of Joliet, Ill., has incredible upside as well, having twice earned all-state honors at Marian Catholic High School.

Potent Notables About The Fighting Irish

- Notre Dame is among the nation's winningest programs during the past 14 seasons (1996-97 to present), ranking seventh with 321 victories.
- Notre Dame has ranked among the top 20 in the nation in attendance each of the past nine seasons. Last year, the program finished ninth in the country for the second year in a row with an average of 7,168 fans for its 13 home games (the second-highest single-season attendance average in school history). The Irish also have drawn 5,000-or-more fans to 127 of their last 129 home games, including six Purcell Pavilion sellouts (most recently on Dec. 7, 2008 vs. Purdue).
- The Irish have become a regular fixture in the WNBA Draft in recent years, as seven Notre Dame players have been selected in the past nine seasons. **Charel Allen** was the most recent Irish player to be chosen, going to the Sacramento Monarchs in the third round (43rd overall pick) of the 2008 WNBA Draft. **Ruth Riley** (San Antonio) was active in the league during the '09 season, helping the Silver Stars return to the playoffs for the third consecutive season. Three of Notre Dame's eight WNBA alums have won a total of four league championships — Riley won a pair of crowns with the Detroit Shock (2003 Finals MVP, 2006), **Coquese Washington** toiled for the 2000 Houston Comets, while **Jacqueline Batteast** was Riley's teammate on the '06 title-winning squad in Detroit.
- For the fourth year in a row, the Irish posted

Winningest Teams (1996-97 to present)	
442	Connecticut
417	Tennessee
379	Duke
341	Louisiana Tech
332	Old Dominion
	Purdue
◆321	NOTRE DAME

NOTE: through games of Dec. 6.

Covering the Irish

Notre Dame Sports Information

C112 Joyce Center, Second Floor
 Notre Dame, IN 46556
 phone (574) 631-7516 // fax (574) 631-7941
 Chris Masters, Asst. Sports Information Director (WBB)
 masters.5@nd.edu // cell (574) 532-4166

Media Services

The official Notre Dame athletics web site contains schedules, rosters, updated statistics and some historical information from previous seasons. High-resolution color headshots and action photos of Notre Dame players, coaches and staff are available upon request.

Official Notre Dame athletics web site:

- <http://www.UND.com>

In-Season Interview Policy

All requests for Notre Dame player, coach or staff interviews must be made through **Chris Masters** and 24 hours' notice is appreciated. Please be aware that student-athletes' academic obligations always take precedence before any interview requests.

Media members also may speak to Irish team personnel before or after practice sessions. While most practices are open to the media, some may be closed at the coaching staff's discretion — contact **Chris Masters** for the latest practice schedule and availability.

On game days, no interviews will be granted with any Notre Dame player or coach prior to competition.

Credentials / Parking

Season credentials will be issued to all media covering the Irish on a regular basis. Please note — any Notre Dame men's basketball season credential also offers access to all Irish women's basketball games.

For single-game credentials, contact **Chris Masters** no later than 24 hours before tipoff. Credential requests may be submitted via phone, fax or e-mail. Passes will be left at the media will call entrance (Gate 1) of Purcell Pavilion.

Parking is free for all Irish women's basketball games in the large lot south of Purcell Pavilion. Due to construction in the vicinity of the arena, there are no designated parking lots or specific parking passes for media members.

Credentials remain the property of the University of Notre Dame and may be revoked at any time.

Game Notes

Notre Dame's game notes package is completed and made available on-line through the official Irish athletics web site during the season, usually at least one day prior to tipoff. Notre Dame's game notes are in Adobe PDF format and will be distributed via *electronic means only* (e-mail or web). Fax distribution is by request only.

Please contact **Chris Masters** if you wish to be added to the e-mail distribution list for Notre Dame's regular women's basketball releases.

Gameday Services

Gameday packages containing game notes, programs and other information will be available prior to all home contests. A pre-game meal also will be served in the Monogram Room media area (exit through stands above Gate 8 to right of press row, entrance on right after exiting outer concourse doors) beginning 75 minutes before tipoff.

A bank of statistics monitors is located on press row for the media's convenience. Final statistics books include an official NCAA box score and play-by-play. Telephone, copier and fax services are available on a first-come, first-served basis. Purcell Pavilion also offers wireless Internet capability — check with **Chris Masters** for access.

Post-Game Interviews

Following each Notre Dame home game, Irish head coach **Muffet McGraw** and selected players, as well as the visiting head coach and selected players, will be available to speak with the media. Post-game press conferences are held in the Hammes Auditorium, located between Gates 1 & 2 on the first floor of Purcell Pavilion (exit court via Gate 1 ramp on opposite end of court from press row, go straight and turn right at the Notre Dame women's basketball office; auditorium entrance will be on your left).

Media members should submit player requests for post-game interviews to **Chris Masters** at the final media timeout of the second half.

LAST IRISH GAME

#5/6 Notre Dame 69, Eastern Michigan 59
 December 2, 2009
 Purcell Pavilion (Notre Dame, Ind.)

Eastern Michigan (59)

Player	min	fg-a	3fg-a	ft-a	reb	ast	pf	tp
Thomas	26	1-7	0-0	0-1	6	3	4	2
Redditt	34	2-9	0-0	0-0	6	0	4	4
Mahone	25	4-10	0-5	2-2	9	0	1	10
Schrock	37	2-7	0-1	5-9	6	4	2	9
James	29	8-21	0-4	5-5	5	2	4	21
Johnson	0+	0-0	0-0	0-0	0	0	0	0
Huntley-Rogers	23	3-8	2-4	2-4	2	0	2	10
Wills	4	0-1	0-1	0-0	0	0	0	0
Miller	21	1-2	0-0	1-2	6	1	2	3
Hairston	1	0-0	0-0	0-0	1	0	0	0
Team					4			
Totals	200	21-65	2-15	15-23	45	10	19	59

Notre Dame (69)

Player	min	fg-a	3fg-a	ft-a	reb	ast	pf	tp
Bruszewski	22	6-8	1-2	1-3	6	1	5	14
Diggins	29	5-12	0-4	5-5	6	1	4	15
Barlow	27	1-5	1-3	2-2	5	3	2	5
Lechlitner	30	2-9	1-1	3-4	0	4	2	8
Schrader	33	7-13	0-0	1-2	7	1	1	15
Solomon	6	0-0	0-0	0-0	0	0	1	0
Miller	2	0-1	0-0	0-0	2	0	0	0
Novosel	32	2-5	0-0	3-4	8	5	2	7
Mallory	19	2-9	1-5	0-0	3	2	3	5
Team					6			
Totals	200	25-62	4-15	15-20	43	17	20	69

Eastern Michigan 27 32 — 59
 Notre Dame 35 34 — 69

FG Pct: Eastern Michigan 32.3, Notre Dame 40.3. **3-PT FG Pct:** Eastern Michigan 13.3, Notre Dame 26.7. **FT Pct:** Eastern Michigan 65.2, Notre Dame 75.0. **Turnovers:** Eastern Michigan 21, Notre Dame 19. **Blocked Shots:** Eastern Michigan 6 (Redditt 3), Notre Dame 4 (Bruszewski 2). **Steals:** Eastern Michigan 11 (Thomas 4), Notre Dame 11 (Barlow 4). **Attendance:** 8,024.





2009-10 Standings (thru Dec. 6)

	BIG EAST		Overall	
	W	L	W	L
Syracuse	0	0	8	0
◆(3/6) NOTRE DAME	0	0	7	0
(1/1) Connecticut	0	0	7	0
(15/20) Pittsburgh	0	0	7	0
St. John's	0	0	7	1
Providence	0	0	7	1
West Virginia	0	0	7	1
(rv/23) DePaul	0	0	7	2
Georgetown	0	0	7	2
South Florida	0	0	6	2
(rv/25) Louisville	0	0	5	2
Marquette	0	0	5	2
Villanova	0	0	4	2
Rutgers	0	0	5	4
Seton Hall	0	0	5	4
Cincinnati	0	0	4	4

(n) Ranking in Associated Press/ESPN-USA Today polls

Player of the Week

Nov. 23 Tina Charles, Connecticut
 Nov. 30 Erica Morrow, Syracuse
 Dec. 7 Chelsea Marandola, Providence

Freshman of the Week

Nov. 23 Skylar Diggins, Notre Dame
 Nov. 30 Sugar Rodgers, Georgetown
 Dec. 7 Kayla Alexander, Syracuse

Upcoming BIG EAST Games

Monday, December 7

Jimmy V Classic (Piscataway, N.J.)
 Florida at Rutgers (ESPN2) 7:00p

Tuesday, December 8

IPFW at Notre Dame 7:00p
 Southwest Baptist (Mo.) at Georgetown 7:00p
 Valparaiso at Pittsburgh 7:00p
 Providence at Hofstra 7:00p
 Eastern Kentucky at West Virginia 7:00p

Wednesday, December 9

Saint Joseph's (Pa.) at Villanova 6:00p
 Middle Tennessee at Louisville 7:00p
 Marquette at Illinois (BTN) 9:00p

Thursday, December 10

Hartford at Connecticut (XL Center) 7:00p
 Long Island at St. John's 7:00p
 Prairie View A&M at Rutgers 7:30p

Friday, December 11

Providence at Massachusetts 6:00p
 Binghamton at Villanova 7:00p
 Wisconsin at Marquette 8:00p

Saturday, December 12

Georgetown at Richmond Noon
 Pittsburgh at Penn State (BTN) 1:00p
Valparaiso at Notre Dame 2:00p
 Longwood at West Virginia 2:00p
 Delaware State at Seton Hall 4:00p

• - indicates BIG EAST Conference game
 All times Eastern and subject to change

Around the BIG EAST

a perfect 100-percent Graduation Success Rate (GSR), according to figures released by the NCAA in October 2009. What's more, since **Muffet McGraw** became the Irish head coach in 1987, every Notre Dame women's basketball player that has completed her athletic and academic eligibility at the University has graduated (a 57-for-57 success rate), with all five members of this year's senior class on target to graduate by May 2010 (**Erica Williamson** will complete work on her undergraduate degree one semester early in December 2009).

A Quick Look At IPFW

Returning all five starters, including preseason first-team all-Summit League choice **Chelsey Jackson**, IPFW (2-4, 1-0) features a balanced offensive attack with four of those five returning starters averaging in double figures.

The Mastodons broke a four-game losing streak and simultaneously opened Summit League play on a high note with a hard-fought 64-58 win over visiting Oakland on Saturday afternoon. Sophomore forward **Stephanie Rosado** (a transfer from UTEP) scored the game's final six points, including the go-ahead bucket with 2:15 left, to propel IPFW to the victory.

Rosado finished with a double-double (21 points, 11 rebounds) against Oakland, boosting her team-high scoring and rebounding averages (14.7 ppg., 8.2 rpg.). Junior guard **Jordan Zuppe** is second on the team in scoring (11.5 ppg.) and field goal percentage (.490), while Jackson, another junior guard, is third in scoring (10.7 ppg.) and tops in three-point percentage (.375).

Head coach **Chris Paul** is in his fifth season at IPFW, owning a 41-74 (.357) record with the Mastodons. He will be coaching against Notre Dame for the first time on Tuesday night.

The Notre Dame-IPFW Series

Tuesday will mark the fourth series meeting between Notre Dame and IPFW, with the Irish owning a 3-0 lead all-time over the Mastodons. This will be the second matchup between the in-state foes in the past eight seasons, following a nearly 24-year hiatus between series games from January 1979-December 2002.

As is the case with many regional opponents, Notre Dame and IPFW also met a handful of times before the Irish program elevated to varsity status at the AIAW Division III level in 1977-78. Played when Notre Dame was still a club program, these results are not reflected in the Irish all-time series records.

The Mastodons won two of three games between the schools in 1976-77, taking 67-55 and 47-45 verdicts a week apart in late February after Notre Dame won the first encounter, 52-44.

The Last Time Notre Dame and IPFW Met

Courtney LaVere caught the pass underneath the backboard and went up for an easy basket. Same thing the next time down the court. Then she picked up a loose ball underneath and tossed it in.

Then another easy basket underneath. Then she scored on a lefthanded layup. Then another easy basket inside. In the span of 5 minutes, 20 seconds, LaVere scored 12 of Notre Dame's 14

LAST IRISH GAME vs. IPFW

#12/11 Notre Dame 82, IPFW 54
 December 21, 2002
 Joyce Center (Notre Dame, Ind.)

IPFW (54)

Player	min	fg-a	3fg-a	ft-a	reb	ast	pf	tp
Dudley	18	1-4	0-1	0-0	3	0	1	2
Gearlds	32	6-19	5-11	0-0	3	4	1	17
Bibbs	17	1-4	0-0	1-2	3	0	4	3
Nickey	31	3-8	2-3	3-6	1	1	0	11
Bruening	27	2-7	0-0	0-2	3	3	4	4
Manno	1	0-0	0-0	0-0	0	0	0	0
Green	9	0-1	0-0	0-0	1	0	2	0
Elmore	18	2-2	0-0	1-2	2	0	4	5
Ehle	4	0-2	0-1	0-0	0	0	1	0
O'Connell	21	0-2	0-2	0-0	5	0	0	0
Carey	8	0-1	0-0	0-0	1	1	1	0
Murdock	12	3-7	2-4	4-4	3	0	1	12
Boyd	2	0-0	0-0	0-0	0	0	0	0
Team					9			
Totals	200	18-57	9-22	9-16	33	9	19	54

Notre Dame (82)

Player	min	fg-a	3fg-a	ft-a	reb	ast	pf	tp
Batteast	26	7-10	1-3	1-2	6	4	1	16
Flecky	19	2-6	0-0	2-4	5	4	2	6
Borton	25	2-5	0-0	1-3	11	4	4	5
Severe	23	1-3	0-0	1-1	2	3	3	3
Ratay	23	6-8	5-6	3-3	3	2	0	20
Krause	8	0-0	0-0	2-2	3	0	2	2
Swanson	10	1-4	1-3	0-0	0	0	0	3
Duffy	26	0-3	0-3	2-3	3	4	2	2
Wicks	21	2-5	1-4	0-0	4	4	2	5
LaVere	19	9-16	0-0	2-5	6	1	1	20
Team					3			
Totals	200	30-60	8-19	14-23	46	26	17	82

IPFW 25 29 - 54
Notre Dame 45 37 - 82

FG Pct: IPFW 31.6, Notre Dame 50.0. **3-PT FG Pct:** IPFW 40.9, Notre Dame 42.1. **FT Pct:** IPFW 56.3, Notre Dame 60.9. **Turnovers:** IPFW 28, Notre Dame 27. **Blocked Shots:** IPFW 0, Notre Dame 8 (Borton 3). **Steals:** IPFW 12 (Gearlds 4), Notre Dame 15 (Duffy 4). **Technical Foul:** Bruening (IPFW). **Attendance:** 6,372.

points as the 12th-ranked Irish began pulling away from IPFW midway through the first half en route to an 82-54 victory on Dec. 21, 2002 at the Joyce Center.

"She had a mismatch inside, then she had some openings against the zone that got us on a roll," Irish coach **Muffet McGraw** said. "That was an important part of the game."

With the scored tied at 12, the Irish (6-1) used an 18-3 run to begin pulling away from the Mastodons (2-8). When the Mastodons began focusing on stopping the Irish inside, **Alicia Ratay** started hitting outside, making all three of her 3-point attempts in the first half.

"They had such a substantial size advantage inside and we had made a determination that we were going to plug it off inside and try to make them shoot it from the outside," IPFW coach **Bruce Patterson** said.

LaVere and Ratay each finished with 20 points and **Jacqueline Batteast** added 16 for the Irish.

Batteast said LaVere's inside play opened things up for the rest of the Irish, especially Ratay.

"She got a lot of open 3s. Alicia hasn't been getting a lot of shots lately. The way Courtney was scoring you have to start doubling on her and Alicia was wide open," Batteast said.

The Irish dominated inside. **Teresa Borton** had three of Notre Dame's eight blocked shots and added 11 rebounds as the Irish outrebounded the Mastodons 46-33.





The Mastodons, in their second season in Division I, were led by 17 points from **Amy Gearlds**, who missed two games with a separated left shoulder, while **Geneva Murdock** had 12 points and **Courtney Nicley** 11.

LaVere, a freshman, had 17 points in the first half, a point shy of her (then) season high against Cleveland State in her first college game.

"I just felt it," LaVere said. "I had a lot of openings in the zone. So when I saw an opening I would just try to go there."

LaVere and Ratay were the first Irish players to score 20 points in the same game since Ratay and Batteast in a January 2002 win over Virginia Tech. The Irish shot 50 percent to 32 percent for the Mastodons.

The Irish led by as many as 32 points in the second half when Ratay made two free throws with 13:29 left to open a 65-34 lead. IPFW cut the lead to 72-51 when **Ashley Elmore** scored from inside with 4:29 left.

Other Notre Dame-IPFW Series Tidbits

- IPFW is one of three opponents on this year's Notre Dame schedule that the Irish faced in their first varsity season of 1977-78, along with Marquette and Valparaiso.
- A program-record 19 Indiana natives have suited up for Notre Dame throughout its 33-year history, including four members of the current Irish squad (senior guards/tri-captains **Ashley Barlow** and **Melissa Lechlitner**, junior forward **Becca Bruszewski** and freshman guard **Skylar Diggins**).
- Diggins and IPFW freshman forward **Sydney Weinert** were teammates on the 2009 Indiana All-Star Team that swept a two-game series from its Kentucky counterpart.
- IPFW assistant coach **Hilary O'Connell** suited up for the Mastodons the last time they played Notre Dame in December 2002. O'Connell came off the bench to collect a team-high five rebounds and three steals in 21 minutes of court time.
- IPFW assistant coach **Ali Mann** also should be a familiar face to keen Irish observers. Mann was a standout at Bowling Green from 2003-07, starting and playing 43 minutes (14 points, five rebounds) in Notre Dame's 85-81 overtime win over the Falcons on Nov. 13, 2006 at the former Joyce Center.

Notre Dame vs. The Summit League

With the defection of longtime northern Indiana rival Valparaiso to the Horizon League in 2007-08, Notre Dame does not have a whole lot of experience against the current alignment of the Summit League (formerly the Mid-Continent Conference).

The Irish are 6-0 all-time against current Summit League teams, including a 3-0 mark at home. Notre Dame will be facing a Summit League member for the third time in four seasons, having swept IUPUI in a home-and-

Notre Dame vs. Summit League		
	Overall	Home
CENT	0-0	0-0
◆IPFW	3-0	2-0
IUPUI	2-0	1-0
UMKC	0-0	0-0
NDSU	0-0	0-0
OAK	1-0	0-0
ORU	0-0	0-0
SDSU	0-0	0-0
SUU	0-0	0-0
WIU	0-0	0-0
TOTAL	6-0	3-0
	(1,000)	(1,000)

Notre Dame In the Polls

Associated Press Poll

Week	Points	Rank	Weeks Ranked	
			09-10	All Time
Oct. 30, 2009 (Pre)	799	4	1	179
Nov. 16, 2009	844	5	2	180
Nov. 23, 2009	833	5	3	181
Nov. 30, 2009	850	5	4	182
Dec. 7, 2009	900	3	5	183
SEASON HIGHS	900	3	6*	43*

ESPN/USA Today/WBCA Coaches' Poll

Week	Points	Rank	Weeks Ranked	
			09-10	All Time
Nov. 4, 2009 (Pre)	438	7	1	171
Nov. 17, 2009	578	6	2	172
Nov. 24, 2009	608	6	3	173
Dec. 1, 2009	614	6	4	174
SEASON HIGHS	614	6	4*	4*

* = current streak of poll appearances

home series in 2006 (75-65 at the former Joyce Center) and 2007 (67-44 in Indianapolis).

In addition to the three series games against IPFW (detailed elsewhere in these notes), the only other Summit League opponent in the Notre Dame record books is Oakland, whom the Irish defeated, 100-51 on Dec. 9, 1987 (early in head coach **Muffet McGraw's** first season at Notre Dame).

It should be noted that these records do not include two series games against South Dakota, which accepted an invitation to join the Summit League in April 2009 and will have full league membership in 2011-12. USD won both of its games against Notre Dame (76-61 on Jan. 14, 1980 in Vermillion, S.D., and 67-60 on Nov. 22, 1980 at the former Joyce Center).

Border Patrol

IPFW is the first of three in-state opponents on Notre Dame's schedule this season, with Valparaiso (Saturday) and Purdue (Jan. 4) to follow in the coming days and weeks.

The Irish are 114-32 (.781) all-time against other Indiana schools, including a 55-11 (.833) record at Purcell Pavilion, following last season's victories at home over Evansville (96-61) and Purdue (62-51).

Notre Dame has won nine consecutive games against in-state opponents (five in a row at home) since a 54-51 loss to Indiana on Dec. 3, 2006 at the former Joyce Center.

Right From The Start

For the second consecutive season, and the fourth time in program history, Notre Dame is off to a 7-0 start. The Irish previously opened the season with seven consecutive wins in 2000-01, 2004-05 and 2008-09 — however, in the past two seven-win debuts, Notre Dame dropped its eighth game of the season, both in overtime vs. Michigan schools (82-73 vs. No. 15 Michigan State at home in 2004-05; 63-59 at Michigan last year).

Conversely, in the 2000-01 national championship season, the Irish opened with a school-record 23 consecutive wins. That year, the eighth game came against an in-state opponent (Purdue), with Notre Dame knocking off the No. 6/5 Boilermakers, 72-61 at home in what would

National Polls

Associated Press Poll

• December 7, 2009: Poll #5

Team (First-Place Votes)	Rec	Pts	LW
1 ◆Connecticut (40)	7-0	1,000	1
2 Stanford	6-0	957	2
3 NOTRE DAME	7-0	900	5
4 Tennessee	7-0	895	6
5 LSU	6-0	770	7
6 Baylor	7-1	724	8
7 Duke	7-1	713	11
8 Xavier	7-0	709	9
9 Ohio State	9-1	693	3
10 Texas A&M	6-0	663	10
11 North Carolina	6-1	645	4
12 Florida State	8-0	603	12
13 Georgia	8-0	559	13
14 Arizona State	6-1	468	15
15 ◆Pittsburgh	7-0	377	19
16 ◆Oklahoma	6-2	356	18
17 Texas	5-3	269	17
18 ◆Vanderbilt	8-1	258	16
19 Virginia	6-2	254	14
20 Dayton	8-1	175	25
21 ◆Michigan State	5-3	143	22
22 California	4-3	142	20
23 Kansas	5-2	141	24
24 Nebraska	8-0	131	—
25 Maryland	8-1	82	—

Others Receiving Votes: Georgia Tech 81, ◆DePaul 73, Wisconsin-Green Bay 47, James Madison 40, Hartford 19, ◆Syracuse 18, ◆West Virginia 14, Oklahoma State 14, Illinois 12, Gonzaga 11, ◆St. John's 10, Temple 7, Texas Tech 7, Miami (Fla.) 4, Middle Tennessee 4, Mississippi State 4, Kentucky 2, TCU 2, ◆Louisville 1, ◆Rutgers 1, Louisiana Tech 1, St. Bonaventure 1.

ESPN/USA Today/WBCA Coaches' Poll

• December 1, 2009: Poll #4

Team (First-Place Votes)	Rec	Pts	LW
1 ◆Connecticut (31)	6-0	775	1
2 Stanford	6-0	742	2
3 Ohio State	8-0	709	3
4 North Carolina	5-0	660	4
5 Tennessee	5-0	641	5
6 NOTRE DAME	6-0	614	6
7 Texas A&M	3-0	568	7
8 Baylor	6-1	539	8
9 Florida State	6-0	518	9
10 Xavier	5-0	516	10
11 LSU	5-0	456	11
12 Duke	5-1	420	12
13 Arizona State	4-1	364	13
14 ◆Vanderbilt	6-0	357	16
15 Virginia	5-1	299	18
16 Georgia	6-0	297	19
17 Texas	4-2	265	14
18 ◆Oklahoma	4-2	249	17
19 California	3-2	244	15
20 ◆Pittsburgh	5-0	231	20
21 ◆Michigan State	4-2	98	25
22 Maryland	6-1	72	—
23 ◆DePaul	5-1	68	21
24 Dayton	6-1	65	—
25 ◆Louisville	4-1	62	—

Others Receiving Votes: ◆Syracuse 36, Nebraska 30, Vermont 22, Mississippi State 19, Middle Tennessee 18, TCU 17, East Carolina 16, Kansas 14, ◆Rutgers 13, ◆West Virginia 11, Iowa State 8, Hartford 7, Miami (Fla.) 5, Gonzaga 4, Auburn 4, Temple 4, ◆Georgetown 3, ◆San Diego State 3, Oklahoma State 3, USC 3, ◆St. John's 1, Boise State 1, Georgia Tech 1, Liberty 1, Northwestern 1, SMU 1.

LW = last week

◆ = 2009-10 Notre Dame opponent





IPFW Series

Notre Dame Leads Series 3-0

Date	Site	Result	Score
1/24/78	Notre Dame	W	68-39
1/24/79	Fort Wayne	W	49-41
12/21/02	Notre Dame	W	82-54

Series Scoring	Total	Average
Notre Dame	199	66.3
IPFW	134	44.7

Current Win Streak: Notre Dame - 3 games

Muffet McGraw vs. IPFW: 1-0

Chris Paul vs. Notre Dame: First meeting

McGraw vs. Paul: First meeting

ND Biggest Win: 29 (68-39 on 1/24/78)

IPFW Biggest Win: None

ND Longest Win Streak: 3 (1978-79/2002)

IPFW Longest Win Streak: None

be a preview of the NCAA title game in St. Louis less than four months later.

A Fork In The Road?

Thus far, this season has shown some eerie similarities to last year for Notre Dame, leaving some to ponder if Tuesday's game vs. IPFW is the time when the Irish leave the memory of last season behind and head in a new direction.

Here's a look at the parallels between last year and the current campaign:

- Both teams began the season with a 7-0 record.
- Both teams defeated three AP Top 25 teams in their first seven games (last year it was No. 24/22 LSU, No. 24 Michigan State and No. 17/20 Purdue).
- Both teams won preseason tournaments in their first-ever appearance in those competitions, although last year's club technically claimed a one-game event, downing No. 24/22 LSU, 62-53 in the State Farm Tip-Off Classic.
- Both teams were ranked in the top 10 after seven games (last year's team rose to No. 8 in both major polls before losing in game No. 8 at Michigan, 63-59 in overtime on Dec. 10).

Road Warriors

Notre Dame is 21-9 (.700) in true road games since the start of the 2007-08 season, including a 68-67 win at No. 21 Michigan State to begin this year.

In addition, the past seven road losses for the Irish have been decided by an average of 8.4 points per game (all by 12 points or fewer), including all five road setbacks last season (average margin of 8.6 ppg.).

Notre Dame posted 10 wins on the road in each of the past two years, marking just the second time in school history the Irish have logged double-digit win totals away from home in consecutive seasons (11 wins in 1989-90; 10 wins in 1990-91).

Polling Station

Notre Dame is ranked third (a season high) in this week's Associated Press poll, appearing in the top five for the fourth consecutive week — it's the longest run in the AP Top 5 for the Irish since the 2000-01 season, when Notre Dame was a top-five fixture for the final 17 weeks.

This week's ranking also marks the 43rd consecutive AP poll appearance for the Irish, with the current No. 3 ranking being Notre Dame's highest since the week of Nov. 29, 2004, when the Irish also were ranked third.

What's more, Notre Dame's No. 4 preseason ranking on Oct. 30 was its the highest ever, topping its No. 6 debut in the 2000-01 poll.

With their current poll position, the Irish now have appeared in the top 10 of the AP poll during 10 of the past 14 seasons (1996-97 through 2009-10).

Notre Dame has been ranked in the AP poll for 183 weeks during the program's 33-year history, with every one of those appearances coming in the **Muffet McGraw** era (since 1987-88). McGraw ranks 13th among all active NCAA Division I head coaches for weeks in the AP poll, and also is 23rd all-time in that category.

In addition, the Irish were ranked No. 6 for the third week in a row in last week's ESPN/USA Today/WBCA coaches' poll (the new poll will be released Tuesday afternoon). It's the second consecutive season Notre Dame has been ranked in the top 10 of the coaches' poll, as well as eight of the past 12 campaigns (1998-99 to present).

Notre Dame was ranked in the coaches' survey for 38 consecutive weeks before falling just outside the Top 25 in the final poll of last season. With last week's No. 6 ranking, the Irish have appeared in the coaches' poll for 174 weeks during their history (all coming during McGraw's tenure).

More Polling Data

Notre Dame head coach **Muffet McGraw** is one of 24 people in NCAA Division I women's basketball history who have both played for and coached a team that has appeared in the Associated Press Top 25 poll.

Besides her 183 AP poll appearances while coaching at Notre Dame, McGraw was the starting point guard at Saint Joseph's (Pa.) as a senior in 1977, helping the Hawks rise to No. 3 in the nation. Of the 24 people on this list, 12 currently are NCAA Division I head coaches (see accompanying chart).

AP Poll Appearances As Player & Coach (active coaches only)

- Amanda Butler (Florida)
- June Daugherty (Wash. St.)
- Nell Fortner (Auburn)
- MaChelle Joseph (Ga. Tech)
- Wendy Larry (ODU)
- Joanne McCallie (Duke)
- Kathy McConnell-Miller (Colo.)
- ♦Muffet McGraw (ND)
- Kim Mulkey (Baylor)
- Kathy Olivier (UNLV)
- Dawn Staley (S. Carolina)
- Charli Turner Thorne (Ariz. St.)

NOTES: Current teams listed ... all coaches shown have made AP poll with current teams except Daugherty (did so at Boise State and Washington), Olivier (UCLA) and Staley (Temple) ... Butler, Larry and Olivier are coaching at their alma maters.

Game #7 Recap: Eastern Michigan

Notre Dame athletic director **Jack Swarbrick** had a reason to celebrate with a coach.

Swarbrick presented women's basketball coach **Muffet McGraw** a basketball and a bouquet after the fifth-ranked Fighting Irish beat Eastern Michigan 69-59 on Dec. 2 in her first home game since getting her 500th win at Notre Dame during the Paradise Jam in the Virgin Islands.

"Five-hundred career wins here, you ever think about coaching football," joked Swarbrick, who is in the midst of trying to find a new football coach. "I'm quite certain you could coach anything you put your mind to."

McGraw laughed afterward when asked whether she was considering the football job.

"It hasn't been offered," she said.

The victory gave McGraw 503 wins in 23 seasons at Notre Dame and 591 wins overall in 28 seasons as a head coach. The win against Eastern will not go down as one of her more

THE TALE OF THE TAPE

	ND	IPFW
Overall record	7-0	2-4
AP/ESPN-USA Today rank*	3/6	—
SCORING		
Points scored per game	80.3	65.3
Points allowed per game	61.9	67.3
Field goal percentage	.449	.417
Three-point percentage	.330	.333
Free throw percentage	.634	.722
REBOUNDING		
Rebounds per game	44.0	33.5
Opponent rebs. per game	38.0	34.8
Rebounding margin	+6.0	(-1.3)
OTHER		
Assists per game	18.4	13.3
Turnovers per game	18.3	18.8
Assist/turnover ratio	1.01	0.71
Blocked shots per game	3.4	3.7
Steals per game	13.3	5.8

* - AP poll from Dec. 6; ESPN/USA Today poll from Dec. 7

AP Poll Appearances Active D-I Coaches

- Summitt (Tenn) 566
- Landers (UGa) 436
- Stringer (RU) 388
- Chancellor (LSU) 247
- Blair (TAMU) 213
- ♦McGraw (ND) 183

All-Time D-I Coaches

- Summitt (Tenn) 565
- Landers (UGa) 435
- Conrad (Texas) 395
- Grentz (Illinois) 225
- Blair (TAMU) 212
- ♦McGraw (ND) 183

NOTE: through Dec. 7 AP poll; only most recent team coached is listed





memorable victories as the Irish were sloppy with the ball and had defensive lapses.

McGraw said her team appeared to be tired from its trip to the Virgin Islands.

"We just weren't there mentally," she said. "We were lucky to win the game."

Lindsay Schrader and **Skylar Diggins** scored 15 points each for the Irish (7-0), who used runs of 11-0 and 8-0 in the second half to put away the Eagles.

Eastern Michigan (5-2) opened the second half with an 11-1 run, taking a 38-36 lead when **Lindsey Mahone** drove inside for a jumper. The Irish trailed 42-40 when **Natalie Novosel** scored inside to spark an 11-0 run highlighted by a three-point play by Diggins.

The Eagles closed to 53-49 when **Kristin Thomas** scored on a layup with 3:53 left. But the 8-0 run by the Irish put the game out of reach.

Tavelyn James led Eastern with 21 points and Mahone and **Sydney Huntley-Rogers** added 10 points each. Eastern Michigan fell to 0-10 all-time against ranked opponents.

Eastern coach **AnnMarie Gilbert** was pleased with the way the Eagles started the second half.

"I thought we put them on their heels for a change. I don't think they expected that," she said. "But a good team always finds a way."

Noting The Eastern Michigan Game

- Notre Dame is off to a 7-0 start for the second consecutive season and the fourth time in the program's 33-year history, all in this decade (2000-01, 2004-05, 2008-09, 2009-10).
- The Fighting Irish improve to 4-0 all-time against Eastern Michigan (2-0 at home, where the teams were meeting for the first time since Dec. 15, 1982).
- Notre Dame is 35-14 (.714) all-time against the current Mid-American Conference alignment, with a 21-4 (.820) record at home; the Fighting Irish also rise to 20-5 (.800) against the MAC in the 23-year **Muffet McGraw** era (1987-88 to present) and 12-1 (.923) at home.
- Notre Dame now has won 18 consecutive games against current MAC schools since an 87-64 loss to Northern Illinois on March 10, 1995, in the semifinals of the Midwestern Collegiate Conference (now Horizon League) Tournament, when both ND and NIU were members of that conference.
- The Fighting Irish have won 11 of their last 12 games against Michigan schools and are 54-20 (.730) all-time against the Great Lakes State, with a 34-8 (.810) record in the McGraw era.
- The Fighting Irish have forced at least 20 turnovers in all seven games this season.
- On the night she was honored in a post-game ceremony for logging her 500th win at Notre Dame, head coach **Muffet McGraw** coached both her 700th career game at the University (now 503-197, .719) and her 300th contest at Purcell Pavilion (now 249-51, .830).
- Notre Dame has not trailed by more than five points at any time in its first seven games this season (56-51, 10:16 of 2nd half at No. 21

Michigan State on Nov. 19); since that MSU game, the largest Fighting Irish deficit has been one possession (three points).

- Sophomore guard **Natalie Novosel** tied her career high with eight rebounds, matching the mark she set exactly one year ago in last year's 83-63 win at Eastern Michigan.
- Novosel's five assists also were one off her career high, set on Nov. 15 vs. Arkansas-Pine Bluff at Purcell Pavilion, and her 32 minutes played were one shy of the personal-best total she had in last season's win at EMU.
- Eastern Michigan came into the game shooting .394 from the three-point line (43-of-109) before the Notre Dame defense held the Eagles to a .133 three-point percentage (2-of-15).
- During the past six seasons (2004-09), Paradise Jam champions have traditionally suffered from a case of "island hangover", with three of 11 recent tournament winners losing in their next game after returning from the Virgin Islands (2004 - Rutgers lost at Old Dominion, 69-61; 2005 - Minnesota lost at New Mexico, 62-44; 2009 - Rutgers lost at home to Temple, 62-51), while four others won by 15 points or fewer (2006 - Marquette won at Wisconsin-Milwaukee, 74-63; 2007 - Wake Forest won at Northwestern, 60-45; 2008 - Wisconsin won at home vs. Wisconsin-Milwaukee, 71-69 in double overtime; 2009 - Notre Dame won at home vs. Eastern Michigan, 69-59).

Tournament Tested

Notre Dame has felt right at home in tournament situations during the past 14 years. Starting with the 1996-97 season, the Irish have won 21 of their last 24 regular-season tournament games (multi-game events only), most recently capping a three-game run to the 2009 Paradise Jam Island Division championship over the Thanksgiving weekend in the U.S. Virgin Islands.

The only Notre Dame losses during this current stretch were a pair of defeats to third-ranked teams in the Preseason WNIT semifinals (72-59 vs. Tennessee at Ruston, La., in 1996; 75-59 at Maryland in 2007) and a 67-63 overtime setback at No. 20 Colorado on Nov. 15, 2003 in the finals of the WBCA Classic — a game that saw the Buffaloes sink a desperation 30-footer at the end of regulation to force the extra session.

High Value Freshman

Freshman guard **Skylar Diggins** was named the most valuable player in the Island Division of the 2009 Paradise Jam after averaging 16.3 points, 4.7 rebounds and 3.0 assists per game with a .538 field goal percentage (21-of-39) and a .545 three-point ratio (6-of-11) at the tournament.

2009-10 Trends

Day of the Week	
Sunday	2-0
Monday	0-0
Tuesday	0-0
Wednesday	1-0
Thursday	2-0
Friday	1-0
Saturday	1-0

Time of Game	
Day games (before 6 p.m. local time)	4-0
Night games (6 p.m. or later local time)	3-0

Location	
Home games	3-0
Road games	1-0
Neutral site games	3-0

Halftime score	
Leading at the half	7-0
Tied at the half	0-0
Trailing at the half	0-0

Individual scoring	
Two or fewer double-figure scorers	2-0
Three double-figure scorers	2-0
Four double-figure scorers	2-0
Five or more double-figure scorers	1-0

Rebounding margin	
Grab more rebounds than opponents	4-0
Grab same number of rebounds	0-0
Grab fewer rebounds than opponents	3-0

Field goal shooting	
Higher pct. than opponent	5-0
Lower pct. than opponent	2-0
Same pct. as opponent	0-0
Shoot 45% or better	3-0
Shoot less than 45%	4-0
Hold opponent under 40%	4-0

Free throw margin	
Make more free throws	4-0
Make same number of free throws	2-0
Make fewer free throws	1-0

Turnovers	
Commit fewer turnovers	7-0
Commit same number of turnovers	0-0
Commit more turnovers	0-0

Miscellaneous	
Vs. Top 25 (AP or ESPN/USA Today polls)	3-0
On commercial television	1-0
In white jerseys	5-0
In alternate white jerseys (green trim)	0-0
In alternate white jerseys (pink trim)	0-0
In blue jerseys	2-0
In green jerseys	0-0

Margin of Victory	
1-5 points	2-0
6-10 points	2-0
11-15 points	0-0
16-20 points	0-0
21+ points	3-0
In overtime games	0-0

Conference Affiliation	
Atlantic 10	0-0
BIG EAST	0-0
Big Ten	1-0
Big 12	1-0
Conference USA	0-0
Horizon League	0-0
Metro Atlantic Athletic	1-0
Mid-American	1-0
Mountain West	1-0
Southeastern	1-0
Southwestern Athletic	1-0
Summit League	0-0

Month	
November	6-0
December	1-0
January	0-0
February	0-0
March	0-0





Notre Dame Quick Facts

Official Name: University of Notre Dame
Location: Notre Dame, Ind.
Enrollment: 8,371 (undergraduate) / 11,733 (overall)
Founded: 1842
Colors: Gold and Blue
Nickname: Fighting Irish
School Fight Song: Notre Dame Victory March
Conference: BIG EAST
Arena: Purcell Pavilion at the Joyce Center (cap. 9,149)
President: Rev. John I. Jenkins, C.S.C.
Provost: Thomas G. Burish
Executive Vice President: John Affleck-Graves
NCAA Faculty Representative: Patricia Bellia
Director of Athletics: Jack Swarbrick
Senior Deputy Athletics Director/SWA: Missy Conboy
Associate Athletics Director (WBB): Jill Bodensteiner

Head Coach: Muffet McGraw (Saint Joseph's (Pa.) '77)
Record: 591-238 (.713) - 28th season
At Notre Dame: 503-197 (.719) - 23rd season
At Purcell Pavilion: 249-51 (.830)

Associate Head Coach:
 Jonathan Tsipis (North Carolina '96) - 7th season

Assistant Coaches:
 Angie Potthoff-Barber (Penn State '97) - 5th season
 Niele Ivey (Notre Dame '00) - 3rd season

Coordinator of Basketball Operations:
 Stephanie Menio (Pittsburgh '04) - 5th season

Administrative Assistant: Tinia Scott

Athletic Trainer: Anne Marquez

Strength & Conditioning Coach: Craig Cheek

Academic Counselor: Chad Groteguit

Equipment Manager: Kathy Speybroeck

Student Managers:
 Tom Bascik (Sr., Colonia, N.J.)
 Bryant Walters (Sr., McLean, Va.)

Women's Basketball History

33rd Season:
 1st game, Dec. 3, 1977 vs. Valparaiso (W, 48-41)

All-Time Record: 667-296 (.693)

Record At Purcell Pavilion:
 33rd season, 326-85 (.793)

Record In The BIG EAST:
 15th season, 176-56 (.759)

Conference/Membership Affiliations:
 AIAW D-III independent (1977-78 through 1979-80)
 AIAW D-I independent (1980-81)
 NCAA D-I independent (1981-82 through 1982-83)
 North Star (1983-84 through 1987-88)
 *Midwestern Collegiate (1988-89 through 1994-95)
 BIG EAST (1995-96 to present)

Regular-Season Conference Championships (8):
 North Star - 1985, 1986
 *Midwestern Collegiate - 1989, 1990, 1991, 1994, 1995
 BIG EAST - 2001

Conference Tournament Championships (5):
 North Star - N/A
 *Midwestern Collegiate - 1989, 1990, 1991, 1992, 1994
 BIG EAST - None

NCAA Championship Appearances (16):
 National Champion - 2001
 Final Four - 1997, 2001
 Elite 8 - 1997, 2001
 Sweet 16 - 1997, 1998, 2000, 2001, 2003, 2004, 2008
 Berths - 1994, 1996-2009

Consecutive NCAA Championship Appearances:
 14 (1996-2009)

NIT Appearances (4):
 1986 (3rd place), 1989 (7th place), 1991 (8th place),
 1995 (3rd place)

Consecutive Postseason Appearances:
 16 (1994-2009); 15 NCAAAs, 1 NIT

* - now known as the Horizon League

Quick Facts

Diggins, who also earned a spot on the BIG EAST Conference Weekly Honor Roll for her efforts, was the first Notre Dame rookie in a decade to collect all-tournament team honors in a regular-season event. **Alicia Ratay** was the last to do so, garnering a place on the 1999 Wachovia Women's Basketball Invitational all-tournament team after helping Notre Dame to wins over No. 9/12 North Carolina (99-86) and Liberty (85-68) in Richmond, Va.

Experience Matters

For the first time in Notre Dame women's basketball history, four players have hit the 100 games played mark in the same season. Senior guards/tri-captains **Ashley Barlow**, **Melissa Lechlitner** and **Lindsay Schrader**, along with senior center **Erica Williamson**, all reached the century mark during the Thanksgiving weekend at the Paradise Jam (Lechlitner and Williamson on Nov. 26 vs. San Diego State, Barlow and Schrader on Nov. 27 vs. South Carolina).

Current Irish assistant coach **Niele Ivey** holds the school record with 132 games played from 1996-2001.

Schrader could hit another milestone in the coming weeks, as she needs just two starts to become the 12th player in school history with 100 starting assignments in her career.

McGraw Joins Elite Notre Dame Club

With a 84-79 win over No. 23/24 San Diego State on Thanksgiving Day (Nov. 26) at the Paradise Jam in the U.S. Virgin Islands, Irish head coach **Muffet McGraw** reached a personal milestone, becoming the fourth coach in school history (in any sport) to register 500 victories while coaching under the Golden Dome. McGraw now has a record of 503-197 (.719) in 23 seasons at Notre Dame (1987-88 to present) and a 591-238 (.713) record in 28 seasons overall — including a five-year stint at Lehigh from 1982-87.

Fencing's **Michael DeCicco** (680-45 from 1962-86) and **Yves Auriol** (525-33 from 1986-2002), and baseball's **Jake Kline** (558-449-5 from 1934-75) are the only other members of the "Fighting Irish Five Hundred Club," with one able to connect 75 years of Notre Dame athletics history and success via just four degrees of separation (Kline to DeCicco to Auriol to McGraw).

McGraw reached two other notable landmarks in the last Irish game on Dec. 2 vs. Eastern Michigan, as she coaches her 700th game at Notre Dame, as well as her 300th at Purcell Pavilion.

Upwardly Mobile

Two of Notre Dame's senior guards and tri-captains — **Ashley Barlow** and **Lindsay Schrader** — are already members of the program's 1,000-Point Club, and will spend this season trying to work their way up the Irish all-time scoring ladder.

Barlow currently ranks 19th in school history with 1,186 career points, while Schrader is 21st with 1,136 points. They

ND 1,000-Point Scorers	
17. Heidi Bunek ('85-'89).....	1,202
18. Krissi Davis ('87-'91).....	1,194
19. ♦A. Barlow ('06-pres.)... 1,186	
20. Courtney LaVere ('02-'06)..	1,150
21. ♦L. Schrader ('05-pres.)..	1,136

2009-10 Notre Dame Top Bench Scorers

Player	Points	Opponent/Date
Skylar Diggins	21	San Diego State, 11/26/09
Skylar Diggins	17	Iona, 11/22/09
Brittany Mallory	15	San Diego State, 11/26/09
Brittany Mallory	15	Oklahoma, 11/28/09
Skylar Diggins	14	Ark.-Pine Bluff, 11/15/09
Fraderica Miller	11	Ark.-Pine Bluff, 11/15/09
Brittany Mallory	10	Ark.-Pine Bluff, 11/15/09
Erica Williamson	10	Ark.-Pine Bluff, 11/15/09

Game-high scorers in italics

could be joined by their fellow senior guard and tri-captain, **Melissa Lechlitner**, who has 761 points to date.

Only one other time in program history has Notre Dame fielded three 1,000-point scorers on its roster at the same time — and it literally happened for less than one game. **Ruth Riley**, **Niele Ivey** and **Kelley Siemon** all reached the millennium mark and played on the 2000-01 Irish national championship squad, with Siemon reaching the milestone after scoring 10 points in her final collegiate contest — Notre Dame's 68-66 title-game victory over Purdue in St. Louis.

Century City

With its 102-57 season-opening win over Arkansas-Pine Bluff on Nov. 15 at Purcell Pavilion, Notre Dame topped the 100-point mark for the 13th time in school history, and the third time in less than two years (104-86 at Georgetown on Jan. 19, 2008; 102-54 at Boston College on Nov. 23, 2008).

Notre Dame also hit the century mark at home for the first time since Nov. 26, 2002, when the Irish toppled Cleveland State, 107-65 in the 2002-03 season opener.

ND 100-Point Games	
11/15/09	@ND 102, UAPB 57
11/23/08	ND 102, @BC 54
1/19/08	ND 104, @G'town 86
11/26/02	@ND 107, ClevSt 65
1/7/99	@ND 111, WVU 90
11/24/98	@ND 101, Illinois 93
1/24/98	@ND 109, PC 60
1/9/97	@ND 103, WVU 58
12/21/90	@ND 109, Marq 56
11/24/89	ND 113, Liberty 35*
12/9/87	@ND 100, Oakland 51
2/8/86	@ND 104, XU 57
2/9/95	@ND 107, XU 61

* - UCF Rotary Classic (Orlando, Fla.)

Eight Is Enough (For Now)

Notre Dame had a school-record eight players score in double figures in its 102-57 win over Arkansas-Pine Bluff on Nov. 15 at Purcell Pavilion. That eclipsed the old standard of seven double-digit scorers that was first set on Feb. 6, 1997 vs. Syracuse (90-73 win at the Joyce Center) and matched on Jan. 19, 2008, in a 104-86 win at Georgetown.

Dishing Thirty-One Flavors

Notre Dame's 31 assists against Arkansas-Pine Bluff on Nov. 15 were the most for the Irish in a single game since Nov. 20, 2000, when they also recorded 31 assists in a 95-65 win over Arizona at the Joyce Center.

Leading the way for Notre Dame on that night was current Irish assistant coach **Niele Ivey**, who had a double-double with 14 points and 11 assists.

First Impressions

Freshman guard **Skylar Diggins** had 14 points





in the Nov. 15 season opener vs. Arkansas-Pine Bluff, the fifth-most by an Irish rookie in her debut game during the 23-year **Muffet McGraw** era (1987-88 to present), and the most since

ND Freshmen Debuts Top Scorers (McGraw era)

18	C. LaVere vs. Clev. St., 2002
18	*A. Ratay @ Toledo, 1999
16	*M. Marciniak vs. Penn St., 1991
15	C. Washington vs. Liberty, 1989
14	S. Diggins vs. UAPB, 2009
14	*T. Borton vs. Valpo., 2001
14	S. Hills vs. UCLA, 1998
12	*B. Morgan vs. UIC, 1993
11	J. Joyce @ Valparaiso, 2000
11	*K. Siemon vs. Butler, 1997

* = starter

Courtney La-

Vere began her career with 18 points in a 2002 win over Cleveland State.

Irish Enjoy Successful '09 European Tour

In May, the Notre Dame women's basketball program embarked on a memorable 11-day adventure to France, Monaco and Italy, visiting some of the world's most historic landmarks, including the Eiffel Tower in Paris, the Prince's Palace in Monaco, picturesque Lake Como in the foothills of the Italian Alps, the famed *El Duomo* cathedral in Milan, the Colosseum and Forum in Rome, as well as St. Peter's Basilica and the Sistine Chapel located at The Vatican.

The Irish also had the chance to play three exhibition games against international opponents on the tour, winning all three contests against the French Junior National Team (77-44) and Italian professional teams GEAS Sesto San Giovanni (78-68) and Roma Athena Basket (94-39). The win over the French side was particularly noteworthy, as it came only weeks before France won the gold medal at the European U20 Championships with much of the same team that faced the Irish in May.

Senior guard/tri-captain **Ashley Barlow** led Notre Dame in scoring (13.0 ppg.) and three-point percentage (.727, 8-11) on the trip, while junior forward **Becca Bruszewski** was second in scoring (12.0 ppg.) and fourth in rebounding (5.7 rpg.). Other statistical leaders included: fifth-year senior guard **Lindsay Schrader** and sophomore forward **Kellie Watson** (6.3 rpg.), sophomore guard **Natalie Novosel** (3.3 spg.), senior guard **Melissa Lechlitner** (3.3 apg.) and sophomore forward **Erica Solomon** (2.5 bpg.).

Half And Half

During the past decade, Notre Dame has been nearly unbeatable when it has the lead at halftime. The Irish are 170-17 (.909) since the start of the 2000-01 campaign when they go into the dressing room with the lead, including wins in 98 of their last 109 such contests.

Notre Dame has led at the break in all seven games this season, and has gone on to earn victories each time.

ND Free Throws In Final 5 Minutes + OT

Diggins	6-6	1.000
Novosel	2-2	1.000
Solomon	4-5	.800
Mallory	7-9	.778
Barlow	4-6	.667
Schrader	3-5	.600
Lechlitner	2-4	.500
Williamson	2-5	.400
Miller	1-3	.333
TOTAL	31-45	.689

The Best Offense Is A Good Defense...

During the past 15 seasons, Notre Dame

has discovered that a solid defensive effort can almost certainly guarantee a victory. In fact, since the beginning of the 1995-96 season (Notre Dame's first in the BIG EAST Conference), the Irish have an amazing 199-14 (.934) record when they hold their opponents below 60 points in a game.

Notre Dame has added four more wins to the ledger this season with victories over Arkansas-Pine Bluff (102-57), Iona (80-45), South Carolina (78-55) and Eastern Michigan (69-59).

...But Sometimes You Have To Score If You Want To Win

Not resting solely on its defensive laurels, Notre Dame also seemingly has found the magic mark when it comes to outscoring its opponents. During the past 15 seasons (since 1995-96), the Irish are 127-4 (.969) when they score at least 80 points in a game. The only blemishes on that record are a pair of overtime losses to Texas A&M (88-84) and Michigan State (87-83) in 1995, a 106-81 loss to Connecticut in 1998, and an 81-80 loss to DePaul in 2008.

Notre Dame already has added four more wins to this ongoing record with its conquests of Arkansas-Pine Bluff (102-57), Iona (80-45), No. 23/24 San Diego State (84-79) and No. 20/17 Oklahoma (81-71).

Now That's A Home Court Advantage

One of the hallmarks of Notre Dame's success has been its stellar play at home. In fact, the Irish have been virtually untouchable at home in recent years, winning 176 of their last 200 games (.880) at the 9,149-seat Purcell Pavilion, including winning streaks of 51 and 25 games in that span. Notre Dame also has a 99-17 (.853) record in BIG EAST Conference play at the former Joyce Center, sporting a 31-game league winning streak at home before it ended with a 48-45 loss to Villanova in the '02 home finale.

The Irish have been particularly strong when it comes to non-conference games at home, winning 79 of their last 86 non-BIG EAST contests (.919) at Purcell Pavilion, dating back to the 1994-95 season. Five of the losses in that span came at the hands of Big Ten Conference opponents (four by 12 points or less) — Wisconsin in 1996 (81-69), Purdue in 2003 (71-54), Michigan State in 2004 (82-73 OT), Indiana in 2006 (54-51) and Minnesota in 2009 (79-71) — with the other two defeats coming to Tennessee in 2005 (62-51) and 2008 (87-63). The Purdue loss also snapped a 33-game non-conference home winning streak which began after the UW setback.

Since its inaugural season in 1977-78, Notre Dame has played all of its games at the former Joyce Center, posting a 326-85 (.793) record at the venerable facility. Three times (1999-2000, 2000-01 and 2003-04), the Irish went a perfect 15-0 at home, setting a school record for home wins in a season.

It's Fan-Demonium At Notre Dame

If the preseason was any indication, Notre

Superlatives (BIG EAST Era)

Notre Dame Superlatives In The BIG EAST Era (1995-96 to present)

Longest winning streak: 23 games (Nov. 17, 2000-Feb. 14, 2001)
Longest BIG EAST winning streak: 11 games (Jan. 3-Feb. 14, 2001)
Longest losing streak: 3 games, four times (most recently: Feb. 24-March 3, 2007)
Longest BIG EAST losing streak: 3 games, twice (most recently: Feb. 24-March 3, 2007)
Most points scored in a game: 111 vs. West Virginia, Jan. 7, 1999
Most points scored in a BIG EAST game: 111 vs. West Virginia, Jan. 7, 1999
Fewest points scored in a game: 38 vs. Villanova, Jan. 24, 2004
Fewest points scored in a BIG EAST game: 38 vs. Villanova, Jan. 24, 2004
Most points allowed in a game: 106 by Connecticut, Dec. 8, 1998
Most points allowed in a BIG EAST game: 106 by Connecticut, Dec. 8, 1998
Fewest points allowed in a game: 31 by St. John's, Feb. 13, 2002
Fewest points allowed in a BIG EAST game: 31 by St. John's, Feb. 13, 2002
Largest margin of victory: 56, twice (most recently: 89-33 vs. Georgetown, March 4, 2001)
Largest margin of victory in BIG EAST game: 56 vs. Seton Hall (91-35), Jan. 31, 1998
Largest margin of victory in home game: 56 vs. Seton Hall (91-35), Jan. 31, 1998
Largest margin of victory in road game: 53 at Central Michigan (94-41), Nov. 29, 2007
Largest losing margin: 39 at Tennessee (89-50), March 17, 2002
Most points allowed in a win: 93 by Illinois (101-93), Nov. 24, 1998
Most points scored in a loss: 84 vs. Texas A&M (88-84, ot), Dec. 3, 1995
Fewest points scored in a win: 38 vs. Villanova (38-36), Jan. 24, 2004
Fewest points allowed in a loss: 48 vs. Villanova (48-45), Feb. 26, 2002
Largest deficit overcome to win a game: 18 at Vanderbilt (59-57), Dec. 30, 2008
Largest deficit overcome to win a home game: 15 vs. Pittsburgh (72-65), Feb. 28, 2006
Largest lead given up in a loss: 17 vs. Texas Tech (69-65), March 25, 2000
Most consecutive points scored: 31 vs. Pittsburgh, Jan. 18, 1997
Most consecutive points scored (start of game): 26 vs. Dayton, Dec. 13, 2003
Highest field goal percentage: .680 (34-50) vs. Boston College, Feb. 12, 1997
Lowest field goal percentage: .220 (13-59) at Seton Hall, March 1, 2005
Highest three-point percentage: 1.000 (5-5) vs. Duke, Nov. 17, 2004
Highest free throw percentage: 1.000 (18-18) at Valparaiso, Nov. 30, 2004
Most three-point field goals made: 13, twice (most recently: at Miami (Fla.), Jan. 2, 2002)
Most free throws made: 33, twice (most recently: vs. West Virginia, Feb. 4, 2007)
Most assists: 32 vs. Michigan State, Dec. 11, 1999
Most blocked shots: 16 vs. Boston College, Feb. 10, 2002
Most steals: 23 vs. Providence, Jan. 30, 2008
Fewest turnovers: 3 at Maryland, Nov. 16, 2007





2009-10 Awards

G Ashley Barlow

- Preseason All-BIG EAST
- Preseason AP Honorable Mention All-American
- Preseason Naismith Trophy Watch List
- BIG EAST Weekly Honor Roll (Nov. 23)

G Skylar Diggins

- Preseason BIG EAST Freshman of the Year
- Preseason Naismith Trophy Watch List
- Paradise Jam Island Division Most Valuable Player
- BIG EAST Freshman of the Week (Nov. 23)
- BIG EAST Weekly Honor Roll (Nov. 30)

G Melissa Lechlitner

- Paradise Jam Island Division All-Tournament Team

G Lindsay Schrader

- Preseason All-BIG EAST
- BIG EAST Weekly Honor Roll (Dec. 7)

Dame women's basketball is easily the hottest ticket in South Bend. For the first time in school history, all Irish women's basketball season ticket packages (close to 7,500) have been sold, including more than 1,000 packages to first-time season ticket purchasers when they went on sale Aug. 14. Furthermore, fans were waiting in line at the Purcell Pavilion ticket office as early as 4:30 that morning, more than four hours before the ticket windows opened. Those early birds were rewarded with a visit from Irish head coach **Muffet McGraw**, who delivered coffee and bagels, courtesy of McGraw and athletics director **Jack Swarbrick**.

While it's likely that some tickets will be made available for individual games during the weeks and days prior to the contests, there's a very real possibility that Notre Dame could approach a sell out for every one of its regular-season home games at the newly-refurbished 9,149-seat Purcell Pavilion. In fact, the crowd of 9,080 for the Nov. 15 win over Arkansas-Pine Bluff was the largest season-opening audience in program history, more than 1,100 higher than the old mark set in 2001-02 (7,960 vs. Valparaiso).

The Irish have posted six sellouts in program history, the most recent coming on Dec. 7, 2008, for a 62-51 win over in-state rival Purdue. That capacity crowd not only was the first on-campus sellout in the 22-game series with the Boilermakers, but it also helped Notre Dame win the NCAA/BIG EAST Conference Pack The House Challenge for 2008-09.

Irish On Your Radio Dial

Beginning with the 2008-09 athletics year, the Notre Dame athletics department announced it had partnered with the LeSEA Broadcasting Network, making Pulse FM (96.9/92.1) the new radio home of Notre Dame women's basketball in the South Bend market.

LeSEA originates all Notre Dame women's basketball games, with those events carried on Pulse FM (96.9/92.1), marking a return to the FM side of the dial for the first time since the 1998-99 season. Combined, these two stations blanket the nation's No. 89 media market (South Bend-Elkhart), covering a 21-county area in northern Indiana and southwest Michigan that contains more than 1.35 million listeners (better than 800,000 in the greater South Bend area alone). All told, Notre Dame's women's basketball network stretches from Kalamazoo, Mich., to the north, North Judson, Ind., to the west, Macy, Ind., (home of former Irish All-America center **Ruth Riley**) to the south, and LaGrange, Ind., to the east.

Women's basketball game broadcasts also continue to be streamed live and free of charge on Notre Dame's official athletics web site (www.UND.com) through the Fighting Irish All-Access multimedia package.

Bob Nagle, the voice of Notre Dame women's basketball from 1996-97 through 1998-99 (including the program's first NCAA Final Four berth in 1997), returns for his second season in his second stint as the radio play-by-play broadcaster for the Irish.

Notre Dame On The Small Screen

Notre Dame will have at least 18 games televised during the 2009-10 season. Highlighting this year's broadcast schedule are 11 nationally-televised Irish women's basketball contests, including at least six games on the ESPN family of networks and four others on CBS College Sports (check schedule on page 1 of these notes for exact broadcast coverage).

In addition, Notre Dame continues to expand its broadcast reach globally on the Internet. All Irish regular-season home games not selected for commercial TV coverage (with the exception of the Nov. 15 game vs. Arkansas-Pine Bluff) will be webcast live on the official Notre Dame athletics web site, www.UND.com, via the site's free multimedia package, Fighting Irish All-Access. And, the Thanksgiving weekend Paradise Jam was webcast in its entirety through Fox College Sports Broadband on a pay-per-view basis.

This year's TV slate continues a recent trend that has seen the Irish become a regular fixture on television. Beginning with the NCAA championship season of 2000-01 and continuing through this year, Notre Dame has played in 144 televised games, including 91 that were broadcast nationally.

Oh Captain, My Captain

Fifth-year senior guard **Lindsay Schrader** and senior guards **Ashley Barlow** and **Melissa Lechlitner** all return for their second year as team captains for the 2009-10 season. All three players received the captain's honor following a vote of their teammates prior to the season.

This marks the first time in program history that the same players are serving as captains in consecutive seasons.

Purcell Pavilion Opens Its Doors

Following an intensive five-month, \$26.3 million interior renovation, the arena for the newly-christened Purcell Pavilion at the Joyce Center made its regular season women's basketball debut on Nov. 15 when Notre Dame defeated Arkansas-Pine Bluff, 102-57.

The UAPB game was part of the culmination of a two-year project to upgrade the home for Notre Dame basketball and volleyball.

The first (exterior) phase of the project, that began in September 2008, involves construction of a new three-story structure at the south end of the arena. That structure will include a new three-story lobby, which will house the Notre Dame ticket operations (approximately 4,500 square feet) and a varsity shop to sell apparel and souvenirs (approximately 3,000 square feet), in addition to a new club seating and hospitality area.

Replacement of the existing arena seating footprint, including installation of single-color chair-back seating throughout the arena, began following the University's Commencement Exercises in May 2009 and was completed in time for the Irish volleyball team to play the first athletic event in the facility on Oct. 30 (a 3-1 win over Seton Hall). The entire project is scheduled for completion in January 2010.

Top Purcell Pavilion Crowds

Rk.	Date	Opponent	Result	Atten.
T1.	1/15/01	#1 Connecticut	W, 92-76	11,418*
T1.	2/24/01	Georgetown	W, 65-53	11,418*
T1.	12/31/05	#1 Tennessee	L, 51-62	11,418*
T1.	1/5/08	#3 Tennessee	L, 63-87	11,418*
T1.	1/27/08	#1 Connecticut	L, 64-81	11,418*
T1.	12/7/08	#17 Purdue	W, 62-51	11,418*
7.	12/2/07	Michigan	W, 77-46	10,825
8.	1/27/09	Rutgers	L, 68-78	10,082
9.	2/8/09	#25 DePaul	W, 62-59	10,011
10.	2/10/02	#16 Boston College	W, 60-44	9,676
11.	3/19/01	Michigan (NCAA)	W, 88-54	9,597
12.	12/3/06	Indiana	L, 51-54	9,494
13.	1/4/03	#7 Purdue	L, 54-71	9,483
14.	11/15/09	Ark.-Pine Bluff	W, 102-57	9,080
15.	1/26/02	#16 Virginia Tech	W, 64-57	8,878
16.	2/10/08	#15 Pittsburgh	W, 81-66	8,831
17.	2/14/04	Providence	W, 81-51	8,760
18.	1/13/04	#4 Connecticut	W, 66-51	8,574
19.	1/29/02	Syracuse	W, 71-46	8,571
20.	3/17/01	Alcorn St. (NCAA)	W, 98-49	8,553

* = indicates sellout crowd (11,418 thru '08-09; currently 9,149)
 Rankings from AP poll // **Boldface** games played this season





The University announced in October 2007 that this ambitious arena renovation had received a \$12.5 million leadership gift from Notre Dame alumnus and Trustee **Philip J. Purcell III**, the retired chairman and chief executive officer of Morgan Stanley.

Additional cornerstone donations were made by: **Vincent J. Naimoli** ('59), whose \$5 million contribution will lead to the creation of the new Naimoli Family Club Room, and South Bend-area auto dealership owner **Mike Leep Sr.**, whose generous gift will be recognized with the naming of the Mike Leep Sr. Varsity Shop.

Irish Sign Three For 2010-11 Season

Notre Dame head coach **Muffet McGraw** announced Nov. 13 that three of the country's top high school student-athletes have chosen to continue their academic and athletic careers with the Fighting Irish, each signing a National Letter of Intent to attend Notre Dame beginning in the fall of 2010.

Natalie Achonwa (*last name pronounced uh-CHAWN-wuh*), a 6-3 forward from Guelph, Ontario (St. Mary's Catholic Secondary School/National Elite Development Academy), **Ariel Braker**, a 6-1 forward from Grosse Pointe Woods, Mich. (Grosse Pointe North High School) and **Kayla McBride**, a 5-11 guard from Erie, Pa. (Villa Maria Academy) all made their official commitments to the Fighting Irish during the early signing period, which ended Nov. 18.

All three student-athletes are rated among the top 50 players in the country by various national recruiting services. As a group, this trio is ranked as the No. 10 recruiting class in the country by *All-Star Girls Report* (and a consensus top-16 class by other recruiting services), giving Notre Dame a Top 25 recruiting class for the 14th consecutive year, a streak only two other schools in the country (Connecticut and Tennessee) can match. It's also the third consecutive top-10 recruiting class for the Fighting Irish.

"I'm very excited about the class that we're signing this year," McGraw said. "I think we really addressed our needs, with three very good players coming in. They're going to change the way we do some things at both ends of the floor next year. We're going to be able to be more aggressive on defense because we're adding athleticism, length and speed, and on offense, we'll look at ways that we can take advantage of the size that we're going to have. It will probably be a whole new look, going from the more guard-oriented team that we have now, to next year when we'll have some depth in the post as well."

"Notre Dame emphasized strengthening their perimeter game and did so with size, athleticism and versatility," said **Dan Olson**, director of the *Collegiate Girls Basketball Report*.

The full press release, with a complete look at the newest members of the Notre Dame women's basketball program, is available online at <http://www.und.com/sports/w-baskbl/spec-rel/111309aab.html>.

Irish Fans Crave Another Big Mac Attack

It's year three of Notre Dame's wildly-successful "Big Mac" promotion, offering fans a coupon for a free Big Mac from South Bend-area McDonald's restaurants if the Irish score at least 88 points in a home game.

In the three-year history of the promotion (and counting exhibition games), Notre Dame has hit the 88-point mark 14 times, including a pair of wins this season of Indianapolis (exhibition) and Arkansas-Pine Bluff.

It should come as no surprise that in the short history of the promotion, the Notre Dame player with the most "Big Mac" baskets shares the same initials with the tasty burger — junior guard **Brittany Mallory**, who sent the crowd home happy (and presumably with full bellies) four times during the promotions' inaugural run in 2007-08.

And for those tracking such things (or perhaps falling under the heading of "SID has way too much time on his hands"), nine different players have converted the "burger ball", including eight current members of the Irish roster.

What's more, of the 14 Big Mac games to date, eight have been reached on two-point baskets, five on free throws, and once on a three-pointer (Mallory vs. Canisius in 2007-08).

Next Game: Valparaiso

The Irish will play their last game before final exams on Saturday when they entertain northern Indiana rival Valparaiso Saturday afternoon in the team's annual matchup, with tipoff set for 2 p.m. (ET) at Purcell Pavilion.

The Crusaders (3-3) have lost three in a row after opening with three consecutive wins. Most recently, Valparaiso dropped a heart-breaking 70-68 decision at home to Central Michigan last Saturday, falling on a pair of free throws with one second left.

It's a BIG EAST week for the Crusaders, who will visit Pittsburgh Tuesday night before turning their attention to the Irish this weekend.

ND's "Big Mac Baskets"

2009-10	
*Indianapolis	Solomon FT
UAPB	Bruszewski FT
2008-09	
*Gannon	Novosel FT
Evansville	Solomon FG
Loyola-Chicago	Novosel FG
Syracuse	Lechlitner FG
2007-08	
*So. Indiana	Williamson FG
*Hillsdale	Mallory FT
Miami (Ohio)	Barlow FG
Boston Coll.	Mallory FG
Canisius	Mallory 3FG
Valparaiso	Mallory FT
Marquette	Allen FG
So. Florida	Schrader FG
* - exhibition game	

Academics

Notre Dame Student-Athletes Rank Among Nation's Best

By virtually any measurement, the University of Notre Dame wins the 2009 national championship for graduating its student-athletes.

Whether measured by the federal government in its Department of Education report or by the NCAA through its Graduation Success Rate (GSR) numbers, graduation rates for Notre Dame student-athletes rank either number one or among the handful of national leaders in all major categories among all major football-playing colleges and universities.

Notre Dame's institutional research found that Irish student-athletes ranked number one in eight of 10 major categories, ranking second in one and third in another. Those are far and away the best results for Notre Dame in the five years the NCAA has published both the GSR and federal numbers. The eight top rankings are four more than ever achieved in any other year (the four No. 1 rankings came in 2008).

Notre Dame led the nation in the GSR ratings for all student-athletes (at 99), while also ranking first in both the GSR and federal standings for male student-athletes (98 GSR, 88 federal), female student-athletes (100 GSR, 94 federal) and black student-athletes (97 GSR, 85 federal) — as well as first in the GSR listing for football student-athletes (96).

In calculations for all student-athletes in all sports, Notre Dame was first among the FBS schools in the GSR figures initiated in 2005 by the NCAA. The University's 99 percent GSR for all its student-athletes ranked ahead of the 98 figure for the U.S. Naval Academy. Using the federal formula, Notre Dame graduated a four-year average of 90 percent of its student-athletes, just behind Stanford at 91 percent.

Notre Dame graduated 94 percent of all women competing in varsity athletics, to rank first among its peer institutions based on the federal calculations (ahead of Stanford, Northwestern and Rice at 93). Notre Dame also graduated 85 percent of its black student-athletes, ranking first nationally based on the federal rate.

In the GSR standings, the Irish scored a sweep. In addition to its number-one ranking for all student-athletes, Notre Dame finished tied for first (with the Naval Academy) among female student athletes at 100, first among male student-athletes at 98 percent (ahead of the Naval Academy and Duke at 97), and first among black student-athletes at 97 percent (ahead of the Naval Academy and Vanderbilt at 93).

The NCAA also calculated graduation rates over a 10-year period (student-athletes who entered from 1993-94 through 2002-03). During those 10 years, Notre Dame had 635 student-athletes who exhausted their eligibility — and 100 percent of them graduated within the allotted six-year period. By comparison, Northwestern had a 100 percent rate, Vanderbilt, Duke and Boston College recorded 99 percent, and Rice had a 98 percent rate.

Academic All-Americans

Entering the 2009-10 academic year, Notre Dame ranks second in the nation with 210 Academic All-America® selections, including a national-best 84 in the past decade. The Academic All-America® Program is administered by the College Sports Information Directors of America (CoSIDA), whose membership votes on the award winners, and the program is sponsored by *ESPN The Magazine*.

The Notre Dame women's basketball program has produced five Academic All-America® honorees in its 33-year history, with those five players winning a total of seven citations. In addition, two-time first-team Academic All-America® pick **Ruth Riley** was tapped as the 2001 Academic All-America® Women's Basketball Team Member of the Year, as well as the Academic All-America® Team Member of the Year. Riley also is one of only 12 student-athletes in Notre Dame history to earn All-America and Academic All-America® honors twice in her career.

Megan Duffy was the latest honoree in 2006, when she was named a first-team Academic All-America® selection, becoming the second Irish player to attain that distinction.

ND Women's Basketball Academic All-Americans

Megan Duffy	2006 (First Team)
Maggie Lally	1980, 1981 (Second Team)
Shari Matvey	1981 (Second Team)
Ruth Riley	2000, 2001* (First Team)
Mary Beth Schueth	1983 (Second Team)

* - also Academic All-America® Women's Basketball Team Member of the Year and Academic All-America® Team Member of the Year



**Notre Dame on the BIG EAST Conference and NCAA statistical leaderboards****Individual Statistics**

Category	BIG EAST - All Games		NCAA Division I		BIG EAST - Conference Games Only	
	Rank	Leader	Rank	Leader	Rank	Leader
Scoring (Top 30 BIG EAST / Top 100 NCAA)						
Skylar Diggins	14.9	14	19.2, Sugar Rodgers, GU	—	28.4, Kevi Luper, Oral Roberts	
Lindsay Schrader	11.3	t-27		—		
Ashley Barlow	11.3	t-27		—		
Becca Bruszewski	11.0	t-30		—		
Rebounding (Top 20 BIG EAST / Top 100 NCAA)						
Lindsay Schrader	7.1	13	12.4, Jessica Lawson, USF	—	13.5, Pauline Love, Southern Miss.	
Assists (Top 15 BIG EAST / Top 100 NCAA)						
Melissa Lechlitner	3.9	t-11	6.9, Sarah Miles, WVU	—	10.7, Courtney Vandersloot, Gonzaga	
Assist/Turnover Ratio (Top 15 BIG EAST / Top 100 NCAA)						
Melissa Lechlitner	1.4	t-15	3.0, Taneisha Harrison, PITT	—	5.1, Allison Lacey, Iowa State	
Field Goal Percentage (Top 15 BIG EAST / Top 100 NCAA)						
Lindsay Schrader	.530	—	.688, Ashley Rainey, LOU	56	.740, Carolyn Swords, Boston College	
Three-Point Percentage (Top 15 BIG EAST / Top 100 NCAA)						
Skylar Diggins	.381	12	.579, Sequoyah Holmes, USF	—	.667, Amanda Stull, Coastal Carolina	
Ashley Barlow	.370	15		—		
Steals (Top 15 BIG EAST / Top 100 NCAA)						
Ashley Barlow	2.7	3	3.3, Sarah Miles, WVU	49	5.4, Ricshanda Bickham, Nicholls State	
Skylar Diggins	2.4	6		95		
Natalie Novosel	2.1	9		—		
Defensive Rebounds (Top 15 BIG EAST)						
Lindsay Schrader	4.7	t-9	8.1, Jessica Lawson, USF		not kept	

Conference stats through Dec. 6 // NCAA stats through Dec. 6

332 Division I teams

bold = BIG EAST leader OR NCAA Top 25**Team Statistics**

Category	BIG EAST - All Games		NCAA Division I		BIG EAST - Conference Games Only	
	Rank	Leader	Rank	Leader	Rank	Leader
Scoring Offense	80.3	2	89.0, Connecticut	12	93.0, Oral Roberts	
Scoring Defense	61.9	14	42.9, Connecticut	123	42.9, Connecticut	
Scoring Margin	+18.4	5	+46.1, Connecticut	23	+46.1, Connecticut	
FT Percentage	.634 (104-164)	12	.808, DePaul	256	.825, Drexel	
FG Percentage	.449 (210-468)	4	.565, Connecticut	37	.565, Connecticut	
FG Pct. Defense	.377 (158-419)	11	.305, Connecticut	112	.305, Connecticut	
3-Point FG Pct.	.330 (38-115)	6	.364, Connecticut	128	.493, Texas A&M	
3-Point FG Pct. Def.	.274 (26-95)	5	.260, Georgetown	58	.176, Oregon State	
3-Point FG Made	5.4	7	8.0, Villanova	149	11.2, Iowa State	
Rebounding	44.0	4	47.6, Syracuse		not kept	
Opponent Rebounding	38.0	14	25.3, Connecticut		not kept	
Rebounding Margin	+6.0	8	+18.9, Connecticut	52	+18.9, Connecticut	
Offensive Rebounds	15.1	9	18.8, Syracuse		not kept	
Defensive Rebounds	28.9	4	30.9, Connecticut		not kept	
Blocked Shots	3.4	t-9	6.3, Pittsburgh	125	8.6, Michigan State	
Assists	18.4	4	22.3, Connecticut	12	22.3, Connecticut	
Steals	13.3	2	15.4, Georgetown	5	16.1 Oral Roberts	
Turnover Margin	+6.3	4	+11.4, Georgetown	15	+11.4, Georgetown	
Turnover Average	18.3		not kept	156	12.5, New Mexico	
Assist/Turnover Ratio	1.0	8	1.4, Connecticut	30	1.43, Ohio State	
Personal Fouls	18.7		not kept	205	11.4, Connecticut	
Won-Loss Percentage	1.000		not kept	t-1	1.000, 17 teams tied, incl. ND	

Conference stats through Dec. 6 // NCAA stats through Dec. 6

332 Division I teams

bold = BIG EAST leader OR NCAA Top 25



2009-10 University of Notre Dame Women's Basketball Results

Overall Record: 7-0 (Home: 3-0, Away: 1-0, Neutral: 3-0); BIG EAST Conference Record: 0-0

----- Notre Dame Highs -----											
Date	ND NR	Opp NR	Opponent	Time/Result	Streak	Record	BEC	Scorer	Rebounder	Assists	Attendance
Nov. 15	4/7		ARKANSAS-PINE BLUFF	W 102-57	W1	1-0		Bruszewski-19	Bruszewski-10	two with 6	9,080
Nov. 19	5/6	21/21	at Michigan State ^{BTN}	W 68-67	W2	2-0		Barlow-18	Schrader-14	Novosel-3	5,274
Nov. 22	5/6		IONA	W 80-45	W3	3-0		Diggins-17	Schrader-9	two with 4	8,511
Nov. 26	5/6	23/24	(1) vs. San Diego State ^{FCS B}	W 84-79	W4	4-0		Diggins-21	two with 7	Lechlitner-6	506
Nov. 27	5/6		(1) vs. South Carolina ^{FCS B}	W 78-55	W5	5-0		Lechlitner-15	Barlow-6	Barlow-4	577
Nov. 28	5/6	20/17	(1) vs. Oklahoma ^{FCS B}	W 81-71	W6	6-0		Diggins-16	two with 7	Mallory-5	711
Dec. 2	5/6		EASTERN MICHIGAN	W 69-59	W7	7-0		two with 15	Novosel-8	Novosel-5	8,024
Dec. 8			IPFW	7 p.m.							
Dec. 12			VALPARAISO	2 p.m.							
Dec. 20			CHARLOTTE	1 p.m.							
Dec. 29			at Central Florida ^{CBS C}	1 p.m.							
Dec. 31			VANDERBILT ^{CBS C}	2 p.m.							
Jan. 4			at Purdue ^{ESPN2}	7 p.m.							
Jan. 9			• VILLANOVA ^{BIG EAST TV}	2 p.m.							
Jan. 12			• SOUTH FLORIDA	7 p.m.							
Jan. 16			• at Connecticut ^{ESPN}	9 p.m.							
Jan. 19			• at Louisville ^{CBS C}	7 p.m.							
Jan. 24			• WEST VIRGINIA ^{ESPNU}	1 p.m.							
Jan. 27			• PROVIDENCE	7 p.m.							
Jan. 30			• at Syracuse	1 p.m.							
Feb. 1			• at Rutgers ^{ESPN2}	7:30 p.m.							
Feb. 6			• PITTSBURGH	2 p.m.							
Feb. 9			• at Cincinnati	7 p.m.							
Feb. 14			• DEPAUL ^{ESPN2}	3 p.m.							
Feb. 16			• at St. John's	7 p.m.							
Feb. 20			• at Georgetown	3 p.m.							
Feb. 23			• MARQUETTE	7 p.m.							
Feb. 27			• at Seton Hall	2 p.m.							
March 1			• CONNECTICUT ^{ESPN2}	7 p.m.							

BIG EAST Championship (Hartford, Conn. — XL Center)

March 5	First Round	TBA
March 6	Second Round ^{BIG EAST TV}	TBA
March 7	Quarterfinals ^{ESPNU}	TBA
March 8	Semifinals ^{ESPNU}	6/8 p.m. ET
March 9	Final ^{ESPN}	7 p.m. ET

NCAA Championship — First & Second Rounds (Notre Dame, Ind. — Purcell Pavilion at the Joyce Center)

March 21	First Round ^{ESPN/ESPN2}	TBA
March 23	Second Round ^{ESPN/ESPN2}	TBA

NCAA Regionals (Dayton, Ohio/Kansas City, Mo./Memphis, Tenn./Sacramento, Calif.)

March 27-28	Regional Semifinals ^{ESPN}	TBA
March 29-30	Regional Finals ^{ESPN}	TBA

NCAA Women's Final Four (San Antonio, Texas — Alamodome)

April 4	National Semifinals ^{ESPN}	TBA
April 6	National Championship ^{ESPN}	TBA

• = indicates BIG EAST Conference game

(1) = Paradise Jam (St. Thomas, U.S. Virgin Islands)

(c) = indicates capacity crowd

NR = national ranking (listed as Associated Press/ESPN-USA Today)

CBS CS = Game to be televised live on CBS College Sports

BIG EAST TV = Game to be televised live as part of BIG EAST-Regional Sports Networks package

BTN = Game televised live on the Big Ten Network

FCS B = Game webcast live on Fox College Sports Broadband

NOTE: All regular-season home games not scheduled for commercial TV (except Nov. 15) will be webcast live at UND.com.

Home games listed in ALL CAPS and played inside Purcell Pavilion at the Joyce Center (capacity 9,149)

2009-10 ATTENDANCE

	Totals	Avg.	High
All Games:	32,683	4,669	9,080 (11/15 - UAPB)
Home:	25,615	8,538	9,080 (11/15 - UAPB)
Away:	5,274	5,274	5,274 (11/19 - MSU)
Neutral:	1,794	598	711 (11/28 - OU)

**2009-10 Notre Dame Women's Basketball Statistics — All Games****Overall Record: 7-0 (Home: 3-0, Away: 1-0, Neutral: 3-0)**

Player	GP-GS	Min.-Avg.	FG-A	Pct.	3FG-A	Pct.	FT-A	Pct.	OR	DR	Tot.	Avg.	PF-DQ	A	T	B	S	Pts.	Avg.
Diggins, Skylar	7-3	190-27.1	37-79	.468	8-21	.381	22-29	.759	8	25	33	4.7	17-0	20	18	5	17	104	14.9
Schrader, Lindsay	7-7	189-27.0	35-66	.530	0-1	.000	9-23	.391	17	33	50	7.1	10-0	11	15	1	5	79	11.3
Barlow, Ashley	7-7	182-26.0	25-60	.417	10-27	.370	19-26	.731	15	26	41	5.9	8-0	17	15	0	19	79	11.3
Bruszewski, Becca	7-7	133-19.0	31-61	.508	4-13	.308	11-19	.579	16	19	35	5.0	18-1	7	14	3	5	77	11.0
Mallory, Brittany	7-0	137-19.6	23-50	.460	7-22	.318	8-11	.727	10	17	27	3.9	16-0	15	14	1	10	61	8.7
Lechlitner, Melissa	7-7	210-30.0	18-57	.316	6-16	.375	8-12	.667	3	12	15	2.1	10-0	27	20	0	11	50	7.1
Novosel, Natalie	7-4	138-19.7	15-37	.405	2-7	.286	12-18	.667	7	16	23	3.3	15-0	16	15	3	15	44	6.3
Williamson, Erica	6-0	61-10.2	10-16	.625	0-0	.000	4-8	.500	2	8	10	1.7	12-0	3	2	3	1	24	4.0
Solomon, Erica	6-0	67-11.2	7-20	.350	0-0	.000	10-15	.667	7	7	14	2.3	12-0	5	4	6	5	24	4.0
Miller, Fraderica	6-0	45-7.5	6-11	.545	0-0	.000	1-3	.333	7	7	14	2.3	6-0	3	7	1	3	13	2.2
Christiansen, Alena	2-0	8-4.0	1-2	.500	1-2	.500	0-0	.000	1	0	1	0.5	2-0	0	0	0	0	3	1.5
Turner, Kaila	3-0	27-9.0	2-6	.333	0-3	.000	0-0	.000	0	2	2	0.7	3-0	4	3	0	1	4	1.3
Watson, Kellie	1-0	13-13.0	0-3	.000	0-3	.000	0-0	.000	0	1	1	1.0	2-0	1	0	1	1	0	0.0
Team									13	29	42	6.0				1			
Notre Dame	7	1400	210-468	.449	38-115	.330	104-164	.634	106	202	308	44.0	131-1	129	128	24	93	562	80.3
Opponents	7	1400	158-419	.377	26-95	.274	91-137	.664	83	183	266	38.0	144-4	86	172	32	65	433	61.9

Deadball Rebounds: Notre Dame 29, Opponents 21

Score by Periods	1st	2nd	Total
Notre Dame	301	261	— 562
Opponents	217	216	— 433

Starting Lineups

Game	F	G	G	G	G
N15 ARK.-PINE BLUFF	Bruszewski	Schrader	Barlow	Lechlitner	Novosel
N19 at Michigan State	Bruszewski	Schrader	Barlow	Lechlitner	Novosel
N22 IONA	Bruszewski	Schrader	Barlow	Lechlitner	Novosel
N26 vs. San Diego State	Bruszewski	Schrader	Barlow	Lechlitner	Novosel
N27 vs. South Carolina	Bruszewski	Schrader	Barlow	Lechlitner	Diggins
N28 vs. Oklahoma	Bruszewski	Schrader	Barlow	Lechlitner	Diggins
D2 EASTERN MICHIGAN	Bruszewski	Schrader	Barlow	Lechlitner	Diggins
D8 IPFW					
D12 VALPARAISO					
D20 CHARLOTTE					
D29 at Central Florida					
D31 VANDERBILT					
J4 at Purdue					
J9 VILLANOVA					
J12 SOUTH FLORIDA					
J16 at Connecticut					
J19 at Louisville					
J24 WEST VIRGINIA					
J27 PROVIDENCE					
J30 at Syracuse					
F1 at Rutgers					
F6 PITTSBURGH					
F9 at Cincinnati					
F14 DEPAUL					
F16 at St. John's					
F20 at Georgetown					
F23 MARQUETTE					
F27 at Seton Hall					
M1 CONNECTICUT					

Specialty Stats (ND/Opp)

Game	Paint	OffTO	2ndCh	FBreak	Bench
N15 ARK.-PINE BLUFF	64/26	41/15	26/14	16/6	47/19
N19 at Michigan State	30/44	23/13	15/17	2/0	20/23
N22 IONA	30/14	34/10	19/2	10/2	37/8
N26 vs. San Diego State	52/48	24/19	13/11	28/18	44/7
N27 vs. South Carolina	34/16	21/13	17/8	6/3	18/25
N28 vs. Oklahoma	36/44	25/23	15/7	14/26	30/9
D2 EASTERN MICHIGAN	38/28	18/14	6/8	6/8	12/13
D8 IPFW					
D12 VALPARAISO					
D20 CHARLOTTE					
D29 at Central Florida					
D31 VANDERBILT					
J4 at Purdue					
J9 VILLANOVA					
J12 SOUTH FLORIDA					
J16 at Connecticut					
J19 at Louisville					
J24 WEST VIRGINIA					
J27 PROVIDENCE					
J30 at Syracuse					
F1 at Rutgers					
F6 PITTSBURGH					
F9 at Cincinnati					
F14 DEPAUL					
F16 at St. John's					
F20 at Georgetown					
F23 MARQUETTE					
F27 at Seton Hall					
M1 CONNECTICUT					



2009-10 Single Game Highs & Lows

Team Superlatives

NOTRE DAME HIGH	NOTRE DAME LOW	CATEGORY	OPPONENT HIGH	OPPONENT LOW
102 vs. Ark.-Pine Bluff (11/15/09)	68 at Michigan State (11/19/09)	Points/Game	79 by San Diego State (11/26/09)	45 by Iona (11/22/09)
58 (1st) vs. Ark.-Pine Bluff (11/15/09)	27 at Michigan State (11/19/09)	Points/Half	50 (2nd) by San Diego State (11/26/09)	18 (2nd) by South Carolina (11/27/09)
42 vs. Ark.-Pine Bluff (11/15/09)	22 at Michigan State (11/19/09)	Field Goals Made	30 by Oklahoma (11/28/09)	15 by Iona (11/22/09)
79 vs. Ark.-Pine Bluff (11/15/09)	62 vs. Eastern Michigan (12/2/09)	Field Goal Attempts	69 by San Diego State (11/26/09)	42 by Iona (11/22/09)
.532 vs. Ark.-Pine Bluff (11/15/09)	.338 at Michigan State (11/19/09)	FG Percentage	.492 by Oklahoma (11/28/09)	.309 by Ark.-Pine Bluff (11/15/09)
9 vs. Michigan State (11/29/08)	3 vs. San Diego State (11/26/09)	3-Point FG Made	6, twice (MR: by Iona, 11/22/09)	1 by Michigan State (11/19/09)
20 vs. Iona (11/22/09)	11 vs. San Diego State (11/26/09)	3-Point FG Attempts	23 by Ark.-Pine Bluff (11/15/09)	7 by Michigan State (11/19/09)
.421 vs. Oklahoma (11/28/09)	.267 vs. Eastern Michigan (12/2/09)	3-Point FG Percentage	.375 by Iona (11/22/09)	.133 by Eastern Michigan (12/2/09)
19 at Michigan State (11/19/09)	11 vs. South Carolina (11/27/09)	Free Throws Made	19 by South Carolina (11/27/09)	8 by Oklahoma (11/28/09)
32 vs. San Diego State (11/26/09)	17 vs. Oklahoma (11/28/09)	Free Throw Attempts	27 by South Carolina (11/27/09)	12 by Oklahoma (11/28/09)
.765 vs. Oklahoma (11/28/09)	.520 vs. Ark.-Pine Bluff (11/15/09)	FT Percentage	.708 by San Diego State (11/26/09)	.563 by Ark.-Pine Bluff (11/15/09)
58 vs. Ark.-Pine Bluff (11/15/09)	40 vs. San Diego State (11/26/09)	Rebounds	45, twice (MR: by EMU, 12/2/09)	30 by Iona (11/22/09)
31 vs. Ark.-Pine Bluff (11/15/09)	12 at Michigan State (11/19/09)	Assists	16 by Oklahoma (11/28/09)	7 by South Carolina (11/27/09)
21, twice (MR: vs. Iona, 11/22/09)	9, three times (MR: vs. Oklahoma, 11/28/09)	Steals	17 by Ark.-Pine Bluff (11/15/09)	4 by South Carolina (11/27/09)
6 at Michigan State (11/19/09)	2, three times (MR: vs. Oklahoma, 11/28/09)	Blocked Shots	9 by Michigan State (11/19/09)	2 by South Carolina (11/27/09)
27 vs. Ark.-Pine Bluff (11/15/09)	11 vs. South Carolina (11/27/09)	Turnovers	33, twice (MR: by Iona, 11/22/09)	20 by Oklahoma (11/28/09)
20, three times (MR: vs. EMU, 12/2/09)	16 vs. Ark.-Pine Bluff (11/15/09)	Fouls	25 by San Diego State (11/26/09)	16 by Oklahoma (11/28/09)

Individual Superlatives

	NOTRE DAME	OPPONENT
Points Scored	21 by Skylar Diggins vs. San Diego State (11/26/09)	32 by Jene Morris of San Diego State (11/26/09)
Field Goals Made	9 by Skylar Diggins vs. San Diego State (11/26/09)	12 by Jene Morris of San Diego State (11/26/09)
Field Goal Attempts	16 by Skylar Diggins vs. San Diego State (11/26/09)	25 by Jene Morris of San Diego State (11/26/09)
Highest FG Percentage (min. 5 made)	.750 (6-8) by Becca Bruszewski vs. Eastern Michigan (12/2/09)	.733 (11-15) by Danielle Robinson of Oklahoma (11/28/09)
3-Point Field Goals Made	4 by Skylar Diggins vs. Oklahoma (11/28/09)	4, twice (MR: by Jene Morris of San Diego State, 11/26/09)
3-Point Field Goal Attempts	6, three times (MR: by Skylar Diggins vs. Oklahoma, 11/28/09)	9 by Rekevia Brown of Arkansas-Pine Bluff (11/15/09)
3-Point FG Percentage (min. 2 made)	1.000 (2-2) by Becca Bruszewski vs. Iona (11/22/09)	.500 (4-8) by Jene Morris of San Diego State (11/26/09)
Free Throws Made	8 by Skylar Diggins vs. Iona (11/22/09)	7 by Quenese Davis of San Diego State (11/26/09)
Free Throw Attempts	10, twice (MR: by Skylar Diggins vs. Iona, 11/22/09)	9, three times (MR: by Cassie Schrock of Eastern Michigan, 12/2/09)
Free Throw Percentage (min. 3 made)	1.000 (5-5) by Skylar Diggins vs. Eastern Michigan (12/2/09)	1.000 (5-5) by Tavelyn James of Eastern Michigan (12/2/09)
Rebounds	14 by Lindsay Schrader at Michigan State (11/19/09)	12 by Lykendra Johnson of Michigan State (11/19/09)
Assists	6, three times (MR: by Melissa Lechlitner vs. San Diego State, 11/26/09)	6 by Danielle Robinson of Oklahoma (11/28/09)
Steals	6 by Brittany Mallory vs. Arkansas-Pine Bluff (11/15/09)	6, twice (MR: by Jene Morris of San Diego State, 11/26/09)
Blocked Shots	3 by Skylar Diggins vs. San Diego State (11/26/09)	4 by Allyssa DeHaan of Michigan State (11/19/09)
Turnovers	7 by Natalie Novosel vs. Arkansas-Pine Bluff (11/15/09)	8, three times (MR: by Amanda Thompson of Oklahoma, 11/28/09)
Minutes Played	35 by Melissa Lechlitner vs. San Diego State (11/26/09)	40 by Quenese Davis of San Diego State (11/26/09)



2009-10 Notre Dame Game-By-Game Team Statistics

Date	Opponent	W/L	Score	Overall		3-Point		FT-A		Rebs.		PF-DQ	A	TO	B	S	1 - 2	Tot
				FG-A	Pct.	FG-A	Pct.	Pct.	Pct.	Off-Def-Tot								
N15	NOTRE DAME ARK.-PINE BLUFF	hW	102-57	42-79	.532	5-16	.313	13-25	.520	25-33-58	16-0	31	27	2	21	58-44	102	
N19	NOTRE DAME at Michigan State (21/21)	aW	68-67	22-65	.338	5-16	.313	19-25	.760	15-29-44	20-0	12	17	6	9	41-27	68	
N22	NOTRE DAME IONA	hW	80-45	28-66	.424	8-20	.400	16-24	.667	16-25-41	18-0	21	15	2	21	38-42	80	
N26	NOTRE DAME vs. San Diego State (23/24)	n1W	84-79	32-63	.508	3-11	.273	17-32	.531	13-27-40	19-0	18	20	4	13	44-40	84	
N27	NOTRE DAME vs. South Carolina	n1W	78-55	31-66	.470	5-18	.278	11-20	.550	16-25-41	20-0	13	11	4	9	44-34	78	
N28	NOTRE DAME vs. Oklahoma (20/17)	n1W	81-71	30-67	.448	8-19	.421	13-17	.765	12-29-41	18-0	17	19	2	9	41-40	81	
D2	NOTRE DAME EASTERN MICHIGAN	hW	69-59	25-62	.403	4-15	.267	15-20	.750	9-34-43	20-1	17	19	4	11	35-34	69	

• = BIG EAST Conference game // n1 = Paradise Jam (St. Thomas, U.S. Virgin Islands)

2009-10 Notre Dame Points-Rebounds-Assists

Opponent	Solomon	Diggins	Watson	Miller	Peters	Turner	Barlow	Novosel	Mallory	Lechlitner	Schrader	Bruszewski	Christiansen	Williamson
ARKANSAS-PINE BLUFF	INJ	14-8-5	0-1-1	11-7-2	INJ	2-1-2	15-5-2	10-4-6	10-6-3	0-4-6	11-2-2	19-10-2	INJ	10-5-0
at Michigan State	2-2-0	9-1-2	INJ	0-0-0	INJ	DNP	18-7-2	6-1-3	5-2-1	7-3-2	12-14-1	5-5-1	DNP	4-1-0
IONA	0-0-1	17-4-3	INJ	2-1-1	INJ	2-1-1	8-5-3	8-3-0	9-4-3	7-2-4	6-9-4	14-3-1	3-1-0	4-1-0
(1) vs. San Diego State	6-4-1	21-6-3	INJ	0-0-0	INJ	DNP	7-7-3	2-2-1	15-2-1	8-4-6	16-7-1	7-0-1	DNP	2-2-1
(1) vs. South Carolina	9-4-1	12-4-2	INJ	0-4-0	INJ	0-0-1	14-6-4	3-3-0	2-3-0	15-1-1	8-5-2	11-4-0	0-0-0	4-1-2
(1) vs. Oklahoma	7-4-2	16-4-4	INJ	DNP	INJ	DNP	12-6-0	8-2-1	15-7-5	5-1-4	11-6-0	7-7-1	DNP	0-0-0
EASTERN MICHIGAN	0-0-0	15-6-1	INJ	0-2-0	INJ	DNP	5-5-3	7-8-5	5-3-2	8-0-4	15-7-1	14-6-1	DNP	DNP

IPFW

VALPARAISO

CHARLOTTE

at Central Florida

VANDERBILT

at Purdue

• VILLANOVA

• SOUTH FLORIDA

• at Connecticut

• at Louisville

• WEST VIRGINIA

• PROVIDENCE

• at Syracuse

• at Rutgers

• PITTSBURGH

• at Cincinnati

• DEPAUL

• at St. John's

• at Georgetown

• MARQUETTE

• at Seton Hall

• CONNECTICUT

• = BIG EAST Conference game // 1 = Paradise Jam (St. Thomas, U.S. Virgin Islands)



2009-10 Miscellaneous Statistics

	ALL GAMES	vs. BIG EAST OPPONENTS
Most First Half Points Scored	58 vs. Arkansas-Pine Bluff (11/15)	
Most First Half Points Allowed	37 by South Carolina (11/27)	
Most Second Half Points Scored	44 vs. Arkansas-Pine Bluff (11/15)	
Most Second Half Points Allowed	50 by San Diego State (11/26)	
Fewest First Half Points Scored	35 vs. Eastern Michigan (12/2)	
Fewest First Half Points Allowed	24 by Iona (11/22)	
Fewest Second Half Points Scored	27 at Michigan State (11/19)	
Fewest Second Half Points Allowed	18 by South Carolina (11/27)	

Largest Leads

Notre Dame: 45, twice — 100-55 (1:42, 2nd) and 102-57 (0:00, 2nd) vs. Arkansas-Pine Bluff (ND 102-57), 11/15

Opponent: 5 — 56-51 (10:16, 2nd) by Michigan State (ND 68-67), 11/19

Largest Deficit Overcome in a Win: 5 — 56-51 (10:16, 2nd) by Michigan State (ND 68-67), 11/19

Largest Halftime Deficit Overcome in a Win: N/A

Largest Lead Surrendered in a Loss: N/A

Largest Halftime Lead Surrendered in a Loss: N/A

Halftime Leads: ND: 7 (ND Record — 7-0; 0-0 vs. BIG EAST) // Opponents: 0 (ND Record — 0-0; 0-0 vs. BIG EAST)

Rebound Advantage: ND: 4 (ND Record — 4-0; 0-0 vs. BIG EAST) // Opponents: 3 (ND Record — 3-0; 0-0 vs. BIG EAST)

Bench Scoring Advantage: ND: 4 (ND Record — 4-0; 0-0 vs. BIG EAST) // Opponents: 3 (ND Record — 3-0; 0-0 vs. BIG EAST)

Notre Dame Margin: +104 points, +14.9 ppg. (ND — 208 pts., 29.7 ppg.; Opponents — 104 pts., 14.9 ppg.)

Point Differential	1	5	10	23	35	45
Notre Dame Wins	1	1	2	1	1	1
Notre Dame Losses	0	0	0	0	0	0

Complete Games Played: 0 // Opponents: 1

Most Minutes: 35 by Melissa Lechlitner vs. San Diego State, 11/26

Charges Taken: 13 (Bruszewski 5, Schrader 4, Williamson 3, Novosel 1) // Opponents: 9

Most Charges Taken (Individual - Game): 2 by Becca Bruszewski at Michigan State, 11/19

Most Charges Taken (Team - Game): 3, three times (at Michigan State, 11/19; vs. Iona, 11/22; vs. San Diego State, 11/26)

Shot Clock Violations Forced: 5 // Opponents: 2

Most Shot Clock Violations Forced (Game): 3 vs. South Carolina, 11/27

Scoring

Double-Figure Games: 26 (Diggins 6, Schrader 5, Barlow 4, Bruszewski 4, Mallory 3, Lechlitner 1, Miller 1, Novosel 1, Williamson 1) // Opponents: 19

20-29-Point Games: 1 (Diggins 1) // Opponents: 4

30-39-Point Games: 0 // Opponents: 1

Game-High Honors*: 3 (Bruszewski 1, Diggins 1, Lechlitner 1)

Team-High Honors*: 8 (Diggins 4, Barlow 1, Bruszewski 1, Lechlitner 1, Schrader 1)

Rebounding

Double-Figure Games: 2 (Bruszewski 1, Schrader 1) // Opponents: 2

Game-High Honors*: 4 (Bruszewski 2, Mallory 1, Schrader 1)

Team-High Honors*: 9 (Schrader 3, Barlow 2, Bruszewski 2, Mallory 1, Novosel 1)

Assists

Double-Figure Games: 0 // Opponents: 0

Game-High Honors*: 7 (Lechlitner 3, Novosel 2, Barlow 1, Schrader 1)

Team-High Honors*: 9 (Lechlitner 3, Novosel 3, Barlow 1, Mallory 1, Schrader 1)

Double-Doubles

Points/Rebounds: 2 (Bruszewski 1 - UAPB; Schrader 1 - MSU) // Opponents: 2

* = totals may not add up to games played due to ties



The Last Time It Happened...

Notre Dame recorded a...

30-point win was on 11/22/09 — ND 80, Iona 45 (35 points)*

40-point win was on 11/15/09 — ND 102, Arkansas-Pine Bluff 57 (45 points)*

50-point win was on 11/20/07 — ND 94, Central Michigan 41 (53 points)

30-point loss was on 3/17/02 — Tennessee 89, ND 50 (39 points) (*NCAA Mideast Region Second Round at Knoxville, Tenn.*)

Notre Dame shot...

60% on FGs was on 11/23/08 — 64.6% (42-65) at Boston College (ND 102-54)

65% on FGs was on 2/12/97 — 68.0% (34-50) vs. Boston College (ND 91-64)*

90% on FTs was on 11/19/08 — 91.7% (11-12) vs. Evansville (ND 96-61)*

Notre Dame...

won 10 games in a row was from 11/20/07 thru 1/2/08 — 10 straight

won 15 games in a row was from 11/17/00 thru 2/14/01 — 23 straight

won 20 games in a row was from 11/17/00 thru 2/14/01 — 23 straight

lost 5 games in a row was from 3/21/91 thru 11/24/91 — 5 straight (across two seasons)

scored 100 points was on 11/15/09 (ND 102, Arkansas-Pine Bluff 57)*

- scored 100 points on the road was on 11/23/08 (ND 102, Boston College 54)

- scored 100 points at a neutral site was on 11/24/89 vs. Liberty (ND 113-35) (*Rotary Classic at Orlando, Fla.*)

- scored 100 points & lost never

allowed 100 points was on 12/8/98 (Connecticut 106, ND 81)*

scored less than 50 points was on 3/8/09 (Villanova 58, ND 47) (*BIG EAST Championship Quarterfinal at Hartford, Conn.*)

allowed less than 50 points was on 11/22/09 (ND 80, Iona 45)*

played an overtime game was on 12/10/08 (Michigan 63, ND 59 - ot)

rallied from a double-digit deficit to win was on 2/17/09 — 14 points (33-19, 8:55, 1st) at South Florida (ND 86-79)

gave up a double-digit deficit and lost was on 3/8/09 — 10 points (15-5, 9:18, 1st) vs. Villanova (VU 58-47) (*BIG EAST Championship Quarterfinal at Hartford, Conn.*)

won on a "last second" shot was on 12/5/07 (ND 86, Bowling Green 84 - ot — Charel Allen jumper at 0:00.8 in overtime)

lost on a "last second" shot was on 1/12/02 (Villanova 60, ND 59 — Mimi Riley jumper at 0:00.4)

had five double-figure scorers was on 11/15/09 (ND 102, Arkansas-Pine Bluff 57) — Becca Bruszewski 19, Ashley Barlow 15, Skylar Diggins 14, Fraderica Miller 11, Lindsay Schrader 11, Brittany Mallory 10, Natalie Novosel 10, Erica Williamson 10* (**school record**)

had six double-figure scorers was on 11/15/09 (ND 102, Arkansas-Pine Bluff 57) — Becca Bruszewski 19, Ashley Barlow 15, Skylar Diggins 14, Fraderica Miller 11, Lindsay Schrader 11, Brittany Mallory 10, Natalie Novosel 10, Erica Williamson 10* (**school record**)

had seven double-figure scorers was on 11/15/09 (ND 102, Arkansas-Pine Bluff 57) — Becca Bruszewski 19, Ashley Barlow 15, Skylar Diggins 14, Fraderica Miller 11, Lindsay Schrader 11, Brittany Mallory 10, Natalie Novosel 10, Erica Williamson 10* (**school record**)

had eight double-figure scorers was on 11/15/09 (ND 102, Arkansas-Pine Bluff 57) — Becca Bruszewski 19, Ashley Barlow 15, Skylar Diggins 14, Fraderica Miller 11, Lindsay Schrader 11, Brittany Mallory 10, Natalie Novosel 10, Erica Williamson 10* (**school record**)

had no double-figure scorers was on 2/8/04 (Seton Hall 51, ND 45)

had two double-figure rebounders was on 3/7/09 (ND 62, St. John's 45) — Lindsay Schrader 11, Erica Williamson 11 (*BIG EAST Championship Second Round at Hartford, Conn.*)

had two players with "double-doubles" was on 3/23/08 (ND 75, SMU 62) — Ashley Barlow (20p, 12r) & Charel Allen (14p, 11r) (*NCAA Oklahoma City Region First Round at West Lafayette, Ind.*)

had three players with "double-doubles" was on 1/26/05 (ND 72, St. John's 65) — Crystal Erwin (14p, 10r), Megan Duffy (14p, 10a) & Jacqueline Batteast (10p, 10r)*

had two 20-point scorers was on 2/24/09 (ND 90, Syracuse 79) — Lindsay Schrader 23, Becca Bruszewski 20*

had three 20-point scorers was on 1/7/99 (ND 111, West Virginia 90) — Danielle Green 28, Sheila McMillen 26, Ruth Riley 23*

had a "point-a-minute" scorer (min. 10 minutes) was on 11/27/09 (ND 78, South Carolina 55) — Becca Bruszewski 11p/11m (*Paradise Jam at St. Thomas, U.S.V.I.*)

made 10 three-point field goals was on 3/3/02 (Syracuse 84, ND 79) — 10-26 (38.5%) on threes (*BIG EAST Championship Quarterfinal at Piscataway, N.J.*)

committed 10 turnovers or less was on 3/22/09 (Minnesota 79, ND 71) — 10 turnovers* (*NCAA Trenton Region First Round at Notre Dame, Ind.*)

committed 25 turnovers or more was on 11/15/09 (ND 102, Arkansas-Pine Bluff 57) — 27 turnovers*

forced 25 turnovers or more was on 11/22/09 (ND 80, Iona 45) — 33 turnovers*

An Irish player had...

25 points was on 2/17/09 — Lindsay Schrader (26) at South Florida (ND 86-79)

30 points was on 3/25/08 — Charel Allen (35) vs. Oklahoma (ND 79-75, ot) (*NCAA Oklahoma City Region Second Round at West Lafayette, Ind.*)

35 points was on 3/25/08 — Charel Allen (35) vs. Oklahoma (ND 79-75, ot) (*NCAA Oklahoma City Region Second Round at West Lafayette, Ind.*)

40 points was on 1/30/99 — Ruth Riley (41) at Providence (ND 97-59) (**school record**)

15 rebounds was on 1/31/09 — Lindsay Schrader (15) vs. Cincinnati (ND 66-50)*

20 rebounds was on 1/20/88 — Heidi Bunek (20) at DePaul (DPU 80-77)

10 assists was on 2/26/05 — Megan Duffy (10) vs. West Virginia (ND 82-57)*

5 blocks was on 2/24/09 — Erica Williamson (5) vs. Syracuse (ND 90-79)*

5 steals was on 11/22/09 — Ashley Barlow (5)/Natalie Novosel (5) vs. Iona (ND 80-45)*

a "double-double" was on 11/19/09 — Lindsay Schrader (12p, 14r) at Michigan State (ND 68-67)

a "triple-double" was on 2/15/90 — Sara Liebscher (17p, 12r, 10a) vs. Detroit (ND 99-58)*

20 pts & 10 rebs was on 2/17/09 — Lindsay Schrader (26p, 11r) at South Florida (ND 86-79)

20 pts & 20 rebs was on 1/20/88 — Heidi Bunek (25p, 20r) at DePaul (DPU 80-77)

a 4-point play was on 3/8/09 — Ashley Barlow (1:34, 2nd) vs. Villanova (VU 58-47) (*BIG EAST Championship Quarterfinal at Hartford, Conn.*)

a halfcourt shot was on 1/2/07 — Breona Gray (0:00, 1st) at Seton Hall (ND 64-61)

An opposing player had...

25 points was on 11/28/09 — Danielle Robinson (26), Oklahoma (ND 81-71) (*Paradise Jam at St. Thomas, U.S.V.I.*)

30 points was on 11/26/09 — Jene Morris (32), San Diego State (ND 84-79) (*Paradise Jam at St. Thomas, U.S.V.I.*)

35 points was on 1/16/95 — Angela Simpson (37), Northwestern State (La.) (NSU 103-93) (*NWIT Semifinal at Amarillo, Texas*)

15 rebounds was on 2/3/09 — Shayla Scott (18), Pittsburgh (PITT 82-70)

20 rebounds was on 1/8/89 — Wendy Scholtens (20), Vanderbilt (VU 86-64)

10 assists was on 1/27/08 — Ketia Swanier (11), Connecticut (UCONN 81-64)*

5 blocks was on 3/25/08 — Courtney Paris (5), Oklahoma (ND 79-75, ot) (*NCAA Oklahoma City Second Round at West Lafayette, Ind.*)

5 steals was on 11/28/09 — Amanda Thompson (5), Oklahoma (ND 81-71) (*Paradise Jam at St. Thomas, U.S.V.I.*)

a "double-double" was on 11/22/09 — Thazina Cook (12p, 10r), Iona (ND 80-45)

a "triple-double" was on 2/7/06 — Liad Suez-Karni (14p, 10r, 10a), Villanova (VU 69-65 - ot)*

* = indicates Notre Dame home game



2009-10 Notre Dame Women's Basketball Box Scores

GAME 1 #4/7 Notre Dame 102, Ark.-Pine Bluff 57
November 15, 2009
Purcell Pavilion (Notre Dame, Ind.)

GAME 2 #5/6 Notre Dame 68, #21 Michigan State 67
November 19, 2009
Breslin Center (East Lansing, Mich.)

GAME 3 #5/6 Notre Dame 80, Iona 45
November 22, 2009
Purcell Pavilion (Notre Dame, Ind.)

Arkansas-Pine Bluff (57)

Player	min	fg-a	3fg-a	ft-a	reb	ast	pf	tp
Holmes	35	4-14	2-5	4-9	5	2	3	14
Smith	17	2-6	0-0	0-0	6	0	1	4
Okwumabua	21	1-4	0-0	0-0	5	3	3	2
Slaton	35	2-8	0-2	2-2	3	5	2	6
Brown	31	4-9	4-9	0-0	4	1	3	12
Hammond	7	0-3	0-2	0-0	0	0	3	0
Blanks	6	0-3	0-1	0-0	0	0	1	0
Walker	1	0-0	0-0	0-0	0	0	1	0
Vaughn	2	0-0	0-0	0-0	0	0	0	0
Jackson	23	3-8	0-2	0-2	5	3	2	6
Cooper	0+	0-1	0-0	0-0	0	0	0	0
Abrams	21	5-12	0-2	3-3	3	0	2	13
Gentry	1	0-0	0-0	0-0	0	0	0	0
Team					7			
Totals	200	21-68	6-23	9-16	38	14	21	57

Notre Dame (102)

Player	min	fg-a	3fg-a	ft-a	reb	ast	pf	tp
Bruszewski	22	8-14	0-1	3-4	10	2	1	19
Barlow	16	5-8	2-3	3-3	5	2	3	15
Novosel	24	4-8	0-1	2-4	4	6	3	10
Lechlitner	23	0-6	0-1	0-0	4	6	0	0
Schrader	21	5-7	0-0	1-5	2	2	0	11
Diggins	23	6-10	1-2	1-3	8	5	1	14
Watson	13	0-3	0-3	0-1	1	1	2	0
Miller	20	5-8	0-0	1-2	7	2	3	11
Turner	11	1-2	0-1	0-0	1	2	0	2
Mallory	19	4-7	2-4	0-0	6	3	1	10
Williamson	8	4-6	0-0	2-4	5	0	2	10
Team					5			
Totals	200	42-79	5-16	13-25	58	31	16	102

Ark.-Pine Bluff 34 23 - 57
Notre Dame 58 44 - 102

FG Pct: Arkansas-Pine Bluff 30.9, Notre Dame 53.2. **3-PT FG Pct:** Arkansas-Pine Bluff 26.1, Notre Dame 31.3. **FT Pct:** Arkansas-Pine Bluff 56.3, Notre Dame 52.0. **Turnovers:** Arkansas-Pine Bluff 33, Notre Dame 27. **Blocked Shots:** Arkansas-Pine Bluff 4 (Abrams 2), Notre Dame 2. **Steals:** Arkansas-Pine Bluff 17 (Slaton 6), Notre Dame 21 (Mallory 6). **Attendance:** 9,080.

NOTES: Notre Dame had a school-record eight players score in double figures, eclipsing the old standard of seven double-digit scorers that was first set on Feb. 6, 1997 vs. Syracuse (90-73 win at the Joyce Center) and matched on Jan. 19, 2008, in a 104-86 win at Georgetown ... Notre Dame improves to 25-8 (.758) all-time in season openers, including a 20-3 (.870) record in the Muffet McGraw era (1987-88 to present) and an active 15-game winning streak that mirrors the program's membership in the BIG EAST (1995-96 to present) ... The Irish also raise their record in home openers to 25-8 (.759), with a 19-4 (.826) mark in the McGraw era ... Arkansas-Pine Bluff was the 179th different opponent in the 33-year history of Notre Dame women's basketball, with the Irish moving to 40-5 (.889) against new opponents since joining the BIG EAST, and a 20-1 (.952) record since 2000-01 and a current 15-game winning streak ... Notre Dame now has won 18 consecutive home games vs. first-time opponents ... the Irish topped the 100-point mark for the 13th time in school history, and the third time in less than two calendar years (104-86 at Georgetown on Jan. 19, 2008; 102-54 at Boston College on Nov. 23, 2008) ... Notre Dame hits the century mark at home for the first time since Nov. 26, 2002, when the Irish toppled Cleveland State, 107-65 ... Notre Dame's 45-point margin of victory was its third-largest in a season opener, topped only by a 113-35 win over Liberty at the UCF Rotary Classic in Orlando on Nov. 24, 1989, and a 98-50 win over Miami (Ohio) on Nov. 9, 2007, in the opening round of the Preseason WNIT at the Joyce Center ... Notre Dame's 31 assists were the most for the Irish in a single game since Nov. 20, 2000, when they also recorded 31 assists in a 95-65 win over Arizona at the Joyce Center; leading the way for Notre Dame on that night was current Irish assistant coach Niele Ivey, who had a double-double with 14 points and 11 assists ... Becca Bruszewski logged her second career double-double ... Fraderica Miller posted new career highs with 11 points and seven rebounds ... Brittany Mallory saw her first action since suffering a torn ACL in her left knee on Dec. 10, 2008 at Michigan and had a career-high six steals ... Natalie Novosel earned her first career start and dished out a career-high six assists ... Lindsay Schrader moved into 22nd place on Notre Dame's all-time scoring list with 1,068 points ... the crowd of 9,080 for the regular-season debut of the newly-renovated Purcell Pavilion was the 14th-highest attendance in arena history and the largest home crowd ever for a Notre Dame women's basketball season opener.

Notre Dame (68)

Player	min	fg-a	3fg-a	ft-a	reb	ast	pf	tp
Bruszewski	21	2-10	0-3	1-2	5	1	1	5
Barlow	34	4-10	3-5	7-10	7	2	0	18
Novosel	12	2-4	0-1	2-2	1	3	4	6
Lechlitner	34	2-9	1-3	2-2	3	2	2	7
Schrader	34	6-14	0-0	0-1	14	1	3	12
Solomon	10	1-3	0-0	0-0	2	0	2	2
Diggins	25	1-6	0-0	7-8	1	2	2	9
Miller	1	0-0	0-0	0-0	0	0	2	0
Mallory	17	2-6	1-3	0-0	2	1	1	5
Williamson	12	2-3	0-0	0-0	1	0	3	4
Team					8			
Totals	200	22-65	5-16	19-25	44	12	20	68

Michigan State (67)

Player	min	fg-a	3fg-a	ft-a	reb	ast	pf	tp
Jefferson	20	2-6	0-0	0-1	2	0	1	4
Johnson	34	5-7	1-2	3-4	12	3	5	14
DeHaan	25	7-16	0-1	6-9	8	1	1	20
Washington	18	2-2	0-0	0-0	1	1	0	4
Thomas, B.	30	0-7	0-1	2-2	1	1	2	2
Thomas, J.	11	4-7	0-0	0-0	3	0	4	8
Piechowski	4	0-0	0-0	0-0	1	1	0	0
Poole	21	3-5	0-2	2-4	1	0	2	8
Wilson	7	2-2	0-0	0-0	0	1	1	4
Keane	19	0-4	0-1	1-2	5	4	5	1
Aitch	11	1-8	0-0	0-0	6	1	1	2
Team					5			
Totals	200	26-64	1-7	14-22	45	13	22	67

Notre Dame 41 27 - 68
Michigan State 33 34 - 67

FG Pct: Notre Dame 33.8, Michigan State 40.6. **3-PT FG Pct:** Notre Dame 31.3, Michigan State 14.3. **FT Pct:** Notre Dame 76.0, Michigan State 63.6. **Turnovers:** Notre Dame 17, Michigan State 21. **Blocked Shots:** Notre Dame 6 (Williamson 2), Michigan State 9 (DeHaan 4). **Steals:** Notre Dame 9 (Barlow, Novosel, Lechlitner 2), Michigan State 6 (Keane 3). **Technical Foul:** Team (ND). **Attendance:** 5,274.

NOTES: Notre Dame picks up its first win over a ranked opponent since Feb. 8, 2009, when the Fighting Irish defeated visiting No. 25 DePaul, 62-59 at the former Joyce Center ... it's also the first road win for Notre Dame at a ranked team since Dec. 30, 2008, when the Fighting Irish capped a school-record 18-point comeback for a 59-57 win at No. 20/19 Vanderbilt ... Notre Dame earns its first win at Michigan State since Dec. 21, 1998, when the Fighting Irish defeated the Spartans, 75-64 at the Breslin Center ... Notre Dame claims its second consecutive win over MSU and trims the Spartans' all-time series lead to 8-6 (Michigan State's record books add one more MSU win to the total in a game that was played before Notre Dame's program achieved varsity status in 1977-78) ... eight of the 14 series games between the Fighting Irish and Spartans have been decided by single digits, including a pair of overtime contests (both MSU wins) ... Notre Dame improves to 21-9 (.700) in its last 30 true road games, dating back to the start of the 2007-08 season ... the Fighting Irish have won 12 of their last 18 games against Big Ten Conference opponents, and are 39-48 (.448) all-time against that league ... Notre Dame moves to 53-20 (.726) all-time against Michigan schools, with a 33-8 (.805) record in the 23-year Muffet McGraw era ... fifth-year senior guard Lindsay Schrader logged her 12th career double-double, tying current assistant coach Niele Ivey's school record for career double-doubles by a guard set from 1996-2001 ... Schrader's 14 rebounds were one off her career of 15 boards, set on Jan. 31, 2009 in a win over Cincinnati at the former Joyce Center ... Notre Dame's technical foul was assessed for having six players on the floor (substitute heard clock horn sound erroneously and stepped onto floor while game was in progress).

Iona (45)

Player	min	fg-a	3fg-a	ft-a	reb	ast	pf	tp
Ford	22	2-7	2-4	2-2	2	3	3	8
Ivkovic	25	2-3	0-1	3-6	2	2	4	7
McLean	32	4-5	0-0	2-2	6	1	4	10
Fregosi	26	0-1	0-0	0-0	2	3	0	0
Cook	36	5-13	2-6	0-0	10	0	3	12
Bacic	12	0-3	0-1	0-0	1	2	1	0
Paligoric	5	0-0	0-0	0-0	1	0	0	0
Scannell	2	0-0	0-0	0-1	0	0	0	0
Hubbard	6	1-5	1-2	0-0	0	0	0	3
Kochanek	4	1-1	1-1	0-0	0	0	0	3
Flagg	14	0-3	0-0	0-0	1	0	3	0
Schoof	2	0-0	0-0	0-0	0	0	0	0
Kopp	2	0-0	0-0	0-0	0	0	0	0
Lutz	12	0-1	0-1	2-2	0	0	2	2
Team					5			
Totals	200	15-42	6-16	9-13	30	11	20	45

Notre Dame (80)

Player	min	fg-a	3fg-a	ft-a	reb	ast	pf	tp
Bruszewski	21	4-6	2-2	4-6	3	1	1	14
Barlow	23	3-11	1-6	1-2	5	3	1	8
Novosel	23	2-7	1-1	3-4	3	0	2	8
Lechlitner	27	3-7	1-3	0-0	2	4	2	7
Schrader	19	3-6	0-0	0-1	9	4	1	6
Solomon	9	0-2	0-0	0-0	0	1	1	0
Diggins	25	4-12	1-3	8-10	4	3	3	17
Miller	11	1-1	0-0	0-1	1	1	0	2
Turner	12	1-4	0-2	0-0	1	1	1	2
Mallory	15	4-6	1-2	0-0	4	3	4	9
Christiansen	5	1-1	1-1	0-0	1	0	1	3
Williamson	10	2-3	0-0	0-0	1	0	1	4
Team					7			
Totals	200	28-66	8-20	16-24	41	21	18	80

Iona 24 21 - 45
Notre Dame 38 42 - 80

FG Pct: Iona 35.7, Notre Dame 42.4. **3-PT FG Pct:** Iona 37.5, Notre Dame 40.0. **FT Pct:** Iona 69.2, Notre Dame 66.7. **Turnovers:** Iona 33, Notre Dame 15. **Blocked Shots:** Iona 4, Notre Dame 2. **Steals:** Iona 6 (Cook 3), Notre Dame 21 (Barlow, Novosel 5). **Attendance:** 8,511.

NOTES: Notre Dame posts its second 35-point win in three games this season, having defeated Arkansas-Pine Bluff by 45 points (102-57) back on Nov. 15 at Purcell Pavilion ... the Fighting Irish tied their season high by forcing 33 opponent turnovers, having also reached that mark against UABP ... similarly, Notre Dame tied the 21-steal total it originally posted against Arkansas-Pine Bluff ... Iona's 45 points are the fewest allowed by Notre Dame since March 7, 2009, when the Fighting Irish ousted St. John's, 62-45, in the second round of the BIG EAST Conference Championship in Hartford, Conn. ... it's the fewest points allowed by Notre Dame in a regular season game since Dec. 20, 2008, when the Fighting Irish toppled Loyola-Chicago, 89-45 at the former Joyce Center ... Notre Dame also extends its run of success against New York schools, rising to 46-4 (.920) all-time against the Empire State, including a 25-0 record at home; what's more 22 of those 25 home wins have been by double digits ... the Fighting Irish are 3-0 all-time against Iona (2-0 at home), and 7-0 all-time against Metro Atlantic Athletic Conference teams (3-0 at home) ... freshman guard Skylar Diggins scored a career-high 17 points, the highest output for a Notre Dame reserve to date in this young season ... sophomore guard Natalie Novosel tied her career high with five steals against Iona, having first set that mark at Providence on Feb. 28, 2009 ... sophomore guard Fraderica Miller also tied her career high with three steals, after having three thefts on Dec. 20, 2008 vs. Loyola-Chicago ... senior guard/tri-captain Ashley Barlow registered at least five steals for the ninth time in her career ... Barlow now has 210 career steals, moving her past both Charel Allen (206 from 2004-08) and Katrina Gaither (207 from 1993-97) into seventh place on the Notre Dame career charts ... senior walk-on guard Alena Christiansen knocked down her first career basket, a three-pointer with 12 seconds to play.





2009-10 Notre Dame Women's Basketball Box Scores

GAME 4 #5/6 Notre Dame 84, #23/24 San Diego State 79 Paradise Jam - Island Division November 26, 2009 Sports & Fitness Ctr. (St. Thomas, U.S.V.I.)

San Diego State (79) Player min fg-a 3fg-a ft-a reb ast pf tp ... Totals 200 29-69 4-11 17-24 43 15 25 79

Notre Dame (84) Player min fg-a 3fg-a ft-a reb ast pf tp ... Totals 200 32-63 3-11 17-32 40 18 19 84

San Diego State 29 50 - 79 Notre Dame 44 40 - 84

FG Pct: San Diego State 42.0, Notre Dame 50.8. 3-PT FG Pct: San Diego State 36.4, Notre Dame 27.3. FT Pct: San Diego State 70.8, Notre Dame 53.1. Turnovers: San Diego State 23, Notre Dame 20. Blocked Shots: San Diego State 3 (Bradley 2), Notre Dame 4 (Diggins 3). Steals: San Diego State 13 (Morris 6), Notre Dame 13 (Barlow, Novosel 3). Technical Foul: Team (SDSU). Attendance: 506.

NOTES: Muffet McGraw becomes the fourth Notre Dame coach (in any sport) to record 500 career wins at the helm of a Fighting Irish athletics program, joining fencing skippers Michael DeCicco (680-45 from 1962-86) and Yves Auril (525-33 from 1986-2002), and baseball coach Jake Kline (558-449-5 from 1934-75) in the prestigious "Fighting Irish Five Hundred" coaching club ... Notre Dame earns its second win over a ranked opponent in a week, having also won at No. 21 Michigan State (68-67) back on Nov. 19 ... Notre Dame evens its series record with San Diego State at 1-1, having last faced the Aztecs on March 21, 1981 at the Northern Lights Invitational in Anchorage, Alaska (a 71-34 SDSU win); the series hiatus of 28 years, eight months and five days is the longest in Notre Dame women's basketball history, with the two series games to date also being played on neutral courts nearly 5,000 miles apart ... the Fighting Irish improve to 9-2 (.818) against the current Mountain West Conference alignment (also 8-2 in the McGraw era, and 6-2 at road/neutral sites) ... Notre Dame moves to 22-14 (.611) all-time against California schools, with a 20-6 (.769) mark in the 23-year McGraw era and 13-11 (.542) record at road/neutral sites ... the Fighting Irish were playing on Thanksgiving Day for the first time in the program's 33-year history ... the Fighting Irish were playing a regular season game outside the continental United States for the first time since Dec. 1-3, 1995, when they participated in the Kona Women's Basketball Classic in Kona, Hawaii ... senior guard Melissa Lechlitner and senior center Erica Williamson both appeared in their 100th career games ... senior guard Ashley Barlow scored seven points against SDSU, giving her 1,155 career points and moving her into 19th place on the Notre Dame all-time scoring list, passing Courtney LaVerre (1,150 from 2002-06) ... junior guard Brittany Mallory scored a season-high 15 points, her best offensive output since returning from off-season ACL surgery, and her highest scoring night in almost exactly a year, when she chalked up a career-high 19 points in a home win over Georgia Southern (Nov. 25, 2008) ... freshman guard Skylar Diggins' season/career-high 21 points are the most for a Notre Dame rookie in a game since Feb. 26, 2007, when Barlow tossed in a (then) career-best 21 points at DePaul ... SDSU's technical foul was assessed after the Aztecs began the second half with a different starting lineup from the one submitted to the official scorekeeper.

GAME 5 #5/6 Notre Dame 78, South Carolina 55 Paradise Jam - Island Division November 27, 2009 Sports & Fitness Ctr. (St. Thomas, U.S.V.I.)

Notre Dame (78) Player min fg-a 3fg-a ft-a reb ast pf tp ... Totals 200 31-66 5-18 11-20 41 13 20 78

South Carolina (55) Player min fg-a 3fg-a ft-a reb ast pf tp ... Totals 200 16-50 4-11 19-27 34 7 21 55

Notre Dame 44 34 - 78 South Carolina 37 18 - 55

FG Pct: Notre Dame 47.0, South Carolina 32.0. 3-PT FG Pct: Notre Dame 27.8, South Carolina 36.0. FT Pct: Notre Dame 55.0, South Carolina 70.4. Turnovers: Notre Dame 11, South Carolina 21. Blocked Shots: Notre Dame 4, South Carolina 2. Steals: Notre Dame 9 (Diggins 4), South Carolina 4 (Bruner 3). Attendance: 577.

NOTES: Notre Dame and South Carolina were meeting for the first time in 27 years, nine months and seven days, making it the second-longest hiatus between series games in Fighting Irish women's basketball history (topped only by the previous day's renewal of the San Diego State series) ... Notre Dame earns its first win in three tries against South Carolina ... the Fighting Irish also collect their third consecutive win over a Southeastern Conference opponent (all away from home) and are 6-7 in their last 13 games against the SEC ... the Fighting Irish held South Carolina to 18 second-half points (on 5-of-26 shooting, .192), the fewest by an opponent in one half since Nov. 25, 2008, when Georgia Southern scored just 17 first-half points at the former Joyce Center in a 85-38 Notre Dame win ... the Fighting Irish committed a season-low 11 turnovers, four fewer than their previous season low vs. Iona on Nov. 22 at Purcell Pavilion ... senior guard Melissa Lechlitner scored a season-high 15 points, her best offensive day since last year's NCAA Tournament opener vs. Minnesota (16 points) ... senior guards Ashley Barlow and Lindsay Schrader both played in the 100th game of their careers, one day after Lechlitner and senior center Erica Williamson reached that landmark; this represents the first time in the 33-year history of the Notre Dame women's basketball program that four players have appeared in their 100th career game in the same season ... Schrader has 1,110 career points, moving into 21st place on the Fighting Irish career scoring list, passing Danielle Green (1,106 from 1995-2000) ... Barlow added a season-high four assists ... junior forward Becca Bruszewski logged her first career "point-a-minute" game with 11 points in 11 minutes (due to foul trouble); it's the first "point-a-minute" game for a Notre Dame player (min. 10 minutes played) since Nov. 23, 2008, when current sophomore forward Erica Solomon had 15 points in 14 minutes at Boston College ... freshman guard Skylar Diggins made her first career start, tallying 12 points, four rebounds and a season-high-tying four steals in 27 minutes.

GAME 6 #5/6 Notre Dame 81, #20/17 Oklahoma 71 Paradise Jam - Island Division November 28, 2009 Sports & Fitness Ctr. (St. Thomas, U.S.V.I.)

Oklahoma (71) Player min fg-a 3fg-a ft-a reb ast pf tp ... Totals 200 30-61 3-12 8-12 31 16 16 71

Notre Dame (81) Player min fg-a 3fg-a ft-a reb ast pf tp ... Totals 200 30-67 8-19 13-17 41 17 18 81

Oklahoma 33 38 - 71 Notre Dame 41 40 - 81

FG Pct: Oklahoma 49.2, Notre Dame 44.8. 3-PT FG Pct: Oklahoma 25.0, Notre Dame 42.1. FT Pct: Oklahoma 66.7, Notre Dame 76.5. Turnovers: Oklahoma 20, Notre Dame 19. Blocked Shots: Oklahoma 4 (Thompson 2), Notre Dame 2. Steals: Oklahoma 8 (Thompson 5), Notre Dame 9 (Barlow 3). Attendance: 711.

NOTES: Notre Dame wins its first regular season tournament title since the 2005 Duel in the Desert (Gray Division) in Las Vegas ... Notre Dame set a Paradise Jam record with 243 points in the three-game tournament, one more than Tennessee's total (242) in 2005 ... the Fighting Irish now have won 21 of their last 24 regular season tournament games, dating back to the 1996-97 season ... for the second time in school history, Notre Dame has defeated three ranked opponents in its first six games, having also done so in 1998-99 (#6 UCLA, 99-82; #6/4 Duke 84-57; #25/23 Illinois, 101-93) - all three in '98-99 came at home, unlike this year's trio of ranked wins, all of which came away from home (one road, two neutral) and all within a span of nine days ... Notre Dame improves to 6-8 (.429) all-time against the current Big 12 Conference alignment, including wins in six of their last eight games (all since the formation of the Big 12 in 1996-97 and all in tournament settings) ... the Fighting Irish rise to 2-1 all-time against Oklahoma, with all three series games coming on neutral floors (1986 at Seattle Times Husky Classic in Seattle - L, 57-54; 2008 at NCAA Championship second round in West Lafayette, Ind. - W, 79-75 OT) ... Notre Dame continues its run of success in the month of November, moving to 61-11 (.847) all-time in the penultimate month of the year, including an active 14-game winning streak ... the Fighting Irish forced 20 Oklahoma turnovers and now have forced at least 20 opponent turnovers in all six games this season ... freshman guard Skylar Diggins is the first regular-season tournament MVP for Notre Dame since Melissa D'Amico took home top individual honors at the 2005 Duel in the Desert (Gray Division) in Las Vegas; meanwhile, senior guard Melissa Lechlitner earned her first career all-tournament team honor ... junior guard Brittany Mallory tied her career high with seven rebounds (previously set twice, most recently on Feb. 27, 2008 vs. South Florida) ... Mallory's 15 points also tied a season high that she set two days ago in a win over #23/24 San Diego State ... Notre Dame tied a season high with eight three-pointers and set a new season best with a .421 three-point percentage, having gone 8-20 (.400) in a win over Iona on Nov. 22 at Purcell Pavilion.





2009-10 Notre Dame Women's Basketball Box Scores

GAME 7

#5/6 Notre Dame 69, Eastern Michigan 59
December 2, 2009
Purcell Pavilion (Notre Dame, Ind.)

Eastern Michigan (59)

Player	min	fg-a	3fg-a	ft-a	reb	ast	pf	tp
Thomas	26	1-7	0-0	0-1	6	3	4	2
Redditt	34	2-9	0-0	0-0	6	0	4	4
Mahone	25	4-10	0-5	2-2	9	0	1	10
Schrock	37	2-7	0-1	5-9	6	4	2	9
James	29	8-21	0-4	5-5	5	2	4	21
Johnson	0+	0-0	0-0	0-0	0	0	0	0
Huntley-Rogers	23	3-8	2-4	2-4	2	0	2	10
Wills	4	0-1	0-1	0-0	0	0	0	0
Miller	21	1-2	0-0	1-2	6	1	2	3
Hairston	1	0-0	0-0	0-0	1	0	0	0
Team					4			
Totals	200	21-65	2-15	15-23	45	10	19	59

Notre Dame (69)

Player	min	fg-a	3fg-a	ft-a	reb	ast	pf	tp
Bruszewski	22	6-8	1-2	1-3	6	1	5	14
Diggins	29	5-12	0-4	5-5	6	1	4	15
Barlow	27	1-5	1-3	2-2	5	3	2	5
Lechlitner	30	2-9	1-1	3-4	0	4	2	8
Schrader	33	7-13	0-0	1-2	7	1	1	15
Solomon	6	0-0	0-0	0-0	0	0	1	0
Miller	2	0-1	0-0	0-0	2	0	0	0
Novosel	32	2-5	0-0	3-4	8	5	2	7
Mallory	19	2-9	1-5	0-0	3	2	3	5
Team					6			
Totals	200	25-62	4-15	15-20	43	17	20	69

Eastern Michigan 27 32 - 59
Notre Dame 35 34 - 69

FG Pct: Eastern Michigan 32.3, Notre Dame 40.3. **3-PT FG Pct:** Eastern Michigan 13.3, Notre Dame 26.7. **FT Pct:** Eastern Michigan 65.2, Notre Dame 75.0. **Turnovers:** Eastern Michigan 21, Notre Dame 19. **Blocked Shots:** Eastern Michigan 6 (Redditt 3), Notre Dame 4 (Bruszewski 2). **Steals:** Eastern Michigan 11 (Thomas 4), Notre Dame 11 (Barlow 4). **Attendance:** 8,024.

NOTES: Notre Dame is off to a 7-0 start for the second consecutive season and the fourth time in the program's 33-year history, all in this decade (2000-01, 2004-05, 2008-09, 2009-10) ... the Fighting Irish improve to 4-0 all-time against Eastern Michigan (2-0 at home, where the teams were meeting for the first time since Dec. 15, 1982) ... Notre Dame is 35-14 (.714) all-time against the current Mid-American Conference alignment, with a 21-4 (.820) record at home; the Fighting Irish also rise to 20-5 (.800) against the MAC in the 23-year Muffet McGraw era (1987-88 to present) and 12-1 (.923) at home ... Notre Dame now has won 18 consecutive games against current MAC schools since an 87-64 loss to Northern Illinois on March 10, 1995, in the semifinals of the Midwestern Collegiate Conference (now Horizon League) Tournament, when both ND and NIU were members of that conference ... the Fighting Irish have won 11 of their last 12 games against Michigan schools and are 54-20 (.730) all-time against the Great Lakes State, with a 34-8 (.810) record in the McGraw era ... the Fighting Irish have forced at least 20 turnovers in all seven games this season ... on the night she was honored in a post-game ceremony for logging her 500th win at Notre Dame, head coach Muffet McGraw coached both her 700th career game at the University (now 503-197, .719) and her 300th contest at Purcell Pavilion (now 249-51, .830) ... Notre Dame has not trailed by more than five points at any time in its first seven games this season (56-51, 10:16 of 2nd half at #21 Michigan State on Nov. 19); since that MSU game, the largest Fighting Irish deficit has been one possession (three points) ... sophomore guard Natalie Novosel tied her career high with eight rebounds, matching the mark she set exactly one year ago in last year's 83-63 win at Eastern Michigan ... Novosel's five assists also were one off her career high, set on Nov. 15 vs. Arkansas-Pine Bluff at Purcell Pavilion, and her 32 minutes played were one shy of the personal-best total she had in last season's win at EMU ... Eastern Michigan came into the game shooting .394 from the three-point line (43-of-109) before the Notre Dame defense held the Eagles to a .133 three-point percentage (2-of-15) ... during the past six seasons (2004-09), Paradise Jam champions have traditionally suffered from a case of "island hangover", with three of 11 recent tournament winners losing in their next game after returning from the Virgin Islands (2004 - Rutgers lost at Old Dominion, 69-61; 2005 - Minnesota lost at New Mexico, 62-44; 2009 - Rutgers lost at home to Temple, 62-51), while four others won by 15 points or fewer (2006 - Marquette won at Wisconsin-Milwaukee, 74-63; 2007 - Wake Forest won at Northwestern, 60-45; 2008 - Wisconsin won at home vs. Wisconsin-Milwaukee, 71-69 in double overtime; 2009 - Notre Dame won at home vs. Eastern Michigan, 69-59).

#1 Erica Solomon

Forward • 6-2 • So.-1V • Charleston, W.Va. (Detroit (Mich.) Country Day School)

Did You Know?


- ◆ Nickname is "Rock" after her middle name (Raquel).
- ◆ Graduated from same high school that produced NBA standouts Chris Webber and Shane Battier, as well as former Irish All-America women's soccer player/current U.S. National Team member Kate (Sobrero) Markgraf, among others.
- ◆ One of seven Irish basketball players who also competed in another sport in high school — was a successful high jumper, setting school record in the event (5 ft., 6 in.).

2009-10 Highlights

- ◆ Turned in solid weekend at Paradise Jam, averaging 7.3 ppg. and 4.0 rpg. in three-game set.
- ◆ Tied career best with two assists, in addition to seven points, vs. #20/17 Oklahoma at Paradise Jam.
- ◆ Scored season-high nine points against South Carolina at Paradise Jam.
- ◆ Grabbed four rebounds in each of three games at Paradise Jam.
- ◆ Made season debut at #21 Michigan State after missing UAPB game with sprained ankle suffered in practice.

Solomon Game-by-Game

2009-10	MP	FG	3FG	FT	O-R	A	T	B	S	Pts
Ark.-Pine Bluff	Did not play (injured)									
at Michigan St.	10	1-3	0-0	0-0	1-2	0	1	1	0	2
Iona	9	0-2	0-0	0-0	0-0	1	0	1	1	0
vs. San Diego St.	12	1-7	0-0	4-7	3-4	1	0	1	1	6
vs. South Carolina	15	2-2	0-0	5-6	2-4	1	0	1	1	9
vs. Oklahoma	15	3-6	0-0	1-1	1-4	2	1	1	2	7
Eastern Michigan	6	0-0	0-0	0-0	0-0	0	2	1	0	0
IPFW										
Valparaiso										
Charlotte										
at Central Florida										
Vanderbilt										
at Purdue										
Villanova										
South Florida										
at Connecticut										
at Louisville										
West Virginia										
Providence										
at Syracuse										
at Rutgers										
Pittsburgh										
at Cincinnati										
DePaul										
at St. John's										
at Georgetown										
Marquette										
at Seton Hall										
Connecticut										
* - game started										



Career Highs

Points

15 at Boston College (11/23/08)

Rebounds

10 at Villanova (1/24/09)

Assists

2, six times (MR: vs. Oklahoma, 11/28/09)

Field Goals

6 at Pittsburgh (2/3/09)

Field Goal Attempts

11 at Pittsburgh (2/3/09)

3-Point Field Goals

None

3-Point Field Goal Attempts

None

Free Throws

6, twice (MR: at EMU, 12/2/08)

Free Throw Attempts

10 at Eastern Michigan (12/2/08)

Steals

3 at Valparaiso (12/13/08)

Blocked Shots

4 at Eastern Michigan (12/2/08)

Minutes Played

24, twice (MR: at USF, 2/17/09)

Miscellaneous

Double-doubles0
Double-figure scoring games	...7
20-point games0
Double-figure rebound games1
5-block games0
5-steal games0

Solomon's Career Statistics — All Games

Season	GP-GS	Min.-Avg.	FG-FGA	Pct.	3FG-3FGA	Pct.	FT-FTA	Pct.	Off	Def	Reb	Avg.	PF-DQ	A	T	B	S	Pts	Avg.
2008-09	31-0	512-16.5	66-154	.429	0-0	.000	53-86	.616	70	68	138	4.5	75-0	21	44	38	17	185	6.0
2009-10	6-0	67-11.2	7-20	.350	0-0	.000	10-15	.667	7	7	14	2.3	12-0	5	4	6	5	24	4.0
TOTALS	37-0	579-15.6	73-174	.420	0-0	.000	63-101	.624	77	75	152	4.1	87-0	26	48	44	22	209	5.6

Solomon's Career Statistics — BIG EAST Games

Season	GP-GS	Min.-Avg.	FG-FGA	Pct.	3FG-3FGA	Pct.	FT-FTA	Pct.	Off	Def	Reb	Avg.	PF-DQ	A	T	B	S	Pts	Avg.
2008-09	16-0	260-16.3	33-73	.452	0-0	.000	18-35	.514	39	33	72	4.5	50-0	10	26	20	8	84	5.3
TOTALS	16-0	260-16.3	33-73	.452	0-0	.000	18-35	.514	39	33	72	4.5	50-0	10	26	20	8	84	5.3

#10 Kellie Watson

Forward • 6-2 • So.-1V • Ionia, Mich. (Ionia HS)

Did You Know?


- ◆ Tied for team-high rebounding honors on Notre Dame's 2009 European tour (6.3 rpg.), including a team-high 10 rebounds in win at GEAS Sesto San Giovanni on May 14.
- ◆ One of seven Irish basketball players who also competed in another sport in high school — was two-time all-state softball player who set school single-season records for doubles (86) and triples (27), while leading team to a regional title.
- ◆ Is an accomplished juggler, having been known to perform with items as large as bowling pins on occasion; in fact, she received a juggling kit as a Christmas gift last year.

2009-10 Highlights

- ◆ Injured right knee during preseason training ... tried to play through pain, but eventually elected to have surgery to alleviate chronic discomfort.
- ◆ Underwent successful arthroscopic surgery on right knee on Nov. 24 ... expected to return to action in 4-6 weeks.

Watson Game-by-Game

2009-10	MP	FG	3FG	FT	O-R	A	T	B	S	Pts
Ark.-Pine Bluff	13	0-3	0-3	0-0	0-1	1	0	1	1	0
at Michigan St.	Did not play (injured)									
Iona	Did not play (injured)									
vs. San Diego St.	Did not play (injured)									
vs. South Carolina	Did not play (injured)									
vs. Oklahoma	Did not play (injured)									
Eastern Michigan	Did not play (injured)									
IPFW										
Valparaiso										
Charlotte										
at Central Florida										
Vanderbilt										
at Purdue										
Villanova										
South Florida										
at Connecticut										
at Louisville										
West Virginia										
Providence										
at Syracuse										
at Rutgers										
Pittsburgh										
at Cincinnati										
DePaul										
at St. John's										
at Georgetown										
Marquette										
at Seton Hall										
Connecticut										
* - game started										



Career Highs

Points

18 vs. Michigan State (11/29/08)

Rebounds

6, twice (MR: vs. Purdue, 12/7/08)

Assists

3, four times (MR: vs. West Virginia, 3/2/09)

Field Goals

6 vs. Michigan State (11/29/08)

Field Goal Attempts

12 vs. Loyola-Chicago (12/20/08)

3-Point Field Goals

6 vs. Michigan State (11/29/08)
(tied ND Joyce Center record)

3-Point Field Goal Attempts

9 vs. Michigan State (11/29/08)

Free Throws

4 vs. Loyola-Chicago (12/20/08)

Free Throw Attempts

6 vs. Loyola-Chicago (12/20/08)

Steals

2, three times (MR: vs. Minn., 3/22/09)

Blocked Shots

2 vs. Evansville (11/19/08)

Minutes Played

27 vs. Loyola-Chicago (12/20/08)

Miscellaneous

Double-doubles0
Double-figure scoring games3
20-point games0
Double-figure rebound games0
5-assist games0
5-steal games0

Watson's Career Statistics — All Games

Season	GP-GS	Min.-Avg.	FG-FGA	Pct.	3FG-3FGA	Pct.	FT-FTA	Pct.	Off	Def	Reb	Avg.	PF-DQ	A	T	B	S	Pts	Avg.
2008-09	31-0	460-14.8	37-141	.262	28-94	.298	17-26	.654	17	59	76	2.5	37-1	29	42	10	12	119	3.8
2009-10	1-0	13-13.0	0-3	.000	0-3	.000	0-0	.000	0	1	1	1.0	2-0	1	0	1	1	0	0.0
TOTALS	32-0	473-14.8	37-144	.257	28-97	.289	17-26	.654	17	60	77	2.4	39-1	30	42	11	13	119	3.7

Watson's Career Statistics — BIG EAST Games

Season	GP-GS	Min.-Avg.	FG-FGA	Pct.	3FG-3FGA	Pct.	FT-FTA	Pct.	Off	Def	Reb	Avg.	PF-DQ	A	T	B	S	Pts	Avg.
2008-09	16-0	214-13.4	13-65	.200	10-46	.217	6-8	.750	7	27	34	2.1	19-0	19	18	2	3	42	2.6
TOTALS	16-0	214-13.4	13-65	.200	10-46	.217	6-8	.750	7	27	34	2.1	19-0	19	18	2	3	42	2.6

#12 Fraderica Miller

Guard • 5-10 • So.-1V • Ellenwood, Ga. (The Marist School)



Did You Know?

- ◆ First name is pronounced “fruh-DARE-uh-kuh” ... nickname is “Fred”.
- ◆ Shot team-high .636 (7-11) from floor and started twice on Notre Dame’s 2009 European tour, while also finishing third on squad in steals (2.7 spg.).
- ◆ Also strong in the classroom, earning dean’s list honors in spring 2009 with 3.667 semester GPA (she is enrolled in Notre Dame’s Mendoza College of Business but has not yet declared a major).
- ◆ One of seven Irish basketball players who also competed in another sport in high school — ran track & field, competing primarily in sprints (100m/200m/400m).

2009-10 Highlights

- ◆ Collected four rebounds and first career blocked shot vs. South Carolina at Paradise Jam.
- ◆ Provided spark off bench vs. Iona with two points and career-high-tying three steals in 11 minutes.
- ◆ Enjoyed finest night of her career in season opener vs. Arkansas-Pine Bluff, logging personal bests in points (11), rebounds (7), field goals made-attempted (5-8), free throws made (1) and minutes played (20) ... also was her first career double-digit scoring night (scored 17 points all of last year).

Miller Game-by-Game

2009-10	MP	FG	3FG	FT	O-R	A	T	B	S	Pts
Ark.-Pine Bluff.....	20	5-8	0-0	1-2	3-7	2	3	0	0	11
at Michigan St.....	1	0-0	0-0	0-0	0-0	0	0	0	0	0
Iona.....	11	1-1	0-0	0-1	1-1	1	1	0	3	2
vs. San Diego St.....	3	0-0	0-0	0-0	0-0	0	0	0	0	0
vs. South Carolina.....	8	0-1	0-0	0-0	2-4	0	2	1	0	0
vs. Oklahoma.....	Did not play									
Eastern Michigan.....	2	0-1	0-0	0-0	1-2	0	1	0	0	0
IPFW										
Valparaiso										
Charlotte										
at Central Florida										
Vanderbilt										
at Purdue										
Villanova										
South Florida										
at Connecticut										
at Louisville										
West Virginia										
Providence										
at Syracuse										
at Rutgers										
Pittsburgh										
at Cincinnati										
DePaul										
at St. John's										
at Georgetown										
Marquette										
at Seton Hall										
Connecticut										
* - game started										

Career Highs

Points

11 vs. Ark.-Pine Bluff (11/15/09)

Rebounds

7 vs. Ark.-Pine Bluff (11/15/09)

Assists

2, three times (MR: vs. UAPB, 11/15/09)

Field Goals

5 vs. Ark.-Pine Bluff (11/15/09)

Field Goal Attempts

8 vs. Ark.-Pine Bluff (11/15/09)

3-Point Field Goals

None

3-Point Field Goal Attempts

None

Free Throws

1, twice (MR: vs. UAPB, 11/15/09)

Free Throw Attempts

5 vs. Loyola-Chicago (12/20/08)

Steals

3, twice (MR: vs. Iona, 11/22/09)

Blocked Shots

1 vs. South Carolina (11/27/09)

Minutes Played

20 vs. Ark.-Pine Bluff (11/15/09)

Miscellaneous

Double-doubles	0
Double-figure scoring games	1
20-point games	0
Double-figure assist games	0
5-assist games	0
5-steal games	0

Miller's Career Statistics — All Games

Season	GP-GS	Min.-Avg.	FG-FGA	Pct.	3FG-3FGA	Pct.	FT-FTA	Pct.	Off	Def	Reb	Avg.	PF-DQ	A	T	B	S	Pts	Avg.
2008-09	23-0	92-4.0	8-11	.727	0-0	.000	1-5	.200	6	7	13	0.6	25-0	8	5	0	15	17	0.7
2009-10	6-0	45-7.5	6-11	.545	0-0	.000	1-3	.333	7	7	14	2.3	6-0	3	7	1	3	13	2.2
TOTALS	29-0	137-4.7	14-22	.636	0-0	.000	2-8	.250	13	14	27	0.9	31-0	11	12	1	18	30	1.0

Miller's Career Statistics — BIG EAST Games

Season	GP-GS	Min.-Avg.	FG-FGA	Pct.	3FG-3FGA	Pct.	FT-FTA	Pct.	Off	Def	Reb	Avg.	PF-DQ	A	T	B	S	Pts	Avg.
2008-09	13-0	43-3.3	2-3	.667	0-0	.000	0-0	.000	2	4	6	0.5	10-0	5	2	0	7	4	0.3
TOTALS	13-0	43-3.3	2-3	.667	0-0	.000	0-0	.000	2	4	6	0.5	10-0	5	2	0	7	4	0.3

#14 Devereaux Peters

Forward • 6-2 • Jr.-1V • Chicago, Ill. (Fenwick HS)

Did You Know?

- ◆ First name is pronounced “DEV-er-OH” ... nickname is “Dev”.
- ◆ Has a 77-inch (6-foot-5) wingspan that, if turned vertically, would be taller than any player on Irish roster (senior center Erica Williamson is 6-foot-4).
- ◆ Peters’ alma mater, Fenwick High School in Oak Park, Ill., holds a special place in Notre Dame athletics history, having produced numerous Irish greats in several sports — the most notable is 1953 Heisman Trophy John Lattner.
- ◆ One of two Irish players who had an uncle play professional football — Peters’ uncle, Tom Seabron, played linebacker at Michigan and was a fifth-round draft pick of the San Francisco 49ers in 1979; Ashley Barlow’s uncle, Ron, was a fullback at Kansas State and was selected by the New York Jets in the 1965 American Football League redshirt draft.

2009-10 Highlights

- ◆ Currently rehabilitating from two-part surgery (February/May 2009) to repair torn ACL in left knee suffered on Nov. 23, 2008 at Boston College.

Peters Game-by-Game

2009-10	MP	FG	3FG	FT	O-R	A	T	B	S	Pts
Ark.-Pine Bluff	Did not play	Did not play
at Michigan St.	Did not play	Did not play
Iona	Did not play	Did not play
vs. San Diego St.	Did not play	Did not play
vs. South Carolina	Did not play	Did not play
vs. Oklahoma	Did not play	Did not play
Eastern Michigan	Did not play	Did not play
IPFW
Valparaiso
Charlotte
at Central Florida
Vanderbilt
at Purdue
Villanova
South Florida
at Connecticut
at Louisville
West Virginia
Providence
at Syracuse
at Rutgers
Pittsburgh
at Cincinnati
DePaul
at St. John’s
at Georgetown
Marquette
at Seton Hall
Connecticut
* - game started



Career Highs

- Points**
15 vs. Villanova (1/16/08)
- Rebounds**
12 vs. Connecticut (1/27/08)
- Assists**
4 vs. Saint Francis-Pa. (12/29/07)
- Field Goals**
6, three times (MR: at LSU, 11/16/08)
- Field Goal Attempts**
15 at Maryland (11/16/07)
- 3-Point Field Goals**
None
- 3-Point Field Goal Attempts**
None
- Free Throws**
8 at Richmond (1/2/08)
- Free Throw Attempts**
10 at Richmond (1/2/08)
- Steals**
7 vs. Villanova (1/16/08)
- Blocked Shots**
5 vs. Miami-Ohio (11/9/07)
- Minutes Played**
34 at Maryland (11/16/07)

Miscellaneous

- Double-doubles1
- Double-figure scoring games ..15
- 20-point games.....0
- Double-figure rebound games...1
- 5-block games1
- 5-steal games.....1

Peters’ Career Statistics — All Games

Season	GP-GS	Min.-Avg.	FG-FGA	Pct.	3FG-3FGA	Pct.	FT-FTA	Pct.	Off	Def	Reb	Avg.	PF-DQ	A	T	B	S	Pts	Avg.
2007-08	23-2	468-20.3	82-157	.522	0-0	.000	42-56	.750	57	72	129	5.6	78-5	23	40	45	39	206	9.0
2008-09	3-1	61-20.3	11-16	.688	0-0	.000	0-3	.000	3	10	13	4.3	6-0	5	4	6	5	22	7.3
TOTALS	26-3	529-20.3	93-173	.538	0-0	.000	42-59	.712	60	82	142	5.5	84-5	28	44	51	44	228	8.8

Peters’ Career Statistics — BIG EAST Games

Season	GP-GS	Min.-Avg.	FG-FGA	Pct.	3FG-3FGA	Pct.	FT-FTA	Pct.	Off	Def	Reb	Avg.	PF-DQ	A	T	B	S	Pts	Avg.
2007-08	9-2	161-17.9	30-58	.517	0-0	.000	22-29	.759	18	34	52	5.8	37-4	8	15	13	16	82	9.1
2008-09			Did not play (injured)																
TOTALS	9-2	161-17.9	30-58	.517	0-0	.000	22-29	.759	18	34	52	5.8	37-4	8	15	13	16	82	9.1

#20 Ashley Barlow

Guard • 5-9 • Sr.-3V • Indianapolis, Ind. (Pike HS)



Awards/Honors

- ◆ Preseason Naismith Trophy Watch List
- ◆ BIG EAST Preseason All-Conference Team
- ◆ BIG EAST Weekly Honor Roll (Nov. 23)

Did You Know?

- ◆ One of three team captains this year, along with Melissa Lechlitner and Lindsay Schrader. All three (who were selected through a vote of their teammates) also were captains last season, marking the first time in the program's 33-year history that the same players have held the captain's title in consecutive seasons.
- ◆ One of four players in school history to record 60+ steals in three consecutive seasons, along with Mary Gavin (1985-88), Coquese Washington (1989-93) and current assistant coach Niele Ivey (1997-2001).
- ◆ Joins former teammate Charel Allen (2004-08) as only Notre Dame players ever to amass 1,000 points, 500 rebounds, 200 assists and 200 steals in their careers.
- ◆ Ranks among top 10 in school history for career three-pointers (96 - 8th), three-point attempts (284 - 7th), free throws (294 - 10th), free throw percentage (.799 - tie/6th), steals (220 - tie/6th) and steals per game (2.16 - 4th) ... also 19th all-time at Notre Dame with 1,186 points.
- ◆ Has missed only two games in college career (Dec. 2 & 7, 2008 vs. Eastern Michigan and Purdue).

2009-10 Highlights

- ◆ Second on team in scoring (tied-11.3 ppg.), rebounding (5.9 rpg.), third in three-point percentage (.370) and tops in steals (2.7 spg.).
- ◆ Piled up 12 points, six rebounds and team-high three steals in win over #20/17 Oklahoma at Paradise Jam.
- ◆ Didn't miss a beat vs. South Carolina at Paradise Jam with 14 points and team bests of six rebounds and four assists (no turnovers) ... also collected milestone 500th rebound (see note in previous section) in 100th career game.

Barlow Game-by-Game

2009-10	MP	FG	3FG	FT	O-R	A	T	B	S	Pts
Ark.-Pine Bluff*	16	5-8	2-3	3-3	3-5	2	4	0	2	15
at Michigan St.*	34	4-10	3-5	7-10	1-7	2	1	0	2	18
Iona*	23	3-11	1-6	1-2	2-5	3	2	0	5	8
vs. San Diego St.*	23	3-6	0-1	1-2	3-7	3	6	0	3	7
vs. South Carolina*	29	5-12	2-6	2-4	4-6	4	0	0	0	14
vs. Oklahoma*	30	4-8	1-3	3-3	2-6	0	1	0	3	12
Eastern Michigan*	27	1-5	1-3	2-2	0-5	3	1	0	4	5

IPFW
Valparaiso
Charlotte
at Central Florida
Vanderbilt
at Purdue
Villanova
South Florida
at Connecticut
at Louisville
West Virginia
Providence
at Syracuse
at Rutgers
Pittsburgh
at Cincinnati
DePaul
at St. John's
at Georgetown
Marquette
at Seton Hall
Connecticut
* - game started

- ◆ Had seven points, team-high seven rebounds and team-best three steals vs. #23/24 San Diego State at Paradise Jam before being sidelined with 6:19 left following cut over right eye (required seven stitches) caused by errant SDSU elbow.
- ◆ Posted ninth career five-steal game vs. Iona.
- ◆ Team-high 18 points at #21 Michigan State, including trio of three-pointers in opening five minutes.
- ◆ Efficient night in season opener vs. Arkansas-Pine Bluff with 15 points in 16 minutes.

Career Highs

- Points**
23 vs. DePaul (1/22/08)
- Rebounds**
12 vs. SMU (3/23/08)
- Assists**
6, six times (MR: vs. Syracuse, 2/24/09)
- Field Goals**
8, three times (MR: vs. DePaul, 1/22/08)
- Field Goal Attempts**
18, twice (MR: vs. Louisville, 2/11/09)
- 3-Point Field Goals**
4 at Connecticut (2/22/09)
- 3-Point Field Goal Attempts**
10 vs. Michigan State (11/29/08)
- Free Throws**
13 vs. Prairie View (12/28/06)
- Free Throw Attempts**
13 vs. Prairie View (12/28/06)
- Steals**
8 vs. Cincinnati (1/31/09)
- Blocked Shots**
1, seven times (MR: vs. Rutgers, 1/27/09)
- Minutes Played**
39 at Villanova (1/24/09)
- Miscellaneous**
- Double-doubles4
 - Double-figure scoring games ..62
 - 20-point games.....7
 - Double-figure rebound games...5
 - 5-assist games6
 - 5-steal games.....9

Barlow's Career Statistics — All Games

Season	GP-GS	Min.-Avg.	FG-FGA	Pct.	3FG-3FGA	Pct.	FT-FTA	Pct.	Off	Def	Reb	Avg.	PF-DQ	A	T	B	S	Pts	Avg.
2006-07	32-3	810-25.3	110-254	.433	19-58	.328	90-109	.826	79	94	173	5.4	80-3	61	70	3	63	329	10.3
2007-08	34-32	898-26.4	136-290	.469	27-89	.303	111-138	.804	64	95	159	4.7	86-2	64	60	2	68	410	12.1
2008-09	29-28	955-32.9	127-317	.401	40-110	.364	74-95	.779	50	90	140	4.8	51-0	80	75	3	70	368	12.7
2009-10	7-7	182-26.0	25-60	.417	10-27	.370	19-26	.731	15	26	41	5.9	8-0	17	15	0	19	79	11.3
TOTALS	102-70	2845-27.9	398-921	.432	96-284	.338	294-368	.799	208	305	513	5.0	225-5	222	220	8	220	1186	11.6

Barlow's Career Statistics — BIG EAST Games

Season	GP-GS	Min.-Avg.	FG-FGA	Pct.	3FG-3FGA	Pct.	FT-FTA	Pct.	Off	Def	Reb	Avg.	PF-DQ	A	T	B	S	Pts	Avg.
2006-07	16-2	408-25.5	62-137	.453	13-34	.382	35-49	.714	34	44	78	4.9	44-2	29	36	1	26	172	10.8
2007-08	16-14	433-27.1	55-133	.414	10-40	.250	55-69	.797	33	42	75	4.7	44-1	30	35	2	31	175	10.9
2008-09	16-16	533-33.3	67-172	.390	25-64	.391	48-64	.750	30	45	75	4.7	29-0	44	43	1	39	207	12.9
TOTALS	48-32	1374-28.6	184-442	.416	48-138	.348	138-182	.758	97	131	228	4.8	117-3	103	114	4	96	554	11.5

#21 Natalie Novosel

Guard • 5-11 • So.-1V • Lexington, Ky. (Lexington Catholic HS)



Did You Know?

- ◆ One of most improved players on Irish roster, with highly-productive off-season including a sharper three-point shot and increased athleticism.
- ◆ Her 45 steals last season were eighth-most by Irish freshman, and marked third consecutive season a Notre Dame rookie had 40+ steals (Barlow 63/ Lechlitrner 40 in 2006-07; Mallory 42 in 2007-08).
- ◆ Ranked third on team in scoring (11.3 ppg.) during May 2009 European tour, while also leading team in steals (3.3 spg.) and adding 5.0 rpg.
- ◆ Has a twin brother, Nathan, who is a sophomore on the men's basketball team at Division III University of Rochester (N.Y.); older sister, Shannon, just completed career at University of Evansville in 2009.

2009-10 Highlights

- ◆ Tied for second on team in steals (2.3 spg.) ... started first four games (first starts of her career) before moving to "sixth man" role.
- ◆ Played season-high 32 minutes vs. Eastern Michigan, tying career best with eight rebounds, while adding seven points and five assists.
- ◆ Chalked up eight points off the bench in 14 minutes in win over #20/17 Oklahoma at Paradise Jam.
- ◆ Tossed in eight points and tied career high with five steals in win over Iona.
- ◆ Made first career start in season opener vs. Arkansas-Pine Bluff, tallying 10 points, career-high six assists and four steals.

Novosel Game-by-Game

2009-10	MP	FG	3FG	FT	O-R	A	T	B	S	Pts
Ark.-Pine Bluff*	24	4-8	0-1	2-4	2-4	6	7	0	4	10
at Michigan St.*	12	2-4	0-1	2-2	1-1	3	1	1	2	6
Iona*	23	2-7	1-1	3-4	1-3	0	1	1	5	8
vs. San Diego St.*	16	1-4	0-1	0-2	2-2	1	0	0	3	2
vs. South Carolina	17	1-4	1-2	0-0	0-3	0	1	0	0	3
vs. Oklahoma	14	3-5	0-1	2-2	0-2	1	3	1	0	8
Eastern Michigan	32	2-5	0-0	3-4	1-8	5	2	0	1	7
IPFW										
Valparaiso										
Charlotte										
at Central Florida										
Vanderbilt										
at Purdue										
Villanova										
South Florida										
at Connecticut										
at Louisville										
West Virginia										
Providence										
at Syracuse										
at Rutgers										
Pittsburgh										
at Cincinnati										
DePaul										
at St. John's										
at Georgetown										
Marquette										
at Seton Hall										
Connecticut										
* - game started										

Career Highs

Points

19 vs. Rutgers (1/27/09)

Rebounds

8, twice (MR: vs. E. Michigan, 12/2/09)

Assists

6 vs. Ark.-Pine Bluff (11/15/09)

Field Goals

7, twice (MR: vs. Louisville, 2/11/09)

Field Goal Attempts

11, twice (MR: vs. Louisville, 2/11/09)

3-Point Field Goals

1, twice (MR: vs. Iona, 11/22/09)

3-Point Field Goal Attempts

2, four times (MR: vs. S. Carolina, 11/27/09)

Free Throws

6 at DePaul (1/6/09)

Free Throw Attempts

8, twice (MR: at DePaul, 1/6/09)

Steals

5, twice (MR: vs. Iona, 11/22/09)

Blocked Shots

1, six times (MR: vs. Oklahoma, 11/28/09)

Minutes Played

33 at Eastern Michigan (12/2/08)

Miscellaneous

Double-doubles0
 Double-figure scoring games ..10
 20-point games.....0
 Double-figure rebound games...0
 5-assist games2
 5-steal games.....2

Novosel's Career Statistics — All Games

Season	GP-GS	Min.-Avg.	FG-FGA	Pct.	3FG-3FGA	Pct.	FT-FTA	Pct.	Off	Def	Reb	Avg.	PF-DQ	A	T	B	S	Pts	Avg.
2008-09	31-0	638-20.6	74-150	.493	1-10	.100	65-90	.722	44	45	89	2.9	57-0	47	60	3	45	214	6.9
2009-10	7-4	138-19.7	15-37	.405	2-7	.286	12-18	.667	7	16	23	3.3	15-0	16	15	3	15	44	6.3
TOTALS	38-4	776-20.4	89-187	.476	3-17	.176	77-108	.713	51	61	112	2.9	72-0	63	75	6	60	258	6.8

Novosel's Career Statistics — BIG EAST Games

Season	GP-GS	Min.-Avg.	FG-FGA	Pct.	3FG-3FGA	Pct.	FT-FTA	Pct.	Off	Def	Reb	Avg.	PF-DQ	A	T	B	S	Pts	Avg.
2008-09	16-0	341-12.3	42-85	.494	0-1	.000	34-48	.708	22	22	44	2.8	34-0	28	30	2	29	118	7.4
TOTALS	16-0	341-12.3	42-85	.494	0-1	.000	34-48	.708	22	22	44	2.8	34-0	28	30	2	29	118	7.4

#22 Brittany Mallory

Guard • 5-10 • Jr.-1V • Baltimore, Md. (McDonogh School)



Did You Know?

- ◆ Nickname is “Chip”, which she gained during summer school prior to her freshman year — its origin is a bit fuzzy and depends on which of her teammates you’re talking to.
- ◆ Earned certificate of merit for participation in Notre Dame’s Rosenthal Leadership Institute during the 2007-08 academic year.
- ◆ One of seven Irish basketball players who also competed in another sport in high school — was a two-time honorable mention All-America lacrosse midfielder and was named to the 2006 high school All-Tewaaraton Team; in fact, she was actively recruited by several Division I schools to play lacrosse, but chose to focus solely on basketball at Notre Dame.

2009-10 Highlights

- ◆ Enjoying best season of career thus far with personal bests of 8.7 points and 3.9 rebounds per game ... also fourth on team with .318 three-point percentage.
- ◆ Could make solid argument for her inclusion on Paradise Jam Island Division All-Tournament Team after averaging 10.7 ppg., 4.0 rpg., with .500 FG% (11-22).
- ◆ Played season-best 26 minutes off bench vs #20/17 Oklahoma at Paradise Jam and responded by season-high-tying 15 points, career-high-tying seven rebounds, and season-best five assists.
- ◆ Tallied season-high 15 points (4-5 FG, 1-2 3FG, career-high 6-8 FT) vs. #23/24 San Diego State at Paradise Jam ... made 5-6 FT in final 43 seconds to secure victory.
- ◆ Piled up nine points, four rebounds (three offensive), three assists and two steals vs. Iona.
- ◆ Saw first official action since December 2008 injury (torn ACL - left knee) with 19 minutes off bench in season opener vs. Arkansas-Pine Bluff, stuffing stat sheet with 10 points, six rebounds and career-high six steals.

Mallory Game-by-Game

2009-10	MP	FG	3FG	FT	O-R	A	T	B	S	Pts
Ark.-Pine Bluff.....	19	4-7	2-4	0-0	2-6	3	2	1	6	10
at Michigan St.....	17	2-6	1-3	0-0	1-2	1	4	0	1	5
Iona.....	15	4-6	1-2	0-0	3-4	3	1	0	2	9
vs. San Diego St.....	21	4-5	1-2	6-8	1-2	1	2	0	0	15
vs. South Carolina.....	20	1-5	0-3	0-0	0-3	0	3	0	1	2
vs. Oklahoma.....	26	6-12	1-3	2-3	3-7	5	1	0	0	15
Eastern Michigan.....	19	2-9	1-5	0-0	0-3	2	1	0	0	5
IPFW										
Valparaiso										
Charlotte										
at Central Florida										
Vanderbilt										
at Purdue										
Villanova										
South Florida										
at Connecticut										
at Louisville										
West Virginia										
Providence										
at Syracuse										
at Rutgers										
Pittsburgh										
at Cincinnati										
DePaul										
at St. John's										
at Georgetown										
Marquette										
at Seton Hall										
Connecticut										
* - game started										

Career Highs

Points

19 vs. Ga. Southern (11/25/08)

Rebounds

7, three times (MR: vs. Oklahoma, 11/28/09)

Assists

6 vs. Evansville (11/19/08)

Field Goals

7 vs. Ga. Southern (11/25/08)

Field Goal Attempts

12, twice (MR: vs. Oklahoma, 11/28/09)

3-Point Field Goals

4 vs. South Florida (2/27/08)

3-Point Field Goal Attempts

8 at St. John's (3/3/08)

Free Throws

6, twice (MR: vs. SDSU, 11/26/09)

Free Throw Attempts

8 vs. San Diego St. (11/26/09)

Steals

6 vs. Ark.-Pine Bluff (11/15/09)

Blocked Shots

1, four times (MR: vs. UAPB, 11/15/09)

Minutes Played

34 at Michigan (12/10/08)

Miscellaneous

Double-doubles	0
Double-figure scoring games ..	12
20-point games.....	0
Double-figure rebound games...	0
5-assist games	2
5-steal games.....	1

Mallory's Career Statistics — All Games

Season	GP-GS	Min.-Avg.	FG-FGA	Pct.	3FG-3FGA	Pct.	FT-FTA	Pct.	Off	Def	Reb	Avg.	PF-DQ	A	T	B	S	Pts	Avg.
2007-08	33-0	533-16.2	64-187	.342	34-122	.279	46-57	.807	26	46	72	2.2	52-0	29	36	3	42	208	6.3
2008-09	7-3	154-22.0	21-45	.467	7-20	.350	8-13	.615	5	18	23	3.3	15-0	20	9	1	11	57	8.1
2009-10	7-0	137-19.6	23-50	.460	7-22	.318	8-11	.727	10	17	27	3.9	16-0	15	14	1	10	61	8.7
TOTALS	47-3	824-17.5	108-282	.383	48-164	.293	62-81	.765	41	81	122	2.6	83-0	64	59	5	63	326	6.9

Mallory's Career Statistics — BIG EAST Games

Season	GP-GS	Min.-Avg.	FG-FGA	Pct.	3FG-3FGA	Pct.	FT-FTA	Pct.	Off	Def	Reb	Avg.	PF-DQ	A	T	B	S	Pts	Avg.
2007-08	16-0	246-15.4	30-73	.411	21-55	.382	24-30	.800	9	15	24	1.5	24-0	14	20	2	16	105	6.6
2008-09	Did not play (injured)																		
TOTALS	16-0	246-15.4	30-73	.411	21-55	.382	24-30	.800	9	15	24	1.5	24-0	14	20	2	16	105	6.6

#23 Melissa Lechlitner

Guard • 5-7 • Sr.-3V • Mishawaka, Ind. (South Bend St. Joseph's HS)



Awards/Honors

- ◆ Paradise Jam Island Division All-Tournament Team

Did You Know?

- ◆ One of three team captains this year, along with Ashley Barlow and Lindsay Schrader. All three (who were selected through a vote of their teammates) also were captains last season, marking the first time in the program's 33-year history that the same players have held the captain's title in consecutive seasons.
- ◆ Exceptional student-athlete and Academic All-America candidate with 3.353 cumulative GPA as psychology major in Notre Dame's College of Arts and Letters; earned dean's list honors in spring 2007 with 3.75 semester GPA.
- ◆ Has missed just one game in her college career (Jan. 2, 2007 - ankle injury).
- ◆ Dished out 300th career assist in Dec. 2 win over Eastern Michigan (needs 23 assists to move into top 10 all-time at Notre Dame).

2009-10 Highlights

- ◆ Averaging team-high 3.9 assists per game with 1.35 assist/turnover ratio ... also second on team with .375 three-point percentage.
- ◆ Earned first career all-tournament honor at Paradise Jam with 9.3 ppg. and 3.7 apg. at event.
- ◆ Steady hand down stretch in win over #20/17 Oklahoma at Paradise Jam, playing turnover-free ball in second half.
- ◆ Chalked up season-best 15 points (6-12 FG, 2-4 3FG) in win over South Carolina at Paradise Jam.
- ◆ Played in 100th career game in win over #23/24 San Diego State at Paradise Jam, logging eight points and season-high-tying six assists in season-high 35 minutes.
- ◆ Scored seven points and added four assists in win over Iona.

Lechlitner Game-by-Game

2009-10	MP	FG	3FG	FT	O-R	A	T	B	S	Pts
Ark.-Pine Bluff*	23	0-6	0-1	0-0	2-4	6	2	0	3	0
at Michigan St.*	34	2-9	1-3	2-2	0-3	2	0	0	2	7
Iona*	27	3-7	1-3	0-0	0-2	4	2	0	1	7
vs. San Diego St.*	35	3-6	0-1	2-4	0-4	6	4	0	1	8
vs. South Carolina*	28	6-12	2-4	1-2	0-1	1	1	0	1	15
vs. Oklahoma*	33	2-8	1-3	0-0	1-1	4	5	0	1	5
Eastern Michigan*	30	2-9	1-1	3-4	0-0	4	6	0	2	8
IPFW										
Valparaiso										
Charlotte										
at Central Florida										
Vanderbilt										
at Purdue										
Villanova										
South Florida										
at Connecticut										
at Louisville										
West Virginia										
Providence										
at Syracuse										
at Rutgers										
Pittsburgh										
at Cincinnati										
DePaul										
at St. John's										
at Georgetown										
Marquette										
at Seton Hall										
Connecticut										
* - game started										

- ◆ Turnover-free 34 minutes to go along with seven points at #21 Michigan State.
- ◆ Managed game well in season-opening start vs. Arkansas-Pine Bluff, dishing out game-high six assists and adding three steals.

Career Highs

Points

19 vs. Purdue (12/7/08)

Rebounds

8 vs. Cincinnati (1/31/09)

Assists

9 vs. St. John's (1/16/07)

Field Goals

7, three times (MR: at Valparaiso, 12/13/08)

Field Goal Attempts

19 at Marquette (1/13/09)

3-Point Field Goals

3, twice (MR: vs. Syracuse, 1/20/07)

3-Point Field Goal Attempts

7 vs. St. John's (1/16/07)

Free Throws

8 at Providence (2/17/07)

Free Throw Attempts

9 at Providence (2/17/07)

Steals

4, twice (MR: vs. WKU, 11/13/07)

Blocked Shots

2 vs. Marquette (2/13/08)

Minutes Played

40, twice (MR: vs. St. John's, 1/17/09)

Miscellaneous

Double-doubles	0
Double-figure scoring games ..	34
20-point games	0
Double-figure rebound games ..	0
5-assist games	20
5-steal games	1

Lechlitner's Career Statistics — All Games

Season	GP-GS	Min.-Avg.	FG-FGA	Pct.	3FG-3FGA	Pct.	FT-FTA	Pct.	Off	Def	Reb	Avg.	PF-DQ	A	T	B	S	Pts	Avg.
2006-07	31-0	744-24.0	68-198	.343	12-61	.197	47-62	.758	14	49	63	2.0	41-1	83	61	1	40	195	6.3
2007-08	34-1	753-22.1	71-201	.353	8-37	.216	36-47	.766	14	53	67	2.0	40-0	87	68	3	36	186	5.5
2008-09	31-31	1033-33.3	124-323	.384	22-65	.338	60-73	.822	17	64	81	2.6	55-0	106	77	2	38	330	10.6
2009-10	7-7	210-30.0	18-57	.316	6-16	.375	8-12	.667	3	12	15	2.1	10-0	27	20	0	11	50	7.1
TOTALS	103-39	2740-26.6	281-779	.361	48-179	.268	151-194	.778	48	178	226	2.2	146-1	303	226	6	125	761	7.4

Lechlitner's Career Statistics — BIG EAST Games

Season	GP-GS	Min.-Avg.	FG-FGA	Pct.	3FG-3FGA	Pct.	FT-FTA	Pct.	Off	Def	Reb	Avg.	PF-DQ	A	T	B	S	Pts	Avg.
2006-07	15-0	389-25.9	46-114	.404	5-33	.152	22-30	.733	9	22	31	2.1	15-0	48	31	1	18	119	7.9
2007-08	16-1	361-22.6	37-105	.352	2-13	.154	18-23	.783	9	31	40	2.5	18-0	43	30	3	16	94	5.9
2008-09	16-16	551-34.4	58-168	.345	10-39	.256	38-46	.826	8	43	51	3.2	32-0	66	41	0	21	164	10.3
TOTALS	47-17	1301-27.7	141-387	.364	17-85	.200	78-99	.788	26	96	122	2.6	65-0	157	102	4	55	377	8.0

#24 Lindsay Schrader

Guard • 6-0 • 5th Yr. Sr.-3V • Bartlett, Ill. (Bartlett HS)



Awards/Honors

- ◆ BIG EAST Preseason All-Conference Team
- ◆ BIG EAST Weekly Honor Roll (Dec. 7)

Did You Know?

- ◆ One of three team captains this year, along with Ashley Barlow and Melissa Lechlitner. All three (who were selected through a vote of their teammates) also were captains last season, marking the first time in the program's 33-year history that the same players have held the captain's title in consecutive seasons.
- ◆ Returns for fifth year of eligibility, granted by Notre Dame's Faculty Board on Athletics, after she missed 2006-07 season with torn ACL in right knee (suffered on fourth day of preseason practice).
- ◆ Future career plans include either becoming a college athletic director or opening a restaurant with her sister, Kristina.
- ◆ Needs two starts to become 12th player in program history to start 100 games in her career ... has not missed a game in college career (102 consecutive appearances and counting).
- ◆ Ranks among top 10 in school history for career minutes per game (29.0 - 7th) and double-doubles by a guard (12 - tied/1st) ... also stands 21st at Notre Dame with 1,136 career points.

2009-10 Highlights

- ◆ Leads team in rebounding (7.1 rpg.), second in scoring (tied-11.3 ppg.) and third in field goal percentage (career-high .530).
- ◆ Tied for team-high scoring honors vs. Eastern Michigan with 15 points while also adding seven rebounds.
- ◆ Slammed the door on comeback try by #20/17 Oklahoma at Paradise Jam with all 11 of her points and five of six rebounds in second half.
- ◆ Posted season-high 16 points and team-best seven rebounds in win over #23/24 San Diego State at Paradise Jam.
- ◆ Snared team-high nine rebounds and shared

Schrader Game-by-Game

2009-10	MP	FG	3FG	FT	O-R	A	T	B	S	Pts
Ark.-Pine Bluff*	21	5-7	0-0	1-5	1-2	2	2	0	1	11
at Michigan St.*	34	6-14	0-0	0-1	4-14	1	4	1	1	12
Iona*	19	3-6	0-0	0-1	3-9	4	3	0	0	6
vs. San Diego St.*	32	7-12	0-1	2-3	4-7	1	3	0	1	16
vs. South Carolina*	23	4-7	0-0	0-3	1-5	2	0	0	1	8
vs. Oklahoma*	27	3-7	0-0	5-8	3-6	0	0	0	1	11
Eastern Michigan*	33	7-13	0-0	1-2	1-7	1	3	0	0	15
IPFW										
Valparaiso										
Charlotte										
at Central Florida										
Vanderbilt										
at Purdue										
Villanova										
South Florida										
at Connecticut										
at Louisville										
West Virginia										
Providence										
at Syracuse										
at Rutgers										
Pittsburgh										
at Cincinnati										
DePaul										
at St. John's										
at Georgetown										
Marquette										
at Seton Hall										
Connecticut										

* - game started

game-high honors with four assists vs. Iona.

- ◆ Posted first double-double of season at #21 Michigan State with 12 points and 14 rebounds.
- ◆ Tossed in 11 points (5-7 FG) in opening night victory over Arkansas-Pine Bluff.

Career Highs

Points

29 vs. Boston College (3/19/06)

Rebounds

15 vs. Cincinnati (1/31/09)

Assists

6 vs. Connecticut (1/27/08)

Field Goals

12 vs. Boston College (3/19/06)

Field Goal Attempts

23 vs. Boston College (3/19/06)

3-Point Field Goals

1, six times (MR: at Charlotte, 12/28/08)

3-Point Field Goal Attempts

2 at Rutgers (1/24/06)

Free Throws

6, three times (MR: vs. DePaul, 2/8/09)

Free Throw Attempts

10 at Syracuse (1/31/06)

Steals

4 vs. Marquette (2/13/08)

Blocked Shots

3 vs. Connecticut (3/5/06)

Minutes Played

40, twice (MR: at Bowling Green, 12/5/07)

Miscellaneous

Double-doubles	12
Double-figure scoring games	61
20-point games	6
Double-figure rebound games	16
5-assist games	7
5-steal games	0

Schrader's Career Statistics — All Games

Season	GP-GS	Min.-Avg.	FG-FGA	Pct.	3FG-3FGA	Pct.	FT-FTA	Pct.	Off	Def	Reb	Avg.	PF-DQ	A	T	B	S	Pts	Avg.
2005-06	30-27	858-28.6	127-287	.443	4-7	.571	58-111	.523	36	126	162	5.4	55-1	52	57	11	33	316	10.5
2006-07	Did not play (injured)																		
2007-08	34-33	955-28.1	148-322	.460	1-2	.500	52-80	.650	71	139	210	6.2	44-1	73	63	4	54	349	10.3
2008-09	31-31	958-30.9	165-356	.463	1-3	.333	61-91	.670	63	165	228	7.4	45-1	67	72	14	43	392	12.6
2009-10	7-7	189-27.0	35-66	.530	0-1	.000	9-23	.391	17	33	50	7.1	10-0	11	15	1	5	79	11.3
TOTALS	102-98	2960-29.0	475-1031	.461	6-13	.462	180-305	.590	187	463	650	6.4	154-3	203	207	30	135	1136	11.1

Schrader's Career Statistics — BIG EAST Games

Season	GP-GS	Min.-Avg.	FG-FGA	Pct.	3FG-3FGA	Pct.	FT-FTA	Pct.	Off	Def	Reb	Avg.	PF-DQ	A	T	B	S	Pts	Avg.
2005-06	16-13	442-27.6	63-151	.417	2-5	.400	34-60	.567	19	64	83	5.2	25-0	28	27	5	16	162	10.1
2006-07	Did not play (injured)																		
2007-08	16-15	458-28.6	70-141	.496	0-0	.000	29-39	.744	29	71	100	6.3	22-1	36	31	3	23	169	10.6
2008-09	16-16	508-31.8	85-193	.440	0-2	.000	34-52	.654	35	93	128	8.0	23-1	31	40	8	20	204	12.8
TOTALS	48-44	1408-29.3	218-485	.449	2-7	.286	97-151	.642	83	228	311	6.5	70-2	95	98	16	59	535	11.1

#32 Becca Bruszewski

Forward • 6-1 • Jr.-2V • Valparaiso, Ind. (Wheeler HS)



Did You Know?

- Last name is pronounced “broo-SHEFF-skee” ... nickname is “Bruiser”, due to her fearless, physical style of play and her penchant for leaving teammates and opponents black and blue after a practice or game.
- One of seven Irish basketball players who also competed in another sport in high school — was a three-time all-state volleyball middle blocker, who still holds school records for career kills (2,042) and blocks (452), as well as single-season kills (657) and blocks (139).
- First Notre Dame women’s basketball player from northwest Indiana, hailing from same area of state as Irish men’s basketball All-America power forward Luke Harangody.

2009-10 Highlights

- Fourth on team in scoring (career-high 11.0 ppg.) and field goal percentage (.508), and third in rebounding (5.0 rpg.).
- Played only 22 minutes vs. Eastern Michigan due to foul trouble, but still scored 14 points (6-8 FG) and grabbed six rebounds.
- Snared game-high seven rebounds along with seven points in Paradise Jam victory over #20/17 Oklahoma.
- Posted first career “point-a-minute” game vs. South Carolina with 11 points in 11 minutes.
- Got Irish off and running in win over Iona, scoring 11 of her 14 points in first half.
- Led the way in season opener vs. Arkansas-Pine Bluff, recording second career double-double (19p/10r) in just 22 minutes ... also scored 500th career point in contest.

Bruszewski Game-by-Game

2009-10	MP	FG	3FG	FT	O-R	A	T	B	S	Pts
Ark.-Pine Bluff*	22	8-14	0-1	3-4	6-10	2	1	0	0	19
at Michigan St.*	21	2-10	0-3	1-2	2-5	1	3	0	0	5
Iona*	21	4-6	2-2	4-6	3-3	1	3	0	1	14
vs. San Diego St.*	16	3-5	0-1	1-3	0-0	1	1	0	2	7
vs. South Carolina*	11	5-9	0-1	1-1	3-4	0	3	1	0	11
vs. Oklahoma*	20	3-9	1-3	0-0	1-7	1	2	0	1	7
Eastern Michigan*	22	6-8	1-2	1-3	1-6	1	1	2	1	14
IPFW										
Valparaiso										
Charlotte										
at Central Florida										
Vanderbilt										
at Purdue										
Villanova										
South Florida										
at Connecticut										
at Louisville										
West Virginia										
Providence										
at Syracuse										
at Rutgers										
Pittsburgh										
at Cincinnati										
DePaul										
at St. John's										
at Georgetown										
Marquette										
at Seton Hall										
Connecticut										
* - game started										

Career Highs

Points
20, twice (MR: vs. Syracuse, 2/24/09)

Rebounds
12 vs. DePaul (2/8/09)

Assists
4, four times (MR: vs. Minnesota, 3/22/09)

Field Goals
9 at Boston College (11/23/08)

Field Goal Attempts
15 vs. Tennessee (3/30/08)

3-Point Field Goals
2, seven times (MR: vs. Iona, 11/22/09)

3-Point Field Goal Attempts
6 vs. Minnesota (3/22/09)

Free Throws
8 at South Florida (2/17/09)

Free Throw Attempts
12 vs. Syracuse (2/24/09)

Steals
4 vs. Evansville (11/19/08)

Blocked Shots
3 at Pittsburgh (2/3/09)

Minutes Played
37 at Providence (2/28/09)

Miscellaneous

Double-doubles	2
Double-figure scoring games	27
20-point games	2
Double-figure rebound games	2
5-assist games	0
5-steal games	0

Bruszewski's Career Statistics — All Games


Season	GP-GS	Min.-Avg.	FG-FGA	Pct.	3FG-3FGA	Pct.	FT-FTA	Pct.	Off	Def	Reb	Avg.	PF-DQ	A	T	B	S	Pts	Avg.
2007-08	32-0	423-13.2	58-104	.558	1-2	.500	42-54	.778	37	43	80	2.5	58-0	13	31	10	16	159	5.0
2008-09	31-31	842-27.2	132-271	.487	21-56	.375	48-71	.676	31	125	156	5.0	88-2	52	53	15	33	333	10.7
2009-10	7-7	133-19.0	31-61	.508	4-13	.308	11-19	.579	16	19	35	5.0	18-1	7	14	3	5	77	11.0
TOTALS	70-38	1398-20.0	221-436	.507	26-71	.366	101-144	.701	84	187	271	3.9	164-3	72	98	28	54	569	8.1

Bruszewski's Career Statistics — BIG EAST Games

Season	GP-GS	Min.-Avg.	FG-FGA	Pct.	3FG-3FGA	Pct.	FT-FTA	Pct.	Off	Def	Reb	Avg.	PF-DQ	A	T	B	S	Pts	Avg.
2007-08	14-0	171-12.2	21-35	.600	1-2	.500	21-24	.875	14	18	32	2.3	26-0	5	12	5	4	64	4.6
2008-09	16-16	458-28.6	73-158	.462	12-34	.353	30-40	.750	17	70	87	5.4	46-0	24	20	9	15	188	11.8
TOTALS	30-16	629-21.0	94-193	.487	13-36	.361	51-64	.797	31	88	119	4.0	72-0	29	32	14	19	252	8.4

#44 Alena Christiansen

Guard • 5-7 • Sr.-SQ • Fort Lauderdale, Fla. (Cardinal Gibbons HS)



Did You Know?

- ◆ Walk-on who was added to roster midway through last season and has become a favorite of teammates and fans alike from the minute she first suited up for the Irish.
- ◆ Outstanding student-athlete with a 3.487 cumulative GPA as a marketing major in Notre Dame's Mendoza College of Business; also named to dean's list in spring 2009 with 3.75 semester GPA.

2009-10 Highlights

- ◆ Saw action in final three minutes of win over South Carolina at Paradise Jam.
- ◆ Made season debut vs. Iona, connecting on first field goal of her career, a three-pointer from the deep left corner in front of the Irish bench (and over a 6-3 post player) in final seconds ... posted new career highs for points (3), rebounds (tied-1), field goals made (1), field goals attempted (tied-1), three-pointers made (1), three-pointers attempted (tied-1) and minutes played (tied-5).

Christiansen Game-by-Game

2009-10	MP	FG	3FG	FT	O-R	A	T	B	S	Pts
Ark.-Pine Bluff	Did not play (injured)									
at Michigan St.	Did not play									
Iona	5	1-1	1-1	0-0	1-1	0	0	0	0	3
vs. San Diego St.	Did not play									
vs. South Carolina	3	0-1	0-1	0-0	0-0	0	0	0	0	0
vs. Oklahoma	Did not play									
Eastern Michigan	Did not play									
IPFW										
Valparaiso										
Charlotte										
at Central Florida										
Vanderbilt										
at Purdue										
Villanova										
South Florida										
at Connecticut										
at Louisville										
West Virginia										
Providence										
at Syracuse										
at Rutgers										
Pittsburgh										
at Cincinnati										
DePaul										
at St. John's										
at Georgetown										
Marquette										
at Seton Hall										
Connecticut										
* - game started										

Career Highs

Points

3 vs. Iona (11/22/09)

Rebounds

1, twice (MR: vs. Iona, 11/22/09)

Assists

None

Field Goals

1 vs. Iona (11/22/09)

Field Goal Attempts

1, four times (MR: vs. So. Carolina, 11/27/09)

3-Point Field Goals

1 vs. Iona (11/22/09)

3-Point Field Goal Attempts

1, three times (MR: vs. So. Carolina, 11/27/09)

Free Throws

2 vs. Georgetown (1/10/09)

Free Throw Attempts

4 vs. Loyola-Chicago (12/20/08)

Steals

1, twice (MR: vs. St. John's, 3/6/09)

Blocked Shots

None

Minutes Played

5, twice (MR: vs. Iona, 11/22/09)

Miscellaneous

Double-doubles0
 Double-figure scoring games0
 20-point games0
 Double-figure rebound games0
 5-assist games0
 5-steal games0

Christiansen's Career Statistics — All Games

Season	GP-GS	Min.-Avg.	FG-FGA	Pct.	3FG-3FGA	Pct.	FT-FTA	Pct.	Off	Def	Reb	Avg.	PF-DQ	A	T	B	S	Pts	Avg.
2008-09	6-0	9-1.5	0-2	.000	0-1	.000	3-6	.500	1	0	1	0.2	1-0	0	0	0	2	3	0.5
2009-10	2-0	8-4.0	1-2	.500	1-2	.500	0-0	.000	1	0	1	0.5	2-0	0	0	0	0	3	1.5
TOTALS	8-0	17-2.1	1-4	.250	1-3	.333	3-6	.500	2	0	2	0.3	3-0	0	0	0	2	6	0.8

Christiansen's Career Statistics — BIG EAST Games

Season	GP-GS	Min.-Avg.	FG-FGA	Pct.	3FG-3FGA	Pct.	FT-FTA	Pct.	Off	Def	Reb	Avg.	PF-DQ	A	T	B	S	Pts	Avg.
2008-09	4-0	3-0.8	0-0	.000	0-0	.000	2-2	1.000	0	0	0	0.0	0-0	0	0	0	0	2	0.5
TOTALS	4-0	3-0.8	0-0	.000	0-0	.000	2-2	1.000	0	0	0	0.0	0-0	0	0	0	0	2	0.5

#52 Erica Williamson

Center • 6-4 • Sr.-3V • Charlotte, N.C. (South Mecklenburg HS)



Did You Know?

- ◆ Nickname is "E".
- ◆ President of Notre Dame's Student-Athlete Advisory Council (SAAC) for 2009-10 after serving as team's SAAC representative last year.
- ◆ Aiming for a career in sports broadcasting, and got started in that direction this past summer as intern in sports department at WSBT-TV (CBS affiliate) in South Bend.
- ◆ On target to graduate in December (one semester early) with her bachelor's degree in film, television & theater from Notre Dame's College of Arts and Letters (she posted a 3.533 semester GPA in the spring of 2009).

2009-10 Highlights

- ◆ Despite limited minutes (mandated by rehab from preseason ankle injury), leads team in field goal percentage (.625) and is second in blocks (0.5 bpg.).
- ◆ Did not play vs. Eastern Michigan, only the second game she has missed in her college career (Nov. 19, 2006 vs. Western Michigan - knee injury).
- ◆ Had four points and two assists in Paradise Jam win over South Carolina.
- ◆ Played in 100th career game in victory over #23/24 San Diego State at Paradise Jam.
- ◆ Added four points and a steal vs. Iona.
- ◆ Contributed 12 quality minutes off bench at #21 Michigan State, recording pair of blocks.
- ◆ Played final eight minutes in season opener vs. Arkansas-Pine Bluff, piling up 10 points and five rebounds ... would have been first "point-a-minute" game of career, but minimum 10 minutes needed.

Williamson Game-by-Game

2009-10	MP	FG	3FG	FT	O-R	A	T	B	S	Pts
Ark.-Pine Bluff.....	8	4-6	0-0	2-4	2-5	0	0	0	0	10
at Michigan St.....	12	2-3	0-0	0-0	0-1	0	0	2	0	4
Iona.....	10	2-3	0-0	0-0	0-1	0	0	0	1	4
vs. San Diego St.....	13	1-2	0-0	0-0	0-2	1	0	0	0	2
vs. South Carolina.....	15	1-2	0-0	2-4	0-1	2	0	1	0	4
vs. Oklahoma.....	3	0-0	0-0	0-0	0-0	0	2	0	0	0
Eastern Michigan.....	Did not play									
IPFW										
Valparaiso										
Charlotte										
at Central Florida										
Vanderbilt										
at Purdue										
Villanova										
South Florida										
at Connecticut										
at Louisville										
West Virginia										
Providence										
at Syracuse										
at Rutgers										
Pittsburgh										
at Cincinnati										
DePaul										
at St. John's										
at Georgetown										
Marquette										
at Seton Hall										
Connecticut										
* - game started										

Career Highs

- Points**
21 vs. Georgetown (1/10/09)
- Rebounds**
18 at South Florida (1/13/07)
- Assists**
3 vs. South Florida (2/27/08)
- Field Goals**
9 at DePaul (1/6/09)
- Field Goal Attempts**
12 at Rutgers (2/19/08)
- 3-Point Field Goals**
None
- 3-Point Field Goal Attempts**
None
- Free Throws**
8 at Syracuse (2/16/08)
- Free Throw Attempts**
12 at Syracuse (2/16/08)
- Steals**
3 at Syracuse (2/16/08)
- Blocked Shots**
5, twice (MR: vs. Syracuse, 2/24/09)
- Minutes Played**
36 vs. Oklahoma (3/25/08)
- Miscellaneous**
 - Double-doubles4
 - Double-figure scoring games ..19
 - 20-point games.....2
 - Double-figure rebound games....6
 - 5-block games2

Williamson's Career Statistics — All Games

Season	GP-GS	Min.-Avg.	FG-FGA	Pct.	3FG-3FGA	Pct.	FT-FTA	Pct.	Off	Def	Reb	Avg.	PF-DQ	A	T	B	S	Pts	Avg.
2006-07	31-0	516-16.6	64-137	.467	0-0	.000	61-95	.642	59	104	163	5.3	79-1	12	40	39	18	189	6.1
2007-08	34-21	569-16.7	74-158	.468	0-0	.000	71-104	.683	75	75	150	4.4	65-0	20	34	38	13	219	6.4
2008-09	31-30	511-16.5	63-137	.460	0-0	.000	50-66	.758	47	87	134	4.3	56-0	21	33	29	14	176	5.7
2009-10	6-0	61-10.2	10-16	.625	0-0	.000	4-8	.500	2	8	10	1.7	12-0	3	2	3	1	24	4.0
TOTALS	102-51	1657-16.2	211-448	.471	0-0	.000	186-273	.681	183	274	457	4.5	212-1	56	109	109	46	608	6.0

Williamson's Career Statistics — BIG EAST Games

Season	GP-GS	Min.-Avg.	FG-FGA	Pct.	3FG-3FGA	Pct.	FT-FTA	Pct.	Off	Def	Reb	Avg.	PF-DQ	A	T	B	S	Pts	Avg.
2006-07	16-0	277-17.3	30-71	.423	0-0	.000	33-48	.688	30	59	89	5.6	40-1	8	18	18	10	93	5.8
2007-08	16-13	312-19.5	37-82	.451	0-0	.000	49-70	.700	43	41	84	5.3	30-0	13	18	21	10	123	7.7
2008-09	16-16	289-18.1	45-77	.584	0-0	.000	27-37	.730	24	44	68	4.3	30-0	15	18	17	9	117	7.3
TOTALS	48-29	878-18.3	112-230	.487	0-0	.000	109-155	.703	97	144	241	5.0	100-1	36	54	56	29	333	6.9