

2005-06 NOTRE DAME MEN'S BASKETBALL



Notre Dame Fighting Irish (2-0, 0-0)

vs.

North Carolina State Wolfpack (4-0, 0-0)



Saturday, November 26, 2005 • 7:00 p.m. (EST)

Conseco Fieldhouse (18,345) • Indianapolis, Ind.

2005-06 Notre Dame Men's Basketball (2-0, 0-0)

NOVEMBER

3	Thur.	LEWIS (Exhibition)	W, 59-40
11	Fri.	Quincy (Exhibition)	W, 80-53
20	Sun.	LAFAYETTE	W, 84-66
22	Tue.	HOFSTRA	W, 69-50
26	Sat.	vs. North Carolina State!	7:00 p.m. (EST)

DECEMBER

3	Sat.	MICHIGAN (ESPN2)	2:00 p.m. (EST)
7	Wed.	at Alabama (ESPN)	7:00 p.m. (EST)/6:00 p.m. (CST)
10	Sat.	FLORIDA INTERNATIONAL	7:00 p.m. (EST)
18	Sun.	at IPFW	6:00 p.m. (EST)
21	Wed.	NIAGARA	7:00 p.m. (EST)
23	Fri.	COLUMBIA	7:00 p.m. (EST)
28	Wed.	FORDHAM	7:00 p.m. (EST)
30	Fri.	WOFFORD	7:00 p.m. (EST)

JANUARY

4	Wed.	at Pittsburgh *	8:00 p.m. (EST)
7	Sat.	at DePaul *	2:00 p.m. (EST)/1:00 p.m. (CST)
11	Wed.	SYRACUSE * (ESPN2)	7:00 p.m. (EST)
14	Sat.	PROVIDENCE * (ESPNU)	6:00 p.m. (EST)
20	Fri.	at Marquette * (ESPNU)	9:00 p.m. (EST)/8:00 p.m. (CST)
24	Tue.	GEORGETOWN * (ESPNU)	7:00 p.m. (EST)
28	Sat.	VILLANOVA * (ESPN2)	7:00 p.m. (EST)

FEBRUARY

1	Wed.	at West Virginia * (ESPN)	7:00 p.m. (EST)
4	Sat.	at Louisville * (ESPN)	12:00 p.m. (EST)
8	Wed.	RUTGERS * (ESPN Classic)	7:30 p.m. (EST)
15	Wed.	SOUTH FLORIDA *	7:30 p.m. (EST)
18	Sat.	at Seton Hall *	7:30 p.m. (EST)
21	Tue.	at Connecticut *	7:00 p.m. (EST)
25	Sat.	MARQUETTE * (ESPNU)	6:00 p.m. (EST)

MARCH

1	Wed.	at Providence * (ESPN)	7:30 p.m. (EST)
4	Sat.	DEPAUL * (ESPN)	4:00 p.m. (EST)
8-11	Wed.-Sat.	BIG EAST Championship (Madison Square Garden)	TBA
16-19	Thur.-Sun.	NCAA First and Second Rounds	
23-26	Thur.-Sun.	NCAA Regional	

APRIL

1 & 3	Sat. & Mon.	NCAA Final Four (RCA Dome - Indianapolis, Ind.)	7:30 p.m. (EST)
-------	-------------	--	-----------------

* - indicates BIG EAST game

! - John R. Wooden Tradition (Conseco Fieldhouse - Indianapolis, Ind.)

() - indicates Associated Press and ESPN/USA Today rankings at time of game

Broadcast Information

Television: FSN — Ron Thulin (play-by-play analyst) and Mike Gminski (color analyst) and HDNT — Kenny Rice (play-by-play analyst), Quinn Buckner (color analyst) and Kandace Krueger (sideline). FSN includes regional distribution on FSN Chicago, FSN Midwest, FSN South, FSN New York, FSN New England, FSN Pittsburgh, FSN West, FSN Arizona, FSN Bay Area, FSN North, FSN Northwest, FSN Rocky Mountain, SunSports and CSN Philadelphia.

Radio: Jack Lorri (play-by-play) and Jack Nolan (color analyst) Notre Dame Sports Properties originates the Notre Dame Radio Network which includes: ESPN Radio in Chicago (Chicago land area and Midwest); WZOW 97.7 FM and 102.3 FM in South Bend, Ind.; ESPN 950 AM in Indianapolis, Ind.; WGL 1250 AM in Fort Wayne, Ind. and Northeast, Ind.; WLUV 96.7 AM in Rockford and DeKalb, Ill. and Beloit and Janesville, Wis.; WEFM 95.9 FM in Michigan City and Gary, Ind.; ESPN (WRSW) 1480 AM in Warsaw, Ind.; WAMW 107.9 FM and 1580 AM in Washington, Ind.; and www.und.com.

Real-Time Stats: Live in-game statistics are available for all home games, via the Notre Dame athletic website (www.und.com).

Tonight's Game:

Notre Dame meets North Carolina State in the second game of the John R. Wooden Tradition ... The Irish are making their second appearance in the Wooden Tradition ... In Brey's first season (2000-01 campaign), Notre Dame knocked off No. 16/13 Cincinnati 69-51 which gave the then first-year head coach his first-ever win over a ranked opponent ... The 2005-06 Irish are looking to start the season 3-0 for the second straight year ... Notre Dame is playing a school from the Atlantic Coast Conference for the first time since facing the then defending national champion Maryland Terrapins in opening round action of the BB&T Classic in Washington, D.C. on Dec. 2, 2002 (a 79-67 Irish victory) ... This evening's contest is the third game in six days for the Irish who will have a week off before playing host to Michigan on Sat., Dec. 3 at the Joyce Center ... Notre Dame is coming off of a 69-50 victory over Hofstra on Tuesday night ... Trailing 33-29 at the break, Notre Dame outscored the Pride 40-17 in the second half ... The Irish held Hofstra to just 22.6 percent shooting from the field, while the Irish connected on 52.2 percent of its shots (12-23) in the final 20-minute stanza ... Notre Dame was led by Colin Falls' 19 points with two other players scoring in double figures — Chris Quinn (16 points) and Torin Francis (11 points) ... Luke Zeller led the Irish with nine rebounds, while Rob Kurz and Francis each had seven boards.

Getting Out Of The Gate:

In the first five seasons under head coach Mike Brey, Notre Dame has won each of its first two games and has not suffered its first loss until after the second contest ... Irish teams have been 4-0 (2000-01), 7-0 (2001-02), 4-0 (2002-03), 2-0 (2003-04) and 3-0 (2004-05) to start the season before their first loss.

Irish Roll Under Brey In November:

Under head coach Mike Brey, the Irish are 22-1 (.955) all-time in games played during the month of November ... The lone November loss was to Creighton 80-75 in the championship game of the Guardians Classic on Nov. 26, 2002.

TODAY'S PROBABLE STARTING LINEUP

No.	Player	Pos	Ht.	Wt.	Yr.	2005-06 Statistics		
						PPG.	RPG	Notes
34	Torin Francis	F	6-11	252	Sr.	9.5	10.5	23 career double-doubles and 950 career points
31	Rob Kurz	F	6-9	238	So.	10.0	7.5	Career-best of 18 points and 8 rebounds vs. Lafayette
2	Chris Quinn	G	6-2	185	Sr.	15.5	3.5	972 career points in 96 career games played
15	Colin Falls	G	6-5	204	Jr.	17.0	0.5	140 career three-pointers
43	Russell Carter	G	6-4	223	Jr.	7.5	2.5	Dished out a career-high three assists vs. Hofstra

OFF THE BENCH

No.	Player	Pos	Ht.	Wt.	Yr.	2005-06 Statistics		
						PPG.	RPG	Notes
11	Rick Cornett	F	6-9	244	Sr.	7.0	3.0	10 points vs. Lafayette was fourth career game in double figures
23	Kyle McAlarney	G	6-1	200	Fr.	6.0	1.0	Played 17 minutes and scored five points vs. Hofstra
24	Chris Murphy	G	6-7	216	Sr.	0.0	0.5	Second year walk-on
33	Zach Hillesland	G	6-9	226	Fr.	0.0	0.5	Has seen action off the bench in both contests this season
35	Kieran Piller	G	6-2	190	Jr.	--	--	First-year walk-on
42	Ryan Ayers	G/F	6-8	203	Fr.	1.0	1.0	Played 12 minutes in season opener
40	Luke Zeller	F/C	6-11	240	Fr.	3.0	6.0	Ripped down a team-high nine rebounds in the win over Hofstra

Tonight's Storyline

... The 2005-06 campaign marks Notre Dame's 101st season of basketball and 11th as a member of the BIG EAST Conference.

... The Irish are looking for their second consecutive 3-0 start, and their fifth in the Mike Brey era.

... The Irish open up the season by playing eight of their first 11 games at home ... One of those games is a neutral site contest at Con-seco Fieldhouse (vs. North Carolina State) ... Notre Dame opens up BIG EAST conference play with two road games against Pittsburgh (Jan. 4) and DePaul (Jan. 7).

ESPN/USA Today (Week of Nov. 21)

		LW
1.	Duke	1
2.	Texas	2
3.	Connecticut	3
4.	Villanova	4
5.	Oklahoma	6
6.	Louisville	7
7.	Kentucky	9
8.	Gonzaga	8
9.	Arizona	10
10.	Boston College	11
11.	Memphis	12
12.	Michigan State	5
13.	West Virginia	14
14.	Florida	NR
15.	Illinois	17
16.	UCLA	19
17.	Syracuse	16
18.	Iowa	20
19.	Alabama	15
20.	Indiana	23
21.	George Washington	21
22.	Nevada	22
23.	Maryland	24
24.	Wake Forest	18
25.	Washington	NR

bold indicates games against 2005-06 opponents

Series Record vs. North Carolina State:

Notre Dame and North Carolina State will be meeting for the seventh time when the two teams square off in the second game of the John R. Wooden Tradition ... The Irish lead the series 4-2 ... The two schools last met on Feb. 12, 1983 in Raleigh, N.C. as Notre Dame earned a 43-42 victory ... The Wolfpack's last victory was a 62-42 decision at the Joyce Center on Feb. 13, 1982 ... Saturday's matchup will mark the first time the two schools have faced each other on a neutral court.

Notre Dame vs. Atlantic Coast Conference:

Notre Dame owns a 45-73 (.381) record all-time against teams that currently are members of the Atlantic Coast Conference.

Notre Dame At The Wooden Tradition:

Notre Dame is making its second appearance at the John R. Wooden Tradition ... In Mike Brey's first season, the 2000-01 campaign, the Irish defeated No. 16/13 Cincinnati 69-51 that gave Brey his first-ever win as a head coach over a ranked opponent ... In the contest, then junior forward Troy Murphy, who went on to earn first team consensus All-America honors finished with 30 points and seven rebounds, while teammate Ryan Humphrey posted his first double-double in an Irish uniform as he finished with 10 points and 12 rebounds ... David Graves also registered double figures as he finished with 17 points ... Notre Dame led 31-26 at the intermission, but broke open the game, outscoring the Bearcats 38-25 in the second half.



Conseco A Magical Place For Zeller:

Conseco Fieldhouse certainly has fond memories for Irish freshman Luke Zeller ... Last March in the Class 3A state championship game, Zeller connected on one of the most memorable shots in the history of Indiana high school basketball ... The 2005 Indiana Mr. Basketball's half-court shot as time expired lifted his Washington High School team to the 3A state title with a 76-74 victory over Plymouth ... Zeller finished the game with 27 points, nine rebounds and 11 assists.

Brey, Irish Find Success In Indy:

Under head coach Mike Brey, Notre Dame is 3-0 playing in Indianapolis ... In addition to the victory over Cincinnati in 2000, the Irish have played in the city on two other occasions ... Notre Dame won first

and second round NCAA tournament games in 2003 at the RCA Dome against Wisconsin-Milwaukee (70-69) and Illinois (68-60) to advance to the Sweet 16.

The Irish All-Time:

Notre Dame begins its 101st season of basketball and 11th as a member of the BIG EAST Conference ... In 100 seasons, Irish teams have posted a 1567-863 record for a .645 winning percentage ... In BIG EAST play, Notre Dame owns an 84-84 record all-time in conference regular-season play.

The Captains:

Guard Chris Quinn and forward Torin Francis have been named captains for the 2005-06 season, marking the second straight year that the two have served as captains. The duo becomes the 11th and 12th players to serve as two-time captains.

Michigan Start Time Moved:

Due to a change in ESPN programming, the Notre Dame-Michigan game has been moved to a 2:00 p.m. (EST) start ... The contest, which will still air on ESPN2, was originally scheduled for a noon EST tip off.

Postseason Trend:

Since 2000, Notre Dame has appeared in either the NCAA or NIT tournaments each of the last six years ... The Irish played in the 2000 NIT and then earned three consecutive NCAA tournament berths — 2001, '02 and '03 — followed by NIT appearances in '04 and '05 ... This is the longest stretch of postseason appearances for Irish teams since making six straight from 1983-90 — (NIT in 1983 and '84 and NCAA from 1995-90).

Home Sweet Home:

Since the inaugural season in 1968-69 at the Joyce Center, Notre Dame owns a 446-135 record all-time for a .768 winning percentage ... The Irish are 61-21 (.744) at the Joyce Center during Mike Brey's five seasons, and since the 1996-97 campaign, they own a 109-37 mark for a .747 winning percentage ... Notre Dame's 13-5 mark a year ago at home marked the seventh time in eight years that the Irish won 10 or more home games.

Associated Press (Preseason)

		LW
1.	Duke	1
2.	Texas	3
3.	Connecticut	2
4.	Villanova	4
5.	Oklahoma	6
6.	Louisville	8
7.	Kentucky	10
8.	Arizona	9
9.	Gonzaga	7
10.	Boston College	11
11.	Memphis	12
12.	Michigan State	5
13.	West Virginia	15
14.	Illinois	17
15.	Florida	NR
16.	UCLA	18
17.	Iowa	20
18.	Alabama	14
19.	Syracuse	16
20.	Maryland	21
21.	Indiana	22
22.	George Washington	24
23.	Iowa State	23
24.	Wake Forest	18
25.	Stanford	13

bold indicates games against 2005-06 opponents

20005-06 Preseason Coaches' Poll

	Pts.
1. Villanova (9)	215
2. Connecticut (7)	213
3. Louisville	192
4. Syracuse	181
5. West Virginia	175
6. Georgetown	152
7. Pittsburgh	130
8. NOTRE DAME	128
9. Cincinnati	127
10. St. John's	79
11. DePaul	76
12. Marquette	73
13. Providence	68
14. Rutgers	53
15. Seton Hall	35
16. South Florida	23

First-place votes in parentheses

2005-06 Preseason All-BIG EAST Team

Josh Boone, Connecticut
Rudy Gay Connecticut
Taqun Dean, Louisville
Carl Krauser, Pittsburgh
Daryll Hill, St. John's
Gerry McNamara, Syracuse
Randy Foye, Villanova
Allan Ray, Villanova
Curtis Sumpter, Villanova
Kevin Pittsnogle, West Virginia

2005-06 Preseason All-BIG EAST Honorable Mention

Erick Hicks, Cincinnati
Brandon Bowman, Georgetown
Jeff Green, Georgetown
Chris Quinn, Notre Dame

2005-06 Preseason BIG EAST Co-Players of the Year

Rudy Gay, Connecticut
Gerry McNamara, Syracuse

2005-06 Preseason BIG EAST Rookie of the Year

Eric Devendorf, Syracuse

Approaching 1,000:

Seniors Chris Quinn and Torin Francis are each less than 100 points away from becoming the 44th and 45th players in Notre Dame history to reach the 1000-point plateau ... Quinn has 972 career points in 96 career outings for a 10.1 scoring average, while Francis has scored 950 points in 85 career contests for an 11.2 average ... The last time two players from the same class scored 1,000 points was Notre Dame's Class of 2002 — Troy Murphy and David Graves ... Murphy had reached the 1,000-point mark in his sophomore season and finished his career with 2,011 points before leaving after his junior year for the NBA ... In 94 career games, he averaged 21.4 points per game ... Graves finished his career with 1,746 points and reached the 1,000-point mark in his junior year (2000-01), the same season that Murphy topped the 2,000-point mark.

Quinn and Francis Set To Join Elite Company:

Senior forward Torin Francis collected his 700th career rebound in the season opener versus Lafayette, and he currently stands 50 points shy of 1,000 in an Irish uniform ... The Boston, Mass., native is looking

to become just the 13th player in Notre Dame history to collect 1,000 career points and 700 career rebounds, joining this select company:

- Adrian Dantley (2,223 points, 843 rebounds)
- Pat Garrity (2,085 points, 776 rebounds)
- Troy Murphy (2,011 points, 924 rebounds)
- Tom Hawkins (1,820 points, 1,318 rebounds)
- Bob Arnzen (1,665 points, 944 rebounds)
- Bob Whitmore (1,580 points, 1,043 rebounds)
- LaPhonso Ellis (1,505 points, 1,075 rebounds)
- Collis Jones (1,367 points, 884 rebounds)
- Ron Reed (1,153 points, 872 rebounds)
- Gary Novak (1,103 points, 736 rebounds)
- Walt Sahn (1,077 points, 1,146 rebounds)
- Keith Robinson (1,073 points, 713 rebounds)

Francis' classmate Chris Quinn also hit a milestone in the season-opening win over Lafayette, dishing out his 250th career assist ... With 972 career points to his credit, the Dublin, Ohio, native is poised to become just the ninth player in Notre Dame history to score 1,000 points and hand out 250 assists, entering into this select company:

- Chris Thomas (2,195 points, 833 assists)
- David Rivers (2,058 points, 586 assists)
- Matt Carroll (1,850 points, 314 assists)
- David Graves (1,746 points, 340 assists)
- Elmer Bennett (1,488 points, 516 assists)
- John Paxson (1,366 points, 411 assists)
- Ryan Hoover (1,269 points, 264 assists)
- Rich Branning (1,232 points, 466 assists)

Two New Faces In Irish Starting Lineup:

When the starting five took the court for Notre Dame's season-opening game against Lafayette, two of the Irish players were relatively new additions to the starting lineup ... Junior guard Russell Carter made just his second career start, while sophomore Rob Kurz was in the starting lineup for the first time in his collegiate career ... In contrast, the other three Irish starters - senior guard Chris Quinn, senior forward Torin Francis and junior guard Colin Falls - carried 166 combined starts into the 2005-06 opener.

Tough Enough:

Notre Dame's 2005-06 schedule features five teams — Connecticut (2), Louisville (8), Alabama (14), West Virginia (15) and Syracuse (16) — ranked in the top 25 ... In addition, Notre Dame will take on eight teams that played in the 2005 NCAA Tournament — North Carolina State, Pittsburgh, Syracuse, Villanova, West Virginia, Louisville and Connecticut.

Irish Set For Three Repeat Games In BIG EAST Play:

Notre Dame will play DePaul, Marquette and Providence twice (both home and away) as part of its BIG EAST Conference regular-season 16-game slate during the 2005-06 campaign ... Playing under a straight divisional format with 16 teams this year, Notre Dame will play 10 opponents once, but will not face either Cincinnati or St. John's during the regular season.

Road Warriors:

In Mike Brey's five seasons, his Irish teams have compiled a road record of 43-33 (.566) ... That includes a 28-24 mark (.538) in true road games and a 15-9 (.625) record in neutral site contests.

Irish On The Road Under Brey:

	Away	Neutral	Overall
2004-05	4-6	0-1	4-7
2003-04	6-5	2-1	8-6
2002-03	4-5	6-2	10-7
2001-02	8-4	5-3	13-7
2000-01	6-4	2-2	8-6
Totals	28-24	15-9	43-33 (.538).....(.625).....(.566)

Series Record vs. North Carolina State

Notre Dame leads 4-2

Home: 1-2, Away: 3-0, Neutral: 0-0

Date	Site	Result	Score
2-21-78	Notre Dame, IN	W	79-59
2-7-79	Raleigh, NC	W	53-52
2-9-80	Notre Dame, IN	L	55-63
2-14-81	Raleigh, NC	W	71-55
2-13-82	Notre Dame, IN	L	42-62
2-12-83	Raleigh, NC	W	43-42

Scoring	Total	Average
Notre Dame	334	55.7
North Carolina St.	333	55.5

Current Win Streak: Notre Dame, 1 game

Brey vs. North Carolina State: 0-0

ND Biggest Win: 16 (71-55 on 2-14-81)

North Carolina St. Biggest Win: 20 (62-42 on 2-13-82)

ND Biggest Win Streak: 2 (1978-79)

North Carolina St. Biggest Win Streak: 1 (twice)

BIG EAST Road Warriors:

Over the past five seasons, four teams have compiled winning road records in BIG EAST league games ... Pittsburgh is the leader with a 24-16 mark, Connecticut and Syracuse at 22-18, while Notre Dame is 21-19.

"B" Is For BIG And BIG EAST:

With its membership of 16 teams, The BIG EAST Conference is the largest Division I conference in the nation ... The new additions are Cincinnati, DePaul, Louisville, Marquette and South Florida.

BIG EAST Distinction:

Notre Dame and Syracuse are the only two schools to post winning conference records in BIG EAST play each of the last five seasons ... Notre Dame has gone 11-5 (2000-01), 10-6 (2001-02), 10-6 (2002-03), 9-7 (2003-04) and 9-7 (2004-05), while Syracuse has posted marks of 10-6 (2001-01), 9-7 (2001-02), 13-3 (2002-03), 11-5 (2003-04) and 11-5 (2004-05).

BIG EAST Formula For Success Under Brey:

Since his arrival at Notre Dame, Brey has led Notre Dame to a 49-31 (.605) record in BIG EAST regular-season games and a 2-5 mark in tournament play for an overall record of 51-36 (.586) against league foes ... In Brey's first season, the Irish posted their first-ever winning record in BIG EAST play and won the BIG EAST West Division title with an 11-5 mark ... Prior to Brey's arrival at Notre Dame, Irish teams has a 35-53 (.398) regular-season record since joining the league in 1995-96.

Down To The Wire:

Five of Notre Dame's 28 games in 2004-05 were decided by a single point ... The Irish were 3-2 in those contests ... Notre Dame teams are 9-4 overall during Mike Brey's tenure in one-point games ... 13 of Notre Dame's 17 BIG EAST contests last season were decided by less than 10 points.

Not So Lucky:

Notre Dame is the only team from one of the six major conferences to have a winning record in league play each of the past two seasons yet fail to make the NCAA Tournament ... 20 teams from the Big Six (ACC, BIG EAST, Big Ten, Big 12, Pac-10 and SEC) had a winning record in both 2003-04 and '04-05, while 19 other schools made the Tournament both seasons.

Keeping It Close:

In the 56 losses suffered by Irish teams in Mike Brey's four seasons, only 15 have been by 10 or more points and have been by a combined 398 points for an average of 7.1 points ... Notre Dame's biggest

losses have been on the road at Pittsburgh (72-55 on January 6, 2003) and against Arizona (88-71 on March 27, 2003) in the West Regional semifinal in Anaheim, Calif.... Prior to those setbacks, the worst defeat was a 16-point decision at Connecticut during Brey's first season ... Notre Dame's 11 losses during the 2001-02 season were by a combined 49 points for an average margin of defeat of 4.5 points ... Only one loss that season (versus Georgetown at the Joyce Center) was by double figures, while eight of those setbacks were by five or less points.

Key Runs Help Irish In First Two Wins:

In each of Notre Dame's first two games, it has been key runs in either the first or second halves that have ignited the Irish

vs. Lafayette: The Leopards led 23-22 with 8:11 in the first half, but Notre Dame closes out the first half with a 17-3 run for a 39-26 halftime advantage.

vs. Hofstra: After trailing 33-29 at the break, Notre Dame has a 49-43 advantage with 11:35 remaining in the game ... The Irish then use a 17-5 run to open up a 66-48 lead with 4:21 remaining. Notre Dame holds the Pride scoreless in teh final 3:21 of the contest.

210 And Counting:

Heading into the tonight's game against North Carolina State, Notre Dame has hit at least one three-pointer in 210 straight games, a mark that dates back to the 1998-99 campaign ... The last time an Irish team failed to hit a three-pointer was a 101-70 loss to Connecticut at the Hartford Civic Center on January 12, 1999 as Notre Dame finished 0-7 from beyond the arc in the game.

Irish Among Best In Wins Average:

Over the last six years, Notre Dame is one of 25 teams nationally that has averaged better than 20 wins per season ... The Irish have compiled a 123-71 record for a .634 winning percentage after finishing 22-15 (1999-2000), 20-10 (2000-01), 21-11 (2001-02), 24-10 (2002-03), 19-13 (2003-04) and 17-12 (2004-05).

Over The Century Mark:

Notre Dame has scored 100-plus points five times during the Mike Brey era ... The last 100-point effort by an Irish team was in a 101-96 overtime decision at Boston College on Jan. 25, 2003.

Kurz Earns BIG EAST Honor Roll Honors:

Rob Kurz was named to the BIG EAST Weekly Honor Roll for the week of Nov. 21 after finishing with career bests of 18 points and eight rebounds in Notre Dame's 84-66 win over Lafayette ... Kurz played a career-high 25 minutes in the game and shot 8-10 from the field..

McDonald's All-Americans:

Notre Dame's 2005-06 team features two McDonald's High School All-Americans — Torin Francis and Luke Zeller ... A total of 15 players who have donned an Irish uniform have been McDonald's All-Americans ... Zeller, a freshman from Washington, Ind., is the most recent McDonald's All-American, following Francis who earned McDonald's accolades in 2002 ... Francis also was named the recipient of the Morgan Wootten Award as the McDonald's National Boys Player of the Year ... Zeller played his McDonald's All-American game at the Joyce Center on March 30, 2005 ... Former Irish players who were also McDonald's All-Americans include: Tim Andre (1979-83), Ken Barlow (1982-86), LaPhonso Ellis (1988-92), Ryan Humphrey (2000-02), Tracy Jackson (1973-77), Tim Kempton (1982-86), Dan Miller (2001-03), John Paxson (1979-83), David Rivers (1984-88), Keith Robinson (1986-90), Tom Sluby (1980-84), Barry Spencer (1980-84), Chris Thomas (2001-05), Torin Francis (2002-present) and Luke Zeller (2005-present).

Mr Indiana:

When former standout Chris Thomas (2001-05) entered Notre Dame in the fall of 2001, he became the first Mr. Indiana Basketball to play for the Irish. Thomas, who graduated in May of 2005 and finished as the school's career leader in nine categories, earned the honor in 2001, History repeated itself four year later when current freshman Luke Zeller copped the state's top honor in 2005.

BIG EAST Bites

BIG EAST ROAD RECORDS IN LEAGUE PLAY SINCE 2000-01

<u>Team</u>	<u>Record</u>
Pittsburgh	24-16 (.600)
Syracuse	22-18 (.550)
Connecticut	22-18 (.550)
NOTRE DAME	21-19 (.525)
Georgetown	17-23 (.425)
Providence	17-23 (.425)
Villanova	16-24 (.400)
Seton Hall	11-29 (.275)
St. John's	8-32 (.200)
West Virginia	10-30 (.250)
Rutgers	3-37 (.075)

IRISH ONE OF BIG EAST'S BEST DURING LAST FIVE SEASONS

Since Mike Brey's arrival, Notre Dame owns one of the BIG EAST's best regular-season records.

	<u>Record</u>
Connecticut	56-24 (.700)
Pittsburgh	56-24 (.700)
Syracuse	54-26 (.675)
NOTRE DAME	49-31 (.613)
Providence	40-40 (.500)
Villanova	40-40 (.500)
Georgetown	37-43 (.463)
Seton Hall	34-46 (.418)
St. John's	28-52 (.350)
Rutgers	24-56 (.300)

2005-06 BIG EAST STANDINGS (through games of Nov. 23)

	<u>Overall Record</u>	<u>BIG EAST Record</u>
Connecticut	3-0	0-0
Cincinnati	2-0	0-0
Georgetown	2-0	0-0
NOTRE DAME	2-0	0-0
Pittsburgh	1-0	0-0
Providence	2-0	0-0
Rutgers	2-0	0-0
St. John's	2-0	0-0
Louisville	1-0	0-0
South Florida	1-0	0-0
Villanova	1-0	0-0
Seton Hall	2-1	0-0
Syracuse	3-2	0-0
West Virginia	2-2	0-0
Marquette	1-1	0-0
DePaul	0-1	0-0

Player of the Week

Nov. 21 Roy Hibbert (GU)

Rookie of the Week

Nov. 21 Dominic James (MU)

Irish Sign Two In Early Signing Period:

Irish head coach Mike Brey signed two players during the early signing period on Wed., Nov. 9 — Luke Harangody (Schererville, Ind.) and Tory Jackson (Saginaw, Mich.). Harangody, a 6-8, 250-pound forward attends Andean High School in Merriville, Ind. As a junior, he led his team in scoring and rebounding, averaging 23.2 points and 12.3 rebounds. He ranked 11th and third, respectively, in scoring and rebounding among all Indiana players in his junior season. Named the 2005 **Post Tribune Northwest** and **The Times Northwest** Player of the Year, led Andean to a 21-3 record and to the Gary (Ind.) Class 3A sectional championship. Jackson, a 5-10, 175-pound guard, was named the '05 Michigan Class C Player of the Year and was a unanimous all-state selection. He paced his Buena Vista High School team to a 17-6 record in '04-'05 while averaging 30.0 points, 8.0 rebounds, 6.0 assists and 3.0 steals. This past summer, he played for the Blue Team which garnered the silver medal at the '05 Youth Development Festival as his squad finished with a 3-1 mark.

All In The Families:

Sophomore Rob Kurz' sister Laura is a sophomore on the Duke women's basketball team ... Freshman Ryan Ayers' father Randy is currently an assistant coach with the Orlando Magic ... He formerly was the head coach at Ohio State and with the Philadelphia 76ers.

Omari Isreal Leaves Program:

Junior forward Omari Isreal left the Irish basketball program on November 11 and will transfer to another school ... As a sophomore last season, he averaged 1.4 points and 1.8 rebounds ... He missed the 2003-04 campaign, his freshman season, while recovering from knee surgery for an ACL injury suffered in the final season of his prep career.

Kevin White Radio Show:

Look for the Kevin White Radio Show on ESPN 1000 AM radio in Chicago ... The hour-long show, which debuted on Sept. 4, is in its sixth season and will run for 30 weeks throughout the year.

Guests regularly will include familiar names from all facets of college athletics ... The show features White, Notre Dame's director of athletics, and ESPN 1000's Dave Juday ... It can be heard regularly at 11:00 p.m. Central time on Sunday evenings ... ESPN 1000 in Chicago can be heard in more than 30 states around the country.

Sponsors of the show include Gatorade, Xerox, adidas, Comcast, McDonald's, Chase, Coca-Cola, Sirius Satellite Radio, Jordan Industries and Sayers Computer Source.

Notre Dame's Records in 2005-06 when ...

Plays at the Joyce Center	2-0
Played on the Road	0-0
Played at a neutral site	0-0
BIG EAST Conference Record	0-0
Non-Conference Record	2-0
Following a Win	1-0
Following a Loss	0-0
Leading at Halftime	1-0
Trailing at Halftime	1-0
Tied at Halftime	0-0
Playing an Overtime Game	0-0
Shoots .500 or better	0-0
Shoots .500 or less	2-0
Opponent shoots .500 or less	2-0
Shoots better than opponent	2-0
Shoots worse than opponent	0-0
Makes more free throws than opponent	2-0
Makes less free throws than opponent	0-0
Outrebounds opponents	1-0
Outrebounded by opponents	1-0
Same number of rebounds	0-0
Has more turnovers than opponent	2-0
Has fewer turnovers than opponent	0-0
Had same number of turnovers	0-0
Bench outscores opponent's bench	1-0
Outscored by opponent's bench	1-0
Bench points are the same	0-0
Plays a ranked opponent	0-0
Makes 10 or more three-pointers	1-0
No Notre Dame player fouls out	1-0
One Notre Dame player fouls out	1-0
Wears White Uniforms	2-0
Wears Blue Uniforms	0-0
Wears Gold Uniforms	0-0
Plays in a In-Season Tournament	0-0
Played on National Television	0-0
Plays in November	2-0
Plays in December	0-0
Plays in January	0-0
Plays in February	0-0
Plays in March	0-0
Plays in Day Games	0-0
Plays in Night Games	2-0
Plays on Sundays	1-0
Plays on Mondays	0-0
Plays on Tuesdays	1-0
Plays on Wednesdays	0-0
Plays on Thursdays	0-0
Plays on Fridays	0-0
Plays on Saturdays	0-0
Final Margin is 5 points or less	0-0
Final Margin is 6-10 points	0-0
Final Margin is 11-20 points	2-0
Final Margin is more than 20 points	0-0
Has a player score 20-plus points	0-0
Has a player score 30-plus points	0-0
Scores 59 points or less	0-0
Scores 60-69 points	1-0
Scores 70-79 points	0-0
Scoring 80-89 points	1-0
Scoring 90-plus points	0-0

2005-06 Notre Dame Men's Basketball Teleconferences

Call: (317) 263-8800

Passcode: 845800

All teleconferences begin at 10:00 a.m. (EST)/9:00 a.m. (CST)

Wednesday, November 23

(North Carolina State)

Thursday, December 1

(Michigan/Florida International)

Wednesday, December 14

(IPFW/Niagara)

Monday, January 2

(Pittsburgh/DePaul)

Monday, January 9

(Syracuse/Providence)

Wednesday, January 18

(Marquette/Georgetown)

Thursday, January 26

(Villanova/West Virginia)

Thursday, February 2

(Louisville/Rutgers)

Monday, February 13

(South Florida/Seton Hall)

Monday, February 20

(Connecticut)

Thursday, February 23

(Marquette/Providence)

Thursday, March 2

(DePaul)

2005-06 BIG EAST Teleconferences

Dec. 1, Jan. 12, Jan. 26, Feb. 9 and Feb. 23

11:00 a.m.	Andy Kennedy (Cincinnati)
11:08 a.m.	Mike Brey (Notre Dame)
11:16 a.m.	Tom Crean (Marquette)
11:24 a.m.	Jim Calhoun (Connecticut)
11:32 a.m.	Jerry Wainwright (DePaul)
11:40 a.m.	Jamie Dixon (Pittsburgh)
11:48 a.m.	Rick Pitino (Louisville)
11:56 a.m.	John Thompson III (Georgetown)

Dec. 8, Jan. 19, Feb. 2, Feb. 16 and Mar. 2

11:00 a.m.	Jay Wright (Villanova)
11:08 a.m.	Gary Waters (Rutgers)
11:16 a.m.	John Beilein (West Virginia)
11:24 a.m.	Louis Orr (Seton Hall)
11:32 a.m.	Norm Roberts (St. John's)
11:40 a.m.	Robert McCullum (South Florida)
11:48 a.m.	Jim Boeheim (Syracuse)
11:56 a.m.	Tim Welsh (Providence)

Call: (913) 381-5533



Head Coach Mike Brey

6th season at Notre Dame • 104-56 (.650)
 11th season as a head coach • 203-108 (.653)

- Named the 17th head coach at the University of Notre Dame on July 14, 2000
- A 19-year veteran of the college ranks...
 - University of Notre Dame (head coach) 2000-05 (six seasons)
 - University of Delaware (head coach) 1995-2000 (five seasons)
 - Duke University (assistant coach) 1987-95 (eight seasons)

- Spent eight years as an assistant coach under Mike Krzyzewski at Duke and during that time the Blue Devils advanced to the Final Four six times and won national championships in both 1991 and '92. While there, Duke compiled a 216-65 record

- Played at DeMatha High School under legendary coach Morgan Wootten and graduated from there in 1977. Also served as an assistant coach for Wootten from 1982-87

- Received DeMatha High School's Distinguished Alumnus Award in October 2003

- Recipient of 2003 Coaches vs. Cancer Champion Award in recognition of his fund-raising efforts for the Coaches vs. Cancer Program and a member of the CVC National Council

- Signed a contract extension through 2011 on October 25, 2004

Mike Brey vs. Ranked Opponents:

Overall: 16-34

at Notre Dame: 16-28

(2004-05: 2-5; 2003-04: 2-8; 2002-03: 5-6; 2001-02: 3-6; 2000-01: 4-3)

at Delaware: 0-6

Mike Brey in Overtime Games at Notre Dame:

Overall: 3-0

at Georgetown (2/9/02) 116-111 (4 OT)

at Boston College (1/25/03) 101-96

vs. Georgetown (2/1/03) 93-92 (2OT)

	<u>Overall</u>	<u>BIG EAST (regular season)</u>
2000-01	20-10	11-5 (1st place-West Division)
2001-02	22-11	10-6 (2nd place-West Division)
2002-03	24-10	10-6 (3rd place-West Division)
2003-04	19-13	9-7 (7th place)
2004-05	17-11	9-7 (6th place)
2005-06	2-0	0-0
	104-56 (.650)	49-31 (.613)

- Has guided five of his 10 teams to NCAA tournament play; eight of those teams have advanced to the postseason (three NIT appearances)

- In his first season, led Notre Dame to the 2000-01 BIG EAST West Division championship (its first league regular-season title in school history). In 2002-03, guided the Irish to their first Sweet 16 appearance since 1987

- He is only coach in the program's history to lead his teams to three consecutive 20-win seasons and three straight NCAA tournament appearances in his first three seasons

Mike Brey Among BIG EAST's Best

Since his arrival, Mike Brey has compiled a 51-36 (.593) record in BIG EAST games (49-31 in regular season and 2-5 in tournament contests). Here's how the Irish coach ranks against some of the BIG EAST's best (both past and present)....

Jim Calhoun (UC: 1986-)	234-127 (.648)
John Thompson (GU: 1979-99)	231-123 (.653)
John Thompson III (GU: 2004-)	9-9 (.500)
Rick Pitino (PC: 1985-87 and UL (2005-)	18-17 (.514)
Paul Evans (UP: 1986-94)	76-70 (.524)
Ben Howland (UP: 1999-03)	46-29 (.613)
Jamie Dixon (UP: 2003-)	25-11 (.694)
Pete Gillen (PC: 1994-98)	38-43 (.469)
Tim Welsh (PC: 1998-)	54-68 (.443)
Gary Waters (RU: 2001-)	22-46 (.324)
Lou Carnesecca (SJU: 1979-92)	139-80 (.635)
Mike Jarvis (SJU: 1998-03)	57-36 (.613)
Norm Roberts (2004-)	3-13 (.188)
P.J. Carlesimo (SH: 1982-94)	90-130 (.409)
Tommy Amaker (SH: 1997-01)	35-39 (.473)
Louis Orr (SH: 2001-)	30-39 (.435)
Jim Boeheim (SU: 1979-)	311-165 (.635)
Rollie Massimino (VU: 1979-92)	123-92 (.572)
Steve Lappas (VU: 1992-01)	96-79 (.559)
Jay Wright (VU: 2001-)	36-36 (.500)
John Beilien (WVU: 2002-)	20-31 (.392)
Gale Catlett (WVU: 1995-02)	49-78 (.386)

Irish Record Under Brey In Games Decided By....

1 point.....	9-4
2 points.....	3-3
3 points.....	6-10
4 points.....	3-3
5 points.....	2-5
6 points.....	5-1
7 points.....	3-4
8 points.....	3-7
9 points.....	3-4
10 points.....	5-3
11-15 points.....	24-10
16-20 points.....	15-2
21-30 points.....	11-0
31-40 points.....	8-0
41-50 points.....	4-0
50+points.....	0-0
	104-56

Notre Dame under Mike Brey...

	<u>Overall</u>	<u>2005-06</u>
Overall	104-56 (.650)	2-0 (1.000)
At Home	61-22 (.735)	2-0 (1.000)
On the Road	28-24 (.538)	0-0 (.000)
Neutral Site	15-10 (.600)	0-0 (.000)
vs. BIG EAST (all games)	51-36 (.586)	0-0 (.000)
BIG EAST GAMES (regular season)	49-31 (.613)	0-0 (.000)
Home	29-12 (.707)	0-0 (.000)
Road	20-19 (.513)	0-0 (.000)
Non-Conference Teams (regular season)	47-15 (.758)	2-0 (1.000)
Home	33-8 (.805)	2-0 (1.000)
Road	6-5 (.545)	0-0 (.000)
Neutral	8-2 (.800)	0-0 (.000)
Notre Dame Shoots 50% or better	36-2 (.947)	0-0 (.000)
Notre Dame Shoots less than 50%	68-54 (.557)	2-0 (1.000)
Hold opponent to less than 50%	92-41 (.692)	2-0 (1.000)
Hold opponent to less than 40%	63-8 (.887)	2-0 (1.000)
Outrebounds opponents	53-19 (.736)	1-0 (1.000)
Plays an overtime game	3-0 (1.000)	0-0 (.000)
Plays an ranked opponent	16-28 (.386)	0-0 (.000)
Plays in November	21-1 (.955)	2-0 (1.000)
Plays in December	24-9 (.727)	0-0 (.000)
Plays in January	24-16 (.600)	0-0 (.000)
Plays in February	22-16 (.579)	0-0 (.000)
Plays in March	13-14 (.481)	0-0 (.000)
Scores 50 points or less	0-1 (.000)	0-0 (.000)
Scores 50+ points	104-55 (.654)	2-0 (1.000)
Scores 60+ points	99-42 (.702)	2-0 (1.000)
Scores 70+ points	81-28 (.743)	1-0 (1.000)
Scores 80+ points	45-5 (.900)	1-0 (1.000)
Scores 90+ points	19-0 (1.000)	0-0 (.000)
Scores 100+ points	5-0 (1.000)	0-0 (.000)
Season openers	6-0 (1.000)	1-0 (1.000)
Season openers at the Joyce Center	6-0 (1.000)	1-0 (1.000)
Record in first home game	6-0 (1.000)	1-0 (1.000)
Records in first road game (includes neutral)	3-2 (.600)	0-0 (.000)
Records in BIG EAST openers at home	4-1 (.800)	0-0 (.000)
Records in BIG EAST openers on the road	3-2 (.600)	0-0 (.000)
Best Record	24-10 (.706) (2002-03)	2-0 (1.000)
Worst Record	17-12 (.586) (2004-05)	2-0 (1.000)
Most BIG EAST wins in a season	11 (2000-01)	—
Most BIG EAST losses in a season	7 (2003-04, 2004-05)	—
Longest home winning streak	16 (2002-03)	2
Longest road winning streak	5 (2000-01)	—
Longest home losing streak	3 (2001-02)	—
Longest road losing streak	4 (2004-05)	—

Miscellaneous Irish Stats...

Career Games In Double Figures:

Chris Quinn	50
Torin Francis	49
Colin Falls	21
Rick Cornett	4
Russell Carter	2
Rob Kurz	2

Career Games With 20-Plus Points:

Torin Francis	10
Chris Quinn	8
Colin Falls	4

Career Games With 10-Plus Rebounds:

Torin Francis	29
Rick Cornett	2

Career Games With 20-Plus Rebounds:

Torin Francis	1
---------------	---

Career Double-Doubles:

Torin Francis	23
Rick Cornett	1

Career Games as Statistical Leader...

Chris Quinn —	
Scoring:	8
Assists:	17
Steals:	29
Blocks:	4
Torin Francis —	
Scoring:	14
Rebounds:	49
Assists:	1
Steals:	9
Blocks:	38

Colin Falls —

Scoring:	10
Steals:	9
Blocks:	3

Russell Carter —

Steals:	1
Blocks:	1

Rick Cornett —

Rebounds:	3
Steals:	4
Blocks:	2

Rob Kurz —

Scoring:	1
Blocks:	1

Luke Zeller —

Rebounds:	1
Blocks:	1

Irish in the Record Books

Career Three-Point Field Goals Made

1. Chris Thomas (2001-05).....	302
2. Matt Carroll (1999-03).....	301
3. David Graves (1998-02).....	259
4. Ryan Hoover (1992-96).....	248
5. Chris Quinn (2002-present)	172
6. Martin Ingelsby (1997-01).....	167
7. Colin Falls (2003-present)	140

Career Three-Point Field Goals Attempted

1. Chris Thomas (2001-present).....	833
2. Matt Carroll (1999-03).....	769
3. Ryan Hoover (1992-96).....	680
4. David Graves (1998-02).....	630
5. Chris Quinn (2002-present)	412
6. Martin Ingelsby (1997-01).....	394
7. Colin Falls (2003-present)	341
8. Antoni Wyche (1995-99).....	333

Career Three-Point Field Goal Percentage

1. Joe Frederick (1987-90).....	490
2. Martin Ingelsby (1997-01).....	424
3. Chris Quinn (2002-present)	417
4. David Graves (1998-02)	411
Colin Falls (2003-present)	411

Career Rebounds

1. Tom Hawkins (1956-59).....	1,318
2. Walter Sahn (1962-65).....	1,146
3. LaPhonso Ellis (1988-92).....	1,075
4. Robert Whitmore (1866-69).....	1,043
5. Bob Arnzen (1966-69).....	944
6. Troy Murphy (1998-01).....	924
7. Michael Granery (1957-60).....	893
8. Collis Jones (1968-71).....	884
9. Ron Reed (1962-65).....	872
10. Adrian Dantley (1973-76).....	843
11. Pat Garrity (1994-98).....	776
12. Toby Knight (1973-77).....	738
13. Gary Novak (1972-74).....	736
14. Keith Robinson (1987-90).....	713
15. Torin Francis (2002-present)	707

Career Rebounding Average

1. Walter Sahn (1962-65).....	16.9
2. Tom Hawkins (1956-59).....	16.7
3. Ron Reed (1962-65).....	14.3
4. Michael Graney (1957-60).....	13.3
5. Robert Whitmore (1966-69).....	12.4
6. John Shumate (1972-74).....	11.6
7. Bob Arnzen (1966-69).....	11.5
8. LaPhonso Ellis (1988-92).....	11.1
9. Collis Jones (1968-71).....	10.4
10. Ryan Humphrey (2000-02).....	9.9
14. Jay Miller (1962-65).....	8.9
15. Gary Novak (1971-74).....	8.7
16. Torin Francis (2002-present)	8.3

Career Assists

1. Chris Thomas (2001-05).....	824
2. David Rivers (1984-88).....	586
3. Tim Singleton (1987-91).....	549
4. Martin Ingelsby (1997-01).....	526
5. Elmer Bennett (1988-92).....	516
6. Rich Branning (1976-80).....	466
7. John Paxson (1979-83).....	411
8. Jackie Meehan (1969-71).....	395
9. Admore White (1993-97).....	390
10. Jimmy Dillon (1996-00).....	387
11. David Graves (1998-02).....	340

12. Matt Carroll (1999-03).....	314
13. Ryan Hoover (1992-96).....	264
14. Ray Martin (1973-77).....	261
15. Chris Quinn (2002-present)	256

Career Assist Average

1. Chris Thomas (2001-present).....	6.5
2. Doug Gottlieb (1995-96).....	5.7
3. Jackie Meehan (1968-71).....	5.3
4. David Rivers (1984-88).....	5.0
5. Tim Singleton (1987-91).....	4.9
6. Martin Ingelsby (1997-01).....	4.3
7. Elmer Bennett (1988-92).....	4.2
8. Rich Branning (1976-80).....	4.1
9. John Paxson (1979-83).....	3.7
10. Admore White (1993-97).....	3.6
11. Joe Howard (1983-84).....	3.3
12. Jimmy Dillon (1996-00).....	3.2
13. Ray Martin (1973-77).....	2.9
14. Chris Quinn (2002-present)	2.7
15. David Graves (1998-02).....	2.6
Dwight Clay (1972-75).....	2.6

Steals

1. Chris Thomas (2001-present).....	243
2. David Graves (1998-02).....	202
3. David Rivers (1984-88).....	201
4. Elmer Bennett (1988-92).....	152
5. Ryan Hoover (1992-96).....	145
6. Tim Singleton (1987-91).....	144
7. Martin Ingelsby (1997-01).....	136
8. John Paxson (1979-83).....	133
9. Jimmy Dillon (1996-00).....	131
10. Jordan Cornette (2001-05).....	121
11. Matt Carroll (1999-03).....	119
12. Chris Quinn (2002-present)	118
13. Scott Hicks (1983-87).....	115
14. Admore White (1993-97).....	114
15. Troy Murphy (1998-01).....	113

Steals Average

1. Chris Thomas (2001-present).....	1.9
2. David Rivers (1984-88).....	1.7
3. David Graves (1998-02).....	1.6
4. Doug Gottlieb (1995-96).....	1.3
Ryan Hoover (1992-96).....	1.3
Tim Singleton (1987-91).....	1.3
Bill Hanzlik (1976-80).....	1.3
8. Troy Murphy (1998-01).....	1.2
Elmer Bennett (1988-92).....	1.2
John Paxson (1979-83).....	1.2
Chris Quinn (2002-present)	1.2

Career Blocked Shots

1. LaPhonso Ellis (1988-92).....	200
Jordan Cornette (2001-2005).....	200
3. Ryan Humphrey (2000-02).....	166
4. Torin Francis (2002-present)	127
5. Troy Murphy (1998-01).....	126

Career Blocked Shot Average

1. Ryan Humphrey (2000-02).....	2.8
2. LaPhonso Ellis (1988-92).....	2.1
3. Jordan Cornette (2001-present).....	1.6
4. Torin Francis (2002-present)	1.5

Career Free Throws Made

1. Adrian Dantley (1973-76).....	615
2. Troy Murphy (1998-01).....	587
3. David Rivers (1984-88).....	583

4. Austin Carr (1968-71).....	526
5. Pat Garrity (1994-98).....	489
6. Chris Thomas (2001-05).....	467
7. Kelly Tripucka (1977-81).....	461
8. Donald Royal (1983-87).....	449
9. Jack Stephens (1952-55).....	426
10. Tom Hawkins (1956-59).....	400
11. Robert Whitmore (1966-69).....	362
12. Bob Arnzen (1966-69).....	333
13. Elmer Bennett (1988-92).....	327
14. Monty Williams (1989-94).....	318
15. LaPhonso Ellis (1988-92).....	316
16. Richard Rosenthal (1952-56).....	307
17. Tim Kempton (1982-86).....	307
18. Torin Francis (2002-present)	297
19. Matt Carroll (1999-03).....	293

Career Free Throws Attempted

1. Adrian Dantley (1973-76).....	769
2. Troy Murphy (1998-01).....	755
3. David Rivers (1984-88).....	717
4. Jack Stephens (1952-56).....	686
5. Pat Garrity (1994-98).....	655
6. Austin Carr (1968-71).....	646
7. Tom Hawkins (1956-59).....	583
8. Kelly Tripucka (1977-81).....	578
9. Donald Royal (1983-87).....	576
10. Bob Whitmore (1966-69).....	543
11. Chris Thomas (2001-04).....	538
12. LaPhonso Ellis (1988-92).....	468
13. Elmer Bennett (1988-92).....	456
14. Richard Rosenthal (1951-54).....	453
15. Joe Bertrand (1951-54).....	443
16. Torin Francis (2002-present)	432
17. Monty Williams (1989-94).....	431

Career Games Started

1. Chris Thomas (2001-05).....	128
2. Matt Carroll (1999-03).....	125
3. David Rivers (1984-88).....	116
4. Pat Garrity (1994-98).....	111
5. David Graves (1998-02).....	107
6. Ken Barlow (1982-86).....	99
7. Kelly Tripucka (1977-81).....	95
8. Ryan Hoover (1992-96).....	94
LaPhonso Ellis (1988-92).....	94
10. Troy Murphy (1998-01).....	93
11. Donald Royal (1983-87).....	91
12. Martin Ingelsby (1997-01).....	90
Tim Kempton (1982-86).....	90
14. John Paxson (1979-83).....	86
15. Elmer Bennett (1988-92).....	85
Orlando Woolridge (1977-81).....	85
Torin Francis (2002-present)	85

Notre Dame Highs and Lows Under Mike Brey

Notre Dame - Team Game High (1st Half)

Points 57 vs. Sacred Heart (11/18/00)*
 Field Goals Made 21 vs. Pittsburgh (1/30/02)*
 Field Goals Attempted 21 vs. New Hampshire (11/16/01)*
 Field Goal Percentage 67.7% (21-31) vs. Pittsburgh (1/30/02)*
 3 PT Field Goals Made 9 vs. UCLA (2/28/04)
 3 PT Field Goals Attempted 18 vs. UCLA (2/28/04)
 3 PT Field Goals Percentage 66.7% (8-12) vs. West Virginia (1/15/04)
 Free Throws Made 11 vs. Connecticut (2/9/04)*
 Free Throws Attempted 15 vs. Holy Cross (3/15/05)*
 Free Throw Percentage 100.0% on three occasions
 Total Rebounds 27 vs. Army (12/19/04)*
 Offensive Rebounds 14 vs. Army (12/19/04)*
 14 vs. Providence (2/19/05)
 Defensive Rebounds 19 vs. Georgetown (3/4/04)*
 Assists 13 vs. Western Illinois (12/28/04)*
 Steals 12 vs. New Hampshire (11/16/01)*
 Blocked Shots 13 vs. Belmont (11/17/02)*
 Turnovers 10 vs. Syracuse (1/21/01)
 Fouls 11 vs. Villanova (1/8/05*)

Notre Dame - Team Game High (2nd Half)

Points 68 vs. Georgetown (2/9/02)
 Field Goals Made 23 vs. Georgetown (2/9/02)
 Field Goals Attempted 63 vs. Georgetown (2/9/02)
 Field Goal Percentage 53.8% vs. Connecticut (2/21/05)*
 3 PT Field Goals Made 11 vs. St. John's (3/6/04)
 3 PT Field Goals Attempted 16 vs. Pittsburgh (3/5/05)*
 3 PT Field Goals Percentage 75.0% (6-8) vs. Connecticut (2/21/05)
 Free Throws Made 20 vs. West Virginia (1/29/03)*
 Free Throws Attempted 23 vs. West Virginia (1/29/03)*
 Free Throw Percentage 100.0% (13-13) vs. Villanova (1/8/05)*
 Total Rebounds 34 vs. Seton Hall (1/8/01)
 Offensive Rebounds 15 vs. Army (12/19/04)*
 Defensive Rebounds 25 vs. Sacred Heart (11/18/00)*
 Assists 16 vs. Army (12/19/04)*
 Steals 14 vs. New Hampshire (11/16/01)*
 Blocked Shots 6 vs. Belmont (11/17/02)
 Turnovers 12 vs. Holy Cross (3/15/05)*
 Fouls 16 vs. Rutgers (1/31/04)

Notre Dame - Team Game High (Total)

Points 116 vs. Georgetown (2/9/02)
 Field Goals Made 42 vs. Canisius (12/19/00)*
 Field Goals Attempted 94 vs. Georgetown (2/9/02)
 Field Goal Percentage 66.7% (34-51) vs. Pittsburgh (1/30/02)*
 3 PT Field Goals Made 17 vs. St. John's (3/6/04)#
 3 PT Field Goals Attempted 44 vs. Canisius (12/22/00)
 3 PT Field Goals Percentage 60.9% (14-23) vs. Rutgers (2/6/02)*
 Free Throws Made 27 vs. Georgetown (2/9/02)
 Free Throws Attempted 39 vs. Georgetown (2/9/02)
 Free Throw Percentage 100% (5-5) vs. Illinois (3/22/03)
 100% (19-19) vs. Villanova (1/8/05)#*
 Total Rebounds 64 vs. Georgetown (2/9/02)
 Offensive Rebounds 24 vs. Seton Hall (1/8/01)
 Defensive Rebounds 40 vs. Tennessee Tech (12/17/00)*
 Assists 32 vs. Canisius (12/19/00)*
 Steals 26 vs. New Hampshire (11/16/01)*#
 Blocked Shots 19 vs. Belmont (12/17/02)*#
 Turnovers 20 vs. Syracuse (1/2/01)
 Fouls 26 vs. Georgetown (2/9/02)

Notre Dame - Team Game Lows (1st Half)

Points 19 vs. Connecticut (2/12/04)*
 Field Goals Made 6 vs. Connecticut (2/21/04)
 Field Goals Attempted 21 vs. Canisius College (12/22/01)
 Field Goal Percentage 18.8% (6-32) vs. Connecticut (2/21/04)
 3 PT Field Goals Made 0 vs. West Virginia (1/7/04)
 0 vs. Connecticut (1/12/99)
 3 PT Field Goals Attempted 5 vs. Virginia Tech (1/20/04)
 5 vs. IPFW (11/23/04)*
 3 PT Field Goals Percentage 8.3% (1-12) vs. Providence (1/21/03)
 Free Throws Made 0 on four occasions
 Free Throws Attempted 0 on three occasions
 Free Throw Percentage 0.0% on four occasions
 Total Rebounds 10 vs. Pittsburgh (2/9/03)*
 Offensive Rebounds 1 vs. Pittsburgh (2/9/03)*
 1 vs. Rutgers (3/2/05)*
 Defensive Rebounds 8 vs. Pittsburgh (2/12/05)
 Assists 3 vs. Charleston Southern (11/26/04)*
 Steals 1 vs. Georgetown (1/23/05)
 Blocked Shots 0 vs. Providence (2/24/04)*
 0 vs. IPFW (11/23/04)*
 0 vs. Rutgers (3/9/05)
 Turnovers 1 vs. Georgetown (3/4/04)*
 Fouls 0 vs. Samford (12/30/04)*

Notre Dame - Team Game Lows (2nd Half)

Points 19 vs. Valparaiso (1/5/03)
 Field Goals Made 6 vs. Purdue (3/17/04)*
 6 vs. Harvard (11/19/04)*
 Field Goals Attempted 19 vs. Georgetown (2/16/05)*
 Field Goal Percentage 21.4% (6-28) vs. Harvard (11/19/04)*
 3 PT Field Goals Made 1 on three occasions
 3 PT Field Goals Attempted 3 vs. Indiana (12/8/04)
 3 PT Field Goals Percentage 10.0% (1-10) vs. Seton Hall (1/12/03)*
 Free Throws Made 0 vs. Pittsburgh (1/12/04)
 Free Throws Attempted 2 vs. Pittsburgh (1/12/04)
 Free Throw Percentage 0.0% (0-2) vs. Pittsburgh (1/12/04)
 Total Rebounds 7 vs. Rutgers (3/1/03)
 Offensive Rebounds 2 vs. Charleston Southern (11/26/04)
 Defensive Rebounds 4 vs. Rutgers (3/1/03)
 Assists 0 vs. Harvard (11/19/04)
 Steals 0 vs. Georgetown (3/4/04)*
 0 vs. Villanova (1/26/05)
 Blocked Shots 0 on four occasions
 Turnovers 0 vs. West Virginia (3/10/04)
 Fouls 3 vs. West Virginia (1/7/04)*
 3 vs. Hofstra (11/22/05)*

Notre Dame - Team Game Lows (Total)

Points 50 vs. Connecticut (2/21/04)
 Field Goals Made 13 vs. Rutgers (3/1/03)
 Field Goals Attempted 44 vs. Canisius College (12/22/01)
 Field Goal Percentage 29.7% (19-64) vs. Connecticut (2/21/04)
 3 PT Field Goals Made 1 vs. Pittsburgh (2/3/01)
 3 PT Field Goals Attempted 8 vs. Pittsburgh (2/3/01)
 3 PT Field Goals Percentage 10.5% vs. Rutgers (2/14/02)
 Free Throws Made 2 vs. Syracuse (1/14/02)
 Free Throws Attempted 4 vs. Pittsburgh (3/8/01)
 Free Throw Percentage 35.6% (6-17) vs. Syracuse (2/5/05)
 Total Rebounds 21 vs. Rutgers (3/1/03)
 Offensive Rebounds 3 vs. DePaul (12/14/02)*
 Defensive Rebounds 14 vs. DePaul (12/11/04)*
 Assists 6 vs. Mississippi (3/18/01)
 Steals 1 vs. DePaul (12/11/04)
 Blocked Shots 1 on four occasions
 Turnovers 4 vs. Connecticut (2/9/04)*
 4 vs. UCLA (2/25/05)*
 Fouls 6 vs. West Virginia (1/7/04)*

* Indicates game played at the Joyce Center, Notre Dame, Ind.

Indicates school record

Opponent Highs and Lows Under Mike Brey

Opponent - Team Game High (1st Half)

Points 53, Arizona (3/27/03)
 Field Goals Made 23, Arizona (3/27/03)
 Field Goals Attempted 43, Arizona (3/27/03)
 Field Goal Percentage 59.3% (16-27), on three occasions
 3 PT Field Goals Made 8, Rutgers (3/1/03)
 3 PT Field Goals Attempted 18, Seton Hall (1/08/01)
 3 PT Field Goal Percentage 80% (8-10), Rutgers (3/1/03)
 Free Throws Made 14, Sacred Heart (11/18/00)*
 Free Throws Attempted 19, Sacred Heart (11/18/00)*
 Free Throw Percentage 100.0%, on four occasions
 Total Rebounds 33, Connecticut (2/21/04)
 Offensive Rebounds 16, Northern Illinois (11/24/03)*
 Defensive Rebounds 21, on four occasions
 Assists 14, Arizona (3/27/03)@
 Steals 9, Miami (Fla.) (2/23/02)
 Blocked Shots 7, Connecticut (2/21/04)
 Turnovers 16, Loyola (Chicago) (11/22/00)*
 Fouls 16, Rutgers (2/14/01)

Opponent - Team Game High (2nd Half)

Points 68, Georgetown (4 OT) (2/9/02)
 Field Goals Made 20, Pittsburgh (1/30/02)*
 Field Goals Attempted 41, Vermont (12/21/00)*
 Field Goal Percentage 68.2% (15-22), American (12/21/03)*
 3 PT Field Goals Made 9, Texas (12/8/02)!
 3 PT Field Goals Attempted 22, Tennessee Tech (12/17/00)*
 3 PT Field Goal Percentage 100.0% (3-3), Seton Hall (2/5/03)
 Free Throws Made 21, Rutgers (1/31/04)
 Free Throws Attempted 25, Rutgers (1/31/04)
 Free Throw Percentage 100.0% (14-14), Morehead State (12/28/03)*
 Total Rebounds 38, Georgetown (4 OT) (2/9/02)
 Offensive Rebounds 15, Loyola (Chicago) (11/22/00)*
 Defensive Rebounds 27, Georgetown (4 OT) (2/9/02)
 Assists 16, Georgetown (2 OT) (2/1/03)*
 Steals 9, on two occasions
 Blocked Shots 11, Georgetown (4 OT) (2/9/02)
 Turnovers 15, New Hampshire (11/16/01)*
 Fouls 19, Georgetown (4 OT) (2/9/02)

Opponent - Team Game High (Total)

Points 111, Georgetown (4 OT) (2/9/02)
 Field Goals Made 41, Syracuse (3/4/03)*
 Field Goals Attempted 79, Vermont (12/21/00)*
 Field Goal Percentage 63.0% (29-46), American (12/21/03)*
 3 PT Field Goals Made 14, Texas (12/7/02)
 3 PT Field Goals Attempted 35, Tennessee Tech (12/17/00) *
 3 PT Field Goal Percentage 71.4% (5-7), Seton Hall (2/5/03)
 Free Throws Made 26, Georgetown (2/1/03)*
 Free Throws Attempted 34, Georgetown (2/1/03)*
 Free Throw Percentage 94.1% (16-17), Morehead State (12/28/03)*
 Total Rebounds 59, Connecticut (2/21/04)
 Offensive Rebounds 27, Loyola (Chicago) (11/22/00)*
 Defensive Rebounds 36, Connecticut (2/21/04)
 Assists 23, Miami (Fla.) (2/23/02)
 Steals 12, on six occasions
 Blocked Shots 13, Georgetown (4 OT) (2/9/02)
 Turnovers 30, New Hampshire (11/16/01)*
 Fouls 30, Georgetown (2/1/03)*

Opponent - Team Game Lows (1st Half)

Points 14, Pittsburgh (1/12/02)
 Field Goals Made 6, Pittsburgh (1/12/02)
 Field Goals Attempted 20, Harvard (11/19/04)*
 Field Goal Percentage 20.7% (6-29), Pittsburgh (1/12/02)
 3 PT Field Goals Made 0, on four occasions
 3 PT Field Goals Attempted 2, Georgetown (2/9/02)
 3 PT Field Goal Percentage 0.0%, on five occasions
 Free Throws Made 0, on 13 occasions
 Free Throws Attempted 0, on five occasions
 Free Throw Percentage 0.0%, on 13 occasions
 Total Rebounds 10, Pittsburgh (2/3/01)
 Offensive Rebounds 1, on three occasions
 Defensive Rebounds 6, Pittsburgh (2/3/01)
 Assists 2, on two occasions
 Steals 0, on three occasions
 Blocked Shots 0, on five occasions
 Turnovers 1, on two occasions
 Fouls 1, Pittsburgh (2/12/05)

Opponent - Team Game Lows (2nd Half)

Points 16, Charleston Southern (11/26/04)*
 Field Goals Made 5, Bucknell (11/22/02)*
 Field Goals Attempted 20, on three occasions
 Field Goal Percentage 16.7% (5-30), Bucknell (11/22/02)*
 3 PT Field Goals Made 0, on four occasions
 3 PT Field Goals Attempted 3, on five occasions
 3 PT Field Goal Percentage 0.0% (0-11), on four occasions
 Free Throws Made 0, Monmouth (1/25/01)
 Free Throws Attempted 1, Monmouth (1/25/01)
 Free Throw Percentage 0.0% (0-1), Monmouth (1/25/01)
 Total Rebounds 7, American (12/21/03)*
 Offensive Rebounds 1, Cincinnati (11/24/00)
 Defensive Rebounds 3, Virginia Tech (2/22/03)*
 Assists 2, on six occasions
 Steals 0, on three occasions
 Blocked Shots 0, on four occasions
 Turnovers 0, West Virginia (3/10/04)
 Fouls 4, Syracuse (1/14/02)

Opponent - Team Game Lows (Total)

Points 38, Charleston Southern (11/26/04)*
 Field Goals Made 12, Bucknell (11/22/02)*
 Field Goals Attempted 35, Rutgers (3/1/03)
 Field Goal Percentage 21.1% (12-57), Bucknell (11/22/02) *
 3 PT Field Goals Made 1, on two occasions
 3 PT Field Goals Attempted 8, St. John's (2/14/01)
 3 PT Field Goal Percentage 5.9% (1-17), Cincinnati (11/24/00)
 Free Throws Made 0, Charleston Southern (11/26/04) *
 Free Throws Attempted 0, Charleston Southern (11/26/04) *
 Free Throw Percentage 0.0% (0-0), Charleston Southern (11/26/04) *
 Total Rebounds 23, American (12/21/03)*
 Offensive Rebounds 3, Army (12/19/04) *
 Defensive Rebounds 18, American (12/21/03)
 Assists 5, Bucknell (11/22/02)*
 Steals 1, Connecticut (3/11/04)
 Blocked Shots 0, on four occasions
 Turnovers 4, Syracuse, (2/15/03)
 Fouls 10, on three occasions

* Indicates game played at the Joyce Center, Notre Dame, Ind.

The Last Time ...

Notre Dame recorded a

30-Point win.....was on 12/14/02 - ND 102, DePaul 71 (31 Points)*
40-Point win.....was on 11/18/02 - ND 89, IUPUI 45 (44 Points)*
50-Point win.....was on 2/22/86 - ND 126, Miami 73 (53 Points)
30-Point loss.....was on 1/7/99 - ND 62, Villanova 93 (31 Points)*

Notre Dame shot.....

60% on FGs.....was on 12/14/02 - 60.0% (30-50) vs. DePaul (ND 102, DePaul 71)
65% on FGs.....was on 1/30/02 - 66.7% (34-51) vs. Pittsburgh (ND 89, Pittsburgh 76)*
90% on FTs.....was on 1/19/05 - 91.7% (11-12) vs. West Virginia (ND 70 - West Virginia 57)

Notre Dame.....

Won 10 games in a row.....was from 12/1/73 thru 1/24/74 - 12 straight
Won 15 games in a row.....was from 12/31/53 thru 3/9/54 - 18 straight
Won 20 games in a row.....never
Lost 5 games in a row.....was from 1/15/94 thru 1/24/94 - 6 straight
Scored 100 points.....was on 1/15/03 (ND 101 - Boston College 94)
- Scored 100 points on the road.....was on 1/15/03 (ND 101 - Boston College 94)
- Scored 100 points at a neutral site.....was on 3/12/78 (ND 100 - Houston 77) (NCAA First Round, Tulsa, OK)
- Scored 100 points and lost.....was on 3/20/71 (ND 106 - Houston 119) (NCAA Regional Semi-finals at Wichita,KS)
Allowed 100 points.....was on 2/9/02 vs. Georgetown (ND 116 - Georgetown 111)
Scored less than 50 points.....was on 11/21/97 vs. Marquette (ND 48 - Marquette 72)
Allowed less than 50 points.....was on 12/8/04 vs. Indiana (ND 55 - Indiana 45)
Played an Overtime Game.....was on 2/1/03 vs. Georgetown (ND 93 - Georgetown 92)*
- Played in a Multi-Overtime Game.....was on 2/1/03 vs. Georgetown (ND 93 - Georgetown 92 - 2OT)*
Won on a "last second" shot.....was on 2/9/03 vs. Pittsburgh (ND 66 - Pittsburgh 64 - Torin Francis layup at 00:00.6)*
Had 5 double figure scorers.....was on 3/6/04 vs. St. John's (ND 89 - St. John's 62) - Chris Thomas 25 , Jordan Cornette 12, Colin Falls 11, Torrian Jones 11, Tom Timmermans 11
Had 6 double figure scorers.....was on 12/14/03 vs. DePaul (ND 82 - DePaul 69) - Jordan Cornette 17, Chris Thomas 13, Colin Falls 12, Torin Francis 12, Chris Quinn 12, Rick Cornett 10
Had 7 double figure scorers.....never
Had two double-figure rebounders.....was on 11/18/02 vs. IUPUI (ND 85 - IUPUI 45)* - Dan Miller 11, Torin Francis 10
Had two players with double-doubles.....was on 11/23/04 vs. IPFW (ND 73 - IPFW 45)* - Chris Thomas (10 pts., 11 ast.), Dennis Latimore (12 pts., 11 rebs.)
Had three players with double-doubles.....never
Had two 20-point scorers.....was on 12/11/04 vs. DePaul (ND 73 - DePaul 84) - Chris Thomas - 24, Colin Falls - 20
Had three 20-point scorers.....was on 2/28/04 vs. UCLA (ND 75 - UCLA 60) - Chris Thomas 21, Tom Timmermans 20, Chris Quinn 20
Made 10 three-point field goals.....was on 1/15/05 - 13-34 (38.2%) vs. St. John's (ND 67 - St. John's 66)*
Committed 10 turnovers or less.....was on 2/16/05 - 10 turnovers vs. Georgetown (ND 70 - Georgetown 64)*
Committed 5 turnovers or less.....was on 3/4/04 - 5 turnovers vs. Georgetown (ND 61 - Georgetown 48)
Committed 25 turnovers.....was on 2/8/00 - 26 turnovers vs. Villanova (ND 69 - Villanova 86)
Forced 25 turnovers.....was on 11/16/01 - 30 turnovers vs. New Hampshire (ND 95 - New Hampshire 53)

An Irish player had.....

25+ points.....was on 3/5/05 - Colin Falls (28) vs. Pittsburgh (ND 77 - Pittsburgh 85)*
30+ points.....was on 2/9/04 - Chris Thomas (31) vs. Connecticut (ND 80 - Connecticut 74)*
35+ points.....was on 3/22/04 - Chris Thomas (39) vs. Saint Louis (ND 77 - Saint Louis 66)
40+ points.....was on 11/28/93 - Monty Williams (42) vs. Valparaiso (ND 96 - Valparaiso 74)*
15 or more rebounds.....was on 1/20/04 - Torin Francis (16) vs. Virginia Tech (ND 74 - Virginia Tech 63)
20 rebounds.....was on 11/22/02 - Torin Francis (20) vs. Bucknell (ND 73, Bucknell 42)*
a "double-double".....was on 3/9/05 - Torin Francis (21 pts, 13 rebs) vs. Rutgers (ND 65 - Rutgers 72)
a "triple-double".....was on 11/16/01 - Chris Thomas (24 pts, 11 ast, 11 steals) vs. New Hampshire (ND 99 - New Hampshire 53)*
20 points and 10 rebounds.....was on 3/9/05 - Torin Francis (21 pts, 13 rebs) vs. Rutgers (ND 65 - Rutgers 72)
20 points and 20 rebounds.....was on 1/8/01 - Troy Murphy (25 pts, 20 rebs) vs. Seton Hall (ND 76 - Seton Hall 78)
10 assists.....was on 3/2/05 - Chris Thomas (12) vs. Rutgers (ND 66, Rutgers 56)
10 blocks.....was on 11/17/02 - Jordan Cornette (11) vs. Belmont (ND 76, Belmont 48)*##
10 steals.....was on 11/16/01 - Chris Thomas (11) vs. New Hampshire (ND 99, New Hampshire 53)*##

An opposing player had.....

25+ points.....was on 3/15/05 - Kevin Hamilton (26), Holy Cross (ND 73 - Holy Cross 78)*
30+ points.....was on 1/25/03 - Troy Bell (31), Boston College (ND 101 - BC 96 OT)
35+ points.....was on 2/1/03 - Mike Sweetney (38), Georgetown (ND 93 - Georgetown 92 2OT)
40+ points.....was on 2/8/87 - Danny Manning (40), Kansas (ND 60 - Kansas 70)
15 rebounds.....was on 3/2/05 - Byron Joynes (15), Rutgers (ND 66 - Rutgers 56) *
20 rebounds.....was on 2/21/04 - Emeka Okafor (22), Connecticut(ND 50 - Connecticut 61)
a "double-double".....was on 11/22/05 - Adrian Uter (10 pts, 12 rebs), Hofstra (ND 69 - Hofstra 50)
a "triple-double".....never
20 points and 10 rebounds.....was on 3/5/05 - Chris Taft (26 pts, 11 rebs), Pittsburgh (ND 77, Pittsburgh 85)*
20 points and 20 rebounds.....was on 2/9/02 - Mike Sweetney (35 pts,20 rebs), Georgetown (ND 116 - Georgetown 111 - 4OT)
10 assists.....was on 2/21/05 - Marcus Williams (12), Connecticut (ND 74 - Connecticut 88)
10 blocks.....was on 1/27/73 - Bill Walton (10), UCLA (ND 63 - UCLA 82)*
10 steals.....was on 1/29/89 - Mark Macon (11), Temple (ND 64 - Temple 60)*

*indicates Notre Dame home game; #school record; @Joyce Center record



Rick Cornett

Forward • Senior • 6-9 • 244 • Country Club Hills, IL

(Homewood Christian Academy)


11

• Has scored in double figures in four career games • Lone career double-double (14 pts./14 rebs.) was against Providence on Feb. 19, 2005 • Has seen action off the bench in both games this season, averaging 7.0 points and 3.0 rebounds per outing.

Opp.	Min.	Total		Pct.	3FG-FGA		Pct.	FT-FTA		Pct.	Off.	Rebounds		PF	A	TO	BLK	Stl.	Pts.
		FG-FGA	Pct.		Def.	Total													
Lafayette	13	3-3	1.000	0-0	.000	4-6	.667	0	3	3	0	0	0	2	0	0	0	0	10
Hofstra	11	2-3	.667	0-0	.000	0-0	.000	1	2	3	1	0	0	0	0	0	0	0	4

Cornett's Career Statistics

YEAR	G-S	MIN/AVG	FG-FGA	PCT.	3-Point		FT-FTA	PCT.	O	Rebounds			AST.	STL	BLK	PF-D	PTS/AVG
					FG-FGA	PCT.				D	TOT	AVG.					
2002-03	12-0	61/5.1	10-17	.588	0-0	.000	10-14	.714	2	11	13	1.1	2	0	3	7-0	30/2.5
BIG EAST	2-0	4/2.0	0-1	.000	0-0	.000	2-4	.500	1	0	1	0.5	0	0	0	0-0	2/1.0
2003-04	26-1	284/10.9	38-80	.475	0-0	.000	42-62	.677	38	51	89	3.4	4	11	7	32-0	118/4.5
BIG EAST	14-0	121/8.6	13-37	.400	0-0	.000	14-27	.519	19	25	44	3.1	0	5	2	14-0	40/2.0
2004-05	26-0	245/9.4	40-68	.588	0-0	.000	15-37	.405	32	35	67	2.6	4	5	10	36-0	95/3.7
BIG EAST	13-0	131/10.1	24-35	.686	0-0	.000	8-19	.421	16	19	35	2.7	1	2	3	20-0	56/4.3
2005-06	2-0	24/12.0	5-6	.833	0-0	.000	4-6	.667	1	5	6	3.0	0	0	2	1-0	14/7.0
BIG EAST	0-0	0/0.0	0-0	.000	0-0	.000	0-0	.000	0	0	0	0.0	0	0	0	0-0	0/0.0
TOTALS	66-1	614/9.3	93-171	.544	0-0	.000	71-119	.597	73	102	175	2.7	10	16	22	76-0	257/3.9
BIG EAST	29-0	245/8.4	37-73	.507	0-0	.000	24-50	.480	36	44	80	2.8	1	7	5	34-0	98/3.4



Torin Francis

Forward • Senior • 6-11 • 252 • Boston, MA

(Tabor Academy)


34

• Two-time Irish captain • Has started all 85 games he has played during his career • Tops among all returnees with 23 double-doubles • scored in double figures in 49 career games and netted 20-plus points in 10 contests and grabbed 10-plus rebounds in 29 games.

Opp.	Min.	Total				Rebounds				PF	A	TO	BLK	Stl.	Pts.	
		FG-FGA	Pct.	3FG-FGA	Pct.	FT-FTA	Pct.	Off.	Def.							Total
Lafayette (S)	29	2-5	.400	0-0	.000	4-4	1.000	2	12	14	1	1	1	0	1	8
Hofstra (S)	29	4-8	.500	0-0	.000	3-4	.750	2	5	7	1	2	1	1	0	11

Francis' Career Statistics

YEAR	G-S	MIN/AVG	FG-FGA	PCT.	3-Point			FT-FTA	PCT.	Rebounds			AST.	STL	BLK	PF-D	PTS/AVG
					FG-FGA	PCT.	PCT.			O	D	TOT					
2002-03	34-34	974/28.6	126-252	.500	1-1	1.000	124-181	.685	96	188	284	8.4	34	16	60	64-0	377/11.1
BIG EAST	16-16	448/28.0	48-104	.462	0-0	.000	56-83	.675	34	71	105	6.6	19	7	23	29-0	152/9.5
2003-04	20-20	632/31.6	98-181	.567	0-2	.000	88-129	.682	61	114	175	8.8	23	7	35	47-0	284/14.2
BIG EAST	10-10	275/27.5	51-90	.567	0-0	.000	26-48	.542	26	42	68	6.8	6	1	13	23-0	128/12.8
2004-05	29-29	766/26.4	96-213	.451	0-0	.000	78-114	.684	84	143	227	7.8	14	8	31	60-1	270/9.3
BIG EAST	16-16	440/27.5	56-134	.418	0-0	.000	49-68	.721	46	74	120	7.5	8	6	16	44-1	161/10.1
2005-06	2-2	58/29.0	6-13	.462	0-0	.000	7-8	.875	4	17	21	10.5	3	1	1	2-0	19/9.5
BIG EAST	0-0	0/0.0	0-0	.000	0-0	.000	0-0	.000	0	0	0	0.0	0	0	0	0-0	0/0.0
TOTALS	85-85	2430/28.6	326-659	.495	1-3	.333	297-432	.688	245	462	707	8.3	74	32	127	173-1	950/11.2
BIG EAST	42-42	1163/27.7	155-328	.473	0-0	.000	131-199	.658	106	187	293	7.0	33	14	52	96-1	441/10.5



Chris Quinn


Guard • Senior • 6-2 • 185 • Dublin, OH
(Dublin Coffman)

• Two-time Irish captain • Has missed only one game (due to injury) during his career • Netted double figures in 50 games • Finished with 20-plus points in eight career outings • Named to the BIG EAST Preseason Honorable Mention Team • Set a career high in assists against Lafayette with nine.

Opp.	Min.	Total				Rebounds				PF	A	TO	BLK	Stl.	Pts.	
		FG-FGA	Pct.	3FG-FGA	Pct.	FT-FTA	Pct.	Off.	Def.							Total
Lafayette (S)	37	5-10	.500	1-2	.500	4-6	.667	0	3	3	1	9	4	0	5	15
Hofstra (S)	38	6-12	.500	2-4	.500	2-2	1.000	1	3	4	2	6	1	0	3	16

Quinn's Career Statistics

YEAR	G-S	MIN/AVG	FG-FGA	PCT.	3-Point		FT-FTA	PCT.	O	Rebounds			AST.	STL	BLK	PF-D	PTS/AVG
					FG-FGA	PCT.				D	TOT	AVG.					
2002-03	34-0	521/15.3	43-90	.478	29-66	.439	16-20	.800	18	35	53	1.6	51	28	3	40-0	131/3.9
BIG EAST	16-0	210/13.1	15-33	.455	10-25	.400	8-10	.800	13	7	20	1.3	22	12	1	15-0	48/3.0
2003-04	32-25	1145/35.8	153-354	.432	74-195	.379	77-96	.802	15	80	95	3.0	104	47	5	62-0	457/14.3
BIG EAST	16-14	582/36.4	76-182	.418	38-105	.362	38-52	.731	8	41	49	3.1	60	26	4	29-0	228/14.3
2004-05	27-27	977/36.2	120-266	.451	66-145	.455	47-60	.783	21	56	77	2.9	86	35	5	42-0	353/12.6
BIG EAST	17-17	598/35.2	71-146	.486	43-83	.518	24-31	.774	15	37	52	3.3	54	13	4	22-0	209/12.3
2006-06	2-2	75/37.5	11-22	.500	3-6	.500	6-8	.750	1	6	7	3.5	15	8	0	3-0	31/15.5
BIG EAST	0-0	0/0.0	0-0	.000	0-0	.000	0-0	.000	0	0	0	0.0	0	0	0	0-0	0/0.0
TOTALS	96-55	2728/28.4	327-733	.446	172-412	.417	146-184	.793	55	177	232	2.4	256	118	13	147-0	972/10.1
BIG EAST	48-30	1380/28.8	162-361	.450	91-213	.430	70-93	.753	36	85	121	2.5	136	51	9	66-0	483/9.9



Russell Carter

Guard • Junior • 6-4 • 223 • Paulsboro, NJ
(Paulsboro)

43

• Earned first career start in final game last season versus Holy Cross (first round of NIT) • Has started both games for the Irish this year • Has scored in double figures in two career outings • Played a career-high 25 minutes in the season opener against Lafayette and dished out a career-high three assists versus Hofstra.

Opp.	Min.	Total		Pct.	3FG-FGA		Pct.	FT-FTA		Pct.	Off.	Rebounds		PF	A	TO	BLK	Stl.	Pts.
		FG-FGA	Pct.		Def.	Total													
Lafayette (S)	25	2-5	.400	1-3	.333	4-6	.667	1	1	2	2	1	0	0	2	9			
Hofstra (S)	24	2-4	.500	1-1	1.000	1-2	.500	1	2	3	2	3	1	0	1	6			

Carter's Career Statistics

YEAR	G-S	MIN/AVG	FG-FGA		PCT.	3-Point		FT-FTA	PCT.	Rebounds			AST.	STL	BLK	PF-D	PTS/AVG
			PCT.	FG-FGA		PCT.	O			D	TOT	AVG.					
2003-04	11-0	23/2.1	3-9	.333	2-5	.400	1-2	.500	1	3	4	0.4	0	1	1	5-0	9/0.8
BIG EAST	4-0	5/1.3	2-3	.667	1-2	.500	0-0	.000	0	1	1	0.3	0	0	0	2-0	5/1.3
2004-05	24-1	204/8.5	30-61	.492	12-24	.500	11-18	.611	19	14	33	1.4	9	8	2	31-0	83/3.5
BIG EAST	14-0	75/5.4	11-18	.611	5-8	.625	1-5	.200	4	5	9	0.6	3	2	1	13-0	28/2.0
2005-06	2-2	49/24.5	4-9	.444	2-4	.500	5-8	.625	2	3	5	2.5	4	3	0	3-0	15/7.5
BIG EAST	0-0	0/0.0	0-0	.000	0-0	.000	0-0	.000	0	0	0	0.0	0	0	0	0-0	0/0.0
TOTALS	37-3	276/7.5	37-79	.468	16-33	.485	17-28	.607	22	20	42	1.1	13	12	3	40-0	107/2.9
BIG EAST	18-0	80/4.4	13-21	.619	6-10	.600	1-5	.200	4	6	10	0.6	3	2	1	15-0	33/1.8



Colin Falls

Guard • Junior • 6-5 • 204 • Park Ridge, IL
(Loyola Academy)

15

• Has not missed a game during his Notre Dame career • After just two seasons, already ranks as one of the top three-point shooters in school history • His 93 three-pointers a year ago were the most ever by an Irish player in his sophomore season and third most in a single season.

Opp.	Min.	Total		Pct.	3FG-FGA		Pct.	FT-FTA		Pct.	Off.	Rebounds		PF	A	TO	BLK	Stl.	Pts.
		FG-FGA	Pct.		Def.	Total													
Lafayette (S)	29	5-13	.385	5-10	.500	0-2	.000	0	0	0	0	1	3	1	0	1	1	15	
Hofstra (S)	38	5-13	.35	5-12	.417	4-6	.667	0	1	1	2	0	2	1	1	19			

Falls' Career Statistics

YEAR	G-S	MIN/AVG	FG-FGA	PCT.	3-Point		FT-FTA	PCT.	Rebounds			AST.	STL	BLK	PF-D	PTS/AVG	
					FG-FGA	PCT.			O	D	TOT						AVG.
2003-04	32-8	499/15.6	47-115	.409	37-94	.394	16-23	.696	12	30	42	1.3	28	11	3	38-0	147/4.6
BIG EAST	16-2	196/12.3	19-45	.422	16-39	.410	11-16	.688	6	12	18	1.1	11	6	1	21-0	65/4.1
2004-05	29-22	901/31.1	101-261	.387	93-225	.413	70-78	.897	13	47	60	2.1	40	24	6	60-1	365/12.6
BIG EAST	16-16	567/35.4	65-171	.380	61-147	.415	52-58	.897	7	29	36	2.3	24	12	3	41-1	243/15.2
2005-06	2-2	64/32.0	10-26	.385	10-22	.455	4-8	.500	0	1	1	0.5	3	2	1	3-0	34/17.0
BIG EAST	0-0	0/0.0	0-0	.000	0-0	.000	0-0	.000	0	0	0	0.0	0	0	0	0-0	0/0.0
TOTALS	63-32	1464/23.2	158-402	.393	140-341	.411	90-109	.826	25	78	103	1.6	71	37	10	101-1	546/8.7
BIG EAST	33-19	799/24.2	85-226	.376	78-194	.402	63-74	.851	13	42	55	1.7	36	18	4	64-1	311/9.4



Rob Kurz

Forward • Sophomore • 6-9 • 238 • Lower Gwynedd, PA
(Penn Charter)


31

• Figures to be a key part of Notre Dame's frontline this season • Saw action in four games during his freshman season • has scored in double figures in one career game • Set career highs in points (18), rebounds (8), field goals (8), field goals attempted (10) and minutes (25) in the season opener versus Lafayette in his first career start • Named to BIG EAST Weekly Honor Roll for the week of Nov. 21 following performance against Leopards.

Opp.	Min.	Total						Off.	Rebounds		PF	A	TO	BLK	Stl.	Pts.
		FG-FGA	Pct.	3FG-FGA	Pct.	FT-FTA	Pct.		Def.	Total						
Lafayette (S)	25	8-10	.800	1-1	1.000	1-1	1.000	7	1	8	4	1	2	0	0	18
Hofstra (S)	18	1-3	.333	0-0	.000	0-0	.000	1	6	7	2	0	4	1	0	2

Kurz' Career Statistics

YEAR	G-S	MIN/AVG	FG-FGA	PCT.	3-Point			FT-FTA	PCT.	Rebounds			AST.	STL	BLK	PF-D	PTS/AVG
					FG-FGA	PCT.	PCT.			O	D	TOT					
2004-05	14-0	66/4.7	5-14	.357	1-3	.333	8-14	.571	8	8	16	1.1	3	1	2	9-1	19/1.4
BIG EAST	4-0	4/1.0	0-0	.000	0-0	.000	0-0	.000	0	0	0	0.0	0	0	0	0-0	0/0.0
2005-06	2-2	43/21.5	9-13	.692	1-1	1.000	1-1	1.000	8	7	15	7.5	1	0	1	6-0	20/10.0
BIG EAST	0-0	0/0.0	0-0	.000	0-0	.000	0-0	.000	0	0	0	0.0	0	0	0	0-0	0/0.0
TOTALS	16-2	109/6.8	14-27	.519	2-4	.500	9-15	.600	16	15	31	1.9	4	1	3	15-1	39/2.4
BIG EAST	4-0	4/1.0	0-0	.000	0-0	.000	0-0	.000	0	0	0	0.0	0	0	0	0-0	0/0.0



Ryan Ayers

Guard/Forward • Freshman • 6-8 • 203 • Blue Bell, PA

(Germantown Academy)


42

• One of four freshmen on this year's squad ... hails from a basketball family — father Randy is an assistant coach with the Orlando Magic after previously coaching the Philadelphia 76ers and serving as head coach at Ohio State.

Opp.	Min.	Total				Rebounds				PF	A	TO	BLK	Stl.	Pts.	
		FG-FGA	Pct.	3FG-FGA	Pct.	FT-FTA	Pct.	Off.	Def.							Total
Lafayette	12	1-3	.333	0-2	.000	0-0	.000	1	1	2	0	0	2	0	0	2
Hofstra	2	0-0	.000	0-0	.000	0-0	.000	0	0	0	0	0	0	0	0	0

Ayers' Career Statistics

YEAR	G-S	MIN/AVG	3-Point				Rebounds				AST.	STL	BLK	PF-D	PTS/AVG		
			FG-FGA	PCT.	FG-FGA	PCT.	FT-FTA	PCT.	O	D						TOT	AVG.
2005-06	2-0	14/7.0	1-3	.333	0-2	.000	0-0	.000	1	1	2	1.0	0	0	0	0-0	2/1.0
BIG EAST	0-0	0/0.0	0-0	.000	0-0	.000	0-0	.000	0	0	0	0.0	0	0	0	0-0	0/0.0
TOTALS	2-0	14/7.0	1-3	.333	0-2	.000	0-0	.000	1	1	2	1.0	0	0	0	0-0	2/1.0
BIG EAST	0-0	0/0.0	0-0	.000	0-0	.000	0-0	.000	0	0	0	0.0	0	0	0	0-0	0/0.0



Zach Hillesland

Forward • Freshman • 6-9 • 226 • Toledo, OH
(St. John's Jesuit)


33

• One of four freshmen who should see playing time off the bench.

Opp.	Min.	Total		3FG-FGA	Pct.	FT-FTA	Pct.	Off.	Rebounds		PF	A	TO	BLK	Stl.	Pts.
		FG-FGA	Pct.						Def.	Total						
Lafayette	3	0-1	.000	0-0	.000	0-0	.000	0	0	0	0	0	0	0	0	0
Hofstra	2	0-0	.000	0-0	.000	0-0	.000	0	1	1	0	0	0	0	0	0

Hillesland's Career Statistics

YEAR	G-S	MIN/AVG	FG-FGA	PCT.	3-Point		FT-FTA	PCT.	O	Rebounds			AST.	STL	BLK	PF-D	PTS/AVG
					FG-FGA	PCT.				D	TOT	AVG.					
2005-06	2-0	5/2.5	0-1	.000	0-0	.000	0-0	.000	0	1	1	0.5	0	0	0	0-0	0/0.0
BIG EAST	0-0	0/0.0	0-0	.000	0-0	.000	0-0	.000	0	0	0	0.0	0	0	0	0-0	0/0.0
TOTALS	0-0	0/0.0	0-0	.000	0-0	.000	0-0	.000	0	0	0	0.0	0	0	0	0-0	0/0.0
BIG EAST	0-0	0/0.0	0-0	.000	0-0	.000	0-0	.000	0	0	0	0.0	0	0	0	0-0	0/0.0



Kyle McAlarney
 Guard • Freshman • 6-1 • 200 • Staten Island, NY
 (Moore Catholic)

23

• Talented scoring threat will back up Chris Quinn this season at point guard • has played double-digit minutes in both Irish contests this season, averaging 6.0 points per game.

Opp.	Min.	Total		Pct.	3FG-FGA		Pct.	FT-FTA		Pct.	Off.	Rebounds		PF	A	TO	BLK	Stl.	Pts.
		FG-FGA						Def.	Total										
Lafayette	15	1-6		.167	1-3		.333	4-4		1.000	2	0	2	1	0	0	0	0	7
Hofstra	17	2-3		.667	1-2		.500	0-0		.000	0	0	0	0	3	1	0	1	5

McAlarney's Career Statistics

YEAR	G-S	MIN/AVG	FG-FGA		PCT.	3-Point		PCT.	FT-FTA		PCT.	Rebounds			AST.	STL	BLK	PF-D	PTS/AVG	
						FG-FGA	PCT.		O	D		TOT	AVG.							
2005-06	2-0	32/16.0	3-9		.333	2-5		.400	4-4		1.000	2	0	2	1.0	3	1	0	0-0	12/6.0
BIG EAST	0-0	0/0.0	0-0		.000	0-0		.000	0-0		.000	0	0	0	0.0	0	0	0	0-0	0/0.0
TOTALS	2-0	32/16.0	3-9		.333	2-5		.400	4-4		1.000	2	0	2	1.0	3	1	0	0-0	12/6.0
BIG EAST	0-0	0/0.0	0-0		.000	0-0		.000	0-0		.000	0	0	0	0.0	0	0	0	0-0	0/0.0



Luke Zeller

Forward/Center • Freshman • 6-11 • 240 • Washington, IN
(Washington)


40

• Joins Chris Thomas (2001-05) as the the second Indiana Mr. Basketball to attend Notre Dame • One of two McDonald's All-Americans on the Irish roster • Pulled down nine rebounds to pace the Irish versus Hofstra.

Opp.	Min.	Total				Rebounds				PF	A	TO	BLK	Stl.	Pts.	
		FG-FGA	Pct.	3FG-FGA	Pct.	FT-FTA	Pct.	Off.	Def.							Total
Lafayette	11	0-0	.000	0-0	.000	0-0	.000	0	3	3	5	0	4	1	1	0
Hofstra	23	2-6	.333	1-3	.333	1-2	.500	1	8	9	0	2	1	1	0	6

Zeller's Career Statistics

YEAR	G-S	MIN/AVG	3-Point				Rebounds				AST.	STL	BLK	PF-D	PTS/AVG		
			FG-FGA	PCT.	FG-FGA	PCT.	FT-FTA	PCT.	O	D						TOT	AVG.
2005-06	2-0	34/17.0	2-6	.333	1-3	.333	1-2	.500	1	11	12	6.0	2	1	2	5-1	6/3.0
BIG EAST	0-0	0/0.0	0-0	.000	0-0	.000	0-0	.000	0	0	0	0.0	0	0	0	0-0	0/0.0
TOTALS	2-0	34/17.0	2-6	.333	1-3	.333	1-2	.500	1	11	12	6.0	2	1	2	5-1	6/3.0
BIG EAST	0-0	0/0.0	0-0	.000	0-0	.000	0-0	.000	0	0	0	0.0	0	0	0	0-0	0/0.0



Chris Murphy
 Forward • Senior • 6-7 • 216 • Downer's Grove, IL
 (Benet Academy)

24

• Second year walk-on to Irish program • Notched first career rebound against Hofstra.

Total Opp.	Min.	FG-FGA	Pct.	3FG-FGA	Pct.	FT-FTA	Pct.	Rebounds			PF	A	TO	BLK	Stl.	Pts.
								Off.	Def.	Total						
Lafayette	1	0-0	.000	0-0	.000	0-0	.000	0	0	0	0	0	0	0	0	0
Hofstra	1	0-0	.000	0-0	.000	0-0	.000	0	1	1	0	0	0	0	0	0

Murphy's Career Statistics

YEAR	G-S	MIN/AVG	FG-FGA	PCT.	3-Point		FT-FTA	PCT.	Rebounds			AST.	STL	BLK	PF-D	PTS/AVG	
					FG-FGA	PCT.			O	D	TOT						AVG.
2004-05	2-0	2/1.0	0-0	.000	0-0	.000	0-0	.000	0	0	0	0.0	0	0	0	1-0	0/0.0
BIG EAST	2-0	1/1.0	0-0	.000	0-0	.000	0-0	.000	0	0	0	0.0	0	0	0	0-0	0/0.0
2005-06	2-0	2/1.0	0-0	.000	0-0	.000	0-0	.000	0	1	1	0.5	0	0	0	0-0	0/0.0
BIG EAST	0-0	0/0.0	0-0	.000	0-0	.000	0-0	.000	0	0	0	0.0	0	0	0	0-0	0/0.0
TOTALS	4-0	4/1.0	0-0	.000	0-0	.000	0-0	.000	0	1	0	0.3	0	0	0	1-0	0/0.0
BIG EAST	1-0	1/1.0	0-0	.000	0-0	.000	0-0	.000	0	0	0	0.0	0	0	0	0-0	0/0.0

Career/Season Highs

Ryan Ayers

Points:

Career: 2 vs. Lafayette (11-20-05)

Field Goals:

Career: 1 vs. Lafayette (11-20-05)

Field Goals Attempted:

Career: 3 vs. Lafayette (11-20-05)

Field-Goal Percentage:

Career: .333 vs. Lafayette (11-20-05)

Three-Point Field Goals:

Career: —

Three-Point Field Goals Attempted:

Career: 2 vs. Lafayette (11-20-05)

Three-Point Field Goal Percentage:

Career: —

Free Throws:

Career: —

Free Throws Attempted:

Career: —

Free-Throw Percentage:

Career: —

Rebounds:

Career: 2 vs. Lafayette (11-20-05)

Assists:

Career: —

Blocked Shots:

Career: —

Steals:

Career: —

Minutes:

Career: 12 vs. Lafayette (11-20-05)

Russell Carter

Points:

Career: 12 vs. Rutgers (3-9-05)

Season: 9 vs. Lafayette (11-20-05)

Field Goals:

Career: 4 vs. Rutgers (3-9-05)

Season: 2 on two occasions

Field Goals Attempted:

Career: 9 vs. Rutgers (3-9-05)

Season: 5 vs. Lafayette (11-20-05)

Field-Goal Percentage:

Career: 1.000 on five occasions

Season: .500 vs. Hofstra (11-22-05)

Three-Point Field Goals:

Career: 1 on 13 occasions

Season: 1 on two occasions

Three-Point Field Goals Attempted:

Career: 4 on two occasions

Season: 3 vs. Lafayette (11-20-05)

Three-Point Field Goal Percentage:

Career: 1.000 (1-1) on seven occasions

Season: 1.000 vs. Hofstra (11-22-05)

Free Throws:

Career: 4 vs. Samford (12-30-04) and Lafayette (11-20-05)

Season: 4 vs. Lafayette (11-20-05)

Free Throws Attempted:

Career: 6 vs. Samford (12-30-04) and Lafayette (11-20-05)

Season: 6 vs. Lafayette (11-20-05)

Free-Throw Percentage:

Career: 1.000 on two occasions

Season: .667 vs. Lafayette (11-20-05)

Rebounds:

Career: 7 vs. Samford (12-30-04)

Season: 2 vs. Lafayette (11-20-05)

Assists:

Career: 3 vs. Hofstra (11-22-05)

Season: 3 vs. Hofstra (11-22-05)

Blocked Shots:

Career: 1 on two occasions

Season: —

Steals:

Career: 2 vs. Army (12-19-04) and Lafayette (11-20-05)

Season: 2 vs. Lafayette (11-20-05)

Minutes:

Career: 25 vs. Lafayette (11-20-05)

Season: 25 vs. Lafayette (11-20-05)

Rick Cornett

Points:

Career: 16 vs. Purdue (3-17-04)

Season: 10 vs. Lafayette (11-20-05)

Field Goals:

Career: 5 vs. Connecticut (3-11-4)

Season: 3 vs. Lafayette (11-20-05)

Field Goals Attempted:

Career: 9 vs. Providence (2-19-05)

Season: 3 on two occasions

Field-Goal Percentage:

Career: 1.000 on seven occasions

Season: 1.000 (3-3) vs. Lafayette (11-20-05)

Three-Point Field Goals:

Career: —

Season: —

Three-Point Field Goals Attempted:

Career: —

Season: —

Three-Point Field Goal Percentage:

Career: —

Season: —

Free Throws:

Career: 8 vs. Purdue (3-17-04)

Season: 4 vs. Lafayette (11-20-05)

Free Throws Attempted:

Career: 9 vs. Providence (2-19-05)

Season: 6 vs. Lafayette (11-20-05)

Free-Throw Percentage:

Career: 1.000 on 11 occasions

Season: .667 vs. Lafayette (11-20-05)

Rebounds:

Career: 10 vs. Providence (2-15-05)

Season: 3 on two occasions

Assists:

Career: 2 on three occasions

Season: —

Blocked Shots:

Career: 2 on five occasions

Season: 2 vs. Lafayette (11-20-05)

Steals:

Career: 2 on four occasions

Season: —

Minutes:

Career: 27 vs. Providence (2-19-05)

Season: 13 vs. Lafayette (11-20-05)

Colin Falls

Points:

Career: 28 vs. Pittsburgh (3-5-05)

Season: 19 vs. Hofstra (11-22-05)

Field Goals:

Career: 8 vs. Boston College (2-8-05) and Pittsburgh (3-5-05)

Season: 5 on two occasions

Field Goals Attempted:

Career: 16 vs. St. John's (1-15-05) and Pittsburgh (3-5-05)

Season: 13 on two occasions

Field-Goal Percentage:

Career: 1.000 on four occasions

Season: .385 on two occasions

Three-Point Field Goals:

Career: 8 vs. Pittsburgh (3-5-05)

Season: 5 on two occasions

Three-Point Field Goals Attempted:

Career: 14 vs. Pittsburgh (11-20-05)

Season: 12 vs. Hofstra (11-22-05)

Three-Point Field Goal Percentage:

Career: 1.000 on three occasions

Season: .500 vs. Lafayette (11-20-05)

Free Throws:

Career: 10 vs. Seton Hall (1-5-05)

Season: 4 vs. Hofstra (11-22-05)

Free Throws Attempted:

Career: 11 vs. Seton Hall (1-5-05)

Season: 6 vs. Hofstra (11-22-05)

Free-Throw Percentage:

Career: 1.000 on 14 occasions

Season: .667 vs. Hofstra (11-22-05)

Rebounds:

Career: 5 on three occasions

Season: 1 vs. Hofstra (11-22-05)

Assists:

Career: 5 vs. Army (12-19-04)

Season: 3 vs. Lafayette (11-20-05)

Blocked Shots:

Career: 1 on five occasions

Season: 1 vs. Hofstra (11-22-05)

Steals:

Career: 3 on three occasions

Season: 1 on two occasions

Minutes:

Career: 40 vs. Syracuse (2-5-05) and Holy Cross (3-15-05)

Season: 35 vs. Hofstra (11-22-05)

Torin Francis

Points:

Career: 25 vs. Arizona (3-27-03)

Season: 11 vs. Hofstra (11-22-05)

Field Goals:

Career: 10 vs. Arizona (3-27-03)

Season: 4 vs. Hofstra (11-22-05)

Field Goals Attempted:

Career: 15 vs. Rutgers (1-31-04)

Season: 8 vs. Hofstra (11-22-05)

Field-Goal Percentage:

Career: 1.000 on four occasions

Season: .500 vs. Hofstra (11-22-05)

Three-Point Field Goals:

Career: 1 vs. Arizona (3-27-03)

Season: —

Three-Point Field Goals Attempted:

Career: 1 vs. Arizona (3-27-03)

Season: —

Three-Point Field Goal Percentage:

Career: 1.000 (1-1) vs. Arizona (3-27-03)

Season: —

Free Throws:

Career: 11 on two occasions

Season: 4 vs. Lafayette (2-20-05)

Free Throws Attempted:

Career: 17 vs. Syracuse (2-15-03)

Season: 4 on two occasions

Free-Throw Percentage:

Career: 1.000 on eight occasions

Season: 1.000 vs. Lafayette (11-20-05)

Career/Season Highs

Rebounds:

Career: 20 vs. Bucknell (11-2-03)
Season: 14 vs. Lafayette (11-20-05)

Assists:

Career: 4 vs. Virginia Tech (2-22-03)
Season: 2 vs. Hofstra (11-22-05)

Blocked Shots:

Career: 8 vs. Texas (12-8-02)
Season: 1 vs. Hofstra (11-22-05)

Steals:

Career: 3 vs. Seton Hall (1-12-03)
Season: 1 vs. Lafayette (11-20-05)

Minutes:

Career: 40 on two occasions
Season: 29 on two occasions

Zach Hillesland

Points:

Career: —

Field Goals:

Career: —

Field Goals Attempted:

Career: 1 vs. Lafayette (11-20-05)

Field-Goal Percentage:

Career: —

Three-Point Field Goals:

Career: —

Three-Point Field Goals Attempted:

Career: —

Three-Point Field Goal Percentage:

Career: —

Free Throws:

Career: —

Free Throws Attempted:

Career: —

Free-Throw Percentage:

Career: —

Rebounds:

Career: 1 vs. Hofstra (11-22-05)

Assists:

Career: —

Blocked Shots:

Career: —

Steals:

Career: —

Minutes:

Career: 3 vs. Lafayette (11-20-05)

Rob Kurz

Points:

Career: 18 vs. Lafayette (11-20-05)
Season: 18 vs. Lafayette (11-20-05)

Field Goals:

Career: 8 vs. Lafayette (11-20-05)
Season: 8 vs. Lafayette (11-20-05)

Field Goals Attempted:

Career: 10 vs. Lafayette (11-20-05)
Season: 10 vs. Lafayette (11-20-05)

Field-Goal Percentage:

Career: 1.000 vs. IPFW (11-23-04)
Season: .800 vs. Lafayette (11-20-05)

Three-Point Field Goals:

Career: 1 vs. Holy Cross (3-15-05) and Lafayette (11-20-05)

Season: 1 vs. Lafayette (11-20-05)

Three-Point Field Goals Attempted:

Career: 1 on four occasions
Season: 1 vs. Lafayette (11-20-05)

Three-Point Field Goal Percentage:

Career: 1.000 vs. Holy Cross (3-15-05) and Lafayette (11-20-05)

Season: 1.000 vs. Lafayette (11-20-05)

Free Throws:

Career: 6 vs. Holy Cross (3-15-05)
Season: 1 vs. Lafayette (11-20-05)

Free Throws Attempted:

Career: 11 vs. Holy Cross (3-15-05)
Season: 1 vs. Lafayette (11-20-05)

Free-Throw Percentage:

Career: 1.000 vs. Marist (12-22-04)
Season: 1.000 vs. Lafayette (11-20-05)

Rebounds:

Career: 8 vs. Lafayette (11-20-05)
Season: 8 vs. Lafayette (11-20-05)

Assists:

Career: 2 vs. Holy Cross (3-15-05)
Season: 1 vs. Lafayette (11-20-05)

Blocked Shots:

Career: 1 on three occasions
Season: 1 vs. Hofstra (11-22-05)

Steals:

Career: 1 vs. Indiana (12-8-05)
Season: —

Minutes:

Career: 25 vs. Lafayette (11-20-05)
Season: 25 vs. Lafayette (11-20-05)

Kyle McAlarney

Points:

Career: 7 vs. Lafayette (11-20-05)

Field Goals:

Career: 2 vs. Hofstra (11-22-05)

Field Goals Attempted:

Career: 6 vs. Lafayette (11-20-05)

Field-Goal Percentage:

Career: .667 vs. Hofstra (11-22-05)

Three-Point Field Goals:

Career: 1 on two occasions

Three-Point Field Goals Attempted:

Career: 3 vs. Lafayette (11-20-05)

Three-Point Field Goal Percentage:

Career: .333 vs. Lafayette (11-20-05)

Free Throws:

Career: 4 vs. Lafayette (11-20-05)

Free Throws Attempted:

Career: 4 vs. Lafayette (11-20-05)

Free-Throw Percentage:

Career: 1.000 vs. Lafayette (11-20-05)

Rebounds:

Career: 2 vs. Lafayette (11-20-05)

Assists:

Career: 3 vs. Hofstra (11-22-05)

Blocked Shots:

Career: —

Steals:

Career: 1 vs. Hofstra (11-22-05)

Minutes:

Career: 17 vs. Hofstra (11-22-05)

Chris Quinn

Points:

Career: 25 on three occasions
Season: 16 vs. Hofstra (11-22-05)

Field Goals:

Career: 10 vs. Pittsburgh (2-12-05)
Season: 6 vs. Hofstra (11-22-05)

Field Goals Attempted:

Career: 19 vs. UCLA (2-27-05)
Season: 12 vs. Hofstra (11-22-05)

Field-Goal Percentage:

Career: 1.000 on two occasions
Season: .500 on two occasions

Three-Point Field Goals:

Career: 6 vs. Quinnipiac (12-23-03)
Season: 2 vs. Hofstra (11-22-05)

Three-Point Field Goals Attempted:

Career: 10 vs. Syracuse (1-17-04)
Season: 4 vs. Hofstra (11-22-05)

Three-Point Field Goal Percentage:

Career: 1.000 (1-1) on seven occasions
Season: .500 on two occasions

Free Throws:

Career: 8 vs. Purdue (3-17-04)
Season: 4 vs. Lafayette (11-20-05)

Free Throws Attempted:

Career: 9 vs. Purdue (3-17-04)
Season: 6 vs. Lafayette (11-20-05)

Free-Throw Percentage:

Career: 1.000 on 26 occasions
Season: 1.000 vs. Hofstra (11-22-05)

Rebounds:

Career: 7 vs. St. John's (1-15-05)
Season: 4 vs. Hofstra (11-22-05)

Assists:

Career: 9 vs. Lafayette (11-20-05)
Season: 9 vs. Lafayette (11-20-05)

Blocked Shots:

Career: 1 on 12 occasions
Season: —

Steals:

Career: 6 on two occasions
Season: 5 vs. Lafayette (11-20-05)

Minutes:

Career: 40 on seven occasions
Season: 38 vs. Hofstra (11-22-05)

Luke Zeller

Points:

Career: 6 vs. Hofstra (11-22-05)

Field Goals:

Career: 2 vs. Hofstra (11-22-05)

Field Goals Attempted:

Career: 6 vs. Hofstra (11-22-05)

Field-Goal Percentage:

Career: .333 vs. Hofstra (11-22-05)

Three-Point Field Goals:

Career: 1 vs. Hofstra (11-22-05)

Three-Point Field Goals Attempted:

Career: 3 vs. Hofstra (11-22-05)

Three-Point Field Goal Percentage:

Career: .333 vs. Hofstra (11-22-05)

Free Throws:

Career: 1 vs. Hofstra (11-22-05)

Free Throws Attempted:

Career: 2 vs. Hofstra (11-22-05)

Free-Throw Percentage:

Career: .500 vs. Hofstra (11-22-05)

Rebounds:

Career: 9 vs. Hofstra (11-22-05)

Assists:

Career: 2 vs. Hofstra (11-22-05)

Blocked Shots:

Career: 1 on two occasions

Steals:

Career: 1 vs. Lafayette (11-20-05)

Minutes:

Career: 23 vs. Hofstra (11-22-05)

2005-06 Game-By-Game Statistics

Overall 3-Point													
Opponent	FG-A	Pct.	FG-A	Pct.	FT-A	Pct.	O-D-Tot.	PF	A	TO	B	S	Pts
Lafayette	24-61	.393	7-21	.333	11-14	.786	10-19-29	23	18	13	3	7	66
Notre Dame	27-56	.482	9-21	.429	21-29	.724	14-29-43	15	15	14	3	10	84
Overall 3-Point													
Opponent	FG-A	Pct.	FG-A	Pct.	FT-A	Pct.	O-D-Tot.	PF	A	TO	B	S	Pts
Hofstra	21-67	.313	7-26	.269	1-6	.167	16-24-40	15	9	11	4	9	50
Notre Dame	24-52	.462	10-22	.455	11-16	.688	7-32-39	10	16	12	4	6	69

2005-06 Box Scores

Notre Dame 84, Lafayette 66
November 20, 2005
Joyce Center — Notre Dame, IN

Game 1

	3-pt			REB	PF	TP	A	TO	BK	ST	MIN
Lafayette	FG-A	FG-A	FT-A								
Andei Capusan	1-8	0-0	1-2	2-2-4	0	3	1	1	0	1	23
Ted Detmer	5-8	1-1	2-2	1-0-1	4	13	3	1	0	3	23
Pat Betley	2-4	1-2	0-2	0-1-1	1	5	2	0	0	0	22
Bilal Abdullah	4-9	0-3	6-6	0-2-2	2	14	1	2	1	1	32
Matt Betley	3-7	1-3	0-0	1-6-7	2	7	1	2	0	0	19
Paul Cummins	2-7	2-4	0-0	1-2-3	4	6	1	1	0	1	15
Everest Schmidt	4-8	0-0	2-2	2-1-3	4	10	3	2	2	0	29
Andrew Brown	3-9	2-8	0-0	0-3-3	4	8	5	4	0	1	34
Kerry Kenny	0-0	0-0	0-0	0-0-0	1	0	1	0	0	0	1
Dave Smith	0-0	0-0	0-0	0-0-0	0	0	0	0	0	0	1
Tom Leszczynski	0-1	0-0	0-0	0-0-0	1	0	0	0	0	0	1
Team				3-2-5							

TOTALS 24-61 7-21 11-14 10-19-29 23 66 18 13 3 7 200
 FG%: 1st Half 9-33, .273; 2nd Half 15-28, .536; Game .393; 3-PT%: 1st Half 3-12, .250;
 2nd Half 4-9, .444; Game .333; FT%: 1st Half 5-6, .833; 2nd Half 6-8, .750; Game .786;
 Deadball: 1.

	3-pt			REB	PF	TP	A	TO	BK	ST	MIN
Notre Dame	FG-A	FG-A	FT-A								
Rob Kurz	8-10	1-1	1-1	7-1-8	4	18	1	2	0	0	25
Torin Francis	2-5	0-0	4-4	2-12-14	1	8	1	1	0	1	29
Chris Quinn	5-10	1-2	4-6	0-3-3	1	15	9	4	0	5	37
Colin Falls	5-13	5-10	0-2	0-0-0	1	15	3	1	0	1	29
Russell Carter	2-5	1-3	4-6	1-1-2	2	9	1	0	0	2	25
Rick Cornett	3-3	0-0	4-6	0-3-3	0	10	0	0	2	0	13
Kyle McAlarney	1-6	1-3	4-4	2-0-2	1	7	0	0	0	0	15
Chris Murphy	0-0	0-0	0-0	0-0-0	0	0	0	0	0	0	1
Zach Hillesland	0-1	0-0	0-0	0-0-0	0	0	0	0	0	0	3
Luke Zeller	0-0	0-0	0-0	0-3-3	5	0	0	4	1	1	11
Ryan Ayres	1-3	0-2	0-0	1-1-2	0	2	0	2	0	0	12
Team				1-5-6							

TOTALS 27-56 9-21 21-29 14-29-43 15 84 15 14 3 10 200
 FG%: 1st Half 15-30, .500; 2nd Half 12-26, .462; Game .482; 3-PT%: 1st Half 6-12, .500;
 2nd Half 3-9, .333; Game .429; FT%: 1st Half 3-7, .429; 2nd Half 18-22, .818; Game .724;
 Deadball: 4.

SCORE BY PERIODS	1	2	F
Lafayette	26	40	66
Notre Dame	39	45	84

OFFICIALS: Tim Higgins, Jim Burr, Brian O'Connell
 TECHNICALS: None
 ATTENDANCE: 10,023

Notes: Notre Dame is now 83-18 all-time in season openers ... The Irish have won all six of its season openers under head coach Mike Brey ... Rob Kurz' 18 points and eight rebounds were both career-highs as he earned his first career start ... Chris Quinn's nine assists also marked a personal best.

Notre Dame 69, Hofstra 50
November 22, 2005
Joyce Center — Notre Dame, IN

Game 2

	3-pt			REB	PF	TP	A	TO	BK	ST	MIN
Hofstra	FG-A	FG-A	FT-A								
Aurimas Kieza	3-10	2-8	0-0	1-5-6	1	8	1	1	2	2	30
Adrian Uter	5-10	0-0	0-4	7-5-12	3	10	0	1	2	0	29
Loren Stokes	5-11	2-4	1-2	2-5-7	3	13	2	3	0	0	32
Antoine Agudio	4-13	0-4	0-0	2-1-3	1	8	1	3	0	1	32
Carlos Rivera	4-16	3-9	0-0	1-3-4	2	11	3	2	0	4	36
Zygis Sestokas	0-1	0-0	0-0	0-0-0	0	0	0	0	0	0	4
Jorge Lebron	0-1	0-1	0-0	0-0-0	0	0	0	0	0	0	2
Arminas Urbutis	0-2	0-0	0-0	0-3-3	4	0	0	0	0	1	12
Greg Johnson	0-3	0-0	0-0	1-0-1	0	0	2	0	0	1	16
Mike Davis-Saab	0-0	0-0	0-0	1-0-1	1	0	0	1	0	0	4
Chris Gadley	0-0	0-0	0-0	0-1-1	0	0	0	0	0	0	3
Team				1-1-2							

TOTALS 21-67 7-26 1-6 16-24-40 15 50 9 11 4 9 200
 FG%: 1st Half 14-36, .389; 2nd Half 7-31, .226; Game .313; 3-PT%: 1st Half 5-13, .385;
 2nd Half 2-13, .154; Game .269; FT%: 1st Half 0-4, .000; 2nd Half 1-2, .500; Game .167;
 Deadball: 3.

	3-pt			REB	PF	TP	A	TO	BK	ST	MIN
Notre Dame	FG-A	FG-A	FT-A								
Rob Kurz	1-3	0-0	0-0	1-6-7	2	2	0	4	1	0	18
Torin Francis	4-8	0-0	3-4	2-5-7	1	11	2	1	1	0	29
Chris Quinn	6-12	2-4	2-2	1-3-4	2	16	6	1	0	3	38
Colin Falls	5-13	5-12	4-6	0-1-1	2	19	0	2	1	1	35
Russell Carter	2-4	1-1	1-2	1-2-3	2	6	3	1	0	1	24
Rick Cornett	2-3	0-0	0-0	1-2-3	1	4	0	0	0	0	11
Kyle McAlarney	2-3	1-2	0-0	0-0-0	0	5	3	2	0	1	17
Chris Murphy	0-0	0-0	0-0	0-1-1	0	0	0	0	0	0	1
Zach Hillesland	0-0	0-0	0-0	0-1-0	0	0	0	0	0	0	2
Luke Zeller	2-6	1-3	1-2	1-8-9	0	6	2	1	1	0	23
Ryan Ayres	0-0	0-0	0-0	0-0-0	0	0	0	0	0	0	2
Team				0-3-3							

TOTALS 24-52 10-22 11-16 7-32-39 10 69 16 12 4 6 200
 FG%: 1st Half 12-29, .414; 2nd Half 12-23, .522; Game .462; 3-PT%: 1st Half 4-12, .333;
 2nd Half 6-10, .600; Game .455; FT%: 1st Half 1-2, .500; 2nd Half 10-14, .714; Game .688;
 Deadball: 2.

SCORE BY PERIODS	1	2	F
Hofstra	33	17	50
Notre Dame	29	40	69

OFFICIALS: Tim Higgins, Jim Burr, Brian O'Connell
 TECHNICALS: None
 ATTENDANCE: 10,023

Notes: Luke's Zeller's nine points marked a career-high ... Chris Quinn scored in double figures for the 50th time in his career.