



# 2017-18 UCONN WOMEN'S BASKETBALL

## 11-TIME NATIONAL CHAMPIONS

10-STRAIGHT FINAL FOUR TRIPS • 18 FINAL FOURS • 45 CONFERENCE CHAMPIONSHIPS

1995, 2000, 2002, 2003, 2004, 2009, 2010, 2013, 2014, 2015, 2016 NATIONAL CHAMPIONS

### 2017-18 SCHEDULE

Record: 6-0 Overall; 0-0 The American

#### NOVEMBER

Sun. 12	vs. #10/9 Stanford	ESPN	W, 78-53
Fri. 17	#20/25 CAL-GP	SNY	W, 82-47
Sun. 19	#15/13 MARYLAND -XL	ESPN	W, 97-72
Tue. 21	at #5/7 UCLA	ESPNU	W, 78-60
Sat. 25	1 vs. Michigan State	SNY	W, 96-62
Tue. 28	at Nevada	CBSN	W, 88-57

#### DECEMBER

Sun. 3	2 #3/2 NOTRE DAME-XL	ESPN	4 p.m.
Fri. 8	at DePaul	FS1	7 p.m.
Tue. 19	3 vs. #22/21 Oklahoma	CBSN	7 p.m.
Fri. 22	4 vs. Duquesne	SNY	7 p.m.
Sun. 31	MEMPHIS*	SNY	1:30 p.m.

#### JANUARY

Wed. 3	at ECU*	SNY	7 p.m.
Sat. 6	at #23/22 USF*	SNY	7 p.m.
Tue. 9	UCF*-GP	SNY	7 p.m.
Sat. 13	at Houston	SNY	3 p.m.
Mon. 15	at #2/6 Texas*	ESPN2	7 p.m.
Thu. 18	TULSA*-GP	SNY	7 p.m.
Sun. 21	at Temple*	ESPN2	1 p.m.
Tue. 24	at Memphis*	SNY	1 p.m.
Sat. 27	TULANE*-GP	SNY	12 p.m.

#### FEBRUARY

Thu. 1	at #4/2 South Carolina	ESPN	7 p.m.
Sun. 4	CINCINNATI*-XL	SNY	1 p.m.
Wed. 7	at UCF*	SNY	7 p.m.
Sat. 10	WICHITA STATE*-XL	SNY	1 p.m.
Mon. 12	#9/10 LOUISVILLE-GP	ESPN2	7 p.m.
Sun. 18	TEMPLE*-XL	CBSN	2 p.m.
Wed. 21	at Tulane*	SNY	8 p.m.
Sat. 24	at SMU*	SNY	6 p.m.
Mon. 26	#23/22 USF*-GP	ESPN2	7 p.m.

#### MARCH

Sat. 3 - Tue. 6	5TBD	TBA	TBD
-----------------	------	-----	-----

1 - NIKE PK 80 Invitational, Eugene, Ore. | 2 - Jimmy V Classic | 3 - Hall of Fame Holiday Showcase, Uncasville, Conn. | 4 - Played in Toronto, Canada | 5 - American Athletic Conference Championship | All Times Eastern | Home Game Denoted in **BOLD CAPS**

\$ - Exhibition Game

\* - American Regular Season Contest

^ - If Necessary

GP - Gampel Pavilion, Storrs, Conn. | XL - XL Center, Hartford, Conn.

#### UCONN ATHLETIC COMMUNICATIONS

WBB SID - Pat McKenna

email - patrick.mckenna@uconn.edu

Cell - 860-420-7311

Office - 860-486-2394

**MEDIA INTERVIEWS:** All interviews with players or members of the coaching staff must be arranged through Pat McKenna and the UConn Athletic Communications Office. No interviews will be granted on gameday until competition is over.

#### #1/ #1 UCONN HUSKIES (6-0, 0-0 AMERICAN ATHLETIC CONFERENCE)

vs. #3/#2 Notre Dame (7-0, 0-0 ACC)

Date: Sunday, December 3, 2017

Tipoff: 4:02 p.m. (ET)

Site: XL Center (15,558) • Hartford, Conn.

TV: Today's game will be televised nationally by ESPN, with Eric Frede (pxp) and Rebecca Lobo (color analyst) on the call.

Radio/Web: Today's game will be broadcast live on the UConn Radio Network with Bob Joyce and Debbie Fiske on the call.

Next Up: The Huskies hit the road again for a matchup against DePaul on Friday, December 8 in The Windy City. Game time is set for 7 p.m. ET and the contest will be televised on FS1.

#### 2017-18 IMG UCONN RADIO NETWORK

1080-AM WTIC (Hartford), 1400-AM WILI (Willimantic) 960-AM WELI (New Haven)

WGCH-AM 1490 (Greenwich) 95.3 FM (Willimantic)

#### UCONN PROBABLE STARTERS

#	Player	Pos.	Elg.	Ht.	Hometown	PPG	RPG	FG%	FT%	Min.
5	Crystal Dangerfield	G	So.	5-5	Murfreesboro, Tenn.	14.0	2.5	.484	.692	32.5

\* - 2017 American Conference All-Freshman Team Selection

11	Kia Nurse	G	Sr.	6-0	Hamilton, Ontario	16.2	3.2	.569	.778	32.8
----	-----------	---	-----	-----	-------------------	------	-----	------	------	------

\* - 2017-18 Preseason AAC Second Team | 2016-17 AAC Second Team Selection

\* - Set a single NCAA Tournament record with 22 3FG's made during the 2017 Tourn.

\* - Tied an NCAA Tournament single-game record with nine 3FG's on 3/20 vs. Syracuse

15	Gabby Williams	F	Sr.	5-11	Sparks, Nev.	12.2	8.5	.593	.643	29.0
----	----------------	---	-----	------	--------------	------	-----	------	------	------

\* - 2017-18 AP Preseason All-America Selection

\* - 2017-18 Unanimous Preseason First Team AAC selection

\* - 2017 WBCA National Defensive Player of the Year

\* - 2017 All-NCAA Tournament Team Selection

\* - 2017 American Conference Defensive Player of the Year and First Team Selection

\* - 2017 American Conference Championship All-Tournament Team Selection

\* - WBCA and USBWA All-America Selection

\* - Associated Press Second Team All-American

23	Azurá Stevens	F/G	Jr.	6-6	Raleigh, N.C.	14.2	9.5	.571	.588	25.8
----	---------------	-----	-----	-----	---------------	------	-----	------	------	------

24	Napheesa Collier	G/F	Jr.	6-1	O'Fallon, Mo.	14.0	7.3	.486	.750	30.7
----	------------------	-----	-----	-----	---------------	------	-----	------	------	------

\* - 2017-18 AP Preseason All-America Selection

\* - 2017-18 Preseason AAC Player of the Year

\* - 2017 American Conference Co-Player of the Year and First Team Selection

\* - Ranked **THIRD** nationally in Field Goal Percentage at 67.8 percent

\* - One of Five Finalists for the Naismith Trophy along with Katie Lou Samuelson

\* - Associated Press First Team All-American and finalist for the Wooden Award

\* - WBCA and USBWA All-America Selection

#### UCONN RESERVES

#	Player	Pos.	Elg.	Ht.	Hometown	PPG	RPG	FG%	FT%	Min.
2	Andra Espinoza-Hunter	G	Fr.	5-11	Ossining, N.Y.	3.5	0.3	.500	-	8.8
3	Megan Walker	G/F	Fr.	6-1	Chesterfield, Va.	6.0	3.8	.400	.556	17.8
4	Mikayla Coombs	G	Fr.	5-8	Buford, Ga.	0.4	0.6	.200	-	4.4
10	Molly Bent	G	So.	5-9	Centerville, Mass.	0.8	0.6	.500	-	7.2
25	Kyla Irwin	F	So.	6-2	State College, Penn.	1.4	0.8	.500	-	8.6
32	Batouly Camara	F	So.	6-2	New York, N.Y.	-	-	-	-	-
33	Katie Lou Samuelson	G/F	Jr.	6-3	Huntington Beach, Calif.	16.5	2.5	.455	.917	23.0

34	Lexi Gordon	G/F	Fr.	6-0	Fort Worth, Texas	0.0	0.3	.000	.000	1.5
----	-------------	-----	-----	-----	-------------------	-----	-----	------	------	-----

\* - 2017-18 AP Preseason All-America Selection

\* - 2017-18 Preseason AAC First Team | 2017 AAC Tournament MOP ... NCAA Single-Game Record holder (10-10) for 3FGM without a miss in the Final vs. USF. Scored 40 vs. the Bulls to become only the third Husky all-time to score 40+ pts.

\* - 2017 American Conference Co-Player of the Year and First Team Selection

\* - One of Five Finalists for the Naismith Trophy along with Napheesa Collier

\* - Associated Press First Team All-American and finalist for the Wooden Award

\* - WBCA and USBWA All-America Selection

\* - Became the seventh-fastest Husky in school history to score 1,000-career points on 2/27 at USF

34	Lexi Gordon	G/F	Fr.	6-0	Fort Worth, Texas	0.0	0.3	.000	.000	1.5
----	-------------	-----	-----	-----	-------------------	-----	-----	------	------	-----



# 2017-18 UCONN WOMEN'S BASKETBALL

**11-TIME NATIONAL CHAMPIONS**

10-STRAIGHT FINAL FOUR TRIPS • 18 FINAL FOURS • 45 CONFERENCE CHAMPIONSHIPS

1995, 2000, 2002, 2003, 2004, 2009, 2010, 2013, 2014, 2015, 2016 NATIONAL CHAMPIONS



**Back Row (L-R):** Associate Head Coach Chris Dailey, Megan Walker, Alexis Gordon, Kyla Irwin, Azurá Stevens, Katie Lou Samuelson, Napheesa Collier, Batouly Camara, Assistant Coach Marisa Moseley, Assistant Coach Shea Ralph

**Front Row (L-R):** Andra Espinoza-Hunter, Molly Bent, Crystal Dangerfield, Head Coach Geno Auriemma, Mikayla Coombs, Gabby Williams, Kia Nurse

## 2017-18 NUMERICAL ROSTER

NO	NAME	HEIGHT	POSITION	ELIGIBILITY	HOMETOWN (HIGH SCHOOL)
2	Andra Espinoza-Hunter	5-11	Guard	Freshman	Ossining, N.Y. (Ossining)
3	Megan Walker	6-1	Guard/Forward	Freshman	Chesterfield, Va. (Monacan)
4	Mikayla Coombs	5-8	Guard	Freshman	Buford, Ga. (Wesleyan School)
5	Crystal Dangerfield	5-5	Guard	Sophomore	Murfreesboro, Tenn. (Blackman)
10	Molly Bent	5-9	Guard	Sophomore	Centerville, Mass. (Tabor Academy)
11	Kia Nurse	6-0	Guard	Senior	Hamilton, Ontario (St. Thomas Moore)
15	Gabby Williams	5-11	Forward	Senior	Sparks, Nev. (Reed)
23	Azura Stevens	6-6	Guard/Forward	Junior	Raleigh, N.C. (Cary)
24	Napheesa Collier	6-1	Guard/Forward	Junior	O'Fallon, Missouri (Incarnate Word Academy)
25	Kyla Irwin	6-2	Forward	Sophomore	State College, Pa. (State College)
32	Batouly Camara	6-2	Forward	Sophomore	New York, N.Y. (Blair Academy)
33	Katie Lou Samuelson	6-3	Guard/Forward	Junior	Huntington Beach, Calif. (Mater Dei)
34	Alexis Gordon	6-0	Guard/Forward	Freshman	Fort Worth, Texas (L.D. Bell)

## 2017-18 ALPHABETICAL ROSTER

NO	NAME	HEIGHT	POSITION	ELIGIBILITY	HOMETOWN (HIGH SCHOOL)
10	Molly Bent	5-9	Guard	Sophomore	Centerville, Mass. (Tabor Academy)
32	Batouly Camara	6-2	Forward	Sophomore	New York, N.Y. (Blair Academy)
24	Napheesa Collier	6-1	Guard/Forward	Junior	O'Fallon, Missouri (Incarnate Word Academy)
4	Mikayla Coombs	5-8	Guard	Freshman	Buford, Ga. (Wesleyan School)
5	Crystal Dangerfield	5-5	Guard	Sophomore	Murfreesboro, Tenn. (Blackman)
2	Andra Espinoza-Hunter	5-11	Guard	Freshman	Ossining, N.Y. (Ossining)
34	Alexis Gordon	6-0	Guard/Forward	Freshman	Fort Worth, Texas (L.D. Bell)
25	Kyla Irwin	6-2	Forward	Sophomore	State College, Pa. (State College)
11	Kia Nurse	6-0	Guard	Senior	Hamilton, Ontario (St. Thomas Moore)
33	Katie Lou Samuelson	6-3	Guard/Forward	Junior	Huntington Beach, Calif. (Mater Dei)
23	Azura Stevens	6-6	Guard/Forward	Junior	Raleigh, N.C. (Cary)
3	Megan Walker	6-1	Guard/Forward	Freshman	Chesterfield, Va. (Monacan)
15	Gabby Williams	5-11	Forward	Senior	Sparks, Nev. (Reed)

Head Coach: Geno Auriemma (32nd season, West Chester '81)

Associate Head Coach: Chris Dailey (32nd season, Rutgers '82)

Assistant Coaches: Shea Ralph (ninth season, Connecticut '01), Marisa Moseley (eighth season, Boston University '04)

### pro-nuhn-see-A-shuhns

Batouly Camara (buh-TWO-lee, CAM-er-uh)

Napheesa Collier (nuh-FEE-suh)

Kyla Irwin (KIE-luh)

Kia Nurse (KEY-uh)

Azura Stevens (AH-zuh-ray)

Geno Auriemma (or-ee-EHM-uh)

Marisa Moseley (muh-RISS-uh MOSE-lee)




# 2017-18 UCONN WOMEN'S BASKETBALL


**11-TIME NATIONAL CHAMPIONS**

10-STRAIGHT FINAL FOUR TRIPS • 18 FINAL FOURS • 45 CONFERENCE CHAMPIONSHIPS

1995, 2000, 2002, 2003, 2004, 2009, 2010, 2013, 2014, 2015, 2016 NATIONAL CHAMPIONS



**ANDRA  
ESPINOZA-HUNTER**  
Fr. • 5-11 • G • #2




**MEGAN  
WALKER**  
Fr. • 6-1 • G • #3



**MIKAYLA  
COOMBS**  
Fr. • 5-8 • G • #4



**CRYSTAL  
DANGERFIELD**  
So. • 5-5 • G • #5



**MOLLY  
BENT**  
So. • 5-9 • G • #10



**KIA  
NURSE**  
Sr. • 6-0 • G • #11



**GABBY  
WILLIAMS**  
Sr. • 5-11 • F • #15



**AZURÁ  
STEVENS**  
Jr. • 6-6 • F/G • #23



**NAPHEESA  
COLLIER**  
Jr. • 6-1 • F • #24



**KYLA  
IRWIN**  
So. • 6-2 • F • #25



**BATOULY  
CAMARA**  
So. • 6-2 • F • #32



**KATIE LOU  
SAMUELSON**  
Jr. • 6-3 • G/F • #33



**LEXI  
GORDON**  
Fr. • 6-0 • G/F • #34



# 2017-18 UCONN WOMEN'S BASKETBALL

**11-TIME NATIONAL CHAMPIONS**

10-STRAIGHT FINAL FOUR TRIPS • 18 FINAL FOURS • 45 CONFERENCE CHAMPIONSHIPS

1995, 2000, 2002, 2003, 2004, 2009, 2010, 2013, 2014, 2015, 2016 NATIONAL CHAMPIONS

## Individual Career History vs. Notre Dame

### #24 COLLIER, Napheesa

Opponent	Date	gs	min	Total		3-Pointers		Free throws		Rebounds				pf	a	t/o	blk	stl	pts	avg	
				fg-fga	pct	3fg-fga	pct	ft-fa	pct	off	def	tot	avg								
#3/3 NOTRE DAME	12/05/15		10	0-2	.000	0-1	.000	0-0	.000	0	1	1	1.0	2	0	2	0	1	0	0.0	
at #2/1 Notre Dame	12-07-1	*	29	7-9	.778	0-0	.000	6-6	1.000	1	4	5	3.0	3	0	1	0	1	20	10.0	
Totals			1	39	7-11	.636	0-1	.000	6-6	1.000	1	5	6	3.0	5	0	3	0	2	20	10.0

### #05 DANGERFIELD, Crystal

Opponent	Date	gs	min	Total		3-Pointers		Free throws		Rebounds				pf	a	t/o	blk	stl	pts	avg	
				fg-fga	pct	3fg-fga	pct	ft-fa	pct	off	def	tot	avg								
at #2/1 Notre Dame	12-07-1		24	2-4	.500	0-1	.000	0-0	.000	0	2	2	2.0	3	2	5	0	1	4	4.0	
Totals			0	24	2-4	.500	0-1	.000	0-0	.000	0	2	2	2.0	3	2	5	0	1	4	4.0

### #11 NURSE, Kia

Opponent	Date	gs	min	Total		3-Pointers		Free throws		Rebounds				pf	a	t/o	blk	stl	pts	avg	
				fg-fga	pct	3fg-fga	pct	ft-fa	pct	off	def	tot	avg								
at #2/1 Notre Dame	12/06/14	*	29	5-7	.714	1-2	.500	1-6	.167	1	2	3	3.0	3	2	6	0	1	12	12.0	
vs #2/2 Notre Dame	04/07/15	*	28	3-10	.300	1-4	.250	2-2	1.000	1	2	3	3.0	2	0	1	0	1	9	10.5	
#3/3 NOTRE DAME	12/05/15	*	31	3-5	.600	1-2	.500	2-2	1.000	1	2	3	3.0	4	2	2	0	2	9	10.0	
at #2/1 Notre Dame	12-07-1	*	40	2-6	.333	0-2	.000	4-4	1.000	0	0	0	2.3	2	4	1	0	1	8	9.5	
Totals			4	128	13-28	.464	3-10	.300	9-14	.643	3	6	9	2.3	11	8	10	0	5	38	9.5

### #33 SAMUELSON, Katie Lou

Opponent	Date	gs	min	Total		3-Pointers		Free throws		Rebounds				pf	a	t/o	blk	stl	pts	avg	
				fg-fga	pct	3fg-fga	pct	ft-fa	pct	off	def	tot	avg								
#3/3 NOTRE DAME	12/05/15		23	4-7	.571	3-6	.500	2-2	1.000	1	2	3	3.0	3	2	3	0	2	13	13.0	
at #2/1 Notre Dame	12-07-1	*	40	7-16	.438	1-4	.250	3-3	1.000	0	3	3	3.0	3	2	2	0	1	18	15.5	
Totals			1	63	11-23	.478	4-10	.400	5-5	1.000	1	5	6	3.0	6	4	5	0	3	31	15.5

### #15 WILLIAMS, Gabby

Opponent	Date	gs	min	Total		3-Pointers		Free throws		Rebounds				pf	a	t/o	blk	stl	pts	avg	
				fg-fga	pct	3fg-fga	pct	ft-fa	pct	off	def	tot	avg								
at #2/1 Notre Dame	12/06/14		5	2-3	.667	0-0	.000	0-0	.000	0	1	1	1.0	1	0	2	0	1	4	4.0	
vs #2/2 Notre Dame	04/07/15		3	0-1	.000	0-0	.000	0-0	.000	0	0	0	0.5	1	0	0	0	0	0	2.0	
#3/3 NOTRE DAME	12/05/15	*	16	2-4	.500	0-0	.000	2-2	1.000	1	1	2	1.0	2	0	0	0	2	6	3.3	
at #2/1 Notre Dame	12-07-1	*	40	7-17	.412	0-1	.000	5-6	.833	4	8	12	3.8	1	6	2	2	5	19	7.3	
Totals			2	64	11-25	.440	0-1	.000	7-8	.875	5	10	15	3.8	5	6	4	2	8	29	7.3



# 2017-18 UCONN WOMEN'S BASKETBALL

## 11-TIME NATIONAL CHAMPIONS

10-STRAIGHT FINAL FOUR TRIPS • 18 FINAL FOURS • 45 CONFERENCE CHAMPIONSHIPS

1995, 2000, 2002, 2003, 2004, 2009, 2010, 2013, 2014, 2015, 2016 NATIONAL CHAMPIONS

### QUICK FACTS

Location: Storrs, Conn.  
 Founded: 1881  
 Enrollment: 31,624  
 Colors: National Flag Blue (Navy) & White  
 Nickname: Huskies  
 Conference: American Athletic Conference  
 President: Susan Herbst, Ph.D  
 Director of Athletics: David Benedict  
 SWA: Beth Goetz  
 Home Courts (capacity):  
 Gampel Pavilion (10,167)  
 XL Center (15,558)

### WOMEN'S BASKETBALL STAFF

Head Coach: Geno Auriemma (West Chester '81)  
 Overall Record: 997-135 (.881) 33rd yr.  
 School Record: 997-135 (.881) 33rd yr.  
 Associate Head Coach: Chris Dailey (Rutgers '82)  
 Assistant Coaches: Shea Ralph (Connecticut '01)  
 Marisa Moseley (Boston Univ. '04)  
 WBB Office Phone: (860) 486-4756  
 WBB Office Fax: (860) 486-5487

### 2016-17 SEASON REVIEW

Overall Record: 36-1  
 Home: 16-0; Away: 14-0; Neutral: 6-1  
 American Record (finish): 16-0 (1st)  
 Final Ranking: No. 3 (ESPN Coaches Poll)  
 No. 1 (Associated Press)

### HISTORY

All-time record: 1,086-297 (.785/44th yr.)  
 Gampel Pavilion record: 321-19 (.944)  
 XL Center record: 162-13 (.924)  
 All-time conference record: 476-89 (.842/34 yrs.)

Conference Regular Season Titles: 23  
 (1989, 1990, 1991, 1994, 1995, 1996, 1997, 1998, 1999, 2000, 2001, 2002, 2003, 2004, 2007, 2008, 2009, 2010, 2011, 2014, 2015, 2016, 2017)

Conference Tournament record: 79-13 (.851)  
 Conference Tournament Titles: 22  
 (1989, 1991, 1994, 1995, 1996, 1997, 1998, 1999, 2000, 2001, 2002, 2005, 2006, 2008, 2009, 2010, 2011, 2012, 2014, 2015, 2016, 2017)

NCAA Tournament appearances: 29  
 NCAA Tournament record: 114-18 (.864)  
 National Titles: 11  
 (1995, 2000, 2002, 2003, 2004, 2009, 2010, 2013, 2014, 2015, 2016)

### ATHLETIC COMMUNICATIONS

Interim Dir./WBB Contact: Pat McKenna  
 Cell: (860) 420-7311  
 E-mail: patrick.mckenna@uconn.edu  
 Phone: (860) 486-2394  
 Fax: (860) 486-5085  
 Gampel Press Row Phone: (860) 486-1888  
 XL Press Row Phone: TBA  
 Internet Address: UConnHuskies.com  
 Twitter Handle: @UConnWBB  
 Facebook Page: Facebook.com/UConnWBB  
 Instagram Account: UConnWBB

### UConn Improves in Season Openers

The Huskies improved to 36-8 all-time in regular-season openers and the team owns own a 29-4 mark in regular-season openers since Geno Auriemma took over prior to the 1985-86 season. UConn is a solid 25-2 in season openers dating back to 1990-91 and owns a 22-game winning streak in season openers following the win over Stanford. The Huskies last loss in an opener came on Nov. 19, 1995 - an 83-81 setback vs. Louisiana Tech.

### Kia Shoots the Lights Out in Reno

Senior guard Kia Nurse scored 27 points on 9-10 shooting from the field but it was her 8-8 effort from beyond the three-point arc that propelled her into the record books. Nurse made her final two three-point field goal attempts in the Michigan State game as well and, when combined with her 8-8 effort against Nevada, Nurse **has tied the UConn record with 10 consecutive made 3FG's**. Nurse's 10 consecutive treys ties the school record held by Caroline Doty and Katie Lou Samuelson. The NCAA record for most consecutive made 3FG's is 14.

### Dangerfield Shines in Season Debut

Sophomore guard Crystal Dangerfield scored a career-high 24 points and buried a career-best six three-point field goals in UConn's season-opening victory over No. 10/9 Stanford on Sunday, November 12. Dangerfield also dished-out three assists and did not turn it over once in 34-minutes of action. For her efforts, Dangerfield was honored as the American Athletic Conference Player of the Week for the first time. So far this season, Dangerfield has **31** assists againsts only **10** turnovers

### The Series vs. Notre Dame

The Huskies are 35-11 all-time against the Irish, and have won six-straight games in the series by an average of 14.7 points per game.

### NOTRE DAME (35-11)

H: 16-4; A: 11-4; N: 8-3

1/18/96	W	87-64	A
2/24/96	W	86-79	H
3/5/96	W	71-54	H
2/9/97	W	72-49	H
3/4/97	W	86-77	H
12/6/97	W	78-59	A
2/21/98	W	73-61	H
3/2/98	W	73-53	N
12/8/98	W	106-81	A
3/2/99	W	96-75	N
2/26/00	W	77-59	H
1/15/01	L	76-92	A
3/6/01	W	78-76	H
3/30/01	L	75-90	N
1/21/02	W	80-53	H
1/20/03	W	72-53	A
2/23/03	W	77-59	H
1/13/04	L	51-66	A
1/12/05	W	67-50	A
1/30/05	L	59-65	H
3/7/05	W	67-54	N

2/19/06	W	79-64	A
3/5/06	W	71-60	N
1/27/07	W	64-47	H
1/27/08	W	81-64	A
2/22/09	W	76-66	H
1/16/10	W	70-46	H
3/1/10	W	76-51	A
3/8/10	W	59-44	N
1/8/11	W	79-76	A
2/19/11	W	78-57	H
3/8/11	W	73-64	H
4/3/11	L	72-63	N
1/7/12	L	74-67 (ot)	A
2/27/12	L	72-59	H
3/6/12	W	63-54	H
4/1/12	L	83-75 (ot)	N
1/5/13	L	73-72	H
3/4/13	L	96-87 (3ot)	A
3/12/13	L	61-59	H
4/7/13	W	83-65	N
4/8/14	W	79-58	N
12/6/14	W	76-58	A
4/7/15	W	63-53	N
12/5/15	W	91-81	H
12/7/16	W	72-61	A

### UConn in the Jimmy V Classic

The Huskies are 7-2 all-time when playing in the Jimmy V Classic. Today's game will mark the seventh-straight year in which UConn has played in the event.

Date	Team	Result
11/24/02	at NC State	W, 78-50
11/21/04	1 North Carolina	L, 71-65
12/5/05	2 North Carolina	L, 77-54
12/6/11	2 Texas A&M	W, 81-51
12/3/12	2 Maryland	W, 63-48
12/17/13	at Duke	W, 83-61
12/6/14	at Notre Dame	W, 76-58
12/5/15	Notre Dame	W, 91-81
12/4/16	3 Texas	W, 72-54

1 - RBC Center, Raleigh, N.C.  
 2 - XL Center | 3 Mohegan Sun Arena

### Huskies Against the Top-Five

Connecticut has won **31 of the last 39** games it has played against opponents ranked in the AP top-five, including the last **17 in-a-row**. **In fact, UConn has posted a margin of victory of +14.1 points per game over those 39 games. UConn is 62-28 all-time vs. the AP top-five, including 54-18 since the beginning of the 1999-00 season.**

Date	Opponent	Score
11-21-17	#5 UCLA	W, 78-60
12-29-16	#3 Maryland	W, 87-81
12-9-16	#2 Notre Dame	W, 72-61
11-17-16	#2 Baylor	W, 72-61
2-8-16	#2 South Carolina	W, 66-54
12-5-15	#3 Notre Dame	W, 91-81
4-7-15	#2 Notre Dame	W, 63-53
4-5-15	#3 Maryland	W, 81-58
2-9-15	#1 South Carolina	W, 87-62
12-6-14	#2 Notre Dame	W, 76-58
4-8-14	#2 Notre Dame	W, 79-58
3-10-14	#3 Louisville	W, 72-52



# 2017-18 UCONN WOMEN'S BASKETBALL

**11-TIME NATIONAL CHAMPIONS**

10-STRAIGHT FINAL FOUR TRIPS • 18 FINAL FOURS • 45 CONFERENCE CHAMPIONSHIPS

1995, 2000, 2002, 2003, 2004, 2009, 2010, 2013, 2014, 2015, 2016 NATIONAL CHAMPIONS

## 2017-18 AMERICAN STANDINGS

	Conference			Overall		
	W-L	GB	WP	W-L	Pct.	STK
#1/1 UConn	0-0	--	.000	6-0	1.000	W6
#17/22 USF	0-0	--	.000	6-1	.857	W1
Houston	0-0	--	.000	5-2	.714	W3
Temple	0-0	--	.000	5-2	.714	W1
Cincinnati	0-0	--	.000	5-3	.625	W1
Tulane	0-0	--	.000	4-3	.571	W2
UCF	0-0	--	.000	4-4	.500	L1
East Carolina	0-0	--	.000	3-4	.429	W2
Tulsa	0-0	--	.000	3-4	.429	L2
SMU	0-0	--	.000	3-5	.375	L2
Wichita State	0-0	--	.000	2-6	.250	W2
Memphis	0-0	--	.000	1-7	.125	L7

### AMERICAN PLAYER AND FRESHMAN OF THE WEEK

#### November 13

**POW:** ----- Crystal Dangerfield, UConn

**FOW:** ----- Mia Davis, Temple

#### November 20

**POW:** ----- Tanaya Atkinson, Temple

**FOW:** ----- Iimar'i Thomas, Cincinnati

#### November 27

**POW:** ----- Kitija Laksa, USF

**FOW:** ----- Masseny Kaba, UCF

## ASSOCIATED PRESS TOP 25 (11/27/17)

#	School Record	Record	Pts.
1	UConn (31)	5-0	775
2	Texas	5-0	723
3	Notre Dame	6-0	698
4	Louisville	6-0	695
5	South Carolina	6-1	611
6	Mississippi State	6-0	610
7	UCLA	5-1	609
8	Ohio State	7-1	569
9	Baylor	5-1	557
10	Oregon	5-1	470
11	West Virginia	6-0	446
12	Tennessee	6-0	428
13	Florida State	6-0	380
14	Duke	5-1	351
15	Maryland	5-2	324
16	Stanford	4-3	310
17	South Florida	6-1	259
18	Texas A&M	4-1	215
19	Missouri	5-1	207
20	Kentucky	6-0	174
21	Oregon State	3-2	166
22	Michigan	4-1	107
23	Marquette	2-2	101
24	California	3-2	66
25	Villanova	5-0	56

## USA TODAY COACHES POLL (11/28/17)

#	School Record	Record	Pts.
1	UConn (32)	5-0	800
2	Notre Dame	6-0	730
3	Mississippi State	6-0	713
4	Texas	5-0	704
5	Louisville	6-0	674
6	South Carolina	6-1	659
7	UCLA	5-1	612
8	Ohio State	7-1	580
9	Baylor	5-1	544
10	Oregon	5-1	493
11	Florida State	6-0	471
12	West Virginia	6-0	426
13	Tennessee	6-0	406
14	Stanford	4-3	364
15	Maryland	5-2	335
16	Duke	5-1	303
17	South Florida	6-1	282
18	Missouri	5-1	220
19	Oregon State	3-2	190
20	Michigan	4-1	162
21	Texas A&M	4-1	161
22	Kentucky	6-0	101
23	Marquette	2-2	82
24	Villanova	5-0	74
25	Syracuse	6-0	60

## UCONN WEEK-BY-WEEK IN THE POLLS

	AP	Coaches
Preseason	1	1
Week 1	1	1
Week 2	1	1
Week 3	1	1



# 2017-18 UCONN WOMEN'S BASKETBALL

## 11-TIME NATIONAL CHAMPIONS

10-STRAIGHT FINAL FOUR TRIPS • 18 FINAL FOURS • 45 CONFERENCE CHAMPIONSHIPS

1995, 2000, 2002, 2003, 2004, 2009, 2010, 2013, 2014, 2015, 2016 NATIONAL CHAMPIONS

3-3-14	#3 Louisville	W, 68-48
2-9-14	#4 Louisville	W, 81-64
12-17-13	#2 Duke	W, 83-61
11-11-13	#3 Stanford	W, 76-57
4-7-13	#2 Notre Dame	W, 83-65
3-12-13	#2 Notre Dame	L, 61-59
3-4-13	#2 Notre Dame	L, 96-87 (3OT)
2-18-13	#1 Baylor	L, 76-70
1-21-13	#4 Duke	W, 79-49
1-5-13	#5 Notre Dame	L, 73-72
12-29-12	#1 Stanford	W, 61-35
4-1-12	#4 Notre Dame	L, 83-75
3-6-12	#3 Notre Dame	W, 63-54
2-27-12	#3 Notre Dame	L, 72-59
1-30-12	#5 Duke	W, 61-45
1-7-12	#3 Notre Dame	L, 74-67 OT
12-18-11	#1 Baylor	L, 66-61
11-21-11	#3 Stanford	W, 68-58
1-31-11	#3 Duke	W, 87-51
11-16-10	#2 Baylor	W, 65-64
4-6-10	#2 vs. Stanford	W, 53-47
1-16-10	#3 Notre Dame	W, 70-46
12-23-09	#2 Stanford	W, 80-68
4-5-09	#2 vs. Stanford	W, 83-64
3-10-09	#5 Louisville	W, 75-36
1-19-09	#2 at North Carolina	W, 88-58
11-30-08	#4 Oklahoma	W, 106-78

### Stevens Eclipses 1,000-Point Mark

Azura Stevens scored 938 points during her first two years at Duke and scored her 1,000th-career point in the win over Michigan State on 11/25. Stevens scored 25 points, tied a career high with 16 rebounds and established a new career high with five assists against the Spartans. She enters today's game with 1,023 career points.

### 10-Consecutive Final Four Trips

With the win over Oregon on March 27, UConn advanced to its 10th-straight Final Four and the 18th Final Four overall, which is only one appearance shy of Tennessee's record total. The 10-consecutive Final Fours extends UConn's record as no other team has more than five consecutive Final Four Trips.

UConn	10	2008-17
UConn	5	2000-04
LSU	5	2004-08
Notre Dame	5	2011-15
Stanford	5	2008-12

### UConn Has Best NCAA Tournament Winning Percentage All-Time

UConn is making its 29th consecutive NCAA Tournament appearance in 2017 - the third-longest such streak nationally. Only Tennessee (36) and Stanford (30) have longer active streaks of consecutive NCAA Tourney bids. UConn is ranked second overall in NCAA Tournament games played (131) and wins (113) and is the all-time leader in winning percentage (.863). In 2017, the Huskies earned a No. 1 seed in the tournament for the 11th-straight year.

### Tournament Winning Percentage

(Min. 20 games)

Pct.	Record	Team	Years
.863	(113-18)	<b>UConn</b>	1989-2017
.815	(123-28)	Tennessee	1982-2017
.764	(42-13)	Baylor	2001-17
.743	(84-29)	Stanford	1982-2017

Through 2017 NCAA Tournament

### Auriemma Eclipses Summitt on NCAA Tournament Wins List

With the win over Oregon on March 27, Geno Auriemma established a new record for wins in NCAA Tournament history.

### ALL-TIME NCAA TOURNEY LEADERS

1. **Geno Auriemma** (UConn) 113
  2. Pat Summitt (Tennessee) 112
  3. Tara VanDerveer (Stanford) 82
  4. Muffet McGraw (Notre Dame) 57
  5. Leon Barmore (La. Tech) 56
  6. Andy Landers (Georgia) 55
- Through 2017 NCAA Tournament

### All-Time vs. Ranked Foes

Connecticut has an all-time record of **245-62 (.798)** versus Top-25 AP ranked teams. UConn is **60-24** all-time on the road against ranked opponents and **37-11** in road games against ranked teams since 2004-05.

### Huskies Establish New Mark for Consecutive Road Wins

UConn has won its last **40** road games, dating back to an overtime loss at Stanford on November 17, 2014. Below is a list of the most prolific road winning streaks in history.

40	<b>UConn</b>	2014-15 - pres.
34	UConn	2000-01 - 2003-04
30	UConn	2007-08 - 2010-11
30	Notre Dame	2011-12 - 2014-15
28	Baylor	2010-11 - 2013-14
27	Stanford	2011-12 - 2013-14
26	Texas	1985-86 - 1987-88

### Road Winning Streak vs. the Unranked

The Huskies have won **109-straight** true road games against teams that are not ranked in the Associated Press Poll. UConn's last loss to an unranked opponent on that team's home floor came on December 21, 2004 at Arizona State. (Hat tip to the AP's Doug Feinberg for researching this note.)

### Huskies Against the Top-10

Connecticut is **59-11** against teams ranked in the top-10 since the start of the 2008-09 season. The Huskies had won 16 games in-a-row against teams ranked in the AP top-10 until the 71-59 loss at Stanford on December 30, 2010. **UConn is 115-47 all-time vs. the AP top-10, including 99-29 since the beginning of the 1999-00 season.**

### Chong Was the Constant in Best Four-Year Stretch in NCAA History

The senior trio of Moriah Jefferson, Breanna Stewart and Morgan Tuck have been a part of one of the most successful four-year spans in women's basketball history. The tandem combined to win **151** games since the beginning of the 2012-13 season which is **THE MOST** in NCAA history. UConn owns the **TOP-EIGHT** four-year stretches in the history of the sport and **NINE** of the **TOP 10** such stretches. See chart below (leg work done by Jim Fuller of the New Haven Register.)

Wins	Team, Span	Record
<b>152</b>	<b>UConn</b> 2013-17	<b>152-2</b>
(Chong)		
151	<b>UConn</b> 2012-16	151-5
(Jefferson, Stewart, Tuck)		
150	<b>UConn</b> 2007-11	150-4
(Moore, Dixon)		
147	<b>UConn</b> 2008-12	147-7
(Hayes)		
146	<b>UConn</b> 2006-10	146-6
(Charles, Fernandes, Gardler, Greene, McLarren)		
146	<b>UConn</b> 2011-15	146-10
(Mosqueda-Lewis, Stokes)		
144	<b>UConn</b> 1999-03	144-5
(No seniors)		
144	<b>UConn</b> 2010-14	144-11
(Dolson, Hartley)		
143	<b>UConn</b> 2009-13	143-11
(Buck, Doty, Faris)		
143	Notre Dame 2010-14	143-10
(McBride, Braker, Achonwa)		
141	Notre Dame 2011-16	141-8
(Mabrey, Huffman, Cable)		

### 11 for 11!

With the 82-51 win over No. 17/15 Syracuse on April 5, UConn claimed its 11th national championship in its 11th appearance in a national championship game. Below is a list of teams to win multiple national championships and how many appearances they have made in a national title game.

School	NC's	NC Games
<b>UConn</b>	11	11
Tennessee	8	13
Baylor	2	2
La. Tech	2	4
Stanford	2	4
USC	2	3

### Huskies Avoid Back-To-Back Losses

The Huskies have not lost back-to-back games since the 1992-93 season. The last time UConn dropped consecutive games was during the 1992-93 season when they lost against Providence (3/7/93) and Louisville (3/17/93). Connecticut has gone **892** games without back-to-back defeats. The Huskies are **58-0** following a loss during the streak.



# 2017-18 UCONN WOMEN'S BASKETBALL

**11-TIME NATIONAL CHAMPIONS**

**10-STRAIGHT FINAL FOUR TRIPS • 18 FINAL FOURS • 45 CONFERENCE CHAMPIONSHIPS**  
**1995, 2000, 2002, 2003, 2004, 2009, 2010, 2013, 2014, 2015, 2016 NATIONAL CHAMPIONS**

## ALL-TIME WINNINGEST COACHES

*By Percentage*

### Name, Team (next game)

Name, Team (next game)	Yrs.	Record	Pct.
1. *Geno Auriemma, UConn (12/3 vs. Notre Dame)	33rd	997-135	.8807
2. Leon Barmore, Louisiana Tech	20	576-87	.8687
3. Pat Summitt, Tennessee	38	1,098-208	.8407
3. *Kim Mulkey, Baylor (12/3 vs. Stanford)	18th	512-97	.8407
5. *Tara VanDerveer, Stanford (12/3 vs. Baylor)	37th	1,017-233	.8136

*By Victories*

### Name, Team (next game)

Name, Team (next game)	Yrs.	Victories
1. Pat Summitt, Tennessee	38th	1,098
2. *Tara VanDerveer, Stanford (12/3 vs. Baylor)	37th	1,017
3.*Geno Auriemma, UConn (12/3 vs. Notre Dame)	33rd	997
4. *Sylvia Hatchell, North Carolina (12/1 vs. Hartford)	43rd	994
5. *C. Vivian Stringer, Rutgers (12/2 vs. Siena)	47th	983
6. Jody Conradt, Sam Houston St., Texas-Arlington, Texas	38	900

\*active

## DOUBLE-DOUBLES

Player	2017-18	Career
Gabby Williams	1	21
Azurá Stevens	3	27
Napheesa Collier	2	19
Crystal Dangerfield	1	1

*Chart is in honor of Rich Elliott*

## Auriemma Overtakes Barmore as All-Time Winning Percentage Leader

With the win over SMU on 12/27/14, Geno Auriemma's winning percentage moved from .86876 to .86888 to overtake former Louisiana Tech coach Leon Barmore's all-time mark.

Name, Team	Record	Pct.
1. <b>Geno Auriemma</b> , UConn	997-135	.8807
2. Leon Barmore, La. Tech.	576-87	.8688
3. Pat Summitt, Tennessee	1,098-208	.8407

## Huskies vs. Unranked Opponents

UConn has won its last **137** games vs. unranked opponents, dating back to a 57-56 loss vs. St. John's on Feb. 18, 2012. Since the 1993-94 season, the Huskies boast an incredible **589-9 (.985)** record against unranked foes, including a current stretch of **312** wins in **313** such contests.

## UConn and Home Winning Streaks

The Huskies have been on either the giving or receiving end of snapping the five most prominent home winning streaks in the history of the sport. UConn snapped Baylor's 69-game home winning streak with a 66-55 victory in Waco on January 13, 2014.

	Home	Team That Broke Streak
1. 99	<b>UConn</b>	St. John's (2/18/12)
2. 82	Stanford	<b>UConn</b> (12/29/12)
T3. 69	Tennessee	<b>UConn</b> (1/2/96)

T3. 69 **UConn** Duke (1/3/04)  
 T3. 69 Baylor **UConn** (1/13/14)

UConn's current home winning streak is **68**.

**The Huskies snapped Notre Dame's 33-game home winning streak on 12/6/14, the Irish's 35-game home winning streak on 12/7/16, South Carolina's 45 game streak on 2/8/16 and UCLA's 32-game home winning streak on 11/21/17**

## UConn Establishes Longest Winning Streak in NCAA History

UConn has eclipsed its own record for the longest winning streak in NCAA history. UConn has won **164** of its last **166** games. Below is a list of UConn's winning streak of 20 games or more.

111	11/23/14-3/31/17
90	11/16/08-12/30/10
70	11/9/01-3/11/03
47	3/23/13-11/17/14
35	11/26/94- 4/2/95
33	11/17/96-3/22/97
30	2/5/00-1/13/01
24	1/5/11-3/29/11
21	1/9/94 - 3/24/94
21	11/11/07-2/5/08
20	1/18/96-3/25/96

## RECORDS BREAKDOWN

	16-17	17-18	Conf.
Leading at the half:	35-0	6-0	16-0
Trailing at half:	1-1		0-0
Tied at the half:			0-0
Playing overtime:			0-0
Shooting 50% or better:	22-0	3-0	12-0
Shooting between 40-49.9%:	13-1	3-0	3-0
Shooting less than 40%:	1-0		1-0
Opponent shoots 50% or better:	0-0		
Opponent shoots between 40-49.9%:	9-0		2-0
Opponent shoots between 30-39.9%:	18-1	6-0	8-0
Opponent shoots between 20-29.9%:	9-0		6-0
Opponent shoots less than 20%:	0-0		0-0
UConn outrebounds its opponent:	33-0	4-0	16-0
Opponent outrebounds UConn:	2-1	2-0	0-0
Teams are tied in rebounds:	1-0		0-0
UConn has 10 or more steals:	16-0	6-0	11-0
UConn shoots 70%+ FT's:	27-0	3-0	11-0
Bench outscores opponent bench:	11-0		5-0
Scoring less than 50 points:	0-0		
Scoring 50-59 points:	0-0		
Scoring 60-69 points:	2-1		1-0
Scoring 70-79 points:	7-0	2-0	0-0
Scoring 80-89 points:	8-0	2-0	3-0
Scoring 90-99 points:	14-0	2-0	10-0
Scoring 100 points or more:	5-0		2-0
Allowing 40 points or less:	1-0		1-0
Allowing 41-49 points:	13-0	1-0	9-0
Allowing 50-59 points:	2-0	2-0	3-0
Allowing 60-69 points:	8-1	1-0	3-0
Allowing 70-79 points:	2-0		2-0
Allowing 80-89 points:	1-0		
Allowing 90 points or more:	0-0		
Playing in Gampel Pavilion:	10-0	1-0	3-0
Playing in XL Center:	6-0	1-0	4-0
Playing on the road:	14-0	1-0	8-0
Playing on a neutral floor:	6-1	2-0	
Game is decided by 1-4 points:	2-1		1-0
Game is decided by 5-9 points:	1-0		0-0
Game is decided by 10-19 points:	7-0	1-0	0-0
Game is decided by 20+ points:	26-0	5-0	15-0
Playing at night:	27-1	3-0	10-0
Playing in the afternoon:	9-0	2-0	6-0
Playing on SNY:	17-0	2-0	12-0
Playing on National Television:	17-1	4-0	3-0
One Player in double-figures:	0-0		0-0
Two Players in double-figures:	2-0		1-0
Three Players in double-figures:	10-0	1-0	3-0
Four Players in double-figures:	17-1	3-0	7-0
Five Players in double-figures:	6-0		3-0
Six Players in double-figures:	1-0	2-0	1-0
Eight Players in double-figures:	0-0		0-0
No Players with double figures:			0-0
In November	5-0	6-0	0-0
In December	7-0		1-0
In January	8-0		7-0
In February	9-0		8-0
In March	7-1		0-0
In April	0-0		
On Monday	7-0		1-0
On Tuesday	6-0	2-0	4-0
On Wednesday	5-0		3-0
On Thursday	3-0		0-0
On Friday	0-1	1-0	0-0
On Saturday	7-0	1-0	6-0
On Sunday	7-0	2-0	2-0





# 2017-18 UCONN WOMEN'S BASKETBALL

## 11-TIME NATIONAL CHAMPIONS

10-STRAIGHT FINAL FOUR TRIPS • 18 FINAL FOURS • 45 CONFERENCE CHAMPIONSHIPS

1995, 2000, 2002, 2003, 2004, 2009, 2010, 2013, 2014, 2015, 2016 NATIONAL CHAMPIONS

### How UConn's Streakiness Stacked Up Among Other Programs

The Huskies' **111** game winning streak, which ended on March 31, 2017, established a new NCAA record. UConn owns four of the longest winning streaks in Division I women's basketball history. Below is a look at the 12 longest winning streaks in the history of the sport. **UConn owns six of the 12 and four of the longest five.**

Streak	School	Years
111	<b>UConn</b>	2014-17
90	<b>UConn</b>	2008-11
70	<b>UConn</b>	2001-03
54	Louisiana Tech	1980-82
47	<b>UConn</b>	2013-15
46	Tennessee	1996-98
42	Baylor	2011-13
40	Texas	1985-87
37	Notre Dame	2013-14
36	Purdue	1998-00
35	<b>UConn</b>	1994-96
33	<b>UConn</b>	1996-97

### The Big 50

During the April 3, 2011 Final Four showdown with Notre Dame, the Irish snapped UConn's string of **265** consecutive games without allowing an opponent to shoot over .500 from the field. The Irish shot 51.9 percent in the national semifinal victory over the Huskies. Notre Dame is the only opponent **in the last 499 games** to shoot over 50 percent from the floor against UConn.

### Excellent at the XL

UConn boasts an all-time mark of **162-13 (.924)** in games played at the XL Center. UConn has won **86 of its last 89** games played at the XL Center.

### Huskies Have Not Lost Many Halves

During UConn's last **462** halves, the Huskies have been outscored **24** times.

### THE LAST TIME

UConn Scored 100+ Points	116-55, vs. Albany (March 18, 2017)
UConn Scored 39 or Fewer Points	88-39, at Vanderbilt (Dec. 29, 1992)
Opponent Scored 100+ Points	113-102 (W) at UCLA (Nov. 17, 1998)
Opponent Scored 90-99 Points	75-90, vs. Notre Dame (N) (Mar. 30, 2001)
Opponent Scored 80-89 Points in Regulation	81 Maryland (December 29, 2016)
Opponent Scored 30-39 Points	98-38, Mississippi State (Mar. 26, 2016)
Opponent Scored 29 or Fewer Points	87-28, at SMU (Jan. 11, 2015)
UConn Won in Overtime	75-65, vs. South Florida (Dec. 1, 2004)
Opponent Won in Overtime	66-64, vs. Mississippi State (March 31, 2017)
UConn Won by 50+ Points	116-55, (+61), Albany (March 18, 2017)
UConn Won by 40-49 Points	105-57, (+48), vs. Tulsa (March 4, 2017)
UConn Lost by 25+ Points	(-25), at Providence (Feb. 2, 1992)
UConn Shot 60.0 - 64.9 % FG%	.623 (43-69), vs. Albany (March 18, 2017)
UConn Shot 65.0 % or Better FG%	.702 (40-57), vs. St. Francis Brooklyn (March 21, 2015)
UConn Shot Less Than 30 % FG%	.298 (17-57), vs. Seton Hall (Jan. 15, 2003)
UConn Shot Less Than 25 % FG%	.241 (14-58), at Vanderbilt (Dec. 29, 1992)
UConn Shot Less Than 20 % FG % in a Half	.172 (5-29 in 1st half), vs. Stanford (April 6, 2010)
Opponent Shot 29.9% - 20% FG%	.271 (16-59) Temple (Feb. 22, 2017)
Opponent Shot Less Than 20% FG%	.179 (10-56), at Tulsa (Jan. 27, 2016)
UConn Shot 90% or Better FT%	.933 (14-15) vs. Texas (March 28, 2015)
UConn Had 60+ Rebounds	63, vs. Fairleigh Dickinson (Nov. 25, 2011)
UConn Had 50+ Rebounds	57 vs. vs. Maryland (Nov. 19, 2017)
UConn Had 25+ Turnovers	35 at Notre Dame (March 4, 2013)
	26 at Notre Dame (Jan. 7, 2012)
	26, at Georgetown (Feb. 26, 2011)
UConn Had Less Than <b>SIX</b> Turnovers	5, vs. Tulsa (March 4, 2017)
UConn Had Four or Fewer Turnovers	3, vs. Pittsburgh (Feb. 22, 2005)
	4, vs. USF (Feb. 27, 2017)
UConn Forced 30+ Turnovers	34, vs. Memphis (January 30, 2016)
UConn Had 20+ Steals	21, vs. Tulane (January 22, 2017)
UConn Had 30+ Assists	30, vs. Syracuse (March 20, 2017)
UConn Had 15+ Blocked Shots	15, vs. SMU (January 23, 2016)
Opponent had 20+ Steals	21, vs. Miami, (Feb. 8, 2004)
Opponent Had 20-24 Assists	20, vs. Maryland (N) (Dec. 28, 2015)
	20, vs. Stanford (N), (Apr. 6, 2008)
Opponent Had 10+ Blocked Shots	11, at Baylor (Dec. 18, 2011)
UConn Trailed at the Half	36-28, vs. Mississippi State (March 21, 2017)

### SIX PLAYERS IN DOUBLE FIGURES

Nurse (21), Stevens (18), Williams (15), Collier (13), Walker (12), Dangerfield (10) vs. Maryland (Nov. 19, 2017)

### EIGHT PLAYERS IN DOUBLE FIGURES

Stewart (16), Tuck (14), Chong (13), Williams (13), Butler (11), Collier (11), Jefferson (10), Nurse (10) vs. Cincinnati (December 30, 2015)

### THREE UCONN PLAYERS SCORED 20 OR MORE POINTS

Nurse (29), Samuelson (23), Williams (23) vs. Syracuse (March 20, 2017)

### UCONN PLAYER WITH 15 OR MORE REBOUNDS

Napheesa Collier (16) | vs. SMU (January 14, 2017)

### UCONN PLAYER WITH 10 OR MORE ASSISTS

Gabby Williams (10) | vs. ECU (January 24, 2017)

### UCONN PLAYER SCORED 30+ POINTS IN BACK-TO-BACK GAMES

Katie Lou Samuelson (34, 32) | vs. Tulsa (Jan. 17 and Jan. 22, 2017)

### OPPONENT PLAYER SCORED 20+ POINTS IN A HALF

Marian Mabrey (21 in First Half) | vs. Notre Dame (December 5, 2015)

UConn Player with **SEVEN** or More Blocks: Breanna Stewart (9) vs. SMU (January 23, 2016)

UConn Player Scored 30-39 points: Napheesa Collier (39) at USF (March 18, 2017)

UConn Player Scored 40+ points: Katie Lou Samuelson (40), vs. USF (March 6, 2017)

### MOST POINTS SCORED BY UCONN IN A QUARTER

41 | First Quarter | vs. Robert Morris (March 19, 2016)



# 2017-18 UCONN WOMEN'S BASKETBALL

**11-TIME NATIONAL CHAMPIONS**

**10-STRAIGHT FINAL FOUR TRIPS • 18 FINAL FOURS • 45 CONFERENCE CHAMPIONSHIPS**

**1995, 2000, 2002, 2003, 2004, 2009, 2010, 2013, 2014, 2015, 2016 NATIONAL CHAMPIONS**

## Regular Season Non-Conference

Below is a look at how UConn has done in regular-season non-conference games since 1993-94. Connecticut has won **131** of its last **135** regular-season non-conference games and had won 53 in-a-row prior to the streak-snapping loss at Stanford during the 2010-11 season.

### Huskies vs. Non-Conference Opponents in the Regular Season

Year	W	L	Pct.
1993-94	7	1	.875
1994-95	8	0	1.000
1995-96	10	2	.833
1996-97	9	0	1.000
1997-98	11	1	.917
1998-99	7	3	.700
1999-00	11	1	.917
2000-01	10	1	.909
2001-02	14	0	1.000
2002-03	13	0	1.000
2003-04	10	1	.909
2004-05	7	4	.636
2005-06	12	2	.857
2006-07	11	2	.846
2007-08	14	0	1.000
2008-09	14	0	1.000
2009-10	14	0	1.000
2010-11	13	1	.929
2011-12	13	1	.929
2012-13	13	1	.929
2013-14	13	0	1.000
2014-15	10	1	.909
2015-16	11	0	1.000
2016-17	13	0	1.000
2017-18	6	0	1.000

## UConn And the AP Poll

UConn is **433-16 (.964)** all-time when playing as the nation's No. 1 ranked team in the Associated Press Top 25. The Huskies' most recent loss when ranked No. 1 came on November 17, 2014 vs. Stanford. **UConn is 99-7 all-time when playing as the No. 2 ranked team.** The Huskies have been ranked in the AP Poll for **452** consecutive weeks. (11/27)

The Huskies have been ranked No. 1 (AP) for a record-total of **221** weeks in the program's history - the most of any program.

UConn's run as the nation's top-ranked squad (2008-11) was the longest in program history and spanned **51** weeks - the longest in the history of the AP Poll.

Its shortest stretch at the top spot are a pair of one-week stays ... (Feb. 24-March 1, 2004 and Dec. 31, 2012 - Jan. 6, 2013)

UConn has been ranked in the top-10 of the AP Poll for **229**-straight weeks.

UConn has been ranked No. 1 in the final AP Poll **14** times in its history (2016-17, 2015-16, 2014-15, 2013-14, 2010-11, 2009-10, 2008-09, 2007-08, 2002-03, 2001-02, 2000-01, 1999-00, 1996-97, 1994-95)

UConn has begun the season as the top-ranked team in the AP Poll in 1995-96, 1999-00, 2000-01, 2001-02, 2003-04, 2008-09, 2009-10, 2010-11 and 2013-14, 2014-15, 2015-16, 2017-18

UConn has gone on to capture the NCAA

National Championship in six of the previous 10 seasons in which it opened the season ranked No. 1, most recently in 2009, 2010, 2014, 2015 and 2017

The Huskies have gone on to qualify for the NCAA Final Four in each of the 11 seasons they have begun as the nation's top-ranked squad.

This year marks the 18th time UConn has been included in the top-five of the Preseason Poll.

UConn has gone wire-to-wire ranked No. 1 five times in its history.

## Gampel Dominance

The Huskies boast a record of **277-7 (.973)** in Gampel Pavilion since 1993-94. UConn has won **167** of its last **171** games at Gampel Pavilion and is **322-19 (.940)** at the facility all-time.

UConn has won **102** of its last **104** games in its on-campus facility, dating back to a 60-56 setback to No. 9 Rutgers on February 7, 2006.

## SEASON RECORDS AT GAMPEL

1993-94	19-0
1994-95	18-0
1995-96	18-1
1996-97	17-0
1997-98	16-0
1998-99	12-1
1999-00	15-1
2000-01	14-0
2001-02	14-0
2002-03	8-0
2003-04	7-0
2004-05	8-1
2005-06	7-1
2006-07	10-0
2007-08	8-0
2008-09	9-0
2009-10	10-0
2010-11	13-0
2011-12	10-1
2012-13	8-1
2013-14	10-0
2014-15	8-0
2015-16	9-0
2016-17	10-0
2017-18	1-0

## Huskies Improve in #1 vs. #2 Games

With the win at No. 2 Notre Dame on December 7, UConn improved to 20-3 all-time in games pitting the top two teams in the Associated Press top-25 poll against one another. UConn is 15-2 all-time when playing as the No. 1 team in such games. The Huskies are 5-1 in No. 1 vs. No. 2 games when playing as the country's second-ranked team.

## UCONN IN #1 vs. #2 GAMES

Year	Opponent	Result
1994-95	No. 1 Tennessee	W, 77-66 (H)
1998-99	No. 2 Tennessee	L, 92-81 (H)
1999-00	No. 2 Tennessee	W, 74-67 (A)
1999-00	No. 2 Tennessee	W, 71-52 (N)
2000-01	No. 2 Tennessee	W, 81-76 (H)
2000-01	No. 1 Notre Dame	W, 78-76 (H)
2000-01	No. 2 Notre Dame	L, 90-75 (N)
2001-02	No. 2 Tennessee	W, 86-72 (A)
2001-02	No. 2 Oklahoma	W, 82-70 (N)

2002-03	No. 1 Duke	W, 77-65 (A)
2008-09	No. 2 No. Carolina	W, 88-58 (A)
2008-09	No. 2 Stanford	W, 83-64 (N)
2009-10	No. 2 Stanford	W, 80-68 (H)
2009-10	No. 2 Stanford	W, 53-47 (N)
2010-11	No. 2 Baylor	W, 65-64 (H)
2011-12	No. 1 Baylor	L, 66-61 (A)
2012-13	No. 1 Stanford	W, 61-35 (A)
2013-14	No. 2 Duke	W, 83-61 (A)
2013-14	No. 2 Notre Dame	W, 79-58 (N)
2014-15	No. 1 South Carolina	W, 87-62 (H)
2014-15	No. 2 Notre Dame	W, 63-53 (N)
2015-16	No. 2 South Carolina	W, 66-54 (A)
2016-17	No. 2 Notre Dame	W, 72-61 (A)

## All-Time #1 vs. #2 Matchups

(1977-2017) - 57 Games

**Team** **Record**

1. UConn ----- 20-3
2. Tennessee----- 10-12
3. Louisiana Tech----- 9-4
4. Old Dominion----- 4-2
5. Baylor----- 3-1
5. Duke----- 3-4
7. Texas----- 2-2
7. Southern Cal----- 2-2
9. Virginia----- 1-0
9. North Carolina----- 1-2
9. Notre Dame----- 1-5
9. Stanford----- 1-8
13. South Carolina----- 0-3

*\*Hat tip to former UConn SID Tim Tolokan for compiling this list*

## Huskies are Perfect in AAC Play

UConn is **70-0** all-time in American Athletic Conference regular season games. Below is a look at how that stacks up against the longest conference winning streaks in NCAA history (excluding postseason games).

Wins	Team	Conference, Dates
124	Texas	Southwest, 12/9/81-2/23/90
96	Old Dominion	Colonial, 2/23/95-2/18/01
<b>70</b>	<b>UConn</b>	<b>American 12/29/13-active</b>
70	Stanford	Pac-12, 1/22/09-1/6/13
66	Louisiana Tech	Sun Belt/WAC, 1998-02
57	UConn	Big East 2/9/08-1/4/12

## Five Huskies Earns Spot on Wooden Award Preseason Top-30 and Six Huskies Named to Naismith Trophy Top-50

Napheesa Collier, Kia Nurse, Katie Lou Samuelson, Azurá Stevens and Gabby Williams were included on the John R. Wooden Award Top-30 List as announced by the LA Athletic Club on Tuesday, November 14. Seven other schools had multiple selections on the list but UConn was the only school with more than two student-athletes included. Crystal Dangerfield joined the five aforementioned Huskies on the Naismith Trophy Top-50 List as announced by the Atlanta Tip-Off Club on November 29.



# 2017-18 UCONN WOMEN'S BASKETBALL

## 11-TIME NATIONAL CHAMPIONS

10-STRAIGHT FINAL FOUR TRIPS • 18 FINAL FOURS • 45 CONFERENCE CHAMPIONSHIPS

1995, 2000, 2002, 2003, 2004, 2009, 2010, 2013, 2014, 2015, 2016 NATIONAL CHAMPIONS



*Geno*  
**AURIEMMA**  
**HEAD COACH**  
**33RD SEASON**  
**997-135 (.881) OVERALL**  
**472-61 (.885) CONFERENCE**

Geno Auriemma has redefined the meaning of success in women's college basketball in his 33rd year as head coach of the University of Connecticut.

During his illustrious tenure, Auriemma has transformed the UConn program into the standard that all others are measured, both on and off the court.

Under his guidance, the Huskies have been transformed from a program with only one winning season, to its current state, which includes 11 national titles, 18 Final Fours, six perfect seasons (1995, 2002, 2009, 2010, 2014, 2016) and 45 Conference titles, all since Auriemma's arrival in 1985.

Off the court, success means a flawless, 100 percent graduation rate among four-year players and one of the most beloved and followed sports teams in the country.

This unmatched success, which is the standard for collegiate programs nationally, was recognized with Auriemma's induction into both the Naismith Memorial Basketball Hall of Fame (Springfield, Mass.) and the Women Basketball Hall of Fame (Knoxville, Tenn.) in 2006.

In addition, Auriemma recently finished a successful eight-year term as he was named the head coach of the U.S. National Team, which won the gold medal at the 2012 Olympic Games in London and at the 2016 Olympic Games in Rio. Former Husky greats Sue Bird, Tina Charles, Maya Moore and Diana Taurasi won gold medals in each of the last two games while Swin Cash and Asjha Jones were with Auriemma in 2012 and Breanna Stewart won gold in 2016.

He is the only coach in women's basketball history to guide a team to 10-consecutive Final Four appearances and his 22-6 record in Final Four games, including an 11-0 mark in national championship games is the best in NCAA history.

Auriemma has won a major National Coach of the Year honor in nine different seasons and has been named the conference Coach of the Year 14 times, including the 2016-17 honor.

He reached the 600, 700, 800 and 900-win mark faster than any other coach in the history of college basketball and became the sport's all-time leader in winning percentage when he surpassed Leon Barmore's previous mark of .869

Year	Overall	Pct.	Conf.	Pct.	NCAA Tournament
1985-86	12-15	.444	4-12	.250	
1986-87	14-13	.519	9-7	.563	
1987-88	17-11	.607	9-7	.563	
1988-89	24-6#*	.800	13-2	.867	First Round
1989-90	25-6#*	.806	14-2	.875	Second Round
1990-91	29-5#*	.853	14-2	.875	Final Four
1991-92	23-11	.676	13-5	.722	Second Round
1992-93	18-11	.621	12-6	.667	First Round
1993-94	30-3#*	.936	17-1	.994	Final Eight
1994-95	35-0#*	1.000	18-0	1.000	<b>NATIONAL CHAMPIONS</b>
1995-96	34-4#*	.895	17-1	.944	Final Four
1996-97	33-1#*	.971	18-0	1.000	Final Eight
1997-98	34-3#*	.919	17-1	.944	Final Eight
1998-99	29-5#*	.853	17-1	.944	Sweet 16
1999-00	36-1#*	.973	16-0	1.000	<b>NATIONAL CHAMPIONS</b>
2000-01	32-3#*	.914	15-1	.938	Final Four
2001-02	39-0#*	1.000	16-0	1.000	<b>NATIONAL CHAMPIONS</b>
2002-03	37-1#	.973	16-0	1.000	<b>NATIONAL CHAMPIONS</b>
2003-04	31-4#	.886	14-2	.875	<b>NATIONAL CHAMPIONS</b>
2004-05	25-8*	.758	13-3	.867	Sweet 16
2005-06	32-5*	.865	14-2	.875	Final Eight
2006-07	32-4#	.889	16-0	1.000	Final Eight
2007-08	36-2#*	.947	15-1	.944	Final Four
2008-09	39-0#*	1.000	16-0	1.000	<b>NATIONAL CHAMPIONS</b>
2009-10	39-0#*	1.000	16-0	1.000	<b>NATIONAL CHAMPIONS</b>
2010-11	36-2#*	.947	16-0	1.000	Final Four
2011-12	33-5*	.868	13-3	.813	Final Four
2012-13	35-4	.897	14-2	.875	<b>NATIONAL CHAMPIONS</b>
2013-14	40-0#*	1.000	18-0	1.000	<b>NATIONAL CHAMPIONS</b>
2014-15	38-1#*	.974	18-0	1.000	<b>NATIONAL CHAMPIONS</b>
2015-16	38-0#*	1.000	18-0	1.000	<b>NATIONAL CHAMPIONS</b>
2016-17	36-1#*	.973	16-0	1.000	Final Four
2017-18	6-0	1.000			
<b>33rd Year</b>	<b>997-135</b>	<b>.881</b>	<b>472-61</b>	<b>.885</b>	<b>11 NATIONAL TITLES</b>

# - Conference Regular Season Champions \* - Conference Tournament Champions

### NAISMITH NATIONAL COACH OF THE YEAR

1994-95, 1996-97, 1999-00, 2001-02, 2007-08, 2008-09, 2015-16, 2016-17

### AP NATIONAL COACH OF THE YEAR

1994-95, 1996-97, 1999-00, 2002-03, 2007-08, 2008-09, 2010-11, 2015-16, 2016-17

### WBCA NATIONAL COACH OF THE YEAR

1996-97, 1999-00, 2001-02, 2007-08, 2008-09, 2015-16, 2016-17

### CONFERENCE COACH OF THE YEAR

1988-89, 1994-95, 1996-97, 1999-00, 2001-02, 2002-03, 2007-08, 2008-09, 2009-10, 2010-11, 2013-14, 2014-15, 2015-16, 2016-17

### 14 OLYMPIANS

Svetlana Abrosimova (Russian Olympic Team - 2000, 2008), Sue Bird - 2004, 2008, 2012, Swin Cash - 2004, 2012, Tina Charles - 2012, Asjha Jones - 2012, Rebecca Lobo - 1996, Jess McCormack (New Zealand Olympic Team - 2008), Maya Moore - 2012, Kia Nurse (Canadian Olympic Team - 2016), Rashidat Sadiq (Nigerian Olympic Team - 2004), Nykeshia Sales - 2000 (alternate), Breanna Stewart - 2016, Diana Taurasi - 2004, 2008, 2012, Kara Wolters - 1996 (alternate), 2000

### EIGHT NATIONAL PLAYERS OF THE YEAR

Rebecca Lobo (1995), Jennifer Rizzotti (1996), Kara Wolters (1997), Sue Bird (2002), Diana Taurasi (2003, 2004), Maya Moore (2009, 2010, 2011), Tina Charles (2010), Breanna Stewart (2014, 2015, 2016)

### 22 FIRST TEAM ALL-AMERICANS

Svetlana Abrosimova (three times), Kerry Bascom, Sue Bird, Swin Cash, Rebecca Lobo (two times), Jennifer Rizzotti (two times), Nykeshia Sales (two times), Kara Wolters (two times), Shea Ralph, Diana Taurasi (three times), Renee Montgomery (two times), Maya Moore (four times), Tina Charles (two times), Bria Hartley (two times), Stefanie Dolson (two times), Kaleena Mosqueda-Lewis (twice), Breanna Stewart (three times), Moriah Jefferson (twice), Morgan Tuck, Napheesa Collier, Katie Lou Samuelson, Gabby Williams

### THREE COSIDA ACADEMIC ALL-AMERICANS OF THE YEAR

Rebecca Lobo in 1994+95, Jennifer Rizzotti in 1996, Maya Moore in 2010+11

### 33 USA BASKETBALL PARTICIPANTS

Rebecca Lobo, Kara Wolters, Jennifer Rizzotti, Carla Berube, Kris Lamb, Nykeshia Sales, Kerry Bascom, Paige Sauer, Shea Ralph, Sue Bird, Kelly Schumacher, Diana Taurasi, Ashley Battle, Jessica Moore, Ann Strother, Tina Charles, Renee Montgomery, Maya Moore, Charde Houston, Mel Thomas, Tiffany Hayes, Kelly Faris, Stefanie Dolson, Bria Hartley, Samarie Walker, Kaleena Mosqueda-Lewis, Kiah Stokes, Breanna Stewart, Morgan Tuck, Moriah Jefferson, Napheesa Collier, Katie Lou Samuelson, Crystal Dangerfield



# 2017-18 UCONN WOMEN'S BASKETBALL

## 11-TIME NATIONAL CHAMPIONS

10-STRAIGHT FINAL FOUR TRIPS • 18 FINAL FOURS • 45 CONFERENCE CHAMPIONSHIPS  
1995, 2000, 2002, 2003, 2004, 2009, 2010, 2013, 2014, 2015, 2016 NATIONAL CHAMPIONS

UConn swept both the league regular season and tournament crowns in 19 different seasons - all since Auriemma has taken over the program's reins.

His 32-year overall record stands at **997-135 (.881)**, the best winning percentage in the history of the sport and he became only the fourth coach all-time to eclipse the 900-win mark when the Huskies defeated Cincinnati on February 3, 2015. Auriemma reached win number 900 in fewer games than any coach in the history of the game.

The Huskies have won the conference tournament crown in 11 of the past 13 seasons. Connecticut extended its streak of consecutive NCAA Regional appearances to 24 straight and advanced to the NCAA Final Four for the 18th time in the program's history. Auriemma also guided UConn to its 22nd 30-win season in 2016-17 and its 22nd in the past 24 seasons.

UConn won the American Athletic Conference regular season and tournament titles for the fourth-straight year in 2016-17 and captured its record fourth-straight national championship after advancing to its ninth-straight Final Four, which extended its own record for most consecutive Final Four trips. UConn went undefeated for the sixth different season in 2015-16 while three Huskies, Moriah Jefferson, Breanna Stewart and Morgan Tuck, were selected as consensus First Team All-Americans.

Stewart was selected as the unanimous National Player of the Year earning honors from the the Associated Press, the WBCA (Wade

Trophy), The LA Athletic Club (Wooden Award) the United States Basketball Writers Association, the Atlantia Tip-Off Club (Naismith Trophy), and was selected as the winner of the Honda Sports Award.

Following the season, the All-America trio were the first triumvirate of teammates in history to be selected with the first three picks in the WNBA Draft.

The Huskies enter 2016-17 on a 75-game winning streak, which is only 15 shy of their own NCAA record of 90-consecutive wins. The team has also won 38-straight road games, which is only six shy of tying the record of 30-consecutive road game wins held by UConn (2007-11) and Notre Dame (2011-15).

Auriemma is a 1981 graduate of West Chester with a B.A. in political science. He resides in Manchester, Conn., with his wife Kathy. They have three children and three grand children.

### AURIEMMA ALL-TIME VS. OPPONENTS

Opponent	W	L	PCT.
Alabama	2	0	1.000
Albany	2	0	1.000
Arizona	1	0	1.000
Arizona State	2	1	.667
Arkansas	1	0	1.000
Army	2	0	1.000
Auburn	4	0	1.000
Ball State	1	1	.500
Baylor	4	2	.667
Boston College	34	9	.791
Boston University	5	0	1.000
Brown	1	0	1.000
Buffalo	2	0	1.000
BYU	3	0	1.000
California	4	1	.800
Cal Davis	2	0	1.000
Cal Northridge	1	0	1.000
Cal Santa Barbara	2	0	1.000
Central Connecticut	4	0	1.000
Central Florida	6	0	1.000
Chattanooga	2	0	1.000
Cincinnati	16	0	1.000
Clemson	3	1	.750
Cleveland State	1	0	1.000
Colgate	5	0	1.000
College of Charleston	3	0	1.000
Colorado State	3	0	1.000
Coppin State	1	0	1.000
Cornell	1	0	1.000
Creighton	1	0	1.000
Dartmouth	2	0	1.000
Dayton	3	0	1.000
Denver	1	0	1.000
DePaul	14	0	1.000
Drexel	2	0	1.000
Duke	10	3	.769
Duquesne	2	0	1.000
East Carolina	8	0	1.000
E. Washington	1	0	1.000
Fairfield	8	0	1.000
Fairleigh Dickinson	1	0	1.000
Florida	2	0	1.000
FIU	1	0	1.000
Florida State	9	0	1.000
Fordham	1	0	1.000
George Mason	2	0	1.000
Geo. Washington	4	0	1.000
Georgetown	43	3	.934
Georgia	3	1	.750
Georgia State	1	0	1.000
Georgia Tech	2	0	1.000
Green Bay	2	0	1.000
Hampton	1	0	1.000
Hartford	14	0	1.000
Harvard	1	0	1.000
Hawaii	2	1	.666
Hofstra	2	0	1.000
Holy Cross	19	1	.950
Houston	5	0	1.000
Howard	2	0	1.000
Idaho	1	0	1.000
Idaho State	1	0	1.000
Illinois	3	0	1.000
Indiana State	1	0	1.000
Iona	5	0	1.000
Iowa	4	2	.667
Iowa State	2	1	.667
Kansas	2	0	1.000
Kansas State	3	0	1.000
Kentucky	4	1	.800
Lafayette	2	0	1.000
La Salle	0	3	.000
Lehigh	4	0	1.000
Long Island	2	0	1.000
LSU	8	1	.889
Louisiana Tech	5	2	.714
Louisville	15	1	.938
Loyola (Md.)	1	0	1.000
Maine	3	0	1.000
Manhattan	1	0	1.000
Marist	4	0	1.000
Marquette	9	0	1.000
Maryland	7	0	1.000
Massachusetts	3	1	.750
Miami	18	5	.783
Michigan State	2	1	.667
Minnesota	2	0	1.000
Mississippi State	3	1	.750
Memphis	7	0	1.000
Monmouth	1	0	1.000
Morgan State	1	0	1.000
Nebraska	3	0	1.000
Nevada	1	0	1.000
New Hampshire	1	1	.500
Niagara	1	0	1.000
North Carolina	7	4	.636
UNC Charlotte	1	0	1.000
North Carolina St.	6	2	.750
Northeastern	4	1	.800
Northern Arizona	1	0	1.000
Northern Colorado	1	0	1.000
Northwestern	1	0	1.000
Notre Dame	34	11	.756
Oakland (Mich.)	2	0	1.000
Ohio State	4	0	1.000
Oklahoma	10	0	1.000
Old Dominion	7	1	.875
Oregon	3	0	1.000
Oregon State	2	0	1.000
Pacific	2	0	1.000
Penn State	9	0	1.000
Pennsylvania	1	0	1.000
Pepperdine	4	0	1.000
Pittsburgh	41	4	.911
Prairie View A&M	2	0	1.000
Providence	39	10	.796
Purdue	5	1	.833
Queens	1	0	1.000
Quinnipiac	1	0	1.000
Rhode Island	8	0	1.000
Richmond	2	0	1.000
Robert Morris	1	0	1.000
Rutgers	34	6	.850
SMU	8	0	1.000
St. Bonaventure	1	0	1.000
St. Francis (BK)	1	0	1.000
St. Francis (Pa.)	2	0	1.000
St. John's	40	8	.830
St. Joseph's (Pa.)	5	1	.833
St. Peter's (N.J.)	1	0	1.000
Sacred Heart	2	0	1.000
San Diego State	2	1	.667
San Francisco	2	0	1.000
Seton Hall	46	2	.958
Siena	1	0	.000
South Florida	23	0	1.000
Southern	1	0	1.000
Southern California	2	0	1.000
South Carolina	5	0	1.000
So. Mississippi	1	0	1.000
Stanford	11	7	.611
Stony Brook	1	0	1.000
Syracuse	38	6	.864
Temple	10	0	1.000
Tennessee	13	9	.591
Tenn. Christian	1	0	1.000
Texas	9	0	1.000
Texas A&M	3	0	1.000
Toledo	1	0	1.000
Towson	1	0	1.000
Tulane	7	0	1.000
Tulsa	7	0	1.000
UCLA	5	0	1.000
UMBC	1	0	1.000
UNLV	1	0	1.000
U.S. International	0	1	.000
Vanderbilt	4	2	.667
Vermont	4	0	1.000
Villanova	36	11	.766
Virginia	4	2	.667
Va. Common.	1	0	1.000
Virginia Tech	10	1	.909
Wake Forest	3	0	1.000
Washington	3	0	1.000
West Virginia	24	0	1.000
Western Kentucky	1	0	1.000
Western Michigan	1	0	1.000
Wright State	2	0	1.000
Xavier	1	0	1.000
Yale	1	0	1.000



# 2017-18 UCONN WOMEN'S BASKETBALL

**11-TIME NATIONAL CHAMPIONS**

**10-STRAIGHT FINAL FOUR TRIPS • 18 FINAL FOURS • 45 CONFERENCE CHAMPIONSHIPS**

**1995, 2000, 2002, 2003, 2004, 2009, 2010, 2013, 2014, 2015, 2016 NATIONAL CHAMPIONS**

## 2017-18 GAME-BY-GAME HIGHS

Date	Opponent	Points	Rebounds	Assists	Steals	Blocks
11/12	vs. Stanford	Dangerfield (24)	Stevens (8)	Williams (4)	Dangerfield (4)	Stevens (3)
11/17	Cal	Three (14)	Williams (8)	Williams (5)	Samuelson (3)	Two (2)
11/19	Maryland	Stevens (18)	Stevens (12)	Dangerfield (6)	Williams (5)	Collier (2)
11/21	at UCLA	Collier (23)	Williams (11)	Four (4)	Collier (5)	Stevens (2)
11/25	vs. Michigan State	Stevens (25)	Stevens (16)	Dangerfield (10)	Collier (5)	Collier (3)
11/28	at Nevada	Nurse (27)	Stevens (14)	Collier (5)	Williams (5)	Collier (3)
12/3	Notre Dame					
12/8	at DePaul					
12/19	vs. Oklahoma					
12/22	vs. Duquesne					
12/31	Memphis					
1/3	at ECU					
1/6	at USF					
1/9	UCF					
1/13	at Houston					
1/15	at Texas					
1/18	Tulsa					
1/21	at Temple					
1/24	at Memphis					
1/27	Tulane					
2/1	at South Carolina					
2/4	Cincinnati					
2/7	at UCF					
2/10	Wichita State					
2/12	Louisville					
2/18	Temple					
2/21	at Tulane					
2/24	at SMU					
2/26	USF					



# 2017-18 UCONN WOMEN'S BASKETBALL

**11-TIME NATIONAL CHAMPIONS**

**10-STRAIGHT FINAL FOUR TRIPS • 18 FINAL FOURS • 45 CONFERENCE CHAMPIONSHIPS**  
**1995, 2000, 2002, 2003, 2004, 2009, 2010, 2013, 2014, 2015, 2016 NATIONAL CHAMPIONS**

## 2017-18 GAME-BY-STARTERS

Date	Opponent	Guard	Guard	Forward	Forward	Forward
11/12 vs. Stanford		Dangerfield	Nurse	Samuelson	Collier	Williams
11/17 Cal		Dangerfield	Nurse	Samuelson	Collier	Williams
11/19 Maryland		Dangerfield	Nurse	Stevens	Collier	Williams
11/21 at UCLA		Dangerfield	Nurse	Stevens	Collier	Williams
11/25 vs. Michigan State		Dangerfield	Nurse	Stevens	Collier	Williams
11/28 at Nevada		Dangerfield	Nurse	Stevens	Collier	Williams
12/3 Notre Dame						
12/8 at DePaul						
12/19 vs. Oklahoma						
12/22 vs. Duquesne						
12/31 Memphis						
1/3 at ECU						
1/6 at USF						
1/9 UCF						
1/13 at Houston						
1/15 at Texas						
1/18 Tulsa						
1/21 at Temple						
1/24 at Memphis						
1/27 Tulane						
2/1 at South Carolina						
2/4 Cincinnati						
2/7 at UCF						
2/10 Wichita State						
2/12 Louisville						
2/18 Temple						
2/21 at Tulane						
2/24 at SMU						
2/26 USF						



# 2017-18 UCONN WOMEN'S BASKETBALL

**11-TIME NATIONAL CHAMPIONS**

**10-STRAIGHT FINAL FOUR TRIPS • 18 FINAL FOURS • 45 CONFERENCE CHAMPIONSHIPS**

**1995, 2000, 2002, 2003, 2004, 2009, 2010, 2013, 2014, 2015, 2016 NATIONAL CHAMPIONS**

## 2017-18 SPECIALTY STATS COMPARISON

Date	Opponent	Pts. in the Paint	Pts. off TO's	Second Chance Pts.	Fast Break Pts.	Bench Pts.
11/12	vs. Stanford	34-22	32-2	9-0	17-9	10-31
11/17	Cal	36-28	35-9	11-9	15-7	15-16
11/19	Maryland	52-36	27-29	26-10	14-8	20-32
11/21	at UCLA	34-28	19-18	9-12	6-0	13-13
11/25	vs. Michigan State	56-24	14-14	12-6	18-6	19-37
11/28	at Nevada	44-24	27-16	10-6	10-0	5-23
12/3	Notre Dame					
12/8	at DePaul					
12/19	vs. Oklahoma					
12/22	vs. Duquesne					
12/31	Memphis					
1/3	at ECU					
1/6	at USF					
1/9	UCF					
1/13	at Houston					
1/15	at Texas					
1/18	Tulsa					
1/21	at Temple					
1/24	at Memphis					
1/27	Tulane					
2/1	at South Carolina					
2/4	Cincinnati					
2/7	at UCF					
2/10	Wichita State					
2/12	Louisville					
2/18	Temple					
2/21	at Tulane					
2/24	at SMU					
2/26	USF					
<b>TOTAL</b>		256-160	154-88	77-43	80-30	82-152



# 2017-18 UCONN WOMEN'S BASKETBALL

**11-TIME NATIONAL CHAMPIONS**

10-STRAIGHT FINAL FOUR TRIPS • 18 FINAL FOURS • 45 CONFERENCE CHAMPIONSHIPS

1995, 2000, 2002, 2003, 2004, 2009, 2010, 2013, 2014, 2015, 2016 NATIONAL CHAMPIONS

## 2017-18 TEAM GAME-BY-GAME COMPARISON

GAME	FG	FGA	Pct.	3FG	3FGA	Pct.	FT	FTA	Pct.	O	D	T	PF	TP	A	TO	B	S
11/12 vs. Stanford	20	62	32.3	7	25	28.0	6	8	75.0	9	38	47	19	53	9	22	4	3
<b>UCONN</b>	29	71	40.8	9	24	37.5	11	18	61.1	7	33	40	14	78	15	7	6	13
11/17 Cal	30	66	45.5	8	26	30.8	14	18	77.8	13	21	34	11	82	20	14	2	12
<b>UCONN</b>	20	53	37.7	2	10	20.0	5	6	83.3	12	24	36	19	47	11	29	2	6
11/19 Maryland	28	72	38.9	5	19	26.3	11	18	61.1	12	23	35	17	72	9	20	6	16
<b>UCONN</b>	38	78	48.7	9	26	34.6	12	17	70.6	20	37	57	15	97	20	25	4	10
11/21 at UCLA	23	67	34.4	6	26	23.1	8	9	88.9	16	15	31	16	60	11	14	3	9
<b>UCONN</b>	27	50	54.0	7	13	53.8	17	21	81.0	9	27	36	15	78	18	17	3	11
11/25 vs. Michigan State	23	67	34.3	7	23	30.4	9	14	64.3	10	18	28	16	62	13	15	0	7
<b>UCONN</b>	41	72	56.9	7	24	29.2	7	13	53.8	11	35	46	18	96	30	11	4	13
11/28 at Nevada	22	60	36.7	8	15	53.3	5	7	71.4	12	17	29	14	57	18	19	1	5
<b>UCONN</b>	36	57	63.2	10	18	55.6	6	10	60.0	7	27	34	15	88	25	18	5	14
12/3 Notre Dame																		
<b>UCONN</b>																		
12/8 at DePaul																		
<b>UCONN</b>																		
12/19 vs. Oklahoma																		
<b>UCONN</b>																		
12/22 vs. Duquesne																		
<b>UCONN</b>																		
12/31 Memphis																		
<b>UCONN</b>																		
1/3 at ECU																		
<b>UCONN</b>																		
1/6 at USF																		
<b>UCONN</b>																		
1/9 UCF																		
<b>UCONN</b>																		
1/13 at Houston																		
<b>UCONN</b>																		
1/15 at Texas																		
<b>UCONN</b>																		
1/18 Tulsa																		
<b>UCONN</b>																		
1/21 at Temple																		
<b>UCONN</b>																		
1/24 at Memphis																		
<b>UCONN</b>																		
1/27 Tulane																		
<b>UCONN</b>																		
2/1 at South Carolina																		
<b>UCONN</b>																		
2/4 Cincinnati																		
<b>UCONN</b>																		
2/7 at UCF																		
<b>UCONN</b>																		
2/10 Wichita State																		
<b>UCONN</b>																		
2/12 Louisville																		
<b>UCONN</b>																		
2/18 Temple																		
<b>UCONN</b>																		
2/21 at Tulane																		
<b>UCONN</b>																		
2/24 at SMU																		
<b>UCONN</b>																		
2/26 USF																		
<b>UCONN</b>																		





# 2017-18 UCONN WOMEN'S BASKETBALL

**11-TIME NATIONAL CHAMPIONS**

**10-STRAIGHT FINAL FOUR TRIPS • 18 FINAL FOURS • 45 CONFERENCE CHAMPIONSHIPS**

**1995, 2000, 2002, 2003, 2004, 2009, 2010, 2013, 2014, 2015, 2016 NATIONAL CHAMPIONS**

## 2017-18 UConn Basketball UCONN Combined Team Statistics (as of Nov 29, 2017) All games

RECORD:	OVERALL	HOME	AWAY	NEUTRAL
ALL GAMES	6-0	2-0	2-0	2-0
CONFERENCE	0-0	0-0	0-0	0-0
NON-CONFERENCE	6-0	2-0	2-0	2-0

##	Player	gp-gs	min	avg	Total		3-Point		F-Throw		Rebounds				pf	dq	a	to	blk	stl	pts	avg
					fg-fga	fg%	3fg-fga	3fg%	ft-fga	ft%	off	def	tot	avg								
33	Samuelson, Katie Lou	2-1	46	23.0	10-22	.455	2-8	.250	11-12	.917	3	2	5	2.5	2	0	3	2	1	4	33	16.5
11	Nurse, Kia	6-5	197	32.8	33-58	.569	17-29	.586	14-18	.778	3	16	19	3.2	13	0	19	12	1	5	97	16.2
23	Stevens, Azura	6-4	155	25.8	36-63	.571	3-17	.176	10-17	.588	17	40	57	9.5	15	0	20	10	10	8	85	14.2
24	Collier, Napheesa	6-5	184	30.7	35-72	.486	5-16	.313	9-12	.750	13	31	44	7.3	11	0	20	9	8	18	84	14.0
05	Dangerfield, Crystal	6-5	195	32.5	30-64	.469	15-31	.484	9-13	.692	3	12	15	2.5	7	0	31	10	0	12	84	14.0
15	Williams, Gabby	6-5	174	29.0	32-54	.593	0-3	.000	9-14	.643	9	42	51	8.5	14	0	19	25	2	19	73	12.2
03	Walker, Megan	6-0	107	17.8	14-35	.400	3-11	.273	5-9	.556	7	16	23	3.8	9	0	9	6	2	3	36	6.0
02	Espinoza-Hunter, Andr	4-0	35	8.8	5-10	.500	4-8	.500	0-0	.000	1	0	1	0.3	5	0	1	1	0	1	14	3.5
25	Irwin, Kyla	5-0	43	8.6	3-6	.500	1-4	.250	0-0	.000	1	3	4	0.8	6	0	3	3	0	1	7	1.4
10	Bent, Molly	5-0	36	7.2	2-4	.500	0-1	.000	0-0	.000	0	3	3	0.6	2	0	1	7	0	1	4	0.8
04	Coombs, Mikayla	5-0	22	4.4	1-5	.200	0-2	.000	0-0	.000	1	2	3	0.6	4	0	2	2	0	1	2	0.4
34	Gordon, Lexi	4-0	6	1.5	0-1	.000	0-1	.000	0-2	.000	0	1	1	0.3	0	0	0	2	0	0	0	0.0
Team												9	12	21				3				
Total.....		6	1200		201-394	.510	50-131	.382	67-97	.691	67	180	247	41.2	88	0	128	92	24	73	519	86.5
Opponents.....		6	1200		136-381	.357	35-118	.297	44-62	.710	71	135	206	34.3	101	-	71	119	16	46	351	58.5

TEAM STATISTICS	UCONN	OPP	Date	Opponent	Score	Att.
SCORING	519	351	11/12/17	vs #10/9 Stanford	w 78-53	9711
Points per game	86.5	58.5	11/17/17	#20/25 CAL	w 82-47	8103
Scoring margin	+28.0	-	11/19/17	#15/13 MARYLAND	w 97-72	10126
FIELD GOALS-ATT	201-394	136-381	11/21/17	at #5/5 UCLA	w 78-60	9263
Field goal pct	.510	.357	1 11/25/17	vs Michigan State	w 96-62	6033
3 POINT FG-ATT	50-131	35-118	11/28/17	at Nevada	w 88-57	7815
3-point FG pct	.382	.297				
3-pt FG made per game	8.3	5.8				
FREE THROWS-ATT	67-97	44-62				
Free throw pct	.691	.710				
F-Throws made per game	11.2	7.3				
REBOUNDS	247	206				
Rebounds per game	41.2	34.3				
Rebounding margin	+6.8	-				
ASSISTS	128	71				
Assists per game	21.3	11.8				
TURNOVERS	92	119				
Turnovers per game	15.3	19.8				
Turnover margin	+4.5	-				
Assist/turnover ratio	1.4	0.6				
STEALS	73	46				
Steals per game	12.2	7.7				
BLOCKS	24	16				
Blocks per game	4.0	2.7				
ATTENDANCE	18229	32822				
Home games-Avg/Game	2-9114	2-8539				
Neutral site-Avg/Game	-	2-7872				

\* = Conference game  
1 - PK 80 Invitational

Score by Periods	1st	2nd	3rd	4th	Totals
UCONN	159	120	140	100	519
Opponents	64	71	83	133	351



# 2017-18 UCONN WOMEN'S BASKETBALL

**11-TIME NATIONAL CHAMPIONS**

**10-STRAIGHT FINAL FOUR TRIPS • 18 FINAL FOURS • 45 CONFERENCE CHAMPIONSHIPS**

**1995, 2000, 2002, 2003, 2004, 2009, 2010, 2013, 2014, 2015, 2016 NATIONAL CHAMPIONS**

## 2017-18 UConn Basketball UCONN Season Box Score (as of Nov 29, 2017) All games -- 1st half only

RECORD:	OVERALL	HOME	AWAY	NEUTRAL
ALL GAMES	6-0	2-0	2-0	2-0
CONFERENCE	0-0	0-0	0-0	0-0
NON-CONFERENCE	6-0	2-0	2-0	2-0

#	Player	gp-gs	min	avg	Total		3-Point		F-Throw		Rebounds				pf	dq	a	to	blk	stl	pts	avg
					fg-fga	fg%	3fg-fga	3fg%	ft-fa	ft%	off	def	tot	avg								
33	Samuelson, Katie Lou	2-1	33	16.5	10-18	.556	2-6	.333	9-10	.900	2	2	4	2.0	2	0	3	2	1	4	31	15.5
11	Nurse, Kia	6-5	115	19.2	20-37	.541	11-20	.550	5-5	1.000	3	9	12	2.0	7	0	13	3	0	2	56	9.3
24	Collier, Napheesa	6-5	106	17.7	22-44	.500	3-9	.333	4-6	.667	6	19	25	4.2	5	0	11	4	6	12	51	8.5
05	Dangerfield, Crystal	6-5	115	19.2	19-39	.487	11-18	.611	1-2	.500	2	7	9	1.5	4	0	19	3	0	9	50	8.3
15	Williams, Gabby	6-5	89	14.8	19-33	.576	0-2	.000	2-6	.333	6	26	32	5.3	5	0	12	15	1	14	40	6.7
23	Stevens, Azura	6-4	89	14.8	16-30	.533	0-8	.000	4-7	.571	9	23	32	5.3	8	0	11	6	6	1	36	6.0
03	Walker, Megan	6-0	45	7.5	6-14	.429	3-7	.429	0-0	.000	3	6	9	1.5	3	0	5	3	0	1	15	2.5
34	Gordon, Lexi	4-0	0	0.0	0-0	.000	0-0	.000	0-0	.000	0	0	0	0.0	0	0	0	0	0	0	0	0.0
25	Irwin, Kyla	5-0	6	1.2	0-0	.000	0-0	.000	0-0	.000	0	0	0	0.0	2	0	1	0	0	0	0	0.0
10	Bent, Molly	5-0	2	0.4	0-0	.000	0-0	.000	0-0	.000	0	0	0	0.0	0	0	0	0	0	0	0	0.0
04	Coombs, Mikayla	5-0	0	0.0	0-0	.000	0-0	.000	0-0	.000	0	0	0	0.0	0	0	0	0	0	0	0	0.0
02	Espinoza-Hunter, Andr	4-0	0	0.0	0-0	.000	0-0	.000	0-0	.000	0	0	0	0.0	0	0	0	0	0	0	0	0.0
Team											6	6	12							1		
Total.....		6	600		112-215	.521	30-70	.429	25-36	.694	37	98	135	22.5	36	0	75	37	14	43	279	46.5
Opponents.....		6	600		54-186	.290	14-57	.246	13-21	.619	36	66	102	17.0	41	-	29	67	9	15	135	22.5

## All games -- 2nd half only

RECORD:	OVERALL	HOME	AWAY	NEUTRAL
ALL GAMES	6-0	2-0	2-0	2-0
CONFERENCE	0-0	0-0	0-0	0-0
NON-CONFERENCE	6-0	2-0	2-0	2-0

#	Player	gp-gs	min	avg	Total		3-Point		F-Throw		Rebounds				pf	dq	a	to	blk	stl	pts	avg
					fg-fga	fg%	3fg-fga	3fg%	ft-fa	ft%	off	def	tot	avg								
23	Stevens, Azura	6-4	66	11.0	20-33	.606	3-9	.333	6-10	.600	8	17	25	4.2	7	0	9	4	4	7	49	8.2
11	Nurse, Kia	6-5	82	13.7	13-21	.619	6-9	.667	9-13	.692	0	7	7	1.2	6	0	6	9	1	3	41	6.8
05	Dangerfield, Crystal	6-5	80	13.3	11-25	.440	4-13	.308	8-11	.727	1	5	6	1.0	3	0	12	7	0	3	34	5.7
24	Collier, Napheesa	6-5	78	13.0	13-28	.464	2-7	.286	5-6	.833	7	12	19	3.2	6	0	9	5	2	6	33	5.5
15	Williams, Gabby	6-5	85	14.2	13-21	.619	0-1	.000	7-8	.875	3	16	19	3.2	9	0	7	10	1	5	33	5.5
03	Walker, Megan	6-0	62	10.3	8-21	.381	0-4	.000	5-9	.556	4	10	14	2.3	6	0	4	3	2	2	21	3.5
02	Espinoza-Hunter, Andr	4-0	35	8.8	5-10	.500	4-8	.500	0-0	.000	1	0	1	0.3	5	0	1	1	0	1	14	3.5
25	Irwin, Kyla	5-0	37	7.4	3-6	.500	1-4	.250	0-0	.000	1	3	4	0.8	4	0	2	3	0	1	7	1.4
33	Samuelson, Katie Lou	2-1	13	6.5	0-4	.000	0-2	.000	2-2	1.000	1	0	1	0.5	0	0	0	0	0	0	2	1.0
10	Bent, Molly	5-0	34	6.8	2-4	.500	0-1	.000	0-0	.000	0	3	3	0.6	2	0	1	7	0	1	4	0.8
04	Coombs, Mikayla	5-0	22	4.4	1-5	.200	0-2	.000	0-0	.000	1	2	3	0.6	4	0	2	2	0	1	2	0.4
34	Gordon, Lexi	4-0	6	1.5	0-1	.000	0-1	.000	0-2	.000	0	1	1	0.3	0	0	0	2	0	0	0	0.0
Team											3	6	9							2		
Total.....		6	600		89-179	.497	20-61	.328	42-61	.689	30	82	112	18.7	52	0	53	55	10	30	240	40.0
Opponents.....		6	600		82-195	.421	21-61	.344	31-41	.756	35	69	104	17.3	60	-	42	52	7	31	216	36.0



# 2017-18 UCONN WOMEN'S BASKETBALL

## 11-TIME NATIONAL CHAMPIONS

10-STRAIGHT FINAL FOUR TRIPS • 18 FINAL FOURS • 45 CONFERENCE CHAMPIONSHIPS  
 1995, 2000, 2002, 2003, 2004, 2009, 2010, 2013, 2014, 2015, 2016 NATIONAL CHAMPIONS

Official Basketball Box Score - Game Totals - Final Statistics  
**#10/9 Stanford vs UCONN**  
 11/17/17 1:30 p.m. at Columbus, Ohio (Nationline Arena)

**#10/9 Stanford 53 • 0-2**

#	Player	Total		3-Ptr		Rebounds		PF	TP	A	TO	Blk	Stl	Min
		FG-FGA	FT-FTA	FG-FGA	FT-FTA	Off	Def							
05	Kaylee Johnson	f	0-4	0-0	0-0	1	3	4	2	0	2	0	1	12
10	Alyssa Jerome	f	1-5	0-1	0-0	0	1	1	2	2	0	3	0	22
11	Alanna Smith	f	4-8	0-2	0-0	2	8	10	4	8	1	4	1	25
12	Brittany McPhee	g	3-12	1-5	2-2	0	4	4	3	9	1	1	2	32
13	Marta Sniezek	g	1-1	1-1	0-0	0	2	2	0	3	2	0	0	14
02	Shannon Coffee	f	1-2	1-1	0-0	1	1	2	1	3	0	0	0	4
03	Anna Wilson	f	0-1	0-1	0-0	0	0	0	0	0	0	1	0	3
04	Nadia Fingall	f	0-1	0-1	0-0	0	5	5	3	0	2	4	0	11
14	Mikaela Brewer	f	0-1	0-1	0-0	0	0	0	0	0	1	0	0	3
15	Maya Dodson	f	0-2	0-0	0-0	1	1	3	2	0	0	0	0	17
20	Estelita Moschkau	g	0-0	0-0	0-0	0	0	0	0	0	0	0	0	3
21	DJoni Carrington	g	8-15	3-8	2-4	1	6	7	2	21	1	3	0	25
22	Alexa Romano	g	0-1	0-0	0-0	0	2	2	0	0	0	0	0	3
23	Kiana Williams	g	2-9	1-4	2-2	0	5	5	0	7	0	0	0	26
Team						2	0	2						
<b>Totals</b>			20-62	7-25	6-8	9	38	47	19	53	9	22	4	200

1st - FG %: 41.7 23.5% 2nd: 1-14 7.1% 3rd: 8-15 53.3% 4th: 7-16 43.8% Game: 20-62 32.3% Deadball Rebounds 2

3FG %: 2-5 40.0% 0-7 0.0% 3-6 50.0% 0-0 0.0%

FT %: 0-0 0.0% 2-4 50.0%

**UCONN 78 • 1-0**

#	Player	Total		3-Ptr		Rebounds		PF	TP	A	TO	Blk	Stl	Min
		FG-FGA	FT-FTA	FG-FGA	FT-FTA	Off	Def							
02	Espinosa-Hunter,Andr	g	0-2	0-2	0-0	0	0	0	0	0	0	0	0	4
03	Walker,Megan	g	1-4	0-1	0-0	0	2	2	3	2	1	1	0	16
04	Coombs,Mikayla	g	0-1	0-1	0-0	0	0	1	0	1	0	0	0	3
05	Dangerfield,Crystal	g	9-16	6-7	0-0	1	5	6	0	24	3	0	0	34
10	Bent,Molly	g	0-0	0-0	0-0	0	1	1	0	0	0	0	0	8
11	Nurse,Kia	g	1-0	0-1	2-2	0	3	3	4	2	1	0	0	13
15	Williams,Gabby	g	5-10	0-1	1-4	0	7	7	1	11	4	1	3	25
23	Stevens,Azura	g	4-11	0-3	0-2	3	5	8	0	8	1	1	3	22
24	Collier,Napheesa	g	3-6	1-3	1-2	0	3	3	4	8	2	0	0	21
25	Irwin,Kyia	g	0-1	0-1	0-0	0	1	1	1	0	0	0	0	5
23	Stevens,Azura	g	6-12	2-4	7-8	1	2	3	1	21	1	1	1	31
34	Gordon, Lexi	g	0-0	0-0	0-0	0	1	1	0	0	0	0	0	1
Team						2	3	5						
<b>Totals</b>			29-71	9-24	11-18	7	33	40	14	78	15	7	6	13

1st - FG %: 10-17 58.8% 2nd: 8-18 44.4% 3rd: 7-17 41.2% 4th: 4-19 21.1% Game: 29-71 40.8% Deadball Rebounds 4

3FG %: 3-6 50.0% 3-7 42.9% 4-7 57.1%

FT %: 3-5 60.0%

**UCONN 82 • 2-0**

#	Player	Total		3-Ptr		Rebounds		PF	TP	A	TO	Blk	Stl	Min
		FG-FGA	FT-FTA	FG-FGA	FT-FTA	Off	Def							
15	Williams,Gabby	f	6-9	0-1	1-2	2	6	8	0	13	5	3	0	27
24	Collier,Napheesa	f	6-13	1-4	1-2	3	2	5	1	14	1	3	0	28
23	Samuelson,Katie Lou	f	4-10	0-4	4-4	2	0	2	2	12	2	1	0	15
05	Dangerfield,Crystal	g	4-7	4-5	2-2	0	1	1	0	14	4	0	0	16
11	Nurse,Kia	g	4-5	2-2	4-4	1	3	4	0	14	3	2	0	30
02	Espinosa-Hunter,Andr	g	0-0	0-0	0-0	0	0	0	2	0	1	0	0	10
03	Walker,Megan	g	1-9	0-3	2-2	2	3	5	1	4	0	0	1	20
04	Coombs,Mikayla	g	0-2	0-0	0-0	1	1	2	1	0	0	0	0	7
10	Bent,Molly	g	0-1	0-1	0-0	0	0	0	0	0	0	0	0	10
23	Stevens,Azura	g	5-8	1-4	0-0	0	2	2	4	11	3	1	2	17
25	Irwin,Kyia	g	0-1	0-1	0-0	0	0	0	0	0	0	0	0	8
34	Gordon, Lexi	g	0-1	0-1	0-2	0	0	0	0	0	0	0	0	2
Team						2	3	5						
<b>Totals</b>			30-66	8-26	14-18	13	21	34	11	82	20	14	2	12

1st - FG %: 10-18 55.6% 2nd: 6-16 37.5% 3rd: 6-17 35.3% 4th: 6-15 40.0% Game: 30-66 45.5% Deadball Rebounds 3

3FG %: 4-8 50.0% 3-7 42.9% 1-6 16.7%

FT %: 6-7 85.7%

**UCONN 82 • 2-0**

#	Player	Total		3-Ptr		Rebounds		PF	TP	A	TO	Blk	Stl	Min
		FG-FGA	FT-FTA	FG-FGA	FT-FTA	Off	Def							
2	JONES, Stephanie	f	2-3	0-0	0-0	0	1	1	4	4	1	0	0	20
15	CHARLES, Kaila	g	13-22	2-3	1-3	7	5	12	2	29	2	5	2	40
02	CONROY, Kristen	g	0-5	0-3	0-0	1	4	5	1	0	2	2	0	20
21	MYERS, Sarah	g	0-4	0-1	0-0	0	0	0	0	0	3	1	0	21
22	WATSON, Blair	g	3-10	0-4	1-2	0	6	6	2	7	1	0	2	29
01	SMALL, Ieshia	g	5-15	0-1	2-2	1	2	3	2	12	1	4	0	30
03	LEWIS, Channise	g	3-8	3-7	0-2	0	0	0	2	9	2	2	0	19
34	FRASER, Brianna	g	2-5	0-0	7-9	2	1	3	4	11	0	3	1	21
Team						1	4	5						
<b>Totals</b>			28-72	5-19	11-18	12	23	35	17	72	9	20	6	16

1st - FG %: 4-14 28.6% 2nd: 5-16 31.3% 3rd: 7-22 31.8% 4th: 12-20 60.0% Game: 28-72 38.9% Deadball Rebounds 2

3FG %: 0-2 0.0% 0-2 0.0%

FT %: 3-3 100.0% 0-0 0.0%

**UCONN 97 • 2-0**

#	Player	Total		3-Ptr		Rebounds		PF	TP	A	TO	Blk	Stl	Min
		FG-FGA	FT-FTA	FG-FGA	FT-FTA	Off	Def							
15	Williams,Gabby	f	6-9	0-1	3-3	2	9	11	1	15	3	10	1	30
23	Stevens,Azura	f	7-13	1-4	3-4	4	8	12	3	18	2	1	1	29
24	Collier,Napheesa	f	6-14	1-2	0-0	5	6	11	2	13	4	1	1	32
05	Dangerfield,Crystal	g	4-12	0-5	2-5	1	3	4	2	10	6	3	0	25
11	Nurse,Kia	g	7-15	5-6	2-2	1	3	4	1	21	2	2	1	30
02	Espinosa-Hunter,Andr	g	2-3	2-3	0-0	1	0	1	1	6	0	1	0	14
03	Walker,Megan	g	5-9	0-2	2-3	2	5	7	2	12	2	2	0	20
04	Coombs,Mikayla	g	0-0	0-0	0-0	0	1	1	0	0	0	1	0	4
10	Bent,Molly	g	1-2	0-0	0-0	0	2	2	1	2	1	2	0	6
25	Irwin,Kyia	g	0-1	0-1	0-0	0	0	0	2	0	0	1	0	8
34	Gordon, Lexi	g	0-0	0-0	0-0	0	0	0	0	0	1	0	0	2
Team						4	0	4						
<b>Totals</b>			38-78	9-26	12-17	20	37	57	15	97	20	25	4	100

1st - FG %: 14-23 60.9% 2nd: 6-22 27.3% 3rd: 9-19 47.4% 4th: 9-14 64.3% Game: 38-78 48.7% Deadball Rebounds 2

3FG %: 4-7 57.1% 0-4 0.0%

FT %: 0-0 0.0% 2-4 50.0%

**UCONN 97 • 2-0**

#	Player	Total		3-Ptr		Rebounds		PF	TP	A	TO	Blk	Stl	Min
		FG-FGA	FT-FTA	FG-FGA	FT-FTA	Off	Def							
11	Drummer, Lajahna	f	0-2	0-0	0-0	2	6	8	3	0	2	0	0	25
25	Billings, Monique	f	6-13	0-0	3-4	5	4	9	3	15	1	1	0	37
03	Canada, Jordyn	g	5-16	3-8	2-2	3	3	6	3	15	4	4	0	50
22	Burke, Kennedy	g	5-19	1-10	3-3	2	0	2	2	14	2	1	2	32
23	Hayes, Kelli	g	1-4	1-4	0-0	1	0	1	1	3	2	4	0	21
00	Horvat, Chantel	g	4-9	0-2	0-0	1	0	1	2	8	0	1	1	27
01	Owens, Kayla	g	0-0	0-0	0-0	0	1	1	0	0	0	0	0	2
21	Oyewunmi, Michaela	g	2-4	1-2	0-0	0	0	0	2	5				



# 2017-18 UCONN WOMEN'S BASKETBALL

**11-TIME NATIONAL CHAMPIONS**

**10-STRAIGHT FINAL FOUR TRIPS • 18 FINAL FOURS • 45 CONFERENCE CHAMPIONSHIPS**

**1995, 2000, 2002, 2003, 2004, 2009, 2010, 2013, 2014, 2015, 2016 NATIONAL CHAMPIONS**

Official Basketball Box Score -- Game Totals -- Final Statistics

## Michigan State vs UCONN

11/25/17 12:06 PM at Eugene, Ore. (Matthew Knight Arena)

Official Basketball Box Score -- Game Totals -- Final Statistics

## UCONN vs Nevada

11/28/17 6:05 p.m. at Reno, Nev. | Lawlor Events Center

### Michigan State 62 • 4-1

#	Player	Total		3-Ptr		Rebounds			PF	TP	A	TO	Blk	Stl	Min
		FG-FGA	FT-FTA	FG-FGA	FT-FTA	Off	Def	Tot							
32	Taya Reimer	f	2-7	0-1	0-0	1	0	1	4	4	0	0	0	0	16
33	Jenna Allen	c	1-7	0-1	0-0	5	1	6	2	2	1	1	0	0	20
00	Shay Colley	g	2-11	0-2	0-2	0	2	2	3	4	3	5	0	0	28
04	Taryn McCutcheon	g	1-4	1-4	2-2	0	1	1	1	5	5	3	0	1	23
10	Brannndais Agee	g	4-13	2-5	0-0	1	1	2	1	10	0	2	0	0	26
01	Sidney Cooks	g	4-5	2-3	1-2	1	7	8	2	11	1	4	0	1	24
02	Mardrekia Cook	g	3-5	1-2	1-3	0	0	0	1	8	0	0	0	2	14
12	Nia Hollie	g	2-4	0-1	1-1	1	1	2	0	5	1	0	0	1	15
15	Victoria Gaines	g	2-6	1-2	0-0	0	1	1	1	5	2	0	0	2	15
24	Lexi Gussert	g	1-4	0-2	2-2	1	4	0	0	0	0	0	0	1	11
55	Kennedy Johnson	g	1-1	0-0	2-2	0	0	0	0	4	0	0	0	0	8
Team						1	2	3							
Totals			23-67	7-23	9-14	10	18	28	16	62	13	15	0	7	200

1st - FG %:	4-18	22.2%	2nd:	4-16	25.0%	3rd:	5-15	33.3%	4th:	10-18	55.6%	Game:	23-67	34.3%	Deadball
3FG %:	1-6	16.7%	3-9	33.3%	1-4	25.0%	2-4	50.0%	7-23	30.4%					Rebounds
FT %:	0-2	0.0%	1-2	50.0%	3-4	75.0%	5-6	83.3%	9-14	64.3%					2,4

### UCONN 96 • 5-0

#	Player	Total		3-Ptr		Rebounds			PF	TP	A	TO	Blk	Stl	Min
		FG-FGA	FT-FTA	FG-FGA	FT-FTA	Off	Def	Tot							
15	Williams,Gabby	f	4-6	0-0	0-0	1	7	8	4	8	3	4	0	1	28
23	Stevens,Azura	f	10-15	1-3	4-5	6	10	16	1	25	5	1	1	1	31
24	Collier,Napheesa	f	6-13	1-3	1-2	2	10	12	2	14	4	0	3	5	28
05	Dangerfield,Crystal	g	4-11	1-6	1-2	1	2	3	2	10	10	1	0	3	34
11	Nurse,Kia	g	9-13	2-6	0-0	0	3	3	3	20	5	1	0	2	31
02	Espinosa-Hunter,Andr	g	3-5	2-3	0-0	0	0	0	2	8	0	0	0	0	7
03	Walker,Megan	g	2-5	0-2	1-4	0	3	3	0	5	1	0	0	0	18
04	Coombs,Mikayla	g	1-2	0-1	0-0	0	0	0	1	2	1	0	0	1	4
10	Bent,Molly	g	1-1	0-0	0-0	0	0	0	1	2	0	1	0	0	7
25	Irwin,Kyla	g	1-1	0-0	0-0	1	0	1	2	2	1	2	0	0	11
34	Gordon, Lexi	g	0-0	0-0	0-0	0	0	0	0	0	0	1	0	0	1
Team						0	0	0							
Totals			41-72	7-24	7-13	11	35	46	18	96	30	11	4	13	200

1st - FG %:	8-20	40.0%	2nd:	13-22	59.1%	3rd:	13-19	68.4%	4th:	7-11	63.6%	Game:	41-72	56.9%	Deadball
3FG %:	0-8	0.0%	1-5	20.0%	1-4	25.0%	5-8	62.5%	1-3	33.3%					Rebounds
FT %:	3-4	75.0%	0-1	0.0%	0-0	0.0%	4-8	50.0%	7-13	53.8%					4,2

Officials: Melissa Barlow, Bob Scofield, In'Fini Robinson

Technical fouls: Michigan State-None. UCONN-None.

Attendance: PK80 - Game 1

Score by periods	1st	2nd	3rd	4th	Total
Michigan State	9	12	14	27	62
UCONN	19	27	31	19	96

Last FG - MSU 4th-00:16, UCONN 4th-01:40.  
Largest lead - MSU None, UCONN by 45 4th-08:30.  
MSU led for 00:00, UCONN led for 39:38. Game was tied for 00:22.

Score tied - 0 times.  
Lead changed - 0 times.

### UCONN 88 • 6-0

#	Player	Total		3-Ptr		Rebounds			PF	TP	A	TO	Blk	Stl	Min
		FG-FGA	FT-FTA	FG-FGA	FT-FTA	Off	Def	Tot							
15	Williams,Gabby	f	8-13	0-0	2-3	1	5	6	4	18	3	3	0	5	34
23	Stevens,Azura	f	8-11	0-2	1-4	3	11	14	4	17	5	1	2	2	31
24	Collier,Napheesa	f	5-11	0-3	2-2	2	4	6	0	12	5	3	3	2	35
05	Dangerfield,Crystal	g	4-9	1-4	0-0	0	0	0	3	9	4	3	0	4	36
11	Nurse,Kia	g	9-10	8-8	1-1	0	1	1	3	27	3	2	0	0	36
03	Walker,Megan	g	0-1	0-0	0-0	1	2	3	0	0	3	2	0	0	8
04	Coombs,Mikayla	g	0-0	0-0	0-0	0	0	0	0	0	1	0	0	0	4
10	Bent,Molly	g	0-0	0-0	0-0	0	0	0	0	0	0	1	0	1	5
25	Irwin,Kyla	g	2-2	1-1	0-0	0	2	2	0	5	1	0	0	0	11
Team						0	2	2							
Totals			36-57	10-18	6-10	7	27	34	15	88	25	18	5	14	200

1st - FG %:	12-16	75.0%	2nd:	10-15	66.7%	3rd:	8-11	72.7%	4th:	6-15	40.0%	Game:	36-57	63.2%	Deadball
3FG %:	4-6	66.7%	2-2	100.0%	1-3	33.3%	3-4	75.0%	19-18	55.6%					Rebounds
FT %:	3-3	100.0%	0-1	0.0%	1-3	33.3%	2-3	66.7%	6-10	60.0%					1

### Nevada 57 • 3-3

#	Player	Total		3-Ptr		Rebounds			PF	TP	A	TO	Blk	Stl	Min
		FG-FGA	FT-FTA	FG-FGA	FT-FTA	Off	Def	Tot							
03	ZELLER, Teige	f	7-12	0-0	3-3	1	5	6	3	17	1	3	0	1	33
32	CEPHAS, AJ	f	1-5	0-0	0-0	4	2	6	0	2	0	5	1	1	17
04	BERGMAN, Halie	g	3-6	2-5	2-2	0	0	0	1	10	2	2	0	0	17
12	TOBEY, MorningRose	g	0-1	0-0	0-0	0	0	0	0	0	2	2	0	0	11
13	MOE, T	g	2-10	1-4	0-0	0	5	5	1	5	4	0	2	34	
11	BRIGGS, Terah	g	3-11	0-0	0-0	4	1	5	4	6	2	1	0	1	25
24	KING, Camariah	g	5-11	5-6	0-2	1	2	3	1	15	4	2	0	0	35
34	REDMON, Jade	g	1-4	0-0	0-0	0	1	1	4	2	3	3	0	0	23
35	DEARTH, Kristin	g	0-0	0-0	0-0	0	1	1	0	0	0	0	0	0	5
Team						2	0	2							
Totals			22-60	8-15	5-7	12	17	29	14	57	18	19	1	5	200

1st - FG %:	5-14	35.7%	2nd:	5-19	26.3%	3rd:	6-15	40.0%	4th:	6-12	50.0%	Game:	22-60	36.7%	Deadball
3FG %:	2-4	50.0%	1-4	25.0%	1-4	25.0%	4-5	80.0%	1-2	50.0%	8-15	53.3%			Rebounds
FT %:	0-0	0.0%	3-5	60.0%	2-2	100.0%	0-0	0.0%	5-7	71.4%					1

Officials: Brenda Pantoja, Michol Murray, Melissa Barlow

Technical fouls: UCONN-None. Nevada-None.

Attendance: 7815

Score by periods	1st	2nd	3rd	4th	Total
UCONN	31	22	18	17	88
Nevada	12	14	18	13	57

Points	In	Off	2nd	Fast	Bench
UCONN	44	27	10	10	5
NV	24	16	6	0	23

Last FG - UCONN 4th-00:32, NV 4th-01:14.  
Largest lead - UCONN by 32 2nd-01:58, NV None.  
UCONN led for 39:33, NV led for 00:00. Game was tied for 00:27.

Score tied - 0 times.  
Lead changed - 0 times.



# 2017-18 UCONN WOMEN'S BASKETBALL

## 11-TIME NATIONAL CHAMPIONS

### 10-STRAIGHT FINAL FOUR TRIPS • 18 FINAL FOURS • 45 CONFERENCE CHAMPIONSHIPS

### 1995, 2000, 2002, 2003, 2004, 2009, 2010, 2013, 2014, 2015, 2016 NATIONAL CHAMPIONS

#### 2017-18 UConn Basketball UCONN Team High/Low Analysis (as of Nov 29, 2017) All games

##### UCONN - TEAM GAME HIGHS

POINTS	97	#15/13 MARYLAND (11/19/17)
	96	vs Michigan State (11/25/17)
	88	at Nevada (11/28/17)
	82	#20/25 CAL (11/17/17)
	78	at #5/5 UCLA (11/21/17)
	78	vs #10/9 Stanford (11/12/17)
FIELD GOALS MADE	41	vs Michigan State (11/25/17)
	38	#15/13 MARYLAND (11/19/17)
FIELD GOAL ATTEMPTS	78	#15/13 MARYLAND (11/19/17)
	72	vs Michigan State (11/25/17)
FIELD GOAL PERCENTAGE	.632 (36-57)	at Nevada (11/28/17)
	.569 (41-72)	vs Michigan State (11/25/17)
3 PT FIELD GOALS MADE	10	at Nevada (11/28/17)
	9	#15/13 MARYLAND (11/19/17)
	9	vs #10/9 Stanford (11/12/17)
3 PT FG ATTEMPTS	26	#15/13 MARYLAND (11/19/17)
	26	#20/25 CAL (11/17/17)
3 PT FG PERCENTAGE	.556 (10-18)	at Nevada (11/28/17)
	.538 (7-13)	at #5/5 UCLA (11/21/17)
FREE THROWS MADE	17	at #5/5 UCLA (11/21/17)
	14	#20/25 CAL (11/17/17)
FREE THROW ATTEMPTS	21	at #5/5 UCLA (11/21/17)
	18	#20/25 CAL (11/17/17)
	18	vs #10/9 Stanford (11/12/17)
FREE THROW PERCENTAGE	.810 (17-21)	at #5/5 UCLA (11/21/17)
	.778 (14-18)	#20/25 CAL (11/17/17)
REBOUNDS	57	#15/13 MARYLAND (11/19/17)
	46	vs Michigan State (11/25/17)
ASSISTS	30	vs Michigan State (11/25/17)
	25	at Nevada (11/28/17)
STEALS	14	at Nevada (11/28/17)
	13	vs Michigan State (11/25/17)
	13	vs #10/9 Stanford (11/12/17)
BLOCKED SHOTS	6	vs #10/9 Stanford (11/12/17)
	5	at Nevada (11/28/17)
TURNOVERS	25	#15/13 MARYLAND (11/19/17)
	18	at Nevada (11/28/17)
FOULS	18	vs Michigan State (11/25/17)
	15	at Nevada (11/28/17)
	15	at #5/5 UCLA (11/21/17)
	15	#15/13 MARYLAND (11/19/17)

#### 2017-18 UConn Basketball UCONN High/Low Analysis (as of Nov 29, 2017) All games

##### UCONN - GAME LOWS

POINTS	78	vs #10/9 Stanford (11/12/17)
	78	at #5/5 UCLA (11/21/17)
	82	#20/25 CAL (11/17/17)
	88	at Nevada (11/28/17)
	96	vs Michigan State (11/25/17)
FIELD GOALS MADE	27	at #5/5 UCLA (11/21/17)
	29	vs #10/9 Stanford (11/12/17)
FIELD GOAL ATTEMPTS	50	at #5/5 UCLA (11/21/17)
	57	at Nevada (11/28/17)
FIELD GOAL PERCENTAGE	.408 (29-71)	vs #10/9 Stanford (11/12/17)
	.455 (30-66)	#20/25 CAL (11/17/17)
3 PT FIELD GOALS MADE	7	at #5/5 UCLA (11/21/17)
	7	vs Michigan State (11/25/17)
3 PT FG ATTEMPTS	13	at #5/5 UCLA (11/21/17)
	18	at Nevada (11/28/17)
3 PT FG PERCENTAGE	.292 (7-24)	vs Michigan State (11/25/17)
	.308 (8-26)	#20/25 CAL (11/17/17)
FREE THROWS MADE	6	at Nevada (11/28/17)
	7	vs Michigan State (11/25/17)
FREE THROW ATTEMPTS	10	at Nevada (11/28/17)
	13	vs Michigan State (11/25/17)
FREE THROW PERCENTAGE	.538 (7-13)	vs Michigan State (11/25/17)
	.600 (6-10)	at Nevada (11/28/17)
REBOUNDS	34	#20/25 CAL (11/17/17)
	34	at Nevada (11/28/17)
ASSISTS	15	vs #10/9 Stanford (11/12/17)
	18	at #5/5 UCLA (11/21/17)
STEALS	10	#15/13 MARYLAND (11/19/17)
	11	at #5/5 UCLA (11/21/17)
BLOCKED SHOTS	2	#20/25 CAL (11/17/17)
	3	at #5/5 UCLA (11/21/17)
TURNOVERS	7	vs #10/9 Stanford (11/12/17)
	11	vs Michigan State (11/25/17)
FOULS	11	#20/25 CAL (11/17/17)
	14	vs #10/9 Stanford (11/12/17)

#### 2016-17 UConn Basketball UCONN High/Low Analysis (as of Nov 20, 2016) All games

##### Opponent - GAME HIGHS

POINTS	76	at #12/12 Florida State (11-14-16)
	61	#2/4 BAYLOR (11-17-16)
	53	at LSU (11/20/16)
FIELD GOALS MADE	26	at #12/12 Florida State (11-14-16)
	23	#2/4 BAYLOR (11-17-16)
FIELD GOAL ATTEMPTS	72	at #12/12 Florida State (11-14-16)
	63	at LSU (11/20/16)
FIELD GOAL PERCENTAGE	.390 (23-59)	#2/4 BAYLOR (11-17-16)
	.351 (26-72)	at #12/12 Florida State (11-14-16)
3 PT FIELD GOALS MADE	8	#2/4 BAYLOR (11-17-16)
	5	at #12/12 Florida State (11-14-16)
3 PT FG ATTEMPTS	20	#2/4 BAYLOR (11-17-16)
	19	at #12/12 Florida State (11-14-16)
3 PT FG PERCENTAGE	.400 (8-20)	#2/4 BAYLOR (11-17-16)
	.263 (5-19)	at #12/12 Florida State (11-14-16)
FREE THROWS MADE	19	at #12/12 Florida State (11-14-16)
	9	at LSU (11/20/16)
FREE THROW ATTEMPTS	24	at #12/12 Florida State (11-14-16)
	17	at LSU (11/20/16)
FREE THROW PERCENTAGE	.792 (19-24)	at #12/12 Florida State (11-14-16)
	.636 (7-11)	#2/4 BAYLOR (11-17-16)
REBOUNDS	39	#2/4 BAYLOR (11-17-16)
	38	at #12/12 Florida State (11-14-16)
ASSISTS	12	#2/4 BAYLOR (11-17-16)
	11	at #12/12 Florida State (11-14-16)
STEALS	16	at LSU (11/20/16)
	10	at #12/12 Florida State (11-14-16)
BLOCKED SHOTS	5	at LSU (11/20/16)
	3	#2/4 BAYLOR (11-17-16)
	3	at #12/12 Florida State (11-14-16)
TURNOVERS	17	#2/4 BAYLOR (11-17-16)
	13	at LSU (11/20/16)
FOULS	21	at LSU (11/20/16)
	19	at #12/12 Florida State (11-14-16)

#### 2016-17 UConn Basketball UCONN High/Low Analysis (as of Nov 20, 2016) All games

##### Opponent - GAME LOWS

POINTS	53	at LSU (11/20/16)
	61	#2/4 BAYLOR (11-17-16)
	76	at #12/12 Florida State (11-14-16)
FIELD GOALS MADE	22	at LSU (11/20/16)
	23	#2/4 BAYLOR (11-17-16)
FIELD GOAL ATTEMPTS	59	#2/4 BAYLOR (11-17-16)
	63	at LSU (11/20/16)
FIELD GOAL PERCENTAGE	.349 (22-63)	at LSU (11/20/16)
	.361 (26-72)	at #12/12 Florida State (11-14-16)
3 PT FIELD GOALS MADE	0	at LSU (11/20/16)
	5	at #12/12 Florida State (11-14-16)
3 PT FG ATTEMPTS	4	at LSU (11/20/16)
	19	at #12/12 Florida State (11-14-16)
3 PT FG PERCENTAGE	.000 (0-4)	at LSU (11/20/16)
	.263 (5-19)	at #12/12 Florida State (11-14-16)
FREE THROWS MADE	7	#2/4 BAYLOR (11-17-16)
	9	at LSU (11/20/16)
FREE THROW ATTEMPTS	11	#2/4 BAYLOR (11-17-16)
	17	at LSU (11/20/16)
FREE THROW PERCENTAGE	.529 (9-17)	at LSU (11/20/16)
	.636 (7-11)	#2/4 BAYLOR (11-17-16)
REBOUNDS	31	at LSU (11/20/16)
	38	at #12/12 Florida State (11-14-16)
ASSISTS	7	at #12/12 Florida State (11-14-16)
	11	at #12/12 Florida State (11-14-16)
STEALS	3	#2/4 BAYLOR (11-17-16)
	10	at #12/12 Florida State (11-14-16)
BLOCKED SHOTS	3	at #12/12 Florida State (11-14-16)
	3	#2/4 BAYLOR (11-17-16)
TURNOVERS	9	at #12/12 Florida State (11-14-16)
	13	at LSU (11/20/16)
FOULS	16	#2/4 BAYLOR (11-17-16)
	19	at #12/12 Florida State (11-14-16)



# 2017-18 UCONN WOMEN'S BASKETBALL

**11-TIME NATIONAL CHAMPIONS**

**10-STRAIGHT FINAL FOUR TRIPS • 18 FINAL FOURS • 45 CONFERENCE CHAMPIONSHIPS**  
**1995, 2000, 2002, 2003, 2004, 2009, 2010, 2013, 2014, 2015, 2016 NATIONAL CHAMPIONS**

**2017-18 UConn Basketball**  
**UCONN Player High/Low Analysis (as of Nov 29, 2017)**  
**All games**

**UCONN - INDIVIDUAL GAME HIGHS**

Points	27	Nurse, Kia at Nevada (11/28/17)
	25	Stevens, Azura vs Michigan State (11/25/17)
	24	Dangerfield, Crystal vs #10/9 Stanford (11/12/17)
	23	Collier, Napheesa at #5/5 UCLA (11/21/17)
	21	Nurse, Kia vs #15/13 Maryland (11/19/17)
	21	Samuelson, Katie Lou vs #10/9 Stanford (11/12/17)
Field Goals Made	10	Stevens, Azura vs Michigan State (11/25/17)
Field Goal Att.	16	Dangerfield, Crystal vs #10/9 Stanford (11/12/17)
	15	Stevens, Azura vs Michigan State (11/25/17)
	15	Collier, Napheesa at #5/5 UCLA (11/21/17)
	15	Nurse, Kia vs #15/13 Maryland (11/19/17)
FG Pct (min 5 made)	.900 (9-10)	Nurse, Kia at Nevada (11/28/17)
	.727 (8-11)	Stevens, Azura at Nevada (11/28/17)
3-Point FG Made	8	Nurse, Kia at Nevada (11/28/17)
3-Point FG Att.	8	Nurse, Kia at Nevada (11/28/17)
	8	Nurse, Kia vs #15/13 Maryland (11/19/17)
3-Pt FG Pct (min 2 made)	1.000 (8-8)	Nurse, Kia at Nevada (11/28/17)
	1.000 (3-3)	Walker, Megan at #5/5 UCLA (11/21/17)
	1.000 (2-2)	Nurse, Kia vs #20/25 Cal (11/17/17)
Free Throws Made	7	Samuelson, Katie Lou vs #10/9 Stanford (11/12/17)
	5	Nurse, Kia at #5/5 UCLA (11/21/17)
Free Throw Att.	9	Nurse, Kia at #5/5 UCLA (11/21/17)
	8	Samuelson, Katie Lou vs #10/9 Stanford (11/12/17)
FT Pct (min 3 made)	1.000 (4-4)	Dangerfield, Crystal at #5/5 UCLA (11/21/17)
	1.000 (4-4)	Collier, Napheesa at #5/5 UCLA (11/21/17)
	1.000 (4-4)	Samuelson, Katie Lou vs #20/25 Cal (11/17/17)
	1.000 (4-4)	Nurse, Kia vs #20/25 Cal (11/17/17)
	1.000 (3-3)	Williams, Gabby vs #15/13 Maryland (11/19/17)
Rebounds	16	Stevens, Azura vs Michigan State (11/25/17)
	14	Stevens, Azura at Nevada (11/28/17)
Assists	10	Dangerfield, Crystal vs Michigan State (11/25/17)
	6	Dangerfield, Crystal vs #15/13 Maryland (11/19/17)
Steals	5	Williams, Gabby at Nevada (11/28/17)
	5	Collier, Napheesa vs Michigan State (11/25/17)
	5	Collier, Napheesa at #5/5 UCLA (11/21/17)
	5	Williams, Gabby vs #15/13 Maryland (11/19/17)
Blocked Shots	3	Collier, Napheesa at Nevada (11/28/17)
	3	Collier, Napheesa vs Michigan State (11/25/17)
	3	Stevens, Azura vs #10/9 Stanford (11/12/17)
Turnovers	10	Williams, Gabby vs #15/13 Maryland (11/19/17)
Fouls	4	Stevens, Azura at Nevada (11/28/17)
	4	Williams, Gabby at Nevada (11/28/17)
	4	Williams, Gabby vs Michigan State (11/25/17)
	4	Williams, Gabby at #5/5 UCLA (11/21/17)
	4	Stevens, Azura vs #20/25 Cal (11/17/17)
	4	Collier, Napheesa vs #10/9 Stanford (11/12/17)
Minutes	40	Nurse, Kia at #5/5 UCLA (11/21/17)
	40	Dangerfield, Crystal at #5/5 UCLA (11/21/17)
	40	Collier, Napheesa at #5/5 UCLA (11/21/17)
	36	Nurse, Kia at Nevada (11/28/17)
	36	Dangerfield, Crystal at Nevada (11/28/17)

**2017-18 UConn Basketball**  
**UCONN Opponent High/Low Analysis (as of Nov 29, 2017)**  
**All games**

**OPPONENT INDIVIDUAL GAME HIGHS**

Points	29	CHARLES, Kaila vs #15/13 Maryland (11/19/17)
	21	DiJonai Carrington vs #10/9 Stanford (11/12/17)
	17	ZELLER, Teige at Nevada (11/28/17)
	15	KING, Camariah at Nevada (11/28/17)
	15	Canada, Jordyn at #5/5 UCLA (11/21/17)
	15	Billings, Monique at #5/5 UCLA (11/21/17)
Field Goals Made	13	CHARLES, Kaila vs #15/13 Maryland (11/19/17)
Field Goal Att.	22	CHARLES, Kaila vs #15/13 Maryland (11/19/17)
	19	Burke, Kennedy at #5/5 UCLA (11/21/17)
FG Pct (min 5 made)	.591 (13-22)	CHARLES, Kaila vs #15/13 Maryland (11/19/17)
	.583 (7-12)	ZELLER, Teige at Nevada (11/28/17)
3-Point FG Made	5	KING, Camariah at Nevada (11/28/17)
3-Point FG Att.	10	Burke, Kennedy at #5/5 UCLA (11/21/17)
	8	Canada, Jordyn at #5/5 UCLA (11/21/17)
	8	DiJonai Carrington vs #10/9 Stanford (11/12/17)
3-Pt FG Pct (min 2 made)	.833 (5-6)	KING, Camariah at Nevada (11/28/17)
	.667 (2-3)	Sidney Cooks vs Michigan State (11/25/17)
	.667 (2-3)	CHARLES, Kaila vs #15/13 Maryland (11/19/17)
	.667 (2-3)	ANASTASIESKA, Sara vs #20/25 Cal (11/17/17)
Free Throws Made	7	FRASER, Brianna vs #15/13 Maryland (11/19/17)
	3	ZELLER, Teige at Nevada (11/28/17)
	3	Billings, Monique at #5/5 UCLA (11/21/17)
	3	Burke, Kennedy at #5/5 UCLA (11/21/17)
Free Throw Att.	9	FRASER, Brianna vs #15/13 Maryland (11/19/17)
	4	Billings, Monique at #5/5 UCLA (11/21/17)
	4	DiJonai Carrington vs #10/9 Stanford (11/12/17)
FT Pct (min 3 made)	1.000 (3-3)	ZELLER, Teige at Nevada (11/28/17)
	1.000 (3-3)	Burke, Kennedy at #5/5 UCLA (11/21/17)
Rebounds	12	CHARLES, Kaila vs #15/13 Maryland (11/19/17)
	10	Alanna Smith vs #10/9 Stanford (11/12/17)
Assists	6	COWLING, Mikayla vs #20/25 Cal (11/17/17)
	5	Taryn McCutcheon vs Michigan State (11/25/17)
Steals	7	WATSON, Blair vs #15/13 Maryland (11/19/17)
	5	Canada, Jordyn at #5/5 UCLA (11/21/17)
	5	CHARLES, Kaila vs #15/13 Maryland (11/19/17)
Blocked Shots	2	Burke, Kennedy at #5/5 UCLA (11/21/17)
	2	WATSON, Blair vs #15/13 Maryland (11/19/17)
	2	CHARLES, Kaila vs #15/13 Maryland (11/19/17)
	2	Brittany McPhee vs #10/9 Stanford (11/12/17)
Turnovers	9	COWLING, Mikayla vs #20/25 Cal (11/17/17)
Fouls	4	REDMON, Jade at Nevada (11/28/17)
	4	BRIGGS, Terae at Nevada (11/28/17)
	4	Taya Reimer vs Michigan State (11/25/17)
	4	FRASER, Brianna vs #15/13 Maryland (11/19/17)
	4	JONES, Stephanie vs #15/13 Maryland (11/19/17)
	4	ANIGWE, Kristine vs #20/25 Cal (11/17/17)
	4	Alanna Smith vs #10/9 Stanford (11/12/17)



# 2017-18 UCONN WOMEN'S BASKETBALL

## 11-TIME NATIONAL CHAMPIONS

10-STRAIGHT FINAL FOUR TRIPS • 18 FINAL FOURS • 45 CONFERENCE CHAMPIONSHIPS  
1995, 2000, 2002, 2003, 2004, 2009, 2010, 2013, 2014, 2015, 2016 NATIONAL CHAMPIONS



### Kia NURSE

6-0 • SENIOR  
GUARD • #11  
HAMILTON, ONTARIO  
ST. THOMAS MORE

### CAREER HIGHLIGHTS

- 2017 Nancy Lieberman Award Watch List
- 2017 Wooden Award Preseason Top-30
- 2016-17 All-Conference Second Team
- 2016-17 CoSIDA Academic All-America Third Team
- 2016-17 Preseason Player of the Year
- 2016-17 Preseason All-Conference First Team
- 2015-16 All-Conference Third Team
- 2014-15 Conference Rookie of the Year
- Member Canadian Senior National Team since 2013

### AT FIRST GLANCE

Played in 33 games during junior campaign and was in the starting lineup for all those contests ... Was forced to miss four games due to a stress reaction in her right ankle, which she suffered in the win over No. 6/6 South Carolina on February 13 ... Averaged 12.7 points per contest and led the American Athletic Conference by connecting on three-point field goals at a 46.2 percent clip ... Also led the league in free throw percentage at 85.5 percent and was fourth in the conference with an assist-to-turnover ratio of 2.6-to-1 ... Third on the team with 128 assists ... Scored in double-figures 20 times and posted a career-high 33 points in only 27-minutes of action in the win over No. 15/14 DePaul on December 1. The 2016-17 Conference Preseason Player of the Year was 12-16 from the floor and dished-out three assists against the Blue Demons ... Put together another outstanding effort in the NCAA Tournament second round win over Syracuse on March 20 when she scored 29 points on 10-13 shooting, including 9-12 from long-range, to go along with six assists. The nine three-point field goals tied an NCAA Tournament single-game record and came on the heels of her 24-point performance in the NCAA Tournament first round win over Albany two days earlier ... Continued her strong play in the NCAA Tournament with an 11-point, seven-assist effort in the regional final win over Oregon on March 27. Nurse concluded the NCAA Tournament with 22 made three-point field goals, which established a new record for a single NCAA Tournament.

### 2017-18 Season

- Scored 14 points on 4-5 shooting and knocked down a pair of three point field goals vs. No. 20 California.
- Notched a game-high 21 points, shooting 7-15 from the field, against No. 15 Maryland.
- Posted her second 20-point performance of the season against Michigan State.
- Sank a season- and game-high 27 points while shooting a perfect 8-8 from downtown, the second highest perfect mark in program history, at Nevada.

### 2017-18 Game-By-Game

Opponent	Date	qs	min	fg-fga	pct	3fg-fga	pct	ft-fta	pct	off	def	tot	avg	pf	a	t/o	blk	stl	pts	avg	
vs Stanford	11/12/17	*	30	1-8	.125	0-1	.000	2-2	1.000	0	3	3	3.0	3	2	1	0	1	4	4.0	
CAL	11/17/17	*	30	4-5	.800	2-2	1.000	4-4	1.000	1	3	4	3.5	0	3	2	0	0	14	9.0	
MARYLAND	11/19/17	*	30	7-15	.467	5-8	.625	2-2	1.000	1	3	4	3.7	1	2	2	0	1	21	13.0	
at #5 UCLA	11/21/17	*	40	3-7	.429	0-4	.000	5-9	.556	1	3	4	3.8	3	4	4	1	1	11	12.5	
vs Michigan State	11/25/17	*	31	9-13	.692	2-6	.333	0-0	.000	0	3	3	3.6	3	5	1	0	2	20	14.0	
at Nevada	11/28/17	*	36	9-10	.900	8-8	1.000	1-1	1.000	0	1	1	3.2	3	3	2	0	0	27	16.2	
Totals			6	197	33-58	.569	17-29	.586	14-18	.778	3	16	19	3.2	13	19	12	1	5	97	16.2



# 2017-18 UCONN WOMEN'S BASKETBALL

## 11-TIME NATIONAL CHAMPIONS

10-STRAIGHT FINAL FOUR TRIPS • 18 FINAL FOURS • 45 CONFERENCE CHAMPIONSHIPS  
1995, 2000, 2002, 2003, 2004, 2009, 2010, 2013, 2014, 2015, 2016 NATIONAL CHAMPIONS



*Gabby*  
**WILLIAMS**

5-11 • SENIOR  
GUARD • #15  
SPARKS, NEV.  
REED

### CAREER HIGHLIGHTS

- 2017 Cheryl Miller Award Watch List
- 2017 Wooden Award Preseason Top-30
- 2017 AP Preseason All-American
- 2017 WBCA National Defensive Player of the Year
- 2017 First Team All-American (WBCA & USBWA)
- 2017 Associated Press Second Team All-American
- 2017 American Conference First Team
- 2017 American Conference Defensive POY
- 2017 All-NCAA Tournament Team

### AT FIRST GLANCE

As a junior, earned a spot in the starting lineup in all 37 games for the Huskies ... Third on the team at 14.3 points per game and finished second on the team and sixth in the American Athletic Conference at 8.4 rebounds per contest ... Second only to teammate Napheesa Collier on the squad and third in the league with a field goal percentage of 58.1 percent ... Led five Huskies with at least 100 assists by dishing-out 190 helpers to become the first post player to lead the team in assists ... Finished third in the conference and led the team with 100 steals while finishing fifth in the league with an assist-to-turnover ratio of 2.2-to-1 ... Scored in double-figures 30 times and posted at least 20 points on five occasions, including in four of UConn's five NCAA Tournament contests ... Recorded double-digit rebounds 15 times and ... Scored a career-high 26 points and snared 14 rebounds in the win over No. 6/6 South Carolina on February 13 ... Scored 19 points, snatched 12 rebounds, dished-out seven assists and recorded six thefts in the victory at No. 2/1 Notre Dame on December 7 ... Scored 25 points on 9-13 shooting and a 7-7 performance from the free throw line in the NCAA regional final win over Oregon on March 27 ... Recorded the fifth triple-double in UConn history when she scored 16 points, grabbed 16 rebounds and dropped 10 dimes in the win at East Carolina on January 24.

### 2017-18 Season

- Recorded 13 points, eight rebounds, five assists and two steals against No. 20 California.
- Posted her first double-double of the season with 15 points and 11 rebounds against No. 15 Maryland.
- Paced the squad with 11 boards against No. 5 UCLA.
- Tallied a season-high 18 points in her homecoming game at Nevada.

### 2017-18 Game-by-Game

Opponent	Date	qs	min	fg-fga	pct	3fg-fga	pct	ft-fa	pct	off	def	tot	avg	pf	a	t/o	blk	stl	pts	avg	
vs Stanford	11/12/17	*	25	5-10	.500	0-1	.000	1-4	.250	0	7	7	7.0	1	4	2	1	3	11	11.0	
CAL	11/17/17	*	27	6-9	.667	0-1	.000	1-2	.500	2	6	8	7.5	0	5	3	0	2	13	12.0	
MARYLAND	11/19/17	*	30	6-9	.667	0-1	.000	3-3	1.000	2	9	11	8.7	1	3	10	1	5	15	13.0	
at #5 UCLA	11/21/17	*	30	3-7	.429	0-0	.000	2-2	1.000	3	8	11	9.3	4	1	3	0	3	8	11.8	
vs Michigan State	11/25/17	*	28	4-6	.667	0-0	.000	0-0	.000	1	7	8	9.0	4	3	4	0	1	8	11.0	
at Nevada	11/28/17	*	34	8-13	.615	0-0	.000	2-3	.667	1	5	6	8.5	4	3	3	0	5	18	12.2	
Totals			6	174	32-54	.593	0-3	.000	9-14	.643	9	42	51	8.5	14	19	25	2	19	73	12.2





# 2017-18 UCONN WOMEN'S BASKETBALL

## 11-TIME NATIONAL CHAMPIONS

10-STRAIGHT FINAL FOUR TRIPS • 18 FINAL FOURS • 45 CONFERENCE CHAMPIONSHIPS  
1995, 2000, 2002, 2003, 2004, 2009, 2010, 2013, 2014, 2015, 2016 NATIONAL CHAMPIONS



*Aruna*  
**STEVENS**  
6-6 • REDSHIRT JUNIOR  
FORWARD • #23  
RALEIGH, N.C.  
DUKE

### CAREER HIGHLIGHTS

- 2017 Lisa Leslie Award Watch List
- 2017 Wooden Award Preseason Top-30
- 2015-16 All-ACC First Team
- 2014-15 All-ACC Second Team

### AT FIRST GLANCE

An All-ACC First Team selection as a sophomore and a Second Team pick as a freshman, Stevens averaged 16.2 points, 8.8 rebounds and shot 52.3 percent from the field in 58 games for the Blue Devils during her two years at Duke ... An Honorable Mention All-America selection as a sophomore, the Raleigh, N.C. native led the ACC with 14 double-doubles and 9.6 rebounds per game ... Was forced to sit out the 2016-17 season due to NCAA Transfer rules and will have two years of eligibility remaining beginning with the 2017-18 campaign.

Saw action in 25 games, earning a spot in the starting lineup in each contest in 2015-16... Averaged team highs with 18.9 points (second in the ACC) and 9.6 rebounds (led the ACC) per game in 31.2 minutes per contest ... Improved her range from beyond the arc, shooting 35.8 percent from deep (19-53) after shooting 28.3 percent during her freshman year ... Also led the squad at 53.5 percent field goal shooting and 53 blocks ... Posted a league-best 14 double-doubles ... Suffered a foot injury, forcing her to miss seven games towards the end of the season. Returned to play in Duke's two ACC Tournament contests and averaged 16.5 points and 12.5 rebounds en route to earning a spot on the All-ACC tournament Second Team ... Scored a career-high 33 points and was 11-19 from the floor at Clemson ... Registered 32 points against Army early in the season ... Scored at least 20 points 10 times in 25 games.

Helped lead the USA Basketball Team in the 2015 FIBA U19 World Championship to a gold medal in Chekhov, Russia with an 8-0 record ... averaged 11.1 points and 5.1 rebounds for USA, while starting all eight games ... scored 18 points in the gold medal game against Russia ... Was joined on the team by Napheesa Collier and Crystal Dangerfield.

### 2017-18 Season

- Scored eight points, registered eight rebounds and blocked three shots in her Husky debut against No. 10 Stanford.
- Registered first career double figure scoring game in a UConn uniform with 11 points off the bench against No. 20 California.
- Led the team with 12 rebounds while tallying 18 points for her second straight double-double against No. 15 Maryland.
- Paced the squad with a season-high 25 points and 16 boards on her way to eclipsing the 1,000-point mark against Michigan State.
- Notched her third double-double of the season with 17 points and a game-best 14 rebounds at Nevada.

### 2017-18 Game-by-Game

Opponent	Date	qs	min	fg-fga	pct	3fg-fga	pct	ft-fa	pct	off	def	tot	avg	pf	a	t/o	blk	stl	pts	avg
vs Stanford	11/12/17		22	4-11	.364	0-3	.000	0-2	.000	3	5	8	8.0	0	1	1	3	1	8	8.0
CAL	11/17/17		17	5-8	.625	1-4	.250	0-0	.000	0	2	2	5.0	4	3	1	1	2	11	9.5
MARYLAND	11/19/17	*	29	7-13	.538	1-4	.250	3-4	.750	4	8	12	7.3	3	2	1	1	1	18	12.3
at #5 UCLA	11/21/17	*	25	2-5	.400	0-1	.000	2-2	1.000	1	4	5	6.8	3	4	5	2	1	6	10.8
vs Michigan State	11/25/17	*	31	10-15	.667	1-3	.333	4-5	.800	6	10	16	8.6	1	5	1	1	1	25	13.6
at Nevada	11/28/17	*	31	8-11	.727	0-2	.000	1-4	.250	3	11	14	9.5	4	5	1	2	2	17	14.2
Totals			4	155	36-63	.571	3-17	.176	10-17	.588	17	40	57	9.5	15	20	10	10	85	14.2



# 2017-18 UCONN WOMEN'S BASKETBALL

## 11-TIME NATIONAL CHAMPIONS

10-STRAIGHT FINAL FOUR TRIPS • 18 FINAL FOURS • 45 CONFERENCE CHAMPIONSHIPS  
1995, 2000, 2002, 2003, 2004, 2009, 2010, 2013, 2014, 2015, 2016 NATIONAL CHAMPIONS



*Napheesa*  
**COLLIER**  
6-1 • JUNIOR  
FORWARD • #24  
O'FALLON, MISSOURI  
INCARNATE WORD ACADEMY

### CAREER HIGHLIGHTS

- 2017 AP Preseason All-American
- 2017 Katrina McClain Watch List
- 2017 Preseason American Athletic Conf. POY
- 2017 Wooden Award Preseason Top-30
- 2017 WBCA All-American
- 2017 Naismith Trophy semifinalist
- 2016-17 American Athletic Conference Co-POY
- 2016-17 All-Conference First Team

### AT FIRST GLANCE

Started in all 37 games for the Huskies as a sophomore, leading the team at 20.4 points and 9.1 rebounds per game ... Ranked fourth nationally in field goal percentage at 67.8 percent ... Also led the Huskies with 77 blocked shots and was second on the squad with 64 steals ... Her scoring average was the sixth-highest in UConn single-season history and her 754 points tied Maya Moore for the second-most points by a UConn sophomore ... Scored in double-figures in all but one game she played in and posted 20 or more points 20 times ... Scored 30 or more points on two occasions, including a career-high 39 in the regular-season finale win over at USF on February 27. The 39, which was tied for the fourth-highest single-game total in school history, came on 15-19 shooting and went along with 12 rebounds and four blocked shots ... Her 20.4 points, 2.1 blocks per and 67.8 percent field goal effort led the American Athletic Conference while she was third in the league in rebounding at 9.1 boards per contest ... Opened the season with a then career-high 28 points on 10-14 shooting to go along with four blocked shots in the win at No. 12/12 Florida State on November 14. Included in those four rejections was a blocked shot with eight-seconds remaining and the Huskies leading by one point, which was a key into UConn holding onto the victory ... After making just 2-13 from beyond the three-point arc during her rookie season, Collier connected on 43.1 percent of her long-range attempts (22-51) during her All-America sophomore campaign.

### 2017-18 Season

- Notched first double-digit scoring game of the season with 14 points vs. No. 20 California.
- Recorded her first double-double of the season boasting 13 points and 11 boards against No. 15 Maryland.
- Led the team with a season-high 23 points, five assists and four assists against No. 5 UCLA.
- Pulled in a season-best 12 boards against Michigan State.
- Dished out a season-high five helps and three blocks against Nevada.

### 2017-18 Game-by-Game

Opponent	Date	qs	min	fg-fga	pct	3fg-fga	pct	ft-fta	pct	off	def	tot	avg	pf	a	t/o	blk	stl	pts	avg	
vs Stanford	11/12/17	*	21	3-6	.500	1-3	.333	1-2	.500	0	3	3	3.0	4	2	1	0	3	8	8.0	
CAL	11/17/17	*	28	6-13	.462	1-4	.250	1-2	.500	3	2	5	4.0	1	1	3	0	2	14	11.0	
MARYLAND	11/19/17	*	32	6-14	.429	1-2	.500	0-0	.000	5	6	11	6.3	2	4	1	2	1	13	11.7	
at #5 UCLA	11/21/17	*	40	9-15	.600	1-1	1.000	4-4	1.000	1	6	7	6.5	2	4	1	0	5	23	14.5	
vs Michigan State	11/25/17	*	28	6-13	.462	1-3	.333	1-2	.500	2	10	12	7.6	2	4	0	3	5	14	14.4	
at Nevada	11/28/17	*	35	5-11	.455	0-3	.000	2-2	1.000	2	4	6	7.3	0	5	3	3	2	12	14.0	
Totals			6	184	35-72	.486	5-16	.313	9-12	.750	13	31	44	7.3	11	20	9	8	18	84	14.0



# 2017-18 UCONN WOMEN'S BASKETBALL

## 11-TIME NATIONAL CHAMPIONS

10-STRAIGHT FINAL FOUR TRIPS • 18 FINAL FOURS • 45 CONFERENCE CHAMPIONSHIPS  
1995, 2000, 2002, 2003, 2004, 2009, 2010, 2013, 2014, 2015, 2016 NATIONAL CHAMPIONS



*Katie Lou*

### SAMUELSON

6-3 • JUNIOR  
FORWARD/GUARD • #33  
HUNTINGTON BEACH, CALIF.  
MATER DEI

#### CAREER HIGHLIGHTS

- 2017 AP Preseason All-American
- 2017 Ann Meyers Drysdale Award Watch List
- 2017 Wooden Award Preseason Top-30
- 2017 WBCA All-American
- 2017 Naismith Trophy semifinalist
- 2017 Dawn Staley Award finalist
- 2016-17 American Athletic Conference Co-Player of the Year
- 2016-17 All-Conference First Team
- 2016 ESPNw National Freshman of the Year

#### AT FIRST GLANCE

Started in all 37 games for the Huskies during sophomore campaign... Second only to teammate Napheesa Collier in the American Athletic Conference at 20.2 points per game and averaged 3.9 rebounds per contest ... Finished second only to teammate Kia Nurse in the league at 42.0 percent shooting from beyond the three-point arc and led the league at 3.2 made three-point field goals per game. Samuelson's 119 made three-point field goals marks the second-highest single-season total in UConn history, only two treys shy of tying Kaleena Mosqueda-Lewis' record total of 121 established during the 2014-15 campaign ... Dished-out 118 assists and was one of five Huskies to drop at least 100 dimes ... Scored in double-figures in all but two contests and posted at least 20 points 16 times, including a career-high 40 points in the conference tournament championship game victory against USF on March 6. The Huntington Beach, Calif. native was 12-14 from the floor, including a NCAA record 10-10 from long-range that night against the Bulls. The NCAA record she established is a single-game mark for most three-point field goals made without a miss ... Samuelson is only the third Husky to reach the 40-point plateau, joining all-time greats Maya Moore and Nykesha Sales ... Scored 94 points over the three-game stretch that included games against SMU (1/14), Tulsa (1/17) and Tulane (1/22) to tie Maya Moore's record three-game total ... Dished-out nine assists without committing a single turnover in UConn's NCAA first round win over Albany, which is tied for the third-highest NCAA Tournament single-game assists total in school history.

#### 2017-18 Season

- Scored 21 points on 6-12 shooting against No. 10 Stanford.
- Scored 12 points and nabbed three steals in 15 minutes prior to getting injured in the second quarter vs. No. 20 California.

#### 2017-18 Game-by-Game

Opponent	Date	gs	min	fg-fga	pct	3fg-fga	pct	ft-fta	pct	off	def	tot	avg	pf	a	t/o	blk	stl	pts	avg
vs Stanford	11/12/17	*	31	6-12	.500	2-4	.500	7-8	.875	1	2	3	3.0	1	1	1	1	1	21	21.0
CAL	11/17/17	*	15	4-10	.400	0-4	.000	4-4	1.000	2	0	2	2.5	1	2	1	0	3	12	16.5
MARYLAND	11/19/17	dnp		-	-	-	-	-	-	-	-	-	-	-	-	-	-	-	-	-
at #5 UCLA	11/21/17	dnp		-	-	-	-	-	-	-	-	-	-	-	-	-	-	-	-	-
vs Michigan State	11/25/17	dnp		-	-	-	-	-	-	-	-	-	-	-	-	-	-	-	-	-
at Nevada	11/28/17	dnp		-	-	-	-	-	-	-	-	-	-	-	-	-	-	-	-	-
Totals		2	46	10-22	.455	2-8	.250	11-12	.917	3	2	5	2.5	2	3	2	1	4	33	16.5



# 2017-18 UCONN WOMEN'S BASKETBALL

**11-TIME NATIONAL CHAMPIONS**

**10-STRAIGHT FINAL FOUR TRIPS • 18 FINAL FOURS • 45 CONFERENCE CHAMPIONSHIPS  
1995, 2000, 2002, 2003, 2004, 2009, 2010, 2013, 2014, 2015, 2016 NATIONAL CHAMPIONS**



*Batouly*

**CAMARA**

6-2 • REDSHIRT SOPHOMORE  
FORWARD • #32  
NEW YORK, N.Y.  
UNIVERSITY OF KENTUCKY

## AT FIRST GLANCE

Posted 14 points against South Carolina on Feb. 4 for a new career high and fell just short of a double-double after leading the team with nine rebounds ... Second on the team in blocks, with 30, and led team in blocks during SEC play with 15 ... Scored 10 points against No. 15/15 Arizona State on Nov. 15, 2015, including six-straight points in the second half to help kickstart the team's comeback ... Had a career game in rebounding against No. 2/2 South Carolina on Jan. 14, leading the team on the glass with 10 rebounds and was just shy of a double-double with seven points ... Racked up 12 points on 5-of-6 shooting against Florida in the quarter-finals of the SEC Tournament along with two blocks ... Field goal percentage of 49.3% is good for the seventh-best by a freshman in program history ... Is sixth on UK's freshman top-10 for blocks, with 30, and tied for the ninth-most freshman rebounds, with 142.

Rated as the No. 2 power forward by All-Star Girls Report coming out of high school and the ninth-best player in the country by ESPN.com ... Averaged 12.5 points and 12.0 rebounds per game in helping lead Blair Academy to a 19-3 finish ... Was named 2014 All-Mid-Atlantic Prep League First Team and was second-team NJ Prep A All-State selection ... Earned a spot on the 2014 USA Basketball Women's U18 National Team trials roster ... In her three-year prep career, she helped the Buccaneers to three Mid-Atlantic Prep League Championships and a combined 62-8 record ... Also active off the court as she was elected vice chair of Blair Academy's student government council as a junior and was a representative on the student council as a sophomore ... Also served as a head tour guide for the Blair Academy admissions office.

## 2017-18 Season

## 2017-18 Game-by-Game



# 2017-18 UCONN WOMEN'S BASKETBALL

## 11-TIME NATIONAL CHAMPIONS

10-STRAIGHT FINAL FOUR TRIPS • 18 FINAL FOURS • 45 CONFERENCE CHAMPIONSHIPS  
1995, 2000, 2002, 2003, 2004, 2009, 2010, 2013, 2014, 2015, 2016 NATIONAL CHAMPIONS



*Molly*

### BENT

5-9 • SOPHOMORE  
GUARD • #10  
CENTERVILLE, MASS.  
TABOR ACADEMY

#### AT FIRST GLANCE

Saw action in 31 games, averaging 1.0 points and 1.2 rebounds per game ... Dished-out out 35 assists, including a career-best five against zero turnovers, in the win over SMU on February 11 ... Scored a career-high five points on two occasions, the first coming in the win over No. 15/14 DePaul on December 1 and the second coming in the American Athletic Conference Tournament quarterfinal victory over Tulsa on March 4 ... Played in a career-high 21 minutes against the Golden Hurricane on January 17 in Tulsa. UConn's first signee from Massachusetts since Walpole native Nicole Wolff (2002-06) ... A high honors student in all of her semesters at Tabor Academy in Marion, Massachusetts. Was also a straight-A student in her two years at Barnstable High School ... Played three seasons, starting in eighth grade, at Barnstable High and was coached by her father, George. She had 1,001 points. As a sophomore in 2012-13 she averaged 28 points per game and was named to the Boston Globe, Boston Herald, and ESPN Boston all-scholastic teams ... Transferred to Tabor Academy in 2013 and repeated her sophomore year. Was named to the New England Prep School Class A All-Star team in all three seasons at Tabor and helped the team reach the New England Class A tournament final in 2014, 2015 and 2016 ... helped Tabor to a 21-2 record her senior year.

#### 2017-18 Season

- Picked up her first basket of the season against No. 15 Maryland.
- Forced her first steal of the season at Nevada.

#### 2017-18 Game-by-Game

Opponent	Date	gs	min	fg-fga	pct	3fg-fga	pct	ft-fa	pct	off	def	tot	avg	pf	a	t/o	blk	stl	pts	avg
vs Stanford	11/12/17	8		0-0	.000	0-0	.000	0-0	.000	0	1	1	1.0	0	0	0	0	0	0	0.0
CAL	11/17/17	10		0-1	.000	0-1	.000	0-0	.000	0	0	0	0.5	0	0	3	0	0	0	0.0
MARYLAND	11/19/17	6		1-2	.500	0-0	.000	0-0	.000	0	2	2	1.0	1	1	2	0	0	2	0.7
at #5 UCLA	11/21/17	dnp		-	-	-	-	-	-	-	-	-	-	-	-	-	-	-	-	-
vs Michigan State	11/25/17	7		1-1	1.000	0-0	.000	0-0	.000	0	0	0	0.8	1	0	1	0	0	2	1.0
at Nevada	11/28/17	5		0-0	.000	0-0	.000	0-0	.000	0	0	0	0.6	0	0	1	0	1	0	0.8
Totals		0	36	2-4	.500	0-1	.000	0-0	.000	0	3	3	0.6	2	1	7	0	1	4	0.8



# 2017-18 UCONN WOMEN'S BASKETBALL

## 11-TIME NATIONAL CHAMPIONS

10-STRAIGHT FINAL FOUR TRIPS • 18 FINAL FOURS • 45 CONFERENCE CHAMPIONSHIPS  
1995, 2000, 2002, 2003, 2004, 2009, 2010, 2013, 2014, 2015, 2016 NATIONAL CHAMPIONS



*Crystal*  
**DANGERFIELD**  
5-5 • SOPHOMORE  
GUARD • #5  
MURFREESBORO, TENN.  
BLACKMAN

### CAREER HIGHLIGHTS

- 2016-17 American Athletic Conference All-Freshman Team

### AT FIRST GLANCE

Saw time in 31 games and earned six starting assignments as a freshman ... Averaged 6.1 points, 2.2 rebounds and was third on the team at 3.7 assists per game in only 24.0 minutes per contest ... Scored in double-figures six times and dished-out at least four assists on 16 occasions ... Scored a career-high 19 points and recorded five assists against only one turnover in the Huskies' victory over No. 4/2 Baylor on November 17. Dangerfield, who was playing in only her second collegiate game, was 8-14 from the field and also chased-down four rebounds in 30-minutes of action ... Posted 16 points and six rebounds in her NCAA Tournament debut against Albany on March 18 ... Scored 12 points and registered a career-high tying nine assists against zero turnovers in UConn's regular-season finale victory over USF on February 27. Followed that effort up with seven assists and zero turnovers in the American Athletic Conference Tournament quarterfinal win over Tulsa on March 4, 2015.

### 2017-18 Season

- Recorded career-highs in points (24) and made 3-pt FG's (6) in season opener against No. 10 Stanford.
- Chipped in 14 points, four assists, drilled four three-point field goals and did not record a turnover vs. No. 20 California.
- Brought down a season-high seven boards against No. 15 Maryland.
- Collected 17 points, and four assists against while shooting a perfect 4-from-4 from the charity stripe against No. 5 UCLA.
- Notched 10 points and a career-best 10 assists on her way to recording her first career double-double against Michigan State.

### 2017-18 Game-by-Game

Opponent	Date	gs	min	fg-fga	pct	3fg-fga	pct	ft-fa	pct	off	def	tot	avg	pf	a	t/o	blk	stl	pts	avg	
vs Stanford	11/12/17	*	34	9-16	.563	6-7	.857	0-0	.000	1	5	6	6.0	0	3	0	0	4	24	24.0	
CAL	11/17/17	*	26	4-7	.571	4-5	.800	2-2	1.000	0	1	1	3.5	0	4	0	0	1	14	19.0	
MARYLAND	11/19/17	*	25	4-12	.333	0-5	.000	2-5	.400	1	3	4	3.7	2	6	3	0	0	10	16.0	
at #5 UCLA	11/21/17	*	40	5-9	.556	3-4	.750	4-4	1.000	0	1	1	3.0	0	4	3	0	0	17	16.3	
vs Michigan State	11/25/17	*	34	4-11	.364	1-6	.167	1-2	.500	1	2	3	3.0	2	10	1	0	3	10	15.0	
at Nevada	11/28/17	*	36	4-9	.444	1-4	.250	0-0	.000	0	0	0	2.5	3	4	3	0	4	9	14.0	
Totals			6	195	30-64	.469	15-31	.484	9-13	.692	3	12	15	2.5	7	31	10	0	12	84	14.0



# 2017-18 UCONN WOMEN'S BASKETBALL

**11-TIME NATIONAL CHAMPIONS**

**10-STRAIGHT FINAL FOUR TRIPS • 18 FINAL FOURS • 45 CONFERENCE CHAMPIONSHIPS  
1995, 2000, 2002, 2003, 2004, 2009, 2010, 2013, 2014, 2015, 2016 NATIONAL CHAMPIONS**



*Kyla*

**IRWIN**

**6-2 • SOPHOMORE  
FORWARD • #25  
STATE COLLEGE, PA.  
STATE COLLEGE**

## AT FIRST GLANCE

Played in 31 games during her rookie season, averaging 2.2 points, 1.3 rebounds and shooting 46.2 percent from the floor, including 35.3 percent (15-23) from beyond the three-point arc ... Scored a career-high seven points in consecutive games at East Carolina (1/24) and against Houston (1/28). Irwin was a combined 5-7 from the field against the Lady Pirates and the Cougars ... Snared a career-high four rebounds in eight-minutes of action at SMU on January 14. Rated among the top 50 players in the Class of 2016 nationally by the Blue Star Report ... A four-year starter playing for her mother, Bethany -- a former player at Penn State and native of Branford, Connecticut ... averaged 26.5 points, 12.2 rebounds, 2.9 assists, 2.3 steals, and 1.2 blocked shots as a senior and totaled 2,032 points, 1,188 rebounds, 244 assists and 200 steals in her high school career... finished second on State College's all-time scoring list with her career 2,032 points and became just the second player, male or female, to reach the 2,000 point mark in Centre County. A three-time All-State honoree, she helped her team advance to the District 6 Class AAAA final in 2015 and 2016 ... A first-team All-State pick in 2015, she was the first State College player to earn the award since Katie Glusko in 2002 ... As a sophomore, averaged 19.6 points and 12.7 rebounds in leading State College to the District 6 AAAA title ... UConn's first signee from Pennsylvania since Doylestown's Caroline Doty (2008-13).

## 2017-18 Season

- Scored her first points of the season (2) against Michigan State.
- Knocked down a season-best two FG's for a season-high five points at Nevada.

## 2017-18 Game-by-Game

Opponent	Date	qs	min	fg-fga	pct	3fg-fga	pct	ft-fa	pct	off	def	tot	avg	pf	a	t/o	blk	stl	pts	avg
vs Stanford	11/12/17		5	0-1	.000	0-1	.000	0-0	.000	0	1	1	1.0	1	0	0	0	0	0	0.0
CAL	11/17/17		8	0-1	.000	0-1	.000	0-0	.000	0	0	0	0.5	1	1	0	0	0	0	0.0
MARYLAND	11/19/17		8	0-1	.000	0-1	.000	0-0	.000	0	0	0	0.3	2	0	1	0	1	0	0.0
at #5 UCLA	11/21/17		dnp	-	-	-	-	-	-	-	-	-	-	-	-	-	-	-	-	-
vs Michigan State	11/25/17		11	1-1	1.000	0-0	.000	0-0	.000	1	0	1	0.5	2	1	2	0	0	2	0.5
at Nevada	11/28/17		11	2-2	1.000	1-1	1.000	0-0	.000	0	2	2	0.8	0	1	0	0	0	5	1.4
Totals		0	43	3-6	.500	1-4	.250	0-0	.000	1	3	4	0.8	6	3	3	0	1	7	1.4



# 2017-18 UCONN WOMEN'S BASKETBALL

## 11-TIME NATIONAL CHAMPIONS

10-STRAIGHT FINAL FOUR TRIPS • 18 FINAL FOURS • 45 CONFERENCE CHAMPIONSHIPS  
1995, 2000, 2002, 2003, 2004, 2009, 2010, 2013, 2014, 2015, 2016 NATIONAL CHAMPIONS



*Mikayla*

### COOMBS

5-8 • FRESHMAN

GUARD • #4

BUFORD, GA.

WESLEYAN SCHOOL

#### AT FIRST GLANCE

UConn's first recruit from Georgia since four-time All-American, three-time Wade Trophy winner, and 2011 graduate Maya Moore ... Also considered Georgia, Penn State, Stanford, and Virginia ... Named 2017 Georgia Gatorade Player of the Year ... A 2017 McDonald's All-American Team selection ... Tabbed 2017 Naismith All-America and WBCA All-America honorable mention ... named 2017 MaxPreps All-America Third Team ... Honored as the 2017 Atlanta Journal-Constitution Player of the Year ... 2017 Gwinnett Daily Post Player of the Year ... Amassed 1,338 points, 642 rebounds, 93 blocked shots and 318 during her high school career ... Concluded her senior campaign averaging 16.9 points, 7.0 boards, 4.5 assists and 4.0 steals per game ... Lead the Wolves to a 28-4 record and the Georgia Class A Private School State Championship as a senior ... As a junior, averaged 13.3 points, 8.4 rebounds, and 2.3 assists to lead Wesleyan School to a 27-5 record and a berth in the Class 2A state tournament final. Had 12 points in the championship game overtime loss to Holy Innocents ... Missed almost all of her sophomore season after tearing the anterior cruciate ligament in her left knee in the first quarter of the first game ... Averaged 11.8 points and 4.8 rebounds as a freshman ... Was a candidate for the 2017 U-18 United States national team and 2016 U-17 national team.

#### 2017-18 SEASON

- Made her collegiate debut against No.10 Stanford.
- Notched her first career points (2) as a Husky against Michigan State.

#### 2017-18 Game-by-Game

Opponent	Date	gs	min	fg-fga	pct	3fg-fga	pct	ft-fa	pct	off	def	tot	avg	pf	a	t/o	blk	stl	pts	avg
vs Stanford	11/12/17	3		0-1	.000	0-1	.000	0-0	.000	0	0	0	0.0	1	0	0	0	0	0	0.0
CAL	11/17/17	7		0-2	.000	0-0	.000	0-0	.000	1	1	2	1.0	1	0	1	0	0	0	0.0
MARYLAND	11/19/17	4		0-0	.000	0-0	.000	0-0	.000	0	1	1	1.0	0	0	1	0	0	0	0.0
at #5 UCLA	11/21/17	dnp		-	-	-	-	-	-	-	-	-	-	-	-	-	-	-	-	-
vs Michigan State	11/25/17	4		1-2	.500	0-1	.000	0-0	.000	0	0	0	0.8	1	1	0	0	1	2	0.5
at Nevada	11/28/17	4		0-0	.000	0-0	.000	0-0	.000	0	0	0	0.6	1	1	0	0	0	0	0.4
Totals		0	22	1-5	.200	0-2	.000	0-0	.000	1	2	3	0.6	4	2	2	0	1	2	0.4





# 2017-18 UCONN WOMEN'S BASKETBALL

## 11-TIME NATIONAL CHAMPIONS

10-STRAIGHT FINAL FOUR TRIPS • 18 FINAL FOURS • 45 CONFERENCE CHAMPIONSHIPS  
1995, 2000, 2002, 2003, 2004, 2009, 2010, 2013, 2014, 2015, 2016 NATIONAL CHAMPIONS



*Andra*

### ESPINOZA-HUNTER

5-11 • FRESHMAN  
GUARD • #2  
OSSINING, N.Y.  
OSSINING

#### AT FIRST GLANCE

Named 2017 New York Gatorade Player of the Year and Co-Miss New York State Basketball ... finalist for the Gatorade National Player of the Year Award ... eclipsed the 2,000 point mark during her senior season ... concluded her high school career averaging 36.9 ppg, 6.7 rpg, 3.1 apg and 3.0 spg ... tallied 995 points during her senior campaign ... led her team to an 18-5 mark and the state Class AA finals as a senior ... Played her senior year at Ossining High after attending high school for three years at Blair Academy in New Jersey ... Former teammate of UConn senior Saniya Chong at Ossining and of UConn sophomore Batouly Camara at Blair Academy ... Also considered Duke ... Started her high school career as a seventh grader at Ossining High and in two seasons scored 478 career points and made 99 3-pointers, and was part of Ossining's 2013 state championship team ... Helped Blair Academy to three league and three state prep championships in three seasons ... As a junior, averaged 25.0 points and 8.0 rebounds while reaching the 1,000-point plateau. As a sophomore, averaged 19.1 points and 6.5 rebounds ... Was a member of the 2015 U-16 United States national team and averaged 10.0 points and 3.8 rebounds as Team USA went 4-1 and won a bronze medal at the FIBA Americas Championship. Was a candidate for the 2016 U-17 United States national team.

#### 2017-18 SEASON

- Her collegiate debut came against No. 10 Stanford.
- Scored her first collegiate points (6) and rebound (1) against No. 15 Maryland.
- Put home a personal-best eight points against Michigan State.

#### 2017-18 Game-by-Game

Opponent	Date	gs	min	fg-fga	pct	3fg-fga	pct	ft-fta	pct	off	def	tot	avg	pf	a	t/o	blk	stl	pts	avg
vs Stanford	11/12/17		4	0-2	.000	0-2	.000	0-0	.000	0	0	0	0.0	0	0	0	0	0	0	0.0
CAL	11/17/17		10	0-0	.000	0-0	.000	0-0	.000	0	0	0	0.0	2	1	0	0	1	0	0.0
MARYLAND	11/19/17		14	2-3	.667	2-3	.667	0-0	.000	1	0	1	0.3	1	0	1	0	0	6	2.0
at #5 UCLA	11/21/17		dnp	-	-	-	-	-	-	-	-	-	-	-	-	-	-	-	-	-
vs Michigan State	11/25/17		7	3-5	.600	2-3	.667	0-0	.000	0	0	0	0.3	2	0	0	0	0	8	3.5
at Nevada	11/28/17		dnp	-	-	-	-	-	-	-	-	-	-	-	-	-	-	-	-	-
Totals		0	35	5-10	.500	4-8	.500	0-0	.000	1	0	1	0.3	5	1	1	0	1	14	3.5



# 2017-18 UCONN WOMEN'S BASKETBALL

## 11-TIME NATIONAL CHAMPIONS

10-STRAIGHT FINAL FOUR TRIPS • 18 FINAL FOURS • 45 CONFERENCE CHAMPIONSHIPS  
1995, 2000, 2002, 2003, 2004, 2009, 2010, 2013, 2014, 2015, 2016 NATIONAL CHAMPIONS



*Alexis*

### GORDON

6-0 • FRESHMAN  
FORWARD/GUARD • #34  
FORT WORTH, TEXAS  
L.D. BELL

#### AT FIRST GLANCE

UConn's second recruit from Texas, joining two-time All-American and 2016 graduate Moriah Jefferson ... 2017 Naismith Trophy Player of the year Midseason finalists ... participated in the 2017 Jordan Brand Classic ... all-time point scorer at L.D Bell high, eclipsing the 2,000 point mark ... averaged 24.7 points and 9.5 boards per game as a senior. ... Started every game in her first three years at L.D. Bell High and enters her senior year as the school's all-time leading scorer with 1,895 points. Also has 760 rebounds and 136 assists ... As a junior, averaged 24.7 points and 9.5 rebounds for a 20-11 team. As a sophomore, averaged 22.7 points and 7.7 rebounds for an 18-14 club ... Was a candidate for the 2015 U-16 United States national team and the 2016 U-17 United States national team ... Father, Myron, played basketball at TCU from 1990-94. Mother, Kim, played basketball at TCU from 1992-96.

#### 2017-18 SEASON

- Collegiate debut came against No. 10 Stanford

#### 2017-18 Game-by-Game

Opponent	Date	gs	min	fg-fga	pct	3fg-fga	pct	ft-fa	pct	off	def	tot	avg	pf	a	t/o	blk	stl	pts	avg
vs Stanford	11/12/17	1		0-0	.000	0-0	.000	0-0	.000	0	1	1	1.0	0	0	0	0	0	0	0.0
CAL	11/17/17	2		0-1	.000	0-1	.000	0-2	.000	0	0	0	0.5	0	0	0	0	0	0	0.0
MARYLAND	11/19/17	2		0-0	.000	0-0	.000	0-0	.000	0	0	0	0.3	0	0	1	0	0	0	0.0
at #5 UCLA	11/21/17	dnp		-	-	-	-	-	-	-	-	-	-	-	-	-	-	-	-	-
vs Michigan State	11/25/17	1		0-0	.000	0-0	.000	0-0	.000	0	0	0	0.3	0	0	1	0	0	0	0.0
at Nevada	11/28/17	dnp		-	-	-	-	-	-	-	-	-	-	-	-	-	-	-	-	-
Totals		0	6	0-1	.000	0-1	.000	0-2	.000	0	1	1	0.3	0	0	2	0	0	0	0.0



# 2017-18 UCONN WOMEN'S BASKETBALL

## 11-TIME NATIONAL CHAMPIONS

10-STRAIGHT FINAL FOUR TRIPS • 18 FINAL FOURS • 45 CONFERENCE CHAMPIONSHIPS  
1995, 2000, 2002, 2003, 2004, 2009, 2010, 2013, 2014, 2015, 2016 NATIONAL CHAMPIONS



*Megan*

### WALKER

6-1 • FRESHMAN  
FORWARD/GUARD • #3  
CHESTERFIELD VA.  
MONACAN

#### AT FIRST GLANCE

Ranked the No. 1 recruit nationally in the Class of 2017 by ESPNHoopgurlz ... Also considered Notre Dame and Texas ... Selected to the 2017 USA Women's U19 World Cup Team ... Member of the 2016 USA U18 National Team that captured the gold medal with a perfect 5-0 record at the FIBA Americas U18 Championship to qualify the USA for the 2017 FIBA U19 World Cup ... Took home the silver medal in the 2016 FIBA 3x3 U18 World Championship ... Tabbed 2017 Gatorade, Naismith, MaxPreps and WBCA National Player of the Year ... Garnered 2017 Gatorade Virginia Player of the Year ... Earned 2017 Naismith and MaxPreps All-America first team honors ... 2017 McDonalds All-American ... Participated in the 2017 Jordan Bran Classic ... Named 2017 USA Today All-USA first team ... Four-year player at Monacan High School (Va.), helping to lead her team to three Virginia Class 4A state championships ... Boasted 2,062 points in her high school career ... Concluded her senior season averaging 25.9 ppg, 7.6 rpg, and 3.2 spg, while leading her team to a perfect 30-0 season. ... Named Virginia's 2015 and 2016 Gatorade Player of the Year and Class 4A Player of the Year ... Has totals of 1,389 points, 502 rebounds, and 186 steals over three seasons and 79 games at Monacan High ... As a junior, led Monacan to a 29-1 record and second straight Virginia Class 4A state title by averaging 21.2 points, 8.4 rebounds, and 3.2 steals. Reached the 1,000-point plateau during the season with a career best of 50 points on Feb. 5 against Cosby ... As a sophomore, averaged 19.1 points and 7.1 rebounds for a 24-4 state championship club ... Is a member of Monacan's academic honor roll and owned a 3.65 grade point average entering her senior year ... Picked up her first two medals with USA Basketball during the summer of 2016. Earned all-tournament honors as she helped the United States win silver at the FIBA U-18 3x3 world championships in Astana, Kazakhstan. She then averaged 9.6 points, 2.8 rebounds and 1.6 steals as she helped Team USA capture gold at the FIBA Americas U-18 Championship in Valdivia, Chile.

#### 2017-18 SEASON

- Scored two points and grabbed two rebounds in her collegiate debut against No. 10 Stanford.
- Tallied a personal-best 12 points, shooting 5-9 from the field, and collected a personal-high seven rebounds against No. 15 Maryland.
- Notched a season-best 13 points, going a perfect 3-for-3 from downtown, against No. 5 UCLA.

#### 2017-18 Game-by-Game

Opponent	Date	gs	min	fg-fga	pct	3fg-fga	pct	ft-fa	pct	off	def	tot	avg	pf	a	t/o	blk	stl	pts	avg
vs Stanford	11/12/17	16	16	1-4	.250	0-1	.000	0-0	.000	0	2	2	2.0	3	2	1	1	0	2	2.0
CAL	11/17/17	20	20	1-9	.111	0-3	.000	2-2	1.000	2	3	5	3.5	1	0	0	1	1	4	3.0
MARYLAND	11/19/17	20	20	5-9	.556	0-2	.000	2-3	.667	2	5	7	4.7	2	2	2	0	1	12	6.0
at #5 UCLA	11/21/17	25	25	5-7	.714	3-3	1.000	0-0	.000	2	1	3	4.3	3	1	1	0	1	13	7.8
vs Michigan State	11/25/17	18	18	2-5	.400	0-2	.000	1-4	.250	0	3	3	4.0	0	1	0	0	0	5	7.2
at Nevada	11/28/17	8	8	0-1	.000	0-0	.000	0-0	.000	1	2	3	3.8	0	3	2	0	0	0	6.0
Totals		0	107	14-35	.400	3-11	.273	5-9	.556	7	16	23	3.8	9	9	6	2	3	36	6.0



# 2017-18 UCONN WOMEN'S BASKETBALL

## 11-TIME NATIONAL CHAMPIONS

10-STRAIGHT FINAL FOUR TRIPS • 18 FINAL FOURS • 45 CONFERENCE CHAMPIONSHIPS

1995, 2000, 2002, 2003, 2004, 2009, 2010, 2013, 2014, 2015, 2016 NATIONAL CHAMPIONS

### #5 Crystal Dangerfield

#### CAREER HIGHS-ALL GAMES

Points.....24, vs. Stanford (11/12/17)  
 FG Made..... 9, vs. Stanford (11/12/17)  
 FG Atts.....16, vs. Stanford (11/12/17)  
 3-Pt. FG..... 6, vs. Stanford (11/12/17)  
 3-Pt. FGA..... 7, Twice  
 FT .....4, at UCLA (11/21/17)  
 FT Att.....6, at Tulane (2/18/17)  
 Off. Reb.....2, vs. Dayton (11/22/16)  
 Def. Reb. .... 5, vs. Stanford (11/12/17)  
 Total Reb.....6, Twice  
 Assists.....10, vs. Michigan State (11/25/17)  
 TO .....6, at LSU (11/20/16)  
 Blocks ..... 1, vs. Albany (3/18/17)  
 Steals.....4, Twice  
 Minutes .....40, at UCLA (11/21/17)

#### CONFERENCE HIGHS

Points..... 12, at USF (2/27/17)  
 FG Made..... 5, at USF (2/27/17)  
 FG Atts.....8, Twice  
 3-Pt. FG..... 2, at USF (2/27/17)  
 3-Pt. FGA.....5, Twice  
 FT ..... 2, at Tulane (2/18/17)  
 FT Att..... 6, at Tulane (2/18/17)  
 Off. Reb.....1, Twice  
 Def. Reb. ....3, Twice  
 Total Reb.....3, Three Times  
 Assists..... 9, at USF (2/27/17)  
 TO .....3, Twice  
 Blocks ..... N/A  
 Steals.....3, Twice  
 Minutes ..... 38, at USF (2/27/17)

#### 2016-17 SEASON HIGHS

Points..... 19, vs. Baylor (11/17/16)  
 FG Made..... 8, vs. Baylor (11/17/16)  
 FG Atts..... 14, vs. Baylor (11/17/16)  
 3-Pt. FG..... 4, vs. Albany (3/18/17)  
 3-Pt. FGA.....7, vs. Albany (3/18/17)  
 FT ..... 2, Four Times  
 FT Att.....6, at Tulane (2/18/17)  
 Off. Reb.....2, vs. Dayton (11/22/16)  
 Def. Reb. ....4, vs. Dayton (11/22/16)  
 Total Reb..... 6, vs. Dayton (11/22/16)  
 Assists..... 9, Twice  
 TO .....6, at LSU (11/20/16)  
 Blocks ..... 1, vs. Albany (3/18/17)  
 Steals..... 3, Twice  
 Minutes .....38, at USF (2/27/17)

### #10 Molly Bent

#### CAREER HIGHS-ALL GAMES

Points.....5, Twice  
 FG Made.....2, Twice  
 FG Atts.....4, vs. Houston (1/28/17)  
 3-Pt. FG..... 1, Five Times  
 3-Pt. FGA.....2, Three Times  
 FT .....2, at UCF (1/1/17)  
 FT Att.....2, Four Times  
 Off. Reb.....3, at Nebraska (12/21/16)  
 Def. Reb. ....3, Four Times  
 Total Reb.....5, at Cincinnati (2/7/17)  
 Assists..... 5, vs. SMU (2/11/17)  
 TO .....3, Twice  
 Blocks ..... 1, at SMU (1/14/17)  
 Steals.....2, Four Times  
 Minutes .....21, at Tulsa (1/17/17)

#### CONFERENCE HIGHS

Points..... 3, vs. Houston (1/28/17)  
 FG Made.....1, Twice  
 FG Atts.....4, vs. Houston (1/28/17)  
 3-Pt. FG..... 1, vs. Houston (1/28/17)  
 3-Pt. FGA.....2, Twice  
 FT .....2, at UCF (1/1/17)  
 FT Att.....2, Three Times  
 Off. Reb.....2, Twice  
 Def. Reb. ....3, Three Times  
 Total Reb.....5, at Cincinnati (2/7/17)  
 Assists..... 5, vs. SMU (2/11/17)  
 TO .....3, Twice  
 Blocks ..... 1, at SMU (1/14/17)  
 Steals.....2, Twice  
 Minutes .....21, at Tulsa (1/17/17)

#### 2016-17 SEASON HIGHS

Points.....5, Twice  
 FG Made.....2, Twice  
 FG Atts.....4, vs. Houston (1/28/17)  
 3-Pt. FG..... 1, Five Times  
 3-Pt. FGA.....2, Three Times  
 FT .....2, at UCF (1/1/17)  
 FT Att.....2, Four Times  
 Off. Reb.....3, at Nebraska (12/21/16)  
 Def. Reb. ....3, Four Times  
 Total Reb.....5, at Cincinnati (2/7/17)  
 Assists..... 5, vs. SMU (2/11/17)  
 TO .....3, Twice  
 Blocks ..... 1, at SMU (1/14/17)  
 Steals.....2, Four Times  
 Minutes .....21, at Tulsa (1/17/17)

### #11 Kia Nurse

#### CAREER HIGHS-ALL GAMES

Points.....33, vs. DePaul (12/1/16)  
 FG Made.....12, vs. DePaul (12/1/16)  
 FG Atts.....16, vs. DePaul (12/1/16)  
 3-Pt. FG..... 9, vs. Syracuse (3/20/17)  
 3-Pt. FGA..... 12, vs. Syracuse (3/20/17)  
 FT ..... 9, at Memphis (2/7/15)  
 FT Att..... 9, Twice  
 Off. Reb.....3, vs. Dayton (3/30/15)  
 Def. Reb. ....7, vs. USF (1/10/17)  
 Total Reb.....7, Twice  
 Assists..... 9, at USF (3/2/15)  
 TO ..... 6, Twice  
 Blocks ..... 1, Ten Times  
 Steals.....6, vs. Tulane (1/22/17)  
 Minutes ..... 40, Twice

#### CONFERENCE HIGHS

Points..... 20, vs. East Carolina (2/6/16)  
 FG Made..... 8, at East Carolina (2/6/16)  
 FG Atts..... 13, vs. Houston (1/28/17)  
 3-Pt. FG..... 4, Four Times  
 3-Pt. FGA.....8, at USF (1/10/16)  
 FT ..... 9, at Memphis (2/7/15)  
 FT Att..... 9, at Memphis (2/7/15)  
 Off. Reb..... 2, Eight Times  
 Def. Reb. ....7, vs. USF (1/10/17)  
 Total Reb.....7, vs. USF (1/10/17)  
 Assists..... 9, at USF (3/2/15)  
 TO .....6, at Temple (2/14/16)  
 Blocks ..... 1, Eight Times  
 Steals.....6, vs. Tulane (1/22/17)  
 Minutes .....35, vs. USF (2/29/16)

#### 2016-17 SEASON HIGHS

Points.....33, vs. DePaul (12/1/16)  
 FG Made.....12, vs. DePaul (12/1/16)  
 FG Atts.....16, vs. DePaul (12/1/16)  
 3-Pt. FG.....9, vs. Syracuse (3/20/17)  
 3-Pt. FGA.....12, vs. Syracuse (3/20/17)  
 FT ..... 6, vs. Texas (12/4/16)  
 FT Att.....6, Twice  
 Off. Reb.....1, Ten Times  
 Def. Reb. .... 7, vs. USF (1/10/17)  
 Total Reb..... 7, vs. USF (1/10/17)  
 Assists.....8, Twice  
 TO .....4, Twice  
 Blocks .....1, Three Times  
 Steals..... 6, vs. Tulane (1/22/17)  
 Minutes .....40, at Notre Dame (12/7/16)



# 2017-18 UCONN WOMEN'S BASKETBALL

## 11-TIME NATIONAL CHAMPIONS

10-STRAIGHT FINAL FOUR TRIPS • 18 FINAL FOURS • 45 CONFERENCE CHAMPIONSHIPS

1995, 2000, 2002, 2003, 2004, 2009, 2010, 2013, 2014, 2015, 2016 NATIONAL CHAMPIONS

### #15 Gabby Williams

#### CAREER HIGHS-ALL GAMES

Points.....26, vs. South Carolina (2/13/17)  
FG Made.....10, vs. South Carolina (2/13/17)  
FG Atts.....19, vs. South Carolina (2/13/17)  
3-Pt. FG.....1, at Florida State (11/14/16)  
3-Pt. FGA..... 1, 10 Times  
FT..... 10, vs. Albany (3/18/17)  
FT Att.....11, Twice  
Off. Reb..... 10, at East Carolina (1/24/17)  
Def. Reb. .... 12, at SMU (1/11/15)  
Total Reb.....16, Twice  
Assists.....10, Twice  
TO .....10, vs. Maryland (11/19/17)  
Blocks .....4, Three Times  
Steals.....6, Twice  
Minutes ... 44, vs. Mississippi State (3/31/17)

#### CONFERENCE HIGHS

Points.....19, Twice  
FG Made.....8, Three Times  
FG Atts..... 15, at USF (2/27/17)  
3-Pt. FG..... N/A  
3-Pt. FGA.....1, Twice  
FT..... 5, at SMU (1/14/17)  
FT Att..... 8, vs. SMU (12/27/14)  
Off. Reb..... 10, at East Carolina (1/24/17)  
Def. Reb. .... 12, at SMU (1/11/15)  
Total Reb.....16, Twice  
Assists..... 10, at East Carolina (1/24/17)  
TO .....5, Three Times  
Blocks .....4, Twice  
Steals.....6, vs. Tulsa (2/5/17)  
Minutes .....40, at Tulane (2/18/17)

#### 2016-17 SEASON HIGHS

Points.....26, vs. South Carolina (2/13/17)  
FG Made.....10, vs. South Carolina (2/13/17)  
FG Atts.....19, vs. South Carolina (2/13/17)  
3-Pt. FG.....1, at Florida State (11/14/16)  
3-Pt. FGA.....1, Six Times  
FT ..... 10, vs. Albany (3/18/17)  
FT Att.....11, Twice  
Off. Reb..... 10, at East Carolina (1/24/17)  
Def. Reb. .... 10, Twice  
Total Reb..... 16, at East Carolina (1/24/17)  
Assists.....10, Twice  
TO .....6, vs. DePaul (12/1/16)  
Blocks .....4, Three Times  
Steals.....6, Twice  
Minutes ... 44, vs. Mississippi State (3/31/17)

### #24 Napheesa Collier

#### CAREER HIGHS-ALL GAMES

Points.....39, at USF (2/27/17)  
FG Made.....15, at USF (2/27/17)  
FG Atts.....20, vs. Oregon (3/27/17)  
3-Pt. FG..... 2, Four Times  
3-Pt. FGA.....4, Three Times  
FT ..... 11, at Tulane (2/18/17)  
FT Att..... 12, at Tulane (2/18/17)  
Off. Reb..... 8, at Nebraska (12/21/16)  
Def. Reb. .... 12, vs. Temple (2/22/17)  
Total Reb.....16, at SMU (1/14/17)  
Assists..... 6, at Cincinnati (2/7/17)  
TO ..... 5, Twice  
Blocks ..... 6, Twice  
Steals..... 6, Three Times  
Minutes .....40, at UCLA

#### CONFERENCE HIGHS

Points..... 39, at USF (2/27/17)  
FG Made..... 15, at USF (2/27/17)  
FG Atts..... 19, at USF (2/27/17)  
3-Pt. FG.....2, Twice  
3-Pt. FGA..... 3, at USF (2/27/17)  
FT .....11, at Tulane (2/18/17)  
FT Att.....12, at Tulane (2/18/17)  
Off. Reb..... 7, at Cincinnati (12/30/15)  
Def. Reb. .... 12, vs. Temple (2/22/17)  
Total Reb.....16, at SMU (1/14/17)  
Assists.....6, at Cincinnati (2/7/17)  
TO ..... 5, at Tulane (2/18/17)  
Blocks ..... 6, at SMU (1/14/17)  
Steals.....6, vs. USF (1/10/17)  
Minutes ..... 36, at USF (2/27/17)

#### 2016-17 SEASON HIGHS

Points..... 39, at USF (2/27/17)  
FG Made..... 15, at USF (2/27/17)  
FG Atts..... 20, vs. Oregon (3/27/17)  
3-Pt. FG.....2, Four Times  
3-Pt. FGA.....4, Twice  
FT .....11, at Tulane (2/18/17)  
FT Att.....12, at Tulane (2/18/17)  
Off. Reb.....8, at Nebraska (12/21/16)  
Def. Reb. .... 12, vs. Temple (2/22/17)  
Total Reb.....16, at SMU (1/14/17)  
Assists.....6, at Cincinnati (2/7/17)  
TO ..... 5, at Tulane (2/18/17)  
Blocks ..... 6, at SMU (1/14/17)  
Steals.....6, Twice  
Minutes .....39, Twice

### #25 Kyla Irwin

#### CAREER HIGHS-ALL GAMES

Points.....7, Twice  
FG Made..... 3, vs. Houston (1/28/17)  
FG Atts..... 4, Five Times  
3-Pt. FG.....1, Seven Times  
3-Pt. FGA.....2, Twice  
FT .....3, Twice  
FT Att.....4, Three Times  
Off. Reb.....2, Twice  
Def. Reb. .... 4, at SMU (1/14/17)  
Total Reb..... 4, at SMU (1/14/17)  
Assists.....2, Three Times  
TO .....3, Twice  
Blocks ..... N/A  
Steals.....2, at Nebraska (12/21/16)  
Minutes .....17, at LSU (11/20/16)

#### CONFERENCE HIGHS

Points.....7, Twice  
FG Made..... 3, vs. Houston (1/28/17)  
FG Atts.....4, Four Times  
3-Pt. FG.....1, Four Times  
3-Pt. FGA.....2, Twice  
FT .....3, Twice  
FT Att.....4, Twice  
Off. Reb.....2, Twice  
Def. Reb. .... 4, at SMU (1/14/17)  
Total Reb..... 4, at SMU (1/14/17)  
Assists.....2, Twice  
TO ..... 3, vs. East Carolina (1/4/17)  
Blocks ..... N/A  
Steals..... 1, Five Times  
Minutes ..... 15, vs. SMU (2/11/17)

#### 2016-17 SEASON HIGHS

Points.....7, Twice  
FG Made..... 3, vs. Houston (1/28/17)  
FG Atts..... 4, Five Times  
3-Pt. FG.....1, Six Times  
3-Pt. FGA.....2, Twice  
FT .....3, Twice  
FT Att.....4, Three Times  
Off. Reb.....2, Twice  
Def. Reb. .... 4, at SMU (1/14/17)  
Total Reb..... 4, at SMU (1/14/17)  
Assists.....2, Three Times  
TO .....3, Twice  
Blocks ..... N/A  
Steals.....2, at Nebraska (12/21/16)  
Minutes .....17, at LSU (11/20/16)



# 2017-18 UCONN WOMEN'S BASKETBALL

## 11-TIME NATIONAL CHAMPIONS

10-STRAIGHT FINAL FOUR TRIPS • 18 FINAL FOURS • 45 CONFERENCE CHAMPIONSHIPS

1995, 2000, 2002, 2003, 2004, 2009, 2010, 2013, 2014, 2015, 2016 NATIONAL CHAMPIONS

### #33 Katie Lou Samuelson

#### CAREER HIGHS-ALL GAMES

Points.....40, vs. USF (3/6/17)  
 FG Made.....13, at Tulsa (1/17/17)  
 FG Atts.....21, Three Times  
 3-Pt. FG.....10, vs. USF (3/6/17)  
 3-Pt. FGA.....13, at Kansas State (12/11/16)  
 FT .....11, vs. Syracuse (3/20/17)  
 FT Att.....13, vs. Syracuse (3/20/17)  
 Off. Reb..... 3, vs. Dayton (11/22/16)  
 Def. Reb. ....7, Twice  
 Total Reb..... 8, at LSU (11/20/16)  
 Assists.....9, vs. Albany (3/18/17)  
 TO .....6, vs. UCLA (3/25/17)  
 Blocks .....2, Three Times  
 Steals..... 7, vs. Tulane (1/22/17)  
 Minutes ... 45, vs. Mississippi State (3/31/17)

#### CONFERENCE HIGHS

Points.....34, at Tulsa (1/17/17)  
 FG Made.....13, at Tulsa (1/17/17)  
 FG Atts.....21, at SMU (1/14/17)  
 3-Pt. FG.....7, at Tulsa (1/17/17)  
 3-Pt. FGA.....12, Three Times  
 FT ..... 7, at East Carolina (1/24/17)  
 FT Att.....8, at East Carolina (1/24/17)  
 Off. Reb.....2, Three Times  
 Def. Reb. ....7, vs. USF (3/7/16)  
 Total Reb.....7, Twice  
 Assists.....7, Twice  
 TO .....5, vs. Memphis (1/30/16)  
 Blocks .....2, Twice  
 Steals..... 7, vs. Tulane (1/22/17)  
 Minutes .....37, at USF (2/27/17)

#### 2016-17 SEASON HIGHS

Points.....40, vs. USF (3/6/17)  
 FG Made.....13, at Tulsa (1/17/17)  
 FG Atts.....21, Three Times  
 3-Pt. FG.....10, vs. USF (3/6/17)  
 3-Pt. FGA.....13, at Kansas State (12/11/16)  
 FT .....11, vs. Syracuse (3/20/17)  
 FT Att.....13, vs. Syracuse (3/20/17)  
 Off. Reb..... 3, vs. Dayton (11/22/16)  
 Def. Reb. ....7, at LSU (11/20/16)  
 Total Reb..... 8, at LSU (11/20/16)  
 Assists.....9, vs. Albany (3/18/17)  
 TO .....6, vs. UCLA (3/25/17)  
 Blocks .....2, Twice  
 Steals..... 7, vs. Tulane (1/22/17)  
 Minutes ... 45, vs. Mississippi State (3/31/17)

#### Huskies By The Numbers Double Figure Performances

Williams: 56  
 Nurse: 52  
 Samuelson: 40  
 Collier: 43  
 Dangerfield: 11  
 Stevens: 4  
 Walker: 2

#### Huskies By The Numbers 20-Plus Performances

Collier: 20  
 Samuelson: 16  
 Nurse: 9  
 Williams: 5  
 Dangerfield: 1  
 Stevens: 1

#### Huskies By The Numbers 30-Plus Performances

Stewart: 3  
 Collier: 2  
 Nurse: 1

## Individual Career History

### Bent,Molly

Season	gp-gs	min/avg	Total		3-Point		F-Throws		Rebounds				Scoring							
			fg-fga	pct	fg-fga	pct	ft-fta	pct	off	def	tot	avg	pf	fo	ast	to	blk	stl	pts	avg
2016-17	31-0	288/9.3	10-33	.303	5-15	.333	5-8	.625	11	27	38	1.2	23	0	35	20	1	13	30	1.0
2017-18	5-0	36/7.2	2-4	.500	0-1	.000	0-0	.000	0	3	3	0.6	2	0	1	7	0	1	4	0.8
TOTAL	36-0	324/9.0	12-37	.324	5-16	.313	5-8	.625	11	30	41	1.1	25	0	36	27	1	14	34	0.9

### Camara,Batouly

### Collier,Napheesa

Season	gp-gs	min/avg	Total		3-Point		F-Throws		Rebounds				Scoring							
			fg-fga	pct	fg-fga	pct	ft-fta	pct	off	def	tot	avg	pf	fo	ast	to	blk	stl	pts	avg
2015-16	38-9	653/17.2	106-199	.533	2-13	.154	44-48	.917	83	114	197	5.2	63	0	34	39	47	50	258	6.8
2016-17	37-37	1116/30.2	310-457	.678	22-51	.431	112-137	.818	108	228	336	9.1	81	4	83	48	77	64	754	20.4
2017-18	6-5	184/30.7	35-72	.486	5-16	.313	9-12	.750	13	31	44	7.3	11	0	20	9	8	18	84	14.0
TOTAL	81-51	1953/24.1	451-728	.620	29-80	.363	165-197	.838	204	373	577	7.1	155	4	137	96	132	132	1096	13.5

### Coombs,Mikayla

Season	gp-gs	min/avg	Total		3-Point		F-Throws		Rebounds				Scoring							
			fg-fga	pct	fg-fga	pct	ft-fta	pct	off	def	tot	avg	pf	fo	ast	to	blk	stl	pts	avg
2017-18	5-0	22/4.4	1-5	.200	0-2	.000	0-0	.000	1	2	3	0.6	4	0	2	2	0	1	2	0.4
TOTAL	5-0	22/4.4	1-5	.200	0-2	.000	0-0	.000	1	2	3	0.6	4	0	2	2	0	1	2	0.4

### Dangerfield,Crystal

Season	gp-gs	min/avg	Total		3-Point		F-Throws		Rebounds				Scoring							
			fg-fga	pct	fg-fga	pct	ft-fta	pct	off	def	tot	avg	pf	fo	ast	to	blk	stl	pts	avg
2016-17	31-6	743/24.0	73-181	.403	26-82	.317	16-27	.593	8	61	69	2.2	39	0	114	53	1	29	188	6.1
2017-18	6-5	195/32.5	30-64	.469	15-31	.484	9-13	.692	3	12	15	2.5	7	0	31	10	0	12	84	14.0
TOTAL	37-11	938/25.4	103-245	.420	41-113	.363	25-40	.625	11	73	84	2.3	46	0	145	63	1	41	272	7.4

### Espinoza-Hunter,Andr

Season	gp-gs	min/avg	Total		3-Point		F-Throws		Rebounds				Scoring							
			fg-fga	pct	fg-fga	pct	ft-fta	pct	off	def	tot	avg	pf	fo	ast	to	blk	stl	pts	avg
2017-18	4-0	35/8.8	5-10	.500	4-8	.500	0-0	.000	1	0	1	0.3	5	0	1	1	0	1	14	3.5
TOTAL	4-0	35/8.8	5-10	.500	4-8	.500	0-0	.000	1	0	1	0.3	5	0	1	1	0	1	14	3.5

### Gordon, Lexi

Season	gp-gs	min/avg	Total		3-Point		F-Throws		Rebounds				Scoring							
			fg-fga	pct	fg-fga	pct	ft-fta	pct	off	def	tot	avg	pf	fo	ast	to	blk	stl	pts	avg
2017-18	4-0	6/1.5	0-1	.000	0-1	.000	0-2	.000	0	1	1	0.3	0	0	0	2	0	0	0	0.0
TOTAL	4-0	6/1.5	0-1	.000	0-1	.000	0-2	.000	0	1	1	0.3	0	0	0	2	0	0	0	0.0

### Irwin,Kyla

Season	gp-gs	min/avg	Total		3-Point		F-Throws		Rebounds				Scoring							
			fg-fga	pct	fg-fga	pct	ft-fta	pct	off	def	tot	avg	pf	fo	ast	to	blk	stl	pts	avg
2016-17	31-0	243/7.8	24-52	.462	6-17	.353	15-23	.652	11	29	40	1.3	20	0	14	15	0	10	69	2.2
2017-18	5-0	43/8.6	3-6	.500	1-4	.250	0-0	.000	1	3	4	0.8	6	0	3	3	0	1	7	1.4
TOTAL	36-0	286/7.9	27-58	.466	7-21	.333	15-23	.652	12	32	44	1.2	26	0	17	18	0	11	76	2.1

## Individual Career History

### Nurse,Kia

Season	gp-gs	min/avg	Total		3-Point		F-Throws		Rebounds				Scoring							
			fg-fga	pct	fg-fga	pct	ft-fta	pct	off	def	tot	avg	pf	fo	ast	to	blk	stl	pts	avg
2014-15	39-36	976/25.0	138-284	.486	53-130	.408	70-97	.722	34	88	122	3.1	60	1	108	61	2	55	399	10.2
2015-16	38-38	1074/28.3	127-287	.443	51-138	.370	49-65	.754	17	57	74	1.9	57	0	104	53	6	50	354	9.3
2016-17	33-33	1009/30.6	138-287	.481	73-158	.462	71-83	.855	12	57	69	2.1	51	1	128	50	3	33	420	12.7
2017-18	6-5	197/32.8	33-58	.569	17-29	.586	14-18	.778	3	16	19	3.2	13	0	19	12	1	5	97	16.2
<b>TOTAL</b>	<b>116-112</b>	<b>3256/28.1</b>	<b>436-916</b>	<b>.476</b>	<b>194-455</b>	<b>.426</b>	<b>204-263</b>	<b>.776</b>	<b>66</b>	<b>218</b>	<b>284</b>	<b>2.4</b>	<b>181</b>	<b>2</b>	<b>359</b>	<b>176</b>	<b>12</b>	<b>143</b>	<b>1270</b>	<b>10.9</b>

### Samuelson,Katie Lou

Season	gp-gs	min/avg	Total		3-Point		F-Throws		Rebounds				Scoring							
			fg-fga	pct	fg-fga	pct	ft-fta	pct	off	def	tot	avg	pf	fo	ast	to	blk	stl	pts	avg
2015-16	37-22	870/23.5	147-298	.493	78-198	.394	36-43	.837	19	105	124	3.4	45	0	82	45	6	38	408	11.0
2016-17	37-37	1187/32.1	259-533	.486	119-283	.420	110-131	.840	23	120	143	3.9	52	0	118	69	10	56	747	20.2
2017-18	2-1	46/23.0	10-22	.455	2-8	.250	11-12	.917	3	2	5	2.5	2	0	3	2	1	4	33	16.5
<b>TOTAL</b>	<b>76-60</b>	<b>2103/27.7</b>	<b>416-853</b>	<b>.488</b>	<b>199-489</b>	<b>.407</b>	<b>157-186</b>	<b>.844</b>	<b>45</b>	<b>227</b>	<b>272</b>	<b>3.6</b>	<b>99</b>	<b>0</b>	<b>203</b>	<b>116</b>	<b>17</b>	<b>98</b>	<b>1188</b>	<b>15.6</b>

### Stevens,Azura

Season	gp-gs	min/avg	Total		3-Point		F-Throws		Rebounds				Scoring							
			fg-fga	pct	fg-fga	pct	ft-fta	pct	off	def	tot	avg	pf	fo	ast	to	blk	stl	pts	avg
2017-18	6-4	155/25.8	36-63	.571	3-17	.176	10-17	.588	17	40	57	9.5	15	0	20	10	10	8	85	14.2
<b>TOTAL</b>	<b>6-4</b>	<b>155/25.8</b>	<b>36-63</b>	<b>.571</b>	<b>3-17</b>	<b>.176</b>	<b>10-17</b>	<b>.588</b>	<b>17</b>	<b>40</b>	<b>57</b>	<b>9.5</b>	<b>15</b>	<b>0</b>	<b>20</b>	<b>10</b>	<b>10</b>	<b>8</b>	<b>85</b>	<b>14.2</b>

### Walker,Megan

Season	gp-gs	min/avg	Total		3-Point		F-Throws		Rebounds				Scoring							
			fg-fga	pct	fg-fga	pct	ft-fta	pct	off	def	tot	avg	pf	fo	ast	to	blk	stl	pts	avg
2017-18	6-0	107/17.8	14-35	.400	3-11	.273	5-9	.556	7	16	23	3.8	9	0	9	6	2	3	36	6.0
<b>TOTAL</b>	<b>6-0</b>	<b>107/17.8</b>	<b>14-35</b>	<b>.400</b>	<b>3-11</b>	<b>.273</b>	<b>5-9</b>	<b>.556</b>	<b>7</b>	<b>16</b>	<b>23</b>	<b>3.8</b>	<b>9</b>	<b>0</b>	<b>9</b>	<b>6</b>	<b>2</b>	<b>3</b>	<b>36</b>	<b>6.0</b>

### Williams,Gabby

Season	gp-gs	min/avg	Total		3-Point		F-Throws		Rebounds				Scoring							
			fg-fga	pct	fg-fga	pct	ft-fta	pct	off	def	tot	avg	pf	fo	ast	to	blk	stl	pts	avg
2014-15	38-0	591/15.6	137-215	.637	0-1	.000	42-91	.462	79	139	218	5.7	45	0	50	40	14	46	316	8.3
2015-16	38-12	708/18.6	147-231	.636	0-0	.000	42-56	.750	75	138	213	5.6	60	0	51	45	13	72	336	8.8
2016-17	37-37	1084/29.3	218-375	.581	1-6	.167	91-126	.722	104	205	309	8.4	66	0	190	86	52	100	528	14.3
2017-18	6-5	174/29.0	32-54	.593	0-3	.000	9-14	.643	9	42	51	8.5	14	0	19	25	2	19	73	12.2
<b>TOTAL</b>	<b>119-54</b>	<b>2557/21.5</b>	<b>534-875</b>	<b>.610</b>	<b>1-10</b>	<b>.100</b>	<b>184-287</b>	<b>.641</b>	<b>267</b>	<b>524</b>	<b>791</b>	<b>6.6</b>	<b>185</b>	<b>0</b>	<b>310</b>	<b>196</b>	<b>81</b>	<b>237</b>	<b>1253</b>	<b>10.5</b>