

IPFW Mastodons (2-1) at (20/21) NOTRE DAME Fighting Irish (1-0)



Date: Tuesday, November 23, 2004

Place: Joyce Center (11,418)

Time: 7:30 p.m. (EST)

Radio: Notre Dame Sports Properties (Jack Lorri, Jack Nolan) originates the Notre Dame Radio Network which includes: WZOW 97.7 FM and 102.3 FM (South Bend, Ind./Michiana Region); ESPN 1000 AM (Chicagoland area); ESPN 950 AM (Indianapolis, Ind.); WGL 1250 (Fort Wayne, Ind. and Northeast Indiana); WEFM 95.9 (Michigan City and Gary, Ind.), WLUV 96.7 FM and 1520 AM (Rockford and DeKalb, Ill. and Beloit and Janesville, Wis.); ESPN 1480 AM-WRSW (Warsaw, Ind.) and WAMW 107.9 FM and 1580 AM in Washington, Ind.). All radio broadcasts can also be heard through the World Wide Web at www.und.com and on SIRIUS Satellite Radio.

Real-Time Stats: Live in-game statistics are available for all home games, via the Notre Dame athletic website (www.und.com).

Tonight's Game:

Coming off a 66-59 victory over Harvard in the season opener on Friday night, the Irish return to action tonight against the Mastodons of IPFW ... Tonight's contest will mark the first-ever meeting between the two schools ... IPFW, an independent, was 3-25 last season ... The Mastodons enter this evening's matchup with a 2-1 record following a 61-54 victory over Grand Valley State on Saturday night ... IPFW opened up the season with a 69-51 loss to George Mason in the Coaches vs. Cancer Tournament in Memphis and then defeated Savannah State 71-60 in the consolation game ... Notre Dame will complete a three-game homestand on Friday, November 26 when they play host to Charleston Southern, another first-time opponent to the Irish schedule ... Following that contest, the Irish play back-to-back Big 10 contests on the road at Michigan and Indiana.

Celebrating 100 Seasons:

The 2004-05 season marks the 100th season for the Notre Dame men's basketball program ... A special logo has been designed and there will be events throughout the season commemorating the occasion ... Notre Dame is one of 13 Division I schools celebrating its 100th season of basketball this year ... The others include: Dayton, Delaware, Duke, Georgia, Howard, Illinois, Miami (Ohio), Northwestern, Oregon, Virginia, William and Mary and Wyoming.

Notre Dame played its first varsity game on January 29, 1898 (a 64-8 loss to First Regiment) ... The Irish played two other games that season and finished with a 1-2 record ... The following year, they played two games in 1899 and then did not field a team again until the 1907-08 campaign.

Starting The Season Ranked:

For the second consecutive year and 24th time in the program's history, Notre Dame begins the season ranked — 20th in the Associated Press and 21st in the ESPN/*USA Today* preseason rankings ... This marks the third time a Notre Dame team under head coach Mike Brey has been ranked ... His first Irish team, the 2000-01 squad, started the year tied for 15th in the AP Poll and were 17th in the ESPN/*USA Today* ranking ... Last season 2003-04 squad was 21st and tied for 19th, respectively in the two polls.

Irish In Season Openers:

With its win over Harvard, Notre Dame owns an all-time record of 82-18 (.820) all-time in season openers and have won all four of its season openers under head coach Mike Brey ... Since the opening of the Joyce Center in 1968-69, Irish teams are 31-6 (.837) in home openers ... The last time Notre Dame lost a season opener was to Miami (Ohio) at home (76-65) on November 13, 1998.

Irish Roll Under Brey In November:

Under head coach Mike Brey, the Irish are 17-1 all-time in games played during the month of November ... The lone November loss was to Creighton 80-75 in the championship game of the Guardians Classic on Nov. 26, 2002 ... The November record by year under Brey — 2000-01 (3-0), 2001-02 (6-0), 2002-03 (5-1), 2003-04 (2-0) and 2004-05 (1-0).

2004-05 University of Notre Dame Men's Basketball Schedule (1-0, 0-0 BIG EAST)

November

4	Thur.	ST. JOSEPH'S- IN (Ex.)	W, 80-67
10	Wed.	QUINCY (Ex.)	W, 80-61
19	Fri.	(20/21) HARVARD	W, 66-59
23	Tue.	IPFW	7:30 p.m.
26	Fri.	CHARLESTON SOUTHERN	7:00 p.m.

December

4	Sat.	at Michigan (ESPN)	12:00 p.m.
8	Wed.	at Indiana ((ESPN)	7:00 p.m.
11	Sat.	DEPAUL (ESPN2)	5:00 p.m.
19	Sun.	ARMY	1:00 p.m.
22	Wed.	MARIST	7:00 p.m.
28	Tue.	WESTERN ILLINOIS	7:00 p.m.
30	Thur.	SAMFORD	7:00 p.m.

January

5	Wed.	at Seton Hall* (ESPN2)	8:00 p.m.
8	Sat.	VILLANOVA*	12:00 p.m.
10	Mon.	SYRACUSE* (ESPN)	7:00 p.m.
15	Sat.	ST. JOHN'S*	2:00 p.m.
19	Wed.	at West Virginia*	7:00 p.m.
23	Sun.	at Georgetown*	12:00 p.m.
26	Wed.	at Villanova* (ESPN2)	8:00 p.m.
30	Sun.	CONNECTICUT* (CBS)	3:45 p.m.

February

5	Sat.	at Syracuse* (ESPN)	9:00 p.m.
8	Tue.	BOSTON COLLEGE* (ESPN2)	7:00 p.m.
12	Sat.	at Pittsburgh* (ESPN)	12:00 p.m.
16	Wed.	GEORGETOWN*	7:30 p.m.
19	Sat.	at Providence*	12:00 p.m.
21	Mon.	at Connecticut* (ESPN)	7:00 p.m.
27	Sun.	UCLA (CBS)	2:00 p.m.

March

2	Wed.	RUTGERS*	7:30 p.m.
5	Sat.	PITTSBURGH* (CBS)	2:00 p.m.
9-	Wed.-	BIG EAST Championship	
12	Sat.	(Madison Square Garden)	
17-	Thur.-	NCAA First and Second Rounds	
20	Sun.		
24-	Thur.-	NCAA Regional	
27	Sun.		

April

2 &	Sat. &	NCAA Final Four Championship
4	Mon.	(Edward Jones Dome - St. Louis, Mo.)

* - indicates BIG EAST game

all times local site

() - indicates Associated Press and ESPN/USA Today rankings at time of game

**Associate Press
(Preseason)**

Final 2003-04 Rank

1.	Kansas	16
2.	Wake Forest	17
3.	Georgia Tech	14
4.	North Carolina	18
5.	Illinois	13
6.	Syracuse	20
7.	Oklahoma State	4
8.	Connecticut	7
9.	Kentucky	2
10.	Arizona	22
11.	Duke	6
12.	Mississippi State	8
13.	Michigan State	NR
14.	Louisville	NR
15.	Maryland	19
16.	Texas	12
17.	Pittsburgh	9
18.	Alabama	NR
19.	North Carolina State	15
20.	NOTRE DAME	NR
21.	Wisconsin	10
22.	Washington	NR
23.	Florida	NR
24.	Memphis	24
25.	Gonzaga	3

bold indicates 2004-05 opponent

**ESPN/USA TODAY
(Preseason)**

Final 2003-04 Rank

1.	Kansas	9
2.	Wake Forest	15
3.	North Carolina	22
4.	Georgia Tech	3
5.	Illinois	11
6.	Syracuse	19
7.	Connecticut	1
8.	Oklahoma State	4
9.	Kentucky	8
10.	Michigan State	NR
11.	Arizona	NR
12.	Duke	2
13.	Louisville	NR
14.	Mississippi State	13
15.	Texas	10
16.	Maryland	24
17.	Pittsburgh	7
18.	Alabama	17
19.	North Carolina State	20
20.	Wisconsin	16
21.	NOTRE DAME	NR
22.	Florida	NR
23.	Memphis	NR
24.	Washington	NR
25.	Stanford	6

bold indicates 2004-05 opponent

LAST IRISH OUTING

**Notre Dame 66, Harvard 59
November 19, 2004**

Joyce Center — Notre Dame, IN

	3-pt																		
	FG-A	FG-A	FT-A	REB	PF	TP	A	TO	BK	STMIN									
Harvard	4-9	0-1	5-10	3-7-10	2	13	2	6	2	1	34								
Matt Stehle	1-4	0-1	0-0	1-3-4	3	2	2	2	0	0	30								
Jason Norman	6-9	0-1	3-3	0-13-13	3	15	1	2	2	0	29								
Brian Cusworth	4-9	2-7	0-0	0-0-0	3	10	1	2	0	2	32								
Kevin Rogus	1-5	0-1	2-4	1-5-6	0	4	1	4	1	0	26								
Michael Beal	2-3	1-2	0-0	0-1-1	3	5	0	0	0	1	15								
Jim Goffredo	0-1	0-1	0-0	0-0-0	0	0	1	2	0	0	4								
Tyler Klunick	2-5	0-0	2-2	0-1-1	4	6	3	1	0	1	13								
David Giovacchine	2-3	0-0	0-0	0-0-0	0	4	0	0	0	0	4								
Luke McCrone	0-0	0-0	0-0	0-2-2	1	0	0	0	0	1	0								
Graham Beatty				3-1-4															
Team																			
TOTALS	22-48	3-14	12-19	8-33-41	19	59	11	19	5	6	200								
FG%: 1st Half 9-20, .450; 2nd Half 13-28, .464; Game .458; 3-PT%: 1st Half 2-5, .400; 2nd Half 1-9, .111; Game .214; FT%: 1st Half 7-12, .583; 2nd Half 5-7, .714; Game .632; Deadball: 4.																			
	3-pt																		
Notre Dame	2-5	0-2	2-2	3-1-4	2	6	1	1	1	3	22								
Jordan Cornette	2-6	0-0	3-5	3-6-9	3	7	0	1	2	1	32								
Torin Francis	2-10	0-0	2-2	4-4-8	4	6	2	2	2	1	30								
Dennis Latimore	7-19	2-7	1-2	0-3-3	2	17	5	2	0	3	39								
Chris Thomas	6-15	1-6	7-7	0-4-4	1	20	0	0	0	6	38								
Chris Quinn	1-3	1-1	0-0	1-0-1	1	3	1	0	0	1	7								
Omari Isreal	2-4	0-0	0-3	3-1-4	2	4	0	0	0	0	9								
Rick Cornett	1-4	1-4	0-0	0-0-0	0	3	0	0	0	0	18								
Colin Falls	0-0	0-0	0-0	0-1-1	1	0	0	1	1	0	5								
Rob Kurz				0-1-1															
Team																			
TOTALS	23-66	5-20	15-21	14-21-35	16	66	9	7	6	15	200								
FG%: 1st Half 17-38, .447; 2nd Half 6-28, .214; Game .348; 3-PT%: 1st Half 4-11, .364; 2nd Half 1-9, .111; Game .250; FT%: 1st Half 5-6, .833; 2nd Half 10-15, .667; Game .714; Deadball: 2.																			
SCORE BY PERIODS	1	2	F																
Harvard	27	43	59																
Notre Dame	43	23	66																
OFFICIALS: Jim Burr, Paul Faia, Mike Roberts																			
TECHNICALS: None																			
ATTENDANCE: 11,014																			

Notes: Notre Dme is now 82-18 all-time in season openers ... The Irish have won all five of its season openers under head coach Mike Brey ... Since the opening of the Joyce Center in 1968-69, Urusg teams are 31-6 in home openers ... Chris Thomas played and started in his 100th career game ... Chris Quinn scored 20-plus points for the sixth time in his career.

History Lesson I:

Friday night's game against Harvard marked the 2,401th in the program's history ... Notre Dame has posted a 1549-851 for a .645 winning percentage.

History Lesson II:

Tonight's contest is the first-ever meeting between Notre Dame and IPFW ... The two schools are also scheduled to play each during the 2005-06 and 2006-07 campaign ... Next year's matchup will be in Fort Wayne ... IPFW is one of three first-time opponents on the Irish schedule this season ... The other two are Charleston Southern and Samford.

The Captains:

For the second time in school history and for the second consecutive year, Notre Dame will have four captains ... Seniors Chris Thomas and Jordan Cornette will once again serve as captains and are joined this year by juniors Torin Francis and Chris Quinn.

On This Date:

Notre Dame has played on November 23 on two other occasions and is 1-1 in those contests ... The 1990-91 Irish team suffered an 85-77 setback to Duke in the consolation game of the 1990 NIT at Madison Square Garden ... Notre Dame's 2001-02 squad also played on this date, defeating Hawaii-Pacific 98-58 in the opening round of the Hawaii-Pacific Thanksgiving Classic in Honolulu, Hawaii ... The Irish went on to capture the tournament title that weekend en route to starting the season with a 7-0 record.

Scouting the Irish:

Chris Quinn and Chris Thomas combined 37 points in Notre Dame's 66-59 victory over Harvard on Friday night ... The Irish struggled offensive in the second half, converting just 6-28 field goals for 21.4 percent accuracy from the field ... It marked the second-lowest shooting percentage for a Mike Brey-coached team in a half ... Notre Dame finished the game shooting 34.8 percent from the field, marking just the eighth time during the Brey era that an Irish team has shot under 35.0 percent from the field ... Notre Dame's frontline of Jordan Cornette, Torin Francis and Dennis Latimore combined for just six fields on 21 attempts (.285) and scored just 19 points ... The Irish were outrebounded 41-35 in the game by the Crimson who had two players post double doubles — Brian Cusworth (15 pts., 13 rebs.) and Matt Stehle (13 pts., 10 rebs.) ... Notre Dame had just nine assists in the game (none in the second half) ... The Irish did, however, force 19

NOTRE DAME STARTING LINEUP:

2004-05 Statistics										
No.	Player	Pos	Ht.	Wt.	Class	PPG	RPG	Other	Notes:	
12	Jordan Cornette	F	6-10	236	Sr.	6.0	4.0	156 career blocks	Needs 45 to become Irish career shot block leader	
34	Torin Francis	F	6-11	252	Jr.	7.0	9.0	468 career rebounds	Missed final 12 games in '03-'04 with a herniated disc	
41	Dennis Latimore	F	6-9	238	Sr.	6.0	8.0	2 blocked shots	Played career-high 30 vs. Harvard	
1	Chris Thomas	G	6-1	190	Sr.	17.0	3.0	643 career assists	Eighth all-time in career scoring (1,800 points)	
2	Chris Quinn	G	6-2	185	Jr.	20.0	4.0	0 turnovers vs. Harvard	Registered sixth career 20-point outing vs. Harvard	
2004-05 Statistics										
No.	Player	Pos	Ht.	Wt.	Class	PPG	RPG	Other	Notes:	
4	John Carlson	F	6-5	248	So.	0.7	0.3	Second-year walk-on	Tight end on the Irish football team	
5	Omari Isreal	F	6-9	233	So.	3.0	1.0	Played 7 minutes vs. Harvard	Missed entire 2003-04 because of ACL surgery in Feb. '03	
11	Rick Cornett	F	6-8	256	Jr.	4.0	4.0	9 minutes played	Averaged 11.8 points and 5.5 rebounds in final four games	
15	Colin Falls	G	6-4	204	So.	4.6	1.3	37 3-Pt Field Goals	Only freshman to play in all 32 games	
21	Ben Nickol	F	6-5	218	Jr.	--	--	--	First-year walk-on	
24	Chris Murphy	F	6-6	210	Jr.	--	--	--	First year walk-on	
31	Rob Kurz	F	6-9	219	Fr.	0.0	1.0	5 minutes played	Lone freshman on Irish roster	
43	Russell Carter	G	6-4	223	So.	0.0	0.4	DNP in season opener	Played in 11 games as a freshman	
55	Greg Bosl	G	6-1	198	Sr.	--	--	6 games played in '03-'04	Second-year walk-on	

points (scoring 17 off of turnovers) and made 15 steals ... Quinn's game-high six tied a personal best ... Latimore played a career-high 30 minutes in his first game in an Irish uniform and grabbed eight rebounds ... Francis led the Irish with nine boards.

Game Time Changes:

Since the release of the initial schedule, there have been a couple of game time changes ... The road game at Seton Hall (January 5) and Villanova (January 26) have been moved to 8:00 p.m. starts instead of the original 7:30 p.m. starts that were announced ... Both games will now also be televised by ESPN2.

The Irish All-Time:

In 99 seasons, Irish teams have posted a 1549-851 mark (.645).

Irish Set For Five Repeat Games In BIG EAST Play:

Notre Dame will play Connecticut, Georgetown, Pittsburgh, Syracuse and Villanova twice (both home and away) as part of its BIG EAST Conference regular-season 16-game slate during the 2004-05 campaign ... Playing under a straight divisional format with 12 teams this year, each school will play each other at least once ... In addition to its home-and-home series with the Huskies, Hoyas, Panthers, Orange and Wildcats, Notre Dame will face Boston College, Rutgers and St. John's at home ... The Irish are scheduled for road games at Providence, Seton Hall and West Virginia.

Thomas, Francis On Wooden And Naismith Honor Rolls:

For the second consecutive year, Chris Thomas and Torin Francis are among 50 candidates for both the John R. Wooden All-America Team and Naismith Trophy award ... The Irish duo are among seven BIG EAST players named to the Wooden All-America Team, which also included five other conference players — Ryan Gomes (Providence), Carl Krauser (Pittsburgh), Gerry McNamara (Syracuse), Craig Smith (Boston College) and Hakim Warrick (Syracuse) ... All but Smith was named one of the 50 finalists for the Naismith trophy.

Home Sweet Home:

Since the inaugural season (1968-69) at the Joyce Center, Notre Dame owns a 432-131 record all-time for a .767 winning percentage ... The Irish are 47-16 (.746) at the Joyce Center during Mike Brey's four-plus seasons, and since the 1996-97 campaign, they own an 96-33 mark for a .744 winning percentage ... Notre Dame was 14-2 at home in 2002-03, winning 10-plus games for the sixth time in seven years.

Toughest Ticket in Town:

Notre Dame's success on the hardwood has paid dividends at the box office ... For the fourth consecutive year, the number of season ticket holders increased, and already this season, six games are sold out (DePaul, Syracuse, St. John's, Connecticut, UCLA and Pittsburgh) ... Notre Dame students also showed their support for the Irish as the student allotment of 3,000 was a complete sellout in less than three hours.

Irish Medical Update:

Since March, five Irish players have had some type of surgical procedure. Forward Torin Francis had back surgery on March 8 to repair a herniated disc. He returned to the basketball court in June and has been able to play with the team during its summer off-season conditioning program. Point guard Chris Thomas underwent arthroscopic surgery on his left knee on April 9 for a tear on his left kneecap. He was cleared to return to the court sometime in August. Rick Cornett had surgery for a stress fracture

2004-05 BIG EAST COACHES' PRESEASON POLL

	Pts.
1. Syracuse (9)	119
2. Connecticut(2)	106
3. Pittsburgh (10)	100
4. NOTRE DAME	88
5. Boston College	78
6. Providence	69
7. Villanova	59
8. Seton Hall	56
9. West Virginia	43
10. Rutgers	42
11. Georgetown	21
12. St. John's	11

BIG EAST Preseason Player of the Year:
Ryan Gomes — Providence

BIG EAST Preseason Rookie of the Year:
Rudy Gay — Connecticut

Preseason All-BIG EAST First Team:
Craig Smith — Boston College

Chris Thomas — Notre Dame
Carl Krauser — Pittsburgh
Chris Taft — Pittsburgh
Ryan Gomes* — Providence
Gerry McNamara — Syracuse
Hakim Warrick* — Syracuse

Preseason All-BIG EAST Second Team:
Rashad Anderson — Connecticut

Josh Boone — Connecticut
Ricky Shields — Rutgers
Kelly Whitney — Seton Hall
Allan Ray — Villanova

*denotes unanimous selection

Irish in the Preseason Polls

Lindy's — 13th
Blue Ribbon — 13th
Dick Vitale — 14th
The Sporting News — 19th
ESPN.com — 19th
Street and Smith's — 21st

Inside the Irish Numbers

By Day

On Sundays:.....	0-0
On Mondays:.....	0-0
On Tuesdays:.....	0-0
On Wednesdays:.....	0-0
On Thursdays:.....	0-0
On Fridays:.....	1-0
On Saturdays:.....	0-0

By Time

Night Games:.....	1-0
Day Games:.....	0-0

By Location

Home Games:.....	1-0
Road Games:.....	0-0
Neutral Games:.....	0-0

By Halftime Score

Lead at halftime:.....	1-0
Trail at halftime:.....	0-0
Tied at halftime:.....	0-0

By Rebound Margin

Outrebounding opponents:.....	0-0
Outrebounded by opponents:.....	1-0
Same number of rebounds.....	0-0

By Field Goal Shooting

Shoot better from field:.....	0-0
Shoot worse from field:.....	1-0
Shoot same from field:.....	0-0
Shoot 50% or better:.....	0-0
Shoot less than 50%:.....	1-0
Keep opponents under 50%:.....	1-0
Keep opponents under 40%:.....	0-0

By Free Throw Margin

Hit more free throws:.....	1-0
Hit fewer free throws:.....	0-0
Same number of free throws:.....	0-0

By Turnovers

Commit fewer turnovers:.....	1-0
Commit more turnovers:.....	0-0
Commit same number of turnovers:.....	0-0

By Margin

One-point games:.....	0-0
Two-point games:.....	0-0
Three-point games:.....	0-0
Four-point games:.....	0-0
5-10 point games:.....	1-0
11-20 point games:.....	0-0
21-30 point games:.....	0-0
31+point games:.....	0-0

By Conference

BIG EAST.....	0-0
Ivy League.....	1-0
Independent.....	0-0
Big South.....	0-0
Big 10.....	0-0
Conference USA.....	0-0
Patriot League.....	0-0
Metro Atlantic Athletic Conference.....	0-0
Mid-Continent.....	0-0
Ohio Valley.....	0-0
Pac-10.....	0-0

By Month

In November.....	1-0
In December.....	0-0
In January.....	0-0
In February.....	0-0
In March.....	0-0

(broken left foot) on July 23. Rob Kurz had surgery on September 14 for a fractured jaw and walk-on Greg Bosl had surgery recently to remove a screw in his foot after suffering a break in August.

BIG EAST Distinction:

Although Notre Dame fell one game short of recording its fourth straight 10-win season in league, the Irish own the distinction, along with Syracuse, as being the only two schools to post winning conference records each of the last four seasons ... Notre Dame has gone 11-5 (2000-01), 10-6 (2001-02), 10-6 (2002-03) and 9-7 (2003-04), while Syracuse has posted marks of 10-6 (2001-01), 9-7(2001-02), 13-3 (2002-03) and 11-5 (2003-04).

BIG EAST Season No. 10 for Irish:

The 2004-05 campaign marks Notre Dame's 10th year as a member of the BIG EAST Conference ... In nine seasons as a conference member, Notre Dame owns a 75-77 record all-time in conference regular-season play for a .493 winning percentage ... In their first five years, Irish teams were 35-53 (.398), but since Mike Brey took over the program, Notre Dame has compiled a 40-24 (.625) mark in regular-season play.

BIG EAST Formula For Success Under Brey:

Since his arrival at Notre Dame, Mike Brey has led Notre Dame to a 40-24 (.675) record in BIG EAST regular-season games and 2-4 mark in tournament play for an overall of 42-28 (.600) against league foes ... In Brey's first season, the Irish posted their first-ever winning record in BIG EAST play and won the BIG EAST West Division title with an 11-5 mark ... Prior to Brey's arrival at Notre Dame, Irish teams had a 35-53 (.398) regular-season record since joining the league in 1995-96.

BIG EAST Honor Roll:

At BIG EAST Media Day on October 27 at Madison Square Garden in New York City, Notre Dame was tabbed to finish fourth behind Syracuse, Connecticut and Pittsburgh in the regular-season race on a vote by the league's head coaches ... Chris Thomas was a preseason first-team all-BIG EAST selection, the only Irish player named to one of the preseason teams.

Over The Century Mark:

Notre Dame has scored 100-plus points five times during the Mike Brey era ... The last 100-point effort by an Irish team was in a 101-96 overtime decision at Boston College on January 25, 2003.

Thomas In Elite Scoring Company:

Chris Thomas has a career scoring average of 18.7 points per game as he stands eighth on the all-time Notre Dame career scoring list with 1,800 career points in 100 career outings ... Only four other players have scored more points in the first three seasons of their career — Austin Carr (2,560 points in 75 games), Adrian Dantley (2,223 points in 86 games), Troy Murphy (2,011 points in 94 games) and Tom Hawkins (1,820 points in 79 games).

Ironman:

Chris Thomas played an started in his 100th career game at Notre Dame in Friday night's season opener against Harvard ...He ranks second all-time in consecutive game started ... Thomas should eclipse Pat Garrity's (1994-98) career mark of 111 consecutive starts ... John Paxson (1979-83) stands third all-time with 85 consecutive starts (86 total during his career) ... Paxson started every game in his final three seasons ... Thomas has never missed a game during his Irish career and has averaged 37.7 minutes per game in those contests and been on the court 93.3 percent of the time in those 100 games having played 3766 of a possible 4035 minutes.

Lending The Assist:

Chris Thomas has led the Irish in assists in each of his three seasons (a single-season school record in 2001-02, 236 in 2002-03 and 150 in 2003-04) ... Currently the school's career assist leader with 643, he will look to become just the third player in Notre Dame history to lead the Irish in assists during all four of his season ... Rich Branning was the first player to do so as he led Notre Dame from 1976-80 and finished his career with 466 (currently sixth on the all-time list) ... David Rivers (1984-88) also led the Irish during all four of his seasons ... Rivers finished as the school's all-time career assist leader with 586 and held that record until last season when it was eclipsed by Thomas in February of 2004.

Cornette Eyes Block Record:

Jordan Cornette heads into his final campaign third on the all-time blocked shots record with 155 blocks ... He needs 46 blocks to break LaPhonso Ellis' (1988-2002) career mark of 2000 ... Ryan Humphrey (2000-02) stands second on the all-time list with 166 blocked shots ... He stands fourth all-time in blocked shots average (1.6).

Irish Head Coach Mike Brey

- Named the 17th head coach at the University of Notre Dame on July 14, 2000
- A 18-year veteran of the college ranks...
 - University of Notre Dame (head coach) — 2000-04 (four seasons)
 - University of Delaware (head coach) — 1995-2000 (five seasons)
 - Duke University (assistant coach) — 1987-95 (eight seasons)
- Has compiled a **86- 44 (.662)** record in four-plus seasons as the Irish head coach

	<u>Overall</u>	<u>BIG EAST</u>
2000-01	20-10	11-5 (1st place - West Division)
2001-02	22-11	10-6 (2nd place - West Division)
2002-03	24-10	10-6 (t3rd place - West Division)
2003-04	19-13	9-7 BIG EAST (7th place)
<u>2004-05</u>	<u>1-0</u>	<u>0-0</u>
	86- 44 (.662)	40- 24 (.625)

- Owns a 185-96 (.658) record as a head coach and has guided five of his nine teams to NCAA tournament play; seven of those teams have advanced to the postseason (two NIT appearances)
- In his first season, led Notre Dame to the 2000-01 BIG EAST West Division championship (its first league regular-season title in school history). In 2002-03, guided the Irish to their first Sweet 16 appearance since 1987
- He is only coach in the program's history to lead his teams to three consecutive 20-win seasons and three straight NCAA tournament appearances in his first three seasons
- In 2003-04, guided Notre Dame to victories over defending national champion Syracuse ('03) and eventual national champion Connecticut ('04)
- Spent eight years as an assistant coach under Mike Krzyzewski at Duke and

during that time the Blue Devils advanced to the Final Four six times and won national championships in both 1991 and '92. While there, Duke compiled a 216-65 record



- Played at DeMatha High School under legendary coach Morgan Wootten and graduated from there in 1977. Also served as an assistant coach for Wootten from 1982-87
- Received DeMatha High School's Distinguished Alumnus Award in October 2003
- Recipient of 2003 Coaches vs. Cancer Champion Award in recognition of his fund-raising efforts for the Coaches vs. Cancer Program and a member of the CVC National Council

Mike Brey vs. Ranked Opponents:

Overall: 14- 29
at Notre Dame: 14- 23
 (2003-04: 2-8; 2002-03: 5-6; 2001-02: 3-6; 2000-01: 4-3)
at Delaware: 0-6

Mike Brey in Overtime Games at Notre Dame:

Overall: 3- 0
 at Georgetown (2/9/02) 116-111 (4 OT)
 at Boston College (1/25/03) 101-96
 vs. Georgetown (2/1/03) 93-92 (2OT)

Transfer Of Influence:

Dennis Latimore is the third transfer to play under head coach Mike Brey ... He transferred to Notre Dame in the summer of 2003 after two seasons at the University of Arizona ... Ryan Humphrey was the first transfer to play for the Irish ... He played his first two seasons at the University of Oklahoma ... During his two-year career from 2000-02, he played in 60 games and averaged 16.6 points (997), 9.95 rebounds (597) and 2.8 blocked shots (166) ... Humphrey was a first-team all-BIG EAST selection in his senior season and earned second-team All-America honors from *Basketball Times* ... Dan Miller played one year (2002-03) after transferring from the University of Maryland and averaged 13.9 points and 5.7 rebounds.

In The Spirit Of Giving:

Chris Thomas' unselfish play is one of the reasons why the Irish have been successful while he has been in the Notre Dame backcourt. In the 100 games he has directed Mike Brey's teams, Thomas has helped the Irish compile a 66-34 record for a .660 winning percentage. As a freshman, he averaged 7.64 assists to rank fifth nationally. Thomas then dished off 6.9 assists (eighth in the nation) as a sophomore. He is the only player in Notre Dame history to record 200-plus assists in consecutive seasons. He has distributed 10-plus assists in 15 games during his career.

Latimore Debut:

Friday night's season opener against Harvard marked the debut for Dennis Latimore in an Irish uniform ... He played a career-high 30 minutes in starting against the Crimson ... Latimore finished with six points and grabbed eight rebounds ... His previous personal best in minutes played was 28 (vs. Oregon on January 3, 2002) ... Prior to coming to Notre Dame, he played 20-plus minutes in just eight career outings.

Francis Returns:

Torin Francis was back in the lineup in a regular season for the first time since the Connecticut (February 9, 2004) last year ... Francis missed the final 12 games of the '03-'04 campaign with a herniated disc ... In his first regular-season game back, he scored seven points and grabbed nine rebounds in 32 minutes of action ... Francis has started all 55 games of his Irish career.

The Mighty Quinn:

Chris Quinn's team-high 20 points against Harvard marked the sixth time 20-point performance of his career ... He played 38 minutes in the game against the Crimson and did not turn the ball over once ... In 11 games in 2003-04 (spanning 390 minutes), Quinn did not commit a turnover ... Last season he committed just 37 turnovers and dished off 104 assist and owned a BIG EAST best 2.81 assist-to-turnover ratio ... Also during the season, Quinn had a stretch of 159:00 minutes on the floor without a turnover.

Series Record vs. IPFW

First Meeting
Home: 0-0 , Away: 0-0, Neutral: 0-0

Poll Watching

Week AP ESPN/USA Today
 (Preseason)..... 20..... 21

Irish Career Double- Doubles

Jordan Cornette..... 3
 Torin Francis17
 Chris Thomas.....12*

*includes one triple-double in Notre Dame basketball history

**Irish All-Time vs.
2004-05 Opponents**

Team	Record
Army.....	6-0
Boston College.....	10-10
Charleston Southern	0-0
Connecticut.....	5-9
DePaul.....	50-41
Georgetown.....	9-8
Harvard.....	2-0
Indiana.....	19-47
IPFW	0-0
Marist	1-0
Michigan.....	7-12
Pittsburgh	25-23
Providence.....	8-8
Rutgers	10-10
Samford.....	0-0
Seton Hall	10-7
St. John's	16-13
Syracuse.....	15-18
UCLA	18-27
Villanova.....	10-14
Western Illinois.....	4-0
West Virginia	21-7
Total	246-254 (.492)

**IRISH ONE OF BIG EAST'S BEST
DURING LAST FOUR SEASONS**

Since Mike Brey's arrival, Notre Dame owns one of the BIG EAST's best regular-season records.

Record

Pittsburgh	46 -18 (.719)
Connecticut.....	43-21 (.672)
Syracuse.....	43-21 (.672)
Boston College.....	41-23 (.641)
NOTRE DAME	40- 24 (.625)
Providence.....	36-28 (.562)
Georgetown.....	29-35 (.453)
Villanova.....	29-35 (.453)
Seton Hall	30-34 (.469)
St. John's	25-39 (.391)
Rutgers	22-42 (.344)
West Virginia	20-44 (.313)

Threes The Key For Falls:

Colin Falls' lone basket of the game against Harvard came from three-point range ... He attempted four shots in the contest, which all came from three-point range ... During his freshman season, Falls' favorite shot was from beyond the arc ... 37 of his 47 field goals made (.787) 2003-04 came from three-point range, while 94 of his 115 attempts (.817) have been from the three-point line or beyond.

Rookie Roll Call:

Sophomore Omari Isreal and freshman Rob Kurz saw action in their first collegiate contests in the season opener against Harvard ... Isreal, who missed all of last season while recovering from the ACL surgery he had in February of 2003, played seven minutes and finished with three points (connecting on a three-pointer in the first half) and a rebound ... Kurz played five minutes and had a rebound in the contest.

Keeping It Close:

In the 44 losses suffered by Irish teams in Mike Brey's four seasons, only 12 have been by 10 or more points and have been by a combined 330 points for an averaged of 7.5 points ... Notre Dame's biggest losses have been on the road at Pittsburgh (72-55 on January 6, 2003) and against Arizona (88-71 on March 27, 2003) in the West Regional semifinal in Anaheim, Calif... Prior to those two setbacks, the worst defeat was a 16-point decision at Connecticut during Brey's first season ... Notre Dame's 11 losses during the 2001-02 season were by a combined 49 points for an average margin of defeat of 4.5 points ... Only one loss that season (versus Georgetown at the Joyce Center) was by double figures, while eight of those setbacks were by five or less points.

Block Party:

The Irish frontcourt should provide many shot-blocking opportunities this season with an opportunity to break the single-season record ... The 2002-03 team set the single-season mark with 189 blocked shots for a per game average of 5.59 ... The former mark of 178 was set during the 2000-01 season in which Notre Dame averaged 5.93 blocks ... The Irish finished the 2001-02 campaign with 163 blocks for an average of 4.94 per game ... Last year, the Irish had 139 blocks for an average of 4.34 per game ... Under head coach Mike Brey, Notre Dame has averaged 5.17 blocks per game as the Irish have registered have registered four of the top five block totals in school history.

180 And Counting:

Heading into tonight's game against IPFW, Notre Dame has hit at least one three-pointer in 180 straight games, a mark that dates back to the the 1998-99 campaign ... The last time an Irish team failed to hit a three-pointer was in a 101-70 loss to Connecticut at the Hartford Civic Center on January 12, 1999 as Notre Dame finished 0-7 from beyond the arc in the game.

All In The Family:

Freshman Rob Kurz' younger sister Laura is a freshman on the Duke women's basketball team. As a matter of fact, she played a regular-season contest on the Joyce Center floor 48 hours before her brother's home opener. The Irish women's basketball team hosted the Blue Devils in semifinal action of the Women's National Invitation Tournament on Wednesday night. Notre Dame won the game 76-65.

Irish Add Four In Early Signing Period:

Mike Brey signed four players to national letters of intent during the early signing period last week ... Joining the Irish in the fall of 2005 will be Ryan Ayers (Blue Bell, Pa.), Zach Hillesland (Toledo, Ohio), Kyle McAlarney (Staten Island, N.Y.) and Luke Zeller (Washington, Ind.) ... Ayers, a 6-7, 200-pound combination guard/forward, is the son of former Ohio State and Philadelphia 76ers head coach Randy Ayers ... He averaged 16.4 points, 8.0 rebounds and 4.6 assists during his junior year at Germantown Academy ... Hillesland is a 6-8, 220-pound forward who averaged 13.0 points, 9.0 rebounds in his junior season at St. John's Jesuit ... McAlarney, a 6-1, 170-pound point guard, already ranks as the all-time leading scorer in Staten Island prep history with 1,662 career points and a 22.6 scoring average ... His 35.6 scoring average and 907 points in 2003-04 for Moore Catholic set the Staten Island high school single-season marks ... Zeller, a 6-11, 240-pound forward/center, is a candidate for the 2005 Mr. Indiana Basketball honors ... A *Streets and Smith's* All-America selection in his junior season, he netted 19.8 points and 9.4 rebounds during his junior year at Washington.

Irish Find Success In The Classroom:

Notre Dame had its best semester ever in the classroom during the spring of 2004, combining for a 3.115 cumulative grade point average ... Seven players were named to the BIG EAST Academic All-Star Team — Greg Bosl, John Carlson, Rick Cornett, Jordan Cornette, Torrian Jones, Chris Thomas and Tom Timmermans ... To be eligible, student-athletes must have maintained a cumulative 3.0 grade point average during the school year.

Notre Dame Basketball Celebrates 100 Seasons

The 2004-05 campaign marks the 100th season for the Notre Dame basketball program. As part of the season-long celebration, a 25-man All-Century Basketball Team was announced. All-time leading Fighting Irish scorer Austin Carr headed the list of honorees. The voting was done during the past summer on Notre Dame's athletic department web site (www.und.com).

Notre Dame's centennial celebration will culminate by the Centennial Gala to be held March 5, 2005, at the University's new Performing Arts Center.


The 25 former and current Irish players named to the All-Century Basketball Team were: Bob Arnzen, Austin Carr, Matt Carroll, Adrian Dantley, LaPhonso Ellis, Pat Garrity, Tom Hawkins, Collis Jones, Leo Klier, Edward 'Moose' Krause, John Moir, Troy Murphy, Paul Nowak, Kevin O'Shea, John Paxson, Ron Reed, David Rivers, Dick Rosenthal, Walt Sahn, John Shumate, Jack Stephens, Chris Thomas, Kelly Tripucka, Bob Whitmore and Monty Williams.

A special, oversized, full-color commemorative yearbook titled "100 Seasons of Basketball: A Celebration of Irish Players and History." has been published. The book is available exclusively through the Notre Dame Bookstore (call 800-647-4641 or go to www.ndcatalogue.com). The publication contains features on the 25 members of the All-Century Team, a foreword by Austin Carr, an afterword by Chris Thomas, as well as lots of other stories and photos documenting Irish basketball history. It's a production of Notre Dame Sports Properties, PSP and the University's sports information office.

Notre Dame will hold its Centennial Gala on the night of Saturday, March 5, 2005, at the new DeBartolo Center for the Performing Arts on campus. The event follows Notre Dame's final home men's basketball game that afternoon (2:00 p.m. EST tip) at the Joyce Center against Pittsburgh (CBS Sports will nationally televise the game). The Centennial Gala will feature hors d'oeuvres and beverages at the PAC followed by a specially-produced package of video and remarks highlighting Notre Dame's 100 seasons of men's basketball. All 25 members of the All-Century Team and their families will be invited to attend and will be featured and introduced. Tickets to the Centennial Gala will be available to the general public, with details to come.

A DVD series on Notre Dame's 100 seasons of basketball is in the works through Atlas Technologies. Details of availability will be available soon.

A 100th season logo has been produced and will appear on the Irish uniforms throughout the 2004-05 season. The logo is also visible on a panel on the Joyce Center scorer's table, as well as on merchandise available through the Notre Dame Bookstore.



Notre Dame Basketball On The Big Screen:

For the second consecutive year, Notre Dame will play a record 13 games on national television during the regular season ... Last year, the Irish also made 13 national appearances during the regular season and appeared on either CBS, ESPN or ESPN2 a total of 16 times ... Since the 2000-01 season under head coach Mike Brey, Notre Dame teams have appeared on national television during the regular and post-season a total of 52 times (average of 13 per year) - it's the most television appearances in a four-year period in the program's history.

Joyce Center Sellouts:

Since the 2000-01 campaign, there have been 29 sellouts at the Joyce Center ... Notre Dame enjoyed 10 sellouts during the 2002-03 campaign, the most since the 1985-86 season. The 29 sellouts from 2000-02 are the most since the 1983-87 seasons.

Notre Dame Basketball Radio Show Returns To Logan's Roadhouse:

Logan's Roadhouse Restaurant in Mishawaka will once again be the site of the Notre Dame Basketball Radio Show during the 2004-05 season ... The 30-minute radio show will be broadcast live on Monday nights on 92.9-FM (U93 in South Bend) 10 times during the year beginning at 7:00 p.m. ... The dates of the show will be December 6, December 13, December 20, January 3, January 17, January 24, January 31, February 7, February 14 and February 28.

The Kevin White Radio Show:

A weekly half-hour talk show featuring Notre Dame athletics director Kevin White airs once again this year on Chicago's ESPN Radio 1000 (1000 AM, www.espnradio1000.com) ... Now in its fifth season, "The Kevin White Radio Show" welcomes a series of guests and prominent figures associated with college athletics, including administrators, coaches and media members.

Notre Dame Athletics Debut On Sirius Satellite Radio:

Notre Dame has increased its radio footprint when it announced an agreement on August 31 with SIRIUS Satellite Radio to become the official radio partner for Notre Dame athletics ... SIRIUS will broadcast selected Irish men's and women's basketball games during the upcoming season, in addition to football and other sporting events ... In addition, SIRIUS will aid in the development of marketing initiatives with the University's athletic department as a member of "Team Notre Dame" ... Notre Dame's agreement with SIRIUS is one of the cornerstones in the formation of SIRIUS College Sports Radio, a partnership between SIRIUS and College Sports Television (CSTV) that includes 23 major universities around the country ... SIRIUS radios for the car and home start at \$149 and are available at major retailers nationwide ... For more, visit www.sirius.com.

'Hacienda Tuition Shot' Offered At Harvard And IPFW Games:

Two Notre Dame students will get a chance at the 'Hacienda Tuition Shot' to win free tuition for the 2005-06 academic year at the next two Notre Dame men's basketball home games ... Chosen randomly, one student from Notre Dame, St. Mary's or Holy Cross will be

Student-Athlete Graduation Rate Ranks Second Nationally

The graduation rate for University of Notre Dame student-athletes ranks second among Division I-A colleges and universities, according to statistics released last week by the NCAA.

The federally mandated 2004 NCAA Graduation Rates Report, the 14th such survey issued by the association, covers students who enrolled between 1994 and 1997 at all 328 Division I institutions, including 117 in Division I-A ... The NCAA bases graduation rates on the raw percentage of student-athletes who entered an institution and graduated within six years ... Students who leave or transfer, regardless of academic standing, are considered non-graduates.

Using the NCAA formula, Notre Dame graduated a four-year average of 87 percent of its student-athletes, second only to Duke University at 90 percent, and tied with Northwestern and Stanford Universities ... The national average for Division I-A schools is 61 percent.

Among student-athletes who completed all four years of athletic eligibility at Notre Dame, 99 percent earned their degrees ... The national average is 84 percent.

Notre Dame graduated 94 percent of all women competing in varsity athletics, to rank third among peer institutions behind Northwestern at 96 percent and Duke at 95 percent. Among men, Notre Dame's 82 percent rate was third only to Duke and Stanford at 88 and 84 percent, respectively.

Notre Dame graduated 71 percent of its African-American student-athletes, ranking ninth nationally, and Irish football players graduated at a 77 percent rate, to rank eighth.

2004-05 Teleconference Schedules

Mike Brey

(All teleconferences will begin at 10:00 a.m. EST unless otherwise noted)

Call: (317) 263-8800
Passcode: 430152

Wed., Nov. 24	Charleston Southern
Wed., Dec. 1	Michigan
Mon., Dec. 6	Indiana/DePaul
Fri., Dec. 17	Army/Marist/Western Ill./Samford*
Mon., Jan. 3	Seton Hall/Villanova/Syracuse
Mon., Jan. 12	St. John's/West Virginia/Georgetown
Mon., Jan. 24	Villanova
Fri., Jan. 28	Connecticut*
Thur., Feb. 3	Syracuse/Boston College
Wed., Feb. 9	Pittsburgh/Georgetown
Thur., Feb. 17	Providence/Connecticut
Wed., Feb. 23	UCLA/Rutgers
Thur., Mar. 3	Pittsburgh

*begins at 11:00 a.m. EST

Chris Thomas

(All teleconferences will begin at 1:00 p.m. EST)

Call: (317) 263-8800
Passcode: 430152

Wed., Dec. 1 and Wed., Dec. 15
(teleconferences for the second semester will be announced at a later date)

BIG EAST Coaches Teleconferences

Media wishing to participate should phone:
(913) 981-5520

Dates:

Thur., Dec. 9	Thur. Jan. 13
Thur., Jan. 27	Thur., Feb. 10
Thur., Feb. 24	Mon., Mar. 9

The schedule of coaches is (all times Eastern):

11:00 a.m.	Jay Wright, Villanova
11:08 a.m.	Mike Brey, Notre Dame
11:16 a.m.	Al Skinner, Boston College
11:24 a.m.	Jim Calhoun, Connecticut
11:32 a.m.	Norm Robers, St. John's
11:40 a.m.	Jamie Dixon, Pittsburgh
11:48 a.m.	Jim Boeheim, Syracuse
11:56 a.m.	John Thompson, III, Georgetown
12:04 p.m.	John Beilein, West Virginia
12:12 a.m.	Louis Orr, Seton Hall
12:20 p.m.	Gary Waters, Rutgers
12:28 p.m.	Tim Welsh, Providence

called down to the court during a timeout at IPFW (Tuesday, November 23, 7:30 p.m.) contest ... The chosen student will then get one shot attempt from half court. A successful attempt will earn free tuition for the 2005-06 school year ... Students are encouraged to reach their seats before tipoff as the contestants could be selected before the game begins.

Web Site (www.und.com):

Notre Dame's official athletic department web site can be found at www.und.com ... The web site is created in partnership with College Sports Online of Carlsbad, Calif.

Upcoming Game Promotions:

IPFW (TBD) ... Charleston Southern (Notre Dame nesting dolls) ... DePaul (Glow sticks).

Leprechaun Legion

The return of Irish basketball to national prominence has brought attention, enthusiasm and excitement back to the Joyce Center ... The Notre Dame student body has been a big part of increasing the homecourt advantage ... In the spring of 2001, an organization known as the Leprechaun Legion was introduced ... Members of the University's student body formed the Leprechaun Legion to generate support at home basketball games ... The Legion sits in the east end of the Joyce Center and is extremely visible underneath the basket as members of the organization don kelly green shirts during game ... Its chief aim is to increase school spirit during games and act as a catalyst for the rest of the crowd ... This season, every student who purchased a basketball student booklet, received the "2004-05 Leprechaun Legion" shirt ... The shirts are also on sale at home games in the Notre Dame Bookstore and Varsity Shops ... Proceeds from the sale of the shirt benefit Coaches vs. Cancer.



Free Throw Shooting Down The Stretch:

In Friday night's win over Harvard, Notre Dame kept the Crimson off the free-throw line in the final five minutes of the game ... The Irish, however, went 5-6 during that stretch as Chris Quinn was 4-4 from the line and Chris Thomas finished 1-2 ... Notre Dame head coach Mike Brey wants his two backcourt stars with the ball in their hands at the end of the game ... Last year, Thomas shot 82.6 percent from the line, while Quinn connected on 80.2 percent of his shots from the charity stripe.

Irish in the Record Books

Career Scoring

1. Austin Carr (1968-71).....	2,560
2. Adrian Dantley (1973-76).....	2,223
3. Pat Garrity (1994-98).....	2,085
4. David Rivers (1984-88).....	2,058
5. Troy Murphy (1998-01).....	2,011
6. Matt Carroll (1999-2003).....	1,850
7. Tom Hawkins (1956-59).....	1,820
8. Chris Thomas (2001-present) ...	1,800

Career Scoring Average

1. Austin Carr (1968-71).....	34.6
2. Adrian Dantley (1973-76).....	25.8
3. Tom Hawkins (1956-59).....	23.0
4. John Shumate (1972-74).....	22.6
5. Troy Murphy (1998-01).....	21.4
6. Bob Arzen (1966-69).....	20.3
7. Ron Reed (1962-65).....	18.9
8. Pat Garrity (1994-98).....	18.8
Bob Whitmore (1966-69).....	18.8
10. Larry Sheffield (1962-65).....	18.7
11. Chris Thomas (2001-present)	18.0

Career Field Goals Made

1. Austin Carr (1968-71).....	1,017
2. Adrian Dantley (1973-76).....	804
3. Pat Garrity (1994-98).....	748
4. Tom Hawkins (1956-59).....	710
5. David Rivers (1984-88).....	704
6. Troy Murphy (1998-01).....	680
7. Bob Arzen (1966-69).....	666
8. Kelly Tripucka (1977-81).....	629
9. Matt Carroll (1999-03).....	628
10. Bob Whitmore (1966-69).....	609
11. David Graves (1998-02).....	603
12. Daimon Sweet (1988-92).....	601
13. Donald Williams (1974-78).....	590
14. Chris Thomas (2001-present)	589

Career Field Goals Attempted

1. Austin Carr (1968-71).....	1,925
2. Tom Hawkins (1956-59).....	1,636
3. David Rivers (1984-88).....	1,593
4. Pat Garrity (1994-98).....	1,534
5. Chris Thomas (2001-present) ...	1,503

Career Three-Point Field Goals Made

1. Matt Carroll (1999-03).....	301
2. David Graves (1998-02).....	259
3. Chris Thomas (2001-present)	252

Career Three-Point Field Goals Attempted

1. Matt Carroll (1999-03).....	769
2. Chris Thomas (2001-present)	689
3. Ryan Hoover (1992-96).....	680
4. David Graves (1998-02).....	630
5. Martin Ingelsby (1997-01).....	394
6. Antoni Wyche (1995-99).....	333
7. Pat Garrity (1994-98).....	279
8. Chris Quinn (2002-04).....	267
9. Elmer Bennett (1988-02).....	259
10. Troy Murphy (1998-01).....	191
11. Pete Miller (1986-90).....	190
12. Jamere Jackson (1986-90).....	179
13. Dan Miller (2002-03).....	166
14. Monty Williams (1989-94).....	165
David Rivers (1984-88).....	165
16. Jordan Cornette (2001-04).....	144

Career Three-Point Field Goal Percentage

1. Joe Frederick (1987-90).....	.490
2. Martin Ingelsby (1997-01).....	.424
3. David Graves (1998-02).....	.411
4. David Rivers (1985-88).....	.406
5. Keith Friel (1996-98).....	.397
6. Chris Quinn (2002-present)390
7. Matt Carroll (1999-03).....	.389
8. Jamere Jackson (1987-90).....	.380
9. Kevin Ellery (1988-91).....	.372
10. Carl Cozen (1991-94).....	.370
11. Chris Thomas (2001-present)366

Career Rebounding Average

1. Walter Sahn (1962-65).....	16.9
2. Tom Hawkins (1956-59).....	16.7
3. Ron Reed (1962-65).....	14.3
4. Michael Graney (1957-60).....	13.3
5. Robert Whitmore (1966-69).....	12.4
6. John Shumate (1972-74).....	11.6
7. Bob Arzen (1966-69).....	11.5
8. LaPhonso Ellis (1988-92).....	11.1
9. Collis Jones (1968-71).....	10.4
10. Ryan Humphrey (2000-02).....	9.9
14. Jay Miller (1962-65).....	8.9
15. Gary Novak (1971-74).....	8.7
16. Torin Francis (2002-present)	8.5

Career Assists

1. Chris Thomas (2001-present)	643
-------------------------------------	-----

Career Assist Average

1. Chris Thomas (2001-present)	6.4
2. Doug Gottlieb (1995-96).....	5.7
3. Jackie Meehan (1968-71).....	5.3
4. David Rivers (1984-88).....	5.0
5. Tim Singleton (1987-91).....	4.9
6. Martin Ingelsby (1997-01).....	4.3
7. Elmer Bennett (1988-92).....	4.2
8. Rich Branning (1976-80).....	4.1
9. John Paxson (1979-83).....	3.7
10. Admore White (1993-97).....	3.6
11. Joe Howard (1983-84).....	3.3
12. Jimmy Dillon (1996-00).....	3.2
13. Ray Martin (1973-77).....	2.9
14. David Graves (1998-02).....	2.6
Dwight Clay (1972-75).....	2.6
16. Matt Carroll (1999-03).....	2.4
Dan Miller (2002-03).....	2.4
Ryan Hoover (1992-96).....	2.4
Lamarr Justice (1991-95).....	2.4
20. Chris Quinn (2002-present)	2.3

Steals

1. David Graves (1998-02).....	202
2. David Rivers (1984-88).....	201
3. Chris Thomas (2001-present)	187

Steals Average

1. Chris Thomas (2001-present)	1.8
2. David Rivers (1984-88).....	1.7

Career Blocked Shots

1. LaPhonso Ellis (1998-92).....	200
2. Ryan Humphrey (2000-02).....	166
3. Jordan Cornette (2001-present)..	156
4. Troy Murphy (1998-01).....	126
5. Matt Gotsch (1993-97).....	97
Torin Francis (2002-present)	97

Career Blocked Shot Average

1. Ryan Humphrey (2000-02).....	2.8
2. LaPhonso Ellis (1988-92).....	2.1
3. Torin Francis (2002-present)	1.8
4. Jordan Cornette (2001-present)..	1.6

Career Free Throws Made

1. Adrian Dantley (1973-76).....	615
2. Troy Murphy (1998-01).....	587
3. David Rivers (1984-88).....	583
4. Austin Carr (1968-71).....	526
5. Pat Garrity (1994-98).....	489
6. Kelly Tripucka (1977-81).....	461
7. Donald Royal (1983-87).....	449
8. Jack Stephens (1952-55).....	426
9. Tom Hawkins (1956-59).....	400
10. Chris Thomas (2001-present)	370

Career Free Throws Attempted

1. Adrian Dantley (1973-76).....	769
2. Troy Murphy (1998-01).....	755
3. David Rivers (1984-88).....	717
4. Jack Stephens (1952-56).....	686
5. Pat Garrity (1994-98).....	655
6. Austin Carr (1968-71).....	646
7. Tom Hawkins (1956-59).....	583
8. Kelly Tripucka (1977-81).....	578
9. Donald Royal (1983-87).....	576
10. Bob Whitmore (1966-69).....	543
11. LaPhonso Ellis (1988-92).....	468
12. Elmer Bennett (1988-92).....	456
13. Richard Rosenthal (1951-54).....	453
14. Joe Bertrand (1951-54).....	443
15. Monty Williams (1989-94).....	431
16. Chris Thomas (2001-04).....	430

Career Free-Throw Percentage

1. Chris Thomas (2001-present)860
-------------------------------------	------

Career Games Started

1. Matt Carroll (1999-03).....	125
2. David Rivers (1984-88).....	116
3. Pat Garrity (1994-98).....	111
4. David Graves (1998-02).....	107
5. Chris Thomas (2001-present)	100

Notre Dame Highs and Lows Under Mike Brey

Notre Dame - Team Game High (1st Half)

Points.....57 vs. Sacred Heart (11/18/00) *
 Field Goals Made 21 vs. Pittsburgh (1/30/02) *
 21 vs. New Hampshire (11/16/01) *
 Field Goals Attempted..... 43 vs. New Hampshire (11/16/01) *
 Field Goal Percentage.....67.7% (21-31) vs. Pittsburgh (1/30/02) *
 3 PT Field Goals Made..... 9 vs. UCLA (2/28/04) *
 3 PT Field Goals Attempted..... 18 vs. UCLA (2/28/04) *
 3 PT Field Goals Percentage..... 63.6% (7-11) vs. Valparaiso (1/5/03) *
 Free Throws Made.....11 vs. Connecticut (2/9/04) *
 Free Throws Attempted14 vs. Connecticut (2/9/04) *
 Free Throw Percentage 100.0% (9-9) vs. Rutgers (1/14/03) *
 Total Rebounds..... 25 vs. New Hampshire (11/16/01) *
 Offensive Rebounds 12 vs. New Hampshire (11/16/01) *
 Defensive Rebounds19 vs. Georgetown (3/4/04) *
 Assists10 vs. Connecticut (2/9/04) *
 10 vs. New Hampshire (11/16/01) *
 Steals..... 12 vs. New Hampshire (11/16/01) *
 Blocked Shots7 vs. Connecticut (2/9/04) *
 7 vs. Belmont (11/17/02) *
 Turnovers.....9 vs. DePaul (2/14/03) *
 9 vs. Indiana (12/10/03) *
 Fouls 10 vs. Georgetown (3/8/03)

Notre Dame - Team Game High (2nd Half)

Points..... 57 vs. Tennessee-Chattanooga (11/24/01)
 Field Goals Made 20 vs. St. John's (3/13/03)
 Field Goals Attempted.....37 vs. Georgetown (2/9/02)
 Field Goal Percentage.....53.3% vs. Pittsburgh (1/12/04)
 3 PT Field Goals Made..... 11 vs. St. John's (3/6/04)
 3 PT Field Goals Attempted..... 12 vs. Connecticut (3/8/02)
 3 PT Field Goals Percentage..... 58.3% (7-12) vs. Connecticut (3/8/02)
 Free Throws Made.....20 vs. West Virginia (1/29/03) *
 Free Throws Attempted23 vs. West Virginia (1/29/03) *
 Free Throw Percentage 92.9% (13-14) vs. Rutgers (1/14/03) *
 Total Rebounds..... 9 vs. St. John's (3/16/04)
 Offensive Rebounds 3 vs. Boston College (1/25/03)
 Defensive Rebounds 27 vs. Georgetown (3/4/04) *
 Assists13 vs. St. John's (3/6/04) *
 Steals..... 5 vs. Syracuse (1/7/04) *
 Blocked Shots4 vs. Connecticut (3/11/04)
 Turnovers..... 6 vs. Rutgers (1/31/04)
 Fouls 16 vs. Rutgers (1/31/04)

Notre Dame - Team Game High (Total)

Points.....107 vs. Loyola (Chicago) (11/22/00) *
 Field Goals Made42 vs. Canisius (12/19/00) *
 Field Goals Attempted.....78 vs. New Hampshire (11/16/01) *
 Field Goal Percentage.....66.7% (34-51) vs. Pittsburgh (1/30/02) *
 3 PT Field Goals Made.....17 vs. St. John's (3/6/04) *
 3 PT Field Goals Attempted.....44 vs. Canisius (12/22/00) *
 3 PT Field Goals Percentage.....60.9% (14-23) vs. Rutgers (2/6/02) *
 Free Throws Made.....26 vs. Syracuse (1/23/01) *
 Free Throws Attempted38 vs. Sacred Heart (11/18/00) *
 Free Throw Percentage100% (5-5) vs. Illinois (3/22/03)
 Total Rebounds.....55 vs. Tennessee Tech (12/17/00) *
 Offensive Rebounds 24 vs. Seton Hall (1/8/01)
 Defensive Rebounds40 vs. Tennessee Tech (12/17/00) *
 Assists32 vs. Canisius (12/19/00) *
 Steals.....26 vs. New Hampshire (11/16/01) *
 Blocked Shots 19 vs. Belmont (12/17/02) *
 Turnovers.....20 vs. Syracuse (1/2/01)
 Fouls25 vs. Georgetown (2/1/03) *
25 vs. Pittsburgh (1/30/02) *

Notre Dame - Team Game Lows (1st Half)

Points.....19 vs. Connecticut (2/12/04) *
 Field Goals Made 6 vs. Connecticut (2/21/04)
 Field Goals Attempted..... 21 vs. Canisius College (12/22/01)
 Field Goal Percentage18.8% (6-32) vs. Connecticut (2/21/04)
 3 PT Field Goals Made..... 0 vs. West Virginia (1/7/04)
0 vs. Connecticut (1/12/99)
 3 PT Field Goals Attempted.....5 vs. Virginia Tech (1/20/04)
 3 PT Field Goals Percentage..... 8.3% (1-12) vs. Providence (1/21/03)
 Free Throws Made.....0 vs. Pittsburgh (2/7/04) *
 Free Throws Attempted0 vs. Pittsburgh (2/7/04) *
 Free Throw Percentage0.0% (0-0) vs. Pittsburgh (2/7/04) *
 Total Rebounds.....10 vs. Pittsburgh (2/9/03) *
 Offensive Rebounds1 vs. Pittsburgh (2/9/03) *
 Defensive Rebounds9 vs. Pittsburgh (2/9/03) *
 Assists4 vs. West Virginia (3/10/04)
 Steals.....2 vs. Pittsburgh (2/7/04) *
2 vs. Boston College (2/4/04)
 Blocked Shots 0 vs. Providence (2/24/04) *
 Turnovers..... 1 vs. Georgetown (3/4/04) *
 Fouls4 vs. Georgetown (3/4/04) *

Notre Dame - Team Game Lows (2nd Half)

Points.....19 vs. Valparaiso (1/5/03)
 Field Goals Made 6 vs. Purdue (3/17/04) *
6 vs. Harvard (11/19/04) *
 Field Goals Attempted.....21 vs. West Virginia (3/10/04)
 Field Goal Percentage21.4% (6-28) vs. Harvard (11/19/04) *
 3 PT Field Goals Made..... 1 vs. Seton Hall (1/12/03) *
 1 vs. Harvard (11/19/04) *
 3 PT Field Goals Attempted..... 7 vs. Pittsburgh (1/12/04)
 3 PT Field Goals Percentage.....10.0% (1-10) vs. Seton Hall (1/12/03) *
 Free Throws Made..... 0 vs. Pittsburgh (1/12/04)
 Free Throws Attempted 2 vs. Pittsburgh (1/12/04)
 Free Throw Percentage0.0% (0-2) vs. Pittsburgh (1/12/04)
 Total Rebounds.....7 vs. Rutgers (3/1/03)
 Offensive Rebounds4 vs. Connecticut (3/11/04)
 Defensive Rebounds8 vs. West Virginia (3/10/04)
 Assists0 vs. Harvard (11/19/04)
 Steals.....0 vs. Georgetown (3/4/04) *
 Blocked Shots0 vs. Pittsburgh (2/7/04) *
 Turnovers.....0 vs. West Virginia (3/10/04)
 Fouls3 vs. West Virginia (1/7/04) *

Notre Dame - Team Game Lows (Total)

Points.....50 vs. Connecticut (2/21/04)
 Field Goals Made 13 vs. Rutgers (3/1/03)
 Field Goals Attempted..... 44 vs. Canisius (12/22/01)
 Field Goal Percentage 29.7% (19-64) vs. Connecticut (2/21/04)
 3 PT Field Goals Made.....1 vs. Pittsburgh (2/3/01)
 3 PT Field Goals Attempted.....8 vs. Pittsburgh (2/3/01)
 3 PT Field Goals Percentage..... 10.5% vs. Rutgers (2/14/02)
 Free Throws Made.....2 vs. Syracuse (1/14/02)
 Free Throws Attempted4 vs. Pittsburgh (3/8/01)
 Free Throw Percentage 37.5% (3-8) vs. Pittsburgh (1/12/04)
 Total Rebounds..... 21 vs. Rutgers (3/1/03)
 Offensive Rebounds3 vs. DePaul (12/14/02) *
 Defensive Rebounds 16 vs. Miami (Ohio) (12/8/01)
 Assists6 vs. Mississippi (3/18/01)
 Steals..... 2 vs. Valparaiso (1/5/03)
 Blocked Shots1 vs. Pittsburgh (2/7/04) *
1 vs. Rutgers (6/2/02) *
 Turnovers.....4 vs. Connecticut (2/9/04) *
 Fouls 6 vs. West Virginia (1/7/04) *

* Indicates game played at the Joyce Center, Notre Dame, Ind.

The Last Time It Happened...

Notre Dame recorded a

30-Point win.....was on 12/14/02 - ND 102, DePaul 71 (31 Points)*

40-Point win.....was on 11/18/02 - ND 89, IUPUI 45 (44 Points)*

50-Point win.....was on 2/22/86 - ND 126, Miami 73 (53 Points)

30-Point loss.....was on 1/7/99 - ND 62, Villanova 93 (31 Points)*

Notre Dame shot.....

60% on FGs.....was on 12/14/02 - 60.0% (30-50) vs. DePaul (ND 102, DePaul 71)

65% on FGs.....was on 1/30/02 - 66.7% (34-51) vs. Pittsburgh (ND 89, Pittsburgh 76)*

90% on FTs.....was on 11/29/03 - 95.0% (19-20) vs. Mount St. Mary's (ND 78, Mount St. Mary's 64)*

Notre Dame.....

Won 10 games in a row.....was from 1/16/01 thru 2/24/01 - 11 straight

Won 15 games in a row.....was from 12/31/53 thru 3/9/54 - 18 straight

Won 20 games in a row.....never

Lost 5 games in a row.....was from 1/15/94 thru 1/24/94 - 6 straight

Scored 100 points.....was on 1/15/03 (ND 101 - Boston College 94)

- Scored 100 points on the road.....was on 1/15/03 (ND 101 - Boston College 94)

- Scored 100 points at a neutral site.....was on 3/12/78 (ND 100 - Houston 77) (NCAA First Round, Tulsa, OK)

- Scored 100 points and lost.....was on 3/20/71 (ND 106 - Houston 119) (NCAA Regional Semi-finals at Wichita,KS)

Allowed 100 points.....was on 2/9/02 vs. Georgetown (ND 116 - Georgetown 111)

Scored less than 50 points.....was on 11/21/97 vs. Marquette (ND 48 - Marquette 72)

Allowed less than 50 points.....was on 3/4/04 vs. Georgetown (ND 61 - Georgetown 48)*

Played an Overtime Game.....was on 2/1/03 vs. Georgetown (ND 93 - Georgetown 92)*

- Played in a Multi-Overtime Game.....was on 2/1/03 vs. Georgetown (ND 93 - Georgetown 92 - 2OT)*

Won on a "last second" shot.....was on 2/9/03 vs. Pittsburgh (ND 66 - Pittsburgh 64 - Torin Francis layup at 00:00.6)*

Had 5 double figure scorers.....was on 3/6/04 vs. St. John's (ND 89 - St. John's 62) - Chris Thomas 25 , Jordan Cornette 12, Colin Falls 11, Torrian Jones 11, Tom Timmermans 11

Had 6 double figure scorers.....was on 12/14/03 vs. DePaul (ND 82 - DePaul 69) - Jordan Cornette 17, Chris Thomas 13, Colin Falls 12, Torin Francis 12, Chris Quinn 12, Rick Cornett 10

Had 7 double figure scorers.....never

Had two double-figure rebounders.....was on 11/18/02 vs. IUPUI (ND 85 - IUPUI 45)* - Dan Miller 11, Torin Francis 10

Had two players with double-doubles.....was on 12/2/02 vs. Marquette (ND 92 - Marquette 71)* - Chris Thomas (32 pts., 10 ast.), Torin Francis (11 pts., 13 rebs.)

Had three players with double-doubles.....never

Had two 20-point scorers.....was on 2/16/04 vs. Syracuse (ND 84 - Syracuse 72) - Chris Thomas - 25, Chris Quinn - 22

Had three 20-point scorers.....was on 2/28/04 vs. UCLA (ND 75 - UCLA 60) - Chris Thomas 21, Tom Timmermans 20, Chris Quinn 20

Made 10 three-point field goals.....was on 3/10/04 - 10-18 (55.6%) vs. West Virginia (ND 65 - West Virginia 64)

Committed 10 turnovers or less.....was on 11/19/04 - 7 turnovers vs. Harvard (ND 66 - Harvard 59)*

Committed 5 turnovers or less.....was on 3/4/04 - 5 turnovers vs. Georgetown (ND 61 - Georgetown 48)

Committed 25 turnovers.....was on 2/8/00 - 26 turnovers vs. Villanova (ND 69 - Villanova 86)

Forced 25 turnovers.....was on 11/16/01 - 30 turnovers vs. New Hampshire (ND 95 - New Hampshire 53)

An Irish player had.....

25+ points.....was on 3/6/04 - Chris Thomas (25) vs. St. John's (ND 89 - St. John's 62)

30+ points.....was on 2/9/04 - Chris Thomas (31) vs. Connecticut (ND 80 - Connecticut 74)*

35+ points.....was on 3/22/04 - Chris Thomas (39) vs. Saint Louis (ND 77 - Saint Louis 66)

40+ points.....was on 11/28/93 - Monty Williams (42) vs. Valparaiso (ND 96 - Valparaiso 74)*

15 or more rebounds.....was on 1/20/04 - Torin Francis (16) vs. Virginia Tech (ND 74 - Virginia Tech 63)

20 rebounds.....was on 11/22/02 - Torin Francis (20) vs. Bucknell (ND 73, Bucknell 42)*

a "double-double".....was on 3/6/04 - Jordan Cornette (12 pts. 10 rebs) vs. St. John's (ND 89 - St. John's 62)

a "triple-double".....was on 11/16/01 - Chris Thomas (24 pts, 11 ast, 11 steals) vs. New Hampshire (ND 99 - New Hampshire 53)*

20 points and 10 rebounds.....was on 1/20/04 - Torin Francis (22 pts, 16 rebs) vs. Virginia Tech (ND 74 - Virginia Tech 63)

20 points and 20 rebounds.....was on 1/8/01 - Troy Murphy (25 pts, 20 rebs) vs. Seton Hall (ND 76 - Seton Hall 78)

10 assists.....was on 12/23/03 - Chris Thomas (11) vs. Quinnipiac (ND 79, Quinnipiac 62)*

10 blocks.....was on 11/17/02 - Jordan Cornette (11) vs. Belmont (ND 76, Belmont 48)*#

10 steals.....was on 11/16/01 - Chris Thomas (11) vs. New Hampshire (ND 99, New Hampshire 53)*#

An opposing player had.....

25+ points.....was on 3/11/04 - Ben Gordon (29), Connecticut (ND 58 - Connecticut 66)

30+ points.....was on 1/25/03 - Troy Bell (31), Boston College (ND 101 - BC 96 OT)

35+ points.....was on 2/1/03 - Mike Sweetney (38), Georgetown (ND 93 - Georgetown 92 2OT)

40+ points.....was on 2/8/87 - Danny Manning (40), Kansas (ND 60 - Kansas 70)

15 rebounds.....was on 1/10/04 - Jason Fraser (17), Villanova (ND 82 - Villanova 78)

20 rebounds.....was on 2/21/04 - Emeka Okafor (22), Connecticut(ND 50 - Connecticut 61)

a "double-double".....was on 11/19/04 - Matt Stehle (13 pts, 10 rebs) and Brian Cusworth (15 pts, 13 rebs), Harvard (ND 66 - Harvard 59)*

a "triple-double".....never

20 points and 10 rebounds.....was on 2/23/04 - Ryan Gomes (25 pts, 12 rebs), Providence (ND 59, Providence 73)*

20 points and 20 rebounds.....never

10 assists.....was on 12/4/99 - James Strong (11), Vanderbilt (ND 85 - Vanderbilt 87)*

10 blocks.....was on 1/27/73 - Bill Walton (10), UCLA (ND 63 - UCLA 82)*

10 steals.....was on 1/29/89 - Mark Macon (11), Temple (ND 64 - Temple 60)*

*indicates Notre Dame home game; #school records



Jordan Cornette

12

6- 10 • 236 • Senior • Center • Cincinnati, OH/St. Xavier

Two-time Irish captain ... needs 45 blocks to become school's career leader ... has scored in double figures and grabbed 10-plus rebounds in six games ... three career double doubles ... scored six points, grabbed four rebounds and made three steals in season opener against Harvard.

	Career Highs	2004-05 Season Highs
Points:	17 vs. DePaul (12-14-03)	6 vs. Harvard (11-19-04)
Field Goals:	6 vs. DePaul (12-14-03)	2 vs. Harvard (11-19-04)
Field Goals Attempted:	10 on four occasions	5 vs. Harvard (11-19-04)
Field-Goal Pct:	1.000 on 11 occasions	.400 vs. Harvard (11-19-04)
Three-Point Field Goals:	5 vs. DePaul (12-14-03)	—
Three-Point Field Goals Attempted:	8 vs. Pittsburgh (2-7-04)	2 vs. Harvard (11-19-04)
Three-Point Field Goal Pct.:	1.000 on four occasions	—
Free Throws:	4 vs. Miami (1-28-04)	2 vs. Harvard (11-19-04)
Free Throws Attempted:	5 vs. Indiana (12-10-03)	2 vs. Harvard (11-19-04)
Free-Throw Percentage:	1.000 on 13 occasions	1.000 vs. Harvard (11-19-04)
Rebounds:	13 vs. Belmont (11-17-02)	4 vs. Harvard (11-19-04)
Assists:	4 vs. Georgetown (3-4-04)	1 vs. Harvard (11-19-04)
Blocked Shots:	11 vs. Belmont (11-17-02)	1 vs. Harvard (11-19-04)
Steals:	4 vs. Belmont (11-17-02)	3 vs. Harvard (11-19-04)
Minutes:	39 vs. Seton Hall (2-14-04)	22 vs. Harvard (11-19-04)

Opp.	Min.	Total		Pct.	3FG- FGA	Pct.	FT- FTA	Pct.	Off.	Rebounds		PF	A	TO	BLK	Stl.	Pts.
		FG- FGA	Pct.							Def.	Total						
Harvard (S)	22	2-5	.400	0-2	.000	2-2	1.000	3	1	4	2	1	1	1	3	6	
IPFW																	
Charleston Southern																	
at Michigan																	
at Indiana																	
DePaul																	
Army																	
Marist																	
Western Illinois																	
Samford																	
at Seton Hall*																	
Villanova*																	
Syracuse*																	
St. John's*																	
at West Virginia*																	
at Georgetown*																	
at Villanova*																	
Connecticut*																	
at Syracuse*																	
Boston College*																	
at Pittsburgh*																	
Georgetown*																	
at Providence*																	
at Connecticut*																	
UCLA																	
Rutgers*																	
Pittsburgh*																	

Cornette's Career Statistics

YEAR	G- S	MIN/AVG	FG- FGA		PCT.	3- Point		FT- FTA	PCT.	O	Rebounds			AST.	STL	BLK	PF- D	PTS/AVG
			FG- FGA	PCT.		FG- FGA	PCT.				D	TOT	AVG.					
2001- 02	31-6	443/14.3	36-82	.439	3-12	.250	10-21	.476	40	62	102	3.3	16	20	17	51-2	85/2.7	
BIG EAST	15-4	236/15.7	17-41	.415	3-9	.333	5-13	.385	22	39	61	4.1	10	10	7	25-1	42/2.8	
2002- 03	34-21	658/19.4	42-92	.457	6-19	.316	13-23	.565	45	98	143	4.2	33	34	75	81-2	103/3.0	
BIG EAST	16-14	310/19.4	23-51	.451	4-10	.400	8-14	.571	29	44	73	4.6	12	17	31	39-1	58/3.6	
2003- 04	32-27	983/30.7	61-180	.339	39-111	.351	25-39	.641	63	130	193	6.0	38	33	63	88-5	186/5.8	
BIG EAST	16-13	467/29.2	27-85	.318	20-56	.357	14-18	.778	30	65	95	5.9	22	18	26	46-4	88/5.5	
2004- 05	1-1	22/22.0	2-5	.400	0-2	.000	2-2	1.000	3	1	4	4.0	1	3	1	2-0	6/6.0	
BIG EAST	0-0	0/0.0	0-0	.000	0-0	.000	0-0	.000	0	0	0	0.0	0	0	0	0-0	0/0.0	
TOTALS	98-55	2106/21.5	141-359	.392	48-144	.333	50-85	.588	151	291	442	4.5	88	90	156	222-9	380/3.9	
BIG EAST	47-31	1013/21.6	67-177	.379	27-75	.360	27-45	.600	81	148	229	4.9	44	45	64	110-6	188/4.0	



Chris Thomas

1

6- 1 • 190 • Senior • Guard • Indianapolis, IN/Pike

Two-time Irish captain ... eighth all-time leading scorer and all-time career assist leader ... ranks among the top 10 in 12 categories ... has netted double figures in 86 of 100 career games (.860) ... dished off 10-plus assists in 15 career outings ... 12 career double-doubles ... logged 40-plus minutes in 35 career games ... scored 17 points, dished off five assists and had three rebounds and three steals versus Harvard in season opener.


	Career Highs	2004-05 Season Highs
Points:	39 vs. Saint Louis (3-22-04)	17 vs. Harvard (11-19-04)
Field Goals:	12 vs. Marquette (12-2-02)	7 vs. Harvard (11-19-04)
Field Goals Attempted:	25 vs. Oregon (3-25-04)	19 vs. Harvard (11-19-04)
Field-Goal Pct:	.714 (10-14) vs. Rutgers (2-6-02)	.368 vs. Harvard (11-19-04)
Three-Point Field Goals:	7 vs. Rutgers (2-6-02)	2 vs. Harvard (11-19-04)
Three-Point Field Goals Attempted:	14 vs. Marquette (12-1-03)	7 vs. Harvard (11-19-04)
	vs. Oregon (3-25-04)	
Three-Point Field Goal Pct.:	.857 (6-7) vs. UT-Chattanooga (11-24-00)	.286 vs. Harvard (11-19-04)
Free Throws:	14 vs. Georgetown (2-1-03)	1 vs. Harvard (11-19-04)
Free Throws Attempted:	16 vs. Georgetown (2-1-03)	2 vs. Harvard (11-19-04)
Free-Throw Percentage:	1.000 on 31 occasions	.500 vs. Harvard (11-19-04)
Rebounds:	11 vs. Providence (2-24-04)	3 vs. Harvard (11-19-04)
Assists:	13 on three occasions	5 vs. Harvard (11-19-04)
Blocked Shots:	2 vs. Seton Hall (1-26-02)	-
Steals:	11 vs. New Hampshire (11-16-01)	3 vs. Harvard (11-19-04)
Minutes:	60 vs. Georgetown (2-9-02)	39 vs. Harvard (11-19-04)

Opp.	Min.	Total		Pct.	3FG- FGA	Pct.	FT- FTA	Pct.	Off.	Rebounds		PF	A	TO	BLK	Stl.	Pts.
		FG- FGA	Pct.							Def.	Total						
Harvard (S)	39	7-19	.368	2-7	.286	1-2	.500	0	3	3	2	5	2	0	3	17	

- IPFW
- Charleston Southern
- at Michigan
- at Indiana
- DePaul
- Army
- Marist
- Western Illinois
- Samford
- at Seton Hall*
- Villanova*
- Syracuse*
- St. John's*
- at West Virginia*
- at Georgetown*
- at Villanova*
- Connecticut*
- at Syracuse*
- Boston College*
- at Pittsburgh*
- Georgetown*
- at Providence*
- at Connecticut*
- UCLA
- Rutgers*
- Pittsburgh*

Thomas' Career Statistics

YEAR	G- S	MIN/AVG	FG- FGA		PCT.	3- Point		FT- FTA	PCT.	O	Rebounds			AVG.	AST.	STL	BLK	PF- D	PTS/AVG
			FG- FGA	PCT.		FG- FGA	PCT.				D	TOT							
2001-02	33-33	1255/38.0	160-413	.387	76-206	.369	120-135	.889	26	88	114	3.5	252	72	6	71-0	516/15.6		
BIG EAST	16-16	644/40.2	74-202	.366	32-105	.305	68-78	.872	12	46	58	3.6	130	32	6	32-0	248/15.5		
2002-03	34-34	1247/36.7	211-523	.403	80-208	.385	135-155	.871	34	101	135	4.0	236	62	8	80-1	637/18.7		
BIG EAST	16-16	610/38.1	102-262	.389	38-110	.345	73-86	.849	19	57	76	4.8	108	30	1	40-1	315/19.7		
2003-04	32-32	1225/38.3	211-548	.385	94-268	.351	114-138	.826	24	111	135	4.2	150	50	3	60-1	630/19.7		
BIG EAST	16-16	620/38.8	106-281	.377	49-136	.360	57-70	.814	10	62	72	4.5	73	22	2	32-1	318/19.9		
2004-05	1-1	39/39.0	7-19	.368	2-7	.351	1-2	.500	0	3	3	3.0	5	3	0	2-0	17/17.0		
BIG EAST	0-0	0/0.0	0-0	.000	0-0	.000	0-0	.000	0	0	0	0.0	0	0	0	0-0	0/0.0		
TOTALS	100-100	3766/37.7	589-1503	.392	252-689	.366	370-430	.860	84	303	387	3.9	643	187	17	213-2	1800/18.0		
BIG EAST	48-48	1874/39.0	282-745	.379	119-351	.339	198-234	.846	41	165	206	4.3	311	84	9	104-2	881/18.4		



Dennis Latimore

41

6- 9 • 238 • Senior • Forward • Halstead, KS/Halstead

Did not play the entire 2003-04 campaign after transferring to Notre Dame from Arizona in June of 2003 ... played a career-high 30 minutes in first game in an Irish uniform in season opener against Harvard ... finished with six points and eight re-

bounds in Irish debut.


	Career Highs	2004-05 Season Highs
Points:	12 vs. California (3-2-02)	6 vs. Harvard (11-19-04)
Field Goals:	9 vs. Illinois (12-4-01)	2 vs. Harvard (11-19-04)
Field Goals Attempted:	4 on three occasions	10 vs. Harvard (11-19-04)
Field-Goal Pct:	.667 (4-6) vs. California (3-2-02)	.200 vs. Harvard (11-19-04)
Three-Point Field Goals:	—	—
Three-Point Field Goals Attempted:	—	—
Three-Point Field Goal Pct.:	—	—
Free Throws:	4 on two occasions	2 vs. Harvard (11-19-04)
Free Throws Attempted:	6 on two occasions	2 vs. Harvard (11-19-04)
Free-Throw Percentage:	.667 (4-6) on two occasions	1.000 vs. Harvard (11-19-04)
Rebounds:	9 vs. Duke (3-16-02)	8 vs. Harvard (11-19-04)
Assists:	3 vs. Saint Louis (12-3-02)	2 vs. Harvard (11-19-04)
Blocked Shots:	2 on three occasions	2 vs. Harvard (11-19-04)
Steals:	1 on nine occasions	1 vs. Harvard (11-19-04)
Minutes:	30 vs. Harvard (11-19-04)	30 vs. Harvard (11-19-04)

Opp.	Min.	Total		Pct.	3FG- FGA	Pct.	FT- FTA	Pct.	Off.	Rebounds			PF	A	TO	BLK	Stl.	Pts.
		FG- FGA	Pct.							Def.	Total							
Harvard (S)	30	2-10	.200	0-0	.000	2-2	1.000	4	4	8	4	2	2	2	1	6		

- IPFW
- Charleston Southern
- at Michigan
- at Indiana
- DePaul
- Army
- Marist
- Western Illinois
- Samford
- at Seton Hall*
- Villanova*
- Syracuse*
- St. John's*
- at West Virginia*
- at Georgetown*
- at Villanova*
- Connecticut*
- at Syracuse*
- Boston College*
- at Pittsburgh*
- Georgetown*
- at Providence*
- at Connecticut*
- UCLA
- Rutgers*
- Pittsburgh*

Latimore's Career Statistics

YEAR	G- S	MIN/AVG	FG- FGA		PCT.	3- Point		FT- FTA	PCT.	Rebounds			AVG.	AST.	STL	BLK	PF- D	PTS/AVG
			FG- FGA	PCT.		FG- FGA	PCT.			O	D	TOT						
2001-02	34-0	372/10.9	26-61	.426	0-0	.000	11-28	.393	25	61	86	2.5	7	4	6	32-0	63/1.9	
2002-03	23-1	277/12.0	27-52	.519	0-0	.000	20-36	.556	20	52	72	3.1	13	4	7	13-0	74/3.2	
2004-05	1-1	30/30.0	2-10	.200	0-0	.000	2-2	1.000	4	4	8	8.0	2	1	2	4-0	6/4.0	
BIG EAST	0-0	0/0.0	0-0	.000	0-0	.000	0-0	.000	0	0	0	0.0	0	0	0	0-0	0/0.0	
TOTALS	58-1	679/11.7	55-123	.447	0-0	.000	33-66	.500	49	117	166	2.9	22	9	15	49-0	143/2.5	
BIG EAST	0-0	0/0.0	0-0	.000	0-0	.000	0-0	.000	0	0	0	0.0	0	0	0	0-0	0/0.0	



Rick Cornett

11

6-8 • 256 • Junior • Forward • Country Club Hills, IL/Homewood Christian Academy

Has scored in double figures in two career games ... came off the bench against Harvard in season opener and played nine minutes, scoring four points and grabbing four rebounds.


	Career Highs	2004-05 Season Highs
Points:	16 vs. Purdue (3-17-04)	4 vs. Harvard (11-19-04)
Field Goals:	5 vs. Connecticut (3-11-04)	2 vs. Harvard (11-19-04)
Field Goals Attempted:	7 on three occasions	4 vs. Harvard (11-19-04)
Field-Goal Pct.:	1.000 on two occasions	.500 vs. Harvard (11-19-04)
Three-Point Field Goals:	—	—
Three-Point Field Goals Attempted:	—	—
Three-Point Field Goal Pct.:	—	—
Free Throws:	8 vs. Purdue (3-17-04)	—
Free Throws Attempted:	8 vs. Purdue (3-17-04)	3 vs. Harvard (11-19-04)
Free-Throw Percentage:	1.000 on 10 occasions	—
Rebounds:	10 vs. Oregon (3-25-04)	4 vs. Harvard (11-19-04)
Assists:	2 vs. Purdue (3-17-04)	—
Blocked Shots:	2 vs. Furman (11-25-02)	—
	vs. Connecticut (3-11-04)	—
Steals:	2 on three occasions	—
Minutes:	26 vs. Purdue (3-17-04)	9 vs. Harvard (11-19-04)

Opp.	Min.	Total		Pct.	3FG- FGA	Pct.	FT- FTA	Pct.	Off.	Rebounds		PF	A	TO	BLK	Stl.	Pts.
		FG- FGA	Pct.							Def.	Total						
Harvard	9	2-4	.500	0-0	.000	0-3	.000	3	1	4	2	0	0	0	0	0	4

- IPFW
- Charleston Southern
- at Michigan
- at Indiana
- DePaul
- Army
- Marist
- Western Illinois
- Samford
- at Seton Hall*
- Villanova*
- Syracuse*
- St. John's*
- at West Virginia*
- at Georgetown*
- at Villanova*
- Connecticut*
- at Syracuse*
- Boston College*
- at Pittsburgh*
- Georgetown*
- at Providence*
- at Connecticut*
- UCLA
- Rutgers*
- Pittsburgh*

Cornett's Career Statistics

YEAR	G- S	MIN/AVG	FG- FGA	PCT.	3- Point		FT- FTA	PCT.	Rebounds			AVG.	AST.	STL	BLK	PF- D	PTS/AVG
					FG- FGA	PCT.			O	D	TOT						
2002-03	12-0	61/5.1	10-17	.588	0-0	.000	10-14	.714	2	11	13	1.1	2	0	3	7-0	30/2.5
BIG EAST	2-0	4/2.0	0-1	.000	0-0	.000	2-4	.500	1	0	1	0.5	0	0	0	0-0	2/1.0
2003-04	26-1	284/10.9	38-80	.475	0-0	.000	42-62	.677	38	51	89	3.4	4	11	7	32-0	118/4.5
BIG EAST	14-0	121/8.6	13-37	.400	0-0	.000	14-27	.519	19	25	44	3.1	0	5	2	14-0	40/2.0
2004-05	1-0	9/9.0	2-4	.500	0-0	.000	0-3	.000	3	1	4	4.0	0	0	0	2-0	4/4.0
BIG EAST	0-0	0/0.0	0-0	.000	0-0	.000	0-0	.000	0	0	0	0.0	0	0	0	0-0	0/0.0
TOTALS	39-1	354/9.1	50-101	.495	0-0	.000	52-79	.658	43	63	106	2.7	6	10	10	41-0	152/4.0
BIG EAST	16-0	125/7.8	13-38	.342	0-0	.000	16-31	.516	20	25	45	2.8	0	5	2	14-0	42/2.6



Torin Francis

34

6- 11 • 252 • Junior • Forward • Boston, MA/Tabor Academy

Captain of 2004-05 Irish ... has registered 17 career double-doubles ... scored in double figures in 35 of 55 career games and grabbed 10-plus rebounds in 20 career outings ... returned to Irish lineup for the first

time since mid-February of 2004 after undergoing back surgery and finished with seven points and team-high nine rebounds versus Harvard.


	Career	2004-05 Season Highs
Points:	25 vs. Arizona (3-27-03)	7 vs. Harvard (11-19-04)
Field Goals:	10 vs. Arizona (3-27-03)	2 vs. Harvard (11-19-04)
Field Goals Attempted:	15 vs. Rutgers (1-31-04)	6 vs. Harvard (11-19-04)
Field-Goal Pct:	1.000 on three occasions	.333 vs. Harvard (11-19-04)
Three-Point Field Goals:	1 vs. Arizona (3-27-03)	—
Three-Point Field Goals Attempted:	1 vs. Arizona (3-27-03)	—
Three-Point Field Goal Pct.:	1.000 (1-1) vs. Arizona (3-27-03)	—
Free Throws:	11 vs. Syracuse (2-15-03) vs. Marquette (12-1-03)	3 vs. Harvard (11-19-04)
Free Throws Attempted:	17 vs. Syracuse (2-15-03)	5 vs. Harvard (11-19-04)
Free-Throw Percentage:	1.000 on four occasions	.600 vs. Harvard (11-19-04)
Rebounds:	20 vs. Bucknell (11-22-03)	9 vs. Harvard (11-19-04)
Assists:	4 vs. Virginia Tech (2-22-03)	—
Blocked Shots:	8 vs. Texas (12-8-02)	2 vs. Harvard (11-19-04)
Steals:	3 vs. Seton Hall (1-12-03)	1 vs. Harvard (11-19-04)
Minutes:	40 vs. Arizona (3-27-03) vs. Marquette (12-1-03)	32 vs. Harvard (11-19-04)

Opp.	Min.	Total		3FG- FGA	Pct.	FT- FTA	Pct.	Off.	Rebounds			PF	A	TO	BLK	Stl.	Pts.
		FG- FGA	Pct.						Def.	Total							
Harvard (S)	32	2-6	.333	0-0	.000	3-5	.600	3	6	9	3	0	1	2	1	7	

IPFW
 Charleston Southern
 at Michigan
 at Indiana
 DePaul
 Army
 Marist
 Western Illinois
 Samford
 at Seton Hall*
 Villanova*
 Syracuse*
 St. John's*
 at West Virginia*
 at Georgetown*
 at Villanova*
 Connecticut*
 at Syracuse*
 Boston College*
 at Pittsburgh*
 Georgetown*
 at Providence*
 at Connecticut*
 UCLA
 Rutgers*
 Pittsburgh*

Francis' Career Statistics

YEAR	G- S	MIN/AVG	FG- FGA	PCT.	3- Point		FT- FTA	PCT.	O	Rebounds			AST.	STL	BLK	PF- D	PTS/AVG
					FG- FGA	PCT.				D	TOT	AVG.					
2002- 03	34-34	974/28.6	126-252	.500	1-1	1.000	124-181	.685	96	188	284	8.4	34	16	60	64-0	377/11.1
BIG EAST	16-16	448/28.0	48-104	.462	0-0	.000	56-83	.675	34	71	105	6.6	19	7	23	29-0	152/9.5
2003- 04	20-20	632/31.6	98-181	.567	0-2	.000	88-129	.682	61	114	175	8.8	23	7	35	47-0	284/14.2
BIG EAST	10-10	275/27.5	51-90	.567	0-0	.000	26-48	.542	26	42	68	6.8	6	1	13	23-0	128/12.8
2004- 05	1-1	32/32.0	2-6	.333	0-0	.000	3-5	.600	3	6	9	9.0	0	1	2	3-0	7/7.0
BIG EAST	0-0	0/0.0	0-0	.000	0-0	.000	0-0	.542	0	0	0	0.0	0	0	0	0-0	0/0.0
TOTALS	55-55	1638/29.8	226-439	.515	1-3	.333	215-315	.683	160	308	468	8.5	57	24	97	114-0	668/12.1
BIG EAST	26-26	723/27.7	99-194	.508	0-0	.000	82-131	.626	60	113	173	6.7	25	8	36	52-0	280/10.8



Chris Quinn

2

6- 2 • 185 • Junior • Guard • Dublin, OH/Dublin Coffman

Captain of 2004-05 Irish ... 27 career games in double figures ... has played all 67 games of his career ... registered 20-plus points for the sixth time in his career in season opener against Harvard as he led all scorers with 20 points.


	<u>Career Highs</u>	<u>2004-05 Season Highs</u>
Points:	25 vs. Quinnipiac (12-23-03) vs. Boston College (2-4-04)	20 vs. Harvard (11-19-04)
Field Goals:	9 vs. Boston College (2-4-04)	6 vs. Harvard (11-19-04)
Field Goals Attempted:	18 vs. Boston College (2-4-04)	15 vs. Harvard (11-19-04)
Field-Goal Pct:	1.000 (2-2) vs. St. John's (3-12-03)	.400 vs. Harvard (11-19-04)
Three-Point Field Goals:	6 vs. Quinnipiac (12-23-03)	1 vs. Harvard (11-19-04)
Three-Point Field Goals Attempted:	10 vs. Syracuse (1-17-04)	6 vs. Harvard (11-19-04)
Three-Point Field Goal Pct.:	1.000 on five occasions	.167 vs. Harvard (11-19-04)
Free Throws:	8 vs. Purdue (3-17-04)	7 vs. Harvard (11-19-04)
Free Throws Attempted:	9 vs. Purdue (3-17-04)	7 vs. Harvard (11-19-04)
Free-Throw Percentage:	1.000 on 18 occasions	1.000 vs. Harvard (11-19-04)
Rebounds:	6 vs. Valparaiso (1-4-03)	4
Assists:	8 vs. Miami (1-28-04)	—
Blocked Shots:	1 on eight occasions	—
Steals:	6 vs. Northern Illinois (11-24-03) vs. Harvard (11-19-04)	6 vs. Harvard (11-19-04)
Minutes:	40 on three occasions	38 vs. Harvard (11-19-04)

Opp.	Min.	Total		Pct.	3FG- FGA		Pct.	FT- FTA		Pct.	Rebounds		PF	A	TO	BLK	Stl.	Pts.
		FG- FGA	Pct.		Def.	Total												
Harvard (S)	38	6-15	.400	1-6	.167	7-7	1.000	0	4	4	1	0	0	0	6	20		

IPFW
 Charleston Southern
 at Michigan
 at Indiana
 DePaul
 Army
 Marist
 Western Illinois
 Samford
 at Seton Hall*
 Villanova*
 Syracuse*
 St. John's*
 at West Virginia*
 at Georgetown*
 at Villanova*
 Connecticut*
 at Syracuse*
 Boston College*
 at Pittsburgh*
 Georgetown*
 at Providence*
 at Connecticut*
 UCLA
 Rutgers*
 Pittsburgh*

Quinn's Career Statistics

YEAR	G- S	MIN/AVG	FG- FGA		PCT.	3- Point		PCT.	FT- FTA		PCT.	Rebounds			AVG.	AST.	STL	BLK	PF- D	PTS/AVG
			FG- FGA	PCT.		FG- FGA	PCT.		O	D		TOT								
2002- 03	34-0	521/15.3	43-90	.478	29-66	.439	16-20	.800	18	35	53	1.6	51	28	3	40-0	131/3.9			
BIG EAST	16-0	210/13.1	15-33	.455	10-25	.400	8-10	.800	13	7	20	1.3	22	12	1	15-0	48/3.0			
2003- 04	32-25	1145/35.8	153-354	.432	74-195	.379	77-96	.802	15	80	95	3.0	104	47	5	62-0	457/14.3			
BIG EAST	16-14	582/36.4	76-182	.418	38-105	.362	38-52	.731	8	41	49	3.1	60	26	4	29-0	228/14.3			
2004- 05	1-1	38/38.0	6-15	.400	1-6	.167	7-7	1.000	0	4	4	4.0	0	6	0	1-0	20/20.0			
BIG EAST	0-0	0/0.0	0-0	.000	0-0	.000	0-0	.000	0	0	0	0.0	0	0	0	0-0	0/0.0			
TOTALS	67- 26	1704/25.4	202- 459	.440	104- 267	.390	100- 123	.813	33	119	152	2.3	155	81	8	103- 0	608/9.0			
BIG EAST	32- 14	792/24.8	91- 215	.423	48- 130	.369	46- 62	.742	21	48	69	2.2	82	38	5	44- 0	276/8.6			



Russell Carter

43

6- 4 • 223 • Sophomore • Guard • Paulsboro, NJ/Paulsboro


Played in 11 games during his rookie season ... did not play in the season opener against Harvard.

	Career Highs	2004-05 Season Highs
Points:	3 vs. Mount St. Mary's (11-29-03)	—
Field Goals:	1 on three occasions	—
Field Goals Attempted:	2 on three occasions	—
Field-Goal Pct:	1.000 (1-1) vs. Georgetown (3-4-04) vs. St. John's (3-6-04)	—
Three-Point Field Goals:	1 vs. Mount St. Mary's (11-29-03) vs. Georgetown (3-4-04)	—
Three-Point Field Goals Attempted:	2 vs. Central Michigan (12-6-03)	—
Three-Point Field Goal Pct.:	1.000 (1-1) vs. Mount St. Mary's (11-29-03) vs. St. John's (3-6-04)	—
Free Throws:	1 vs. Quinnipiac (12-23-03)	—
Free Throws Attempted:	2 vs. Quinnipiac (12-23-03)	—
Free-Throw Percentage:	.500 (1-2) vs. Quinnipiac (12-23-03)	—
Rebounds:	1 on four occasions	—
Assists:	—	—
Blocked Shots:	1 vs. Mount St. Mary's (11-29-03)	—
Steals:	—	—
Minutes:	7 vs. Central Michigan	—

Opp.	Min.	Total		Pct.	3FG- FGA		Pct.	FT- FTA		Pct.	Off.	Rebounds			PF	A	TO	BLK	Stl.	Pts.
		FG- FGA	Pct.		Def.	Total														
Harvard	DNP																			
IPFW																				
Charleston Southern																				
at Michigan																				
at Indiana																				
DePaul																				
Army																				
Marist																				
Western Illinois																				
Samford																				
at Seton Hall*																				
Villanova*																				
Syracuse*																				
St. John's*																				
at West Virginia*																				
at Georgetown*																				
at Villanova*																				
Connecticut*																				
at Syracuse*																				
Boston College*																				
at Pittsburgh*																				
Georgetown*																				
at Providence*																				
at Connecticut*																				
UCLA																				
Rutgers*																				
Pittsburgh*																				

Carter's Career Statistics

YEAR	G- S	MIN/AVG	FG- FGA		PCT.	3- Point		PCT.	FT- FTA		PCT.	Rebounds			AST.	STL	BLK	PF- D	PTS/AVG
			FG- FGA	PCT.		FG- FGA	PCT.		O	D		TOT	AVG.						
2003-04	11-0	23/2.1	3-9	.333	2-5	.400	1-2	.500	1	3	4	0.4	0	1	1	5-0	9/0.8		
BIG EAST	4-0	5/1.3	2-3	.667	1-2	.500	0-0	.000	0	1	1	0.3	0	0	0	2-0	5/1.3		
2004-05	0-0	0/0.0	0-0	.000	0-0	.000	0-0	.000	0	0	0	0.0	0	0	0	0-0	0/0.0		
BIG EAST	0-0	0/0.0	0-0	.000	0-0	.000	0-0	.000	0	0	0	0.0	0	0	0	0-0	0/0.0		
TOTALS	11-0	23/2.1	3-9	.333	2-5	.400	1-2	.500	1	3	4	0.4	0	1	1	5-0	9/0.8		
BIG EAST	4-0	5/1.3	2-3	.667	1-2	.500	0-0	.000	0	1	1	0.3	0	0	0	2-0	5/1.3		



Colin Falls

15

6- 5 • 204 • Sophomore • Guard • Park Ridge, IL/Loyola Academy


Only rookie to played in all 32 games during 2003-04 season ... saw action in the season opener against Harvard.

	Career Highs	2004-05 Season Highs
Points:	12 vs. DePaul (12-14-03) vs. Villanova (1-10-04)	3 vs. Harvard (11-19-04)
Field Goals:	4 on four occasions	1 vs. Harvard (11-19-04)
Field Goals Attempted:	11 vs. Central Michigan (12-6-03)	4 vs. Harvard (11-19-04)
Field-Goal Pct:	1.000 on four occasions	.250 vs. Harvard (11-19-04)
Three-Point Field Goals:	4 vs. DePaul (12-14-03) vs. Villanova (1-10-04)	1 vs. Harvard (11-19-04)
Three-Point Field Goals Attempted:	9 vs. Central Michigan (12-6-03)	4 vs. Harvard (11-19-04)
Three-Point Field Goal Pct.:	1.000 on three occasions	.250 vs. Harvard (11-19-04)
Free Throws:	3 vs. Virginia Tech (1-20-04)	—
Free Throws Attempted:	4 vs. Virginia Tech (1-20-04)	—
Free-Throw Percentage:	1.000 on four occasions	—
Rebounds:	5 vs. Mount St. Mary's (11-29-03) vs. Quinnipiac (12-23-03)	—
Assists:	3 vs. Morehead State (12-28-03)	—
Blocked Shots:	1 vs. Mount St. Mary's (11-29-03)	—
Steals:	3 vs. Providence (2-24-04)	—
Minutes:	33 vs. Central Michigan (12-6-03)	18 vs. Harvard (11-19-04)

Opp.	Min.	Total		3FG- FGA	Pct.	FT- FTA	Pct.	Off.	Rebounds		PF	A	TO	BLK	Stl.	Pts.
		FG- FGA	Pct.						Def.	Total						
Harvard	18	1-4	.250	1-4	.250	0-0	.000	0	0	0	0	0	0	0	0	3
IPFW																
Charleston Southern																
at Michigan																
at Indiana																
DePaul																
Army																
Marist																
Western Illinois																
Samford																
at Seton Hall*																
Villanova*																
Syracuse*																
St. John's*																
at West Virginia*																
at Georgetown*																
at Villanova*																
Connecticut*																
at Syracuse*																
Boston College*																
at Pittsburgh*																
Georgetown*																
at Providence*																
at Connecticut*																
UCLA																
Rutgers*																
Pittsburgh*																

Falls' Career Statistics

YEAR	G- S	MIN/AVG	FG- FGA		PCT.	3- Point		FT- FTA	PCT.	O	Rebounds			AST.	STL	BLK	PF- D	PTS/AVG
			FG- FGA	PCT.		FG- FGA	PCT.				D	TOT	AVG.					
2003-04	32-8	499/15.6	47-115	.409		37-94	.394	16-23	.696	12	30	42	1.3	28	11	3	38-0	147/4.6
BIG EAST	16-2	196/12.3	19-45	.422		16-39	.410	11-16	.688	6	12	18	1.1	11	6	1	21-0	65/4.1
2004-05	1-0	18/18.0	1-4	.250		1-4	.250	0-0	.000	0	0	0	0.0	0	0	0	0-0	3/3.0
BIG EAST	0-0	0/0.0	0-0	.000		0-0	.000	0-0	.000	0	0	0	0.0	0	0	0	0-0	0/0.0
TOTALS	33-8	517/15.7	48-119	.403		38-98	.388	16-23	.696	12	30	42	1.3	28	11	3	38-0	150/4.5
BIG EAST	16-2	196/12.3	19-45	.422		16-39	.410	11-16	.688	6	12	18	1.1	11	6	1	21-0	65/4.1



Omari Isreal

5

6-9 • 233 • Sophomore • Forward • Rockville, MD/Our Lady of Good Counsel

Did not play during the 2003-04 season while recovering from ACL surgery in February of 2003 ... saw action in his first collegiate game in the season opener against Harvard and scored three points.


	Career Highs	2004-05 Season Highs
Points:	3 vs. Harvard (11-19-04)	3 vs. Harvard (11-19-04)
Field Goals:	1 vs. Harvard (11-19-04)	1 vs. Harvard (11-19-04)
Field Goals Attempted:	3 vs. Harvard (11-19-04)	3 vs. Harvard (11-19-04)
Field-Goal Pct:	.333 vs. Harvard (11-19-04)	.333 vs. Harvard (11-19-04)
Three-Point Field Goals:	1 vs. Harvard (11-19-04)	1 vs. Harvard (11-19-04)
Three-Point Field Goals Attempted:	1 vs. Harvard (11-19-04)	1 vs. Harvard (11-19-04)
Three-Point Field Goal Pct.:	1.000 vs. Harvard (11-19-04)	1.000 vs. Harvard (11-19-04)
Free Throws:	—	—
Free Throws Attempted:	—	—
Free-Throw Percentage:	—	—
Rebounds:	1 vs. Harvard (11-19-04)	1 vs. Harvard (11-19-04)
Assists:	1 vs. Harvard (11-19-04)	1 vs. Harvard (11-19-04)
Blocked Shots:	—	—
Steals:	1 vs. Harvard (11-19-04)	1 vs. Harvard (11-19-04)
Minutes:	7 vs. Harvard (11-19-04)	7 vs. Harvard (11-19-04)

Opp.	Min.	Total		3FG- FGA	Pct.	FT- FTA	Pct.	Off.	Rebounds		PF	A	TO	BLK	Stl.	Pts.
		FG- FGA	Pct.						Def.	Total						
Harvard	7	1-3	.333	1-3	.333	0-0	.000	1	0	1	1	1	0	0	1	3

IPFW
 Charleston Southern
 at Michigan
 at Indiana
 DePaul
 Army
 Marist
 Western Illinois
 Samford
 at Seton Hall*
 Villanova*
 Syracuse*
 St. John's*
 at West Virginia*
 at Georgetown*
 at Villanova*
 Connecticut*
 at Syracuse*
 Boston College*
 at Pittsburgh*
 Georgetown*
 at Providence*
 at Connecticut*
 UCLA
 Rutgers*
 Pittsburgh*

Isreal's Career Statistics

YEAR	G- S	MIN/AVG	FG- FGA		3- Point		FT- FTA		PCT.		Rebounds		AST.	STL	BLK	PF- D	PTS/AVG
			PCT.	PCT.	PCT.	PCT.	O	D	TOT	AVG.							
2004-05	1-0	7/7.0	1-3	.333	1-3	.333	0-0	.000	1	0	1	1.0	1	1	0	1-0	3/3.0
BIG EAST	0-0	0/0.0	0-0	.000	0-0	.000	0-0	.000	0	0	0	0.0	0	0	0	0-0	0/0.0
TOTALS	1-0	7/7.0	1-3	.333	1-3	.333	0-0	.000	1	0	1	1.0	1	1	0	1-0	3/3.0
BIG EAST	0-0	0/0.0	0-0	.000	0-0	.000	0-0	.000	0	0	0	0.0	1	0	0	0-0	0/0.0



Rob Kurz

31

6-9 • 219 • Freshman • Forward • Lower Gwynedd, PA/Penn Charter


Lone freshman on the 2004-05 Irish roster ... played in the season opener against Harvard ... sister Laura is a freshman on the Duke women's basketball team.

	Career Highs	2004-05 Season Highs
Points:	—	—
Field Goals:	—	—
Field Goals Attempted:	—	—
Field-Goal Pct:	—	—
Three-Point Field Goals:	—	—
Three-Point Field Goals Attempted:	—	—
Three-Point Field Goal Pct.:	—	—
Free Throws:	—	—
Free Throws Attempted:	—	—
Free-Throw Percentage:	—	—
Rebounds:	1 vs. Harvard (11-19-04)	1 vs. Harvard (11-19-04)
Assists:	—	—
Blocked Shots:	1 vs. Harvard (11-19-04)	1 vs. Harvard (11-19-04)
Steals:	—	—
Minutes:	5 vs. Harvard (11-19-04)	5 vs. Harvard (11-19-04)

Opp.	Min.	Total		Pct.	3FG- FGA		Pct.	FT- FTA		Pct.	Off.	Rebounds			PF	A	TO	BLK	Stl.	Pts.
		FG- FGA	Pct.		Def.	Total														
Harvard	5	0-0	.000	0-0	.000	0-0	.000	0	1	1	1	0	1	0	1	1	0	0	0	
IPFW																				
Charleston Southern																				
at Michigan																				
at Indiana																				
DePaul																				
Army																				
Marist																				
Western Illinois																				
Samford																				
at Seton Hall*																				
Villanova*																				
Syracuse*																				
St. John's*																				
at West Virginia*																				
at Georgetown*																				
at Villanova*																				
Connecticut*																				
at Syracuse*																				
Boston College*																				
at Pittsburgh*																				
Georgetown*																				
at Providence*																				
at Connecticut*																				
UCLA																				
Rutgers*																				
Pittsburgh*																				

Kurz' Career Statistics

YEAR	G-S	MIN/AVG	FG- FGA		PCT.	3- Point		PCT.	FT- FTA		PCT.	Rebounds			AST.	STL	BLK	PF- D	PTS/AVG
			FG- FGA	PCT.		FG- FGA	PCT.		O	D		TOT	AVG.						
2004-05	1-0	5/5.0	0-0	.000		0-0	.000	0-0	.000	0	1	1	1.0	0	0	1	1-0	0/0.0	
BIG EAST	0-0	0/0.0	0-0	.000		0-0	.000	0-0	.000	0	0	0	0.0	0	0	0	0-0	0/0.0	
TOTALS	1-0	5/5.0	0-0	.000		0-0	.000	0-0	.000	0	1	1	1.0	0	0	1	1-0	0/0.0	
BIG EAST	0-0	0/0.0	0-0	.000		0-0	.000	0-0	.000	0	0	0	0.0	0	0	0	0-0	0/0.0	



Greg Bosl

55

6-1 • 198 • Senior • Guard • Syosset, NY/St. Dominic

Second-year walk-on ... recently had surgery to remove a screw after breaking left foot in August ... is expected to be able to return to the court in January ... played in six games during his first season.

Bosl's Career Statistics

YEAR	G- S	MIN/AVG	3- Point				Rebounds				AST.	STL	BLK	PF- D	PTS/AVG		
			FG- FGA	PCT.	FG- FGA	PCT.	FT- FTA	PCT.	O	D						TOT	AVG.
2003- 04	6- 0	4/0.7	1- 3	.333	1- 3	.333	0- 0	.000	0	0	0	0.0	0	0	0	0- 0	3/0.5
BIG EAST	2- 0	1/0.5	0- 1	.000	0- 1	.000	0- 0	.000	0	0	0	0.0	0	0	0	0- 0	0/0.0
TOTALS	6- 0	4/0.7	1- 3	.333	1- 3	.333	0- 0	.000	0	0	0	0.0	0	0	0	0- 0	3/0.5
BIG EAST	2- 0	1/0.5	0- 1	.000	0- 1	.000	0- 0	.000	0	0	0	0.0	0	0	0	0- 0	0/0.0



John Carlson


41

6- 5 • 248 • Sophomore • Guard • Litchfield, MN/Litchfield

Second-year walk-on ... tight end on the Irish football team ... will once again join team once the football season is completed.

Carlson's Career Statistics

YEAR	G- S	MIN/AVG	3- Point				Rebounds				AST.	STL	BLK	PF- D	PTS/AVG		
			FG- FGA	PCT.	FG- FGA	PCT.	FT- FTA	PCT.	O	D						TOT	AVG.
2003- 04	3- 0	1/0.3	0- 0	.000	0- 0	.000	2- 2	1.000	0	1	1	0.3	0	0	0	0- 0	2/0.7
BIG EAST	2- 0	1/0.5	0- 0	.000	0- 0	.000	2- 2	1.000	0	1	1	0.5	0	0	0	0- 0	2/1.0
TOTALS	3- 0	1/0.3	0- 0	.000	0- 0	.000	2- 2	1.000	0	1	1	0.3	0	0	0	0- 0	2/0.7
BIG EAST	2- 0	1/0.5	0- 0	.000	0- 0	.000	2- 2	1.000	0	1	1	0.5	0	0	0	0- 0	2/1.0




Chris Murphy

24

6-6 • 210 • Junior • Forward • Downers Grove, IL/Benet Academy

First-year member of team as a walk-on.



Ben Nickol

21

6-5 • 218 • Junior • Forward • Coueur d'Alene, ID/Gonzaga Academy

First-year member of team as a walk-on.

2004- 04 Game- By- Game Statistics

<u>Opponent</u>	<u>Overall</u>		<u>3- Point</u>		<u>FT- A</u>	<u>Pct.</u>	<u>O- D- Tot.</u>	<u>PF</u>	<u>A</u>	<u>TO</u>	<u>B</u>	<u>S</u>	<u>Pts</u>
	<u>FG- A</u>	<u>Pct.</u>	<u>FG- A</u>	<u>Pct.</u>									
Harvard	22-48	.458	3-14	.214	12-19	.632	8-33-41	19	11	19	5	6	59
Notre Dame	23- 66	.348	5- 20	.250	15- 21	.714	14- 21- 35	16	9	7	6	15	65