

2006-07 Notre Dame Basketball



#19/24 Notre Dame (11-1, 0-0 BIG EAST)

vs.

Stony Brook (5-6, 0-0 American East)

Saturday, December 30, 2006 • 4:00 p.m. (EST)

Joyce Center (11,418) • Notre Dame, Ind.

2006-07 Notre Dame Schedule (11-1, 0-0)

NOVEMBER

1 Wed.	ROCKHURST (Exhibition)	W, 79-44
6 Mon.	BELLARMINE (Exhibition)	W, 85-57
10 Fri.	IPFW	W, 92-49
13 Mon.	vs. Butler (ESPNU)!	L, 69-71
14 Tue.	vs. Lafayette@	W, 92-60
19 Sun.	THE CITADEL	W, 74-50
27 Mon.	LEHIGH	W, 93-87
29 Wed.	WINSTON-SALEM STATE	W, 90-45

DECEMBER

3 Sun.	vs. Maryland (BB&T Classic) (23/19)%	W, 81-74
7 Thur.	ALABAMA (4/5) (ESPN)	W, 99-85
16 Sat.	(21/-) ELON	W, 94-63
19 Tue.	(20/-) PORTLAND	W, 86-69
21 Thur.	(20/-) ARMY	W, 88-47
28 Thur.	(19/24) RIDER	W, 101-51
Sat.	STONY BROOK	4:00 p.m. (EST)

JANUARY

3 Wed.	LOUISVILLE*	6:00 p.m. (EST)
6 Sat.	at Georgetown*	12:00 p.m. (EST)
9 Tue.	WEST VIRGINIA (ESPN2)*	7:00 p.m. (EST)
14 Sun.	SETON HALL*	2:00 p.m. (EST)
17 Wed.	at Villanova (ESPNU)*	7:00 p.m. (EST)
21 Sun.	USF*	1:00 p.m. (EST)
23 Tue.	at St. John's*	7:30 p.m. (EST)
27 Sat.	VILLANOVA (ESPN)*	4:00 p.m. (EST)
30 Tue.	at Syracuse (ESPNU)*	7:00 p.m. (EST)

FEBRUARY

3 Sat.	at USF *	8:00 p.m. (EST)
8 Thur.	at DePaul (ESPN)*	7:00 p.m. (EST)
15 Thur.	PROVIDENCE (ESPN)*	7:00 p.m. (EST)
18 Sun.	at Cincinnati (ESPNU)*	2:00 p.m. (EST)
20 Tue.	DePAUL (ESPN2)*	7:00 p.m. (EST)
24 Sat.	MARQUETTE (ABC)*	3:30 p.m. (EST)

MARCH

3 Sat.	at Rutgers (ESPN)*	4:00 p.m. (EST)
7 Wed/-	BIG EAST Championship	
10 Sat.	(Madison Square Garden)	

! — Dick's Sporting Goods NIT Season Tip-Off (First Round)
@ Consecro Fieldhouse

@ — Dick's Sporting Goods NIT Season Tip-Off (Second Round)
@ Consecro Fieldhouse

— NIT Season Tip-Off (Semifinal)

\$ — NIT Season Tip-Off (Consolation/Championship)

% — Verizon Center (Washington, D.C.)

* - BIG EAST Conference game

() — indicates Associated Press and ESPN/USA Today poll rankings at time of game



Media Information

Television: Madison Square Garden Network: Carl Reuter (play-by-play analyst) and Terry O'Connor (color analyst)

Radio: Jack Nolan (play-by-play analyst)
LaPhonso Ellis (color analyst)

Notre Dame Sports Properties originates the Notre Dame Radio Network which includes: WLS 890 AM in Chicago, Ill. (Chicago land area and Midwest); WZOW 97.7 FM and 102.3 FM in South Bend, Ind.; ESPN 950 AM in Indianapolis, Ind.; WLYV 1450 AM in Fort Wayne, Ind. and Northeast, Ind.; WLUV 96.7 AM in Rockford and DeKalb, Ill. and Beloit and Janesville, Wis.; WEFM 95.9 FM in Michigan City and Gary, Ind.; ESPN (WRSW) 1480 AM in Warsaw, Ind.; WAMW 107.9 FM and 1580 AM in Washington, Ind., Sirius Satellite Radio 159 and www.und.com.

Real-Time Stats: Live in-game statistics are available for all home games via the Notre Dame athletic website (www.und.com).

Notre Dame vs. Stony Brook:

Notre Dame plays its final non-conference game on Saturday afternoon when the Irish entertain the Stony Brook Seawolves. It's the final non-league test for the Irish before they open up BIG EAST play on Jan. 3 at home against Louisville. Coach Mike Brey's squad is coming off of a 101-51 victory over Rider two nights ago as the Irish topped the 80-plus point mark for the eighth straight game. The 50-point margin of victory was the largest ever during Brey's tenure at Notre Dame. The win also extended the Irish win streak to 10 games — the longest in the Brey era and the longest since the 1986-87 campaign (that Irish team won 11 straight). This will be the first-ever matchup between the two schools and the sixth of seven straight home games. Notre Dame owns a 9-0 mark at the Joyce Center this season and has won 11 consecutive games at home dating back to last season. The Irish are ranked in the Associated Press Poll for the third straight week, up one spot, to 19th, and made its debut this week in the ESPN/USA Today rankings at 24th. Notre Dame is ranked for the first time in both polls since the first week of December in 2004. The squad's 11-1 record marks the best start for an Irish team since the 2002-03 campaign. Notre Dame will close out the month of December with its final home on Dec. 30 against Stony Brook. The only setback for the Irish this season is a two-point decision to eventual NIT champion Butler (71-69) in the first round of the Midwest Region of the NIT Season Tip-Off at Consecro Fieldhouse in Indianapolis. The Irish are averaging 88.2 points per game (sixth in the nation) and have topped the 90-point mark seven times and scored 80-plus points 10 times.

Note The Change:

The Notre Dame-Louisville game on Wed., Jan. 3 has moved from a 7:30 p.m. start time to a 6:00 p.m. (EST) tip-off.

Irish Look To Remain Perfect In December:

A win today against Stony Brook would allow the Irish to finish with a 7-0 mark in the month of December. Only once under Mike Brey have the Irish completed action in the month of December without a loss — Brey's 2002-03 squad finished 6-0.

Quick Pace:

Notre Dame's win against Army on Dec. 21 was Notre Dame's 10th of the season and the earliest in terms of date that an Irish team has reached the 10-win plateau in the 102-year history of the program. The 2002-03 squad which began the campaign 12-1 and finished with a 24-10 record earned its 10th win of the season on Dec. 21, 2002.

TODAY'S PROBABLE STARTING LINEUP

2006-07 Statistics

No.	Player	Pos	Ht.	Wt.	Yr.	PPG.	RPG	Notes
31	Rob Kurz	F	6-9	235	Jr.	15.9	8.8	Has registered a double-double in three of the last five games
40	Luke Zeller	F/C	6-11	245	So.	5.9	2.9	Has started all 12 games; career-high 14 points against Elon
15	Colin Falls	G	6-5	200	Sr.	13.8	3.3	Played in his 100th career game against Army
23	Kyle McAlarney	G	6-1	194	So.	10.3	2.2	Made career-high seven three-pointers against Rider
43	Russell Carter	G	6-4	220	Sr.	17.4	4.8	Current 12-game double-figure scoring streak is longest of career

OFF THE BENCH

2006-07 Statistics

No.	Player	Pos	Ht.	Wt.	Yr.	PPG.	RPG	Notes
2	Tory Jackson	G	5-10	185	Fr.	4.9	1.9	Second on the team in steals (22)
11	Joe Harden	G	6-7	212	Fr.	1.0	1.4	Has played in eight games and is averaging 4.6 minutes per game
20	Jonathan Peoples	G	6-3	214	Fr.	2.5	0.5	Netted a career-high seven points against Winston-Salem St.
33	Zach Hillesland	F	6-9	227	So.	5.3	4.8	Started the Elon and Portland games in place of Colin Falls
35	Kieran Piller	G	6-2	198	Sr.	0.0	0.3	Second-year walk-on
41	Tim Andree	F	6-8	238	Fr.	0.4	0.2	First-year walk-on; Father Tim played basketball at ND (1979-83)
42	Ryan Ayers	G/F	6-8	210	So.	2.3	2.3	Scored a season-high seven points against Army
44	Luke Harangody	F	6-8	250	Fr.	12.4	6.0	Has posted four double-doubles this season

ESPN/USA Today (Week 8)

	LW
1. UCLA	1
2. North Carolina	2
3. Florida	4
4. Wisconsin	5
5. Duke	6
6. Ohio State	3
7. Arizona	9
8. Alabama	10
9. Connecticut	11
10. Kansas	12
11. Pittsburgh	7
12. Texas A&M	13
13. Washington	17
14. Oklahoma State	14
15. Butler	16
16. Wichita State	8
17. Air Force	19
18. Nevada	20
19. LSU	15
20. Oregon	23
21. Clemson	22
22. Marquette	21
23. Memphis	18
24. NOTRE DAME	NR
25. Michigan State	25

Irish Have Shown They Can Score:

Notre Dame has put up some impressive offensive numbers to date as the Irish have averaging 88.2 points per contest. Five players are averaging in double figures — **Russell Carter (17.4)**, **Rob Kurz (15.9)**, **Colin Falls (13.8)**, **Luke Harangody (12.4)** and **Kyle McAlarney (10.3)**. Notre Dame's 50-point margin of victory (101-51) against Rider the other night marked the largest margin of victory under Brey. The Irish have scored 80-plus points in each of the last eight games. The last time that occurred was during the 1976-77 campaign.

Falls Returns:

After missing the Elon (Dec. 16) and Portland (Dec. 19) games with plantar faciitis, **Colin Falls** was back in the lineup against Army on Dec. 21. Falls missed the two contests after undergoing shock wave therapy on Dec. 8. The procedure was done to treat the plantar faciitis in his left foot. Against the Black Knights he tallied a season-high 24 points in just 18 minutes of action. Falls was 9-11 from the field (after hitting his first seven shots) and was 6-8 from three-point range. Prior to the Elon game on Dec. 16, Falls had played in all 99 games of his career and made 60 consecutive starts.

Ironman:

Colin Falls' return to the court last Thursday night against Army marked the 100th career game that he had played in an Irish uniform. Falls has played in 101 career games and has been in the starting lineup on 70 occasions.

Out Of The Gate:

Notre Dame's 11-1 start is the best for the Irish since the 2002-03 campaign when that Irish squad began the season 12-1 en route to a 24-10 campaign and NCAA Tournament Sweet 16 appearance.

Points A Plenty:

After 12 contests, Notre Dame is averaging 87.1 points per game (good for sixth nationally in scoring offense). The Irish rank fifth in margin of victory at 25.6 points per game. During its recent 10-game win streak, Notre Dame's average margin of victory is 26.7 points per game

(267 points).

Back In The Polls

Notre Dame entered the polls for the first time this season at No. 21 in the Associated Press ranking on Dec. 11, marking the first time since the first week of December of 2004 that it had earned a top-25 ranking. The Irish were never ranked after that point in 2004-05 and were not ranked at all during the 2005-06 campaign. This year's appearance in the polls marks the fifth time in seven seasons under head coach Mike Brey that his team has been ranked at some point during a season. This week the Irish made their 2006-07 debut in the **ESPN/USA Today** ranking at 24th.

Brey Receives Honorary Monogram:

Notre Dame head coach Mike Brey received an honorary monogram from the Notre Dame Monogram Club at the Athletic Department's Christmas Party on Dec. 14. Honorary monograms are occasionally awarded to people who have provided exceptional service to the University, whereby extending invitations to them to be members of the Notre Dame Monogram Club. Recipients - whose identities are traditionally kept a secret until the actual ceremonies - are presented with a scroll and blue blazer adorned with the Monogram Club logo. The select group of honorary monogram winners includes such notables as the late Pope John Paul II and United States President Ronald Reagan; former University president Rev. Ted Hesburgh, C.S.C.; television personality Regis Philbin; and national-championship football coaches Ara Parseghian and Lou Holtz.

A Different Story:

Notre Dame's 81-74 win against No. 23/19 Maryland on Dec. 3 snapped a seven-game losing streak for the Irish against ranked opponents. Four nights later, on Dec. 7, Notre Dame crafted a 99-85 victory against No. 4/5 Alabama at the Joyce Center for its first win over a top-10 team since the 2004-05 campaign. Notre Dame faced eight ranked foes a year ago and were just 1-7 versus those opponents.

@ Alabama (22/21) - W, 78-71
@ Pittsburgh (22/20) - L, 97-100 (2OT)
vs. Syracuse (-/24) - L, 82-88
vs. Georgetown (21/-) - L, 82-85 (2OT)
vs. Villanova (6/6) - L, 70-72
@ West Virginia (11/11) - L, 70-71
@ Connecticut (3/4) - L, 74-75 (OT)
vs. Georgetown (23/20) - L, 63-67
(BIG EAST Tournament)

Irish Enjoy Back-To-Back Wins Versus Ranked Foes:

The last time Notre Dame faced back-to-back ranked opponents was last season during the 2005-06 campaign when the Irish played three consecutive ranked foes — Georgetown, Villanova and West Virginia. Their two consecutive wins over ranked foes Maryland and Alabama are the first back-to-back wins over ranked opponents since the 2002-03 campaign when that Irish squad put together a three-game win streak in the span of six days:

vs. Marquette (13/10) 92-71 (12/2/02)
vs. Maryland (9/8) 79-67 (12/7/02) - BB&T Classic First Round
vs. Texas (2/2) 98-92 (12/8/02) - BB&T Classic Championship Game

Irish Love The BB&T Classic:

With its win over Maryland (81-74) at the BB&T Classic on Dec. 3, Notre Dame improved to 3-0 overall in the event. The Irish won the title in December of 2002 by knocking off the defending national champion Maryland (ranked ninth and eighth in the Associated Press and ESPN/USA Today polls) 79-67 in the first round and then dispatching second-ranked Texas (who advanced to the Final Four that spring) 98-92 in the championship game.

Friendly Confines For Irish At Verizon Center:

Notre Dame's win against Maryland at the Verizon Center on Dec. 3 pushed the Irish record to 8-2 all-time in games played at the Verizon Center (formerly the MCI Center). On Sunday, the Irish were making their first appearance at the Verizon Center since suffering a 55-54 setback to Georgetown on Jan. 23, 2005. Prior to the loss, Notre Dame had won six straight at the Verizon Center. During the 2002-03 campaign, the Irish were 3-0 in the MCI Center with victories over 2001 national champion Maryland (79-67) and Texas (98-92) to win the 2002 BB&T Classic in early December and then ended the regular season with an 86-80 win over Georgetown. Notre Dame's first-ever appearance at the Verizon Center was on Feb. 7, 1998 and the Irish dropped a 76-56 decision to the Hoyas. It's first win in the building was a 77-54 victory on March 4, 2000. Four of Notre Dame's six wins in the Verizon Center have come against the Hoyas. As Notre Dame's head coach, Mike Brey is 6-1 all-time in the MCI Center (3-1 versus the Hoyas). Certainly one of the most memorable was an epic four-overtime contest as the Irish prevailed 60 minutes later with a 116-111 victory. Former Irish standout Chris Thomas played the entire game in what ranks as the longest game in Notre Dame and BIG EAST Conference history. Notre Dame is scheduled to return to the Verizon Center on Sat., Jan. 6 against Georgetown in the second game of the BIG EAST regular season.

Winning Impressively:

Seven of Notre Dame's 11 victories have been by 24 or more points as the Irish are outscoring their opponents by a +25.6 margin (87.1 to 63.6). Coach Mike Brey's squad has posted wins of 30-plus points in six games — IPFW (+43 points), Lafayette (+32 points), Winston-Salem (+45 points), Elon (+31 points), Army (+41 points) and Rider (+50). The 50-point win over Rider on Thursday night was the largest margin of victory since a 126-73 win (53 points) over Miami on Feb. 22, 1986. **The 99 points scored by Notre Dame in its victory over Alabama were the most by an Irish team over a top-10 opponent since Feb. 15, 1992 in a 101-98 victory at No. 10 Syracuse.**

Big Win:

Notre Dame's 14-point margin of victory in its win over Alabama was the fifth-largest by an Irish team over a top-five opponent (ranked in the Associated Press poll).

21 pts. 3/5/55 85-64 @ No. 4 Marquette (ND unranked)
20 pts. 3/19/78 84-64 vs. No. 3 DePaul - NCAA Third Round (ND was No. 6)
31 pts. 3/3/90 98-67 vs. No. 3 Missouri (ND unranked)
16 pts. 2/5/94 79-63 vs. No. 4 UCLA (ND unranked)
14 pts. 12/7/96 99-85 vs. No. 4 Alabama (ND unranked)

2006-07 BIG EAST Preseason Coaches' Poll

	Pts.
1. Pittsburgh (10)	219
2. Georgetown (4)	212
3. Syracuse (1)	182
4. Marquette (1)	181
5. Connecticut	173
6. Louisville	149
7. Villanova	146
8. DePaul	134
9. St. John's	105
10. Providence	102
11. NOTRE DAME	80
12. West Virginia	72
13. Cincinnati	52
14. Rutgers	49
15. Seton Hall	42
16. USF	22

First-place votes in parentheses

2006-07 Preseason All-BIG EAST Team

Jeff Adrien, Connecticut
Wilson Chander, DePaul
Sammy Mejia, DePaul
Jeff Green, Georgetown
Roy Hibbert, Georgetown
Juan Palacios, Louisville
Dominic James, Marquette
Aaron Gray, Pittsburgh
Lamont Hamilton, St. John's
Terrence Roberts, Syracuse
Curtis Sumpter, Villanova

2006-07 Preseason All-BIG EAST Honorable Mention

David Padgett, Louisville
Colin Falls, Notre Dame
Eric Devendorf, Syracuse

2006-07 Preseason BIG EAST Co-Players of the Year

Aaron Gray, Pittsburgh

2006-07 Preseason BIG EAST Rookie of the Year

Paul Harris, Syracuse

**Associated Press
(Week 8)**

	LW	
1.		1
2.		2
3.		5
4.		4
5.		6
6.		3
7.		9
8.	Alabama	10
9.	Kansas	11
10.	Pittsburgh	7
11.	Texas A&M	13
12.	Connecticut	14
13.	OKlahoma State	15
14.	Washington	17
15.	Butler	16
16.	Wichita State	8
17.	LSU	12
18.	Marquette	19
19.	NOTRE DAME	20
20.	Oregon	21
21.	Tennessee	NR
22.	Memphis	18
23.	Air Force	24
24.	Nevada	25
25.	Clemson	NR

Irish 1-1 At NIT:

Notre Dame finished with a 1-1 record in the two games of the Dick's Sporting Goods NIT Season Tip-Off Midwest Region held at Conseco Fieldhouse in Indianapolis.

vs. Butler: The Irish dropped a tough two-point decision (71-69) against Butler. In that contest, **Colin Falls** and **Luke Harangody** led Notre Dame with 17 points each, while **Russell Carter** added 15. Harangody also registered the first double-double of his young career as he grabbed 10 boards. The Irish shot 48.1 percent from the field and 58.8 percent from three-point range, while Butler connected on 49.1 percent overall from the floor.

vs. Lafayette: Notre Dame shot a blistering 72.0 percent (18-25) from the floor en route to the 32-point victory (92-60) and was 35-60 overall from the field (58.3%). **Russell Carter** notched his second 20-point outing of the season as he finished with 20 points to lead four Irish players in double figures. **Luke Harangody** tossed in a career-high points, while **Rob Kurz** added 16 points and eight rebounds. Rookie **Tory Jackson** tossed in 10 points. **Kyle McAlarney** dished off a career-high 12 assists in the game as part of Notre Dame's 28 assists overall in the contest.

What's Not To Like About These Numbers:

Here are some of the impressive numbers from Notre Dame's season-opening win over IPFW...

- Notre Dame shot 61.5 percent in the first half.
- Notre Dame's 55 first-half points were the second-most ever scored by the Irish in the first half under Mike Brey.
- The +26 differential in rebounding (54-28) is the largest ever by an Irish team under Mike Brey in six-plus seasons and the third-most rebounds in a regulation game.
- The 92 points were the most scored in season opener since the 2001-02 season (99-53 vs. New Hampshire on Nov. 16, 2001).
- The 43-point margin of victory was the most since an 89-45 (44 points) win over IUPUI on Nov. 18, 2002.

The Captains:

Senior **Colin Falls** and junior **Rob Kurz** were selected captains by a vote of their teammates. Kurz' selection marks the third time in four years that the Irish have had a junior serving as a team cap-

tain.

Early Start:

Notre Dame's season opener against IPFW marked the earliest start date ever in the 102-year history of the program. The earliest start date prior to this had been in 1998 when that Irish squad opened up the 1998-99 campaign with a 76-65 loss to Miami of Ohio on Nov. 13.

Irish in Season Openers:

Notre Dame owns an all-time record of 84-18 (.824) in season openers and have won all seven of its openers under head coach Mike Brey. Since the opening of the Joyce Center in 1968-69, Irish teams are 33-6 (.846) in home openers. The last time Notre Dame lost a season opener at home was to Miami of Ohio on November 13, 1998.

Irish Roll Under Brey In November:

Notre Dame completed the month of November with a 5-1 record. Under head coach Mike Brey, the Irish are 26-3 (.897) all-time in games played during the month of November. The three November losses have been to Creighton 80-75 in the championship game of the Guardians Classic on Nov. 26, 2002; to North Carolina State (61-48) at the John R. Wooden Tradition at Conseco Fieldhouse in Indianapolis on Nov. 26; and to Butler (71-69) on Nov. 13 in the first round of the NIT Season Tip-Off.

The Irish All-Time:

The 2006-07 men's basketball campaign marks the 102nd season of basketball and 12th as a member of the BIG EAST Conference. In 101-plus seasons, Irish teams have posted a 1591-878 record for a .644 winning percentage. In BIG EAST play, Notre Dame owns an 90-94 (.489) record all-time in conference regular-season play.

Key Runs:

Notre Dame used key second-half runs and exploded for 52 and 50 points respectively in the second 20-minute stanza of each game in recent wins over Maryland and Alabama.

vs. Maryland: The Irish scored 52 second-half points, outscoring the Terrapins 52-42. Trailing 44-37, Notre Dame used a 25-7 run in a span of five minutes and turned the seven-point deficit into an 11-point advantage in just over five minutes.

vs. Alabama: Notre Dame outscored the Crimson Tide 50-36 in the second half after the two teams were knotted at 49-49 at the break. The Irish trailed by nine points with just over 11 minutes to play in the first half. Trailing 66-62 with 14:28 to play, Notre Dame took the lead for good at the 13:23 mark and used an 18-9 run to open up a 10-point advantage with five minutes remaining in the contest. Alabama cut the deficit to three (85-82) with 3:02 to play, but closed out the game with a 14-3 run and led by as many as 17 (99-82) with 19 second left in the contest.

Second Half Spurt:

Notre Dame has outscored its opponents 539-403 (44.9 to 33.5) in the second half of games this season. In three of the last six games, the Irish have topped the 50-point mark in the second half.

	<u>Halftime Score</u>	<u>Second Half</u>	<u>Final Outcome</u>
vs. Maryland	trailed 29-32	52-42	81-74
vs. Alabama	tied 49-49	50-36	99-85
vs. Portland	led 35-29	51-40	86-69

Always In It:

Since the 2005-06 campaign, Notre Dame's 15 losses have been by a combined 61 points for an average of 4.1 points per game. The 14 setbacks a year ago were by a total of 59 points (4.2 points). The only double-digit loss was to North Carolina State (61-47). The Irish suffered 10 BIG EAST losses during the regular season and those were by a combined 35 points (3.5).

Carter Honored By BIG EAST For Second Time This Season:

For the second time this season, **Russell Carter** was honored by the BIG EAST Conference as he was named to the league's weekly Honor Roll following last week's performances against Portland and Army. In the two games, he averaged 20.0 points and shot 53.8 percent from three-point range. Carter scored a career-high 28 points against Portland as he connected on 8-16 from the field, 5-10 from three-point range and 7-8 from the free-throw line. He followed that up with a 12-point effort against Army two nights later.

Carter, McAlarney Grab BIG EAST Honors In Same Week:

Russell Carter's career-high 27-point performance in Notre Dame's win over No. 4 Alabama earned him BIG EAST Player of the Week honors for the first time in his career (last season he was named to the conference's weekly honor roll). Carter was 9-16 from the field and 6-11 from three-point range, in addition to grabbing five rebounds and making five steals. **Kyle McAlarney** was named to the BIG EAST Weekly Honor Roll for the second time in his career this week following his career-high 20-point outing against Alabama as he finished 7-9 from the field and 4-6 from in back of the arc.

Harangody Nabs First BIG EAST Weekly Honor:

Freshman **Luke Harangody** was named the BIG EAST Rookie of the Week on Nov. 20 as the league handed out its inaugural weekly honors for the 2006-07 season. He averaged 16.3 points and 6.0 rebounds in Notre Dame's first four outings and became the first Irish rookie since Torin Francis in 2002-03 to earn the league's rookie-of-the-week honor. Harangody has scored in double figures in all four games and is the first freshman since Troy Murphy in 1998-99 to net double figures in his first four collegiate outings.

Kurz Earns BIG EAST Honor Roll Recognition Twice:

For the second time in his career, junior **Rob Kurz** was named to the BIG EAST Weekly Honor Roll after leading the Irish to a 3-0 week in wins over Lehigh, Winston-Salem St. and Maryland. Kurz averaged 19.6 points and 7.7 rebounds and shot 72.7 percent from the field (16-22). He also was named to the honor roll after scoring 16 points and grabbing 12 rebounds against Elon. Kurz also had seven assists and four blocked shots in the game.

Hard-NOSEd Player:

Junior **Rob Kurz** sustained a broken nose in practice on Nov. 5 after being elbowed accidentally by teammate **Luke Harangody**. He underwent surgery on the morning of Nov. 6 at 10:30 a.m. and was in street clothes that evening sitting on the bench in the exhibition game against Bellarmine. He returned to practice on Nov. 8.

Keeping It Close:

In the 71 losses suffered by Irish teams in Mike Brey's six-plus seasons, only 16 have been by 10 or more points and have been by a combined 460 for an average of 6.5 points per game. Notre Dame's biggest losses have been on the road at Pittsburgh (72-55 on Jan. 5, 2003) and against Arizona (88-71 on March 27, 2003) in the NCAA West Regional semifinal in Anaheim, Calif. Prior to those setbacks, the worst defeat was a 16-point decision at Connecticut during Brey's first season.

Over The Century Mark:

Notre Dame's 101-51 victory over Rider two nights ago marked the seventh time in the Mike Brey era that an Irish team has topped the 100-point plateau. The last time Notre Dame scored 100-plus points was on Feb. 18, 2006 in a 102-91 victory at Seton Hall.

Going Overtime:

Notre Dame played five overtime games last season, matching the school record set during the 1955-56 campaign when that Irish team finished 1-4 in overtime contests. Three of those contests a year ago were decided in double overtime. The Irish were 0-5 in overtime games a year ago.

Seven Straight Postseason Appearances:

Since 2000, Notre Dame has appeared in either the NCAA or NIT tournaments each of the last seven years. The Irish played in the 2000 NIT and then earned consecutive NCAA tournament berths — 2001, '02, '03, followed by NIT appearances in '04, '05 and '06. This is the longest stretch of postseason appearances for Irish teams since making eight straight from 1983-90 (NIT in 1983 and '84 and NCAA from 1985-90).

Big Luke=Big Numbers:

After 12 games, freshman **Luke Harangody** is fourth on the team in scoring (12.4) and second in rebounding (6.0). He has scored in double figures in 10 games and was the first Notre Dame freshman since Troy Murphy in 1998-99 to begin his rookie season scoring in double figures in five straight games. Murphy began his career by scoring in double figures in 12 consecutive outings. Harangody recorded the first double-double of his career since Torin Francis in November of 2002 when he scored 17 points and grabbed 10 rebounds the loss to Butler. In back-to-back games against Lafayette and The Citadel, he produced consecutive 18-point outings. Against the Leopards on Nov. 14, he finished with a career-best 17 points as he connected on 7-12 shots from the field and against the Bulldogs, he was 7-9 from the field and 4-4 from the free-throw line. Harangody registered his second double-double of the season against Elon as he finished with 12 points and 10 rebounds. In each of the last two contests, he has posted a double-double — Army (10 points and career-high 12 rebounds) and Rider. He also had a double-double in Notre Dame's win over Army as he scored 10 points and grabbed a career-high 12 rebounds and followed that up with 18 points and 10 rebounds against Rider. Harangody is shooting 52.4 percent from the field (55-105) and 86.7 percent (39-45) from the free-throw line.

Outscoring The Opponent:

In the 74-50 win over The Citadel on Nov. 19, Notre Dame held a 40-12 advantage at the break as the Irish limited the Bulldogs to just 21.7 percent shooting in the half (5-23). The 12 points were the fewest allowed by a Notre Dame team under Mike Brey in six-plus seasons. **Luke Harangody** came off the bench and scored 16 first-half points (7-9 from the field and 2-2 from the free-throw line) in 11 minutes, not only averaging 1.5 points per minute, but also outscoring the entire Citadel squad in the first 20 minutes of the contest.

Hot Shooting:

Notre Dame is shooting 50.0 percent from the field (354-708) and 40.0 percent from three-point range (113-277). The Irish have shot better than 50.0 percent from the field in seven games this season — (54.0 percent (34-63) vs. IPFW, 58.3 percent (35-60) against Lafayette, 54.5 percent (31-55) vs. Lehigh, 57.1 percent (32-56) against Winston-Salem St., 51.6 percent (32-62) vs. Alabama, 52.5 (31-59) vs. Army and against Rider, 51.5 percent (34-66). In the Lafayette game, Notre Dame shot a blistering 72.0 percent (18-25) in the second half, the highest field goal percentage ever by an Irish team in a half under head coach Mike Brey. Prior to its game against The Citadel, Notre Dame had not shot below 48.0 percent in a game as the Irish also connected on 48.1 percent (25-52) in their loss to Butler. Against Portland, Notre Dame shot a season-low 40.7 percent (22-54).

Board Dominance:

Not known in recent years to be a dominant rebounding team, Notre Dame has been exceptional on the boards this season and is currently outrebounding its opponent 40.5 to 29.4 for a +11.1 advantage (11th nationally). The Irish outrebounded each of its first seven opponents — IPFW (54-28), Butler (29-24), Lafayette (35-23), The Citadel (40-34), Lehigh (32-24), Winston-Salem St. (46-25) and Maryland (40-37) before being outrebounded 45-32 against Alabama. Notre Dame ranks 11th nationally in rebounding margin and have outrebounded 11 of its 12 opponents.

BIG EAST Breakdown:

Notre Dame will play DePaul, USF and Villanova twice as part of its 16-game BIG EAST schedule. As was the case in 2005-06, each team will face 10 opponents once and three opponents twice (both home and away), but will not play two teams. The Irish will play home games against Louisville, Marquette, Providence, Seton Hall and West Virginia and will face Cincinnati, Georgetown, Rutgers, St. John's and Syracuse on the road. The two schools Notre Dame will not play during the upcoming campaign are Connecticut and Pittsburgh.

Series Record vs. Stony Brook:

This will be the first-ever meeting between the two schools.

Russellmania:

Russell Carter is the only Irish player who has scored in double figures in all 12 games this season and leads the team in scoring with an 17.6 scoring average. His career-high 28-point effort against Portland on Dec. 19 marked the fifth time this season and eighth time in his career that he has scored 20-plus points. His 12-point effort against Army last Thursday snapped a three-game streak in which he had registered 20-plus points (the second time in his career that he has done that). In the three games (Alabama, Elon and Portland) in which he posted 20-plus point efforts, he averaged 25.3 points — the highest three-game scoring average and most points (76) in his career.

Lafayette Brings Out Best in Kurz:

Two of junior forward **Rob Kurz**' best games have come against Lafayette, ironically, the alma mater of both of his parents. In the 2005 season opener, Kurz scored a career-high 18 points on 8-10 shooting from the field (1-1 from three-point range and 1-1 from the line) and grabbed eight rebounds in 25 minutes of action. In Notre Dame's win on Nov. 14 versus the Leopards, he scored 16 points and again hauled in eight boards as he shot 7-10 from the field and 2-2 from three-point range. In the two games, he shot 75.0 percent (15-20) from the field and was perfect from three-point range (3-3).

Double The Pleasure:

Rob Kurz' 21 points and 11 rebounds against Portland was his third double-double in as many games and fifth of the season. It was the first time in his career that he has recorded a double-double in three consecutive games. The last player to post three consecutive double-doubles was Ryan Humphrey (he had 11) during the 2001-02 campaign. **Luke Harangody** is second on the team with four doubles, including one in each of the last two games against Army and Rider.

BIG EAST Formula For Success Under Brey:

Since his arrival at Notre Dame, **Mike Brey** has led Notre Dame to a 55-41 (.573) record in BIG EAST regular-season games and a 2-6 mark in tournament play for an overall record of 57-47 (.548) against league foes. In Brey's first season, the Irish posted their first-ever winning record in BIG EAST play and won the BIG EAST West Division title with an 11-5 mark. Prior to Brey's arrival at Notre Dame, Irish teams had a 35-53 (.398) regular-season record since joining the league in 1995-96.

248 And Counting:

Heading into tonight's game against Rider, Notre Dame has hit at least one three-pointer in 248 straight games, a mark that dates back to the 1998-99 campaign. The last time an Irish team failed to hit a three-pointer was a 101-70 loss to Connecticut at the Hartford Civic Center on Jan. 12, 1999 as Notre Dame finished 0-7 from beyond the arc in the game. The 2005-06 Irish squad set the single-season record with 288 three-pointers.

Spreading the Wealth:

Notre Dame is averaging 19.7 assists per game (tied for seventh nationally) and had a season-high 28 against Lafayette with 35 baskets coming off of 28 assists. Twelve of those assists in the game were dished out by **Kyle McAlarney**, which marked a career-best for the Irish sophomore. This year, Notre Dame owns a 0.67 assist-to-basket ratio (236 assists on 354 baskets). Eight players have 10 or more assists.

Who's It Going To Be This Time:

Five players are averaging double figures for the Irish this season. **Russell Carter** leads the team with a 17.4 scoring average, followed by **Rob Kurz** (15.9), **Colin Falls** (13.8), **Luke Harangody** (11.9) and **Kyle McAlarney** (10.3). Through the first 12 games, five different players have led the Irish in scoring this season. Carter has led the Irish in the scoring column on five occasions and Kurz three times. Both Harangody and Falls have been the top scorers twice, while McAlarney has led the Irish on one occasion.

Home Sweet Home:

Since the inaugural season in 1968-69 at the Joyce Center, Notre Dame owns a 465-141 record all-time for a .767 winning percentage. The Irish are 80-27 (.748) at the Joyce Center during Mike Brey's six-plus seasons, and since the 1996-97 campaign, they own a 128-42 mark for a .753 winning percentage. Notre Dame's 11-5 mark in 2005-06 at home marked the eighth time in nine years that the Irish won 10 or more home games. The Irish played their 600th game at the Joyce Center on Nov. 27, 2006 versus Lehigh.

Almost Perfect:

Rob Kurz leads the team in free-throw percentage as he is shooting 87.8 percent from the charity stripe (65-74). He missed two free throws in the Elon game which ended a string of 30 consecutive made. Prior to that, had not missed an attempt since his last attempt of the first half against Lehigh. In the win over the Leopards, he was 10-10 from the line in the second half and followed that up by going 8-8 versus Winston-Salem St. and was 4-4 from the line in both games against Maryland and Alabama. He is Notre Dame's best free-throw shooter in the last five minutes of the game having converted all 12 of his attempts.

Free-Throw Shooting in Final Five Minutes and Overtime:

Tim Andree	0-2 (.000)
Ryan Ayers	2-2 (1.000)
Russell Carter	2-2 (1.000)
Colin Falls	10-11 (.909)
Luke Harangody	6-6 (1.000)
Joe Harden	3-3 (1.000)
Zach Hillesland	5-10 (.500)
Tory Jackson	4-8 (.500)
Rob Kurz	12-12 (1.000)
Kyle McAlarney	4-5 (.800)
Jonathan Peoples	5-6 (.833)
Kieran Piller	0-2 (.000)
Luke Zeller	1-1 (1.000)
	54-70 (.771)
Opponents	22-34 (.647)

Welcome To The Club:

Senior **Colin Falls** became the 46th player in Notre Dame history to score 1,000 points in his 13-point outing against Winston-Salem St. on Nov. 29. Falls has 1,065 career points for a 10.5 career scoring average. He has played in 101 career outings and started 70.

Free Falls-ing:

In 101 career outings, 259 of **Colin Falls'** 314 career field goals have come from three-point range which translates into an 82.5 percentage. Last season, he set the school record for three-point field goals made with 102 and is the only player in Notre Dame history with 90-plus three-pointers in two seasons (he also had 93 as a sophomore in 2004-05). During his career, he has connected on 259 of 648 three-point field goal attempts for a 40.0 percent accuracy from the field. Falls needs 44

Irish On The Road Under Brey:

	<u>Away</u>	<u>Neutral</u>	<u>Overall</u>
2006-07	0-0.....	2-1.....	2-1
2005-06	4-7.....	0-2.....	4-9
2004-05	4-6.....	0-1.....	4-7
2003-04	6-5.....	2-1.....	8-6
2002-03	4-5.....	6-3.....	10-8
2001-02	8-4.....	5-3.....	13-7
2000-01	6-4.....	2-2.....	8-6
Totals	32-31	17-13	49-44
	(.508).....	(.567).....	(.527)

three-point field goals this season to eclipse Chris Thomas' career mark of 302 he set from 2001-05.

Another Way To Get His Three Points:

While connecting from beyond the arc has been the conventional way of scoring

three points for **Colin Falls**, the senior guard has had a penchant the last two-plus seasons for getting fouled shooting a three-pointer and going to the free-throw line for three attempts. As a sophomore, he was fouled a total of 16 times while shooting from beyond the arc and converted on 43-48 (.896) of his free-throw attempts. A year ago, Falls was fouled eight times and converted 19-25 (.760), including a first-ever four-point play versus Georgetown in the regular-season meeting between the two schools that sent the game into overtime. This year, he has been fouled five times (once versus Butler and twice against Lehigh and Alabama) and has connected on 13-15 attempts. In his career he is 75-87 (.862) from the line after getting fouled while shooting a three-pointer.

Road Warriors:

In **Mike Brey's** six-plus seasons, his Irish teams have compiled a road record of 49-44 (.527) that includes a 32-31 mark (.507) in true road games and a 17-13 (.552) record in neutral site contests.

The Phonz Returns:

Former Irish great LaPhonso Ellis (1988-92) returns to be the color analyst for Notre Dame basketball games on the radio, teaming with play-by-play analyst Jack Nolan in 2005-06. Nolan was the color analyst for a number of year on the network, but assumes the play-by-play duties this year. Ellis, who ranks 13th all-time in career scoring and third in rebounding (1,075), will do a select number of games this season.

Frontcourt Efficiency:

Notre Dame's backcourt has long been a staple of Mike Brey's offense, but this year, the Irish frontcourt is putting up impressive numbers of its own. Between its four frontline players, Notre Dame is shooting 57.2 percent from the field (163-285). **Zach Hillesland** has missed just nine shots for a 71.0 shooting percentage as he has connected on 22-31; **Luke Zeller** is shooting 53.8 percent as he has made 28-52 from the field; **Rob Kurz** has made 58 of his 97 shot attempts for a 59.7 percent accuracy and **Luke Harangody** has connected on 55-105 from the field, good for 52.4 percent.

Home Grown:

There are two Indiana natives on this year's Irish roster, and coincidentally, both are named Luke — sophomore forward Luke Zeller and freshman forward Luke Harangody. Zeller hails from the southern part of the state in Washington, while Harangody's hometown of Schererville is the western end. The last time a Notre Dame roster had more

2006-07 BIG EAST STANDINGS

(through games of Dec. 28)

	Overall Record	BIG EAST Record
Connecticut	11-0	0-0
NOTRE DAME	11-1	0-0
West Virginia	10-1	0-0
Marquette	12-2	0-0
Pittsburgh	11-2	0-0
Providence	9-2	0-0
Villanova	9-2	0-0
Syracuse	10-3	0-0
Cincinnati	9-3	0-0
Georgetown	9-3	0-0
Seton Hall	7-3	0-0
St. John's	9-3	0-0
DePaul	8-5	0-0
Louisville	9-4	0-0
USF	7-5	0-0
Rutgers	6-6	0-0

Players of the Week

Nov. 20	Melvin Buckley (USF)
Nov. 27	Jerel McNeal (MU)
Dec. 4	Sammy Mejia (DU)
Dec. 11	Russell Carter (ND)
Dec. 18	Demetrius Nichols (SU)
Dec. 27	Geoff McDermott (PC)

Rookies of the Week

Nov. 20	Luke Harangody (ND)
Nov. 27	Deonta Vaughn (UC)
Dec. 4	Eugene Harvey (SHU)
Dec. 11	Eugene Harvey (SHU)
Dec. 18	Jerome Dyson (UC)
Dec. 27	Deonta Vaughn (UC)

Notre Dame Weekly Honor Roll Honorees:

Rob Kurz (Dec. 4 and Dec. 18); Kyle McAlarney (Dec. 11); Russell Carter (Dec. 27)

than one scholarship player from the state of Indiana was in 1993-94 — Joe and Jon Ross (Wabash) and Jason Williams (Indianapolis).

There's a New Guy In Town:

There's a new face along the Irish sidelines this season. **Gene Cross**, a 1994 graduate of Illinois, joins the Notre Dame basketball staff after spending the 2005-06 campaign at Virginia. A 10-year veteran of the collegiate ranks, he spent three years (2002-05) on Dave Leitao's staff at DePaul before moving to Virginia when Leitao became the Cavaliers' head coach. He also spent six years on the staff at University of Illinois-Chicago (1996-02).

Philly Family Connection:

Junior Rob Kurz' sister Laura is a junior on the Villanova women's basketball team (she is sitting out this season after transferring from Duke). Sophomore Ryan Ayers' father Randy is currently an assistant coach with the Orlando Magic. He formerly was the head coach at Ohio State and with the Philadelphia 76ers.

Men In Black:

Against Seton Hall on Feb. 18, 2006, Notre Dame wore black uniforms with Kelly green and white trim, marking the first time in school history that any Irish athletic team had worn black uniforms. Since that time the Irish have worn the black uniforms on seven occasions and a 4-3 all-time. Notre Dame wore black for the first time this season in the Dec. 3 win over Maryland.

Like Father, Like Son:

The last name of freshman walk-on Tim Andree should be familiar to the Irish basketball faithful. His father Tim was a four-year monogram winner and played basketball for the Irish from 1979-83. It

marks the first father-son basketball duo at Notre Dame since Kevin Hawkins (1978-81) was a walk-on member, following in his father Tom's (1956-59) footsteps.

Irish Sign Four:

Irish head coach Mike Brey signed four high school prep players to national letters of intent during the November early signing period. Set to enroll at Notre Dame in the fall of 2007 are forward **Tim Abromaitis (Farmington, Conn.)**, guard **Tyrone Nash (Queens, N.Y.)**, guard **Ty Proffitt (London, Ky.)** and forward **Carleton Scott (San Antonio, Texas)**.

Poll Watching

	AP	ESPN/USA Today
Week 1	NR	NR
Week 2	NR	NR
Week 3	NR	NR
Week 4	NR	NR
Week 5	NR	NR
Week 6	21	NR
Week 7	20	NR
Week 8	19	24

Media Information

2006-07 Notre Dame Men's Basketball Teleconference

Phone: (317) 263-8800

Passcode: 222856

All teleconferences begin at 10:00 a.m. (EST)/9:00 a.m. (CST)

- Tuesday, January 2
- Monday, January 8
- Tuesday, January 16
- Thursday, January 25
- Thursday, February 1
- Wednesday, February 7
- Wednesday, February 14
- Thursday, February 22
- Thursday, March 1

2006-07 BIG EAST Teleconferences

Call: (913) 381-5533

Jan. 11, Jan. 25, Feb. 8 and Feb. 22

- 11:00 a.m. Mick Cronin (Cincinnati)
- 11:08 a.m. Tom Crean (Marquette)
- 11:16 a.m. John Thompson, II (Georgetown)
- 11:24 a.m. Norm Roberts (St. John's)
- 11:32 a.m. Jamie Dixon (Pittsburgh)
- 11:40 a.m. Fred Hill (Rutgers)
- 11:48 a.m. Jim Boeheim (Syracuse)
- 11:56 a.m. Tim Welsh (Providence)

Jan. 4, Jan. 18, Feb. 1 and Feb. 15

- 11:00 a.m. Jay Wright (Villanova)
- 11:08 a.m. Mike Brey (Notre Dame)**
- 11:16 a.m. Jerry Wainwright (DePaul)
- 11:24 a.m. Jim Calhoun (Connecticut)
- 11:32 a.m. Robert McCullum (USF)
- 11:40 a.m. Bobby Gonzalez (Seton Hall)
- 11:48 a.m. John Beilein (West Virginia)
- 11:56 a.m. Rick Pitino (Louisville)

Joyce Center Renovation

On October 6, 2006, plans for the renovation of the Joyce Center arena — home to Notre Dame basketball — were announced and are scheduled to include new chair back seating and other upgrades.

In addition, a new two-story structure at the south end of the building will involve a new main entrance, along with club seating and a hospitality area, and house all ticket offices as well as a new varsity shop for apparel and souvenir sales.

The \$24.7 million renovation has been underwritten with a \$12.5 million leadership gift from Philip J. Purcell III, a Notre Dame alumnus and Trustee and the retired chairman and chief executive officer of Morgan Stanley. The arena will be named Purcell Pavilion at the Joyce Center.

Vincent J. Naimoli, chairman of the Tampa Bay Devil Rays Major League Baseball franchise, made a \$5 million gift. The new club/hospitality area as well as two outdoor patios that will be part of the new construction will be named for the Naimoli family.

Changes to the interior of the Joyce Center arena will include:


- New, blue chair back seating from top to bottom of the arena, including all-new upper-arena sections. All seating will be replaced in the lower bowl (including platform seats), and the wooden bleachers in the upper bowl will be removed and replaced with treads and risers and permanent arena seats. The exchange of the bleacher sections for chair back seats will change the capacity from the current 11,418 to approximately 9,800.

- A stadium club/hospitality area (approximately 16,500 square feet) in the south end of the arena, with a separate, private entry and with premium club seating for nearly 800 fans (that figure is part of the projected 9,800 capacity). Included in this area will be food service and restroom facilities.

- New, fixed concession areas.
- Increased numbers of women's restrooms.
- Increased handicapped seating options.

Exterior changes include:

- A new, two-story addition on the south end of the current structure. The second floor area will include the stadium club/hospitality area. The first-floor addition will include almost 4,500 square feet for ticket offices (including four exterior and 10 interior tickets windows), 3,000 square feet for the varsity shop, as well as a completely new main entrance and lobby situated between Gates 8 and 10. The new entrance will feature graphics and theming that highlight Notre Dame's competing athletic programs.



Notre Dame's Records in 2006-07 when ...

Played at the Joyce Center.....	9-0
Played on the road.....	0-0
Played at a neutral site.....	2-1
BIG EAST Conference record (all games).....	0-0
Non-Conference record.....	11-1
Leading at halftime.....	8-0
Trailing at halftime.....	2-1
Tied at halftime.....	1-0
Playing an overtime game.....	0-0
Shoots .500 or better.....	7-0
Shoots .500 or less.....	5-1
Opponent shoots .500 or less.....	9-1
Shoots better than opponent.....	9-0
Shoots worse than opponent.....	2-1
Shoots same as opponent.....	0-0
Makes more free throws than opponent.....	9-1
Makes less free throws than opponent.....	2-0
Same number of free throws.....	0-0
Outrebounded opponents.....	10-1
Outrebounded by opponents.....	1-0
Same number of rebounds.....	0-0
Has more turnovers than opponent.....	1-1
Has fewer turnovers than opponent.....	10-0
Had same number of turnovers.....	0-0
Bench outscores opponent's bench.....	9-1
Outscored by opponent's bench.....	2-0
Bench points are the same.....	0-0
Plays a ranked opponent.....	2-0
Makes 10 or more three-pointers.....	4-1
No Notre Dame player fouls out.....	10-1
One Notre Dame player fouls out.....	1-0
Two or more Notre Dame players foul out.....	0-0
Wears White Uniforms.....	10-1
Wears Blue Uniforms.....	0-0
Wears Gold Uniforms.....	0-0

Wears Black Uniforms.....	1-0
Plays in an In-Season Tournament.....	1-1
Plays on Television.....	2-1
Plays in November.....	5-1
Plays in December.....	6-0
Plays in January.....	0-0
Plays in February.....	0-0
Plays in March.....	0-0
Plays in Day Games.....	1-0
Plays in Night Games.....	9-1
Plays on Sundays.....	2-0
Plays on Mondays.....	1-1
Plays on Tuesdays.....	2-0
Plays on Wednesdays.....	1-0
Plays on Thursdays.....	3-0
Plays on Fridays.....	1-0
Plays on Saturdays.....	1-0
Final Margin is 5 points or less.....	0-1
Final Margin is 6-10 points.....	2-0
Final Margin is 11-20 points.....	2-0
Final Margin is more than 20 points.....	7-0
Has a player score 20-plus points.....	7-0
Has a player score 30-plus points.....	0-0
Scores 59 points or less.....	0-0
Scores 60-69 points.....	0-1
Scores 70-79 points.....	1-0
Scoring 80-89 points.....	3-0
Scoring 90-plus points.....	7-0



Head Coach Mike Brey

7th season at Notre Dame • 129-71 (.645)
 12th season as a head coach • 228-123 (.650)

- Named the 17th head coach at the University of Notre Dame on July 14, 2000
- A 20-year veteran of the college ranks...
 - University of Notre Dame (head coach) 2000-06 (seven seasons)
 - University of Delaware (head coach) 1995-2000 (five seasons)
 - Duke University (assistant coach) 1987-95 (eight seasons)

• Played at DeMatha High School under legendary coach Morgan Wootten and graduated from there in 1977. Also served as an assistant coach for Wootten from 1982-87

• Received DeMatha High School's Distinguished Alumnus Award in October 2003

• Recipient of 2003 Coaches vs. Cancer Champion Award in recognition of his fund-raising efforts for the Coaches vs. Cancer Program and a member of the CVC National Council

• Along with wife Tish received the Distinguished Service Award from the South Bend Alumni Association, Community Hall of Fame Committee

• Signed a contract extension through 2011 on October 25, 2004

Mike Brey vs. Ranked Opponents:

Overall: 19-41

at Notre Dame: 19-35

(2006-07: 2-0; 2005-06: 1-7; 2004-05: 2-5; 2003-04: 2-8; 2002-03: 5-6; 2001-02: 3-6; 2000-01: 4-3)

at Delaware: 0-6

Mike Brey in Overtime Games at Notre Dame:

Overall: 3-5

at Georgetown (2/9/02) 116-111 (4 OT)

at Boston College (1/25/03) 101-96

vs. Georgetown (2/1/03) 93-92 (2OT)

at Pittsburgh (1/4/06) 97-100 (2OT)

vs. Georgetown (1/24/06) 82-85 (2OT)

at Louisville (2/4/06) 86-89

at Connecticut (2/21/06) 74-75

at Michigan (3/20/06) 84-87 (2OT)

	Overall	BIG EAST (regular season)
2000-01	20-10	11-5 (1st place-West Division)
2001-02	22-11	10-6 (2nd place-West Division)
2002-03	24-10	10-6 (3rd place-West Division)
2003-04	19-13	9-7 (7th place)
2004-05	17-12	9-7 (6th place)
2005-06	16-14	6-10 (11th place)
2006-07	10-1	0-0
	129-71 (.645)	55-41 (.573)

• Has guided five of his 11 teams to NCAA tournament play; nine of those teams have advanced to the postseason (four NIT appearances)

• In his first season, led Notre Dame to the 2000-01 BIG EAST West Division championship (its first league regular-season title in school history). In 2002-03, guided the Irish to their first Sweet 16 appearance since 1987

• He is only coach in the program's history to lead his teams to three consecutive 20-win seasons and three straight NCAA tournament appearances in his first three seasons

• Spent eight years as an assistant coach under Mike Krzyzewski at Duke and during that time the Blue Devils advanced to the Final Four six times and won national championships in both 1991 and '92. While there, Duke compiled a 216-65 record

Mike Brey Among BIG EAST's Best

Since his arrival, Mike Brey has compiled a 57-47 (.548) record in BIG EAST games (55-41 in regular season and 2-6 in tournament contests). Here's how the Irish coach ranks against some of the BIG EAST's best (both past and present)...

Jim Calhoun (UC: 1986-)	248-130 (.656)
Jerry Wainwright (DU: 2005-)	5-11 (.313)
John Thompson (GU: 1979-99)	231-123 (.653)
John Thompson III (GU: 2004-)	21-16 (.568)
Rick Pitino (PC: 1985-87 and UL (2005-)	24-27 (.471)
Paul Evans (UP: 1986-94)	76-70 (.524)
Ben Howland (UP: 1999-03)	46-29 (.613)
Jamie Dixon (UP: 2003-)	38-18 (.679)
Pete Gillen (PC: 1994-98)	38-43 (.469)
Tim Welsh (PC: 1998-)	59-79 (.428)
Lou Carnesecca (SJU: 1979-92)	139-80 (.635)
Mike Jarvis (SJU: 1998-03)	57-36 (.613)
Norm Roberts (2004-)	8-24 (.250)
P.J. Carlesimo (SH: 1982-94)	90-130 (.409)
Tommy Amaker (SH: 1997-01)	35-39 (.473)
Louis Orr (SH: 2001-06)	39-47 (.453)
Robert McCullum (2005-)	1-15 (.063)
Jim Boeheim (SU: 1979-)	322-175 (.649)
Rollie Massimino (VU: 1979-92)	123-92 (.572)
Steve Lappas (VU: 1992-01)	96-79 (.559)
Jay Wright (VU: 2001-)	51-39 (.567)
John Beilien (WVU: 2002-)	34-37 (.479)
Gale Catlett (WVU: 1995-02)	49-78 (.386)

Irish Record Under Brey In Games Decided By....

1 point.....	9-6
2 points.....	4-6
3 points.....	7-14
4 points.....	3-5
5 points.....	3-5
6 points.....	6-2
7 points.....	8-5
8 points.....	3-8
9 points.....	3-4
10 points.....	6-3
11-15 points	27-11
16-20 points	15-2
21-30 points	14-0
31-40 points	12-0
41-50 points	8-0
50+points.....	0-0
	129-71

Notre Dame under Mike Brey...

	<u>Overall</u>	<u>2006-07</u>
Overall	129-71 (.645)	11-1 (.917)
At Home	80-27 (.748)	9-0 (1.000)
On the Road	32-31 (.516)	0-0 (.000)
Neutral Site	17-13 (.567)	2-1 (.667)
vs. BIG EAST (all games)	57-47 (.548)	0-0 (.000)
BIG EAST GAMES (regular season)	55-41 (.573)	0-0 (.000)
Home	32-16 (.667)	0-0 (.000)
Road	23-25 (.479)	0-0 (.000)
Non-Conference Teams (regular season)	65-18 (.783)	11-1 (.900)
Home	47-9 (.839)	9-0 (1.000)
Road	8-5 (.615)	0-0 (.000)
Neutral	10-4 (.714)	2-1 (.500)
Notre Dame Shoots 50% or better	49-2 (.961)	7-0 (1.000)
Notre Dame Shoots less than 50%	80-69 (.535)	4-1 (.800)
Hold opponent to less than 50%	114-55 (.675)	9-1 (.900)
Hold opponent to less than 40%	72-9 (.889)	6-0 (1.000)
Outrebounds opponent	73-27 (.730)	7-1 (.875)
Plays an overtime game	3-5 (.375)	0-0 (.000)
Plays a ranked opponent	19-35 (.352)	2-0 (1.000)
Plays in November	26-3 (.897)	5-1 (.833)
Plays in December	37-10 (.787)	6-0 (1.000)
Plays in January	25-23 (.521)	0-0 (.000)
Plays in February	25-19 (.568)	0-0 (.000)
Plays in March	16-16 (.516)	0-0 (.000)
Scores 50 points or less	0-2 (.000)	0-0 (.000)
Scores 50+ points	129-69 (.652)	11-1 (.917)
Scores 60+ points	124-56 (.687)	11-1 (.917)
Scores 70+ points	104-37 (.738)	11-0 (1.000)
Scores 80+ points	62-10 (.861)	10-0 (1.000)
Scores 90+ points	29-1 (.967)	7-0 (1.000)
Scores 100+ points	7-0 (1.000)	1-0 (.000)
Season openers	7-0 (1.000)	1-0 (1.000)
Season openers at the Joyce Center	7-0 (1.000)	1-0 (1.000)
Record in first home game	7-0 (1.000)	1-0 (1.000)
Records in first road game (includes neutral)	3-4 (.500)	0-1 (.000)
Records in BIG EAST openers at home	4-5 (.444)	0-0 (.000)
Records in BIG EAST openers on the road	1-2 (.333)	0-0 (.000)
Best Record	24-10 (.706) (2002-03)	
Worst Record	16-14 (.533) (2005-06)	
Most BIG EAST wins in a season	11 (2000-01)	
Most BIG EAST losses in a season	11 (2005-06)	
Longest home winning streak	16 (2002-03)	9
Longest road winning streak (includes neutral)	5 (2000-01)	2
Longest home losing streak	3 (2001-02)	0
Longest road losing streak (includes neutral)	5 (2005-06)	0

Miscellaneous Irish Stats...

Career Games In Double Figures:

Colin Falls	43
Russell Carter	29
Rob Kurz	16
Kyle McAlarney	12
Luke Harangody	9
Luke Zeller	4
Zach Hillesland	2

Career Games With 20-Plus Points:

Colin Falls	15
Russell Carter	8
Rob Kurz	3
Kyle McAlarney	2

Career Games With 10-Plus Rebounds:

Rob Kurz	7
Luke Harangody	4
Russell Carter	1
Zach Hillesland	1

Career Games With 10-Plus Assists:

Colin Falls	1
Kyle McAlarney	1

Career Games With 30-Plus Points:

Colin Falls	1
-------------	---

Career Double-Doubles:

Rob Kurz	7
Luke Harangody	4
Russell Carter	1
Colin Falls	1
Zach Hillesland	1

Number of Career Games ... Led Irish In

Colin Falls —	
Scoring:	19
Steals:	11
Blocks:	9
Assists:	2
Rebounds:	1
Russell Carter —	
Scoring	10
Steals:	20
Blocks:	7
Rebounds	3

Rob Kurz —

Scoring:	5
Rebounds:	12
Blocks:	19
Steals:	9
Assists	3

Luke Zeller —

Rebounds:	3
Blocks:	7
Steals:	1

Kyle McAlarney —

Assists:	15
Scoring:	2
Steals:	6

Ryan Ayers —

Steals:	2
Blocks:	1

Zach Hillesland —

Rebounds:	2
Blocks:	1

Luke Harangody —

Scoring	2
Rebounds:	3
Steals:	3
Blocks	3

Tory Jackson —

Steals:	4
---------	---

Notre Dame Highs and Lows Under Mike Brey

Notre Dame - Team Game High (1st Half)

Points	57 vs. Sacred Heart (11/18/00)*
Field Goals Made	24 vs. IPFW (11/10/06)*
Field Goals Attempted	43 vs. New Hampshire (11/16/01)*
Field Goal Percentage	67.7% (21-31) vs. Pittsburgh (1/30/02)*
3 PT Field Goals Made	10 vs. Louisville (2/4/06)
	10 vs. Rider (12/28/06)*
3 PT Field Goals Attempted	21 vs. Rider (12/28/06)*
3 PT Field Goals Percentage	71.4% (5-7) vs. Fordham (12/28/05)*
Free Throws Made	11 vs. Connecticut (2/9/04)*
Free Throws Attempted	17 vs. Columbia (12/23/05)*
Free Throw Percentage	100.0% on four occasions
Total Rebounds	27 vs. Army (12/19/04)*
Offensive Rebounds	14 vs. Army (12/19/04)*
	14 vs. Providence (2/19/05)
Defensive Rebounds	19 vs. Georgetown (3/4/04)*
	19 vs. Rider (12/28/06)*
Assists	19 vs. Canisius (12/19/00)*
Steals	12 vs. New Hampshire (11/16/01)*
Blocked Shots	13 vs. Belmont (11/17/02)*
Turnovers	10, on two occasions
Fouls	11 vs. Villanova (1/8/05*)

Notre Dame - Team Game High (2nd Half)

Points	68 vs. Georgetown (2/9/02)
Field Goals Made	24 vs. Pittsburgh (1/4/06)
Field Goals Attempted	63 vs. Georgetown (2/9/02)
Field Goal Percentage	72.0% vs. Lafayette (11/14/06)
3 PT Field Goals Made	11 vs. St. John's (3/6/04)
3 PT Field Goals Attempted	24 vs. Pittsburgh (1/4/06)
3 PT Field Goals Percentage	75.0% (6-8) vs. Connecticut (2/21/05)
Free Throws Made	27 vs. Seton Hall (2/18/06)
Free Throws Attempted	30 vs. Seton Hall (2/18/06)
Free Throw Percentage	100.0% (13-13) vs. Villanova (1/8/05)*
	100.0% (15-15) vs. Winston-Salem St. (11/29/06)*
Total Rebounds	34 vs. Seton Hall (1/8/01)
Offensive Rebounds	15 vs. Army (12/19/04)*
Defensive Rebounds	25 vs. Sacred Heart (11/18/00)*
Assists	16 vs. Army (12/19/04)*
Steals	14 vs. New Hampshire (11/16/01)*
Blocked Shots	6 vs. Belmont (11/17/02)
Turnovers	13 vs. Niagara (12/21/05)*
Fouls	16 vs. Rutgers (1/31/04)

Notre Dame - Team Game High (Total)

Points	116 vs. Georgetown (2/9/02)
Field Goals Made	42 vs. Canisius (12/19/00)*
Field Goals Attempted	94 vs. Georgetown (2/9/02)
Field Goal Percentage	66.7% (34-51) vs. Pittsburgh (1/30/02)*
3 PT Field Goals Made	17 vs. St. John's (3/6/04)#
	17 vs. Louisville (2/4/06)#
3 PT Field Goals Attempted	44 vs. Canisius (12/22/00)
3 PT Field Goals Percentage	61.9% (13-21) vs. Providence (1/14/06)*
Free Throws Made	33 vs. Seton Hall (2/18/06)
Free Throws Attempted	45 vs. Columbia (12/23/05)*
Free Throw Percentage	100% (5-5) vs. Illinois (3/22/03)
	100% (19-19) vs. Villanova (1/8/05)#*
Total Rebounds	64 vs. Georgetown (2/9/02)
Offensive Rebounds	24 vs. Seton Hall (1/8/01)
Defensive Rebounds	40 vs. Tennessee Tech (12/17/00)*
Assists	32 vs. Canisius (12/19/00)*
Steals	26 vs. New Hampshire (11/16/01)*#
Blocked Shots	19 vs. Belmont (12/17/02)*#
Turnovers	20, on two occasions
Fouls	26 vs. Georgetown (2/9/02)

Notre Dame - Team Game Lows (1st Half)

Points	19 vs. Connecticut (2/21/04)*
Field Goals Made	6 vs. Connecticut (2/21/04)
Field Goals Attempted	21 vs. Canisius College (12/22/01)
Field Goal Percentage	18.8% (6-32) vs. Connecticut (2/21/04)
3 PT Field Goals Made	0 vs. West Virginia (1/7/04)
3 PT Field Goals Attempted	5 vs. Virginia Tech (1/20/04)
	5 vs. IPFW (11/23/04)*
3 PT Field Goals Percentage	0.0% (0-7) vs. West Virginia (1/7/04)*
	0.0% (0-10) vs. Michigan (12-3-05)*
Free Throws Made	0 on six occasions
Free Throws Attempted	0 on five occasions
Free Throw Percentage	0.0% on five occasions
Total Rebounds	10 vs. Pittsburgh (2/9/03)*
Offensive Rebounds	1 vs. Pittsburgh (2/9/03)*
	1 vs. Rutgers (3/2/05)*
Defensive Rebounds	8 vs. Pittsburgh (2/12/05)
Assists	3 vs. Charleston Southern (11/26/04)*
Steals	1, on three occasions
Blocked Shots	0, on 10 occasions
Turnovers	1 vs. Georgetown (3/4/04)*
Fouls	0 vs. Samford (12/30/04)*

Notre Dame - Team Game Lows (2nd Half)

Points	19 vs. Valparaiso (1/5/03)
Field Goals Made	6 vs. Purdue (3/17/04)*
	6 vs. Harvard (11/19/04)*
Field Goals Attempted	19 vs. Georgetown (2/16/05)*
Field Goal Percentage	21.4% (6-28) vs. Harvard (11/19/04)*
3 PT Field Goals Made	1 on four occasions
3 PT Field Goals Attempted	3 vs. Indiana (12/8/04)
3 PT Field Goals Percentage	10.0% (1-10) vs. Seton Hall (1/12/03)*
Free Throws Made	0 vs. Pittsburgh (1/12/04)
Free Throws Attempted	2 vs. Pittsburgh (1/12/04)
	2 vs. West Virginia (2/1/06)
Free Throw Percentage	0.0% (0-2) vs. Pittsburgh (1/12/04)
Total Rebounds	7 vs. Rutgers (3/1/03)
Offensive Rebounds	2 vs. Charleston Southern (11/26/04)
Defensive Rebounds	4 vs. Rutgers (3/1/03)
Assists	0 vs. Harvard (11/19/04)
Steals	0 vs. Georgetown (3/4/04)*
	0 vs. Villanova (1/26/05)
Blocked Shots	0 on four occasions
Turnovers	0 vs. West Virginia (3/10/04)
Fouls	3 vs. West Virginia (1/7/04)*
	3 vs. Hofstra (11/22/05)*

Notre Dame - Team Game Lows (Total)

Points	48 vs. North Carolina St. (11/26/05)
Field Goals Made	13 vs. Rutgers (3/1/03)
Field Goals Attempted	44 vs. Canisius College (12/22/01)
Field Goal Percentage	29.7% (19-64) vs. Connecticut (2/21/04)
3 PT Field Goals Made	1 vs. Pittsburgh (2/3/01)
3 PT Field Goals Attempted	8 vs. Pittsburgh (2/3/01)
3 PT Field Goals Percentage	10.5% vs. Rutgers (2/14/02)
Free Throws Made	2 vs. Syracuse (1/14/02)
Free Throws Attempted	4 vs. Pittsburgh (3/8/01)
Free Throw Percentage	35.6% (6-17) vs. Syracuse (2/5/05)
Total Rebounds	21 vs. Rutgers (3/1/03)
Offensive Rebounds	3 vs. DePaul (12/14/02)*
Defensive Rebounds	14 vs. DePaul (12/11/04)*
Assists	6 vs. Mississippi (3/18/01)
Steals	1 vs. DePaul (12/11/04)
Blocked Shots	1 on four occasions
Turnovers	4 on three occasions
Fouls	6 vs. West Virginia (1/7/04)*

* Indicates game played at the Joyce Center, Notre Dame, Ind.
Indicates school record

Opponent Highs and Lows Under Mike Brey

Opponent - Team Game High (1st Half)

Points	53, Arizona (3/27/03)
Field Goals Made	23, Arizona (3/27/03)
Field Goals Attempted	43, Arizona (3/27/03)
Field Goal Percentage	59.3% (16-27), on three occasions
3 PT Field Goals Made	9, Syracuse (1/11/06)*
	9, Lehigh (11/27/06)*
3 PT Field Goals Attempted	19, Syracuse (1/11/06)*
3 PT Field Goal Percentage	81.8% (9-11), Lehigh (11/26/06)*
Free Throws Made	14, Sacred Heart (11/18/00)*
Free Throws Attempted	19, Sacred Heart (11/18/00)*
Free Throw Percentage	100.0%, on six occasions
Total Rebounds	33, Connecticut (2/21/04)
Offensive Rebounds	16, Northern Illinois (11/24/03)*
Defensive Rebounds	21, on four occasions
Assists	14, Arizona (3/27/03)
Steals	9, Miami (Fla.) (2/23/02)
Blocked Shots	9, Alabama (12/7/05)
Turnovers	16, Loyola (Chicago) (11/22/00)*
Fouls	16, Rutgers (2/14/01)

Opponent - Team Game High (2nd Half)

Points	68, Georgetown (4 OT) (2/9/02)
Field Goals Made	20, Pittsburgh (1/30/02)*
Field Goals Attempted	41, Vermont (12/21/00)*
Field Goal Percentage	68.2% (15-22), American (12/21/03)*
3 PT Field Goals Made	9, Texas (12/8/02)
3 PT Field Goals Attempted	22, Tennessee Tech (12/17/00)*
3 PT Field Goal Percentage	100.0% (3-3), Seton Hall (2/5/03)
Free Throws Made	24, Pittsburgh (2 OT) (1/4/06)
Free Throws Attempted	39, Pittsburgh (2 OT) (1/4/06)
Free Throw Percentage	100.0% (14-14), Morehead State (12/28/03)*
Total Rebounds	38, Georgetown (4 OT) (2/9/02)
Offensive Rebounds	15, Loyola (Chicago) (11/22/00)*
Defensive Rebounds	27, Georgetown (4 OT) (2/9/02)
Assists	19, Pittsburgh (2 OT) (1/4/06)
Steals	9, on two occasions
Blocked Shots	11, Georgetown (4 OT) (2/9/02)
Turnovers	15, New Hampshire (11/16/01)*
Fouls	20, Seton Hall (2/18/06)

Opponent - Team Game High (Total)

Points	111, Georgetown (4 OT) (2/9/02)
Field Goals Made	41, Syracuse (3/4/03)*
Field Goals Attempted	79, Vermont (12/21/00)*
Field Goal Percentage	63.0% (29-46), American (12/21/03)*
3 PT Field Goals Made	14, Texas (12/7/02)
	14, Lehigh (11/27/06)*
3 PT Field Goals Attempted	35, Tennessee Tech (12/17/00) *
3 PT Field Goal Percentage	73.7% (14-19), Lehigh (11/27/06)*
Free Throws Made	30, Pittsburgh (2 OT) (1/4/06)
Free Throws Attempted	46, Pittsburgh (2 OT) (1/4/06)
Free Throw Percentage	94.1% (16-17), Morehead State (12/28/03)*
Total Rebounds	59, Connecticut (2/21/04)
Offensive Rebounds	27, Loyola (Chicago) (11/22/00)*
Defensive Rebounds	38, Pittsburgh (2 OT) (1/4/06)
Assists	30, Pittsburgh (2 OT) (1/4/06)
Steals	13, Niagara (12/21/05)*
Blocked Shots	19, Connecticut (OT) (2/21/06)
Turnovers	30, New Hampshire (11/16/01)*
Fouls	31, Columbia (12/23/05)*

Opponent - Team Game Lows (1st Half)

Points	12, The Citadel (11/19/06)*
Field Goals Made	5, The Citadel (11/19/06)*
Field Goals Attempted	19, Army (12/21/06)*
Field Goal Percentage	20.7% (6-29), Pittsburgh (1/12/02)
3 PT Field Goals Made	0, on six occasions
3 PT Field Goals Attempted	2, Georgetown (2/9/02)
3 PT Field Goal Percentage	0.0%, on six occasions
Free Throws Made	0, on 14 occasions
Free Throws Attempted	0, on six occasions
Free Throw Percentage	0.0%, on 13 occasions
Total Rebounds	9, North Carolina State (11/26/05)
	9, Army (12/21/06)
Offensive Rebounds	0, Lafayette (11/14/06)
Defensive Rebounds	5, Fordham, (12/28/05)*
Assists	2, on four occasions
Steals	0, on four occasions
Blocked Shots	0, on 11 occasions
Turnovers	1, on two occasions
Fouls	1, Pittsburgh (2/12/05)

Opponent - Team Game Lows (2nd Half)

Points	16, Charleston Southern (11/26/04)*
Field Goals Made	4, Winston-Salem St. (11/29/06)*
Field Goals Attempted	20, on four occasions
Field Goal Percentage	16.7% (5-30), Bucknell (11/22/02)*
3 PT Field Goals Made	0, on six occasions
3 PT Field Goals Attempted	3, on five occasions
3 PT Field Goal Percentage	0.0% (0-11), on six occasions
Free Throws Made	0, Monmouth (1/25/01)
Free Throws Attempted	1, Monmouth (1/25/01)
Free Throw Percentage	0.0% (0-1), Monmouth (1/25/01)
Total Rebounds	7, American (12/21/03)*
Offensive Rebounds	1, Cincinnati (11/24/00)
Defensive Rebounds	3, Virginia Tech (2/22/03)*
Assists	2, on six occasions
Steals	0, on three occasions
Blocked Shots	0, on eight occasions
Turnovers	0, West Virginia (3/10/04)
Fouls	4, Syracuse (1/14/02)

Opponent - Team Game Lows (Total)

Points	38, Charleston Southern (11/26/04)*
Field Goals Made	12, Bucknell (11/22/02)*
Field Goals Attempted	35, Rutgers (3/1/03)
Field Goal Percentage	21.1% (12-57), Bucknell (11/22/02)*
3 PT Field Goals Made	1, on three occasions
3 PT Field Goals Attempted	8, St. John's (2/14/01)
3 PT Field Goal Percentage	5.9% (1-17), Cincinnati (11/24/00)
Free Throws Made	0, Charleston Southern (11/26/04)*
Free Throws Attempted	0, Charleston Southern (11/26/04)*
Free Throw Percentage	0.0% (0-0), Charleston Southern (11/26/04)*
Total Rebounds	19, Winston-Salem St. (11/29/06)*
Offensive Rebounds	3, Army (12/19/04) *
	3, West Virginia (2/1/06)
Defensive Rebounds	13, Fordham (12/28/05)*
	13, Winston-Salem St. (11/29/06)
Assists	5, Bucknell (11/22/02)*
Steals	1, Connecticut (3/11/04)
Blocked Shots	0, on six occasions
Turnovers	4, Syracuse, (2/15/03)
Fouls	10, on three occasions

* Indicates game played at the Joyce Center, Notre Dame, Ind.

The Last Time ...

Notre Dame recorded a

30-Point win.....was on 12/16/06 - ND 94, Elon 63 (31 Points)*
40-Point win.....was on 12/27/06 - ND 88, Army 47 (41 Points)*
50-Point win.....was on 12/28/06 - ND 101, Rider 51 (50 Points)
30-Point loss.....was on 1/7/99 - ND 62, Villanova 93 (31 Points)*

Notre Dame shot.....

60% on FGs.....was on 12/14/02 - 60.0% (30-50) vs, DePaul (ND 102, DePaul 71)
65% on FGs.....was on 1/30/02 - 66.7% (34-51) vs. Pittsburgh (ND 89, Pittsburgh 76)*
90% on FTs.....was on 1/19/05 - 91.7% (11-12) vs. West Virginia (ND 70 - West Virginia 57)

Notre Dame.....

Won 10 games in a row.....was from 11/14/06 thru 12/28/06 - 10 straight
Won 15 games in a row.....was from 12/31/53 thru 3/9/54 - 18 straight
Won 20 games in a row.....never
Lost 5 games in a row.....was from 1/20/06 thru 2/4/06 - 5 straight
Scored 100 points.....was on 12/28/06 (ND 101 - Rider 51)
- Scored 100 points on the road.....was on 2/18/06 (ND 102 - Seton Hall 92)
- Scored 100 points at a neutral site.....was on 3/12/78 (ND 100 - Houston 77) (NCAA First Round, Tulsa, OK)
- Scored 100 points and lost.....was on 3/20/71 (ND 106 - Houston 119) (NCAA Regional Semi-finals at Wichita, KS)
Allowed 100 points.....was on 1/4/06 vs. Pittsburgh (ND 97 - Pittsburgh 100 - 2OT)
Scored less than 50 points.....was on 11/26/05 vs. North Carolina State (ND 48 - North Carolina State 61)
Allowed less than 50 points.....was on 12/21/06 vs. Army (ND 88 - Army 47)*
Played an Overtime Game.....was on 3/20/06 vs. Michigan (ND 87 - Michigan 84 - 2OT)
- Played in a Multi-Overtime Game.....was on 3/20/06 vs. Michigan (ND 87 - Michigan 84 - 2OT)
Won on a "last second" shot.....was on 2/9/03 vs. Pittsburgh (ND 66 - Pittsburgh 64 - Torin Francis layup at 00:00.6)*
Had 5 double figure scorers.....was on 11/27/06 vs. Lehigh (ND 93 - Lehigh 87)* - Rob Kurz 25, Colin Falls 21, Russell Carter 14, Zach Hillesland 11, Luke Harangody 10
Had 6 double figure scorers.....was on 12/14/03 vs. DePaul (ND 82 - DePaul 69) - Jordan Cornette 17, Chris Thomas 13, Colin Falls 12, Torin Francis 12, Chris Quinn 12, Rick Cornett 10
Had 7 double figure scorers.....never
Had two double-figure rebounders.....was on 12/16/06 vs. Elon (ND 94 - Elon 63)* - Rob Kurz 12, Luke Harangody 10
Had two players with double-doubles.....was on 12/16/06 vs. Elon (ND 94 - Elon 63)* - Rob Kurz (16 pts., 12 rebs.), Luke Harangody (12 pts., 10 rebs)
Had three players with double-doubles.....never
Had two 30-point scorers.....was on 2/18/06 vs. Seton Hall (ND 102 - Seton Hall 91) - Chris Quinn - 34, Colin Falls - 32
Had two 20-point scorers.....was on 12/28/06 vs. Rider (ND 101 - Rider 51)* - Rob Kurz - 23, Kyle McAlarney - 21
Had three 20-point scorers.....was on 12/7/06 vs. Alabama (ND 99 - Alabama 85)* - Russell Carter 27, Kyle McAlarney 20, Colin Falls 20
Made 10 three-point field goals.....was on 12/28/06 - 13-31 (41.9%) vs. Rider (ND 101 - Rider 51)*
Committed 10 turnovers or less.....was on 12/28/06 - 10 turnovers vs. Rider (ND 101 - Rider 51)*
Committed 5 turnovers or less.....was on 2/21/06 - 4 turnovers vs. Connecticut (ND 74 - Connecticut 75 - OT)
Committed 25 turnovers.....was on 2/8/00 - 26 turnovers vs. Villanova (ND 69 - Villanova 86)
Forced 25 turnovers.....was on 11/16/01 - 30 turnovers vs. New Hampshire (ND 95 - New Hampshire 53)


An Irish player had.....

25+ points.....was on 12/19/06 - Russell Carter (28) vs. Portland (ND 86 - Portland 69)*
30+ points.....was on 2/18/06 - Chris Quinn (34) and Colin Falls (32) vs. Seton Hall (ND 102 - Seton Hall 91)
35+ points.....was on 1/4/06 - Chris Quinn (37) vs. Pittsburgh (ND 97 - Pittsburgh 100 2OT)
40+ points.....was on 11/28/93 - Monty Williams (42) vs. Valparaiso (ND 96 - Valparaiso 74)*
15 or more rebounds.....was on 1/20/04 - Torin Francis (16) vs. Virginia Tech (ND 74 - Virginia Tech 63)
20 rebounds.....was on 11/22/02 - Torin Francis (20) vs. Bucknell (ND 73, Bucknell 42)*
a "double-double".....was on 12/28/06 - Luke Harangody (18 pts, 10 rebs) vs. Portland (ND 101 - Portland 51)*
a "triple-double".....was on 11/16/01 - Chris Thomas (24 pts, 11 ast, 11 steals) vs. New Hampshire (ND 99 - New Hampshire 53)*
20 points and 10 rebounds.....was on 12/19/06 - Rob Kurz (21 pts, 11 rebs) vs. Portland (ND 86 - Portland 69)
20 points and 20 rebounds.....was on 1/8/01 - Troy Murphy (25 pts, 20 rebs) vs. Seton Hall (ND 76 - Seton Hall 78)
10 assists.....was on 11/14/06 - Kyle McAlarney (12) vs. Lafayette (ND 92, Lafayette 60)
10 blocks.....was on 11/17/02 - Jordan Cornette (11) vs. Belmont (ND 76, Belmont 48)*#
10 steals.....was on 11/16/01 - Chris Thomas (11) vs. New Hampshire (ND 99, New Hampshire 53)*#

An opposing player had.....

25+ points.....was on 11/13/06 - A.J. Graves, (28), Butler (ND 69 - Butler 71)
30+ points.....was on 11/27/06 - Jose Olivero (32), Lehigh (ND 93 - Lehigh 87)
35+ points.....was on 2/1/03 - Mike Sweetney (38), Georgetown (ND 93 - Georgetown 92 2OT)
40+ points.....was on 2/8/87 - Danny Manning (40), Kansas (ND 60 - Kansas 70)
15 rebounds.....was on 3/2/05 - Byron Joynes (15), Rutgers (ND 66 - Rutgers 56)*
20 rebounds.....was on 2/21/04 - Emeka Okafor (22), Connecticut (ND 50 - Connecticut 61)
a "double-double".....was on 12/7/06 - Jermareo Davidson (12 pts, 10 rebs), Alabama (ND 99 - Alabama 85)*
a "triple-double".....was on 2/21/06 - Marcus Williams (18 pts, 10 rebs, 13 asts), Connecticut (ND 74 - Connecticut 75 - OT)
20 points and 10 rebounds.....was on 2/25/06 - Steve Novak (21 pts, 11 rebs), Marquette (ND 72 - Marquette 80)*
20 points and 20 rebounds.....was on 2/9/02 - Mike Sweetney (35 pts, 20 rebs), Georgetown (ND 116 - Georgetown 111 - 4OT)
10 assists.....was on 11/13/06 - Mike Green (12), Butler (ND 69 - Butler 71)
10 blocks.....was on 1/27/73 - Bill Walton (10), UCLA (ND 63 - UCLA 82)*
10 steals.....was on 1/29/89 - Mark Macon (11), Temple (ND 64 - Temple 60)*

*indicates Notre Dame home game; #school record; @Joyce Center record




Russell Carter
 Guard • Senior • 6-4 • 220 • Paulsboro, N.J.
 (Paulsboro)

Topped the 20-plus point mark for the fifth time with a career-high 28 points against Portland ... netted a 27 points versus Alabama as he connected on a personal best nine shots, including six three-pointers ... followed that up with 21-point effort against Elon ... scored 20 points in the IPFW and Lafayette contests and has scored in double figures in all nine games ... current 12-game double-figure scoring streak is longest of his career ... scored 20-plus points for in three consecutive games for the second time in his career ... only Irish player who has scored in double figures in all 13 games ... scored 15 points, grabbed seven rebounds, dished off five assists and made five steals against Rider ... named BIG EAST Player of the Week (week of Dec. 11) and was named to the Honor Roll (week of Dec. 27).

Opp.	Min.	Total			Rebounds			PF	A	TO	BLK	Stl.	Pts.			
		FG-FGA	Pct.	3FG-FGA	Pct.	FT-FTA	Pct.							Off.	Def.	Total
IPFW (S)	30	7-15	.467	3-6	.500	3-6	.500	2	4	6	1	2	0	0	20	
Butler (S)	31	6-13	.462	3-6	.500	0-1	.000	0	5	5	2	1	3	0	1	15
Lafayette (S)	23	8-12	.667	3-5	.600	1-1	1.000	0	5	5	3	3	1	0	4	20
The Citadel (S)	25	5-14	.357	2-4	.500	2-3	.667	0	4	4	1	2	2	1	1	14
Lehigh (S)	35	6-14	.429	0-4	.000	2-4	.500	0	5	5	1	1	1	0	3	14
Winston-Salem(S)	23	4-9	.444	2-5	.400	0-0	.000	2	1	3	2	3	1	0	2	10
Maryland (S)	22	5-13	.385	1-3	.333	2-4	.500	1	4	5	4	0	3	0	4	13
Alabama (S)	37	9-16	.563	6-11	.545	3-6	.500	1	4	5	2	2	2	0	5	27
Elon (S)	29	7-11	.636	5-7	.714	2-2	1.000	0	6	6	3	4	2	0	1	21
Portland (S)	35	8-16	.500	5-10	.500	7-8	.875	1	3	4	3	2	3	0	1	28
Army (S)	25	4-11	.364	2-6	.333	2-3	.667	1	1	2	2	3	2	0	1	12
Rider (S)	31	5-12	.417	2-7	.286	3-3	1.000	1	6	7	2	5	1	0	5	15
Stony Brook																
Louisville																
Georgetown																
West Virginia																
Seton Hall																
Villanova																
USF																
St. John's																
Villanova																
Syracuse																
USF																
DePaul																
Providence																
Cincinnati																
DePaul																
Marquette																
Rutgers																

Carter's Career Statistics

YEAR	G-S	MIN/AVG	3-Point			Rebounds			AST.	STL	BLK	PF-D	PTS/AVG				
			FG-FGA	PCT.	FG-FGA	PCT.	FT-FTA	PCT.						O	D	TOT	AVG.
2003-04	11-0	23/2.1	3-9	.333	2-5	.400	1-2	.500	1	3	4	0.4	0	1	1	5-0	9/0.8
BIG EAST	4-0	5/1.3	2-3	.667	1-2	.500	0-0	.000	0	1	1	0.3	0	0	0	2-0	5/1.3
2004-05	24-1	204/8.5	30-61	.492	12-24	.500	11-18	.611	19	14	33	1.4	9	8	2	31-0	83/3.5
BIG EAST	14-0	75/5.4	11-18	.611	5-8	.625	1-5	.200	4	5	9	0.6	3	2	1	13-0	28/2.0
2005-06	30-28	862/28.7	105-232	.453	41-100	.410	94-138	.681	57	97	154	5.1	44	48	9	70-2	345/11.5
BIG EAST	16-14	480/30.0	65-137	.474	27-61	.443	55-80	.688	36	55	91	5.7	22	22	4	39-2	212/13.3
2006-07	12-12	345/28.8	74-156	.474	34-74	.459	27-41	.659	9	48	57	4.8	28	28	1	26-0	209/17.4
BIG EAST	0-0	0/0.0	0-0	.000	0-0	.000	0-0	.000	0	0	0	0.0	0	0	0	0-0	0/0.0
TOTALS	77-41	1434/18.6	212-458	.463	89-203	.438	133-199	.668	86	162	248	3.2	81	85	13	132-2	646/8.4
BIG EAST	34-14	560/16.5	78-158	.494	33-71	.465	56-85	.659	40	61	101	2.9	25	24	5	54-2	245/7.2



Colin Falls
 Guard • Senior • 6-5 • 200 • Park Ridge, Ill.
 (Loyola Academy)

15

Captain of 2006-07 ... became 46th player in Notre Dame basketball history to score 1,000 career points ... scored a season-high 21 points versus Lehigh ... returned to lineup against Army and scored a season-high 24 points ... hit his first seven shots of the game ... needs 44 three-pointers to become school's all-time career leader ... has made 62 consecutive starts in the games he has played ... scored season-high 17 points against Butler ... grabbed personal-best seven boards against The Citadel ... netted 20 points versus Alabama for 14th 20-plus outing of his career ... connected on a career-high 12 free throws on a personal best 13 attempts against the Crimson Tide ... has scored in double figures in seven games ... missed the first game of his collegiate career (had played in all 99 and started 60 consecutive contests) against Elon after undergoing shock wave therapy on Dec. 8 ... played in 100th career game against Army.

Opp.	Min.	Total			Rebounds			PF	A	TO	BLK	Stl.	Pts.			
		FG-FGA	Pct.	3FG-FGA	Pct.	FT-FTA	Pct.							Off.	Def.	Total
IPFW (S)	30	1-5	.200	1-5	.200	3-4	.750	0	3	3	1	2	0	2	6	
Butler (S)	38	5-11	.455	4-7	.571	3-5	.600	0	3	3	0	1	2	0	1	17
Lafayette (S)	30	3-7	.429	2-5	.400	0-0	.000	1	2	3	2	2	0	0	1	8
The Citadel (S)	30	3-10	.300	3-10	.300	2-2	1.000	0	7	7	1	4	0	0	1	11
Lehigh (S)	37	6-11	.545	4-8	.500	5-6	.833	0	3	3	2	0	0	0	0	21
Winston-Salem(S)	25	4-8	.500	3-7	.429	2-2	1.000	0	4	4	1	1	0	1	0	13
Maryland (S)	40	2-9	.222	1-8	.125	9-10	.900	1	3	4	2	3	3	0	1	14
Alabama (S)	34	3-8	.375	2-7	.286	12-13	.923	0	1	1	4	4	2	0	0	20
Elon	DNP-Inj.															
Portland	DNP-Inj.															
Army (S)	18	9-11	.818	6-8	.750	0-1	.000	0	2	2	2	1	1	0	0	24
Rider (S)	27	1-8	.125	1-7	.143	1-2	.500	0	3	3	3	2	0	1	1	4
Stony Brook																
Louisville																
Georgetown																
West Virginia																
Seton Hall																
Villanova																
USF																
St. John's																
Villanova																
Syracuse																
USF																
DePaul																
Providence																
Cincinnati																
DePaul																
Marquette																
Rutgers																

Falls' Career Statistics

YEAR	G-S	MIN/AVG	FG-FGA	PCT.	3-Point			Rebounds			AST.	STL	BLK	PF-D	PTS/AVG		
					FG-FGA	PCT.	FT-FTA	PCT.	O	D						TOT	AVG.
2003-04	32-8	499/15.6	47-115	.409	37-94	.394	16-23	.696	12	30	42	1.3	28	11	3	38-0	147/4.6
BIG EAST	16-2	196/12.3	19-45	.422	16-39	.410	11-16	.688	6	12	18	1.1	11	6	1	21-0	65/4.1
2004-05	29-22	901/31.1	101-261	.387	93-225	.413	70-78	.897	13	47	60	2.1	40	24	6	60-1	365/12.6
BIG EAST	16-16	567/35.4	65-171	.380	61-147	.415	52-58	.897	7	29	36	2.3	24	12	3	41-1	243/15.2
2005-06	30-30	1057/35.2	129-323	.399	102-257	.397	55-69	.797	10	57	67	2.2	52	18	9	62-2	415/13.8
BIG EAST	16-16	589/36.8	74-177	.412	58-146	.397	33-40	.825	9	36	45	2.8	30	7	6	34-1	237/14.8
2006-07	10-10	310/31.0	37-88	.420	27-72	.375	37-45	.822	2	31	33	3.3	20	7	2	18-0	138/13.8
BIG EAST	0-0	0/0.0	0-0	.000	0-0	.000	0-0	.000	0	0	0	0.0	0	0	0	0-0	0/0.0
TOTALS	101-70	2767/27.4	314-787	.399	259-648	.400	178-215	.828	37	165	202	2.0	140	60	20	178-3	1065/10.5
BIG EAST	48-34	1352/28.2	158-393	.402	135-332	.407	96-114	.842	22	77	99	2.1	65	25	10	96-2	545/11.4



Rob Kurz

Forward • Junior • 6-9 • 235 • Lower Gwynedd, Pa.
(Penn Charter)

31

Captain of 2006-07 Irish squad ... his eight-game double-figure scoring streak was the longest of his career ... scored a career-high 25 points and grabbed eight rebounds against Lehigh ... registered third double-double of his career with 16 points and a career-high 12 rebounds versus IPFW ... dished off a career-high six assists against Butler ... scored 16 points and grabbed eight rebounds against Lafayette ... career-high three steals vs. The Citadel ... perfect 5-5 from the field and 8-8 from the free-throw line in scoring 18 points and grabbing 10 rebounds versus Winston-Salem St ... finished with 16 points and five rebounds versus Maryland ... scored 14 and matched career best with 12 rebounds in recording third double-double of the season ... followed that up with a 16-point and 12-rebound (matching career-high) effort against Elon which marked the first time in his career that he recorded a double-double in consecutive outings ... also dished off a career-high seven assists in the game ... topped 20-point mark for the second time in his career when he finished with 21 points against Portland, in addition to grabbing 11 rebounds ... scored 23 points in just 22 minutes against Rider ... named to BIG EAST Weekly Honor Roll for the weeks of Dec. 4 and Dec. 18.

Opp.	Min.	Total			Rebounds			PF	A	TO	BLK	Stl.	Pts.			
		FG-FGA	Pct.	3FG-FGA	Pct.	FT-FTA	Pct.							Off.	Def.	Total
IPFW (S)	26	6-10	.600	0-2	.000	4-5	.800	3	9	12	3	1	1	1	0	16
Butler (S)	34	3-5	.600	0-0	.000	1-1	1.000	2	4	6	3	6	1	1	0	7
Lafayette (S)	20	7-10	.700	2-2	1.000	0-0	.000	2	6	8	3	2	1	2	2	16
The Citadel (S)	27	3-6	.500	1-2	.500	3-3	1.000	1	6	7	3	2	2	1	3	10
Lehigh (S)	36	6-9	.667	1-2	.500	12-13	.923	4	4	8	3	1	2	1	3	25
Winston-Salem(S)	21	5-5	1.000	0-0	.000	8-8	1.000	3	7	10	3	3	3	1	2	18
Maryland (S)	26	5-8	.625	2-3	.667	4-4	1.000	1	4	5	4	0	3	2	0	16
Alabama (S)	36	5-13	.385	0-2	.000	4-4	1.000	6	6	12	2	4	1	1	0	14
Elon (S)	30	3-6	.500	1-2	.500	9-11	.818	6	5	12	0	7	2	4	1	16
Portland (S)	33	5-10	.500	0-2	.000	11-12	.917	5	6	11	3	1	1	2	0	21
Army (S)	21	4-7	.571	1-1	1.000	0-0	.000	1	6	7	3	1	1	1	1	9
Rider (S)	22	6-8	.750	2-2	1.000	9-13	.692	4	4	8	2	1	1	1	3	23
Stony Brook																
Louisville																
Georgetown																
West Virginia																
Seton Hall																
Villanova																
USF																
St. John's																
Villanova																
Syracuse																
USF																
DePaul																
Providence																
Cincinnati																
DePaul																
Marquette																
Rutgers																

Kurz' Career Statistics

YEAR	G-S	MIN/AVG	FG-FGA	PCT.	3-Point			FT-FTA	PCT.	Rebounds			AVG.	AST.	STL	BLK	PF-D	PTS/AVG
					FG-FGA	PCT.	PCT.			O	D	TOT						
2004-05	14-0	66/4.7	5-14	.357	1-3	.333	8-14	.571	8	8	16	1.1	3	1	2	9-1	19/1.4	
BIG EAST	4-0	4/1.0	0-0	.000	0-0	.000	0-0	.000	0	0	0	0.0	0	0	0	0-0	0/0.0	
2005-06	30-12	638/21.3	61-131	.466	11-25	.440	58-75	.773	55	97	152	5.1	19	15	26	76-3	191/6.4	
BIG EAST	16-5	339/21.2	32-71	.451	6-13	.462	33-44	.750	25	50	75	4.7	6	7	11	37-1	103/6.5	
2006-07	12-12	332/27.7	58-97	.598	10-20	.500	65-74	.878	38	68	106	8.8	29	15	18	32-0	191/15.9	
BIG EAST	0-0	0/0.0	0-0	.000	0-0	.000	0-0	.000	0	0	0	0.0	0	0	0	0-0	0/0.0	
TOTALS	56-24	1036/18.5	124-242	.512	21-48	.458	131-163	.804	101	173	274	4.9	51	31	46	117-4	401/7.2	
BIG EAST	20-5	343/17.2	32-71	.451	6-13	.462	33-44	.750	25	50	75	3.8	6	7	11	37-1	103/6.4	



Ryan Ayers

Guard/Forward • Sophomore • 6-8 • 210 • Blue Bell, Pa.

(Germantown Academy)

42

Has played in 11 games ... scored a season-high seven points against Army ... finished with four points and six rebounds against Elon ... scored a season-high seven points against Army.

Opp.	Min.	Total			Rebounds			PF	A	TO	BLK	Stl.	Pts.		
		FG-FGA	Pct.	3FG-FGA	Pct.	FT-FTA	Pct.							Off.	Def.
IPFW	12	0-1	.000	0-1	.000	2-2	1.000	1	1	2	1	2	0	1	2
Butler	9	0-1	.000	0-0	.000	0-0	.000	0	0	0	0	0	0	0	0
Lafayette	23	0-4	.000	0-2	.000	1-2	.500	0	2	2	2	1	0	2	1
The Citadel	7	0-4	.000	0-1	.000	0-0	.000	1	1	2	1	0	0	0	0
Lehigh	4	0-0	.000	0-0	.000	0-0	.000	0	0	0	0	0	1	0	0
Winston-Salem	21	2-4	.500	0-1	.000	2-2	1.000	1	6	7	1	2	0	1	2
Maryland	5	0-1	.000	0-1	.000	0-0	.000	0	0	0	1	0	0	0	0
Alabama	DNP														
Elon	18	2-4	.500	0-2	.000	0-0	.000	2	4	6	2	2	0	0	4
Portland	15	1-2	.500	1-2	.500	0-0	.000	1	1	2	1	0	0	1	0
Army	18	2-4	.500	0-2	.000	0-0	.000	2	4	6	2	2	0	0	4
Rider	13	1-4	.250	0-3	.000	0-0	.000	0	1	1	1	0	0	0	1
Stony Brook															
Louisville															
Georgetown															
West Virginia															
Seton Hall															
Villanova															
USF															
St. John's															
Villanova															
Syracuse															
USF															
DePaul															
Providence															
Cincinnati															
DePaul															
Marquette															
Rutgers															

Ayers' Career Statistics

YEAR	G-S	MIN/AVG	FG-FGA			3-Point			FT-FTA			Rebounds			AST.	STL	BLK	PF-D	PTS/AVG
			PCT.	FG-FGA	PCT.	FG-FGA	PCT.	FT-FTA	PCT.	O	D	TOT	AVG.						
2005-06	18-0	123/6.8	6-22	.273	3-12	.250	4-4	1.000	3	9	12	0.7	3	3	2	11-0	19/1.1		
BIG EAST	8-0	27/3.4	2-5	.400	1-2	.500	0-0	.000	0	1	1	0.3	0	3	0	5-0	5/0.6		
2006-07	11-0	146/13.3	9-29	.310	2-15	.133	5-6	.833	7	18	25	2.3	9	7	2	13-0	25/2.3		
BIG EAST	0-0	0/0.0	0-0	.000	0-0	.000	0-0	.000	0	0	0	0.0	0	0	0	0-0	0/0.0		
TOTALS	29-0	269/9.1	15-51	.294	5-27	.185	9-10	.900	10	27	37	1.3	12	10	4	24-0	44/1.5		
BIG EAST	8-0	27/3.4	2-5	.400	1-2	.500	0-0	.000	0	1	1	0.3	0	3	0	5-0	5/0.6		



Zach Hillesland
 Forward • Sophomore • 6-9 • 227 • Toledo, Ohio
 (St. John's Jesuit)

33

Made first career start of his career against Elon (earned start in place of Colin Falls due to injury) and finished with six points and three rebounds ... registered first career double-double in season opener against IPFW as he scored 11 points and grabbed 12 rebounds (both career bests) ... started second half of Lehigh game and finished with 11 points (matching career-best) and grabbed seven rebounds playing 22 minutes ... eight points, nine rebounds and a career-high four assists vs. Maryland playing a career-high 25 minutes ... has played in all

12 games.

Opp.	Min.	Total		3FG-FGA	Pct.	FT-FTA	Pct.	Rebounds			PF	A	TO	BLK	Stl.	Pts.
		FG-FGA	Pct.					Off.	Def.	Total						
IPFW	20	5-5	1.000	0-0	.000	1-3	.333	1	11	12	2	0	3	0	1	11
Butler	9	0-0	.000	0-0	.000	0-0	.000	0	1	1	0	0	2	0	0	0
Lafayette	16	2-2	1.000	0-0	.000	1-2	.500	2	3	5	4	3	3	1	3	5
The Citadel	17	0-0	.000	0-0	.000	0-2	.000	0	4	4	2	2	1	1	0	0
Lehigh	22	4-5	.800	0-0	.000	3-4	.750	3	4	7	2	3	2	0	2	11
Winston-Salem	13	1-1	1.000	0-0	.000	2-2	1.000	1	2	3	3	3	1	0	1	4
Maryland	25	3-7	.429	0-0	.000	2-4	.500	1	8	9	3	4	2	0	1	8
Alabama	14	0-0	.000	0-0	.000	0-2	.000	1	1	2	3	1	2	1	1	0
Elon (S)	20	2-3	.667	0-0	.000	2-2	1.000	1	2	3	3	2	4	1	1	6
Portland (S)	22	2-4	.500	0-0	.000	2-3	.667	2	2	4	3	2	2	0	2	6
Army	15	2-2	1.000	0-0	.000	2-3	.667	2	3	5	3	1	2	0	1	6
Rider	19	1-2	.500	0-0	.000	4-5	.800	0	2	2	4	3	3	0	0	6
Stony Brook																
Louisville																
Georgetown																
West Virginia																
Seton Hall																
Villanova																
USF																
St. John's																
Villanova																
Syracuse																
USF																
DePaul																
Providence																
Cincinnati																
DePaul																
Marquette																
Rutgers																

Hillesland's Career Statistics

YEAR	G-S	MIN/AVG	FG-FGA	PCT.	3-Point			FT-FTA	PCT.	Rebounds			AST.	STL	BLK	PF-D	PTS/AVG
					FG-FGA	PCT.	PCT.			O	D	TOT					
2005-06	13-0	29/2.2	3-6	.500	0-0	.000	2-2	1.000	0	3	3	0.2	3	0	0	5-0	8/0.6
BIG EAST	5-0	7/1.4	1-1	1.000	0-0	.000	0-0	.000	0	0	0	0.0	1	0	0	1-0	2/0.4
2006-07	12-2	212/17.7	22-31	.710	0-0	.000	19-32	.594	14	43	57	4.8	24	13	4	32-0	63/5.3
BIG EAST	0-0	0/0.0	0-0	.000	0-0	.000	0-0	.000	0	0	0	0.0	0	0	0	0-0	0/0.0
TOTALS	25-2	241/9.6	25-37	.676	0-0	.000	21-34	.618	14	46	60	2.4	27	13	4	37-0	71/2.8
BIG EAST	5-0	7/1.8	1-1	1.000	0-0	.000	0-0	.000	0	0	0	0.0	1	0	0	1-0	2/0.4



Kyle McAlarney
 Guard • Sophomore • 6-1 • 194 • Staten Island, N.Y.
 (Moore Catholic)

23


Has started all 12 games ... scored a career-high 21 points on a personal-best seven three-pointers against Rider ... registered first 20-point outing of his career against Alabama as he finished with 20 points ... finished with nine points and seven assists in season opener ... dished off career-high 12 assists (nine in second half) vs. Lafayette ... netted a season-high 10 points against Winston-Salem St. ... named BB&T Classic Player of the Game vs. Maryland after scoring a career-high 18 points, including eight consecutive points in the second half

... connected on a career-best 6-6 from the line in scoring nine points against Elon ... dished off eight assists against Army ... named to the BIG EAST Weekly Honor Roll for the week of Dec. 11.

Opp.	Min.	Total		3FG-FGA	Pct.	FT-FTA	Pct.	Rebounds			PF	A	TO	BLK	Stl.	Pts.
		FG-FGA	Pct.					Off.	Def.	Total						
IPFW (S)	26	4-7	.571	1-4	.250	0-0	.000	1	2	3	0	7	1	0	1	9
Butler (S)	37	3-7	.429	2-3	.667	0-0	.000	0	1	1	2	4	2	0	2	8
Lafayette (S)	23	1-3	.333	1-3	.333	0-0	.000	0	1	1	0	12	3	0	0	3
The Citadel (S)	32	2-8	.250	1-5	.200	0-1	.000	2	2	4	0	5	2	0	1	5
Lehigh (S)	27	2-7	.286	0-4	.000	0-0	.000	2	2	4	0	6	3	0	0	4
Winston-Salem (S)	25	4-6	.667	2-4	.500	0-0	.000	0	2	2	0	4	4	0	0	10
Maryland (S)	37	6-11	.545	4-6	.667	2-2	1.000	0	2	2	0	5	5	0	2	18
Alabama (S)	34	7-9	.778	4-6	.667	2-2	1.000	0	2	2	3	3	2	0	1	20
Elon (S)	31	1-5	.200	1-3	.333	6-6	1.000	0	2	2	1	2	1	0	2	9
Portland (S)	34	3-8	.375	1-5	.200	1-2	.500	0	2	2	0	3	2	0	3	8
Army (S)	25	2-4	.500	2-4	.500	3-4	.750	1	0	1	0	8	1	0	0	9
Rider (S)	27	7-11	.636	7-9	.778	0-0	.000	1	2	3	0	6	0	0	1	21
Stony Brook																
Louisville																
Georgetown																
West Virginia																
Seton Hall																
Villanova																
USF																
St. John's																
Villanova																
Syracuse																
USF																
DePaul																
Providence																
Cincinnati																
DePaul																
Marquette																
Rutgers																

McAlarney's Career Statistics

YEAR	G-S	MIN/AVG	FG-FGA	PCT.	3-Point		FT-FTA	PCT.	Rebounds			AVG.	AST.	STL	BLK	PF-D	PTS/AVG
					FG-FGA	PCT.			O	D	TOT						
2005-06	29-10	649/22.4	61-131	.466	40-93	.430	30-33	.909	11	37	48	1.7	72	16	1	37-1	192/6.6
BIG EAST	16-9	390/24.4	32-75	.427	22-55	.400	13-14	.929	8	27	35	2.2	48	6	0	23-1	99/6.2
2006-07	12-12	358/29.8	42-86	.488	26-56	.464	14-17	.824	7	20	27	2.3	65	13	0	6-0	124/10.3
BIG EAST	0-0	0/0.0	0-0	.000	0-0	.000	0-0	.000	0	0	0	0.0	0	0	0	0-0	0/0.0
TOTALS	41-22	1007/24.6	103-217	.475	66-149	.443	44-50	.880	18	57	75	1.8	137	29	1	43-1	316/7.7
BIG EAST	16-9	390/24.4	32-75	.427	22-55	.400	13-14	.929	8	27	35	2.2	48	6	0	23-1	99/6.2



Luke Zeller

40

Forward/Center • Sophomore • 6-11 • 245 • Washington, Ind.
(Washington)

Has started all 12 games ... tallied a career-high 14 points in win over Elon as he finished 5-7 from the field and 3-4 from three-point range ... scored a career-high 12 points against The Citadel ... has netted double figures in four career outings.

Opp.	Min.	Total			Rebounds			PF	A	TO	BLK	Stl.	Pts.			
		FG-FGA	Pct.	3FG-FGA	Pct.	FT-FTA	Pct.							Off.	Def.	Total
IPFW (S)	15	3-5	.600	0-1	.000	0-0	.000	2	2	4	5	0	4	0	2	6
Butler (S)	18	1-2	.500	1-1	1.000	2-2	1.000	0	3	3	1	2	3	0	0	5
Lafayette (S)	20	4-6	.667	0-0	.000	0-0	.000	1	2	3	3	2	3	1	0	8
The Citadel (S)	23	5-5	1.000	1-1	1.000	1-1	1.000	3	1	4	3	3	0	1	0	12
Lehigh (S)	6	1-1	1.000	1-1	1.000	2-4	.500	2	0	2	0	0	2	0	0	5
Winston-Salem (S)	21	3-6	.500	0-1	.000	0-0	.000	1	2	3	2	1	0	0	0	6
Maryland (S)	17	1-3	.333	1-2	.500	0-0	.000	0	4	4	4	0	1	0	1	3
Alabama (S)	10	3-3	1.000	0-0	.000	0-0	.000	1	1	2	1	0	0	2	0	6
Elon (S)	22	5-7	.714	3-4	.750	1-3	.333	2	1	3	4	2	0	0	0	14
Portland (S)	14	0-4	.000	0-0	.000	0-0	.000	1	0	1	3	0	0	0	0	0
Army (S)	17	1-5	.200	0-0	.000	0-0	.000	2	1	3	4	0	1	2	1	3
Rider (S)	16	1-5	.200	0-2	.000	1-2	.500	0	3	3	4	0	3	1	0	3
Stony Brook																
Louisville																
Georgetown																
West Virginia																
Seton Hall																
Villanova																
USF																
St. John's																
Villanova																
Syracuse																
USF																
DePaul																
Providence																
Cincinnati																
DePaul																
Marquette																
Rutgers																

Zeller's Career Statistics

YEAR	G-S	MIN/AVG	FG-FGA	PCT.	3-Point			Rebounds			AST.	STL	BLK	PF-D	PTS/AVG		
					FG-FGA	PCT.	FT-FTA	PCT.	O	D						TOT	AVG.
2005-06	27-9	371/13.7	32-88	.364	20-59	.339	8-17	.471	22	63	85	3.1	28	3	7	40-1	92/3.4
BIG EAST	14-3	165/11.8	13-42	.310	8-30	.267	2-4	.500	11	20	32	2.3	13	1	3	20-0	36/2.6
2006-07	12-12	199/16.6	29-52	.533	8-15	.533	7-12	.583	15	20	35	2.9	10	4	7	34-1	71/5.9
BIG EAST	0-0	0/0.0	0-0	.000	0-0	.000	0-0	.000	0	0	0	0.0	0	0	0	0-0	0/0.0
TOTALS	39-21	570/14.6	60-140	.429	28-74	.378	15-29	.517	37	83	120	3.1	38	7	14	74-2	163/4.2
BIG EAST	14-3	165/11.8	13-42	.310	8-30	.267	2-4	.500	11	20	32	2.3	13	1	3	20-0	36/2.6



Luke Harangody
Forward • Freshman • 6-8 • 250 • Schererville, Ind. (Andreas)

First freshman since Chris Thomas in 2001 to score in double figures in collegiate debut as he finished with 12 points and eight rebounds vs. IPFW ... first rookie since Troy Murphy to score in double figures in first five collegiate outings ... registered first career double-double by a rookie since Torin Francis in 2002 when he scored 17 points and grabbed 10 rebounds ... scored 16 of his 18 points against The Citadel in the first half ... BIG EAST Rookie of the Week (week of Nov. 20) ... notched second double-double with 12 points and 10 rebounds against Elon ... has played in all 12 games and scored in double figures in nine of those contests ... posted third double-double of the season with 10 points and career-high 12 boards against Army ... matched career-high with 18 points and 10 rebounds against Rider.

Opp.	Min.	Total		Pct.	3FG-FGA		Pct.	FT-FTA		Pct.	Rebounds			PF	A	TO	BLK	Stl.	Pts.
		FG-FGA	Pct.		FG-FGA	Pct.		Off.	Def.		Total								
IPFW	17	4-9	.444	0-0	.000	4-4	1.000	3	5	8	4	3	1	0	2	12			
Butler	21	7-13	.538	0-0	.000	3-3	1.000	6	4	10	2	0	0	1	0	17			
Lafayette	20	7-12	.583	0-0	.000	4-5	.800	3	2	5	2	0	2	0	1	18			
The Citadel	17	7-9	.778	0-0	.000	4-4	1.000	1	0	1	0	1	1	1	3	18			
Lehigh	19	4-7	.571	0-0	.000	2-2	1.000	0	2	2	4	2	2	0	3	10			
Winston-Salem	18	4-7	.571	0-0	.000	1-2	.500	3	0	3	2	3	1	2	1	9			
Maryland	12	1-3	.333	0-0	.000	2-4	.500	0	2	2	0	0	0	0	0	4			
Alabama	19	4-9	.444	0-1	.000	1-1	1.000	0	7	7	3	1	0	1	1	9			
Elon	18	4-9	.444	0-0	.000	4-4	1.000	4	6	10	1	1	2	0	1	12			
Portland	19	2-8	.250	0-0	.000	8-9	.889	1	1	2	3	3	1	0	2	12			
Army	18	3-7	.429	0-0	.000	4-5	.800	4	8	12	1	4	1	0	1	10			
Rider	19	8-12	.667	0-0	.000	2-2	1.000	4	6	10	2	1	0	1	0	18			
Stony Brook																			
Louisville																			
Georgetown																			
West Virginia																			
Seton Hall																			
Villanova																			
USF																			
St. John's																			
Villanova																			
Syracuse																			
USF																			
DePaul																			
Providence																			
Cincinnati																			
DePaul																			
Marquette																			
Rutgers																			

Harangody's Career Statistics

YEAR	G-S	MIN/AVG	FG-FGA	PCT.	3-Point		FT-FTA	PCT.	Rebounds			AVG.	AST.	STL	BLK	PF-D	PTS/AVG
					FG-FGA	PCT.			O	D	TOT						
2006-07	12-0	216/17.9	55-105	.524	0-1	.000	39-45	.867	29	43	72	6.0	19	15	6	24-0	149/12.4
BIG EAST	0-0	0/0.0	0-0	.000	0-0	.000	0-0	.000	0	0	0	0.0	0	0	0	0-0	0/0.0
TOTALS	12-0	216/17.9	55-105	.524	0-1	.000	39-45	.867	29	23	72	6.0	19	15	6	24-0	149/12.4
BIG EAST	0-0	0/0.0	0-0	.000	0-0	.000	0-0	.000	0	0	0	0.0	0	0	0	0-0	0/0.0



Joe Harden
 Guard • Freshman • 6-7 • 212 • Acampo, Calif. (St. Mary's)

Has played in eight games ... scored two points in collegiate debut against IPFW ... had two points and two rebounds against Winston-Salem ... tallied a career-best four points and grabbed three rebounds versus Elon ... grabbed a career-high four rebounds against Army.

Opp.	Min.	FG-FGA	Total		Pct.	FT-FTA	Pct.	Off.	Rebounds		PF	A	TO	BLK	Stl.	Pts.
			Pct.	3FG-FGA					Def.	Total						
IPFW	4	0-0	.000	0-0	.000	2-2	.000	0	1	1	0	0	0	0	0	2
Butler	DNP															
Lafayette	5	0-0	.000	0-0	.000	0-0	.000	1	0	1	0	1	0	0	0	0
The Citadel	3	0-1	.000	0-0	.000	0-0	.000	0	0	0	0	1	0	0	0	0
Lehigh	DNP															
Winston-Salem	6	1-2	.500	0-1	.000	0-0	.000	0	2	2	1	0	0	1	0	2
Maryland	DNP															
Alabama	DNP															
Elon	5	1-3	.333	0-1	.000	2-2	1.000	1	2	3	0	1	0	0	0	4
Portland	2	0-0	.000	0-0	.000	0-0	.000	0	0	0	0	0	0	0	0	0
Army	8	0-1	.000	0-1	.000	0-1	.000	1	3	4	0	0	0	0	0	0
Rider	4	0-0	.000	0-0	.000	0-0	.000	0	0	0	1	2	0	0	0	0
Stony Brook																
Louisville																
Georgetown																
West Virginia																
Seton Hall																
Villanova																
USF																
St. John's																
Villanova																
Syracuse																
USF																
DePaul																
Providence																
Cincinnati																
DePaul																
Marquette																
Rutgers																

Harden's Career Statistics

YEAR	G-S	MIN/AVG	FG-FGA	PCT.	3-Point		FT-FTA	PCT.	O	Rebounds			AST.	STL	BLK	PF-D	PTS/AVG
					FG-FGA	PCT.				D	TOT	AVG.					
2006-07	8-0	37/4.6	2-7	.286	0-3	.000	4-5	.800	3	8	11	1.4	5	0	1	2-0	8/1.0
BIG EAST	0-0	0/0.0	0-0	.000	0-0	.000	0-0	.000	0	0	0	0.0	0	0	0	0-0	0/0.0
TOTALS	8-0	37/4.6	2-7	.286	0-3	.000	4-5	.800	3	8	11	1.4	5	0	1	2-0	8/1.0
BIG EAST	0-0	0/0.0	0-0	.000	0-0	.000	0-0	.000	0	0	0	0.0	0	0	0	0-0	0/0.0



Tory Jackson

20

Guard • Freshman • 5-10 • 185 • Saginaw, Mich. (Buena Vista)

Has played in all 12 games ... scored six points in collegiate debut against IPFW ... reached double figures for the first time in his career against Lafayette as he finished with 11 points ... career-high four assists against Lehigh ... finished with four points and a career-high five steals and three assists versus Winston-Salem ... matched career-high with five steals against Maryland and played 13 of his 16 total minutes in the second half ... scored eight points and grabbed a career-high five rebounds playing a personal best 19 minutes against Elon ... played a career-high 23 minutes against Portland and finished with eight points and four rebounds ... career-high five assists against Army

Opp.	Min.	Total			Rebounds			PF	A	TO	BLK	Stl.	Pts.			
		FG-FGA	Pct.	3FG-FGA	Pct.	FT-FTA	Pct.							Off.	Def.	Total
IPFW	13	3-5	.600	0-1	.000	0-0	.000	0	1	1	0	0	2	0	6	
Butler	3	0-0	.000	0-0	.000	0-0	.000	0	0	0	1	0	1	0	0	
Lafayette	16	3-4	.750	0-0	.000	4-11	.364	1	0	1	3	2	2	0	1	10
The Citadel	16	2-5	.400	0-3	.000	0-0	.000	0	2	2	0	1	5	0	0	4
Lehigh	14	1-1	1.000	1-1	1.000	0-0	.000	0	0	0	2	4	0	0	1	14
Winston-Salem	16	2-6	.333	0-2	.000	1-1	1.000	0	1	1	3	3	2	0	5	5
Maryland	16	2-3	.667	0-1	.000	1-2	.500	1	1	2	3	1	1	0	5	5
Alabama	16	1-4	.250	0-1	.000	1-2	.500	0	0	0	3	3	0	0	2	3
Elon	19	2-10	.200	0-4	.000	4-8	.500	3	2	5	1	1	2	0	2	8
Portland	23	1-2	.500	1-1	1.000	5-6	.833	1	3	4	0	1	1	0	1	8
Army	18	1-3	.333	1-2	.500	0-1	.000	0	4	4	2	5	1	0	3	3
Rider	17	2-2	1.000	0-0	.000	0-0	.000	1	2	3	3	3	2	0	1	4
Stony Brook																
Louisville																
Georgetown																
West Virginia																
Seton Hall																
Villanova																
USF																
St. John's																
Villanova																
Syracuse																
USF																
DePaul																
Providence																
Cincinnati																
DePaul																
Marquette																
Rutgers																

Jackson's Career Statistics

YEAR	G-S	MIN/AVG	FG-FGA	PCT.	3-Point			Rebounds			AVG.	AST.	STL	BLK	PF-D	PTS/AVG	
					FG-FGA	PCT.	FT-FTA	PCT.	O	D							TOT
2006-07	12-0	187/15.6	20-45	.444	3-16	.188	16-31	.516	7	16	23	1.9	24	21	0	25-0	59/4.9
BIG EAST	0-0	0/0.0	0-0	.000	0-0	.000	0-0	.000	0	0	0	0.0	0	0	0	0-0	0/0.0
TOTALS	12-0	187/15.6	20-45	.444	3-16	.188	16-31	.516	7	16	23	1.9	24	21	0	25-0	59/4.9
BIG EAST	0-0	0/0.0	0-0	.000	0-0	.000	0-0	.000	0	0	0	0.0	0	0	0	0-0	0/0.0



Jonathan Peoples
 Guard • Freshman • 6-3 • 214 • Bellwood, Ill. (St. Joseph)

20

Has played in seven games ... netted a career-high seven points in seven minutes off the bench against Winston-Salem St. ... played in season opener against IPFW and scored first collegiate points ... scored three points against Lafayette ... played a season-high eight minutes against Army and had three points and an assist ... scored five points against Rider.

Opp.	Min.	Total				Rebounds			PF	A	TO	BLK	Stl.	Pts.	
		FG-FGA	Pct.	3FG-FGA	Pct.	FT-FTA	Pct.	Off.							Def.
IPFW	4	1-1	1.000	0-0	.000	0-0	.000	0	1	1	0	0	0	0	2
Butler	DNP														
Lafayette	4	0-0	.000	0-0	.000	3-4	.750	0	0	0	1	0	0	1	3
The Citadel	3	0-0	.000	0-0	.000	0-0	.000	0	1	1	0	0	0	0	0
Lehigh	DNP														
Winston-Salem	7	2-2	1.000	1-1	1.000	2-2	1.000	0	1	1	1	1	1	0	7
Maryland	DNP														
Alabama	DNP														
Elon	6	0-3	.000	0-1	.000	0-0	.000	0	1	1	0	0	0	0	0
Portland	1	0-0	.000	0-0	.000	0-0	.000	0	0	0	0	0	0	0	0
Army	4	2-2	1.000	1-1	1.000	0-0	.000	0	0	0	0	0	0	0	5
Rider															
Stony Brook															
Louisville															
Georgetown															
West Virginia															
Seton Hall															
Villanova															
USF															
St. John's															
Villanova															
Syracuse															
USF															
DePaul															
Providence															
Cincinnati															
DePaul															
Marquette															
Rutgers															

Peoples' Career Statistics

YEAR	G-S	MIN/AVG	FG-FGA		3-Point		FT-FTA		Rebounds			AST.	STL	BLK	PF-D	PTS/AVG	
			PCT.	PCT.	PCT.	PCT.	O	D	TOT	AVG.							
2006-07	8-0	37/4.6	6-10	.600	3-5	.600	5-6	.833	0	4	4	0.5	2	1	0	2-0	20/2.5
BIG EAST	0-0	0/0.0	0-0	.000	0-0	.000	0-0	.000	0	0	0	0.0	0	0	0	0-0	0/0.0
TOTALS	8-0	37/4.6	6-10	.500	3-5	.600	5-6	.833	0	4	4	0.5	2	1	0	2-0	20/2.5
BIG EAST	0-0	0/0.0	0-0	.000	0-0	.000	0-0	.000	0	0	0	0.0	0	0	0	0-0	0/0.0



Kieran Piller
 Guard • Freshman • 6-1 • 198 • Endicott, N.Y. (Union-Endicott)


35

Second year walk-on to Irish program has played in six games ... played in season opener against IPFW ... grabbed first career rebound against Elon ... also had a rebound in the Portland game ... played four minutes against Army and dished off first career assist in the game.

Opp.	Min.	Total		3FG-FGA	Pct.	FT-FTA	Pct.	Rebounds			PF	A	TO	BLK	Stl.	Pts.
		FG-FGA	Pct.					Off.	Def.	Total						
IPFW	2	0-0	.000	0-0	.000	0-0	.000	0	0	0	0	0	0	0	0	0
Butler	DNP															
Lafayette	DNP															
The Citadel	DNP															
Lehigh	DNP															
Winston-Salem	2	0-0	.000	0-0	.000	0-0	.000	0	0	0	0	0	0	0	0	0
Maryland	DNP															
Alabama	DNP															
Elon	2	0-0	.000	0-0	.000	0-0	.000	0	1	1	0	0	0	0	0	0
Portland	1	0-0	.000	0-0	.000	0-2	.000	0	1	1	0	0	0	0	0	0
Army	4	0-0	.000	0-0	.000	0-0	.000	0	0	0	0	1	0	0	0	0
Rider	1	0-0	.000	0-0	.000	0-0	.000	0	0	0	0	0	0	0	0	0
Stony Brook																
Louisville																
Georgetown																
West Virginia																
Seton Hall																
Villanova																
USF																
St. John's																
Villanova																
Syracuse																
USF																
DePaul																
Providence																
Cincinnati																
DePaul																
Marquette																
Rutgers																

Piller's Career Statistics

YEAR	G-S	MIN/AVG	FG-FGA	PCT.	3-Point		FT-FTA	PCT.	Rebounds			AVG.	AST.	STL	BLK	PF-D	PTS/AVG
					FG-FGA	PCT.			O	D	TOT						
2005-06	3-0	4/1.3	0-0	.000	0-0	.000	2-2	1.000	0	0	0	0.0	0	0	0	0-0	2/0.7
BIG EAST	1-0	1/1.0	0-0	.000	0-0	.000	0-0	.000	0	0	0	0.0	0	0	0	0-0	0/0.0
2006-07	6-0	12/2.0	0-0	.000	0-0	.000	0-2	.000	0	2	0	0.3	1	0	0	0-0	0/0.0
BIG EAST	0-0	0/0.0	0-0	.000	0-0	.000	0-0	.000	0	0	0	0.0	0	0	0	0-0	0/0.0
TOTALS	9-0	16/1.8	0-0	.000	0-0	.000	2-4	.500	0	2	0	0.2	1	0	0	0-0	2/0.2
BIG EAST	1-0	1/1.0	0-0	.000	0-0	.000	0-0	.000	0	0	0	0.0	0	0	0	0-0	0/0.0



Tim Andree

41

Forward • Freshman • 6-8 • 238 • Colts Neck, NJ

(Christian Brothers Academy)

First-year walk-on to Irish program has played in four games ... scored first collegiate points against Army on a field goal ... father Tim played basketball for Irish from 1979-83 ... played in his first collegiate game in season opener against IPFW ... suffered a broken ankle in practice following Christmas break and will miss next several weeks.

Opp.	Min.	Total		3FG-FGA	Pct.	FT-FTA	Pct.	Rebounds			PF	A	TO	BLK	Stl.	Pts.
		FG-FGA	Pct.					Off.	Def.	Total						
IPFW	1	0-0	.000	0-0	.000	0-0	.000	0	0	0	0	0	0	0	0	0
Butler	DNP															
Lafayette	DNP															
The Citadel	DNP															
Lehigh	DNP															
Winston-Salem	2	0-0	.000	0-0	.000	0-0	.000	0	0	0	1	0	0	0	0	0
Maryland	DNP															
Alabama	DNP															
Elon	1	0-0	.000	0-0	.000	0-0	.000	1	0	1	0	0	0	0	0	0
Portland	1	0-0	.000	0-0	.000	0-0	.000	0	0	0	0	0	0	0	0	0
Army	4	1-2	.500	0-0	.000	0-0	.000	0	0	0	0	0	0	0	0	2
Rider	DNP-Inj.															
Stony Brook																
Louisville																
Georgetown																
West Virginia																
Seton Hall																
Villanova																
USF																
St. John's																
Villanova																
Syracuse																
USF																
DePaul																
Providence																
Cincinnati																
DePaul																
Marquette																
Rutgers																

Andree's Career Statistics

YEAR	G-S	MIN/AVG	FG-FGA		PCT.	3-Point		FT-FTA	PCT.	Rebounds			AVG.	AST.	STL	BLK	PF-D	PTS/AVG
			FG-FGA	PCT.		FG-FGA	PCT.			O	D	TOT						
2006-07	5-0	9/1.3	1-2	.500	.500	0-0	.000	0-2	.000	1	0	1	0.2	0	0	0	1-0	2/0.4
BIG EAST	0-0	0/0.0	0-0	.000	.000	0-0	.000	0-0	.000	0	0	0	0.0	0	0	0	0-0	0/0.0
TOTALS	5-0	9/1.3	1-2	.500	.500	0-0	.000	0-2	.000	1	0	1	0.2	0	0	0	1-0	2/0.4
BIG EAST	0-0	0/0.0	0-0	.000	.000	0-0	.000	0-0	.000	0	0	0	0.0	0	0	0	0-0	0/0.0

Career/Season Highs

Ryan Ayers

Points:

Career: 7 vs. Michigan (3-20-06) and Army (12-21-06)

Season: 7 vs. Army (12-21-06)

Field Goals:

Career: 3 vs. Army (12-21-06)

Season: 3 vs. Army (12-21-06)

Field Goals Attempted:

Career: 6 vs. Niagara (12-21-05)

Season: 4 on six occasions

Field-Goal Percentage:

Career: .750 vs. Army (12-21-06)

Season: .750 vs. Army (12-21-06)

Three-Point Field Goals:

Career: 1 on five occasions

Season: 1 vs. Portland (12-19-06) and Army (12-21-06)

Three-Point Field Goals Attempted:

Career: 4 vs. Niagara (12-21-05)

Season: 3 vs. Rider (12-27-06)

Three-Point Field Goal Percentage:

Career: 1.000 vs. Rutgers (2-8-06) and Michigan (3-20-06)

Season: .500 vs. Portland (12-19-06) and Army (12-21-06)

Free Throws:

Career: 2 on four occasions

Season: 2 vs. IPFW (11-10-06) and Winston-Salem St. (11-29-06)

Free Throws Attempted:

Career: 2 on four occasions

Season: 2 on three occasions

Free-Throw Percentage:

Career: 1.000 on four occasions

Season: 1.000 vs. IPFW (11-10-06) and Winston-Salem St. (11-29-06)

Rebounds:

Career: 7 vs. Winston-Salem St. (11-29-06)

Season: 7 vs. Winston-Salem St. (11-29-06)

Assists:

Career: 2 on four occasions

Season: 2 on four occasions

Blocked Shots:

Career: 1 on three occasions

Season: 1 vs. Winston-Salem St. (11-29-06) and Portland (12-19-06)

Steals:

Career: 2 on three occasions

Season: 2 vs. Lafayette (11-14-06) and Winston-Salem St. (11-29-06)

Minutes:

Career: 34 vs. Michigan (3-20-06)

Season: 23 vs. Lafayette (11-14-06)

Russell Carter

Points:

Career: 28 vs. Portland (12-19-06)

Season: 28 vs. Alabama (12-19-06)

Field Goals:

Career: 9 vs. Alabama (12-7-06)

Season: 9 vs. Alabama (12-7-06)

Field Goals Attempted:

Career: 16 vs. Alabama (12-7-06) and Portland (12-19-06)

Season: 16 vs. Alabama (12-7-06) and Portland (12-19-06)

Field-Goal Percentage:

Career: 1.000 on five occasions

Season: .667 vs. Lafayette (11-14-06)

Three-Point Field Goals:

Career: 6 vs. Alabama (12-7-06)

Season: 6 vs. Alabama (12-7-06)

Three-Point Field Goals Attempted:

Career: 11 vs. Alabama (12-7-06)

Season: 11 vs. Alabama (12-7-06)

Three-Point Field Goal Percentage:

Career: 1.000 on eight occasions

Season: .714 vs. Elon (12-16-06)

Free Throws:

Career: 9 vs. Providence (3-1-06)

Season: 7 vs. Portland (12-19-06)

Free Throws Attempted:

Career: 11 vs. Providence (3-1-06)

Season: 8 vs. Portland (12-19-06)

Free-Throw Percentage:

Career: 1.000 on nine occasions

Season: 1.000 on three occasions

Rebounds:

Career: 14 vs. IPFW (12-18-05)

Season: 7 vs. Rider (12-27-06)

Assists:

Career: 5 vs. Rider (12-27-06)

Season: 5 vs. Rider (12-27-06)

Blocked Shots:

Career: 1 on 10 occasions

Season: 1 vs. The Citadel (11-19-06)

Steals:

Career: 6 vs. IPFW (12-18-05)

Season: 5 vs. Alabama (12-7-06) and Rider (12-27-06)

Minutes:

Career: 41 vs. Pittsburgh (1-4-06)

Season: 37 vs. Alabama (12-7-06)

Colin Falls

Points:

Career: 32 vs. Seton Hall (2-18-06)

Season: 21 vs. Lehigh (11-27-06)

Field Goals:

Career: 10 vs. Seton Hall (2-18-06)

Season: 9 vs. Army (12-21-06)

Field Goals Attempted:

Career: 19 vs. Connecticut (2-21-06)

Season: 11 on three occasions

Field-Goal Percentage:

Career: 1.000 on four occasions

Season: .750 vs. Army (12-21-06)

Three-Point Field Goals:

Career: 8 vs. Pittsburgh (3-5-05) and Seton Hall (2-18-06)

Season: 6 vs. Army (12-21-06)

Three-Point Field Goals Attempted:

Career: 15 vs. Seton Hall (2-18-06)

Season: 10 vs. The Citadel (11-19-06)

Three-Point Field Goal Percentage:

Career: 1.000 on three occasions

Season: .571 vs. Butler (11-13-06)

Free Throws:

Career: 12 vs. Alabama (12-7-06)

Season: 12 vs. Alabama (12-7-06)

Free Throws Attempted:

Career: 13 vs. Alabama (12-7-06)

Season: 13 vs. Alabama (12-7-06)

Free-Throw Percentage:

Career: 1.000 on 26 occasions

Season: 1.000 vs. The Citadel (11-19-06) and Winston-Salem St. (11-29-06)

Rebounds:

Career: 7 vs. The Citadel (11-19-06)

Season: 7 vs. The Citadel (11-19-06)

Assists:

Career: 10 vs. Syracuse (1-11-06)

Season: 4 vs. The Citadel (11-19-06) and Alabama (12-7-06)

Blocked Shots:

Career: 2 vs. DePaul (1-7-06)

Season: 1 vs. Winston-Salem St. (11-29-06)

Steals:

Career: 3 on three occasions

Season: 2 vs. IPFW (11-10-06)

Minutes:

Career: 47 vs. Georgetown (1-24-06)

Season: 40 vs. Maryland (12-3-06)

Luke Harangody

Points:

Career: 18 on three occasions

Field Goals:

Career: 8 vs. Rider (12-28-06)

Field Goals Attempted:

Career: 13 vs. Butler (11-13-06)

Field-Goal Percentage:

Career: .778 vs. The Citadel (11-19-06)

Three-Point Field Goals:

Career: -

Three-Point Field Goals Attempted:

Career: -

Three-Point Field Goal Percentage:

Career: -

Free Throws:

Career: 8 vs. Portland (12-19-06)

Free Throws Attempted:

Career: 9 vs. Portland (12-19-06)

Free-Throw Percentage:

Career: 1.000 on six occasions

Rebounds:

Career: 12 vs. Army (12-21-06)

Assists:

Career: 4 vs. Army (12-21-06)

Blocked Shots:

Career: 2 vs. Winston-Salem St. (11-29-06)

Steals:

Career: 3 vs. The Citadel (11-19-06) and Lehigh (11-27-06)

Minutes:

Career: 21 vs. Butler (11-13-06)

Joe Harden

Points:

Career: 4 vs. Elon (12-16-06)

Field Goals:

Career: 1 vs. Winston-Salem St. (11-29-06) and Elon (12-16-06)

Field Goals Attempted:

Career: 3 vs. Elon (12-16-06)

Field-Goal Percentage:

Career: .500 vs. Winston-Salem St. (11-29-06)

Three-Point Field Goals:

Career: -

Three-Point Field Goals Attempted:

Career: 1 on three occasions

Three-Point Field Goal Percentage:

Career: -

Free Throws:

Career: 2 vs. IPFW (11-10-06) and Elon (12-16-06)

Free Throws Attempted:

Career: 2 vs. IPFW (11-10-06) and Elon (12-16-06)

Free-Throw Percentage:

Career: 1.000 vs. IPFW (11-10-06) and Elon (12-16-06)

Rebounds:

Career: 4 vs. Army (12-21-06)

Assists:

Career: 2 vs. Rider (12-28-06)

Blocked Shots:

Career: 1 vs. Winston-Salem St. (11-29-06)

Steals:

Career: -

Minutes:

Career: 8 vs. Army (12-21-06)

Career/Season Highs

Zach Hillesland

Points:

Career: 11 vs. IPFW (11-10-06) and Lehigh (11-27-06)

Season: 11 vs. IPFW (11-10-06) and Lehigh (11-27-06)

Field Goals:

Career: 5 vs. IPFW (11-10-06)

Season: 5 vs. IPFW (11-10-06)

Field Goals Attempted:

Career: 5 vs. IPFW (11-10-06) and Lehigh (11-27-06)

Season: 5 vs. IPFW (11-10-06) and Lehigh (11-27-06)

Field-Goal Percentage:

Career: 1.000 on six occasions

Season: 1.000 on four occasions

Three-Point Field Goals:

Career: —

Three-Point Field Goals Attempted:

Career: —

Three-Point Field Goal Percentage:

Career: —

Free Throws:

Career: 4 vs. Rider (12-28-06)

Season: 4 vs. Rider (12-28-06)

Free Throws Attempted:

Career: 5 vs. Rider (12-28-06)

Season: 5 vs. Rider (12-28-06)

Free-Throw Percentage:

Career: 1.000 on three occasions

Season: 1.000 vs. Winston-Salem St. (11-29-06) and Elon (12-16-06)

Rebounds:

Career: 12 vs. IPFW (11-10-06)

Season: 12 vs. IPFW (11-10-06)

Assists:

Career: 4 vs. Maryland (12-3-06)

Season: 4 vs. Maryland (12-3-06)

Blocked Shots:

Career: 1 on four occasions

Season: 1 on four occasions

Steals:

Career: 3 vs. Lafayette (11-14-06)

Season: 3 vs. Lafayette (11-14-06)

Minutes:

Career: 25 vs. Maryland (12-3-06)

Season: 25 vs. Maryland (12-3-06)

Tory Jackson

Points:

Career: 10 vs. Lafayette (11-14-06)

Field Goals:

Career: 3 vs. IPFW (11-10-06) and Lafayette (11-14-06)

Field Goals Attempted:

Career: 10 vs. Elon (12-16-06)

Field-Goal Percentage:

Career: 1.00 vs. Lehigh (11-27-06) and Rider (12-28-06)

Three-Point Field Goals:

Career: 1 vs. Lehigh (11-27-06) and Portland (12-19-06)

Three-Point Field Goals Attempted:

Career: 4 vs. Elon (12-16-06)

Three-Point Field Goal Percentage:

Career: 1.000 vs. Lehigh (11-27-06) and Portland (12-19-06)

Free Throws:

Career: 5 vs. Portland (12-19-06)

Free Throws Attempted:

Career: 11 vs. Lafayette (11-14-06)

Free-Throw Percentage:

Career: 1.000 vs. IPFW (11-10-06)

Rebounds:

Career: 5 vs. Elon (12-16-06)

Assists:

Career: 5 vs. Army (12-21-06)

Blocked Shots:

Career: —

Steals:

Career: 5 vs. Winston-Salem St. (11-29-06) and Maryland (12-3-06)

Minutes:

Career: 23 vs. Portland (12-19-06)

Rob Kurz

Points:

Career: 25 vs. Lehigh (11-27-06)

Season: 25 vs. Lehigh (11-27-06)

Field Goals:

Career: 8 vs. Lafayette (11-20-05)

Season: 7 vs. Lafayette (11-14-06)

Field Goals Attempted:

Career: 13 vs. Alabama (12-7-06)

Season: 13 vs. Alabama (12-7-06)

Field-Goal Percentage:

Career: 1.000 on four occasions

Season: 1.000 (5-5) vs. Winston-Salem St. (11-29-06)

Three-Point Field Goals:

Career: 3 vs. Georgetown (3-8-06)

Season: 2 vs. Lafayette (11-14-06) and Rider (12-28-06)

Three-Point Field Goals Attempted:

Career: 4 vs. Georgetown (3-8-06)

Season: 2 on seven occasions

Three-Point Field Goal Percentage:

Career: 1.000 on five occasions

Season: 1.000 on three occasions

Free Throws:

Career: 12 vs. Lehigh (11-27-06)

Season: 12 vs. Lehigh (11-27-06)

Free Throws Attempted:

Career: 13 vs. Lehigh (11-27-06) and Rider (12-28-06)

Season: 13 vs. Lehigh (11-27-06) and Rider (12-28-06)

Free-Throw Percentage:

Career: 1.000 on 14 occasions

Season: 1.000 on five occasions

Rebounds:

Career: 12 on three occasions

Season: 12 on three occasions

Assists:

Career: 7 vs. Elon (12-16-06)

Season: 7 vs. Elon (12-16-06)

Blocked Shots:

Career: 5 vs. Wofford (12-30-05)

Season: 4 vs. Elon (12-16-06)

Steals:

Career: 3 on three occasions

Season: 3 on three occasions

Minutes:

Career: 43 vs. Georgetown (1-24-06)

Season: 36 vs. Lehigh (11-27-06) and Alabama (12-7-06)

Kyle McAlarney

Points:

Career: 21 vs. Rider (12-28-06)

Season: 21 vs. Rider (12-28-06)

Field Goals:

Career: 7 vs. Alabama (12-7-06) and Rider (12-28-06)

Season: 7 vs. Alabama (12-7-06) and Rider (12-28-06)

Field Goals Attempted:

Career: 12 vs. Marquette (2-26-06)

Season: 11 vs. Maryland (12-3-06) and Rider (12-28-06)

Field-Goal Percentage:

Career: 1.000 on three occasions

Season: .778 (7-9) vs. Alabama (12-7-06)

Three-Point Field Goals:

Career: 7 vs. Rider (12-28-06)

Season: 7 vs. Rider (12-28-06)

Three-Point Field Goals Attempted:

Career: 9 vs. Rider (12-28-06)

Season: 9 vs. Rider (12-28-06)

Three-Point Field Goal Percentage:

Career: 1.000 on three occasions

Season: .778 vs. Rider (12-28-06)

Free Throws:

Career: 6 vs. Elon (12-16-06)

Season: 6 vs. Elon (12-16-06)

Free Throws Attempted:

Career: 6 vs. Elon (12-16-06)

Season: 6 vs. Elon (12-16-06)

Free-Throw Percentage:

Career: 1.000 on 12 occasions

Season: 1.000 on three occasions

Rebounds:

Career: 4 on four occasions

Season: 4 vs. Lehigh (11-27-06) and Maryland (12-3-06)

Assists:

Career: 12 vs. Lafayette (11-14-06)

Season: 12 vs. Lafayette (11-14-06)

Blocked Shots:

Career: 1 vs. IPFW (12-18-05)

Season: —

Steals:

Career: 3 vs. Vanderbilt (3-15-06) and Portland (12-19-06)

Season: 3 vs. Portland (12-19-06)

Minutes:

Career: 37 on four occasions

Season: 37 vs. Butler (11-13-06) and Maryland (12-3-06)

Jonathan Peoples

Points:

Career: 7 vs. Winston-Salem St. (11-29-06)

Field Goals:

Career: 2 vs. Winston-Salem St. (11-29-06) and Rider (12-28-06)

Field Goals Attempted:

Career: 3 vs. Elon (12-16-06)

Field-Goal Percentage:

Career: 1.000 on three occasions

Three-Point Field Goals:

Career: 1 on three occasions

Three-Point Field Goals Attempted:

Career: 2 vs. Army (12-21-06)

Three-Point Field Goal Percentage:

Career: 1.000 vs. Winston-Salem St. (11-29-06) and Rider (12-28-06)

Free Throws:

Career: 3 vs. Lafayette (11-14-06)

Free Throws Attempted:

Career: 4 vs. Lafayette (11-14-06)

Free-Throw Percentage:

Career: 1.000 vs. IPFW (11-10-06) and Winston-Salem St. (11-29-06)

Rebounds:

Career: 1 on four occasions

Assists:

Career: 1 vs. Winston-Salem St. (11-29-06) and Army (12-21-06)

Blocked Shots:

Career: —

Steals:

Career: 1 vs. Lafayette (11-14-06)

Minutes:

Career: 8 vs. Army (12-21-06)

Career/Season Highs

Luke Zeller

Points:

Career: 14 vs. Elon (12-16-06)

Season: 14 vs. Elon (12-16-06)

Field Goals:

Career: 5 vs. The Citadel (11-19-06) and Elon (12-16-06)

Season: 5 vs. The Citadel (11-14-06) and Elon (12-16-06)

Field Goals Attempted:

Career: 12 vs. Pittsburgh (1-4-06)

Season: 7 vs. Elon (12-16-06)

Field-Goal Percentage:

Career: 1,000 on four occasions

Season: 1,000 on three occasions

Three-Point Field Goals:

Career: 3 on three occasions

Season: 3 vs. Elon (12-16-06)

Three-Point Field Goals Attempted:

Career: 10 vs. Pittsburgh (1-4-06)

Season: 4 vs. Elon (12-16-06)

Three-Point Field Goal Percentage:

Career: 1,000 on three occasions

Season: 1,000 on three occasions

Free Throws:

Career: 4 vs. Florida International (12-10-05)

Season: 2 vs. Butler (11-13-06) and Lehigh (11-27-06)

Free Throws Attempted:

Career: 4 vs. Florida International (12-10-05) and Lehigh (11-27-06)

Season: 4 vs. Lehigh (11-27-06)

Free-Throw Percentage:

Career: 1,000 on three occasions

Season: 1,000 vs. Butler (11-13-06) and The Citadel (11-19-06)

Rebounds:

Career: 9 on three occasions

Season: 4 on three occasions

Assists:

Career: 3 on four occasions

Season: 3 vs. The Citadel (11-19-06)

Blocked Shots:

Career: 2 on three occasions

Season: 2 vs. Alabama (12-7-06) and Army (12-21-06)

Steals:

Career: 1 on four occasions

Season: 2 vs. IPFW (11-10-06)

Minutes:

Career: 38 vs. Pittsburgh (1-4-06)

Season: 23 vs. Lafayette (11-14-06) and The Citadel (11-19-06)

2006-07 Game-By-Game Statistics

Opponent	Overall		3-Point		FT-A	Pct.	O-D-Tot.	PF	A	TO	B	S	Pts
	FG-A	Pct.	FG-A	Pct.									
IPFW	17-62	.274	5-21	.238	10-15	.667	9-19-28	23	9	14	1	5	49
Notre Dame	34-63	.540	5-20	.250	19-28	.679	14-40-54	21	17	12	1	9	92
Butler	28-57	.491	11-28	.393	4-5	.667	7-19-26	15	18	9	3	7	71
Notre Dame	25-52	.481	10-17	.588	9-12	.750	10-24-34	11	14	14	2	4	69
Lafayette	18-43	.419	6-18	.333	18-23	.783	4-19-23	23	15	26	1	7	60
Notre Dame	35-60	.583	8-17	.471	14-25	.560	11-24-35	23	28	15	4	15	92
The Citadel	19-55	.345	7-18	.389	5-6	.833	6-28-34	19	14	19	0	6	50
Notre Dame	27-62	.435	8-26	.308	12-16	.750	10-30-40	11	21	13	5	9	74
Lehigh	33-58	.569	14-19	.737	7-9	.778	6-18-24	24	18	18	2	7	87
Notre Dame	30-55	.545	7-20	.350	26-33	.788	12-20-32	14	17	13	1	12	93
Winston-Salem	14-46	.304	3-16	.188	14-20	.700	6-13-19	15	7	18	1	6	45
Notre Dame	32-56	.571	8-22	.364	18-19	.947	12-29-41	20	24	14	6	13	90
Maryland	25-59	.424	6-18	.333	18-28	.643	9-31-40	22	13	19	6	11	74
Notre Dame	25-58	.431	6-18	.333	22-30	.733	10-27-37	21	11	18	2	14	81
Alabama	29-69	.420	9-24	.375	18-23	.783	21-24-45	19	15	16	6	4	85
Notre Dame	32-62	.516	12-28	.429	23-30	.429	9-23-32	21	18	10	5	10	99
Elon	25-69	.362	6-22	.273	7-9	.778	11-19-30	25	13	12	2	7	63
Notre Dame	27-61	.443	10-24	.417	30-38	.789	20-35-55	15	22	13	5	8	94
Portland	27-54	.500	6-10	.600	9-12	.750	11-20-31	25	18	19	3	1	69
Notre Dame	22-54	.407	8-20	.400	34-42	.810	15-19-34	16	12	10	3	10	86
Army	16-46	.368	3-14	.214	12-19	.632	5-17-22	22	14	16	5	4	47
Notre Dame	22-54	.407	8-20	.400	11-18	.611	15-30-45	20	27	14	3	8	88
Rider	18-58	.310	2-17	.214	13-21	.310	10-24-34	19	9	16	0	4	51
Notre Dame	34-66	.515	13-31	.419	20-27	.741	11-33-44	20	23	10	4	12	101

2006-07 Box Scores

Notre Dame 92, IPFW 49
November 10, 2006
Joyce Center — Notre Dame, IN

Game 1

	FG-A	FG-A	FT-A	REB	PF	TP	A	TO	BK	ST	MIN
IPFW	1-3	1-2	2-4	0-1-1	3	5	0	0	0	2	17
DeWitt Scott	2-3	1-2	0-0	2-2-4	2	5	0	0	0	0	17
Justin Hawkins	3-9	0-1	2-2	0-2-2	2	8	2	3	0	0	29
Tyler Best	1-8	0-1	0-0	1-1-2	2	2	2	3	0	0	24
Quintin Carouthers	2-11	1-4	0-0	0-4-4	3	5	2	5	0	0	27
Chris Perkins	1-6	1-2	0-0	1-2-3	2	3	0	2	0	1	17
Jakari Johnson	0-4	0-4	0-0	1-0-1	3	0	0	0	0	0	13
Pat Lepper	1-2	0-0	0-1	0-0-0	2	2	2	1	0	0	13
Kyle Savely	1-3	1-3	0-1	0-0-0	0	3	0	0	0	0	9
Terry Jenkins	0-2	0-0	1-2	2-0-2	2	1	0	0	0	0	12
Jaraun Burrows	1-2	0-0	2-2	1-1-2	0	4	0	0	0	1	5
Armend Ademi	4-9	0-2	3-3	1-5-6	2	11	1	0	1	1	17
Zeljko Egeric				0-1-1							
TOTALS	17-62	5-21	10-15	9-19-28	23	49	8	14	1	5	200
FG%: 1st Half 8-30, .267; 2nd Half 9-32, .281; Game .274; 3-PT%: 1st Half 2-8, .250; 2nd Half 3-13, .231; Game .238; FT%: 1st Half 5-7, .714; 2nd Half 5-8, .625; Game .667; Deadball: 1.											

	FG-A	FG-A	FT-A	REB	PF	TP	A	TO	BK	ST	MIN
Notre Dame	6-10	0-2	4-5	3-9-12	3	16	1	4	1	0	26
Rob Kurz	3-5	0-1	0-0	2-2-4	5	6	0	4	0	2	15
Luke Zeller	1-5	1-5	3-4	0-3-3	1	6	2	0	0	2	30
Colin Falls	4-7	1-4	0-0	1-2-3	0	9	7	1	0	1	26
Kyle McAlarney	7-15	3-6	3-6	2-4-6	1	20	2	0	0	0	30
Russell Carter	3-5	0-1	0-0	0-1-1	4	6	0	2	0	0	13
Tory Jackson	0-0	0-0	2-2	0-1-1	0	2	0	0	0	0	4
Joe Harden	1-1	0-0	0-0	0-1-1	0	2	0	0	0	0	4
Jonathan Peoples	5-5	0-0	1-3	1-11-12	2	11	0	3	0	1	20
Zach Hillisland	0-0	0-0	0-0	0-0-0	0	0	0	0	0	0	2
Kieran Piller	0-0	0-0	0-2	0-0-0	0	0	0	0	0	0	1
Tim Andree	0-1	0-1	2-2	1-1-2	1	2	2	0	0	1	12
Ryan Ayers	4-9	0-0	4-4	3-5-8	4	12	3	1	0	2	17
Luke Harangody				1-0-1							
TOTALS	34-63	5-20	19-28	14-40-54	21	92	17	12	1	9	200
FG%: 1st Half 24-39, .615; 2nd Half 10-24, .417; Game .540; 3-PT%: 1st Half 2-9, .222; 2nd Half 3-11, .273; Game .250; FT%: 1st Half 5-7, .714; 2nd Half 14-21, .667; Game .679; Deadball: 5.											

SCORE BY PERIODS

	1	2	F
IPFW	23	26	49
Notre Dame	55	37	92

OFFICIALS: Curtis Shay, Bill McCarthy, Bill Laubenstein
TECHNICALS: None
ATTENDANCE: 8,678

Notes: Notre Dame is now 84-18 all-time in season openers and 7-0 under Mike Brey ... The Irish's 55 first-half points were the second-most ever in a first half under Brey ... Zach Hillisland career-highs of 11 points and 11 rebounds marked the first double-double of his career ... Notre Dame's +26 rebounding differential was the largest ever by an Irish team under Brey ... Russell Carter scored 20-plus points for the fourth time in his career.

Butler 71, Notre Dame 69
November 13, 2006
Conseco Fieldhouse — Indianapolis, IN
NIT Season Tip-Off (First Round)

Game 2

	FG-A	FG-A	FT-A	REB	PF	TP	A	TO	BK	ST	MIN
Butler	1-3	0-0	0-0	1-1-2	2	2	0	2	0	0	15
Brian Ligon	2-7	1-4	0-0	1-4-5	3	5	1	0	1	1	33
Brandon Crone	3-3	0-0	0-0	0-3-3	4	6	0	0	0	0	23
Julian Betko	10-20	8-15	0-0	0-2-2	0	28	3	3	0	2	37
A.J. Graves	7-13	1-4	4-4	2-4-6	2	19	12	3	0	1	37
Mike Green	2-5	1-3	0-0	0-1-1	1	5	1	0	0	0	19
Marcus Nellesms	2-2	2-2	0-0	2-3-5	3	4	1	0	0	1	26
Drew Streicher	0-3	0-0	0-2	0-0-0	0	0	0	0	0	0	7
Pete Campbell	1-1	0-0	0-0	0-0-0	0	0	0	0	0	0	3
Willie Veasley				1-1-2							
TOTALS	28-57	11-28	4-5	7-19-26	15	71	18	9	3	7	200
FG%: 1st Half 13-31, .419; 2nd Half 15-26, .577; Game .491; 3-PT%: 1st Half 5-14, .357; 2nd Half 6-14, .429; Game .393; FT%: 1st Half 0-0, .000; 2nd Half 4-5, .800; Game .800; Deadball: 0.											

	FG-A	FG-A	FT-A	REB	PF	TP	A	TO	BK	ST	MIN
Notre Dame	3-5	0-0	1-1	2-4-6	3	7	6	1	1	0	34
Rob Kurz	1-2	1-1	2-2	0-3-3	1	5	2	3	0	0	18
Luke Zeller	5-11	4-7	3-5	0-3-3	0	17	1	3	0	1	38
Colin Falls	3-7	2-3	0-0	0-1-1	8	4	5	0	0	2	37
Kyle McAlarney	6-13	3-6	0-1	0-5-5	2	15	1	3	0	1	31
Russell Carter	0-1	0-0	0-0	0-0-0	0	0	0	0	0	0	9
Ryan Ayers	0-0	0-0	0-0	0-0-0	0	0	0	2	0	0	9
Zach Hillisland	0-0	0-0	0-0	0-1-1	0	0	0	0	0	0	3
Tory Jackson	0-0	0-0	0-0	0-0-0	1	0	0	1	0	0	3
Luke Harangody	7-13	0-0	3-3	6-4-10	2	17	0	0	1	0	21
TOTALS	34-63	5-20	19-28	10-24-34	11	69	14	14	2	4	200
FG%: 1st Half 11-28, .393; 2nd Half 14-24, .583; Game .481; 3-PT%: 1st Half 4-9, .444; 2nd Half 6-8, .750; Game .588; FT%: 1st Half 1-1, .1000; 2nd Half 8-11, .727; Game .750; Deadball: 0.											

SCORE BY PERIODS

	1	2	F
Butler	31	40	71
Notre Dame	27	42	69

OFFICIALS: Ted Hillary, John Hampton, Mike Roberts
TECHNICALS: None
ATTENDANCE: 8,037

Notes: Notre Dame lost to Butler for the sixth straight time ... Luke Harangody's 17 points and 10 marked the first double-double by an Irish freshman since Torin Francis in 2002 ... He also is the first freshman since Chris Thomas in 2001 to score in double figures in his first two collegiate games.

Notre Dame 92, Lafayette 60
November 14, 2006
Conseco Fieldhouse — Indianapolis, IN
NIT Season Tip-Off (Consolation)

Game 3

	FG-A	FG-A	FT-A	REB	PF	TP	A	TO	BK	ST	MIN
Lafayette	0-2	0-0	5-6	0-1-1	2	5	1	3	0	2	10
Everett Schmidt	3-7	2-4	0-1	0-4-4	3	8	4	5	0	3	28
Andrew Brown	2-5	1-3	0-0	0-2-2	2	5	2	2	0	1	26
Bilal Abdullah	0-3	0-1	2-2	0-2-2	2	2	2	1	0	0	25
Jamaal Hilliard	4-7	1-3	1-1	0-1-1	1	10	2	0	0	1	21
Matt Betley	1-1	0-0	1-1	0-0-0	1	3	0	0	0	0	6
Michael Gruner	0-1	0-1	0-0	0-0-0	1	0	0	0	0	0	7
Paul Cummins	1-4	1-3	0-0	0-0-0	1	3	2	3	0	0	17
Marcus Harley	1-1	0-0	0-0	0-1-1	2	2	0	0	0	0	5
Kerry Kenney	1-4	1-2	0-0	0-1-1	0	3	1	5	0	0	13
Jesper Andersson	3-5	0-0	2-3	0-4-4	2	8	1	4	1	0	23
Andre Hines	2-3	0-1	5-5	0-2-2	4	9	0	0	0	0	12
Ted Detmer	0-0	0-0	2-4	2-0-2	2	2	0	1	0	0	7
Marek Koltun				2-1-3							
TOTALS	18-43	6-18	18-23	4-19-23	23	60	16	26	1	7	200
FG%: 1st Half 10-22, .455; 2nd Half 8-21, .381; Game .419; 3-PT%: 1st Half 4-11, .364; 2nd Half 2-7, .286; Game .333; FT%: 1st Half 6-7, .857; 2nd Half 12-16, .750; Game .783; Deadball: 3.											

	FG-A	FG-A	FT-A	REB	PF	TP	A	TO	BK	ST	MIN
Notre Dame	7-10	2-2	0-0	2-6-8	3	16	12	3	0	0	30
Rob Kurz	4-6	0-0	0-0	1-2-3	3	8	2	3	1	0	20
Luke Zeller	3-7	2-5	0-0	1-2-4	2	8	2	0	0	1	30
Colin Falls	1-3	1-3	0-0	0-1-1	0	3	12	3	0	0	23
Kyle McAlarney	8-12	3-5	1-1	0-5-5	3	20	3	1	0	4	23
Russell Carter	3-4	0-0	4-11	1-0-1	3	10	2	2	0	1	16
Tory Jackson	0-0	0-0	0-0	1-0-1	0	0	0	1	0	0	5
Joe Harden	0-0	0-0	3-4	0-0-0	1	3	0	0	0	1	4
Jonathan Peoples	2-2	0-0	1-2	2-3-5	4	5	3	3	1	3	16
Zach Hillisland	0-0	0-0	0-0	0-0-0	0	0	0	0	0	0	2
Kieran Piller	0-4	0-2	1-2	0-2-2	2	1	1	0	0	2	23
Ryan Ayers	7-12	0-0	4-5	3-2-3	2	18	0	2	0	1	20
Luke Harangody				0-1-1							
TOTALS	35-60	8-17	14-25	11-24-35	23	92	28	15	4	15	200
FG%: 1st Half 17-35, .486; 2nd Half 18-25, .720; Game .583; 3-PT%: 1st Half 7-14, .500; 2nd Half 1-3, .333; Game .471; FT%: 1st Half 5-8, .625; 2nd Half 9-17, .529; Game .560; Deadball: 5.											

SCORE BY PERIODS

	1	2	F
Lafayette	30	30	60
Notre Dame	46	46	92

OFFICIALS: Ray Perone, Chris Beaver, Winston Stith
TECHNICALS: None
ATTENDANCE: 9,594

Notes: Notre Dame improved to 7-1 versus Lafayette ... Russell Carter scored 20-plus points for the second time in three games and fifth in his career ... Notre Dame's 72.0 percent field goal percentage in the second half was the best ever for a single half under Mike Brey ... Luke Harangody became the first freshman since Troy Murphy in 1998-99 to score in double figures in the first three games of his collegiate career ... Tory Jackson's 10 points marked the first double-figure outing of his career ... Kyle McAlarney 12 assists marked a career-high and first time he had 10-plus assists in a game.

Notre Dame 74, The Citadel 50
November 19, 2006
Joyce Center — Notre Dame, IN

Game 4

	FG-A	FG-A	FT-A	REB	PF	TP	A	TO	BK	ST	MIN
The Citadel	5-7	0-1	2-2	0-3-3	2	12	2	2	0	0	28
Jmel Everhart	2-7	0-1									

2006-07 Box Scores

Notre Dame 93, Lehigh 27
 November 27, 2006
 Joyce Center — Notre Dame, IN

Game 5

	3-pt			REB	PF	TP	A	TO	BK	ST	MIN
	FG-A	FG-A	FT-A								
Lehigh	2-4	0-0	1-1	0-1	3	5	1	1	1	3	24
Zahir Carrington	4-5	0-0	1-1	2-1-3	4	9	0	2	0	0	16
Jason Mgebroff	3-7	2-3	0-0	0-7-7	1	8	6	2	0	1	31
Marquis Hall	9-14	4-4	0-0	0-1-1	4	22	0	6	0	1	31
Kyle Neptune	11-16	5-8	5-7	0-1-1	4	32	5	3	0	1	34
Jose Olivero	0-5	0-0	0-0	2-5-7	2	0	1	1	0	0	20
Bryan White	1-1	1-1	0-0	0-0-0	0	3	2	2	0	0	10
Matt Shamis	0-2	0-0	0-0	0-0-0	0	0	0	0	0	0	4
Greg Page	0-0	0-0	0-0	0-0-0	2	0	1	0	0	0	1
John Gourlay	3-4	2-3	0-0	2-1-3	3	8	2	0	1	1	25
Matt Szalachowski				0-1-1							
Team				0-1-1							
TOTALS	33-58	14-19	7-9	6-18-24	24	87	18	18	2	7	200

FG%: 1st Half 18-35, .514; 2nd Half 15-23, .652; Game .569; 3-PT%: 1st Half 9-11, .818; 2nd Half 5-8, .625; Game .737; FT%: 1st Half 1-1, 1.000; 2nd Half 6-8, .750; Game .800; Deadball: 1.

	3-pt			REB	PF	TP	A	TO	BK	ST	MIN
	FG-A	FG-A	FT-A								
Notre Dame	6-9	1-2	12-13	4-4-8	3	25	1	2	1	3	36
Rob Kurz	1-1	1-1	2-4	2-0-2	0	5	0	2	0	0	6
Luke Zeller	6-11	4-8	5-6	0-3-3	2	21	0	0	0	0	37
Colin Falls	2-7	0-4	0-0	2-2-4	0	4	6	3	0	0	27
Kyle McAlarney	6-14	0-4	2-4	0-5-5	1	14	1	1	0	3	35
Russell Carter	1-1	1-1	0-0	0-0-0	2	3	4	0	0	1	14
Tory Jackson	4-5	0-0	3-4	3-4-7	2	11	3	2	0	2	22
Zach Hillesland	0-0	0-0	0-0	0-0-0	0	0	1	1	0	0	4
Ryan Ayers	0-0	0-0	2-2	0-2-2	4	10	2	2	0	3	19
Luke Harangody				1-0-1							
Team				1-0-1							
TOTALS	30-58	7-20	26-33	12-20-32	14	93	17	13	1	12	200

FG%: 1st Half 15-28, .536; 2nd Half 15-27, .556; Game .545; 3-PT%: 1st Half 4-12, .333; 2nd Half 3-8, .375; Game .350; FT%: 1st Half 10-16, 1.000; 2nd Half 16-17, .941; Game .788; Deadball: 2.

SCORE BY PERIODS

	1	2	F
Lehigh	46	41	87
Notre Dame	44	49	93

OFFICIALS: Pat Driscoll, Mike Roberts, Brian O'Connell
 TECHNICALS: None
 ATTENDANCE: 8,178

Notes: Rob Kurz topped the 20-point mark for the first time in his career with his 25-point effort ... Colin Falls' season-high 21 points marked the 13th time in his career that he scored 20 or more points ... Russell Carter reached double figures for a career-best fifth consecutive game ... Notre Dame defeated its second Patriot League team this season and is 42-4 all-time versus teams from that conference.

Notre Dame 90, Winston-Salem St. 45
 November 29, 2006
 Joyce Center — Notre Dame, IN

Game 6

	3-pt			REB	PF	TP	A	TO	BK	ST	MIN
	FG-A	FG-A	FT-A								
Winston-Salem St.	2-7	1-1	0-0	1-1-2	10	10	0	0	0	1	19
Darrell Wonge	2-8	0-0	6-10	0-1-1	0	0	0	0	0	0	34
Jamal Durham	1-3	0-1	0-0	0-0-0	0	4	0	1	0	0	13
David Moore	2-9	0-2	0-0	0-2-2	0	5	0	0	0	0	26
Brian Fisher	0-0	0-0	3-3	1-5-6	0	0	0	0	0	0	35
Roy Peake	4-9	1-4	0-0	0-2-2	0	0	0	0	0	0	20
Jason Smith	0-1	0-0	0-0	0-0-0	0	0	0	0	0	0	2
Lowen Wray	1-1	0-0	0-0	0-0-0	0	0	0	0	0	0	2
Andrew Porter	0-1	0-0	0-0	0-3-3	0	0	0	0	0	0	15
Norman Carter	0-1	0-0	0-0	0-0-0	0	0	0	0	0	0	7
Patrick McCandies	1-3	1-3	0-0	0-0-0	0	0	0	0	0	0	2
Darius Floyd	0-0	0-0	0-0	0-1-1	0	0	0	0	0	0	13
Greg Lewis	0-2	0-0	0-0	0-1-1	0	0	0	0	0	0	5
Curtis Hines	0-0	0-0	2-2	0-0-0	0	0	0	0	0	0	5
Julian Murphy-Long				0-0-0							
Team				0-0-0							
TOTALS	14-46	3-16	14-20	6-13-19	15	45	7	18	1	6	200

FG%: 1st Half 10-25, .400; 2nd Half 4-21, .190; Game .304; 3-PT%: 1st Half 3-8, .375; 2nd Half 0-8, .000; Game .188; FT%: 1st Half 2-2, 1.000; 2nd Half 12-18, .667; Game .700; Deadball: 3.

	3-pt			REB	PF	TP	A	TO	BK	ST	MIN
	FG-A	FG-A	FT-A								
Notre Dame	5-5	0-1	8-8	3-7-10	18	9	3	1	1	2	21
Rob Kurz	3-6	0-0	0-0	1-2-3	13	11	0	0	0	0	21
Luke Zeller	4-8	3-7	2-2	0-4-4	0	11	1	0	0	0	25
Colin Falls	4-8	2-4	0-0	0-2-2	10	4	4	0	0	0	23
Kyle McAlarney	4-9	2-5	0-0	2-1-3	10	0	0	0	0	0	23
Russell Carter	2-6	0-2	1-1	0-1-1	7	0	0	0	0	0	16
Tory Jackson	1-5	0-1	0-0	0-2-2	1	0	0	0	0	0	7
Joe Harden	1-1	0-0	2-2	0-1-1	0	0	0	0	0	0	4
Jonathan Peoples	2-5	0-1	0-0	1-2-3	0	3	1	1	0	0	13
Zach Hillesland	0-0	0-0	0-0	0-0-0	0	0	0	0	0	0	2
Kieran Piller	0-0	0-0	0-0	0-0-0	0	0	0	0	0	0	2
Tim Andree	2-4	0-1	2-2	1-6-7	1	0	0	0	0	0	21
Ryan Ayers	4-7	0-1	2-2	1-6-7	4	9	2	1	0	3	19
Luke Harangody				1-1-2							
Team				1-1-2							
TOTALS	32-56	8-22	18-19	12-29-41	20	90	24	14	6	13	200

FG%: 1st Half 18-33, .545; 2nd Half 14-23, .609; Game .571; 3-PT%: 1st Half 7-15, .467; 2nd Half 1-7, .143; Game .364; FT%: 1st Half 3-4, .750; 2nd Half 15-15, 1.000; Game .947; Deadball: 2.

SCORE BY PERIODS

	1	2	F
Winston-Salem St.	25	20	45
Notre Dame	46	44	90

OFFICIALS: Frank Scagliotta, Bernard Clinton, Paul Faia
 TECHNICALS: None
 ATTENDANCE: 8,067

Notes: Rob Kurz recorded his second double-double of the season and fourth of his career ... Colin Falls became the 46th player in Notre Dame basketball history to score 1,000 points.

Notre Dame 81, Maryland 74
 December 3, 2006
 Verizon Center — Washington, DC
 BB&T Classic

Game 7

	3-pt			REB	PF	TP	A	TO	BK	ST	MIN
	FG-A	FG-A	FT-A								
Notre Dame	5-8	2-3	4-4	1-4-5	4	16	0	3	2	0	26
Rob Kurz	1-3	1-2	0-0	0-4-4	4	3	0	1	0	1	17
Luke Zeller	2-9	1-8	9-10	1-3-4	2	14	3	2	0	1	40
Colin Falls	6-11	4-6	2-2	0-2-2	0	18	5	5	0	2	37
Kyle McAlarney	5-13	1-3	2-4	1-4-5	4	13	0	3	0	4	22
Russell Carter	2-3	0-1	1-2	1-1-2	3	5	1	1	0	5	16
Tory Jackson	3-7	0-0	2-4	1-8-9	3	8	4	2	0	1	25
Zach Hillesland	0-1	0-1	0-0	0-0-0	1	0	0	0	0	0	5
Ryan Ayers	1-3	0-0	2-4	0-2-2	0	4	0	0	0	0	12
Luke Harangody				4-3-7							
Team				4-3-7							
TOTALS	25-58	9-24	22-30	9-31-40	21	81	13	18	2	14	200

FG%: 1st Half 11-33, .333; 2nd Half 14-25, .560; Game .431; 3-PT%: 1st Half 4-14, .286; 2nd Half 5-10, .500; Game .375; FT%: 1st Half 3-6, .500; 2nd Half 19-24, .792; Game .733; Deadball: 5.

	3-pt			REB	PF	TP	A	TO	BK	ST	MIN
	FG-A	FG-A	FT-A								
Maryland	3-8	0-0	5-6	2-6-8	2	11	1	1	1	2	32
James Gist	5-7	0-0	3-6	2-3-5	5	13	0	3	4	2	25
Ekene Ibekwe	6-11	3-4	2-4	0-3-3	4	17	4	4	0	6	38
D.J. Strawberry	0-5	0-4	2-2	0-2-2	1	2	0	0	0	0	20
Eric Hayes	4-15	2-8	3-4	1-4-5	4	13	2	2	0	0	28
Greivis Vasquez	1-2	0-0	3-4	1-2-3	2	5	1	1	0	1	13
Parrish Brown	1-1	0-0	0-0	0-0-0	1	2	0	1	0	0	4
Will Bowers	3-7	0-0	0-2	3-5-8	2	6	1	3	0	0	15
Bambale Osby				1-0-1							
Team				1-0-1							
TOTALS	25-59	6-18	18-28	10-27-37	22	74	11	19	6	11	200

FG%: 1st Half 10-28, .357; 2nd Half 15-31, .484; Game .424; 3-PT%: 1st Half 1-6, .167; 2nd Half 5-12, .417; Game .333; FT%: 1st Half 11-16, .688; 2nd Half 7-12, .583; Game .643; Deadball: 3.

SCORE BY PERIODS

	1	2	F
Notre Dame	29	52	81
Maryland	32	42	74

OFFICIALS: Steve Olson, Donnee Gray, Doug Shows
 TECHNICALS: Ekene Ibekwe - Maryland
 ATTENDANCE: 16,924

Notes: Notre Dame scored 52 second-half and turned a 44-37 deficit into a 62-51 lead during a 25-7 run in a span of five minutes ... Kyle McAlarney's 18 points marked a career-high ... Rob Kurz scored in double figures for the fifth consecutive game, the longest double-figure scoring streak of his career ... Notre Dame defeated Maryland for the second time at the BB&T Classic ... The Irish are 7-2 all-time at the Verizon Center and 6-1 there under head coach Mike Brey.

Notre Dame 99, Alabama 85
 December 7, 2006
 Joyce Center — Notre Dame, IN

Game 8

	3-pt			REB	PF	TP	A	TO	BK	ST	MIN
	FG-A	FG-A	FT-A								

2006-07 Box Scores

Notre Dame 94, Elon 63 December 16, 2006 Joyce Center — Notre Dame, IN

	3-pt			REB	PF	TP	A	TO	BK	ST	MIN
Elon	FG-A	FG-A	FT-A								
Adam Constantine	1-4	0-0	0-0	1-5-6	4	2	1	2	0	0	20
Chris Chalko	5-15	2-9	0-0	3-0-3	2	12	2	2	1	0	29
LeVonn Jordan	2-12	0-2	3-4	1-3-4	3	7	2	1	1	3	32
Devan Carter	5-9	2-3	2-2	1-2-3	4	14	2	0	0	0	27
Brett James	3-7	0-1	0-0	1-0-1	4	4	1	4	0	0	13
Brian Waters	2-4	0-0	0-0	0-0-0	2	4	0	0	0	0	14
John Charlesworth	0-1	0-1	0-0	0-1-1	0	4	1	1	0	0	8
John Ogolo	3-6	2-4	0-0	0-2-2	2	8	0	0	0	0	20
Ola Atoyebi	1-5	0-0	0-0	0-4-4	2	4	0	1	1	0	15
Scott Grable	3-4	0-0	2-4	4-1-5	0	8	0	0	0	0	17
TJ Douglas	0-2	0-2	0-1	0-1-1	0	0	1	0	0	0	5
Team				0-1-1							
TOTALS	25-69	6-22	7-9	11-19-30	25	63	13	12	2	7	200

FG%: 1st Half 10-31, .323; 2nd Half 15-38, .395; Game .362; 3-PT%: 1st Half 2-10, .200; 2nd Half 4-12, .333; Game .273; FT%: 1st Half 5-6, .833; 2nd Half 2-3, .667; Game .778; Deadball: 0.

	3-pt			REB	PF	TP	A	TO	BK	ST	MIN
Notre Dame	FG-A	FG-A	FT-A								
Rob Kurz	3-6	1-2	9-11	6-6-12	0	16	7	4	1	1	30
Zach Hilliesland	2-3	0-0	2-2	1-2-3	3	6	2	4	1	1	20
Luke Zeller	5-7	3-4	1-3	2-1-3	4	14	2	0	0	0	22
Kyle McAlarney	1-5	1-3	6-6	0-2-2	1	9	2	0	0	2	31
Russell Carter	7-11	5-7	2-2	0-6-6	3	21	4	2	0	0	28
Tory Jackson	2-10	0-4	4-8	3-2-5	1	8	1	2	0	0	19
Joe Harden	1-3	0-1	2-2	1-2-3	0	4	1	0	0	0	5
Jonathan Peoples	0-3	0-1	0-0	0-1-1	0	0	0	0	0	0	6
Kieran Piller	0-0	0-0	0-0	0-1-1	0	0	0	0	0	0	2
Tim Andree	0-0	0-0	0-0	1-0-1	0	4	0	0	0	0	1
Ryan Ayers	2-4	0-0	0-0	2-4-6	2	4	2	0	0	0	18
Luke Harangody	4-9	0-0	4-4	4-6-10	1	12	1	2	0	1	18
Team				0-2-2							
TOTALS	27-61	10-24	30-38	20-35-55	15	94	22	13	5	8	200

FG%: 1st Half 14-33, .424; 2nd Half 13-28, .464; Game .443; 3-PT%: 1st Half 5-14, .357; 2nd Half 5-10, .500; Game .417; FT%: 1st Half 14-18, .778; 2nd Half 16-20, .800; Game .789; Deadball: 3.

SCORE BY PERIODS

Elon	27	2	F
Notre Dame	47	36	63
	47	47	94

OFFICIALS: Glenn Mayborg, Ron Tyurski, Bill McCarthy
TECHNICALS: None
ATTENDANCE: 8,036

Notes: Russell Carter scored 20-plus points for the second consecutive game and fourth time in 2005-06 ... Rob Kurz registered his second consecutive double-double and fourth of the season ... Luke Harangody posted his second double-double ... Luke Zeller's 14 points were a career-high ... Colin Falls missed the first game of his career with an injury (prior to that had played in all 99 games of his career and had made 60 consecutive starts) ... Notre Dame topped the 90-plus mark for the sixth time in nine games ... The Irish outrebounded an opponent for the eighth time nine games.

Notre Dame 86, Portland 69 December 19, 2006 Joyce Center — Notre Dame, IN

	3-pt			REB	PF	TP	A	TO	BK	ST	MIN
Portland	FG-A	FG-A	FT-A								
Ethan Niedermeyer	3-5	1-1	1-1	1-2-3	2	8	1	0	0	0	14
Sherrard Watson	4-7	0-0	1-2	1-0-1	1	9	2	1	1	1	26
Jamie Jones	4-5	0-0	0-0	1-3-4	5	8	0	1	1	0	18
Kevin Field	2-8	0-0	4-4	1-6-7	4	8	3	6	1	0	31
Brian McTear	6-11	2-4	0-0	0-1-1	3	14	6	4	0	0	35
Darren Cooper	4-6	3-3	0-0	3-3-6	2	11	1	3	0	0	23
Walter Thompson	0-1	0-1	0-0	0-1-1	0	0	0	0	0	0	6
Chris Jackson	3-3	0-0	3-5	0-2-2	1	9	3	0	0	0	21
Parker Emerson	0-1	0-0	0-0	0-1-1	0	0	0	0	0	0	1
Marcus Carter	0-1	0-0	0-0	1-0-1	4	0	1	3	0	0	14
Ben Sullivan	1-6	0-1	0-0	0-1-1	2	2	1	1	0	0	11
Team				2-1-3							
TOTALS	27-54	6-10	9-12	11-20-31	25	69	18	19	3	1	200

FG%: 1st Half 12-22, .545; 2nd Half 15-32, .469; Game .500; 3-PT%: 1st Half 2-3, .667; 2nd Half 4-7, .571; Game .600; FT%: 1st Half 3-4, .750; 2nd Half 6-8, .750; Game .750; Deadball: 0.

	3-pt			REB	PF	TP	A	TO	BK	ST	MIN
Notre Dame	FG-A	FG-A	FT-A								
Rob Kurz	5-10	0-2	11-12	5-6-11	3	21	1	1	2	0	33
Zach Hilliesland	2-4	0-0	2-3	2-2-4	3	6	2	2	0	2	22
Luke Zeller	0-4	0-0	0-0	1-0-1	3	0	0	0	0	0	14
Kyle McAlarney	3-8	1-5	1-2	0-2-2	0	8	3	2	0	3	34
Russell Carter	8-16	5-10	7-8	1-3-4	3	28	2	3	0	1	35
Tory Jackson	1-2	1-1	5-6	1-3-4	0	8	1	1	0	1	23
Joe Harden	0-0	0-0	0-0	0-0-0	0	0	0	0	0	0	2
Jonathan Peoples	0-0	0-0	0-0	0-0-0	0	0	0	0	0	0	1
Kieran Piller	0-0	0-0	0-2	0-1-1	0	0	0	0	0	0	1
Tim Andree	0-0	0-0	0-0	0-0-0	0	0	0	0	0	0	1
Ryan Ayers	1-2	1-2	0-0	1-1-2	1	3	0	0	1	1	15
Luke Harangody	2-8	0-0	8-9	1-1-2	3	12	3	1	0	2	19
Team				3-0-3							
TOTALS	22-54	8-20	34-42	15-19-34	16	86	12	10	3	10	200

FG%: 1st Half 11-30, .367; 2nd Half 11-24, .458; Game .407; 3-PT%: 1st Half 2-7, .286; 2nd Half 6-13, .462; Game .400; FT%: 1st Half 11-14, .786; 2nd Half 23-28, .821; Game .810; Deadball: 5.

SCORE BY PERIODS

Portland	29	40	F
Notre Dame	35	51	86

OFFICIALS: Reggie Greenwood, Ed Hightower, James Breeding
TECHNICALS: Portland-Bench
ATTENDANCE: 7,861

Notes: Russell Carter's 28 points marked a career-high and the third straight game (and fifth time this season) that he scored 20-plus points ... Rob Kurz registered his third consecutive double-double, the first time that has been done since Ryan Humphrey had 11 straight double-doubles during the 2001-02 season ... Kurz scored 20-plus points for the second time during his career ... Luke Harangody netted double figures for the seventh time in 10 games.

Game 9

Notre Dame 88, Army 47 December 21, 2006 Joyce Center — Notre Dame, IN

	3-pt			REB	PF	TP	A	TO	BK	ST	MIN
Army	FG-A	FG-A	FT-A								
Kenny Brewer	0-1	0-0	0-0	0-0-0	3	0	0	0	0	0	3
Chris Walker	2-5	0-0	0-2	1-1-2	4	4	0	0	0	0	18
Richard Cleveland	0-2	0-1	0-0	0-0-0	1	1	0	0	0	0	10
Matt Bell	4-6	2-4	5-6	0-2-2	3	15	1	1	0	0	23
Cory Sinning	0-0	0-0	0-0	0-3-3	0	0	0	0	0	0	14
Tyrell Thompson	1-2	0-0	3-4	1-3-4	1	1	0	0	0	0	17
Eric Zastoupi	3-4	0-0	2-2	0-0-0	5	8	0	0	0	0	9
Marcus Nelson	1-2	0-0	1-3	0-4-4	3	3	0	0	0	1	23
Marshall Jackson	0-1	0-0	0-0	0-2-2	0	0	0	0	0	0	7
Curtis Koszuta	0-1	0-0	0-0	0-0-0	0	0	0	0	0	0	1
Grant Carter	1-3	1-3	0-0	0-0-0	3	3	1	1	0	0	4
John Moonshower	0-0	0-0	0-0	0-1-1	0	0	0	0	0	0	15
Corban Bates	2-5	0-2	0-0	1-0-1	2	0	0	0	0	0	7
Team				1-0-1							
TOTALS	16-46	3-14	12-19	5-17-22	22	47	14	16	5	4	200

FG%: 1st Half 7-19, .368; 2nd Half 9-27, .333; Game .348; 3-PT%: 1st Half 1-5, .200; 2nd Half 2-9, .222; Game .214; FT%: 1st Half 5-9, .556; 2nd Half 7-10, .700; Game .632; Deadball: 2.

	3-pt			REB	PF	TP	A	TO	BK	ST	MIN
Notre Dame	FG-A	FG-A	FT-A								
Rob Kurz	4-7	1-1	0-0	1-6-7	3	9	1	1	1	1	21
Luke Zeller	1-5	1-2	0-0	2-1-3	4	3	0	0	0	1	17
Russell Carter	4-11	2-6	2-3	1-1-2	2	12	3	2	0	1	25
Colin Falls	9-11	6-8	0-1	0-2-2	2	24	1	1	0	0	18
Kyle McAlarney	2-4	2-4	3-4	1-0-1	0	9	0	0	0	0	25
Tory Jackson	1-3	1-2	0-1	0-4-4	0	3	0	0	0	3	18
Joe Harden	0-1	0-1	0-1	1-3-4	0	0	0	0	0	0	8
Jonathan Peoples	1-2	1-2	0-0	0-0-0	0	0	0	0	0	0	8
Zach Hilliesland	2-2	0-0	2-3	2-3-5	3	6	1	2	0	0	15
Kieran Piller	0-0	0-0	0-0	0-0-0	0	0	0	0	0	0	4
Tim Andree	1-2	0-0	0-0	0-0-0	0	2	0	0	0	0	4
Ryan Ayers	3-4	1-2	0-0	1-2-3	3	7	1	1	0	0	19
Luke Harangody	3-7	0-0	4-5	4-8-12	1	10	4	2	1	0	18
Team				2-0-2							
TOTALS	31-59	15-28	11-18	15-30-45	20	88	27	14	3	8	200

FG%: 1st Half 15-28, .536; 2nd Half 16-31, .516; Game .525; 3-PT%: 1st Half 9-14, .643; 2nd Half 6-14, .429; Game .536; FT%: 1st Half 7-10, .700; 2nd Half 4-8, .500; Game .611; Deadball: 3.

SCORE BY PERIODS

Army	20	27	F
Notre Dame	46	42	88

OFFICIALS: Mike Kitts, Paul Janssen, Fran Connolly
TECHNICALS: None
ATTENDANCE: 8,309

Notes: Notre Dame extended its win streak to nine games, the longest during Mike Brey's tenure ... Colin Falls returned to the court after missing the two previous outings and scored a season-high 24 points ... Luke Harangody's 12 rebounds were a career-high ... Notre Dame topped the 80-point mark for the ninth time in 11 games ... The Irish held an opponent to under 50 points for the third time this season ... Notre Dame improved to 8-0 at home and extended their current win streak at the Joyce Center to 10 games dating back to last season ... The Irish shot better than 50 percent for the seventh time in 11 games.

Notre Dame 101, Rider 51 December 28, 2006 Joyce Center — Notre Dame, IN

2006-07 Notre Dame Men's Basketball
 Notre Dame Season Box Score (as of Dec 28, 2006)
 All games

RECORD:	OVERALL	HOME	AWAY	NEUTRAL
ALL GAMES.....	(11-1)	(9-0)	(0-0)	(2-1)
CONFERENCE.....	(0-0)	(0-0)	(0-0)	(0-0)
NON-CONFERENCE.....	(11-1)	(9-0)	(0-0)	(2-1)

##	Player	GP-GS	Min--Avg	---TOTAL---		---3-PTS---		---FT-FTA---		----REBOUNDS----				PF	FO	A	TO	Blk	Stl	Pts	Avg
				FG-FGA	Pct	3FG-FGA	Pct	FT-FTA	Pct	Off	Def	Tot	Avg								
43	CARTER, Russell....	12-12	345 28.8	74-156	.474	34-74	.459	27-41	.659	9	48	57	4.8	26	0	28	21	1	28	209	17.4
31	KURZ, Rob.....	12-12	332 27.7	58-97	.598	10-20	.500	65-74	.878	38	68	106	8.8	32	0	29	19	18	15	191	15.9
15	FALLS, Colin.....	10-10	310 31.0	37-88	.420	27-72	.375	37-45	.822	2	31	33	3.3	18	0	20	8	2	7	138	13.8
44	HARANGODY, Luke....	12-0	216 18.0	55-105	.524	0-1	.000	39-45	.867	29	43	72	6.0	24	0	19	11	6	15	149	12.4
23	McALARNEY, Kyle....	12-12	358 29.8	42-86	.488	26-56	.464	14-17	.824	7	20	27	2.3	6	0	65	26	0	13	124	10.3
40	ZELLER, Luke.....	12-12	199 16.6	28-52	.538	8-15	.533	7-12	.583	15	20	35	2.9	34	1	10	17	7	4	71	5.9
33	HILLESLAND, Zach...	12-2	212 17.7	22-31	.710	0-0	.000	19-32	.594	14	43	57	4.8	32	0	24	27	4	13	63	5.3
02	JACKSON, Tory.....	12-0	187 15.6	20-45	.444	3-16	.188	16-31	.516	7	16	23	1.9	25	0	24	19	0	21	59	4.9
20	PEOPLES, Jonathan..	8-0	37 4.6	6-10	.600	3-5	.600	5-6	.833	0	4	4	0.5	2	0	2	3	0	1	20	2.5
42	AYERS, Ryan.....	11-0	146 13.3	9-29	.310	2-15	.133	5-6	.833	7	18	25	2.3	13	0	9	3	2	7	25	2.3
11	HARDEN, Joe.....	8-0	37 4.6	2-7	.286	0-3	.000	4-5	.800	3	8	11	1.4	2	0	5	0	1	0	8	1.0
41	ANDREE, Tim.....	5-0	9 1.8	1-2	.500	0-0	.000	0-2	.000	1	0	1	0.2	1	0	0	0	0	0	2	0.4
35	PILLER, Kieran.....	6-0	12 2.0	0-0	.000	0-0	.000	0-2	.000	0	2	2	0.3	0	0	1	0	0	0	0	0.0
TEAM.....										16	17	33	2.8	0			2				
Total.....		12	2400	354-708	.500	113-277	.408	238-318	.748	148	338	486	40.5	215	1	236	156	41	124	1059	88.2
Opponents.....		12	2401	269-676	.398	78-225	.347	135-190	.711	105	248	353	29.4	251	-	161	202	30	69	751	62.6

SCORE BY PERIODS:	1st	2nd	Total
-----	-----	-----	-----
Notre Dame.....	520	539	- 1059
Opponents.....	348	403	- 751

DEADBALL REBOUNDS:	OFF	DEF	TOTAL
-----	-----	-----	-----
Notre Dame.....	37	0	37
Opponents.....	19	1	20

2006-07 Notre Dame Men's Basketball
 Notre Dame Season Schedule/Results & Leaders (as of Dec 28, 2006)
 All games

RECORD:	OVERALL	HOME	AWAY	NEUTRAL
ALL GAMES	(11-1)	(9-0)	(0-0)	(2-1)
CONFERENCE	(0-0)	(0-0)	(0-0)	(0-0)
NON-CONFERENCE	(11-1)	(9-0)	(0-0)	(2-1)

DATE	TIME	OPPONENT		SCORE	ATTEND	HIGH POINTS	HIGH REBOUNDS
11-10-06	8:00 p.m.	IPFW	W	92-49	8678	(20)CARTER, Russell	(12)HILLESLAND, Zach
11-13-06	6:00 p.m.	! vs Butler		69-71	L 8037	(17)HARANGODY, Luke (17)FALLS, Colin	(12)KURZ, Rob (10)HARANGODY, Luke
11-14-06	6:00 p.m.	@ vs Lafayette	W	92-60	9594	(20)CARTER, Russell	(8)KURZ, Rob
11-19-06	4:00 p.m.	THE CITADEL	W	74-50	8351	(18)HARANGODY, Luke	(7)FALLS, Colin (7)KURZ, Rob
11-27-06	7:30 p.m.	LEHIGH	W	93-87	8178	(25)KURZ, Rob	(8)KURZ, Rob
11-29-06	7:30 p.m.	WINSTON-SALEM	W	90-45	8067	(18)KURZ, Rob	(10)KURZ, Rob
12-03-06	6:30 p.m.	# vs Maryland	W	81-74	16924	(18)McALARNEY, Kyle	(9)HILLESLAND, Zach
12-07-06	9:00 p.m.	ALABAMA	W	99-85	10107	(27)CARTER, Russell	(12)KURZ, Rob
12-16-06	7:00 p.m.	ELON	W	94-63	8036	(21)CARTER, Russell	(12)KURZ, Rob
12-19-06	7:30 p.m.	PORTLAND	W	86-69	7861	(28)CARTER, Russell	(11)KURZ, Rob
12-21-06	7:30 p.m.	ARMY	W	88-47	8309	(24)FALLS, Colin	(12)HARANGODY, Luke
12-28-06	8:00 p.m.	RIDER	W	101-51	8640	(23)KURZ, Rob	(10)HARANGODY, Luke

* = Conference game
 ! = Dick's Sporting Goods Preseason NIT (First Round)
 @ = Dick's Sporting Goods Preseason NT (Consolation)
 # = BB&T Classic (Washington, D.C.)

ATTENDANCE SUMMARY	GAMES	TOTALS	AVG/GAME
HOME.....	9	76227	8470
AWAY.....	0	0	0
NEUTRAL.....	3	34555	11518
TOTAL.....	12	110782	9232