



University of Notre Dame  
Sports Information  
112 Joyce Center  
Notre Dame, IN 46556  
574-631-7516  
574-631-7941 (fax)  
www.UND.com

# 2007 NOTRE DAME FOOTBALL NOTES

Primary Contact: Brian Hardin • bhardin2@nd.edu • Office - 574.631.9471 • Cell - 574.532.4134  
Secondary Contact: Michael Bertsch • mbertscl@nd.edu • Office - 574.631.8642 • Cell - 574.532.4154



## GAME 10: NOTRE DAME (1-8) vs. AIR FORCE (7-3)



**DATE:** Saturday, November 10, 2007

**TIME:** 2:43 p.m. ET

**SITE (CAPACITY):** Notre Dame Stadium (80,795); Notre Dame, Ind.

**TICKETS:** The game is officially sold out making it the 198th consecutive sellout at Notre Dame Stadium. Since 1966, every Notre Dame

home football game has been a sellout except one - a 1973 Thanksgiving Day game vs. Air Force. The Irish have now played in front of sellouts in 246 of their last 247 home games.

**TV:** NBC national telecast with Tom Hammond (play-by-play) and Pat Haden (analysis), Alex Flanagan (sideline), David Gibson (producer) and John Gonzalez (director). NBC will stream a live 30 min. pre-game show (2-2:30 p.m.) and

### WHAT'S INSIDE

Series History vs. Air Force/Academies .....	1-7
Irish Probable Starting Lineup .....	3
Notre Dame's Record When.....	5
Individual/Team Honors .....	6
Irish Career Firsts .....	7
Media Information .....	9
Noting Navy .....	7-9
Irish Team Notes .....	10-14
Notre Dame Defensive Notes .....	14-19
Irish Offensive Notes .....	19-22
Other Notre Dame News & Notes .....	22-29
Irish Players Season/Career Highs.....	30-31
The Last Time.....	32-35
Weis Era Record Book .....	36-41
Irish Player Pages.....	42-49
Pronunciation Guide .....	50
Alphabetical/Numerical Roster .....	50-51
Depth Chart.....	52
2007 Game Summaries .....	53-61
Last Meetings with Navy.....	62-63
Trevor Laws All-American Flyer .....	64
Tom Zbikowski All-American Flyer .....	65

### COUNTDOWN TO KICKOFF

- 25 Notre Dame has already had 25 (10 on defense, 15 on offense) different players register their first career starts this season.
- 19 The freshmen wide receiver duo of **Golden Tate** and **Duval Kamara** each caught TD passes against Purdue. Notre Dame had gone 19 years since the last time a pair of freshman had TD receptions in the same game (MORE ON PAGE 20).
- 15 **Golden Tate** became the first Irish freshman in 15 years to eclipse 100 yards receiving in a single game (MORE ON PAGE 20).
- 7+5 With freshmen **Jimmy Clausen** (#7) and **Armando Allen** (#5) each starting against Penn State, it marked the first time since freshmen were made eligible in 1972 that Notre Dame started rookies at both quarterback and tailback.
- 11 Freshman **Armando Allen** registered 226 all-purpose yards against Navy last week. The 226 all-purpose yards are tied for the 11th most in single-game Notre Dame history.
- 10 The Irish play 10 BCS affiliated schools (tied second-most in the NCAA) in 2007.
- 9 Notre Dame played nine freshmen in the season-opening loss to Georgia Tech. It was tied for the fourth most freshmen to take the field in a season-opener since 1972.
- 8 The Irish are the only school in America to play a BCS school in each of their first eight games of the season.
- 7 Notre Dame forced seven UCLA turnovers on Oct. 6. The seven turnovers were the most for an Irish opponent since Purdue had eight turnovers on Sept. 30, 1989.
- 6 The Irish limited UCLA to six points and without an offensive touchdown. It was the first time Notre Dame held an opponent without an offensive TD since Sept. 25, 2004 (Washington). The six points allowed were the fewest by the Irish since the same game.
- 5 The Irish have started five freshman this season, including QB **Jimmy Clausen**, HB **Armando Allen**, WR **Duval Kamara**, WR **Golden Tate** and OLB **Kerry Neal**.
- 4 Freshman OLB **Brian Smith** is just the fourth freshman to ever return an interception for TD (since 1972). He is the first since Sept. 25, 1976 (Bobby Leopold against Northwestern).
- 3 Notre Dame forced three fumbles against UCLA. The Irish had not forced three fumbles in a single game since Sept. 9, 2006 against Penn State.
- 2 Notre Dame recorded defensive touchdowns in back-to-back weeks (Oct. 6 and Oct. 13). The Irish had not recorded defensive TDs in consecutive weeks since Oct. 22 and Nov. 5 of 2005 (against Tennessee and BYU).
- 1 Senior inside linebacker **Maurice Crum, Jr.** became the first Irish player to ever record a pair of forced fumbles, two fumble recoveries and two interceptions in the same game. Crum also set a single-game school record with four turnovers forced.

### 2007 NOTRE DAME SCHEDULE

Date	Opponent	Site	Time/Result
September 1	GEORGIA TECH (NBC)	Notre Dame, Ind.	L, 3-33
September 8	at Penn State (ESPN)	State College, Pa.	L, 10-31
September 15	at Michigan (ABC)	Ann Arbor, Mich.	L, 0-38
September 22	MICHIGAN STATE (NBC)	Notre Dame, Ind.	L, 14-31
September 29	at Purdue (ESPN)	West Lafayette, Ind.	L, 19-33
October 6	at UCLA (ABC)	Pasadena, Calif.	W, 20-6
October 13	BOSTON COLLEGE (NBC)	Notre Dame, Ind.	L, 14-27
October 20	USC (NBC)	Notre Dame, Ind.	L, 0-38
November 3	NAVY (NBC)	Notre Dame, Ind.	L, 44-46 (3ot)
November 10	AIR FORCE (NBC)	Notre Dame, Ind.	2:30 p.m.
November 17	DUKE (NBC)	Notre Dame, Ind.	2:30 p.m.
November 24	at Stanford (TBA)	Stanford, Calif.	TBA

All Times Local

post-game show on NBCSports.com.

**RADIO:** For the 40th consecutive season, all Notre Dame football games are to be broadcast on approximately 200 stations in 50 states by Westwood One with Don Criqui (play-by-play), former Irish running back Allen Pinkett (analysis) and Jeff Jeffers providing pre-game, half-time and post-game reports. This broadcast can be heard live on SIRIUS Satellite Radio (channel 159) and will be streamed live on the Irish official athletics website at www.und.com.

All Notre Dame home games may be heard in South Bend on U93-FM (92.9) and WDND-AM (1490). See page nine of this notes package for more information on Irish football radio and television shows.

**WEB SITES:** Notre Dame (und.com), Air Force (goairforcefalcons.com).

**REAL-TIME STATS:** Live in-game statistics will be provided through College Sports Television's Gametracker via each school's respective official athletic websites.

**POLLS:** Notre Dame and Air Force each failed to receive any votes in either the Associated Press or USA Today coaches polls.

**SERIES INFO:** Notre Dame and Air Force will play one another for the 28th time on Saturday. The Irish hold a 22-5 (.815) edge in the series, including victories in 12 of the last 13 meetings. Notre Dame has scored 30 or more points in nine of its last 12 games against the Falcons. Two of the seven overtime games in Notre Dame history have come against Air Force. The Falcons won 20-17 in 1996, while the Irish claimed a 34-31 win in 2000 (see All-Time Series Results on page 2).

**Notre Dame vs. Air Force Series History**

**Notre Dame leads 22-5**

<b>In Notre Dame:</b>	Notre Dame leads 10-3
<b>In Colorado Springs:</b>	Notre Dame leads 12-2
<b>Longest Notre Dame Win Streak:</b>	11 (1964-81)
<b>Longest Air Force Win Streak:</b>	4 (1982-85)
<b>Largest Margin of Victory:</b>	49 (49-0), 1977 in South Bend
<b>Largest Margin of Defeat:</b>	14 (7-21), 1984 in South Bend

Site	Year	Rank	W/L	ND	AF
	1964	6-	W	34	7
*	1969	8-	W	13	6
	1972	12-	W	21	7
*	1973	5-	W	48	15
*	1974	5-	W	38	0
	1975	15-	W	31	30
*	1977	6-	W	49	0
	1978	20-	W	38	15
	1979	10-	W	38	13
*	1980	2-	W	24	10
	1981		W	35	7
	1982	18-	L	17	30
*	1983		L	22	23
*	1984		L	7	21
	1985	-17	L	15	21
*	1986		W	31	3
	1987	11-	W	35	14
*	1988	2-	W	41	13
	1989	1-17	W	41	27
*	1990	1-	W	57	27
	1991	5-	W	28	15
*	1994		W	42	30
	1995	8-	W	44	14
*	1996	8-	L (ot)	17	20
*	2000	19-	W (ot)	34	31
	2002	7-18	W	21	14
	2006	9-	W	39	17

**Notre Dame vs. Air Force Statistics (2007 Statistics)**

Notre Dame	Category	Air Force
125	First Downs	200
46	By Rushing	135
63	By Passing	52
16	By Penalty	13
61-514	Penalties-Yards	48-425
20-10	Fumbles-Lost	19-11
313	Rushing Attempts	533
508	Rushing Yards	2,728
1.6	Yards Per Rush	5.1
56.4	Rushing Yards Per Game	272.8
285-160-8	Attempts-Completions-INT	164-103-4
1,368	Passing Yards	1,224
152.0	Passing Yards Per Game	122.4
598	Total Offensive Plays	697
1,876	Total Offense	3,952
208.4	Total Offense Per Game	395.2
124	Total Points	257

**WHAT TO WATCH FOR:** Notre Dame All-American candidate Trevor Laws is putting together a record-setting season for the Irish. Laws, who leads the entire country for tackles by an defensive lineman, is on pace for 108 tackles (would become the fourth Irish defensive lineman to ever eclipse 100 in a season). He not only leads the NCAA in tackles by a defensive lineman, but he is also the only DL in the top 100 in tackles.

**NOTRE DAME HEAD COACH CHARLIE WEIS:**

A record combined win total for the first two seasons of any Notre Dame head football coach, consecutive Bowl Championship Series appearances for the first time in Irish history, and the two most accomplished passing seasons in Notre Dame football annals - those are the most notable by-products of the first two seasons of the Charlie Weis era in South Bend. Weis (Notre Dame, 1978), owner of four Super Bowl-champion rings as products of a stellar 15-season career as a National Football League assistant coach, wasted no time putting his signature stamp on his alma mater's program in his first two years as Irish head coach in 2005 and 2006. The Irish finished his inaugural season with a 9-3 mark and an appearance in the Fiesta Bowl. Notre Dame followed that campaign with a 10-3 record last season and another BCS Bowl berth (Sugar). In addition to leading one of three schools to consecutive BCS bowl games, Weis guided the Irish to their most wins over any two-year span since 1993-94. He is 1-0 against Air Force.

**AIR FORCE HEAD COACH TROY CALHOUN:**

Troy Calhoun (USAFA, 1989) ushers in a new era of Falcon football this season as Calhoun replaced the legendary Fisher DeBerry, who retired last season after 23 years as head coach. Calhoun is the sixth head coach in school history and first graduate to hold the position. He brings with him an impressive resume at the collegiate and professional levels that is flooded with success at every stop. Calhoun is fresh off completing his first season with the Houston Texans as offensive coordinator/quarterbacks coach. The 2006 Texans were one of only two NFL teams to triple their number of wins from the previous year. On offense, the Texans had the NFL's leading receiver (Pro Bowler Andre Johnson with 103 catches), the NFL's best quarterback completion percentage (68.4 percent) and quarterback David Carr tied an NFL record against Buffalo with 22 straight completions. Calhoun became a well-rounded NFL coach, working as a defensive assistant, special teams assistant and offensive assistant with the Denver Broncos from 2003-05. He began his NFL coaching career by serving as the defensive assistant under defensive coordinator Larry Coyer in 2003. He was a part of the NFL's fourth-ranked defense. The Broncos' defense ranked seventh against the run and sixth against the pass.

**Notre Dame vs. Service Academies**

School	Won	Lost	Tied	Pct.
Air Force	22	5	0	.815
Army	37	8	4	.796
Navy	70	10	1	.870
<b>TOTALS</b>	<b>129</b>	<b>23</b>	<b>5</b>	<b>.843</b>

**Top Irish Performances vs. Air Force**

**INDIVIDUAL**

**Rushing Yards**

Allen Pinkett, 27-197, 1 TD; 11.19.1983

**Passing Yards**

Blair Keil, 16-22-285, 2 TD; 11.19.1983

**Receptions**

Derrick Mayes, 8-163, 2 TD; 11.19.1994  
 Arnaz Battle, 8-112; 10.19.2002

**Receiving Yards**

Raghib Ismail, 6-172, 1 TD; 10.22.1988

**Points Kicking**

Scott Cengia, 14 (5 XP, 3 FG); 11.18.1995

**Kickoff Return Yards**

Julius Jones, 4-119; 10.28.2000

**Punt Return Yards**

Allen Rossum, 3-95, 1 TD; 10.19.1996

**Touchdowns**

Vagas Ferguson, 3 TD (3 rushing); 11.19.1977  
 Jerome Bettis, 3 TD (3 rushing); 10.19.1991

**Tackles**

Chinendum Ndukwe, 22; 11.11.2006

**Interceptions**

Mike Townsend, 3-0; 11.11.1972

**TEAM**

**Points Scored**

57 (W 57-27); 1990 in Notre Dame

**Points Scored (quarter)**

28 (W 48-15); 1973 (first) in Notre Dame

**Points Scored (half)**

35 (W 49-0); 1977 (first) in Notre Dame  
 35 (W 41-27); 1989 (first) in Colorado Springs

**Points Allowed**

30 (W 31-30); 1975 in Colorado Springs  
 30 (L 17-30); 1982 in Colorado Springs  
 30 (W 42-30); 1994 in Notre Dame

**Points Allowed (quarter)**

18 (W 34-31); 2000 (fourth) in Notre Dame

**Points Allowed (half)**

18 (W 34-31); 2000 (second) in Notre Dame

**Notre Dame Probable Starting Lineup**

**OFFENSE**

Pos.	No.	Player	Class	Notes
"X"	18	Duval Kamara	Fr.	First rookie WR w/ two TD rec. in game since 1992
LT	74	Sam Young	So.	Has started all 22 games over the past two seasons
LG	77	Michael Turkovich	Jr.	Started the past nine games; first nine of his career
C	78	John Sullivan	Sr.	Will make his 43rd career start this week
RG	55	Eric Olsen	So.	Made first career start against Boston College
RT	72	Paul Duncan	Jr.	Started the past nine games; first nine of his career
TE	89	John Carlson	Sr.	Ranks third all-time for receptions in Irish TE history
"Z"	82	Robby Parris	So.	Career-high 94 yds vs. Boston College; first career TD
QB	13	Evan Sharpley	Jr.	Tossed for 208 yards and two TDs at Purdue
FB	44	Asaph Shwapp	Jr.	Returns to field after tearing ACL against Penn State in '06
HB	34	James Aldridge	So.	Rushed 32 times for 125 yards against Navy

**DEFENSE**

Pos.	No.	Player	Class	Notes
LDE	98	Trevor Laws	Sr.	Leads team with 81 tckls; 1st in the NCAA among DL
NT	96	Pat Kuntz	Jr.	Has knocked down nine passes already this season
RDE	94	Justin Brown	Sr.	Registered career-high eight tackles vs. Michigan
OLB	90	John Ryan	So.	Started the past nine games; first nine of his career
ILB	40	Maurice Crum, Jr.	Sr.	First Irish player ever with two FE, two FR, two INTs in same game (UCLA)
ILB	52	Joe Brockington	Sr.	Team-high, career-high 16 tckls, 4 solo, vs. Navy
OLB	58	Brian Smith	Fr.	First freshman with INT TD return since 1976
LCB	2	Darrin Walls	So.	Recorded first career INT; returned 73-yds for TD vs. PSU
FS	27	David Bruton	Jr.	Had 15 tackles and first career INT against MSU
SS	9	Tom Zbikowski	Sr.	Owns school record for career tackles (280) by DB
RCB	20	Terrail Lambert	Sr.	Will make his 20th consecutive start against Air Force

**SPECIAL TEAMS**

Pos.	No.	Player	Class	Notes
PK	14	Brandon Walker	Fr.	First left-footed PK for the Irish since Harry Oliver (1981)
KO	35	Nate Whitaker	So.	Averaging 59.6 yds per kick this season
P	17	Geoff Price	Sr.	22 career punts of 50+ yds (nine in '07); 11 inside 20-yd line
H	13	Evan Sharpley	Jr.	Holds for right-footed kicker Nate Whitaker
	17	Geoff Price	Sr.	Holds for left-footed kicker Brandon Walker
SNP	61	J.J. Jansen	Sr.	Served as SNP at ND since 2005 game vs. USC
PR	9	Tom Zbikowski	Sr.	Tied for Irish career record with three punt return TDs
KR	23	Golden Tate	Fr.	Avg. 23.4 yds/return on 12 kickoff returns
	5	Armando Allen	Fr.	Avg. 21.9 yds/return on 26 kickoff returns

**KEY PROBABLE NON-STARTERS**

Pos.	No.	Player	Class	Notes
QB	7	Jimmy Clausen	Fr.	Became eighth freshman QB to start for Irish since 1950
HB	26	Travis Thomas	Sr.	Three rushing TDs vs. Navy; first multi-TD game of career
HB	5	Armando Allen	Fr.	Leads Irish with 102.9 all-purpose yds/game
HB	37	Junior Jabbie	Sr.	Picked up first career reception against Ga. Tech
HB	34	Robert Hughes	Fr.	Had six carries for 33 yds and first career TD against MSU
WR	11	David Grimes	Jr.	Returned for USC after missing two games with injury
WR	1	D.J. Hord	Jr.	Picked up first career reception vs. Ga. Tech (missed '06)
WR	19	George West, Jr.	So.	15 receptions this season for 132 yards
WR	23	Golden Tate	Fr.	First Irish freshman WR to eclipse 100 yds/game since '92
OG	51	Dan Wenger	So.	Started first three games; returned from injury for USC
TE	83	Mike Ragone	Fr.	Has played in all nine games on special teams
TE	84	Will Yeatman	So.	Career-high three catches against USC
NT	95	Ian Williams	Fr.	Career-high 11 tackles against Navy
DE	57	Dwight Stephenson, Jr.	Sr.	Son of NFL Hall of Fame center Dwight Stephenson
DE	92	Derrell Hand	Jr.	Made first career start (three tackles) vs. Michigan State
ILB	49	Toryan Smith	So.	Father, Charles, played football at Georgia
ILB	54	Anthony Vernaglia	Sr.	Made first career start in season opener vs. Ga. Tech
OLB	56	Kerry Neal	Fr.	One of five freshmen to start a game this season
DB	22	Ambrose Wooden	Sr.	Veteran has started 19 career games for the Irish
DB	8	Raeshon McNeil	So.	Played in 11 games in 2006 and all nine in 2007
FS	28	Kyle McCarthy	Jr.	Made first career start against Navy
P	43	Eric Maust	So.	Punted seven times for 306 yds (43.7 avg.) this season

**Notre Dame Head Coach  
Charlie Weis**



**PERSONAL INFORMATION**

**BIRTHDAY:** March 30, 1956  
**FAMILY:** Wife, Maura; Son, Charlie, Jr. (14) and Daughter, Hannah (12)  
**HIGH SCHOOL:** Middlesex High School, Middlesex, N.J.  
**EDUCATION:** Bachelor's Degree in speech and drama, Notre Dame, 1978; Master's Degree in education, South Carolina, 1989

**COACHING EXPERIENCE**

Year	School/Team	Assignment
1979	Boonton (N.J.) High School	Assistant Coach
1980	Morristown (N.J.) High School	Assistant Coach
1981	Morristown (N.J.) High School	Assistant Coach
1982	Morristown (N.J.) High School	Assistant Coach
1983	Morristown (N.J.) High School	Assistant Coach
1984	Morristown (N.J.) High School	Assistant Coach
1985	South Carolina	Graduate Assistant Coach/Defensive Backs
1986	South Carolina	Graduate Assistant Coach/Linebackers
1987	South Carolina+	Volunteer Coach/Defensive Ends
1988	South Carolina@	Assistant Recruiting Coordinator
1989	Franklin Township (N.J.) High School	Head Coach
1990	New York Giants*	Defensive Assistant/Asst. Special Teams
1991	New York Giants	Running Backs
1992	New York Giants	Running Backs
1993	New England Patriots	Tight Ends
1994	New England Patriots	Tight Ends
1995	New England Patriots	Running Backs
1996	New England Patriots#	Wide Receivers
1997	New York Jets	Wide Receivers
1998	New York Jets^	Offensive Coordinator/Wide Receivers
1999	New York Jets	Offensive Coordinator/Wide Receivers
2000	New England Patriots	Offensive Coordinator/Running Backs
2001	New England Patriots*	Offensive Coordinator/Quarterbacks/RBs
2002	New England Patriots	Offensive Coordinator/Quarterbacks
2003	New England Patriots*	Offensive Coordinator
2004	New England Patriots*	Offensive Coordinator
2005	University of Notre Dame%	Head Coach
2006	University of Notre Dame\$	Head Coach
2007	University of Notre Dame	Head Coach

**Notre Dame Total (3 seasons) .....20-14 (.588)**

+ Gator Bowl @ Liberty Bowl  
 \* Super Bowl champion # Super Bowl appearance  
 ^ AFC Title game % Fiesta Bowl  
 \$ Sugar Bowl

**Head-to-Head Statistical Comparison  
(2007 Stats)**

NOTRE DAME		vs.		AIR FORCE	
#	NCAA	Category	Category	NCAA	#
13.78	118th	Scoring Offense	Scoring Defense	19th	18.50
208.44	119th	Total Offense	Total Defense	41st	347.60
56.44	118th	Rushing Offense	Rushing Defense	51st	141.80
152.00	114th	Passing Offense	Passing Defense	34th	205.80
97.75	116th	Passing Efficiency Off.	Passing Efficiency Def.	27th	112.65
31.44	88th	Scoring Defense	Scoring Offense	68th	25.70
368.89	53rd	Total Defense	Total Offense	57th	395.20
199.00	95th	Rushing Defense	Rushing Offense	4th	272.80
169.89	7th	Passing Defense	Passing Offense	118th	122.40
118.50	42nd	Passing Efficiency Def.	Passing Efficiency Off.	38th	132.69
37.59	24th	Net Punting	Net Punting	38th	36.64
9.59	51st	Punt Returns	Punt Returns	27th	12.27
20.17	85th	Kickoff Returns	Kickoff Returns	58th	21.85
0.11	50th	Turnover Margin	Turnover Margin	33rd	0.60
1.33	104th	Sacks	Sacks Allowed	20th	1.30
4.78	119th	Sacks Allowed	Sacks	59th	2.10

**A WIN THIS WEEK WOULD...**

- Be the fourth straight victory over Air Force.
- Improve Notre Dame to 23-5 (.821) in the all-time series with the Falcons.
- Improve the Irish to 11-3 (.786) in the all-time series with Air Force in South Bend.
- Improve Weis' Notre Dame record to 21-14 overall, 2-0 against Air Force and 5-1 against Service Academies.
- Improve Weis' Notre Dame home record to 11-8 (.579).
- Improve Weis' Notre Dame record to 8-2 (.800) in November games.
- Improve Weis' Notre Dame record to 6-8 (.429) following a defeat.
- Improve an unranked Notre Dame squad to 5-3 (.625) all-time against Air Force.
- Improve an unranked Notre Dame squad to 3-2 (.600) all-time against the Falcons in South Bend.
- Improve Notre Dame to 21-4 (.840) all-time against an unranked Air Force squad.
- Improve Weis' record to 15-11 (.577) in afternoon games.
- Improve Notre Dame's all-time record to 823-277-42 (.739).
- Improve the Irish all-time home record to 298-95-5 (.755).
- Improve Notre Dame's all-time record against the Service Academies to 130-23-5 (.839).
- Improve Notre Dame's all-time home record against the Service Academies to 45-8 (.849).

**A LOSS THIS WEEK WOULD...**

- Snap a three-game winning streak over Air Force.
- Drop Notre Dame to 22-6 (.786) in the all-time series with the Falcons.
- Drop the Irish to 10-4 (.714) in the all-time series with Air Force in South Bend.
- Drop Weis' Notre Dame record to 20-15 overall, 1-1 against Air Force and 4-2 against Service Academies.
- Drop Weis' Notre Dame home record to 10-9 (.526).
- Drop Weis' Notre Dame record to 7-3 (.700) in November games.
- Drop Weis' Notre Dame record to 5-9 (.357) following a defeat.
- Drop an unranked Notre Dame squad to 4-4 (.500) all-time against Air Force.
- Drop an unranked Notre Dame squad to 2-3 (.400) all-time against the Falcons in South Bend.
- Drop Notre Dame to 20-5 (.800) all-time against an unranked Air Force squad.
- Drop Weis' record to 14-12 (.538) in afternoon games.
- Drop Notre Dame's all-time record to 822-278-42 (.738).
- Drop the Irish all-time home record to 297-96-5 (.753).
- Drop Notre Dame's all-time record against the Service Academies to 129-24-5 (.832).
- Drop Notre Dame's all-time home record against the Service Academies to 44-9 (.830).

**NOTRE DAME - AIR FORCE SERIES NOTES**

Saturday's game marks the 28th meeting between Notre Dame and Air Force, with the Irish holding a 22-5 series lead. The Irish also own an 10-3 record against the Falcons in

Notre Dame Stadium.

□ Notre Dame has won 11 of its last 12 games against Air Force, including a 39-17 victory in their last meeting on Nov. 11, 2006 at Falcon Stadium. Except for a four-game losing streak against Air Force from 1982-85, the Irish have won 22 of the 23 series meetings with the Falcons.

□ This year's game marks the first appearance for Air Force at Notre Dame Stadium since Oct. 28, 2000, when Glenn Earl blocked the Falcons' attempted game-winning, 28-yard field-goal as time expired in regulation, clearing the way for Joey Getherall to score his third TD of the game in overtime as No. 19 Notre Dame beat Air Force 34-31.

□ Notre Dame has scored 30 or more points in nine of its last 12 games against Air Force, averaging 38.9 points per game in those contests.

□ Two of the seven overtime games in Notre Dame history have come against Air Force. The Falcons won 20-17 in 1996, while the Irish claimed a 34-31 win in 2000. Notre Dame's other OT contests were a 27-20 loss at USC in 1996, a 27-24 loss to No. 1 Nebraska in 2000, a 29-26 victory over Washington State in 2003, a 44-41 loss to Michigan State in 2005 and last week's 46-44 defeat against Navy last week.

□ Of the five Air Force wins in the series, four came under the guidance of longtime Falcon head coach Fisher DeBerry. DeBerry retired at the end of the 2006 season.

□ Saturday's game is the second for Notre Dame this season against a service academy. The Irish lost last week to Navy, 46-44, in triple overtime.

**NOTRE DAME VS. SERVICE ACADEMIES**

□ Notre Dame has won almost 85 percent of its games (129-23-5) vs. teams from the three service academies (Army, Navy and Air Force).

□ The Irish had won 15 consecutive games against the service academies (before last week's loss to Navy), and they are 36-2 (.947) against these schools since 1986 (including a 18-2 mark at home). The only defeat, prior to last week, in that time was a 20-17 overtime loss to Air Force in 1996 at Notre Dame Stadium.

□ More than half (80) of Notre Dame's 157 games against service academies, and more than half of its victories (70) have come against Navy, part of the longest continuous intersectional rivalry in the country.

□ Notre Dame and Army met every season from 1913-47 with the exception of 1918. During an 11-season span from 1937-47, one or both teams were ranked, including six meetings when either side was first or second in the nation, and back-to-back "No. 1 vs. No. 2" matchups in 1945 and 1946. However, the Irish and Black Knights have played just 15 times since 1947, with Notre Dame winning 14 of those encounters.

**NOTRE DAME VS. THE MOUNTAIN WEST CONFERENCE**

□ Notre Dame has a 27-7 (.794) all-time record against current members of the Mountain West Conference, with the vast majority of those games (27) coming against Air Force.

□ The .794 Irish winning percentage vs. the Mountain West Conference is the second best in school history against a major Division I-A conference, topped only by the .884 mark (23-3) Notre Dame has posted against Conference USA.

□ Today's game is just the seventh for the Irish against a team representing the Mountain West since that league began play in 1999.

**Irish Players Among National Leaders**

Category	Rank	Stat	National Leader	Stat
Rushing Offense	118	56.44	Navy	333.33
Passing Offense	114	152.00	Texas Tech	482.10
Total Offense	119	208.44	Texas Tech	549.50
Scoring Offense	118	13.78	Hawaii	51.88
Rushing Defense	95	199.00	Boston College	58.00
Pass Efficiency Defense	42	118.50	Arkansas	91.18
Total Defense	53	368.89	Ohio St.	221.20
Scoring Defense	88	31.44	Ohio St.	9.70
Net Punting	24	37.59	Georgia Tech	41.04
Punt Returns	51	9.59	Kansas St.	22.06
Kickoff Returns	85	20.17	Kansas	30.88
Turnover Margin	50	.11	Fla. Atlantic	2.25
Pass Defense	7	169.89	South Carolina	149.20
Passing Efficiency	116	97.75	Florida	177.37
Sacks	104	1.33	Penn St.	4.00
Tackles For Loss	109	4.78	South Fla.	9.78
Sacks Allowed	119	4.78	Tennessee	.33
<b>Punting</b>		<b>Tackles</b>		
Geoff Price	44th	41.85	Trevor Laws	t-58th 9.00
			Joe Brockington	t-64th 8.78
<b>Punt Returns</b>		<b>Kickoff Returns</b>		
Tom Zbikowski	29th	11.43	Golden Tate	85th 22.85

**Notre Dame's Record When...**

	2007	Weis Era
At Home	0-5	10-8
On The Road	1-3	9-4
Neutral Site Games	0-0	1-2
In Overtime	0-1	0-2
Coming off a loss	1-6	5-8
Coming off a win	0-1	14-2
Coming of an open date	0-1	1-2
Both teams are AP-ranked	0-0	3-5
Neither team is ranked	0-4	0-4
ND is ranked higher	0-0	17-2
Opponent is ranked higher	1-4	3-8
Vs. In-state Opponents	0-1	2-1
In September	0-5	7-7
In October	1-3	7-4
In November	0-0	8-1
In December	0-0	0-0
In January	0-0	0-2
On Television	1-8	20-14
On NBC	0-5	10-8
On ABC	1-1	7-3
On ESPN	0-2	1-2
On CBS	0-0	1-0
On CSTV	0-0	1-0
On Fox	0-0	0-1
Afternoon Games	1-7	14-11
Night Games	0-1	5-3
Decided By 7 or Less	0-1	4-3
Scoring First	0-3	13-4
Opponent Scores First	1-5	7-10
Leading At Halftime	0-1	15-2
Tied At Halftime	0-0	1-0
Trailing At Halftime	1-7	4-12
Leading After 3 Qtrs.	1-1	16-1
Tied After 3 Qtrs.	0-0	0-1
Trailing After 3 Qtrs.	0-7	4-12
In Overtime	0-1	0-2
Scoring 40+ Points	0-1	9-2
Scoring 30+ Points	0-1	16-3
Scoring 20-29 Points	1-0	11-5
Scoring 0-19 Points	0-7	2-9
Allowing 40+ Points	0-1	0-5
Allowing 30+ Points	0-7	2-13
Allowing 20-29 Points	0-1	8-4
Allowing 0-19 Points	1-0	11-0
Outrushing Opponent	0-0	9-0
Getting Outrushed	1-8	11-14
Passing For More Yds	0-3	16-6
Passing For Fewer Yds	1-5	4-8
Outgaining Opponent	0-2	14-3
Getting Outgained	1-6	6-10
Winning Time of Poss.	1-1	15-4
Losing Time of Poss.	0-7	5-10
Scoring a Def./ST TD	1-2	8-3
Allowing a Def./ST TD	0-2	2-5
Fewer Penalty Yards	1-4	9-8
More Penalty Yards	0-4	11-6
Winning Turnover Battle	1-2	14-5
Losing Turnover Battle	0-5	2-7
Individual 100-yard rusher	0-2	11-4
Individual 100-yard receiver	0-1	12-4
Individual 200-yard passer	0-1	19-5
Opponent 100-yard rusher	0-5	3-10
Opponent 100-yard receiver	0-0	9-6
Opponent 200-yard passer	0-3	9-9

2007 Notre Dame Honors

**JAMES ALDRIDGE**

- Phil Steele's #54 Running Back

**JOE BROCKINGTON**

- Phil Steele's #59 Outside Linebacker

**DAVID BRUTON**

- Phil Steele's #39 Free Safety

**JOHN CARLSON**

- Maxwell Award Watch List
- Mel Kiper's #1 Senior Tight End
- #1 Senior Tight End Prospect in 2008 NFL Draft (Todd McShay)
- Phil Steele's #1 Tight End
- Lindy's #2 Tight End
- The Sporting News #3 Tight End
- Athlon Sports First Team Preseason All-American
- Phil Steele's First Team Preseason All-American
- Lindy's Second Team Preseason All-American
- Street & Smith's Second Team Preseason All-American

**JIMMY CLAUSEN**

- Phil Steele's #64 Quarterback

**MAURICE CRUM**

- Phil Steele's #18 Inside Linebacker
- Chuck Bednarik Award Watch List
- Nagurski Trophy Watch List
- Lott Award Watch List
- Lombardi Award Watch List
- Walter Camp National Defensive Player Of The Week (Oct. 7)
- Midseason third team All-American by Phil Steele

**D.J. HORD**

- Phil Steele's #65 Wide Receiver

**TERRAIL LAMBERT**

- Phil Steele's #31 Cornerback

**TREVOR LAWS**

- Phil Steele's #49 Defensive End
- Lombardi Award Watch List
- Midseason second team All-American by Phil Steele

**GEOFF PRICE**

- Phil Steele's #3 Punter
- Mel Kiper's #4 Senior Punter
- Lindy's #8 Punter
- The Sporting News #9 Punter
- Phil Steele's Third Team Preseason All-American
- Street & Smith's Honorable Mention Preseason All-American

**ASAPH SCHWAPP**

- Phil Steele's #24 Fullback

**JOHN SULLIVAN**

- Phil Steele's #2 Center
- Mel Kiper's #3 Senior Center
- Lindy's #4 Center
- #9 Senior Offensive Lineman Prospect in

2008 NFL Draft (Todd McShay)

- Street & Smith's First Team Preseason All-American
- Phil Steele's Second Team Preseason All-American
- Athlon Sports Third Team Preseason All-American
- Outland Trophy Watch List
- Rimington Award Watch List
- Lombardi Award Watch List

**AMBROSE WOODEN**

- Phil Steele's #18 Cornerback
- #25 Senior Defensive Back Prospect in 2008 NFL Draft (Todd McShay)
- Street & Smith's Honorable Mention Preseason All-American

**SAM YOUNG**

- Phil Steele's # 10 Offensive Tackle
- Street & Smith's Honorable Mention Preseason All-American

**TOM ZBIKOWSKI**

- Mel Kiper's #1 Senior Safety
- Phil Steele's #1 Strong Safety
- The Sporting News #1 Strong Safety
- Lindy's #3 Safety
- #10 Senior Defensive Back Prospect in 2008 NFL Draft (Todd McShay)
- ESPN.com (Ivan Maisel) First Team Preseason All-American
- Athlon Sports First Team Preseason All-American
- The Sporting News First Team Preseason All-American
- Phil Steele's First Team Preseason All-American
- Lindy's Second Team Preseason All-American
- Street & Smith's Honorable Mention Preseason All-American
- Jim Thorpe Award
- Chuck Bednarik Award Watch List
- Nagurski Trophy Watch List
- Lott Trophy Watch List
- Lott Trophy Quarterfinalist
- AFCA Good Works Team
- Midseason second team All-American by Phil Steele

**TEAM PRESEASON UNIT RANKINGS**

- Phil Steele's #17 Special Teams
- Phil Steele's #22 Running Backs

**TEAM PRESEASON NATIONAL RANKINGS**

- Lindy's #36
- Athlon Sports #38
- Phil Steele # 38
- The Sporting News #39

- The other six meetings for Notre Dame against an MWC opponent came against Air Force in 2000 (a 34-31 overtime win), 2002 (a 21-14 win) and 2006 (a 39-17 win) along with the 2003, 2004 and 2005 meetings with BYU.
- The only other MWC team the Irish have faced is TCU (a 21-0 win in 1972).
- Other Mountain West Conference teams: Colorado State, New Mexico, San Diego State, UNLV, Utah, Wyoming.

**ON THIS DATE**

Notre Dame has played 13 previous games in its history on Nov. 10. The Irish are 6-7 all-time on this date. The Irish have recorded two shutouts on Nov. 10 (1906, 1917).

**Nov. 10, 1962:** Daryle Lamonica tossed four touchdown passes to lead the Irish past Pittsburgh, 43-22. The four passing TDs are tied for the fourth most in single-game Notre Dame history. Jim Kelly chipped in with 11 receptions (fifth-most in school history) and hauled in three of Lamonica's four TD passes that afternoon. Only Maurice Stovall has ever had more touchdown receptions in a single-game.

**Nov. 10, 1990:** Ricky Waters rushed for 174 yards on 17 carries to lead top-ranked Notre Dame past ninth-ranked Tennessee, 34-29. He had a pair of touchdowns, including a 66-yard run.

1900	Wisconsin	L, 0-54	A
1906	Indiana	W, 11-0	N
1917	Morningside	W, 13-0	A
1923	Nebraska	L, 7-14	A
1928	Army	W, 12-6	N
1934	Navy	L, 6-10	N
1945	#1 Army	L, 0-48	N
1951	#5 Michigan State	L, 0-35	A
1956	#20 Pitt	L, 13-26	A
1962	Pitt	W, 43-22	H
1973	#20 Pitt	W, 31-10	A
1979	Tennessee	L, 18-40	A
1990	#9 Tennessee	W, 34-29	A

**NOTRE DAME-AIR FORCE CONNECTIONS**

- Irish defensive line coach Jappy Oliver coached at Air Force for eight years from 1995-2002 under current Falcons' head coach Fisher DeBerry. He was on the opposite sideline in four meetings of the all-time series, including the last time the teams played in 2002.
- Air Force and Notre Dame honored Gregg Lewis, the son of Notre Dame secondary coach Bill Lewis, at last year's game by wearing a helmet decal during the game. Gregg was a 1992 graduate of the Air Force Academy and walk-on football player in 1988. He was killed on a training mission in the fall of 1998 while flying helicopters for the 66th Rescue Squadron from Nellis Air Force Base, Nev. The idea came from Lewis' brother, Geoff, who coordinated with both head coaches to honor his brother's squadron, the "Jolly 38" unit.
- Notre Dame's roster features one player from the state of Colorado. The roster of Air Force does not have a player from the state of Indiana.
- A number of players from Air Force and Notre Dame either attended the same high school or hail from the same hometown.

Notre Dame H i g h

School/Hometown	Air Force	
Eric Maust, P	Atlanta, GA	Chad Hall Buncan Thompson
Nikolas Rodriguez	San Antonio, TX	Nathan Smith Nick Charles Austin Fallin Anthony Hemphill Myles Morales
Will Yeatman	San Diego, CA	Julian Madrid
Nate Whitaker		
Ray Herring	Holy Trinity Academy [FL]	Kevin Rivers
Paddy Mullen	St. Louis, MO	Devon Ford
Robby Parris	St. Ignatius H.S. [OH]	Patrick Hennessey
John Ryan		
Gary Gray	Columbia, SC	Boston McClain
John Ryan	Westlake, OH	Ken Lamendola
William David Williams	Raleigh, NC	Peter Lusk
Chris Stewart	Klein H.S. [TX]	Caleb Morris

**NOTING THE NAVY GAME**

□ The game was officially sold out, making it the 197th consecutive sellout at Notre Dame Stadium. Since 1966, every Notre Dame home football game has been a sell-out except one – a 1973 Thanksgiving Day game vs. Air Force. The Irish have now have played in front of sell-outs in 245 of their past 246 home games.

□ The following Notre Dame players extended streaks for consecutive starts: senior ILB **Maurice Crum, Jr.** (34), senior DE **Trevor Laws** (34), senior C **John Sullivan** (21), sophomore OT **Sam Young** (21), senior CB **Terrail Lambert** (18) and senior SS **Tom Zbikowski** (15).

□ With junior FS **Kyle McCarthy** earning his first career start for Notre Dame, 25 different Irish players (10 on defense, 15 on offense) have registered their first career starts this season.



46



44 (3ot)

Sr., OLB, Anthony Vernaglia  
 Jr., NT, Pat Kuntz  
 Jr., OG, Michael Turkovich  
 So., QB, Demetrius Jones  
 So., OLB, John Ryan  
 Fr., HB, Armando Allen  
 Sr., DE, Dwight Stephenson  
 So., RG, Matt Carufel  
 So., HB, James Aldridge  
 So., DB Raeshon McNeil  
 So., TE, Will Yeatman  
 Fr., WR, Duval Kamara  
 Jr., FS, Kyle McCarthy

Jr., FS, David Bruton  
 Jr., OT, Paul Duncan  
 Jr., OG, Dan Wenger  
 So., WR, George West  
 Fr., QB, Jimmy Clausen  
 So., ILB, Toryan Smith  
 So., WR Robby Parris  
 Jr., DT, Derrell Hand  
 Fr., OLB Kerry Neal  
 Fr., WR Golden Tate  
 So., OG, Eric Olsen  
 Jr., QB, Evan Sharpley

□ The Irish recorded a touchdown on their opening drive of the game for the first time this season. Notre Dame accomplished the feat on four occasions in 2006 – most recently at Air Force (Nov. 11). The score marked the 13th first-drive touchdown in the Weis era.

□ Navy's initial scoring drive took 19 plays (all rushes), 85 yards and 8:04. The Midshipmen gained five first downs on the drive and converted three third-down plays. It was the longest drive of the season for an Irish opponent. The previous long drive in terms of plays was a pair of 13-play drives (Georgia Tech and UCLA) and both resulted in field goals.

□ With the touchdowns from freshman running back **Robert Hughes** and rookie wide receiver **Duval Kamara**, the Irish have seen five different freshmen score touchdowns this season. Hughes and Kamara joined outside linebacker **Brian Smith**, wide receiver **Golden Tate** and quarterback **Jimmy Clausen** in that distinction.

□ Notre Dame totaled 21 points, 11 first downs, 85 yards rushing and 170 total yards in the first half. The 21 points were not only a season-high for a half, but it topped the 19 points scored over the entire game against Purdue (9.22). The 11 first downs were more than Notre Dame managed in four full games earlier this season (Penn State, Michigan, Michigan State and USC). The 85 yards on the ground are more than the Irish totaled against Georgia Tech (minus-8), Penn State (0), Michigan (minus-6), Boston College (27) and UCLA (46) combined. The Irish have topped 170 total yards in only three previous games (Michigan State, Purdue and Boston College).

**Notre Dame Players Experience Career Firsts In 2007**

**GAME**

So., QB, Demetrius Jones (GT)  
 So., DS/DC, Leonard Gordon (GT)  
 So., FB, Luke Schmidt (GT)  
 So., DT, Paddy Mullen (GT)  
 So., DE, Kallen Wade (GT)  
 So., OG, Dan Wenger (GT)  
 Fr., HB, Armando Allen (GT)  
 Fr., QB, Jimmy Clausen (GT)  
 Fr., HB, Robert Hughes (GT)  
 Fr., WR, Duval Kamara (GT)  
 Fr., LB, Kerry Neal (GT)  
 Fr., OT, Matt Romine (GT)  
 Fr., KR, Golden Tate (GT)  
 Fr., PK, Brandon Walker (GT)  
 Fr., NT, Ian Williams (GT)  
 Jr., C, Thomas Bemenderfer (GT)  
 Fr., OLB, Brian Smith (PSU)  
 Fr., TE, Mike Ragone (PSU)  
 So., P, Eric Maust (PSU)  
 So., WR, Barry Gallup, Jr. (PSU)  
 Jr., DB, Mike Anello (UM)  
 Jr., DT, Derrell Hand (MSU)  
 So., OG, Chris Stewart (BC)

**START**

Sr., OLB, Anthony Vernaglia (GT)  
 Jr., FS, David Bruton (GT)  
 Jr., NT, Pat Kuntz (GT)  
 Jr., OT, Paul Duncan (GT)  
 Jr., OG, Michael Turkovich (GT)  
 So., OG, Dan Wenger (GT)  
 So., QB, Demetrius Jones (GT)  
 So., WR, George West (GT)  
 So., OLB, John Ryan (GT)  
 Fr., QB, Jimmy Clausen (PSU)  
 Fr., HB, Armando Allen (PSU)  
 So., ILB, Toryan Smith (PSU)  
 Sr., DE, Dwight Stephenson Jr. (PSU)  
 So., WR Robby Parris (UM)  
 So., RG, Matt Carufel (MSU)  
 Jr., DT, Derrell Hand (MSU)  
 So., HB, James Aldridge (MSU)  
 Fr., OLB Kerry Neal (PU)  
 So., DB Raeshon McNeil (PU)  
 Fr., WR Golden Tate (UCLA)  
 So., TE, Will Yeatman (UCLA)  
 So., RG, Eric Olsen (BC)  
 Fr., WR, Duval Kamara (BC)  
 Jr., QB, Evan Sharpley (USC)  
 Jr., FS, Kyle McCarthy (Navy)

**RUSH**

Fr., HB, Armando Allen (GT)  
 Fr., QB, Jimmy Clausen (GT)  
 Sr., TB, Junior Jabbie (PSU)  
 Fr., KR, Golden Tate (UM)  
 So., QB, Demetrius Jones (GT)  
 Fr., HB, Robert Hughes (MSU)  
 Sr., P, Geoff Price (BC)  
 So., Luke Schmidt (USC)

**RECEPTION**

Sr., TB, Junior Jabbie (GT)  
 Jr., WR, D.J. Hord (GT)  
 So., TE, Will Yeatman (GT)  
 Fr., WR, Duval Kamara (GT)  
 Fr., HB, Armando Allen (GT)  
 So., FB, Luke Schmidt (UM)  
 So., HB, James Aldridge (UCLA)  
 Fr., TE, Mike Ragone (Navy)

**TOUCHDOWN RUSH**

Fr., HB, Robert Hughes (MSU)  
 Fr., QB, Jimmy Clausen (UCLA)

**TOUCHDOWN RECEPTION**

Fr., WR, Duval Kamara (PU)  
 Fr., WR, Golden Tate (PU)  
 So., WR Robby Parris (UM)

**PASS ATTEMPT**

So., QB, Demetrius Jones (GT)  
 Fr., QB, Jimmy Clausen (GT)  
 Fr., HB, Armando Allen (UCLA)

**PASS COMPLETION**

So., QB, Demetrius Jones (GT)  
 Fr., QB, Jimmy Clausen (GT)

Fr., HB, Armando Allen (UCLA)

**TOUCHDOWN PASS**

Fr., QB, Jimmy Clausen (PU)  
 Jr., QB, Evan Sharpley (PU)

**FIELD GOAL**

Fr., PK, Brandon Walker (GT)

**FIELD GOAL ATTEMPT**

Fr., PK, Brandon Walker (GT)  
 So., PK, Nate Whitaker (PSU)

**KICK RETURN**

Fr., HB, Armando Allen (GT)  
 Fr., HB, Robert Hughes (GT)  
 Fr., KR, Golden Tate (GT)  
 Sr., HB/KR, Junior Jabbie (USC)

**TACKLE**

Sr., LS, J.J. Jansen (GT)  
 So., OLB, Morrice Richardson (GT)  
 So., DT, Paddy Mullen (GT)  
 Fr., NT, Ian Williams (GT)  
 Fr., LB, Kerry Neal (PSU)  
 So., DB, Jashaad Gaines (PSU)  
 Fr., KR, Golden Tate (GT)  
 Fr., OLB, Brian Smith (UM)  
 Jr., DB, Mike Anello (UM)  
 Jr., DT, Derrell Hand (MSU)  
 Jr., QB, Jimmy Clausen (PU)  
 Fr., TE, Mike Ragone (BC)  
 So., DB, Munir Prince (USC)  
 So., PK, Nate Whitaker (USC)  
 So., WR, Robby Parris (Navy)

**TACKLE FOR LOSS**

So., OLB, Morrice Richardson (PSU)  
 Fr., NT, Ian Williams (PSU)  
 Fr., OLB, Brian Smith (UM)  
 Fr., LB, Kerry Neal (MSU)  
 Jr., LB, Steve Quinn (MSU)  
 Sr., DE, Dwight Stephenson Jr. (PU)  
 So., ILB, Toryan Smith (UCLA)  
 Sr., OLB, Anthony Vernaglia (BC)  
 So., DB, Darrin Walls (Navy)

**FORCED FUMBLE**

Fr., OLB, Brian Smith (UM)  
 So., OLB, John Ryan (GT)  
 Sr., DE, Dwight Stephenson Jr. (USC)  
 Jr., FS, David Bruton (USC)  
 So., DB, Darrin Walls (Navy)

**FUMBLE RECOVERY**

Jr., SS, Ray Herring (UM)  
 Fr., OLB Kerry Neal (UCLA)  
 Sr., Maurice Crum, Jr. (UCLA)

**FUMBLE TD RETURN**

Sr., Maurice Crum, Jr. (UCLA)

**PASS BREAKUP**

So., DB Raeshon McNeil (GT)  
 Jr., NT, Pat Kuntz (GT)  
 Fr., LB, Kerry Neal (MSU)  
 Sr., DE, Dwight Stephenson Jr. (USC)  
 So., DB, Munir Prince (USC)

**INTERCEPTION**

So., DB, Darrin Walls (PSU)  
 Jr., FS, David Bruton (MSU)  
 Jr., FS Kyle McCarthy (PU)  
 Fr., OLB, Brian Smith (BC)

**INTERCEPTION TD RETURN**

Fr., OLB, Brian Smith (BC)  
 So., DB, Darrin Walls (PSU)

**SACK**

Jr., FS, David Bruton (GT)  
 So., OLB, Morrice Richardson (PSU)  
 So., OLB, John Ryan (PSU)  
 Fr., LB, Kerry Neal (MSU)  
 Fr., OLB, Brian Smith (UCLA)

**PUNT**

Jr., P, Eric Maust (PSU)

**BLOCKED PUNT**

### Notre Dame Football By The Numbers

**.739** - Notre Dame's winning percentage, the second-highest in college football history.

**1** - Notre Dame is the only team, college or professional, to have all of its games broadcast nationally on the radio and is the only team to have all of its home games televised nationally (NBC).

**5** - College Football Hall of Fame Coaches - Jesse Harper, Knute Rockne, Frank Leahy, Ara Parseghian and Dan Devine.

**7** - Heisman Trophy Winners: Angelo Bertelli (1943), Johnny Lujack (1947), Leon Hart (1949), John Latner (1953), Paul Hornung (1956), John Huarte (1964) and Tim Brown (1987).

**10** - Alumni in the Pro Football Hall of Fame.

**11** - National Championships - since the AP poll began in 1936 (1943-46-47-49-66-73-77-88), the most of any other school. The Irish also earned consensus national titles in 1924, 1929 and 1930 prior to the AP rankings.

**12** - Unbeaten and untied seasons.

**21** - Seasons in which the team has been voted the national champion by at least one selector.

**28** - Bowl games in which the Irish have taken part.

**31** - Unanimous first-team All-Americans -- more than any other school.

**42** - College Football Hall of Fame Players.

**79** - Different consensus All-Americans -- more than any other school.

**99** - Percent graduation rate among football players who enter on scholarship and remain at least four years.

**101** - Out of 118 years in which Notre Dame has finished with a winning record.

**119** - Years of college football (including '07).

**170** - Consecutive games streak televised nationally or regionally by NBC, CBS, ABC or ESPN (ended Nov. 11, 2006 at Air Force).

**181** - Selections on All-America first teams.

**197** - Consecutive sellouts at Notre Dame Stadium.

**200+** - Stations that broadcast Notre Dame football via Westwood One.

**303** - Appearances by the Irish on network television -- more than any other school.

**822** - All-time victories, second all-time in college football.

□ Notre Dame finished the game with 235 yards rushing, over 200 yards more than the Irish averaged entering the contest. It was the second most rushing yards in a game for the Irish in the Weis era (275 at Pittsburgh, 2005).

□ Notre Dame started six freshman or sophomores on offense. Of the 30 players that entered the game as substitutes, 18 were freshman or sophomores. In fact, 31 of the 52 players that saw action are in their first or second year of athletic eligibility.

□ Notre Dame limited Navy to just 21 points in regulation, the fewest for the Midshipmen this season and fewest since they managed just 14 in the meeting with the Irish in 2006.

□ Prior to the final minutes of regulation, Notre Dame and Navy each went without the need of a punt (Navy's only punt came with 2:23 left in the fourth quarter; the Irish had no punts). In fact, the Irish have not punted against the Midshipmen since the meeting in 2004. Notre Dame ran 90 plays over nine drives in Saturday's regulation, 62 plays over 10 drive in the 2006 versus Navy, and 70 plays over nine drives in 2005. The Irish have gone 230 plays (in regulation) against Navy without being forced to punt -- dating back to a D.J. Fitzpatrick punt in the fourth quarter of the 27-9 Irish victory in 2004.

□ Navy went ahead 28-21 following a 16-yard fumble return for touchdown. The touchdown (the second non-offensive TD by a Notre Dame opponent) was the 12th this season for a Notre Dame foe that failed to cover at least 45 yards. It was the 21st scoring drive (field goal or touchdown) for an Irish opponent in 2007 of 45 yards or less. Notre Dame's 2007 opponents now have totaled 14 scoring drives of under 25 yards (six went for touchdowns).

□ This marks the sixth time in the history of the Notre Dame-Navy series that the game has been decided in the final 2:00 or in overtime (all but one of those games have come in Notre Dame Stadium) ... the previous five all were Notre Dame victories:

- 2003 - D.J. Fitzpatrick's 40-yard field goal as time expired gives ND a 27-24 win (at ND)
- 1984 - John Carney's 44-yard FG with 0:14 left secures an 18-17 Irish win (at Giants Stadium)
- 1959 - a 43-yard FG from Monty Stickles gives ND the final 25-22 margin (at ND)
- 1991 - With 0:36 remaining, Jarious Jackson connects on a 16-yard TD pass to Jay Johnson and the Irish add the extra point for a 28-24 win (at ND)
- 1937 - Chuck Sweeney's tackle of Alan McFarland in the endzone (with 2:00 remaining) ends up being the difference in a 9-7 Irish win (at ND)

□ Notre Dame now is 2-5 in all-time overtime games (2-4 at ND Stadium), with wins over Air Force in 2000 (34-31) and Washington State in 2003 (29-26). The other ND overtime losses have come versus Air Force in 1996 (17-20), USC in 1996 (20-27; on road), Nebraska in 2000 (24-27) and Michigan State in 2005 (41-44).

□ Sophomore running back **James Aldridge** had a career-high 125 rushing yards in the game, besting his 104 versus Michigan State earlier this season. His 32 rushing attempts also a career-high, nine more than his total earlier this season versus UCLA (22).

□ Senior linebacker **Maurice Crum, Jr.** registered his third forced fumble of the season. Crum, who had two forced fumbles in the victory over UCLA (Oct. 6), now has four forced fumbles for his career.

□ Senior strong safety **Tom Zbikowski** registered his first fumble recovery of the season. Zbikowski now has been involved in a total of 17 turnovers (seven forced fumbles, seven interceptions, three fumble recoveries) during his four-year career. With his first tackle of the game, he moved past Ned Bolcar (1986-89) into 12th place on the Irish career tackles list (now 280, with 10 today). Zbikowski has the most career tackles ever by a Notre Dame defensive back, with the 11 players ahead of him on the list including nine linebackers and two defensive linemen.

□ Freshman running back **Robert Hughes** picked up his second rushing touchdown of the season on the game's opening drive. Hughes rumbled three yards to give the Irish a 7-0 lead. He also had a rushing touchdown against Michigan State on Sept. 22.

□ Freshman running back/kick returner **Armando Allen** recorded a season-best 38 yards kickoff return early in the second quarter. Allen opened the game with a 29-yard return and added another 29-yard return midway through the third quarter. He averaged 28.8 yards on four kickoff returns. Allen also rushed for a season-high a season-high 91 yards on 16 carries, including a season-long 15 yard rush. Allen has registered four kickoff returns this season of 30 yards or more.

□ Allen totaled 226 all-purpose yards against Navy on Nov. 3. The 226 all-purpose yards are tied for the 11th most in single-game Notre Dame history. It is also the most all-purpose yards by an Irish player since Darius Walker had 241 at Stanford on Nov. 11, 2005.

□ Senior tight end **John Carlson** recorded four receptions covering 40 yards. Carlson's 90 career receptions remain third-most ever by a Notre Dame tight end (two behind his former teammate Anthony Fasano) while his 949 career receiving yards also now rank third, ahead of Dean Maszta's 924.

□ Senior running back **Travis Thomas** had multiple rushing touchdowns (3) for the first time in his career. Thomas now has four rushing TDs this season and 11 in his career.

□ Senior defensive end **Trevor Laws** had a career-high 15 tackles, pushing his career total to 82 (seventh-most ever by a Notre Dame front-four lineman):

□ Freshman wide receiver **Duval Kamara** recorded his second touchdown of the season moments before halftime to give the Irish a 21-14 lead. He then latched onto an eight-yard touchdown pass in overtime, becoming the first Notre Dame freshman since 1992 (Derrick Mayes, vs. Pittsburgh) to have multiple TD receptions in a game. Kamara's previous touchdown this season catch came against Purdue on Sept. 29. Today's 21-yard touchdown grab also was his longest



reception of the season.

□ Senior inside linebacker **Joe Brockington** recorded 10 tackles in the first half. Brockington has recorded double-digit tackles in four career games with the Irish, including three times in 2007. His 16 total tackles in today's game bested Brockington's career-high of 15, set in 2006 at Air Force.

□ Freshman nose tackle **Ian Williams** recorded seven tackles in the first half alone to establish his season high (ultimately finishing with 11). His previous season-high was four tackles (set against Michigan State and Purdue).

□ Freshman tight end **Mike Ragone** picked up his first reception of the season late in the second quarter. Ragone became the 15th different Notre Dame player to register a reception this season.

**Different Receivers with Receptions**

1. Nebraska	20
2. Troy	19
3. TCU	18
Colorado	18
5. USC	17
6. Boise State	16
Baylor	16
Texas Tech	16
Georgia	16
Rice	16
UL Lafayette	16
LSU	16
13. Notre Dame	15
Hawaii	15
Northwestern	15
Louisville	15
Purdue	15
Utah State	15
Kansas	15
Clemson	15
San Diego State	15
Ohio State	15
Kentucky	15
Arkansas	15

**HOW DO THEY STACK UP?**

Average weight of the offensive and defensive lines:

ND OL 305.0 lbs.	vs.	AF DL 263.3 lbs.
ND DL 284.3 lbs.	vs.	AF OL 277.0 lbs.

Average height of the receivers and the secondaries:

ND WR/TE 6' 1"	vs.	AF DB 5' 11 1/2"
ND DB 6' 0"	vs.	AF WR/TE 5' 11"

**IN FRONT OF A FULL HOUSE**

□ Notre Dame has played in front of sellout crowds in 200 of its previous 228 games, including 75 of its last 82 contests dating back to the Tostitos Fiesta Bowl at the end of the 2000 season (the 2001, 2003 and 2005 games at Stanford, the 2004 game vs. Navy at the Meadowlands, the 2005 game at Washington and the 2007 game at UCLA were not sellouts). At Michigan in 2003, the Irish and Wolverines attracted the largest crowd in NCAA history (111,726), marking the third time in the history of the series that an NCAA attendance record was set. Including last year's game at Georgia Tech, the Irish have been part of establishing a new stadium attendance record seven times since 2001. The list also includes: at Nebraska and

**2007 Notre Dame Football Media Information**

Interview requests and media access for the 2007 Notre Dame football team are administered by lead football contact Brian Hardin and assistant football contact Michael Bertsch.

**CONTACT INFORMATION**

Brian Hardin .....bhardin2@nd.edu	Michael Bertsch .....mbertscl@nd.edu
Office: (574) 631-9471	Office: (574) 631-8642
Cell: (574) 532-4134	Cell: (574) 532-4154

**NOTRE DAME FOOTBALL WEEKLY MEDIA INFORMATION**

Charlie Weis Teleconferences: Coach Weis will be available for two teleconferences each week of the season. (Media looking for the teleconference number should contact Brian Hardin)

**SUNDAY** - 12:30-1:15 p.m. ET (except for Sept. 9 and Oct. 7 when it will begin at 1:30 p.m.)

- Guglielmino Athletics Complex auditorium
- This teleconference will function as a look back at the previous Saturday's game.

**TUESDAY** - 12:00 noon-12:45 p.m. ET

- Guglielmino Athletics Complex auditorium
- This teleconference will function as a look ahead at the upcoming weekend's opponent and other football-related issues.
- Satellite coordinates: AMC 3-C, Transponder 14 (Available from 11:45 a.m. to 12:45 p.m.)

For accredited members of the media who want to attend the weekly press conference, contact Brian Hardin or Michael Bertsch for more information. The Guglielmino Athletics Complex is located on the east side of campus, behind the Joyce Center and the Rolfs Recreation Center and just north of Moose Krause Stadium.

The Guglielmino Athletics Complex auditorium can be accessed through "The Gug's" main entrance, which is located on the west side of the building (facing the Rolfs Recreation Center and main campus).

Both teleconferences will be broadcast live (audio) on www.und.com each week. A full transcript from each teleconference will be posted on www.und.com as soon as possible.

Weis' Sunday and Tuesday press conferences also will be broadcast live (video) on www.und.com and archived there for future use.

Notre Dame Captains Teleconferences: The five Irish captains will be available over two teleconferences each week of the season.

**WEDNESDAY** - 12:45 p.m. ET

- John Carlson, John Sullivan, Travis Thomas

**THURSDAY** - 1:00 p.m. ET

- Maurice Crum, Jr., Tom Zbikowski

**PLAYER/ASSISTANT COACH POST-PRACTICE INTERVIEWS**

Notre Dame player interviews are available on a rotating schedule during the week.

**Tuesday:** Available by request: Offensive players (not including Thomas, Carlson, Sullivan), Offensive Coaches.

**Wednesday:** Available by request: Defensive players (not including Zbikowski, Crum, Jr.), Defensive Coaches, Coach Weis.

**Thursday:** Available by request: Specialists, Special Teams Coaches, Coach Weis.

There is no interview availability for any player or coach on Monday and Friday of each game week.

**NOTE** - All requests for player and coordinator interviews should be sent to Brian Hardin. A detailed description of the subject matter for the interview needs to be included. Requests are due at 10:00 a.m. each day of practice. Freshmen are not available with the exception of the bye week.

**PRACTICE ACCESS & POST-PRACTICE INTERVIEW LOCATION**

The first 20 minutes of each practice (during the season) on Tuesday, Wednesday and Thursday are open to the media for viewing. This is generally from 5:10-5:30 p.m. ET.

Post-practice interviews will take place in the Guglielmino Athletics Complex auditorium. Enter through the MAIN ENTRANCE (facing west) and you will be directed to the auditorium.

**NOTRE DAME COACHES' RADIO SHOW**

The weekly show will be held at Macri's Deli in Mishawaka. The show will air live on U93 (92.9 FM) Mondays from 7:00 - 7:30 p.m. Jack Nolan will host the show along with former Irish player Reggie Brooks. Air dates: Sept. 3, 10, 17, 24; Oct. 1, 8, 15, 22; Nov. 5, 12, 19. The show is a cooperative venture between Notre Dame Sports Properties, the Notre Dame athletic department and Artistic Media Partners. The show can also be heard on www.und.com.

**INSIDE NOTRE DAME FOOTBALL WITH CHARLIE WEIS (TELEVISION SHOW)**

Taped on Sunday nights, Inside Notre Dame Football will feature a recap of the week's contest, Notre Dame player features and more. A list of affiliates can be found on www.und.com. The show can be seen locally Sunday evenings on WNDU-TV following the late local news. It will also re-air on WNDU-TV the following Saturday morning at 6:30 a.m. as well as 90 minutes prior to kickoff of Notre Dame home games.

**All Times Eastern**

### National Rankings

#### ASSOCIATED PRESS (Nov. 4)

Rk	School	Record	Pts
1.	Ohio State (60)	10-0	1616
2.	LSU (5)	8-1	1523
3.	Oregon	8-1	1517
4.	Oklahoma	8-1	1421
5.	Kansas	9-0	1329
6.	West Virginia	7-1	1327
7.	Missouri	8-1	1260
8.	<b>Boston College</b>	<b>8-1</b>	<b>1051</b>
9.	Arizona State	8-1	1042
10.	Georgia	7-2	1021
11.	Virginia Tech	7-2	923
12.	<b>USC</b>	<b>7-2</b>	<b>817</b>
13.	<b>Michigan</b>	<b>8-2</b>	<b>783</b>
14.	Hawaii	8-0	776
15.	Texas	8-2	735
16.	Connecticut	8-1	665
17.	Florida	6-3	623
18.	Auburn	7-3	611
19.	Boise State	8-1	372
20.	Clemson	7-2	340
21.	Alabama	6-3	335
22.	Tennessee	6-3	245
23.	Virginia	8-2	212
24.	California	6-3	127
25.	Kentucky	6-3	127

#### Others Receiving Votes

Florida State 89, Cincinnati 68, Brigham Young 44, Penn State 38, Illinois 27, Arkansas 20, Wisconsin 12, South Florida 11, Wake Forest 8, South Carolina 6, Purdue 3, Troy 1.

#### USA TODAY/COACHES (Nov. 4)

Rk	School	Record	Pts
1.	Ohio State (55)	10-0	1493
2.	LSU (1)	8-1	1393
3.	Oregon (2)	8-1	1376
4.	Oklahoma (2)	8-1	1330
5.	Kansas	9-0	1241
6.	West Virginia	7-1	1222
7.	Missouri	8-1	1143
8.	<b>Boston College</b>	<b>8-1</b>	<b>951</b>
9.	Arizona State	8-1	946
10.	Georgia	7-2	927
11.	Virginia Tech	7-2	829
12.	Hawaii	8-0	807
13.	<b>Michigan</b>	<b>8-2</b>	<b>770</b>
14.	Texas	8-2	757
15.	<b>USC</b>	<b>7-2</b>	<b>706</b>
16.	Connecticut	8-1	568
17.	Auburn	7-3	551
18.	Florida	6-3	529
19.	Boise State	8-1	368
20.	Clemson	7-2	318
21.	Virginia	8-2	259
22.	Kentucky	6-3	197
23.	Alabama	6-3	174
24.	Tennessee	6-3	114
25.	<b>Penn State</b>	<b>7-3</b>	<b>105</b>

#### Others Receiving Votes

Wisconsin 86, California 74, Cincinnati 58, Illinois 45, Brigham Young 39, Florida State 26, Arkansas 20, Texas Tech 18, Wake Forest 17, South Carolina 16, Purdue 14, South Florida 5, Houston 4, Oklahoma State 3, Fresno State 1.

Texas A&M in 2001, at Air Force and Florida State in 2002, home vs. Boston College in 2002, vs. Oregon State in the Insight Bowl in 2004 (the game set a Bank One Ballpark record for football configuration). Notre Dame and Michigan played before an over-capacity 111,386 at Michigan Stadium in September of 2005. At Purdue in '05, the Irish and Boilermakers played before 65,491 football fans, a Ross-Ade Stadium record (since the renovation of the facility in 2003). Penn State drew the second largest crowd in Beaver Stadium history for the meeting with the Irish earlier this season.

□ Notre Dame did not become the first school in NCAA history to ever play three regular season road games before crowds of 100,000. Both Penn State and Michigan exceeded that mark, but UCLA fell short.

## TEAM NOTES

□ A total of 20 different players have started on offense for Notre Dame this year. Of those 20 players, only six had started in their Irish careers prior to this season. Among the six players, two had started three or fewer games at their position (Jr., FB, **Asaph Schwapp** – 3, Sr., HB, **Travis Thomas** – 2).

□ Through nine games, there have been 99 total starts on the offense. Here is a breakdown of the starts by class:

#### Freshmen

14 (14.1%); QB **Jimmy Clausen** – 6; HB **Armando Allen** – 3; WR **Duval Kamara** – 3; WR **Golden Tate** – 2.

#### Sophomores

34 (34.3%); OT **Sam Young** – 9; WR **George West** – 7; HB **James Aldridge** – 4; OG **Dan Wenger** – 3; OG **Matt Carufel** – 3; WR **Robby Parris** – 3; OG **Eric Olsen** – 3; QB **Demetrius Jones** – 1; TE **Will Yeatman** – 1.

#### Juniors

31 (31.3%); OT **Paul Duncan** – 9; OG **Michael Turkovich** – 9; FB **Asaph Schwapp** – 6; WR **David Grimes** – 5; QB **Evan Sharpley** – 1; **Kyle McCarthy** – 1.

#### Seniors

0 (0.0%)

#### Fifth-Year Seniors

20 (20.2%); TE **John Carlson** – 9; C **John Sullivan** – 9; HB **Travis Thomas** – 2.

Here is the breakdown of starts on offense by class:

**Freshmen:** 14 (14.1%)  
**Sophomores:** 34 (34.3%)  
**Juniors:** 31 (31.3%)  
**Seniors:** 0 (0.0%)  
**Fifth-Year Seniors:** 20 (20.2%)

Here is the breakdown of starts on defense by class:

**Freshmen:** 3 (3.0%)  
**Sophomores:** 19 (19.2%)  
**Juniors:** 19 (19.2%)  
**Seniors:** 24 (24.2%)  
**Fifth-Year Seniors:** 34 (34.3%)

The following chart breaks down the 198 starts made by the Irish this season by class:

**Freshmen:** 17 (8.6%)  
**Sophomores:** 53 (26.8%)  
**Juniors:** 50 (25.3%)  
**Seniors:** 24 (12.2%)  
**Fifth-Year Seniors:** 54 (27.6%)

The following chart breaks down the 286 starts made by the Irish in 2006:

**Freshmen:** 15 (5.3%)  
**Sophomores:** 8 (2.8%)  
**Juniors:** 41 (14.3%)  
**Seniors:** 145 (50.7%)  
**Fifth-Year Seniors:** 77 (26.9%)

**NINTH-BEST IN THE NCAA SINCE 1988**

Notre Dame has the nation's ninth best record over the last 20 seasons, or since the start of 1988. The Irish have posted a 164-73-2 record. The best Division I-A records from the start of 1988 (research courtesy of Colorado):

	School	G	W	L	T	Pct.
1.	Florida State	243	198	44	1	.818
2.	Miami, Fla.	237	188	49	0	.793
3.	Nebraska	245	192	52	1	.786
4.	Florida	244	184	59	1	.756
5.	Michigan	241	182	55	4	.763
6.	Ohio State	243	182	57	4	.757
7.	Tennessee	241	180	58	3	.753
8.	Texas	239	165	72	2	.695
9.	<b>Notre Dame</b>	<b>239</b>	<b>164</b>	<b>73</b>	<b>2</b>	<b>.690</b>
10.	Penn State	239	162	76	1	.680

**YOUTH ON SERVE**

□ A total of 68 different players have seen action this fall for Notre Dame. Of those 68 players, 37 are either freshmen or sophomores. The Irish have played 11 true freshman through their first eight games and five (**Jimmy Clausen, Armando Allen, Golden Tate, Kerry Neal and Duval Kamara**) have started.

□ Notre Dame has already had 25 (10 on defense, 15 on offense) different players register their first career starts this season. They include QB **Demetrius Jones**, HB **Armando Allen**, QB **Jimmy Clausen**, DB **Raeshon McNeil**, WR **George West**, WR **Golden Tate**, FS **David Bruton** HB **James Aldridge**, ILB **Toryan Smith**, OG **Dan Wenger**, ILB **Anthony Vernaglia**, OLB **Kerry Neal**, DE **Dwight Stephenson, Jr.**, OT **Paul Duncan**, OG **Matt Carufel**, OG **Mike Turkovich**, WR **Robby Parris**, TE **Will Yeatman**, OLB **John Ryan**, DE **Derrell Hand**, NT **Pat Kuntz**, RG **Eric Olsen**, WR **Duval Kamara**, QB **Evan Sharpley** and FS **Kyle McCarthy**. The Irish have also used freshman place kicker **Brandon Walker**, sophomore kickoff specialist **Nate Whitaker** and sophomore punter **Eric Maust**.

□ With freshmen **Jimmy Clausen** and **Armando Allen** each starting against Penn State, it marked the first time since freshmen were made eligible in 1972 that Notre Dame started rookies at both quarterback and tailback.

□ In the game against USC, Notre Dame started two freshmen at wide receiver (**Golden Tate** and **Duval Kamara**) for the first time since Oct. 30, 1982, against Navy (Meadowlands). The two freshmen that started at wideout that afternoon were Milt Jackson and Mike Haywood (the current Irish offensive coordinator).

□ Notre Dame played nine freshmen in the season-opening loss to Georgia Tech. It was tied for the fourth most freshmen to take the field in a season-opener since 1972.

□ The Irish returned just five senior lettermen and eight junior lettermen. Of those 13 upperclassmen, only six had ever started a game for Notre Dame prior to this season.

□ Notre Dame returned just 30 letterwinners to the 2007 team. The total is the third lowest (or 117th) in the nation.

□ The Irish lost 28 lettermen from the 2006 team that finished 10-3 and earned a spot in the Allstate Sugar Bowl. The total is tied for the fifth most in the country.

**FRESH HORSES**

Eleven true freshmen have played for Notre Dame this season. HB **Armando Allen**, QB **Jimmy Clausen**, HB **Robert Hughes**, WR **Duval Kamara**, OLB **Kerry Neal**, TE **Mike Ragone**, OT **Matt Romine**, OLB **Brian Smith**, WR **Golden Tate**, PK **Brandon Walker** and NT **Ian Williams** all have made significant contributions in 2007, giving Irish fans good reason to feel optimistic about the future.

Allen (275) and Hughes (45) are second and third on the team in rushing. Allen is fourth on Notre Dame with 19 receptions for 81 yards. He has also added 26 kick returns for 570 yards (21.9 yards per return). Allen recorded his best career game to date against Navy on Nov. 3. He rushed for 91 yards on 16 carries and added three receptions for 20 yards. Allen also returned four kicks for 115 yards, including a career-best of 38 yards. Hughes, who picked up his first career touchdown against Michigan State on Sept. 22, added his second rushing touchdown against Navy on Nov. 3.

**An Eye on Career Records**

**Receptions - Career (Tight End)**

1. Ken MacAfee ..... 128 (1974-77)
2. Anthony Fasano ..... 92 (2003-05)
3. **John Carlson** ..... **90 (active)**
4. \*Tony Hunter..... 70 (1979-82)
5. Derek Brown..... 62 (1988-91)  
Dean Masztak..... 62 (1978-81)
7. Mark Bavaro..... 55 (1981-84)

**Receiving Yards - Career (Tight End)**

1. Ken MacAfee ..... 1,759 (1974-77)
2. Anthony Fasano ..... 1,102 (2003-05)
3. **John Carlson** ..... **949 (active)**
4. Dean Masztak..... 924 (1978-81)
5. \*Tony Hunter..... 904 (1979-82)
6. Derek Brown..... 899 (1988-91)
7. Mark Bavaro..... 771 (1981-84)  
\*played TE only in 1981-82

**Fumble Return Yards - Career**

1. **Tom Zbikowski** .....**100 (active)**
2. Jerome Sapp .....93 (1999-02)
3. Steve Lawrence .....79 (1983-86)
4. Quentin Burrell .....65 (2001-04)
5. Bobby Taylor.....57 (1991-94 )

**Interception Return Yards - Career**

1. Dave Duerson .....256 (1979-82)
2. Steve Lawrence .....233 (1983-86)
3. Tom Schoen .....226 (1965-67)
4. Nick Rassas .....220 (1963-65)
5. Luther Bradley .....218 (1973-77)
6. Shane Walton .....181 (1999-02)
7. Pat Terrell .....180 (1986-89)
8. Ralph Stepaniak .....179 (1969-71)
9. Joe Restic .....176 (1975-78)
10. **Tom Zbikowski** .....**158 (active)**

**Punt Average - Career (min. 50)**

1. Craig Hentrich (118 for 5204) 1989-92 44.1
2. **Geoff Price (106 for 4621) - active.....43.6**

**Career Starts By Position**

—OFFENSE—										
WR	LT	LG	C	RG	RT	TE	WR	QB	FB	HB
Grimes (13) Tate (2)	Duncan (9)	Turkovich (9)	Sullivan (42)	Wenger (3) Carufel (3) Olsen (3)	Young (22)	Carlson (28) Yeatman (1)	West (7) Parris (3) Kamara (3)	Clausen (6) Sharpley (2) Jones (1)	Schwapp (8)	Aldridge (4) Thomas (4) Allen (3)
—DEFENSE—										
DE	NT/DT	DE	OLB	ILB	ILB	OLB	CB	SS	FS	CB
Stephenson (4) Brown (3) Hand (1)	Laws (25) Kuntz (8)	Laws (9)	Ryan (9) Thomas (5)	Crum (34)	Brockington (16) Smith, T. (2)	Thomas (6) Vernaglia (4) Neal (2)	Walls (10) McNeil (1)	Zbikowski (45) Herring (1)	Bruton (8) McCarthy (1)	Lambert (19) Wooden (19) Ferrine (2)

**Irish Single-Season Freshmen Quarterback Records**

**Attempts**

- 59, Brady Quinn at Purdue (9.27.03)
- 52, Brady Quinn vs. Florida State (11.1.03)
- 39, Brady Quinn at Boston College (10.25.03)
- 34, Brady Quinn vs. USC (10.18.03)
- 34, Brady Quinn at Syracuse (12.6.03)

**Completions**

- 29, Brady Quinn at Purdue (9.27.03)
- 23, Brady Quinn at Boston College (10.25.03)
- 20, Brady Quinn vs. Florida State (11.1.03)
- 18, Brady Quinn at Syracuse (12.6.03)
- 18, Jimmy Clausen at Purdue (9.29.07)

**Yards**

- 350, Brady Quinn at Boston College (10.25.03)
- 297, Brady Quinn at Purdue (9.27.03)
- 257, Steve Beuerlein at Penn State (11.12.83)
- 199, Brady Quinn at Syracuse (12.6.03)
- 183, Matt LoVecchio vs. Navy (10.14.00)

**Touchdowns**

- 3, Matt LoVecchio vs. Air Force (10.28.00)
- 2, Steve Beuerlein at South Carolina (10.8.83)
- 2, Matt LoVecchio vs. Navy (10.14.00)
- 2, Matt LoVecchio vs. Rutgers (11.18.00)
- 2, Matt LoVecchio vs. Stanford (10.7.00)
- 2, Matt LoVecchio at West Virginia (10.21.00)
- 2, Brady Quinn at Stanford (11.29.03)
- 2, Brady Quinn at Boston College (10.25.03)

**INTs**

- 4, Brady Quinn at Purdue (9.27.03)
- 3, Steve Beuerlein vs. Pittsburgh (11.5.83)
- 3, Brady Quinn vs. Florida State (11.1.03)
- 2, Blair Kiel at Georgia Tech (10.8.80)
- 2, Blair Kiel vs. Georgia (1.1.81)
- 2, Brady Quinn at Syracuse (12.6.03)
- 2, Brady Quinn at Boston College (10.25.03)
- 2, Jimmy Clausen vs. Boston College (10.20.07)

**Completion Percentage (min. 15 attempts)**

- .700, Steve Beuerlein (14-for-20)  
at Penn State (11.12.83)
- .692, Jimmy Clausen (18-for-26)  
at Purdue (9.29.07)
- .684, Matt LoVecchio (13-for-20)  
vs. Rutgers (11.18.00)
- .650, Matt LoVecchio (13-for-20)  
vs. Navy (10.14.00)
- .647, Jimmy Clausen (11-for-17)  
at Michigan (9.15.07)

**Longest Completion**

- 85, Brady Quinn at Purdue (9.27.03)
- 68, Matt LoVecchio vs. Air Force (10.28.00)
- 65, Brady Quinn at Stanford (11.29.03)
- 59, Steve Beuerlein at South Carolina (10.8.83)
- 58, Steve Beuerlein at Colorado (10.1.83)

Kamara is third on the Irish in receiving with 24 receptions for 232 yards -- good for 9.7 per catch. He became the first Notre Dame freshman since 1992 (Derrick Mayes, vs. Pittsburgh) to have multiple TD receptions in a game. The 21-yard touchdown grab also was his longest reception of the season. He had six grabs for 68 yards, including his first career touchdown earlier this season against Purdue.

Tate caught three passes for 104 yards and one touchdown at Purdue. He not only became the first freshman to catch a touchdown pass since Maurice Stovall (Nov. 23, 2002 against Rutgers), but also became the first Notre Dame freshman to surpass 100 yards receiving in a game since Derrick Mayes (100 yards on two catches) against Pittsburgh on Oct. 10, 1992. He has five receptions for 126 yards -- good for an astounding 25.2 yards per grab. Tate also ranks 73rd in the NCAA with a 23.42 yards per kick return.

Clausen has started six games this fall, becoming just the eighth freshman quarterback to start for Notre Dame since 1950. He has completed 81-of-141 (57.4%) for 618 yards and one touchdown.

Williams, Smith and Neal have been major additions to the Irish defense this fall. Neal has started three of the last five games at outside linebacker. He has registered 11 tackles (six solo), including a sack. Neal has added three pass break-ups, two quarterback hurries (stat only tracked in home games) and a 11-yard fumble return setting up an Irish field goal against UCLA. Smith has played in eight games and has registered 15 tackles (six solo), including 2.5 for loss and one sack. He has recorded a forced fumble and became the first freshman to return an interception for touchdown since 1976. Smith raced 25 yards to bring Notre Dame within six points, 20-13, against #4 Boston College. Williams leads all Irish first-year players with 30 total tackles (14 solo). He has a half tackle for loss. Williams recorded a career-best 11 tackles against Navy on Nov. 3.

Ragone has seen action in eight games, mostly on special teams, but he did pick up his first career reception (seven yards) against Navy. Romine played in two games before suffering an injury that has sidelined him the last six weeks.

Walker has handled the kicking duties the entire season. He is 5-of-9 on the season, including a career-best 48 yard kick at UCLA. Walker is the first left-footed kicker for Notre Dame since Harry Oliver in 1981.

**MORE ON THE YOUTH**

Notre Dame used a total of 61 players in the season opener against Georgia Tech. An incredible 31 of those players were either freshmen or sophomores, including five that started. Just over 50% of the players on the field were in their first or second year with the Irish. On the other hand, Georgia Tech started just one freshmen or sophomore and played only 19 first or second year players.

The 31 freshmen and sophomores playing in a season opener stands as the most in Irish history. The previous high for first and second year players in a Notre Dame season opener came during the 1983 and 1989 seasons (29).

**Opponent, Date Fr./So. Played**

<b>Georgia Tech, 2007</b> .....	<b>31</b>
Virginia, 1989 .....	29
Purdue, 1983 .....	29
Purdue, 1984 .....	23
Maryland, 2002 .....	23
Indiana, 1991 .....	22
Kansas, 1999 .....	22
Purdue, 1980 .....	21
Michigan, 1987 .....	21
Northwestern, 1992.....	21

**Notre Dame Coaching Staff Locations...**



**Charlie Weis**  
Sidelines



**John Latina**  
Sidelines



**Bill Lewis**  
Press Box



**Mike Haywood**  
Sidelines



**Corwin Brown**  
Sidelines



**Rob Ianello**  
Sidelines



**Jappy Oliver**  
Sidelines



**Bernie Parmalee**  
Sidelines



**Brian Polian**  
Sidelines



**Ron Powlus**  
Press Box



**Shane Waldron**  
Press Box



**Patrick Graham**  
Press Box

**NEWCOMERS THROWN INTO ACTION**

In the season opening loss against Georgia Tech, nine members of the 2007 signing class saw their first action. **Armando Allen** (Fr., HB), **Jimmy Clausen** (Fr., QB), **Robert Hughes** (Fr., HB), **Duval Kamara** (Fr., WR), **Kerry Neal** (Fr., LB), **Matt Romine** (Fr., OT), **Golden Tate** (Fr., KR), **Brandon Walker** (Fr., PK) and **Ian Williams** (Fr., NT) each played in their first season with the Irish. In addition to those nine players from the 2007 signing class making their Notre Dame debuts versus Georgia Tech, the following players saw action in an Irish uniform for the first time: **Thomas Bemenderfer** (Jr., OC), **Dan Wenger** (So., OG), **Demetrius Jones** (So., QB), **Leonard Gordan** (So., DS/DC), **Luke Schmidt** (So., FB), **Paddy Mullen** (So., DT) and **Kallen Wade** (So., DE). In all, 16 of the 61 players that played against Georgia Tech for Notre Dame were making their first ever appearance in an Irish uniform.

**MORE ON THE FRESHMEN**

Notre Dame used nine freshmen in its season opening loss to Georgia Tech. It was tied for the fourth most used in an opener since the freshman eligibility rule became enacted in 1972. The Irish used 11 freshmen in the 2006 opener against the Jackets. A total of 14 frosh played in the 36-13 win over Virginia in the 1989 Kickoff Classic and 12 saw action in the 52-6 blowout of Purdue in 1983.

Opponent, Date	Freshmen Played
Virginia, 1989 .....	14
Purdue, 1983 .....	12
Georgia Tech, 2006 .....	11
<b>Georgia Tech, 2007.....</b>	<b>9</b>
Michigan, 1987 .....	9
Michigan, 1986 .....	8
Michigan, 1998 .....	8

**STARTING SOMETHING**

Five offensive players and four players on the defensive side of the ball picked up their first career starts in the loss against Georgia Tech. **George West** (X), **Paul Duncan** (LT), **Michael Turkovich** (LG), **Dan Wenger** (RG) and **Demetrius Jones** (QB) each started the game for the first time for the Irish offense, while **Pat Kuntz** (NT), **John Ryan** (OLB), **Anthony Vernaglia** (OLB) and **David Bruton** (FS) hit the field the first play for the Notre Dame defense.

**SCHEDULE NOTES**

- Notre Dame has faced eight teams that went to bowl games last year: Georgia Tech (Gator), Penn State (Capital One), Michigan (Rose), Purdue (Champs), UCLA (Emerald), Boston College (Meineke Car Care), USC (Rose) and Navy (Meineke Car Care).
- Notre Dame's schedule is ranked as the second most difficult in the country by Sagarin. Washington is the only school rated with a tougher schedule.
- Notre Dame is the only school in the country to face a school from a BCS conference over the first eight weeks of 2007. The next longest streak to open this season is four (Florida Atlantic). The Irish also play a total of 10 BCS affiliated schools (which is tied for second most in the NCAA).
- The Irish take on Duke for the first time since 1966. Notre Dame leads the brief all-time series, 2-1. The Irish blanked the Blue Devils, 64-0, in the last meeting.
- Notre Dame travelled to the Rose Bowl for the first time since Knute Rockne brought his eventual national champion 1924 squad to Pasadena to face Stanford in the Rose Bowl. The '24 team featured the Shock Troops, Seven Mules and the famous Four Horsemen.
- Notre Dame is one of 12 I-A teams (only two other BCS schools) to play six straight weekends to open the season and have four of the six games on the road. The others are Akron, Buffalo, Florida International, Eastern Michigan, Duke, Kent State, Miami (Ohio), San Jose State, Troy, Utah State and West Virginia.

**Return To Sender  
(since 1999)**

The return game has been a source of strength for Notre Dame in recent years. The Irish have logged 41 returns (punts, kickoffs, fumbles, interceptions) for touchdowns during the past nine seasons (1999-07), a figure that ranks sixth in the country during that stretch. Here's a look at the national leaders in TD returns since 1999 (research courtesy of Colorado):

School	1999	2000	2001	2002	2003	2004	2005	2006	2007	Bowls	Total
1. Virginia Tech	8	6	7	7	10	6	6	5	6	2	63
2. Kansas State	9	5	2	12	6	4	5	8	6	0	58
3. Miami, Fla.	3	13	11	5	9	8	3	1	1	3	57
4. Texas	2	6	6	6	9	2	7	8	3	3	56
5. Oklahoma	4	7	6	8	9	3	3	4	5	2	51
6. Fresno State	5	5	3	5	4	6	6	4	2	2	42
<b>7. Notre Dame</b>	<b>4</b>	<b>6</b>	<b>4</b>	<b>9</b>	<b>3</b>	<b>3</b>	<b>5</b>	<b>4</b>	<b>3</b>	<b>0</b>	<b>41</b>
t-8. USC	9	4	8	1	8	3	5	2	0	0	40
t-8. NC State	3	2	4	9	10	5	2	4	2	1	40
t-8. Colorado	5	4	7	7	1	6	3	1	2	4	40

**Starter Sheet**

Offense	2007	Streak	Career
Sullivan (C)	9	22	42
Carlson (TE)	9	10	28
Young (RT)	9	22	22
Grimes (WR)	5	-	13
Schwapp (FB)	6	1	9
Duncan (LT)	9	9	9
Turkovich (LG)	9	9	9
West (WR)	7	1	7
Clausen (QB)	6	-	6
Aldridge (HB)	4	-	4
Thomas (TB)	2	-	4
Wenger (RG)	3	-	3
Carufel (RG)	3	-	3
Allen (HB)	3	1	3
Parris (WR)	3	1	3
Olsen (RG)	3	3	3
Tate (WR)	2	-	2
Sharpley (QB)	2	2	2
Yeatman (TE)	1	-	1
Jones (QB)	1	-	1

Defense	2007	Streak	Career
Zbikowski (SS)	9	16	45
Crum (ILB)	9	34	34
Laws (DE/DT)	9	34	34
Wooden (CB)	4	-	19
Lambert (CB)	9	19	19
Brockington (ILB)	7	3	16
Thomas, T. (LB)	-	-	10
Walls (CB)	9	11	11
Bruton (FS)	8	-	8
Kuntz (NT)	9	9	9
Ryan (OLB)	9	9	9
Vernaglia (OLB)	4	1	4
Stephenson (DE)	4	1	4
Neal (OLB)	3	-	3
Brown (DE)	2	-	3
Smith, T. (ILB)	2	-	2
Ferrine (CB)	-	-	2
Herring (SS)	-	-	1
Hand (DE)	1	-	1
McNeil (DB)	1	-	1
McCarthy (FS)	1	1	1

**Longest Active Streaks**

Crum (LB)	34
Laws (LT)	34
Sullivan (C)	22
Young (RT)	22
Lambert (CB)	19
Zbikowski (SS)	16
Walls (CB)	11

**Most Career Starts (Active)**

Zbikowski (SS)	45
Sullivan (C)	42
Crum (LB)	34
Laws (LT)	34
Carlson (TE)	28
Young (RT)	22
Wooden (CB)	19
Lambert (CB)	19
Brockington (ILB)	16
Thomas, T. (LB/HB)	14
Grimes (WR)	13
Walls (CB)	11

<b>Milestone Games In 2007</b>	
<b>100-Yard Rushing Games</b>	
*James Aldridge vs. Navy	125
James Aldridge vs. MSU	104
<b>100-Yard Receiving Games</b>	
*Golden Tate at Purdue	104
<b>200-Yard Passing Games</b>	
*Evan Sharpley	319 (at Purdue)
<b>Multiple Touchdown Performances</b>	
*Travis Thomas vs. Navy	3 (rushing)
*Duval Kamara vs. Navy	2 (receiving)
*Evan Sharpley vs. Navy	2 (passing)
*Evan Sharpley at Purdue	2 (passing)
<b>Ten-Tackles (or more) Games</b>	
*16, Joe Brockington (Navy)	
*16, Maurice Crum, Jr. (Michigan State)	
*15, Trevor Laws (Navy)	
*15, David Bruton (Michigan State)	
13, Joe Brockington (Boston College)	
13, Maurice Crum, Jr. (Navy)	
11, Trevor Laws (Boston College)	
*11, Ian Williams (Navy)	
10, Tom Zbikowski (Navy)	
10, Tom Zbikowski (USC)	
10, Trevor Laws (at Penn State)	
10, Joe Brockington (at Penn State)	
* - individual career highs	

- ❑ Four of Notre Dame's opponents to this point rank in the top-20 in total defense and five rank in the top-25 of scoring defense.
- ❑ Five of Notre Dame's opponents to this point rank in the top-20 in rush defense and eight opponents rank in the top-52 in rush defense.

**2007 NOTRE DAME OPPONENT UPDATE**

Below is a look at Notre Dame opponents' results from last week. Since 1977, when the NCAA started rating strength of schedule, Notre Dame's schedule has been rated the most difficult five times in the last 30 years (1978, 1985, 1987, 1989 and 1995).

❑ Notre Dame's past opposition currently ranks as the sixth-most difficult in all of college football according to the NCAA.

<b>Opponent</b>	<b>'07 Record</b>	<b>Nov. 3</b>
Georgia Tech	5-4	L, 3-27 (#11 Virginia Tech)
Penn State	7-3	W, 26-19 (Purdue)
Michigan	8-2	W, 28-24 (at Michigan State)
Michigan State	5-5	L, 24-28 (#12 Michigan)
Purdue	7-3	L, 19-26 (at Penn State)
UCLA	5-4	L, 27-34 (at Arizona)
Boston College	8-1	L, 17-27 (Florida State)
USC	7-2	W, 24-3 (Oregon State)
Navy	5-4	W, 46-44 (3ot) (at Notre Dame)
Air Force	7-3	W, 30-10 (Army)
Duke	1-8	L, 10-47 (#25 Clemson)
Stanford	3-6	L, 9-27 (Washington)

*Notre Dame 2007 Opponents' Combined Record: 68-45 (.602)*

**ONLY THE BIG BOYS**

Notre Dame is one of just five NCAA Division I-A programs that has never faced a non-Division I-A opponent since the current division setup was established in 1978 (the division's names have undergone a change this year, but the setup is still the same). The four remaining schools that have yet to play a non-Division I-A opponent since the advent of the current format are Michigan State, USC, UCLA and Washington. The list stood at seven entering this season, but Michigan and Ohio State each opened its respective seasons with Appalachian State and Youngstown State on Sept. 1.

**IRISH ADD HERALDED SIGNING CLASS**

This preseason, Notre Dame has welcomed another outstanding recruiting class under third-year head coach Charlie Weis. The Irish signing class has been ranked as high as fifth (tied) in college football. Below charts where the media experts tabbed Notre Dame's 2007 incoming class:

CBS SportsLine.com.....	t-5th
SuperPrep.....	11th
ESPN.com .....	8th
Scout.com .....	11th
CollegeFootballNews.com .....	11th
Rivals.com .....	8th

**IRISH STRONG IN NOVEMBER**

Notre Dame enters the Air Force game having won seven of its last nine games in the month of November (all under current head coach Charlie Weis). Since the 1988 season, Notre Dame is 46-21-1 (.684) in November and was 22-11-1 (.662) in November in the 1990s.

**DEFENSIVE NOTES**

- ❑ The Irish return 18 letterwinners and five starters on defense. Heading the list of returnees is two-time All-America strong safety **Tom Zbikowski**.
- ❑ With the addition of new defensive coordinator Corwin Brown, Notre Dame switched from its previous 4-3 base defense to a 3-4. The change was due in large part to head coach Charlie Weis' familiarity with the scheme from his time in the NFL.
- ❑ Fifth-year senior LB **Joe Brockington** broke onto the scene in 2006 starting the final nine games. Brockington finished the season with 59 tackles, good for fifth on the team. He recorded a then career-best 15 stops at Air Force.
- ❑ Notre Dame is replacing three of its four starters on the defensive line with the graduation of tackle Derek Landri and ends Victor Abiamiri and Chris Frome. Fifth-year senior **Trevor Laws** is the lone returning starter. Laws registered 62 tackles, 40 solo, and 11 for loss, including four sacks.
- ❑ While Penn State scored 31 points and totaled 164 yards on the ground, the stats are a little misleading. The Irish limited the Nittany Lion ground game to just 57 yards through the opening three quarters. Notre Dame's first team defense held Penn State to 126 yards on 42 carries --- just 3.0 yards per rush.
- ❑ The Irish first team defense also denied the Nittany Lions a single rush beyond 12 yards.
- ❑ Penn State starting running back Austin Scott finished the night with 116 yards, but 53 came on just nine carries in the fourth quarter against a tied Irish defense.

□ Notre Dame's secondary held Penn State and senior quarterback Anthony Morelli to just 131 yards on 12-of-22 passing (51 yards came on one reception). The Irish limited senior Derrick Williams to just two receptions for 14 yards. Penn State managed just five catches for 10 yards or longer and only one reception topped 16 yards.

□ Notre Dame ranks seventh in the nation in passing defense and is tied for 13th in fourth-down defense.

□ Navy entered the game against the Irish leading the country in rushing at 342.88 yards per game. Notre Dame limited the attack to 257 yards or 85 yards less than their per game average. The Midshipmen also averaged 5.5 yards per carry, but managed just 3.9 yards per rush against Notre Dame. Navy rolled up 328 yards on the ground earlier this season against Wake Forest (which ranks 27th in country in rushing defense), but entered the game with the Middies yielding just under 97 yards a game on the ground.

**TREVOR LAYING DOWN THE LAWS (ALL-AMERICAN FLYER ON PAGE 64)**

□ Senior DE **Trevor Laws** has been quite active in his new role as DE in the Notre Dame 3-4 defense. Laws, who finished fifth on the Irish in tackles last year, leads the Irish with 81 tackles this season. He also leads Notre Dame with 6.0 tackles for loss. He has even chipped in with a pair of blocked field goals (five for his career), two sacks, four pass-breakups, four quarterback hurries (only Irish home games) and two fumble recoveries.

□ Has started 34 consecutive games for Notre Dame and has played both defensive end and defensive tackle in the varying fronts presented by the Notre Dame defense.

□ In 46 career contests at Notre Dame, has tallied 194 career tackles including 20.5 tackles for loss and eight sacks to go with two forced fumbles, four fumble recoveries, nine passes defended, five blocked kicks and one interception.

□ Laws was recently named a midseason second team All-American by Phil Steele.

□ Laws currently ranks tied for 58th in the NCAA in tackles at 9.00 tackles per game (total of 81). He leads the nation in tackles among defensive lineman. In fact, he is the only defensive tackle that ranks among the top 100. The 81 tackles already ranks in the top 20 all-time in single season tackle history by Irish defensive lineman.

□ Laws is on pace for 108 tackles which would be the second most ever by an Irish defensive lineman in school history

□ He would be the first Irish defensive lineman to eclipse 100 tackles in a season since Melvin Dansby in 1997 and just the fourth in school history.

**Most Tackles by a Front Four Lineman (since 1956)**

1.	113, Steve Niehaus	1975
2.	104, Ross Browner	1977
3.	103, Melvin Dansby	1997
4.	94, Mike Calhoun	1978
5.	92, Chris Zorich	1989
6.	87, Eric Dorsey	1985
7.	<b>81, Trevor Laws</b>	<b>2007</b>
8.	75, Jeff Weston	1978
9.	74, Jeff Alm	1989
10.	73, John Hankerd	1979
	73, Justin Tuck	2003
	<b>108, Trevor Laws</b>	<b>2007 (projected)</b>

□ Laws set a new career-high with his 15 tackles against Navy on Nov. 3. His previous high of 11 tackles came earlier this season against Boston College.

□ Laws' 15 tackles are the most by an Irish defensive tackle since Dansby had 18 against Navy on Nov. 1, 1997.

□ Laws registered nine tackles, including three solo, in the 38-0 loss to No. 13 USC. He added 0.5 tackles for loss and a quarterback hurry.

□ Laws registered a then career-best 11 tackles, including four solo, in the 27-14 loss to No. 4 Boston College. He has recorded 10 or more tackles on three occasions over his career, including twice in 2007.

□ Laws recorded six tackles, a sack (his seventh career sack) and two pass break-ups in the 20-6 victory at UCLA on Oct. 6. The sack was the second of his season. Laws now has 13.5 tackles for loss.

□ Laws continued to fight through double and sometimes triple teams at Purdue. He finished the game with six tackles, including a career-high 3.0 for loss, and one sack.

□ Laws put together his fourth consecutive tremendous effort in the loss against Michigan State. He totaled nine tackles, a fumble recovery, a pass break-up and two quarterback hurries.

□ Laws' effort against the Wolverines is even more impressive when you consider he moved to right defensive end and lined up against Michigan All-American left tackle Jake Long. Laws not only had seven tackles, but he added 1.5 for loss.

□ Laws totaled nine stops in the season opener against Georgia Tech, followed with a then career-high 10 stops at Penn State, seven more tackles against Michigan and six stops (three for loss) at Purdue. He also added a quarterback hurry and blocked field goal against the Yellow Jackets. The field goal block was the fourth of his Irish career.

**College Graduates**

The 2007 Notre Dame roster features nine players who have already earned their undergraduate degree from the University. Fifth-year seniors Joe Brockington, John Carlson, Trevor Laws, Geoff Price, Dwight Stephenson, Jr., John Sullivan, Travis Thomas, Ambrose Wooden and Tom Zbikowski all graduated from Notre Dame in May of 2007.

The fifth-year senior group also proved to be diligent workers in the classroom - especially in their final undergraduate semester at the University. The football team posted a 3.04 GPA for the spring semester in 2007, exceeding the 3.0 mark for the fourth consecutive semester.

Here is a list of the graduates on the 2007 Notre Dame football team.

□ **ILB Joe Brockington:** degrees in American studies and computer applications from the College of Arts and Letters.

□ **TE John Carlson:** degree in history from the College of Arts and Letters (3.97 GPA during spring '07 semester to earn Dean's List status, 3.633 overall GPA).

□ **DE Trevor Laws:** degree in marketing and sociology from the Mendoza College of Business (3.583 GPA during spring '07 semester, 3.22 overall GPA).

□ **P Geoff Price:** degree in finance from the Mendoza College of Business (3.444 GPA during fall '06 semester, 3.111 overall GPA).

□ **DE Dwight Stephenson, Jr.:** degree in management from the Mendoza College of Business (3.152 GPA during spring '06 semester, 3.161 during fall '06 semester).

□ **OC John Sullivan:** degrees in marketing from the Mendoza College of Business (3.500 GPA during spring '07 semester).

□ **HB Travis Thomas:** degree in management from the Mendoza College of Business (3.611 GPA in spring '07 semester).

□ **DB Ambrose Wooden:** degree in finance from the Mendoza College of Business (3.433 GPA in fall '06 semester, 3.834 GPA in spring '07 semester).

□ **DS Tom Zbikowski:** degree in sociology and computer applications from the College of Arts and Letters (3.000 GPA in spring '06 semester).

Notre Dame's nine college graduates is tied for third-best in the nation. The full list (minimum of eight).

- 17 - Boston College
- 11 - Washington
- 9 - Auburn, **Notre Dame**
- 8 - Arizona State, Pittsburgh

**ZIBBY ALL-TIME LEADER IN TACKLES BY A DB (ALL-AMERICAN FLYER ON PAGE 65)**

After picking up six tackles against Penn State, two-time All-American strong safety **Tom Zbikowski** became the Notre Dame career leader for tackles by a defensive back. With 280 career stops, Zbikowski ranks ahead of Jim Browner (228, 1976-78) for the top spot. He ranks 12th all-time in Notre Dame tackles history regardless of position. Zbikowski recently passed Ned Bolcar (1986-89), Wes Pritchett (1985-88), Drew Mahalic (1972-74), Jeff Weston (1974-78), Greg Mary (1969-72) and Mike Calhoun (1975-78).

**Career Tackles**

1. Bob Crable	521 (1978-81)
2. Bob Golic	479 (1975-78)
3. Steve Heimkreiter	398 (1975-78)
4. Bob Olson	369 (1967-69)
5. Tony Furjanic	361 (1982-85)
6. Mike Kovaleski	353 (1983-86)
7. Ross Browner	340 (1973, 1975-77)
8. Brandon Hoyte	297 (2002-05)
9. Greg Collins	295 (1972-74)
10. Courtney Watson	294 (2000-03)
11. Steve Niehaus	290 (1972-75)
12. <b>Tom Zbikowski</b>	<b>280 (2004-07)</b>
13. Ned Bolcar	270 (1986-89)
14. Jeff Weston	267 (1974-78)
15. Greg Mary	263 (1969-72)
Mike Calhoun	263 (1975-78)

**Inside Notre Dame Football Affiliates**

Binghamton LP	WISF TV 15 & CABLE 27
Binghamton LP	WBPN TV 8
Chicago (IL/IN/IA/WI)	Comcast SportsNet Chicago
Chicago LP	W54BK TV 54
Chicago LP	W18AT TV 18
Chicago LP	W24AW TV 24
Chicago/MI/IN	Comcast Notre Dame ON DEMAND
Cleveland & all Ohio	SportsTime Ohio
Cleveland	WAX & CABLE
Cleveland LP	WIVM TV & CABLE 52
Columbus LP	WIVN TV 29 & Cable 99
CSTV-National	National Cable and Satellite
DC/DE/MD/NC/PA/VA/WV	Mid-Atlantic Sports Network
Detroit	Comcast SportsNet Michigan
Direct TV WHT-National	DIRECT TV 321
Evansville-Jasper	WJTS TV 27
Florida	Sun Sports Network
Fresno	KNXT-TV
Grand Rapids LP	WMKG TV & CABLE 40
Harrisburg	WGCB TV 49/Cable 12
Huntsville LP	WYAM TV 56 & CABLE 21
IL/IN/MO/NE/KA/IA	Fox Sports Midwest
Lexington	WVTNLP/Cable 48
Louisville	WYCS TV & CABLE 24
MA/ME/NH/RI/VT/CT	New England Sports Network
NY/NJ/CN/PA	SportsNet New York
Oklahoma City	OKC Cox 7
Omaha/Council Bluffs	Cox Cable Sports
Providence (RI&Conn)	Cox Cable Sports
Raleigh LP	WARZ TV & CABLE 35
Roanoke LP	WYAT TV & CABLE 40
Roanoke	WDRL TV 24
Rochester	WRBW TV46/Time Warner SportsNet
Shreveport	KSHV TV 45
South Bend	WNDU-TV
Tulsa	Cox 3
Tyler LP	KLPN TV 58 & Cable &
Tyler LP	KTPN TV
Wichita	KGPT TV
Worldwide	und.com
Youngstown	TJC Cable 99

**ZIBBY HAS A KNACK FOR THE FOOTBALL**

Senior All-American SS **Tom Zbikowski** is fourth on the Irish with 61 tackles, including 33 solo stops. He has added a sack, interception, pass break-up, fumble recovery and three forced fumbles. Zbikowski is also averaging 11.4 yards per punt return (14 for 160). With three career punt return for touchdowns, he currently shares the school record with four other players (Allen Rossum, 1994-96; Ricky Watters, 1987-90; Tim Brown, 1984-87; Nick Rassas, 1963-65).

Zbikowski ranks tied for 10th in the NCAA with the three forced fumbles.

Zbikowski registered 10 tackles against Navy on Nov. 3 (marking the second straight game with double-digit tackles). He also picked up his first fumble recovery of the season. Zbikowski has now been involved in a total of 17 turnovers (seven forced fumbles, seven interceptions, three fumble recoveries) during his brilliant four-year career.

Zbikowski recorded a season-high tying 10 tackles, including five solo, in the 38-0 loss against #13 USC.

Zbikowski picked up six tackles and a pass break-up against No. 4 Boston College. He also added three punt returns for 34 yards, including an 18-yard return.

Zbikowski recorded his second career sack and forced his third fumble of the season on the same play setting up the Irish field goal late in the first quarter in the 20-6 win at UCLA on Oct. 6. Zbikowski finished the game against the Bruins with five tackles. The sack was his first since Nov. 5, 2005 against Tennessee.

Zbikowski was recently named a midseason second team All-American by Phil Steele.

Against Purdue, Zbikowski recorded his seventh career interception and first since Nov. 12, 2005 against Navy. He has caused three turnovers this season, including two forced fumbles against Penn State on Sept. 8. He recorded seven tackles on the afternoon.

Zbikowski forced the fifth and sixth fumbles of his career against Penn State on Sept. 8. He became the first Irish player to record two forced fumbles in the same game, since, well, himself against Michigan State in 2004. Zbikowski has six career interceptions (two returned for touchdowns) and two fumble recoveries (both returned for TDs).

**CRUMBLING THE COMPETITION**

Senior LB **Maurice Crum, Jr.**, totaled 100 tackles in 2006 to lead Notre Dame. Crum was the first Irish player to eclipse the 100 tackle mark since Courtney Watson had 117 in 2003.

Crum, Jr., who missed most of the game with No. 4 Boston College due to a toe injury, is third on the Notre Dame defense with 64 tackles. He has 4.5 tackles for loss, one sack, two interceptions, five pass break-ups, three forced fumbles, two fumble recoveries, including a 34-yard fumble return for touchdown against UCLA.

Crum, Jr. was recently named a midseason third team All-American by Phil Steele.

Crum, Jr. ranks tied for 10th in the NCAA with the three forced fumbles.

Crum, Jr. totaled 13 tackles (seven solo), one tackle for loss, one forced fumble and one pass break-up in the loss to Navy on Nov. 3. He has eclipsed 10 or more tackles in a game twice this season and four times over his career.

Crum, Jr. went over 200 tackles for his career in the victory over UCLA on Oct. 6. However, it was almost forgotten considering the rest of his evening.

Crum, Jr. recorded a forced fumble and fumble recovery on the same play midway through the third quarter. For Crum, it was his first forced fumble and fumble recovery of the season (first career fumble recovery and third forced fumble of career).

Crum, Jr. added another forced fumble and promptly scooped up the ball and raced 34-yards for a touchdown. The TD was Crum's first career score and was the first fumble return for touchdown since Tom Zbikowski against Penn State on Sept. 9, 2006.

Crum, Jr. added his second career interception (first of the season) in the fourth quarter. Crum was the first Irish player to force three turnovers (two fumbles, one interception) in a single-game since Shane Walton had three (all interceptions) against Maryland on Aug. 31, 2002.

Crum, Jr. would add another INT late in the fourth quarter. He is the first Irish player ever to record four turnovers in a single game. Crum also recorded a team-high tying seven tackles.

Crum, Jr., was all over the field in the loss to Michigan State on Sept.



22. The senior linebacker registered a career-best 16 tackles, including six solo stops. His previous career-high for tackles in a game was 14 against Penn State in 2006.

□ Crum, Jr., as well as senior DT Trevor Laws and junior FS David Bruton, led the Irish with nine tackles against Georgia Tech. For Crum, it was the fifth time in his career he led Notre Dame in tackles. He led the Irish in tackles four times in 2006 (Penn State, 14; UCLA, 8; UNC, 9; USC, 9). Crum, Jr., added a tackle for loss versus the Jackets.

**WHO SAYS KUNTZ IS UNDERSIZED AT NOSE TACKLE?**

□ Junior NT **Pat Kuntz** entered the 2007 season without a single start and just 11 tackles in 21 career games. Kuntz has excelled in Notre Dame's new 3-4 defensive scheme. He has registered 38 tackles, almost four times his entire total from the previous two seasons, over the first eight games (despite missing most of the Navy game with injury). Kuntz picked up a career-high eight stops and a half-tackle for loss against Penn State on Sept. 8.

□ Kuntz, who many have said is undersized, has managed to knock down nine passes from the line of scrimmage. He has already surpassed Chinedum Ndukwe's team-high from the entire 2006 season. Kuntz batted down two passes against both Georgia Tech (Sept. 1), UCLA (Oct. 6) and USC (Oct. 20).

□ Kuntz could still either tie or exceed the school record for pass break-ups in a single-season. Of those players that have broken up 10 or more passes in a single season, he would be just the second non-defensive back on the list (David Martin, 1966).

**Passes Broken Up — Season**

1.	Clarence Ellis	13 (1969)
2.	Dave Waymer	12 (1978)
3.	Tom Schoen	11 (1967)
	Luther Bradley	11 (1973)
	Clarence Ellis	11 (1970)
6.	Tim Rudnick	10 (1973)
	Dennis Phillips	10 (1963)
	Tony Carey	10 (1964)
	Tom Longo	10 (1964)
	*David Martin	10 (1966)
	Thomas O'Leary	10 (1966)
	Ralph Stepaniak	10 (1969)
	<b>Pat Kuntz</b>	<b>12 (projected)</b>

\* indicates non-defensive backs

□ Kuntz is tied for t-22nd in the nation in passes broken up and is tied for 55th in the nation in passes defended.

□ Kuntz ranks 1st in the nation among defensive linemen in passes broken up and tied for 1st passes defended.

Name, School	PBU	INT	PD
Pat Kuntz, Notre Dame	9	0	9
Phillip Hunt, Houston	8	1	9
Tyler Jackson, LSU	8	0	8

**BROCKINGTON MANNING THE MIDDLE FOR THE IRISH**

□ Senior ILB **Joe Brockington**, a native of Palmyra, Pa., is second on the Irish defense with 79 tackles, including a team-high 40 solo stops. He has 5.5 tackles for loss (second best on the team) and one fumble recovery. Brockington made a career-best 16 stops against Navy on Nov. 3 and has eclipsed the double-digit tackle barrier three times already in 2007.

□ Brockington's 16 tackles topped his previous career-high of 15 stops set last season against Air Force.

□ Brockington ranks tied for 64th in the country in tackles averaging 8.78 per game.

□ Brockington has gone over 10 or more tackles in two (Navy, 16, and Boston College, 12) of Notre Dame's last three games.

□ Brockington totaled six tackles, one for loss and one quarterback hurry against USC on Oct. 20.

□ Brockington recorded a then season-best 13 tackles, 10 solo stops, against No. 4 Boston College. He added a half tackle for loss.

□ Brockington finished with a game-high tying 10 tackles, including six solo stops, at Penn State on Sept. 8. He added 1.5 tackles for loss and a fumble recovery.

**SOMETHING BRUTON IN THE NOTRE DAME SECONDARY**

□ Junior FS **David Bruton** is fifth on Notre Dame with 57 tackles, including 37 solo stops (despite missing much of the game against Navy on Nov. 3). Bruton has 3.5 tackles for loss, a sack and two interceptions. He has also chipped in with a pass break-up, a forced fumble and blocked punt.

□ Bruton recorded five tackles, a forced fumble, a pass break-up and a blocked punt in the 38-0 loss to USC.

□ Bruton recorded his second career interception in the 20-6 victory at UCLA on Oct. 6. Bruton returned it 17 yards to set up the eventual game-winning touchdown (Irish took a 13-6 lead they never relinquished).

□ Bruton picked up first first career interception in the loss to Michigan State on Sept. 22. Bruton also added a career-best 15 tackles, including seven solo.

□ Bruton made quite an impression in his first career start for the Irish in the season opener against Georgia Tech. He finished with a game-high tying nine tackles, two for loss, and a sack. Bruton also managed to pick up a special teams tackle on senior Geoff Price's 55-yard long punt -- denying the Georgia Tech returner to gain a single yard. He once again led Notre Dame in tackles against Michigan. Bruton recorded nine stops and one for loss.

**IRISH MAKE LIFE OF OPPOSING QUARTERBACK DIFFICULT**

Boston College quarterback Matt Ryan (32-of-49 for 291 yards) became the first opposing quarterback to complete 60% of his passes (minimum of 10 attempts) against the Irish this season. He was also the first signal caller to surpass 255 yards in the air. Excluding Ryan, the Irish passing defense has limited their opposing quarterbacks to a combined completion percentage of 51.5% (106-of-206).

Name, School	Comp-Att.	Comp. %	INT
Taylor Bennett, Georgia Tech	11-of-23	.478	0
Anthony Morelli, Penn State	12-of-22	.545	1
Ryan Mallett, Michigan	7-of-15	.467	0
Brian Hoyer, Michigan State	11-of-24	.458	1
Curtis Painter, Purdue	22-of-37	.594	2
Ben Olsen, UCLA	4-of-10	.400	0
McLeod Bethel-Thompson, UCLA	12-of-28	.429	4
Mark Sanchez, USC	21-of-38	.553	0

**IRISH SECONDARY ONE OF THE MOST IMPROVED IN THE COUNTRY**

With the return of experienced defensive backs, including senior SS **Tom Zbikowski**, senior DB **Terrail Lambert**, senior DB **Ambrose Wooden**, sophomore DB **Darrin Walls** and the emergence of junior FS **David**

Notre Dame Football Replays	
Bangor LP	WBGR TV 33 & Cable 9
Binghamton LP	WBPN TV
Binghamton LP	WISF TV 15 & CABLE 27
Chicago LP	W2AAW TV 24
Chicago LP	W18AT TV 18
Chicago LP	W54BK TV 54
Columbus LP	WIVN TV 29 & CABLE 99
Comcast SportsNet	Chicago
Cleveland and Ohio	SportsTime Ohio
Cleveland LP	WIVM TV & CABLE 52
Direct TV	DIRECT TV 321
Evansville-Jasper	WJTS TV 27
Grand Rapids LP	WMKG TV & CABLE 40
Huntsville LP	WYAM TV 56 & CABLE 21
Indiana/Michigan	Comcast Local
Lexington	WVTNLP TV & CABLE 48
Louisville	WYCS TV & CABLE 24
Providence (RI & Conn)	Cox Sports
Nashville Dropin	WKAG TV 43
NC/PA/DC/MD/DEL/VA/WVA	Mid-Atlantic Sports Network
Raleigh LP	WARZ TV & CABLE 35
Roanoke LP	WYAT TV & CABLE 40
Roanoke	WDRL TV 24
Rochester	WRWB TV 16
South Bend	WCWW
Wichita-Hutchinson	KGPT-TV 49
Youngstown	TJC Cable 99

**Irish In  
The NFL**

<b>Arizona Cardinals</b> Bertrand Berry, DE Mike Gandy, OT	<b>Pittsburgh Steelers</b> Sean Mahan, OC Allen Rossum, DB
<b>Baltimore Ravens</b> Gerome Sapp, DB	<b>San Francisco 49ers</b> Arnaz Battle, WR Bryant Young, DE
<b>Carolina Panthers</b> Deke Cooper, DB Marcus Freeman, TE	<b>Tampa Bay Buccaneers</b> Luke Petitgout, OT Maurice Stovall, WR
<b>Chicago Bears</b> Mark LeVoi, OT	<b>Tennessee Titans</b> David Givens, WR Craig Hentrich, P
<b>Cincinnati Bengals</b> Nedu Ndukwe, FS Dan Santucci, OG	
<b>Cleveland Browns</b> Brady Quinn, QB	
<b>Dallas Cowboys</b> Anthony Fasano, TE Julius Jones, RB	
<b>Denver Broncos</b> Ryan Harris, OT	
<b>Green Bay Packers</b> Ryan Grant, RB Carlyle Holiday, WR	
<b>Houston Texans</b> Jordan Black, OT Glenn Earl, SS Darius Walker, RB Anthony Weaver, DE	
<b>Indianapolis Colts</b> Rocky Boiman, LB Travis Leitko, DE Hunter Smith, P	
<b>Jacksonville Jaguars</b> John Carney, PK Derek Landri, DT	
<b>Miami Dolphins</b> Mike Rosenthal, OG	
<b>New England Patriots</b> Corey Mays, LB Mike Richardson, DB	
<b>New Orleans Saints</b> Jeff Faine, OC John Owens, TE Renaldo Wynn, DE	
<b>New York Giants</b> Jerome Collins, TE Justin Tuck, DE	
<b>Philadelphia Eagles</b> Victor Abiamiri, DE	

**Bruton**, the Irish figured to have a vastly improved secondary in 2007. Well, the improvements are significant and looks as though Notre Dame could have one of its best units in years. The Irish are allowing over 35 fewer yards per game in the air this season and almost 105 fewer yards when compared to 2005. The 169.89 yards passing per game would rank as the best for a Notre Dame defense since 1996.

Year	Pass Efficiency Defense (rank)	Pass Defense (rank)
2007	118.50 (42nd)	169.89 ypg (7th)
2006	137.59 (90th)	203.38 (60th)
2005	126.40 (69th)	264.58 (103rd)

**IRISH SECONDARY BLANKET STAR WIDEOUTS**

Notre Dame has faced the likes of Greg Smith (3 rec., 31 yards; Georgia Tech), Demaryius Thomas (1 rec., 9 yards; Georgia Tech), Jordan Norwood (3 rec., 20 yards; Penn State), Adrian Arrington (2 rec., 15 yards; Michigan), Mario Manningham (2 rec., 35 yards; Michigan), Dorien Bryant (8 rec., 82 yards; Purdue), Brandon Breazell (5 rec., 69 yards; UCLA), Brandon Robinson (1 rec., 12 yards; Boston College) and Kevin Challenger (2 rec., 22 yards; Boston College). That group of nine receivers managed just 27 receptions for 295 yards (only 10.9 yards per catch). That same group of wideouts is averaging 13.9 yards per reception against everyone else. Here is a further breakdown of the Irish success against the top receiving options of their 2007 opponents.

	Vs. ND			Vs. Everyone Else		
	Rec.	Yds.	Avg.	Rec.	Yds/g.	Avg/rec.
Greg Smith (GT)	3	31	10.3	2.8	38.5	12.8
Demaryius Thomas (GT)	1	9	9.0	2.9	45.6	16.6
Jordan Norwood (PSU)	3	20	6.7	3.9	47.4	16.0
Adrian Arrington (UM)	2	15	7.5	5.2	66.7	12.2
Mario Manningham (UM)	2	35	17.5	6.3	101.6	16.0
Dorien Bryant (PU)	8	82	10.3	6.8	79.0	11.5
Brandon Breazell (UCLA)	5	69	13.8	3.9	63.4	18.0
Brandon Robinson (BC)	1	12	12.0	5.1	79.9	13.4
Kevin Challenger (BC)	2	22	11.0	4.0	49.0	11.6
<b>Totals</b>	<b>3.0</b>	<b>32.8</b>	<b>10.9</b>	<b>4.6</b>	<b>64.0</b>	<b>13.9</b>

**IRISH BAFFLE HIGH OCTANE UCLA OFFENSE**

UCLA came into the matchup with Notre Dame averaging 24.6 points per game, 424.6 total yards per game, 199.4 rushing yards per game (16th in the NCAA at the time) and 225.2 passing yards per game. The Irish held the Bruins well below their averages in each of those categories.

Stat	Avg. Entering Game	Vs. Notre Dame	Difference
Points	24.6	6	-18.6
Total Yards	424.6	282	-142.6
Rushing Yards	199.4	89	-110.4
Passing Yards	225.2	193	-32.2

The Irish forced three turnovers in the third quarter and then again in the fourth quarter. It was the most turnovers forced by the Irish in a single quarter since Notre Dame forced three against Michigan State on Sept. 23, 2006.

The Irish forced a total of seven UCLA turnovers. It was the most turnovers forced by a Notre Dame defense since Purdue had eight turnovers against the Irish on Sept. 30, 1989.

Notre Dame turned those seven turnovers into 17 points -- the most points off turnovers in a single game since Penn State on Sept. 8, 2006 (Notre Dame also had 17 points off turnovers).

Notre Dame held UCLA without an offensive touchdown. It marked the first game the Irish held their opponent without an offensive touchdown since a 38-3 win over Washington (Sept. 25, 2004).

The Irish blanked UCLA in the second half. Notre Dame had not held an opponent scoreless over an entire half since Navy on Oct. 28, 2006.

Notre Dame totaled a season-high five sacks. It was the most sacks for the Irish since Stanford on Oct. 7, 2006.

The Irish limited the Bruins to just 29 yards rushing on 15 carries in the second half.

**TALE OF TWO HALFS**

The Notre Dame defense struggled with the spread and versatility of the Purdue offense in the first half on Sept. 29. The Boilermakers scored 23 points, recorded 262 total yards, passed for 189 and rushed for 73 -- all before halftime. Purdue also registered 16 first downs over the first 30 minutes. The Irish, however, made the necessary adjustments in the second half and slowed down the Boilermaker attack. Purdue managed just 109 total yards (63 in the air and 46 on the ground) and 10 points after halftime. The Boilermakers averaged just 3.1 yards per play in the second half, way down from the 6.0 yards per play before intermission.

**WATCH OUT FOR WALLS**

Sophomore DB **Darrin Walls** not only registered his first career interception, but the Pittsburgh, Pa., native returned it 73 yards for a touchdown against Penn State. The interception return was the first for the Irish since senior DB Terrail Lambert turned the task against Michigan State in 2006.

The 73-yard INT return was the longest interception return since senior SS Tom Zbikowski returned a pick 83 yards against BYU on Oct. 22, 2005.

**MORE FROM THE IRISH DEFENSE AGAINST THE YELLOW JACKETS**

□ Of Georgia Tech's four scoring drives before intermission, three began in Irish territory (two after fumbles) and another opened at the Yellow Jacket 47-yard line. In fact, four scoring drives that resulted in 16 of their 33 points came off drives of 18, 36, 21 and 17 yards.

□ While Tashard Choice did gain 196 yards on 26 carries, the Irish actually bottled up the Georgia Tech star for most of the afternoon. Choice collected 106 of those 196 yards on just four carries. Take away those runs, Notre Dame limited Choice to 90 yards on 22 totes.

□ The Irish did not allow Georgia Tech a single third down conversion in the first half. The Yellow Jackets were 0-for-6 on third down and did not register a third down conversion until their seventh drive of the afternoon.

□ Notre Dame allowed just over 200 yards (203.4) per game passing in 2006. The Irish also allowed their opponents to complete just over 55% of its passes a year ago. Georgia Tech completed, though, on just 45% (11-for-24) of its throws for a mere 121 yards.

**OFFENSIVE NOTES**

□ Notre Dame returns 10 letterwinners on offense, including three starters. The returnees include Freshman All-American lineman **Sam Young** and second team All-America tight end **John Carlson** as well as Rimington and Outland Trophy candidate **John Sullivan**.

□ The Irish offensive line has two of five starters back from last year in sophomore **Sam Young** and senior **John Sullivan**. Among the departed were tackle Ryan Harris, who finished his career with 45 consecutive starts, and guard Dan Santucci, who closed his with 25 straight.

□ Senior TE **John Carlson**, a Mackey Award finalist in 2006 and Maxwell Award candidate in 2007, exploded onto the scene last season becoming Notre Dame's third-leading receiver in terms of yardage and worked his way into the Fighting Irish record books. The 6-6, 256-pound student-athlete from Litchfield, Minn., caught 47 passes for 634 yards and four touchdowns despite missing almost three entire games. Carlson recorded the second-most receiving yards in a single season ever by a Notre Dame tight end and ranked third for most receptions in a single season by a tight end. He ranked second in the NCAA Division I in receptions per game by a tight end and third for most receiving yards per game by a tight end in 2006.

□ Carlson was recently named a semifinalist for one of college football's most sought after and competitive awards. The Draddy Trophy recognizes an individual as the absolute best in the country for his combined academic success, football performance and exemplary community leadership.

Nominated by their schools, which are limited to one nominee, semifinalists must be a senior or graduate student in their final year of eligibility, have a GPA of at least 3.2 on a 4.0 scale, have outstanding football ability as a first team player, and have demonstrated strong leadership and citizenship. Established to honor former NFF Chairman Vincent dePaul Draddy, a Manhattan College quarterback who developed the Izod and Lacoste brands, the award comes with a 24-inch, 25-pound bronze trophy and a \$25,000 post-graduate scholarship.

Carlson, who was a ESPN The Magazine/CoSIDA Academic All-American in 2006, graduated last May from the College of Arts and Letters with a degree in history. He earned a 3.917 grade-point

The NFF Awards Committee will select and announce up to 15 finalists on Oct. 25. Each finalist will be recognized as part of the 2007 National Scholar-Athlete Class, receiving an \$18,000 post-graduate scholarship. The Draddy winner, who will receive a \$25,000 postgraduate scholarship, will be announced at the NFF's Annual Awards Dinner on December 4 at the prestigious Waldorf=Astoria in New York City. A total distribution of more than \$300,000 in scholarships will be awarded that evening.

**TOP IRISH RECEIVING SEASONS IN IRISH TIGHT END HISTORY**

	Gms.	Rec.	Yds	TD
Ken MacAfee (1977)	11	54	797	6
Anthony Fasano (2005)	12	47	576	2
<b>John Carlson (2006)</b>	<b>11</b>	<b>47</b>	<b>634</b>	<b>4</b>
Tony Hunter (1982)	11	42	507	0

**CAREER RECEPTIONS BY AN IRISH TIGHT END**

1. Ken MacAfee	128 (1974-77)
2. Anthony Fasano	92 (2003-05)
<b>3. John Carlson</b>	<b>90 (active)</b>
4. *Tony Hunter	70 (1979-82)
5. Derek Brown	62 (1988-91)
Dean Masztak	62 (1978-81)
7. Mark Bavaro	55 (1981-84)
*played TE only in 1981-82	

**CAREER RECEIVING YARDS BY AN IRISH TIGHT END**

1. Ken MacAfee	1759 (1974-77)
2. Anthony Fasano	1102 (2003-05)
<b>3. John Carlson</b>	<b>949 (active)</b>
4. Dean Masztak	924 (1978-81)
5. *Tony Hunter	904 (1979-82)
6. Derek Brown	899 (1988-91)
7. Mark Bavaro	771 (1981-84)
*played TE only in 1981-82	

**AR(MAN)DO TO BE RECKONED WITH**

Freshman HB **Armando Allen** has totaled 926 all-purpose yards over the first nine games this season. He led Notre Dame with six receptions against Penn State and returned three kicks for 67 yards (including a long of 25 yards). Allen registered 110 all-purpose yards in his first career game with Notre Dame versus Georgia Tech. Allen recorded 84 kick return yards on five tries and 25 yards rushing on three carries. He also added a reception for one yard.

□ Allen totaled 226 all-purpose yards against Navy on Nov. 3. The 226 all-purpose yards are tied for the 11th most in single-game Notre Dame history. It is also the most all-purpose yards by an Irish player since Darius Walker had 241 at Stanford on Nov. 11, 2005.

**MOST ALL-PURPOSE YARDS IN SINGLE-GAME HISTORY**

	Total	Rush	Rec.	PR	KR	Year (Opponent)
1. Willie Maher	361	107	-	80	174	1923 (Kalamazoo)
2. George Gipp	357	150	-	50	157	1920 (Army)
3. Jim Seymour	276	-	276	-	-	1966 (Purdue)
4. Vagas Ferguson	263	255	8	-	-	1978 (Georgia Tech)
5. Phil Carter	257	254	3	-	-	1980 (Michigan St.)
6. Julius Jones	255	262	-7	-	-	2003 (Pittsburgh)
7. Paul Castner	253	-	-	-	253	1922 (Kalamazoo)
8. Tim Brown	252	10	89	56	97	1986 (USC)
9. Darius Walker	241	186	55	-	-	2005 (Stanford)
10. Reggie Brooks	227	227	-	-	-	1992 (USC)
Jim Stone	227	211	16	-	-	1980 (Navy)
t-11. Armando Allen	226	91	20	-	115	2007 (Navy)

□ Allen put together his best career all-around game against Navy on Nov. 3. He rushed for a career best 91 yards on 16 carries, including a career-long carry of 15 yards. Allen hauled in three receptions for 20 yards. He also returned four kickoffs for 115 yards, including a career-best return of 39. Allen has four kickoff returns this season that have exceeded 30 yards.

□ Allen had his best rushing game of his career against USC on Oct. 20. He rushed for 58 yards on 11 carries -- good for 5.3 yards per rush. He also added three kickoff returns for 72 yards.

**CARLSON NAMED NATIONAL SCHOLAR-ATHLETE**

John Carlson was selected a 2007 National Scholar-Athlete by the National Football Foundation. A total of 15 recipients were named this year for their outstanding accomplishments in the classroom, on the field and in the community.

As a National Scholar-Athlete, Carlson receives an \$18,000 postgraduate scholarship and is one of 15 finalists for the Draddy Trophy, the award presented to the nation's top scholar-athlete and often referred to as "The Academic Heisman." Should he win the Draddy Trophy, the scholarship would grow to \$25,000.

Carlson is the 15th Notre Dame football player to receive the scholarship but the first since Tim Ruddy in 1993. Only Nebraska (20) and Ohio State (19) have had more players selected since the program began in 1959.

Since arriving on campus at the start of the 2003-04 school year,

Carlson has typified what a student-athlete should be. He graduated in four years with a degree in history and amassed a cumulative GPA of 3.633 during his undergraduate years. Carlson was a member of the Academic Honors program at Notre Dame and was named to the Dean's List in Fall 2004, Spring 2006 and Spring 2007.

He has been involved with the Tackle the Arts program, which is designed to educate and motivate children from low socioeconomic areas of South Bend, Ind., for four years. Carlson also speaks at Ryan's Place for families who have lost loved ones and is a four-year participant in the Hematology and Oncology Christmas Party for children with cancer.

Carlson's athletic success has been equally as impressive. He was named a 2006 first-team Academic All-American and was also tabbed a second-team All-American by SI.com. Carlson was one of three finalists for the Mackey Award last year, presented to the nation's top tight end, after recording the second-most receptions and receiving yards by a tight end in school history.

He currently ranks third all-time in receptions and third in receiving yards by an Irish tight end. This year, Carlson leads the Irish with 30 receptions to go with 228 receiving yards and one touchdown. He is enrolled in the graduate studies program at Notre Dame.

Carlson will be one of the honored guests at the National Football Foundation's Annual Awards Dinner on Tuesday, Dec. 4 in New York City. Also honored at the awards dinner will be 2007 College Football Hall of Fame inductee Chris Zorich and 2007 Distinguished American Award winner Rocky Bleier.

#### SHARP(LEY) OFF THE BENCH

□ Junior quarterback **Evan Sharpley**, who served as the Irish backup to departed All-American Brady Quinn last year, replaced an injured **Jimmy Clausen** against Purdue and promptly led the Irish on a pair of fourth quarter scoring drives. Sharpley was 11-of-18 over the two scoring drives for 139 yards. He went 5-of-7 for 69 yards capped off with a seven-yard strike to freshman **Duval Kamara** to make it 26-12. On the ensuing Notre Dame drive, Sharpley went 6-of-11 for 70 yards, including a 25-yard touchdown pass to freshman **Golden Tate** to make it 26-19. He was 16-of-26 for 208 yards and two touchdowns. Sharpley is the first quarterback, other than Quinn, to not only eclipse 200 yards passing in a game, but also to throw for two touchdowns since Carlyle Holliday did both against Rutgers on Nov. 23, 2002.

□ Sharpley entered the game in the third quarter against No. 4 Boston College and promptly led the Irish on a 79-yard scoring drive to bring Notre Dame within 20-7. Sharpley went 4-for-7 for 64 yards and a touchdown on the drive (his third career touchdown pass).

□ Notre Dame has 10 passing plays over 20 yards this season and Sharpley has seven of those completions.

□ Sharpley finished the afternoon 11-of-29 for 135 yards and one touchdown. He has guided the Irish to their three longest scoring drives of the season (79 and 81 yards at Purdue, 79 yards against Boston College).

#### NO TURNOVERS = VICTORY (USUALLY)

Notre Dame did not commit a turnover in its 20-6 victory at UCLA on Oct. 6. It was the first game this season that the Irish failed to commit a turnover. Notre Dame did not commit a turnover in six of its 13 games last season -- and to the surprise of nobody -- the Irish were 6-0 in those contests. Excluding the 2006 Fiesta Bowl against Ohio State and the 2004 regular season finale at USC, the Irish had not lost a game in which it failed to commit a turnover since 1985. That USC defeat snapped an amazing 41-game unbeaten streak (40-0-1) for the Irish when they didn't commit a turnover. Prior to the '04 game with the Trojans, the last time a Notre Dame team lost a game without committing a turnover was in a 34-30 loss at Penn State on Nov. 12, 1983. In all, Notre Dame is 48-2-1 since 1983 when not turning over the football.

#### BABY IRISH GROWIN' UP

Notre Dame's offense broke through against Purdue on Sept. 29. The Irish set season-highs in points (19, since topped), touchdowns (3), passing yards (377), total yards (426), total yards per play (5.5), passing yards per completion (11.1) and passing yards per attempt (7.2). Notre Dame had nine different receivers make catches, including 21 from either freshmen or sophomores. In fact, of the 377 yards in the air, 293 were recorded by first or second year players.

#### QUITE THE FRESHMAN DUO

The Notre Dame wide receiver duo of **Golden Tate** and **Duval Kamara** each had breakout games at Purdue on Sept. 29. Tate had three receptions for 104 and a touchdown, while Kamara hauled in six passes for 68 yards with a touchdown. Tate not only became the first freshman to catch a touchdown pass since Maurice Stovall (2002 against Rutgers), but also became the first Notre Dame freshman to surpass 100 yards receiving in a game since Derrick Mayes (100 yards on two catches) against Pittsburgh on Oct. 10, 1992. Tate and Kamara also became the first freshman tandem to register touchdown receptions in the same game since Sept. 24, 1988. Derrick Brown and Raghob "Rocket" Ismail each had touchdown grabs in a 52-7 victory over Purdue.

#### CLAUSEN FINDS WAY

Freshman signal caller **Jimmy Clausen** had his best game to date at Purdue on Sept. 29. Clausen, who missed most of the fourth quarter after suffering a hip injury, was 18-of-26 for 169 yards and one touchdown. The 18 completions, 169 yards and touchdown were all career-highs. Clausen recorded a completion percentage of 69.2% against Purdue -- second-highest ever by a Notre Dame freshman quarterback (only Steve Buerlein (.700, 14-for-20) at Penn State on Nov. 12, 1983 completed a higher percentage). His 18 completions also rank as the fourth most ever by a Notre Dame freshman quarterback.

#### AWAKEN THE IRISH PASSING GAME

Notre Dame entered the game with Purdue ranked 117th in the NCAA in passing (111.25 yards per game). The Irish attempted 52 passes and threw for 377 yards and three touchdowns. The 52 pass attempts were the most since Sept. 17, 2005 against Michigan State, while the 377 yards passing were the most since Nov. 26, 2005 at Stanford. Freshman **Jimmy Clausen** completed 18-of-26 passes for 169 yards and one touchdown, while junior **Evan Sharpley** went 16-of-26 for 208 yards and two touchdowns. The 34 total completions were a single-game school record. The previous mark of 33 completions was set against Michigan State (2005) and USC (1970).

#### PARRIS LIGHTS UP PURDUE

Notre Dame sophomore wide receiver **Robby Parris** led the Irish with a career-high seven receptions and 93 yards against Purdue on Sept. 29. Parris, who entered the 2007 season with just one career catch, hauled in each of those seven passes in the second half and three resulted in first downs. Parris also had two catches for over 20 yards (Notre Dame had just two entering the game).

#### TATE GOLDEN UNDER THE DOME

Freshman wide receiver **Golden Tate** exploded onto the scene in the second half of Notre Dame's 33-19 loss at Purdue. Tate, who spent the first four weeks predominantly handling kickoff return duties, caught three passes for 104 yards and one touchdown. Tate not only became the first freshman to catch a touchdown pass since Maurice Stovall (Nov. 23, 2002 against Rutgers), but also became the first Notre Dame freshman to surpass 100 yards receiving in a game since Derrick Mayes (100 yards on two catches) against Pittsburgh on Oct. 10, 1992. All three of his receptions were for over 20 yards. The Irish entered the contest with the Boilermakers with just two completions of 20 or more yards the entire season. Tate hauled in passes for 25, 36 and 43 yards.

#### DUVAL DOES MORE AGAINST PURDUE

Freshman wide receiver **Duval Kamara** entered the game with Purdue on Sept. 29 with a total of five receptions for 58 yards over his first four career games. He bested both totals in the second half alone against the Boilermakers. Kamara finished the game with six catches for 68 yards and one touchdown. Five of Kamara's six receptions went for first downs, while the other was a seven-yard TD catch.

#### IRISH MADE STRIDES AGAINST MICHIGAN STATE

□ Notre Dame spent all of the week following the Michigan loss in training camp mode. The Irish not only practiced Sunday after the game with the Wolverines, but did so in full pads and full contact. Notre Dame also lined up its No. 1 offense vs. its No. 1 defense, No. 2 offense vs. No. 2 defense. The idea was to become more physical and develop an identity leading into Michigan State.

□ The Irish did show improvement in many areas. Notre Dame was

penalized 24 times for 173 yards over its first three games -- an average of eight penalties and 57.7 yards per game. Against Michigan State, the Irish were whistled for just four penalties (35 yards).

□ The Notre Dame rushing attack awoke for the first time this season. The Irish entered the game with the Spartans with a season total of minus-14 yards. Notre Dame finished the afternoon with 117 yards (take away the sack yardage and the effort would have been 127). The Irish had just six rushes of 10 or more yards over their first three games, but they recorded four such runs against Michigan State (43, 17, 18, 14).

□ Sophomore running back **James Aldridge** surpassed the 100-yard mark in his first career start. He became the first Irish running back to rush for 100 yards in his first career start since Tony Fisher, then a sophomore, had 110 yards on 13 carries in a 48-13 victory over Kansas on Aug. 28, 1999. Aldridge also became the first Notre Dame running back, other than departed Darius Walker, to eclipse 100 yards on the ground since Ryan Grant on Oct. 16, 2004.

□ Freshman running back **Robert Hughes** made his debut in the Notre Dame rushing offense. Hughes finished the afternoon with 33 yards on six carries and his first career touchdown.

□ Notre Dame failed to score an offensive touchdown over its first three games. The Irish, however, hit pay dirt twice in the first half against Michigan State, including an 80-yard drive. The Irish finished the day with season-highs in rushing yards (117) and total yards (203). Notre Dame also registered touchdowns on its two trips into the red zone. The Irish came into the game 2-of-3 in red zone chances, but both resulted in Notre Dame field goals.

#### **CLAUSEN GOT THE BALL IN HAPPY VALLEY**

**Jimmy Clausen** became the first freshman quarterback to start for Notre Dame since Brady Quinn got the call against Purdue on Sept. 27, 2003. His start against Penn State on Sept. 8, just the second game of the year, was the earliest start into a season for an Irish freshman quarterback. Clausen was just the eighth freshman quarterback to start for the Irish in the last 57 seasons (1951-present), joining Ralph Guglielmi (1951), Blair Kiel (1980), Steve Beuerlein (1983), Kent Graham (1987), Paul Failla (1991), Matt LoVecchio (2000) and Quinn (2003). Notre Dame is 6-2 since 1951 when a freshman quarterback makes his first-ever start for the Irish.

**Sept. 8, 2007 Penn State 31, ND 10 (Game 2)**  
Jimmy Clausen (17-32 for 144 yards, INT)

**Sept. 27, 2003 Purdue 23, ND 10 (Game 4)**  
Brady Quinn (29-59 for 297 yards, TD, 4 INT)

**Oct. 7, 2000 ND 20, Stanford 7 (Game 5)**  
Matt LoVecchio (10-18 for 100 yards, 2 TDs)

**Sept. 28, 1991 ND 45, Purdue 21 (Game 4)**  
Paul Failla (1-1 for 10 yards)

**Nov. 7, 1987 ND 32, Boston College 25 (Game 8)**  
Kent Graham (6-8 for 111 yards, INT)

**Oct. 1, 1983 ND 27, Colorado 3 (Game 4)**  
Steve Beuerlein (8-12 for 133 yards)

**Oct. 11, 1980 ND 32, Miami 14 (Game 4)**  
Blair Kiel (4-17 for 35 yards)

**Nov. 17, 1951 ND 12, North Carolina 7 (Game 8)**  
Ralph Guglielmi

#### **QUARTERBACKS EFFICIENT, DESPITE CONSTANT DURESS**

Despite constant pressure from the Georgia Tech defense that led to nine sacks, the Notre Dame quarterback trio of sophomore **Demetrius Jones**, junior **Evan Sharpley** and freshman **Jimmy Clausen** still managed to complete 15-for-22 passes -- good for 68.2%. The completion percentage ranked 10th best in the Charlie Weis era. Sharpley finished 10-for-13 on the day for 92 yards. His 76.9% completion percentage is third best since Weis arrived at Notre Dame.

#### **CHARLIE AND THE IRISH OFFENSIVE FACTORY**

Third year head coach Charlie Weis came to Notre Dame with a tremen-

dous reputation as one of the premier offensive minds in all of the NFL. The Irish saw immediate results in 2005, setting 11 school records, including passing yards (3,963), touchdown passes (32, bested in 2007), total offense yards (5,728) and total points (440). Notre Dame has surpassed the 40-point barrier on 11 different occasions in Weis' 34 games as head coach. Prior to his arrival, the Irish had eclipsed 40 points just nine times in its previous 97 contests. In addition, the Irish had 83 separate 100-yard receiving games over its first 116 seasons of football, but Notre Dame has had 20 the past three years under Weis. To put those numbers in perspective, Notre Dame averaged a 100-yard receiving effort every 13 games. Under Weis, the Irish is recording a 100-yard receiving effort basically every other game.

#### **MORE ON WEIS' OFFENSE**

Notre Dame has registered its top two passing seasons in school history each of the last two years. The Irish averaged 330.3 yards in the air in 2005 and 264.7 in 2006. Notre Dame has also eclipsed 400 points each of the last two seasons. The Irish had only topped 400 points in a season on five previous occasions (1989, 1991, 1992, 1993, 1996). In fact, the 843 total points scored over '05 and '06 are the most points ever scored in consecutive years -- besting the previous school record of 835 (1991 and 1992).

#### **YOUNG RECEIVERS**

The Notre Dame offense boasts an experienced pass-catcher at the tight end position, but at running back and wide receiver, the Irish will be utilizing some young talent in 2007. The current group of wideouts boasts a grand total of 194 career catches (160 this year) and 45 of those come from the hands of junior **David Grimes** (served as Notre Dame's #3 receiver a year ago). Sophomore **George West** has just 17 career catches, but played in all 13 games in 2006 and registered one touchdown rush and 16 returns (12 on kickoff and four on punt). Sophomore **Robby Parris**, who was the only other wideout on the Irish roster with a reception entering the year, grabbed seven balls for 98 yards against Purdue and added a career-long 35-yard grab at Penn State (picked up his first career touchdown and career-high 94 yards receiving against Boston College). Parris is now second on the Irish with 24 receptions for a team-high 312 yards. Junior **D.J. Hord**, who missed all of last season with a torn achilles, did see action in six games during the 2005 season. He picked up his first career catch against the Yellow Jackets. Freshman WR **Duval Kamara** (24 catches for 232 yards), sophomore TE **Will Yeatman** (six grabs for 37 yards), senior RB **Junior Jabbie** (six for 20 yards) and freshman RB **Armando Allen** (19 for 81 yards) all recorded their first career catch in the season opener. **Golden Tate** picked up his first career catch against Purdue. He finished the game with three catches for 104 yards and a touchdown. He has five catches this season for 126 yards -- good for 25.2 yards per reception.

#### **SPREADING THE WEALTH**

Junior **Evan Sharpley** and freshman **Jimmy Clausen** completed passes to nine different receivers in the game at Purdue on Sept. 29. The trio of **Demetrius Jones**, Sharpley and Clausen completed passes to nine different Irish receivers against Georgia Tech as well (five of those receptions were the first career grabs for the respective player). Clausen, who made his first career start at Penn State, also completed passes to seven different receivers against the Nittany Lions.

#### **JOHN CARLSON TURNED IN ALL-AMERICAN TYPE SEASON IN 2006**

Despite an injury that sidelined him for nearly three full games, Notre Dame senior TE **John Carlson** exploded onto the college football scene in 2006. He had 47 receptions for 634 yards -- good for an average of 57.6 yards a game and 13.5 per reception. Carlson's season ranked as one of the best ever by an Irish tight end. His 634 yards receiving ranks second best in single-season tight end history, while his 47 catches was tied for second best. Carlson's 13.5 yards per catch was second among all Irish receivers in 2006. He was 81st, nationally, in receiving yards per game and fourth among tight ends. He also ranked 78th overall in receptions per game and sixth in the category among tight ends. With Carlson's 121-yard effort on four grabs against Michigan State (also tied an ND record for average yards per reception in a single-game), he became the first Irish tight end to eclipse 100 yards receiving in a game since Anthony Fasano had 155 yards against Purdue on Oct. 2, 2004.

Carlson, who became the 49th Irish football player to be named ESPN The Magazine/CoSIDA Academic All-American, is the only 2006

Mackey Award finalist to return in 2007. He is one of three tight ends on the Maxwell Award watch list. Carlson ranks third all-time for receptions (63) in Notre Dame tight-end history and needs just 30 grabs this season to move into second.

He proved to be one of the top tight ends in 2006 and his numbers compared quite favorably with the last seven John Mackey Award winners.

Year	Player	No.	Yds	TD
2006	John Carlson	47	634	4
-----				
2006	Matt Spaeth (Minnesota)	59	804	9
2005	Marcedes Lewis (UCLA)	58	741	10
2004	Heath Miller (Virginia)	36	475	5
2003	Kellen Winslow (Miami)	55	557	1
2002	Dallas Clark (Iowa)	39	645	4
2001	Daniel Graham (Colo)	51	753	6
2000	Tim Stratton (Purdue)	56	579	2

**SPECIALTY NOTES**

□ Notre Dame opened the season with a new kicker for the third consecutive season. D.J. Fitzpatrick ('05), Carl Gioia ('06) and now freshman **Brandon Walker**. Walker is the first freshman kicker for Notre Dame since Nicholas Setta in 2000.

□ Walker, a freshman from Findlay, Ohio, became the first left-footed Irish kicker since the recently-deceased Harry Oliver held the duties during the 1980-81 seasons. The drought dates back to Oliver's 35-yard boot against Miami on Nov. 27, 1981. Since that kick, a total of 21 different Irish kickers have attempted 430 field goal attempts -- all coming from the right side.

□ Walker had a pair of field goals in the 20-6 victory at UCLA on Oct. 6, including a career-long boot of 48 yards. The 48-yard field goal was the longest by an Irish kicker since D.J. Fitzpatrick also had a 48-yard kick against Michigan State on Sept. 17, 2005.

□ Walker is 4-of-7 on the season for Notre Dame and two of his three unsuccessful kicks were blocked.

□ Junior FS **David Bruton** continued his exception special teams play against USC on Oct. 20. Bruton blocked the first punt of his career, literally taking the ball directly off the Trojan punter's foot. The blocked punt for the Irish was their first in 2007 and first since **Steve Quinn** against USC in 2006.

□ Prior to the final minutes of regulation, Notre Dame and Navy each went without the need of a punt (Navy's only punt came with 2:23 left in the fourth quarter; the Irish had no punts). In fact, the Irish have not punted against the Midshipmen since the meeting in 2004. Notre Dame ran 90 plays over 12 drives earlier this year against the Midshipmen, 62 plays over 10 drive in 2006 versus Navy and 70 plays over nine drives in 2005. The Irish have gone 230 plays against Navy without being forced to punt -- dating back to a D.J. Fitzpatrick punt in the fourth quarter of the 27-9 Irish victory in 2004.

**ZBIKOWSKI'S RAPID RETURNS**

□ Senior SS **Tom Zbikowski** recorded a 47-yard punt return to set up a field goal bringing the Irish within a touchdown, 17-10, in the third quarter against Penn State. The punt return was the fourth of his career that exceeded 45 yards.

□ Zbikowski ranks 29th in the NCAA in punt return average (11.4). He has returned 14 punts for 160 yards. Zbikowski ranks eighth all-time in Notre Dame career punt return history (12.0). He has 57 career punt returns for 683 yards.

□ Zbikowski has made a name for himself in the Notre Dame record books. He became the fifth player in Irish history to ever return three punts for touchdowns in a career. Zbikowski has seven career TD returns (two interceptions, three punts, two fumbles). Zbikowski scooped up a fumble and raced 25 yards for a touchdown against Penn State in 2006. With the return, Zbikowski became the Irish all-time leader in fumble return yards (100) and joined Tony Driver (1997-00) as the only Notre Dame players to ever return a pair of fumbles for touchdowns. In a three-game stretch against USC, BYU and Tennessee in 2005, he returned a punt or interception for a touchdown four times - the first Irish defensive player to accomplish such a feat. Zbikowski also returned a fumble 75 yards for a TD against Michigan State in 2004. With his inter-

ception and punt return for a touchdown against Tennessee in 2005, Zbikowski became the first Irish player to accomplish that feat (interception return and punt return in the same game) since Nick Rassas against Northwestern in 1965. Rassas returned an interception 92 yards and a punt 72 yards for scores in Notre Dame's 38-7 rout.

**Career Punt Returns For TD**

Tom Zbikowski	3	2003-06
Allen Rossum	3	1994-96
Ricky Watters	3	1987-90
Tim Brown	3	1984-87
Nick Rassas	3	1963-65

**THEY SHALL RETURN**

□ During the past 21 seasons (1987-07), Notre Dame has produced 93 touchdowns via kickoff, punt, interception and fumble returns -- with the most recent touchdown runback coming Oct. 13 on freshman outside linebacker **Brian Smith's** 25-yard interception return against No. 4 Boston College. Senior inside linebacker **Maurice Crum Jr.** returned a fumble 36 yards for a touchdown) and sophomore defensive back **Darrin Walls** returned an interception 73 yards at Penn State on Sept. 8.

□ Notre Dame scored four touchdowns via returns last season, two by the defense (INT return by Lambert at Michigan State and fumble return by **Tom Zbikowski** vs. Penn State) and two by special teams (punt return by Zbikowski against North Carolina and blocked field goal return by Lambert at Air Force).

□ In contrast, opponents in the past 21 seasons have combined for 31 total touchdown returns vs. the Irish. Here's a year-by-year breakdown of the Irish return touchdowns since 1986:

Year	PU	KO	INT	FUM
1987	3	0	1	0
1988	2	2	3	0
1989	2	2	3	0
1990	0	2	0	0
1991	1	1	2	0
1992	0	1	0	0
1993	2	1	2	1
1994	0	0	1	1
1995	1	0	2	1
1996	4	1	0	2
1997	0	2	1	0
1998	0	0	2	3
1999	1	0	2	1
2000	2	1	1	2
2001	0	1	2	1
2002	2	1	4	2
2003	1	0	0	2
2004	0	0	2	1
2005	3	0	2	0
2006	1	0	1	2
2007	0	0	2	1
<b>ND (93)</b>	<b>25</b>	<b>15</b>	<b>32</b>	<b>20</b>
<b>Opp. (31)</b>	<b>7</b>	<b>5</b>	<b>12</b>	<b>7</b>

**PRICE IS RIGHT**

□ Senior P **Geoff Price** regained his 2006 All-American form against Penn State. Price recorded a then career-high nine punts. His previous career-high, who averaged 44.8 yards per punt, was seven (set on three previous occasions), including in last week's season opener. The 403 yards on the nine punts was also a then career best for the Ray Guy Award candidate.

□ Price punted bested his Penn State performance with a career-high 10 punts for a career-best 450 yards against USC on Oct. 20. He picked up his ninth punt of 50+ yards this season and 22nd of his career.

□ Price punted six times with an average of 42.2 yards against No. 4 Boston College. He pinned the Eagles inside their 20-yard line on three occasions. All six of Price's punts went unreturned.

□ Price, who did not serve as the starting punter at Purdue (Sept. 29), punted nine times at UCLA (Oct. 6) for 363 yards (40.3 per punt). He also pinned the Bruins inside their 20-yard line on three different occasions.

□ After entering last season with only two career punts, Price made his presence known across the country for Notre Dame. Price finished last

season ranked sixth in the NCAA with a average boot of 45.4 yards (50 punts for 2,272 yards). He bested the previous Irish single-season school record of 44.9 held by Craig Hentrich (1990). Price also owns the Notre Dame career record (45.4). He not only boomed 14 kicks last year over 50+ yards, but also managed to drop 14 inside the opponents' 20-yard line. Price averaged 50+ yards in punts in two separate games in 2006, including a school-record average of 51.9 yards per kick (7-for-363) against Michigan. He was an '06 semifinalist for the Ray Guy award and has already received numerous preseason All-American honors this year. Price was named second-team All-American by Lindy's and honorable mention by Street & Smith's.

**100,000 FANS (OR MORE) WATCH THE IRISH**

Notre Dame is quite accustomed to playing in front of huge crowds, but the Irish have taken it to another level in 2007. Notre Dame travelled to Penn State and Michigan in consecutive weeks. The Irish played in front of the second largest crowd in Beaver Stadium history (110,078) and 111,178 at Michigan Stadium the following week. Notre Dame became the second school to play consecutive road games before crowds exceeding 100,000. Minnesota is the only other school to ever play consecutive road games before 100,000 (Penn State and Michigan during the 2005 season).

**NOTING THE USC GAME**

□ The game officially was sold out, making it the 196th consecutive sellout at Notre Dame Stadium. Since 1966, every Notre Dame home football game has been a sellout except one — a 1973 Thanksgiving Day game vs. Air Force. The Irish now have played in front of sellouts in 244 of their past 245 home games.

□ The Irish won the coin toss, but deferred to the second half. It marked the first time in head coach Charlie Weis' three-year tenure that he has chosen to defer the opening kickoff. Notre Dame proceeded to register its first three-and-out of the season on an opponent's opening drive of the game.

□ Notre Dame has started five different freshmen this season, including HB **Armando Allen** and QB **Jimmy Clausen** against Penn State (first time since 1972, when freshmen were made eligible, that Notre Dame started rookies at quarterback and tailback in the same game). The Irish added another first in terms of freshman starts. Notre Dame started two freshmen at wide receiver (**Golden Tate** and **Duval Kamara**) for the first time since Oct. 30, 1982, against Navy (Meadowlands). The two freshmen that started at wideout that afternoon were Milt Jackson and Mike Haywood (the current Irish offensive coordinator).

□ USC went ahead 7-0 after the Trojans took possession deep in Irish territory, after a punt struck Notre Dame DB **Munir Prince** and USC recovered at the Irish 10-yard line. The scoring drive took only one play and three seconds. USC benefitted from another Notre Dame turnover deep in its own territory to open the second half. The Trojans recovered a senior HB **Travis Thomas** fumble at the Notre Dame 13-yard line and took only three plays to push their advantage to 24-0. The touchdown drives were the 10th and 11th this season for a Notre Dame opponent that failed to cover at least 45 yards. It was the 19th and 20th scoring drive (field goal or touchdown) for an Irish opponent in 2007 of 45 yards or less. In fact, Notre Dame opponents have totaled 13 scoring drives of under 25 yards (five went for touchdowns).

□ The turnovers were the 15th and 16th of the season for the Irish (ninth fumble lost). Notre Dame's foes have turned those turnovers into 64 points.

□ The Irish blocked a punt for the first time this season (when junior FS **David Bruton** literally took the ball off of USC punter Greg Wiodneck's foot). The punt block was the first for Notre Dame since junior LB **Steve Quinn** blocked a punt against the Trojans in last season's meeting.

□ Notre Dame's ensuing drive after the blocked punt started at the USC 29-yard line, but the Irish were unable to come away with any points (freshman PK **Brandon Walker's** 40-yard field goal was blocked).

□ The following Notre Dame players extended streaks for consecutive starts: senior ILB **Maurice Crum, Jr.** (33), senior DE **Trevor Laws** (33), senior C **John Sullivan** (20), sophomore OT **Sam Young** (20), senior CB **Terrail Lambert** (17) and senior SS **Tom Zbikowski** (14).

□ With junior QB **Evan Sharpley** earning his first career start for Notre



38



0

Dame, the Irish already have seen 24 (9 on defense, 15 on offense) different players register their first career starts this season.

- Sr., OLB, Anthony Vernaglia Jr.
- Nr., NT, Pat Kuntz Jr.
- OG, Michael Turkovich So., QB, Demetrius Jones So., OLB, John Ryan Fr., HB, Armando Allen So., WR Robby Parris Jr., DT, Derrell Hand Fr., OLB Kerry Neal Fr., WR Golden Tate So., OG, Eric Olsen Jr., QB, Evan Sharpley

- Jr., FS, David Bruton Jr., OT, Paul Duncan Jr., OG, Dan Wenger So., WR, George West Fr., QB, Jimmy Clausen So., ILB, Toryan Smith So., RG, Matt Carufel So., HB, James Aldridge So., DB Raeshon McNeil So., TE, Will Yeatman Fr., WR, Duval Kamara Sr., DE, Dwight Stephenson Jr.

□ The 17 combined points in the first half between USC and Notre Dame was the lowest combined point total at halftime in the series history since 1998 (when the Trojans and Irish were tied, 0-0). Over the previous eight meetings, the two teams averaged nearly 31 combined points in the opening 30 minutes. Most notably, Notre Dame and USC combined for 42 points (USC 28, ND 14) in the first half of the 2003 game.

□ Vidal Hazelton's 48-yard touchdown pass from Mark Sanchez was the second-longest reception for a Notre Dame opponent this season. Chris Bell of Penn State had a 51-yard reception on Sept. 8. Hazelton's catch was the longest touchdown reception by an Irish opponent in 2007.

□ Notre Dame was shut out at home for the first time since Florida State blanked the Irish, 37-0, on Nov. 1, 2003.

□ Junior NT **Pat Kuntz** registered his eighth pass break-up of the season on USC's opening drive of the game. He added his ninth pass knock-down later in the second quarter. Kuntz, who already has surpassed last year's team-leader Chinedum Ndukwe (6), needs just one more pass deflection to crack the single-season Irish top 10. He would become only the second non-defensive back on the list (David Martin, 1966).

**NOTING THE BOSTON COLLEGE GAME**

□ The game was officially sold out making it the 195th consecutive sellout at Notre Dame Stadium. Since 1966, every Notre Dame home football game has been a sellout except one - a 1973 Thanksgiving Day game vs. Air Force. The Irish have now played in front of sellouts in 243 of their last 244 home games.

□ The following Notre Dame players extended streaks for consecutive starts: senior ILB **Maurice Crum, Jr.** (32), senior DE **Trevor Laws** (32), senior C **John Sullivan** (19), sophomore OT **Sam Young** (19), senior CB **Terrail Lambert** (16) and senior SS **Tom Zbikowski** (13).

□ With sophomore OG **Eric Olsen** and freshman WR **Duval Kamara** each earning their first respective career start for Notre Dame today, the Irish have already had 23 (9 on defense, 14 on offense) different players register their first career starts this season.



27



14

- Sr., OLB, Anthony Vernaglia Jr.
- Nr., NT, Pat Kuntz Jr.
- OG, Michael Turkovich So., QB, Demetrius Jones So., OLB, John Ryan Fr., HB, Armando Allen So., WR Robby Parris Jr., DT, Derrell Hand Fr., OLB Kerry Neal Fr., WR Golden Tate So., OG, Eric Olsen Sr., DE, Dwight Stphenson Jr.

- Jr., FS, David Bruton Jr., OT, Paul Duncan Jr., OG, Dan Wenger So., WR, George West Fr., QB, Jimmy Clausen So., ILB, Toryan Smith So., RG, Matt Carufel So., HB, James Aldridge So., DB Raeshon McNeil So., TE, Will Yeatman Fr., WR, Duval Kamara

□ Freshman WR **Duval Kamara** became the fifth Notre Dame freshman to start this year joining QB **Jimmy Clausen**, HB **Armando Allen**, WR **Golden Tate** and OLB **Kerry Neal**.

□ The 52-yard rush by L.V. Whitworth of Boston College in the first quarter was the longest of the season by a Notre Dame opponent. The previous long run of the season for an Irish opponent was a 45-yard burst by Georgia Tech's Tashard Choice.

□ Boston College went ahead 13-0 on an eight-play, 41 yard drive just

before halftime. The Eagles then used an interception return to the Notre Dame 11-yard line to set up another touchdown pushing the lead to 20-0. After the Irish drew within six points, 20-13, on Brian Smith's interception return for touchdown, Boston College benefitted from an excessive celebration penalty that forced the Irish to kick off from their 15, and the Eagles returned the pooch kick 18 yards to the Notre Dame 44. Five plays later, a Matt Ryan to Kevin Challenger 13-yard pass returned the crucial two-score advantage to Boston College, 27-14. Those touchdown drives were the eighth, ninth and 10th this season for a Notre Dame opponent that failed to cover 45 yards. In fact, Irish foes have had 19 scoring drives (field goals or touchdowns) in 2007 of 45 yards or less.

□ The Eagles rushed for 94 yards on 13 carries in the first half against the Irish. Boston College picked up 52 of those yards on one rush -- the fourth play from scrimmage for the Eagles (they also had a two-yard run on their first offensive play of the game). Notre Dame proceeded to limit Boston College to 40 yards on the ground (11 carries) the rest of the first half. The Eagles managed 74 yards of rushing in the second half, but it took 23 carries or just 3.2 yards per carry.

□ Boston College controlled the ball 39:03 to Notre Dame's 20:57. It was the greatest time of possession disparity against the Irish in the 32-game Charlie Weis era. The previous high was when Air Force had a 38:35 to 21:25 edge last year in its 39-17 loss. It was the most possession time for an Irish opponent since Nov. 16, 1991 when Penn State racked up 39:47 of possession time.

□ Notre Dame cut the Boston College lead to 20-14 following freshman OLB **Brian Smith's** 25-yard interception return midway through the third quarter. The interception return for touchdown was Notre Dame's second of the season (second in as many weeks). The Irish had not recorded defensive touchdowns in consecutive weeks since Oct. 22 and Nov. 5 of 2005 (against Tennessee and BYU). Both of the touchdowns were interception returns from current senior SS **Tom Zbikowski**.

□ With his second carry, sophomore HB **James Aldridge** went over 100 rushes for his career.

□ Senior P **Geoff Price** picked up his eighth punt of 50 yards or more this season (21st career) following a 56-yard bomb that pinned Boston College at its own 11-yard line. Price, who pinned UCLA inside its 20-yard line on three different occasions last week, also pinned the Eagles inside the 20-yard line three times.

□ Senior TE **John Carlson** picked up his 80th career reception on a six-yard grab in the first quarter. Carlson stands third all-time in Irish tight end history with 82 career catches. Ken MacAfee (1974-77) holds the school record with 128 receptions and Anthony Fasano (2003-05) ranks second with 92.

□ Senior DE **Trevor Laws** blocked a 34-yard field goal attempt by Steve Aponavicius midway through the second quarter. The blocked field goal is Laws' second of the season and fifth of his career. Laws, who finished the game with a career-high 11 tackles, has posted 10 or more tackles twice this season.

□ Sophomore WR **Robby Parris** recorded a 26-yard reception midway through the second quarter, added a 28-yard grab in the third quarter and capped off Notre Dame's first scoring drive of the afternoon with a 19-yard touchdown catch (the first of his career). Notre Dame has nine passing plays over 20 yards this season and Parris has five of those receptions.

□ Parris ended the day with 94 yards receiving, a career-high besting his 93 yards receiving at Purdue on Sept. 29.

□ Sophomore QB **Evan Sharpley** entered the game in the third quarter and promptly led the Irish on a 79-yard scoring drive to bring Notre Dame within 20-7. Sharpley went 4-for-7 for 64 yards and a touchdown on the drive (his third career touchdown pass).

□ Notre Dame has nine passing plays over 20 yards this season and Sharpley has six of those completions.

□ Sharpley finished the afternoon 11-of-29 for 135 yards and one touchdown. He has guided the Irish to their three longest scoring drives of the season (79 and 81 yards at Purdue, 79 yards against Boston College).

□ Freshman OLB **Brian Smith** returned a Matt Ryan pass 25 yards for a touchdown to cut the Boston College lead to just six points, 20-14, midway through the third quarter. Smith is the first freshman to record an interception return for touchdown since Sept. 25, 1976. Bobby Leopold took a pick back 57 yards that afternoon in a 48-0 victory at Northwestern. Since freshman were made eligible in 1972, Smith is just the fourth to ever return an interception for touchdown.

#### Irish Freshman With Interception Returns for TD (since 1972)

<b>Brian Smith</b>	25-yards	Oct. 13, 2007
Bobby Leopold	57-yards	Sept. 25, 1976
Randy Harrison	44-yards	Oct. 26, 1974
Drew Mahalic	56-yards	Oct. 14, 1972

□ Senior **Joe Brockington** ended the day with a total of 13 tackles (10 solo, three assisted). The 13 tackles was a new season high, numbering three higher than his 10 tackles against Penn State on Sept. 8. Also a season high on unassisted tackles.

#### NOTING THE UCLA GAME

- The Irish continued to struggle on third down in the opening half. Notre Dame was just 1-of-8 and averaged just 0.7 yards per third down play. Meanwhile, UCLA was 4-of-10 on third down and averaged 2.3 yards per third down play.
- UCLA's 49-yard field goal from Kai Forbath was the longest by a Notre Dame opponent since Josh Cummings of Pittsburgh knocked a 49-yarder on Sept. 3, 2005.
- Notre Dame scored 17 points in the third quarter. It was the most points in a quarter for the Irish this season and most since Notre Dame scored 20 points in the second quarter against Army on Nov. 18, 2006.
- The Irish forced three turnovers in each of the third and fourth quarter. It was the most turnovers forced by the Irish in a single quarter since Notre Dame forced three against Michigan State on Sept. 23, 2006.
- The Irish forced a total of seven UCLA turnovers. It was the most turnovers forced by a Notre Dame defense since Purdue had eight turnovers against the Irish on Sept. 30, 1989.
- Notre Dame turned those seven turnovers into 17 points -- the most points off turnovers in a single game since Penn State on Sept. 8, 2006 (Notre Dame also had 17 points off turnovers).
- Notre Dame held UCLA without an offensive touchdown. It marked the first game the Irish held their opponent without an offensive touchdown since a 38-3 victory over Washington (Sept. 25, 2004).
- The Irish blanked UCLA in the second half. Notre Dame had not held an opponent scoreless over an entire half since Navy on Oct. 28, 2006.
- Notre Dame totaled five sacks. It was the most sacks for the Irish since Stanford on Oct. 7, 2006.
- The Irish limited the Bruins to just 29 yards rushing on 15 carries in the second half. UCLA had 60 yards rushing on 22 carries in the first half.
- Senior punter **Geoff Price** regained the starting punting duties. Price punted nine times for 363 yards (an average of 40.3 per kick). He pinned the Bruins three times inside their 20-yard line.
- Senior defensive back **Ambrose Wooden** registered his 17th career start for the Irish. Wooden had a season-high six tackles.
- Freshman running back and kick returner **Armando Allen** returned a first quarter kickoff 31 yards. It was his second return of 30 or more yards in his career (he took a kickoff back 33 yards last week at Purdue). Allen added an 11-yard burst up the middle in the second quarter (equalling his career long rush). Allen finished the night with 95 all-purpose yards.
- Senior strong safety **Tom Zbikowski** recorded his second career sack and forced his third fumble of the season on the same play setting up the Irish field goal late in the first quarter. Zbikowski has now been involved in a total of 16 turnovers (seven forced fumbles, seven interceptions, two fumble recoveries) during his brilliant four-year career. The sack was his first since Nov. 5, 2005 against Tennessee. Zbikowski finished with five tackles.
- Senior defensive end **Trevor Laws** registered his second sack of the season and seventh of his career. Laws now has 13.5 tackles for loss. Laws also added six tackles and two pass break-ups.
- Senior inside linebacker **Maurice Crum, Jr.** recorded a forced fumble and fumble recovery on the same play midway through the third quarter. For Crum, it was his first forced fumble and fumble recovery of the season (first career fumble recovery and third forced fumble of career).
- Crum added another forced fumble and promptly scooped up the ball and raced 34-yards for a touchdown. The TD was Crum's first career score and was the first fumble return for touchdown since Tom Zbikowski against Penn State on Sept. 9, 2006.
- Crum became the first Notre Dame player to ever record a pair of



6



20



forced fumbles and add two fumble recoveries in the same game. He also became the third Irish player to ever record two fumble recoveries in the same game. He joined Ray Herring (vs. Michigan on Sept. 15, 2007) and Tony Driver (vs. Navy on Oct. 14, 2000).

- Crum added his second career interception (first of the season) in the fourth quarter. Crum is the first Irish player to force three turnovers (two fumbles, one interception) in a single-game since Shane Walton had three (all interceptions) against Maryland on Aug. 31, 2002.
- Crum would add another interception late in the fourth quarter. He is the first Irish player ever to record four turnovers in a single game. Crum also recorded a team-high tying seven tackles.
- Junior free safety **David Bruton** registered his second career interception and returned it 17 yards to set up the go-ahead touchdown (Irish took a 13-6 lead). Bruton registered four tackles.
- Sophomore defensive back **Terrail Lambert** sealed the victory with his fourth career interception (first of the season) on a fourth down play from the Irish nine-yard line.
- Freshman place kicker **Brandon Walker** kicked a pair of field goals. The 48-yard field goal for Walker was a career-long and also was the longest by an Irish player since D.J. Fitzpatrick against Michigan State on Sept. 17, 2005.

**NOTING THE PURDUE GAME**

□ Notre Dame entered the game converting 66.7% of the time on fourth down (4-of-6), but the Irish were unable to convert a 4th-and-1 at the Purdue 35-yard line late in the first quarter. However, the Irish then converted four of its next five fourth downs to finish the game **33-6**.



□ Prior to Saturday's game, Notre Dame had limited its opponent to 30.8% (4-for-13) conversion rate on third down. Purdue converted 2-of-3 on third down in the opening quarter, including a 3rd and 29. The Boilermakers were 4-of-8 on third down in the first half. The Irish limited Purdue to 2-of-7 on third down in the second half.



**19**

□ Purdue grabbed a 13-0 lead thanks in part to a **Jimmy Clausen** interception early in the second quarter. The Boilermakers' drive started on the Irish 25-yard line and culminated with a 34-yard field goal. Purdue added a five-yard drive for another field goal late in the second quarter to make it 16-0. The scoring drives were the ninth and 10th of the season for an Irish opponent that failed to cover 25 yards. In comparison, Notre Dame's 13 opponents only recorded six such drives over the entire season in 2006 (four were defensive touchdowns and one was a special teams touchdown).

□ The Boilermakers used a pair of second-quarter turnovers for points. Opponents of the Irish have taken supreme advantage of their 12 turnovers in 2007. Notre Dame's foes (Georgia Tech, Penn State, Michigan, Michigan State and Purdue) have turned those turnovers into 43 points. The Irish have been outscored 43-21 this season on turnovers.

□ Purdue totalled 262 yards (189 yards in the air and 73 on the ground), 16 first downs and 23 points in the first half. The Boilermakers averaged 6.0 yards per play in the opening 30 minutes, but Notre Dame limited Purdue to a total of 109 yards (63 in the air and 46 on the ground), 11 first downs and just 10 points in the second half. The Boilermakers averaged just 3.1 yards per play after halftime.

□ Notre Dame managed just 132 total yards (106 in the air and 26 on the ground), seven first downs and no points in the first half. However, the Irish recorded 294 yards (271 in the air and 23 on the ground) and 14 first downs in the second half.

	PU (1 <sup>st</sup> )	ND (1 <sup>st</sup> )	PU (2 <sup>nd</sup> )	ND (2 <sup>nd</sup> )
T/Yards	262	132	109	294
P/Yards	189	106	63	271
R/Yards	73	26	46	23
PTS	23	0	10	19
1st Downs	16	7	11	14

□ Notre Dame's 11 play, 81 yard touchdown scoring drive was the longest scoring drive of the season. The 81-yard march surpassed the 80 yard scoring drive last week against Michigan State.

□ Notre Dame followed the 81-yard scoring drive with a 79-yard touchdown march. The Irish went 14 plays (its longest drive in terms of plays this season).

□ Notre Dame entered the game with just two passing plays of 20 yards or longer over its first four games. The Irish had five such passing plays against Purdue on Saturday. Sophomore **Robby Parris** had receptions of 24 yards and 21 yards. Freshman **Golden Tate** had catches of 25, 36 and 43 yards.

□ Notre Dame's offense recorded season-highs in the following categories: points (19), touchdowns (3), passing yards (377), total yards (426), total yards per play (5.5), passing yards per completion (11.1), passing yards per attempt (7.2) and sacks allowed (2).

□ The 377 yards passing is not only a season-high, but is the most for a Notre Dame team since the Irish totaled 432 against Stanford on Nov. 26, 2005.

□ Sophomore punter **Eric Maust** recorded a career-long 48 yard punt in the second quarter. Maust, whose previous career-long was a 46-yarder earlier in the game, booted three punts for a total of 132 yards (44.0 per kick).

□ Sophomore outside linebacker **John Ryan** recorded his first career unassisted sack on a third down play deep in Irish territory. The sack forced an intentional grounding from Purdue quarterback Curtis Painter and thus limited the Boilermakers to a field goal. Ryan finished the day with six tackles, all solo, including two for loss (12 yards).

□ Freshman wide receiver **Golden Tate** picked up his first reception on the Notre Dame drive late in the second quarter. The 36-yard grab was the longest for the Irish this season (at the time). The previous long pass play was a 35-yard completion from **Jimmy Clausen** to **Robby Parris** against Penn State on Sept. 8. Tate added a 43-yard catch on a 4th-and-1 play early in the fourth quarter. He closed his breakthrough game with a spectacular 25-yard diving touchdown catch to bring Notre Dame within a touchdown, 26-19. Tate finished the game with career-highs in both receptions (3) and receiving yards (104). Tate is the first Irish receiver to eclipse 100 yards this season and first since Rhema McKnight last season against USC.

□ **Tate** is the first freshman Notre Dame wideout to surpass 100 yards receiving since Derrick Mayes had two catches for 100 yards against Pittsburgh on Oct. 10, 1992.

□ Junior free safety **Kyle McCarthy** recorded up his first career interception preventing another possible Purdue touchdown just before half-time.

□ Freshman quarterback **Jimmy Clausen** registered the longest completion of his career when he found fellow freshman wide receiver **Golden Tate** for a 36-yard reception late in the second quarter. For Clausen, it was his third pass play of 20 yards or more this season.

□ Clausen guided the Irish on a 37-yard scoring drive to bring Notre Dame within, 23-6. Not only did he throw his first career touchdown pass, but the freshman completed 4-of-4 passes on the drive.

□ Clausen finished the day 18-of-26 for 169 yards and one touchdown. The 18 completions are tied for the fourth most ever by a Notre Dame freshman quarterback (most since Brady Quinn completed 20 against Florida State on Nov. 1, 2003).

□ Freshman wide receiver **Duval Kamara** picked up a pair of receptions (15 and 12 yards) on the first scoring drive of the second half. The 15-yard reception was the longest of Kamara's career. Kamara added his first career touchdown and finished the day with a career-high in both receptions (6) and receiving yards (68).

□ Freshman outside linebacker **Brian Smith's** quarterback pressure forced an interception from Purdue quarterback Curtis Painter. Smith finished the afternoon with two tackles.

□ Senior All-American strong safety **Tom Zbikowski** recorded his seventh career interception and first since Nov. 12, 2005 against Navy. Zbikowski has caused three turnovers this season, including two forced fumbles against Penn State on Sept. 8.

□ Senior All-American tight end **John Carlson** registered his first touchdown reception of 2007 following a leaping five-yard grab cutting the Purdue lead to 23-6. The touchdown grab was the sixth of his career and first since Nov. 11, 2006 at Air Force. Carlson finished the day with a season-high six catches for 30 yards.

□ Junior quarterback **Evan Sharpley** came off the bench to lead the Irish to a pair of second half touchdowns. Sharpley was 16-of-26 for 208 yards and two touchdowns. Sharpley is the first Irish quarterback other than Brady Quinn to toss multiple touchdowns in a game since Carlyle Holiday had four against Rutgers on Nov. 23, 2002 in a 42-0 victory.

□ Sharpley is also the first Notre Dame quarterback to eclipse 200 yards (other than Quinn) since Holiday in the same game.

## NOTING THE MICHIGAN STATE GAME

□ Michigan State and Notre Dame combined for 21 points in the first quarter. It marked the fourth consecutive game in the series between the Irish and Spartans where the teams combined for at least 17 first-quarter points. With two touchdowns in the first quarter, Michigan State now has scored at least 14 points in the opening 15 minutes in each of the past three meetings with Notre Dame.

□ Michigan State and Notre Dame combined for 31 first-half points. It marked the third consecutive year in which the two teams totaled 30 or more points in the opening half (45 points in 2006; 41 points in 2005).

□ Notre Dame became the first Michigan State opponent to score in the opening quarter in 2007. The Spartans had outscored their opponents 28-0 in the first quarter entering this afternoon.

□ Notre Dame limited the Michigan State passing game to 135 yards in the air on Saturday. The Irish are allowing only 119.8 yards per game in the air — more than 80 fewer yards per game when compared to the 2006 season (203.4 passing yds allowed) and almost 150 fewer yards when compared to the 2005 season. The 119.8 yards passing per game would rank as the best for a Notre Dame defense since 1980 (when the Irish limited their opponents to 103.0 ypg passing). The Irish allowed 203.4, 264.6 and 281.2 ('04) yards passing in the past three seasons.

□ The Irish passing defense also has limited the opposing quarterback quartet of Georgia Tech's Taylor Bennett (11-of-23), Penn State's Anthony Morelli (12-of-22), Michigan's Ryan Mallett (7-of-15) and Michigan State's Brian Hoyer (11-of-24) to a combined completion percentage of 48.8% (41-of-84).

□ Sophomore running back **James Aldridge** picked up his first career start. Aldridge finished the afternoon with 104 yards on 18 carries. He became the first Notre Dame running back, other than departed Darius Walker, to eclipse 100 yards on the ground since Ryan Grant on Oct. 16, 2004. Aldridge is the third different running back to start for the Irish this season (Travis Thomas and Armando Allen also have started games). Aldridge's 43-yard burst in the second quarter was a career-long rush and the longest for the Irish this season.

□ Senior running back **Travis Thomas** picked up his eighth career rushing touchdown -- the first offensive touchdown for the Irish this season. It was Thomas' first rushing touchdown since Oct. 28, 2006, against Navy.

□ Senior defensive end **Trevor Laws** recorded a first-quarter fumble recovery, setting up the first Notre Dame score. Laws has recovered four fumbles over his career, including one earlier this season at Penn State. Laws finished the afternoon with nine tackles.

□ Freshman running back **Robert Hughes** picked up his first career rush (an eight-yard run on Notre Dame's first-quarter scoring drive). He also added a 17-yard run and capped off an 80-yard scoring drive for the Irish with a three-yard touchdown run -- the first of his career.

□ Senior punter **Geoff Price** recorded his 19th and 20th career punts of over 50 yards. Price averaged 36.7 yards on his six punts on the day.

□ Junior free safety **David Bruton** registered his first career interception to prevent a possible Michigan State touchdown late in the second quarter. The turnover was the seventh forced by Notre Dame this season (third straight game Notre Dame has forced at least two turnovers). Bruton finished with a career-high 15 tackles in the game.

□ Freshman linebacker **Kerry Neal** registered his first career sack late in the second quarter. He added a quarterback hurry and pass breakup on the following play.

□ Sophomore punter **Eric Maust** recorded his second, third and fourth career punts (41, 38 and 50 yards). Maust's first career punt went for 45 yards at Penn State.

□ Senior linebacker **Maurice Crum, Jr.** finished the afternoon with a team-best and career-high 16 tackles. Crum's previous career-high for tackles in a game was 14 set last season against Penn State. Crum has led the Irish in tackles on six different occasions over his career. The game also marked the third of his career with 10 or more tackles. The 16 tackles are the most for an Irish player since Chinedum Ndukwe had 22 stops at Air Force on Nov. 11, 2006.



31



14

## NOTING THE MICHIGAN GAME

□ The final attendance was 111,178 - the fourth consecutive meeting between Notre Dame and Michigan at Michigan Stadium to draw over 111,000 fans.

□ The game was the 18th time in school history Notre Dame played before a crowd of at least 100,000 people, and the second consecutive week. The Irish and Penn State played before the second largest crowd in Beaver Stadium history last week. The Irish now are 9-9 in such games.

□ Notre Dame became the second school in NCAA history to play consecutive road games before crowds of over 100,000. Minnesota had been the only school to accomplish the feat prior to the Irish. The total attendance of 221,256 (110,078 last week and 111,178 this week) is a new NCAA record for combined road attendance in consecutive weeks (the Golden Gophers played in front of 217,721 in back-to-back weeks against Penn State and Michigan in 2005.)

□ Notre Dame fumbled 13 times, losing seven, over the entire 2006 season. The Irish fumbled six different times (losing two) against the Wolverines, including five in the game's opening quarter. Notre Dame fumbled 12 times (losing five) over the first three games of 2007. The Irish only lost six fumbles over the entire 2005 season as well.

□ The six fumbles were the most fumbles since Notre Dame fumbled seven times against Boston College on Nov. 2, 2002.

□ Notre Dame limited the potent Michigan passing game to just 90 yards in the air.

□ The Irish passing defense limited Michigan's Ryan Mallett (7-of-15) to a completion percentage of 46.7%.

□ The 31 points in the first half were the most points surrendered in a half by Notre Dame since Michigan totaled 34 in the opening half of the 2006 meeting.

□ The 31-0 halftime deficit was the largest deficit for Notre Dame since Sept. 12, 1998 when it trailed Michigan State, 42-3, at intermission.

□ Notre Dame allowed a total of 31 sacks the entire 2006 season (13 games) and just 21 in 2005. The Irish already allowed 23 sacks through its first three games.

□ Michigan finished the game with 289 yards rushing. The rushing yards for the Wolverines were the most by an Irish opponent since Stanford had 309 on Oct. 3, 1998.

□ Freshman wide receiver **Golden Tate** recorded a new career-long 40 yard kickoff return. Tate returned five kicks for 133 yards on the afternoon (good for an average of 26.6). For the season, Tate is averaging 26.7 per return (seven returns for 187 total yards).

□ Senior punter **Geoff Price** recorded his 17th and 18th career punts of over 50 yards. Price averaged 44.2 yards on his six punts on the day.

□ Despite constant pressure (resulting in eight Michigan sacks) freshman quarterback **Jimmy Clausen** managed to complete 11-of-17 for 74 yards. In his first two career starts, Clausen has completed 57.1% percent of his passes (28-of-49). By comparison, former Notre Dame All-American Brady Quinn completed just 44.7% (34-of-76) and tossed four interceptions over his first two starts as a freshman.

□ Junior free safety **David Bruton** led the Irish with nine total tackles. Bruton led Notre Dame in tackles in two of their first three games this season.

□ Senior defensive end **Justin Brown** registered a career-high eight tackles, including one for loss.

□ Junior strong safety **Ray Herring** picked up his first two career fumble recoveries. He is the first Irish player to have two fumble recoveries in one game since Gerome Sapp against Navy on Nov. 17, 2001.

□ Senior defensive tackle **Dwight Stephenson, Jr.** recorded a career-high seven tackles.

□ Freshman linebacker **Brian Smith** picked up his first career forced fumble and first career tackle for loss.



38



0

**NOTING THE PENN STATE GAME**

□ The attendance of 110,078 is the second largest crowd in Beaver Stadium history. Tonight's game was the 17th time in school history Notre Dame played before a crowd of at least 100,000 people, and the first time since Sept. 10, 2005 at Michigan (111,386 at Michigan Stadium in Ann Arbor). The Irish now are 9-8 in such games. It is the fourth largest crowd to ever watch Notre Dame play (top three are all at Michigan).

□ Notre Dame managed just five first downs the entire first half against Georgia Tech in the season opener, but the Irish registered three first downs on the opening drive against Penn State (Notre Dame missed a 50-yard field goal attempt).

**31****10**

□ Sophomore defensive back **Darrin Walls'** 73-yard interception return for touchdown was the first Notre Dame touchdown of 2007. The Irish had not scored a touchdown since late in the second quarter of the 2007 Sugar Bowl. Notre Dame had gone 99 minutes and two seconds without a touchdown.

□ Penn State's 78-yard punt return for touchdown by Derrick Williams was the first punt return for touchdown by an Irish opponent since Anthony Chambers of Purdue went 72 yards on Sept. 7, 2002.

□ Notre Dame converted its initial third down of the game, but failed to convert on third down the rest of the first half (the Irish were just 1-for-7 on third down over the first 30 minutes). Meanwhile, Penn State was 5-for-8 on third downs in the first half, including converting on five of its first six.

□ The Irish converted just two third downs the entire game (2-for-16).

□ The Irish picked up 47 yards (11 plays) and three first downs of offense on their opening drive of the game (before missing a 50-yard field goal). Notre Dame managed just 31 yards (19 plays) and one first down the rest of the first half.

□ Notre Dame was whistled for eight first half penalties for 54 yards, while Penn State was not whistled for a first down over the opening 30 minutes. The Irish finished the night with 14 penalties, the most under head coach Charlie Weis.

□ Notre Dame picked up just 10 first downs on the night. It is the fewest first downs for an Irish team since they managed just seven at Michigan on Sept. 13, 2003.

□ The Irish are now 75-33-5 (.692) in road openers.

□ Notre Dame has dropped eight of its last 11 road openers.

□ Notre Dame is 38-21-3 all-time when its road opener is against a Big Ten school.

□ Senior SS **Tom Zbikowski** forced his fifth and sixth career fumbles. Zbikowski also forced a fumble in Notre Dame's victory over Penn State a season ago. He added another forced fumble just before halftime.

□ Zbikowski added a 47-yard punt return to set up a field goal bringing the Irish within a touchdown, 17-10. The punt return was the fourth of his career that exceeded 45 yards.

□ Zbikowski became Notre Dame's all-time leader in tackles by a defensive back surpassing the previous school record of 228 stops by Jim Browner (1976-78).

□ Senior DT **Trevor Laws** picked up his first career fumble recovery just before halftime. Laws finished the night with a career-high 10 tackles.

□ Senior ILB **Joe Brockington**, a native of Palmyra, Pa. recovered his first career fumble. He finished the night with a season-high 10 tackles, including 1.5 for loss.

□ Senior P **Geoff Price** recorded a career-high nine punts. The previous career-high for Price was seven (set on three previous occasions), including in the 2007 season opener. The 403 yards on the nine punts was also a career best for the Ray Guy Award candidate.

□ Junior NT **Pat Kuntz** recorded a career-best eight tackles, including a half tackle for loss.

□ Sophomore WR **Robby Parris'** 35 yard reception in the fourth quarter was the longest of his career.

□ Sophomore DB **Darrin Walls** not only registered his first career interception, but the Pittsburgh, Pa. native returned it 73-yards for a touchdown. The interception return was the first for the Irish since Terrail Lambert turned the task against Michigan State in 2006. The 73-yard INT return was the longest interception return since current senior Tom Zbikowski returned a pick 83 yards against BYU on Oct. 22, 2005.

□ Freshman QB **Jimmy Clausen** became the eighth freshman to ever start at quarterback for Notre Dame (since at least 1950). He is the first

rookie signal caller to start since Brady Quinn got the call against Purdue on Sept. 27, 2003. With tonight's being the second game of the season, Clausen is the first Notre Dame freshman to ever start this early into a season. The other freshman to earn starts for the Irish include Matt LoVecchio (2000), Paul Faila (1991), Kent Graham (1987), Steve Beuerlein (1983), Blair Kiel (1980) and Ralph Guglielmi (1951).

**NOTING THE GEORGIA TECH GAME**

□ Notre Dame played nine freshman in the game. In last year's 14-10 opening game victory at Georgia Tech, 11 different Irish freshmen saw action. It was the third most for an opener since the freshman eligibility rule became enacted in 1972. Fourteen frosh played in the 36-13 win over Virginia in the 1989 Kickoff Classic, and 12 saw action in the 52-6 blowout of Purdue in 1983.

**33**

□ Notre Dame limited the Yellow Jackets to a pair of field goals (another field goal attempt was blocked) on their three red-zone opportunities in the first half. The Irish allowed just 21 touchdowns on 42 red-zone chances in 2006.

**3**

□ Notre Dame was shutout in an opening half for the first time since Sept. 11, 2004 against Michigan (Notre Dame Stadium). It is just the second time in head coach Charlie Weis' career in which the Irish were blanked in a half. Notre Dame was held scoreless by LSU in the second half of the 2007 Allstate Sugar Bowl.

□ For the first time since Sept. 9, 1978, Notre Dame was shutout in the first half of its season opener. Missouri kicked a fourth quarter field goal to secure a 3-0 victory at Notre Dame Stadium to open the '78 season.

□ Georgia Tech limited the Irish offense to a total of 66 yards in the entire first half. Notre Dame nearly surpassed that total on its 58-yard scoring drive in the third quarter.

□ For the first time since Sept. 14, 1985, Notre Dame failed to score a touchdown in its season opener. The Irish lost that game 20-12 at Michigan.

□ Notre Dame's 122 total yards on offense was the lowest total since recording only 109 total yards against USC on November 30, 2002 in a 44-13 loss in Los Angeles.

□ Senior TE **John Carlson** moved past Derek Brown (1988-91) and Dean Maszta (1978-81) into third place on the Notre Dame career receptions list for tight ends following his third catch on Saturday. Carlson, now has 63 career receptions, trails Anthony Fasano (92, 2003-05) for second place. Ken MacAfee (1974-77) holds the school record for career receptions by a Notre Dame tight end with 128.

□ In his first career start for the Irish, sophomore **Demetrius Jones** became the first QB other than Brady Quinn to start for Notre Dame since Sept. 20, 2003. Quinn started the final 46 games of his career. Jones finished the afternoon 1-for-3 passing for four yards. He also rushed for 28 yards on 12 carries.

□ Junior FS **David Bruton**, making his first career start for Notre Dame, picked up his first career quarterback sack on a third down play to force a Georgia Tech field goal early in the first quarter. Bruton finished the day with nine total tackles, six solos, and two tackles for loss.

□ Senior DT **Trevor Laws** registered his fourth career blocked field goal attempt. Laws blocked one kick in 2006 and two in 2005. The block kept the Notre Dame deficit at 6-0 heading into the second quarter. Laws also recorded nine tackles with one for a loss on the day.

□ Junior NT **Pat Kuntz**, who made his first career start, registered a pair of pass breakups and nearly recorded his first career interception midway through the second quarter. He also recorded two tackles.

□ Senior P **Geoff Price** booted a 55-yard punt late in the third quarter. The punt was his 15th career kick that sailed 50 yards or more. Price punted seven times in the contest for an average of 38.3 yards and a long punt of 55 yards.

**IRISH ALL-STARS ON WATCH LISTS**

Notre Dame senior strong safety **Tom Zbikowski** is a candidate for nearly every defensive award this season. The two-time All-American has been named to preseason watch lists for the Bednarik Award, Lott Trophy, Nagurski Trophy and Thorpe Award. In addition, senior tight end **John Carlson**, a Mackey Award finalist in 2006, was distinguished as one of 50 preseason candidates for the Maxwell Award. Senior linebacker **Maurice Crum, Jr.** is on the watch lists for the Bednarik, Nagurski and

Lott, while senior center **John Sullivan** is on the Outland and Rimington lists. Sullivan, senior defensive end **Trevor Laws** and Crum are also on the Lombardi watch list.

#### SIX IRISH PLAYERS EARN PRESEASON ALL-AMERICA HONORS

Senior strong safety **Tom Zbikowski** was a preseason first-team All-America selection by ESPN.com, Athlon, The Sporting News and Phil Steele. He also earned preseason second-team honors from Lindy's and honorable mention accolades from Street & Smith's. Senior tight end **John Carlson** also earned multiple preseason first-team All-America selections. Athlon and Phil Steele each named Carlson a preseason first-team All-American. He also garnered second-team accolades from Lindy's and Street & Smith's. Senior center **John Sullivan** was the third and final Irish player to receive preseason first-team All-American honors. Sullivan was chosen by Street & Smith's. He also earned second-team honors from Phil Steele and third-team from Lindy's. Senior cornerback **Ambrose Wooden**, senior punter **Goeff Price** and sophomore offensive tackle **Sam Young** all earned honorable mention preseason All-American from Street & Smith's. Price was also tabbed a second-team All-American by Lindy's.

#### LEADERSHIP COMMITTEE '07

Every spring after spring drills, the Irish coaching staff votes on the Leadership Committee, which head coach Charlie Weis brought to Notre Dame in 2004. The Leadership Committee consists of players who serve in an advisory role.

Player, Pos.	Cl.	Hometown
John Carlson, TE	Sr.	Litchfield, Minn.
Maurice Crum, Jr., LB	Sr.	Tampa, Fla.
Trevor Laws, DE	Sr.	Burnsville, Minn.
Goeff Price, P	Sr.	Plano, TexAS
John Sullivan, C	Sr.	Old Greenwich, Conn.
Travis Thomas, TB	Sr.	Washington, Pa.
Tom Zbikowski, SS	Sr.	Arlington Heights, Ill.

#### WHAT'S NEW?

Much change has been happening with and around the Notre Dame football team since the final second ticked off the scoreboard against LSU in the Sugar Bowl. Here are some of the more notable changes:

□ Shift to 3-4: The Irish scrapped the 4-3 defense in favor of the 3-4 scheme in an effort to get more speed on the field.

□ New Face, New Title: Head coach Charlie Weis brought in two new coaches, including defensive coordinator Corwin Brown. Brown joined the Irish coaching staff after spending the previous three years with the New York Jets of the NFL. Weis also moved former Notre Dame quarterback Ron Powlus into the role of quarterbacks coach. Powlus spent the previous two seasons with the program as the director of personnel development.

#### IN OVERTIME

Notre Dame is 2-5 all-time in overtime games. The last time the Irish played an OT game was a 46-44 loss to Navy on Nov. 3, 2007.

#### HISTORIC NOTRE DAME STADIUM

The 2007 football season marks the 77th year of Irish football in fabled Notre Dame Stadium. The Irish have played 397 games in the facility to date and own a 297-95-5 (.756) record in the "House that Rockne Built." The Irish were 4-2 at home in 2005 and 6-1 in 2006 to push the team's record at home to 101-35 (.752) over the last 23 years. The most wins in a season by the Irish at home is seven by the 1988 national championship team and the longest home winning streak in Notre Dame football history is 28 games (from 11/21/42 through 9/30/50).

#### AARON TAYLOR TO RECEIVE HARVEY G. FOSTER AWARD

Aaron Taylor, a 1994 Notre Dame graduate, former Irish and NFL player and former college football analyst for ABC Sports, will receive the Harvey G. Foster Award on Nov. 9 (Friday) for athletic endeavors and civic or University service.

An offensive guard for Notre Dame, Taylor was drafted in 1994 by the Green Bay Packers, where he earned a Super Bowl ring in 1997. He played for the San Diego Chargers in 1998 and 1999 before retiring from the NFL because of knee injuries. He joined ABC Sports as a color com-

mentator for college football and recently retired from broadcasting to devote time to his passion for philanthropy, including the Aaron Taylor IMPACT Fund, a non-profit organization that benefits programs for children in San Diego. After leaving professional football, Taylor earned a post-graduate degree in elementary education, and in 2001, participated in a volunteer placement program teaching English to high school students in South America. He also founded a project that built a community center and 40 temporary houses in the tsunami-ravaged village of Kosgoda, Sri Lanka.

President of the NFL Players Association for Retired Players in San Diego, Taylor currently is organizing a mentor program for NFL rookies, active players and retired players, and recently received the 10News Leadership Award for his work in Sri Lanka, mentoring children and with athletes in transition.

#### SULLIVAN NAMED CAPTAIN; WALK-ONS AWARDED SCHOLARSHIPS

Five Notre Dame football players were pleasantly surprised by head coach Charlie Weis at the beginning of practice on Aug. 23. In an impromptu announcement given in front of the team, fifth-year senior center **John Sullivan** was named a team captain and junior center **Thomas Bemenderfer**, senior cornerback **Wade Iams**, senior long snapper **J.J. Jansen** and senior cornerback **William David Williams** all were awarded scholarships for the 2007-08 school year.

The coaching staff unanimously decided to name Sullivan the fifth team captain for 2007 based on the leadership role he demonstrated throughout the summer and training camp. He joins fellow fifth-year seniors John Carlson, Travis Thomas and Tom Zbikowski along with fourth-year senior Maurice Crum Jr. as team captains. Sullivan is the most experienced returning offensive player, having started 21 consecutive games at center and 33 games at that position in his Notre Dame career. He was named to the 2007 watch lists for the Outland Trophy and Rimington Award and was tabbed a first-team preseason All-American by Street & Smith's.

Bemenderfer began his college career as a scholarship athlete at Northwestern University before transferring to Notre Dame for the 2006-07 school year. The Mishawaka, Ind., native and Penn High School graduate walked onto the football team last year and is currently listed as a backup center.

Iams is also a local product as he hails from Mishawaka, Ind., and is a graduate of Penn High School. The four-year walk-on earned a 4.0 grade-point average during the 2006-07 school year and currently holds a 3.921 cumulative GPA.

Jansen earned a scholarship for the second-consecutive season and serves as the team's long snapper. The Phoenix, Ariz., product became the team's long snapper in the middle of the 2005 season and has held that position ever since.

Williams is in his third year with the Notre Dame football team. A Raleigh, N.C., native, he earned a 3.933 GPA during the 2007 spring semester and his cumulative GPA for the 2006-07 school year was 3.893.

#### IRISH CHAMPIONSHIP FOOTBALL COACHES HONORED

The five coaches who have produced national championships in football at the University of Notre Dame - Knute Rockne, Frank Leahy, Ara Parseghian, Dan Devine and Lou Holtz - are now honored as part of the third Notre Dame Stadium gate to feature the history and tradition of the Irish football program.

Mixed media wall relief portraits and action montages of the five Notre Dame national championship coaches this week were positioned at Gate D of Notre Dame Stadium, as part of a multi-year plan to theme the five entrance gates to Notre Dame's home football facility. They were created by Lou Cella, senior sculptor of Timeless Creations, Inc., a division of the Rotblatt-Amrany Fine Art Studio in Highland Park, Ill.

Cella created the sculpture of Father Theodore Hesburgh and Father Edmund Joyce (former Notre Dame president and executive vice president) just south of the Hesburgh Library on the Notre Dame campus. Rotblatt-Amrany is responsible for the Michael Jordan statue in front of the United Center in Chicago, as well as various statues of sports figures Wilt Chamberlain, Magic Johnson, Vince Lombardi, Al McGuire and George Halas.

The national championship coach display at Gate D is the third of the Notre Dame Stadium gates to be finished, following the Heisman Trophy display at Gate B that opened in 2005 and the All-America display at Gate A that opened in 2006. Funding for all the themed gates has

been provided by the Notre Dame Monogram Club.

Notre Dame's 79 consensus All-America football players are honored inside Gate A with panels containing authentic Notre Dame helmets with nameplates. Those displays were designed by Rockwell Group of New York and fabricated by Show Motion Inc., of Connecticut.

Prior to the 2005 season, three-by-eight foot replica Heisman Trophies were added to the Gate B display, where pictures of all seven Irish Heisman winners were placed earlier. The honoring of Notre Dame's Heisman Trophy winners took the form of seven individual panels installed within existing brick niches of the old stadium wall just inside Gate B - with one display each for Angelo Bertelli, John Lujack, Leon Hart, John Lattner, Paul Hornung, John Huarte and Tim Brown.

Each display consists of a three-by-eight-foot aluminum panel, powder-coated in Notre Dame blue and serving as a background for holding an oversized, three-foot-tall replica of the Heisman Trophy. The Heisman replicas are finished in bronze, cantilevered off of the blue aluminum panels and sculpted from an original Heisman Trophy.

#### **ARA PARSEGHIAN STATUE DEDICATED ON SEPT. 22**

A statue of former University of Notre Dame football coach Ara Parseghian, a member of the College Football Hall of Fame, was dedicated on Saturday, Sept. 22, 2007, at Notre Dame Stadium.

The dedication, the morning of the Notre Dame-Michigan State football game, took place at Notre Dame Stadium's Gate D, which honors the Irish national championship football coaches.

All of Parseghian's former players and coaches were invited to the dedication ceremonies - and more than 200 of them attended. Speaking at the dedication on behalf of Parseghian's former players will be 1964 Heisman Trophy winner John Huarte.

The Parseghian statue shows the former Irish coach on the shoulders of his players following the '71 Cotton Bowl win over top-rated Texas. The statue was sculpted by Notre Dame graduate Jerry McKenna, who also created the Frank Leahy and Moose Krause statues east of Notre Dame Stadium, as well as the Knute Rockne sculpture at the College Football Hall of Fame in downtown South Bend, Ind.

The sculpture has been funded completely by donations from Parseghian's former players, assistant coaches and student managers. Plans for the statue were spearheaded by former Irish football player Peter Schivarelli (he played in '69 and '70).

The sculpture will complement bas relief portraits of the five Notre Dame national championship coaches - Rockne, Leahy, Parseghian, Dan Devine and Lou Holtz - that are now located at Gate D, designated the national championship coaches gate.

Parseghian served as Irish head coach from 1964 through the '74 season (he previously had been head coach at Northwestern for eight seasons and Miami of Ohio for five). His Notre Dame teams won consensus national titles in 1966 and 1973, and also claimed the McArthur Bowl Trophy from the National Football Foundation following a 9-1 campaign in '64. His 11 Notre Dame teams combined to finish 95-17-4 (.836) - and his Irish posted victories in the 1971 Cotton Bowl (over top-rated Texas), the 1973 Sugar Bowl (over top-rated Alabama) and the 1975 Orange Bowl (again over unbeaten Alabama).

Parseghian was chosen the national college coach of the year in 1964 by the Football Writers Association of America and by the American Football Coaches Association. Parseghian was selected to the College Football Hall of Fame in 1980.

In 1994, Parseghian started the Ara Parseghian Medical Research Foundation to fund study of Niemann-Pick Type C Disease in hopes of moving towards a cure. To that end, the foundation has raised more than \$22 million to combat the disease, which has claimed three of Parseghian's grandchildren. The disease, also known as NP-C, is a genetic pediatric neurodegenerative disorder that causes progressive deterioration of the nervous system, usually in school-age children. By interfering with children's ability to metabolize cholesterol, the NP-C causes large amounts of the substance to accumulate in the liver, spleen and brain, leading to a series of ultimately fatal neurological problems.

#### **COLLEGE FOOTBALL HALL OF FAME CHRIS ZORICH HONORED**

Chris Zorich, two-time All-American defensive tackle at the University of Notre Dame, was one of 12 former college players and two coaches named to the National Football Foundation's 2007 College Football Hall of Fame Class for the NCAA Football Bowl Subdivision (formerly Division I-A). Zorich was recognized for his honor at halftime of the

Georgia Tech game.

The 2007 College Football Hall of Fame class will be inducted at the 50th Annual Awards Dinner on Dec. 4, 2007, at the Waldorf-Astoria Hotel in New York City. The players and coaches were enshrined at the Hall of Fame in South Bend in August 2007.

Zorich becomes the 42nd former Notre Dame player inducted into the College Football Hall of Fame. The Irish also have five former coaches in the Hall and the 47 total enshrinees are the most of any NCAA institution.

A three-year starter at defensive tackle for the Irish, Zorich left Notre Dame as one of the most decorated defensive players in school history. He was a two-time All-American, earning unanimous first-team All-America accolades as a senior in 1990. Zorich was named United Press International Lineman of Year for 1989 and was chosen CBS Sports/Chevrolet Defensive Player of the Year for 1990. He was selected as the 1990 Lombardi Award recipient, given annually to the outstanding lineman in college football, and was a finalist for the Outland Trophy that year, too. Zorich started at nose tackle on the 1988 national championship team and finished his Notre Dame career with 219 tackles, including 21 tackles for loss.

Zorich graduated from Notre Dame with a Bachelor of Arts degree in American Studies in 1991 and from the Notre Dame Law School in 2002.

A native of Chicago's South Side, Zorich is president of the Christopher Zorich Foundation and is a past recipient of USA Weekend's "Most Caring Athlete Award" and the Jesse Owens Foundation Humanitarian Award. The Foundation assists disadvantaged families through a variety of diverse activities and have affected over 100,000 individuals.

Zorich currently lives in Chicago where he works for the law firm of Schuyler, Roche & Zwirner, P.C.

#### **TICKETS AVAILABLE FOR 2007 FOOTBALL KICKOFF LUNCHEONS**

Tickets are now on sale for the 2007 Notre Dame Kickoff Luncheons held the Friday prior to each Irish home football game. The luncheons feature Notre Dame head coach Charlie Weis, Irish players and assistant coaches, plus special guests and other attractions.

Tickets are \$18 each, with a handling fee of \$3 (payment may be made with one check for more than one luncheon). There are 10 seats per table - and if you wish to sit as a group at the same table with other guests, please return all reservations in one envelope.

Checks should be made payable to "University of Notre Dame" and mailed to: Athletics Business Office, 112 Joyce Center, Notre Dame, IN 46556. Telephone and credit card reservations are not accepted.

A printed reservation form also is available on Notre Dame's athletics web site at [www.und.com](http://www.und.com).

The luncheons are held in the Joyce Center fieldhouse (north dome) on the Notre Dame campus, with a noon (ET) start. Be aware that advance reservations are required for tickets, and tickets are not routinely available at the door.

#### **PEP RALLIES**

All 2007 pep rallies will be held in the Joyce Center Arena (south dome), unless moved inside Notre Dame Stadium, on Fridays before Saturday home games, beginning at 6 p.m. (ET). The Irish squad enters the arena at 6:30 p.m.

#### **THE KEVIN WHITE SHOW**

Look for the Kevin White Show on WLS 890 AM radio in Chicago. The hour-long program, which debuted Aug. 25, is in its eighth season. Guests regularly will include familiar names from all facets of college athletics. The show features White, Notre Dame's director of athletics, and ESPN 1000's Dave Juday. It can be heard regularly at 7:00 a.m. Central time on Saturday. The show airs on more than 30 states around the U.S. on WLS 890 AM in Chicago.

**Notre Dame Player  
Career Highs**

**JAMES ALDRIDGE**

<b>Season</b>	
Carries	32, vs. Navy (11.3)
Rushing Yards	125, vs. Navy (11.3)
Longest Rush	43, vs. Michigan State (9.22)
Receptions	3, at UCLA (10.6)
Receiving Yards	18, at UCLA (10.6)
Longest Reception	11, at UCLA (10.6)

**Career**

Carries	32, vs. Navy (11.3.07)
Rushing Yards	125, vs. Navy (11.3.07)
Longest Rush	43, vs. Michigan State (9.22.07)
Receptions	3, at UCLA (10.6.07)
Receiving Yards	18, at UCLA (10.6.07)
Longest Reception	11, at UCLA (10.6.07)

**ARMANDO ALLEN**

<b>Season/Career</b>	
Carries	16, vs. Navy (11.3)
Rushing Yards	91, vs. Navy (11.3)
Longest Rush	15, vs. Navy (11.3)
Receptions	6, at Penn State (9.8)
Receiving Yards	38, at Penn State (9.8)
Longest Reception	16, vs. Navy (11.3)
Longest Kickoff Return	38, vs. Navy (11.3)
Kickoff Return Yards	115, vs. Navy (11.3)
Kickoff Returns	5, vs. Ga. Tech (9.1)
Most All-Purpose Yards	226, vs. Navy (11.3)

**JOE BROCKINGTON**

<b>Season</b>	
Tackles	16, vs. Navy (11.3)
TFL	1.5, at Penn State (9.8)
Fumble Recoveries	1, at Penn State (9.8)
QB Hurries	1, twice

**Career**

Tackles	16, vs. Navy (11.3.07)
TFL	1.5, at Penn State (9.8.07)
Fumble Recoveries	1, at Penn State (9.8.07)
PBUs	1, v. Purdue (9.30.06)
Sacks	1.0, at USC (11.25.06)
QB Hurries	1, twice

**JUSTIN BROWN**

<b>Season</b>	
Tackles	8, at Michigan (9.15)
TFL	1.5, at Penn State (9.8)
Sacks	0.5, at Penn State (9.8)

**Career**

Tackles	8, at Michigan (9.15.07)
TFL	1.5, at Penn State (9.8.07)
PBUs	1, vs. UNC (11.4.06)
Sacks	1.0, vs. Navy (10.28.06)

**DAVID BRUTON**

<b>Season</b>	
Tackles	15, vs. Michigan State (9.22)
TFL	2.0, vs. Ga. Tech (9.1)
Sacks	1.0, vs. Ga. Tech (9.1)
Interceptions	1, twice
Longest Interception Return	17, at UCLA (10.6)
Forced Fumbles	1, vs. USC (10.20)
PBUs	1, vs. USC (10.20)
Blocked Punt	1, vs. USC (10.20)

**Career**

Tackles	15, vs. Michigan State (9.22.07)
TFL	2.0, vs. Ga. Tech (9.1.07)
Sacks	1.0, vs. Ga. Tech (9.1.07)
PBUs	1, twice
Interceptions	1, twice
Longest INT Return	17, at UCLA (10.6.07)
Blocked Punt	1, vs. USC (10.20.07)

**John Carlson**

<b>Season</b>	
Receptions	6, at UCLA (10.6)
Receiving Yards	40, vs. Navy (11.3)
Longest Reception	16, twice
Receiving TDs	1, at Purdue (9.29)

**Career**

Receptions	8, vs. North Carolina (11.4.06)
Receiving Yards	121, at MSU (9.23.06)
Receiving TDs	1, six times
Longest Reception	62, at MSU (9.23.06)

**JIMMY CLAUSEN**

<b>Season/Career</b>	
Carries	10, at Penn State (9.8)
Rushing Yards	4, vs. Boston College (10.13)
Longest Rush	10, at Penn State (9.8)
Pass Attempts	32, at Penn State (9.8)
Pass Completions	18, at Purdue (9.29)
Passing Yards	169, at Purdue (9.29)
Longest Completion	36, at Purdue (9.29)
Passing TDs	1, at Purdue (9.29)
Rushing TDs	1, at UCLA (10.6)

**MAURICE CRUM, JR.**

<b>Season</b>	
Tackles	16, vs. Michigan State (9.22)
TFL	1.0, three times
Sacks	1.0, at UCLA (10.6)
PBUs	2, at UCLA (10.6)
Interceptions	2, at UCLA (10.6)
Forced Fumbles	2, at UCLA (10.6)
Fumble Recoveries	2, at UCLA (10.6)
Longest INT Return	33, at UCLA (10.6)
Longest Fumble Return	34, at UCLA (10.6)
Fumble Return TD	34, at UCLA (10.6)

**Career**

Tackles	16, vs. Michigan State (9.22.07)
TFL	3.0, twice
QB Hurries	1, five times
Sacks	1, five times
Interceptions	2, at UCLA (10.6.07)
PBUs	2, at UCLA (10.6.07)
Interceptions	2, at UCLA (10.6.07)
Forced Fumbles	2, at UCLA (10.6.07)
Fumble Recoveries	2, at UCLA (10.6.07)
Longest INT Return	33, at UCLA (10.6.07)
Longest Fumble Return	34, at UCLA (10.6.07)
Fumble Return TD	34, at UCLA (10.6.07)

**LEO FERRINE**

<b>Season</b>	
Tackles	2, at Penn State (9.8)

**Career**

Tackles	6, vs. BYU (10.22.05)
TFL	1.0, twice
Interceptions	1, vs. Syracuse (11.19.05)
Longest INT Return	16, vs. Syracuse (11.19.05)
Fumble Recoveries	1, vs. Tenn. (11.5.05)

**DAVID GRIMES**

<b>Season</b>	
Receptions	5, at Penn State (9.8)
Receiving Yards	45, at Penn State (9.8)
Longest Reception	17, at Purdue (9.29)

**Career**

Receptions	8, vs. UCLA (10.21.06)
Receiving Yards	79, vs. UCLA (10.21.06)
Longest Reception	36, vs. Navy (10.28.06)
Receiving TDs	1, vs. Navy (10.28.06)
Longest Kickoff Return	50, vs. UNC (11.4.06)
Kickoff Return Yards	145, vs. Michigan (9.16.06)

Kickoff Returns	6, vs. Michigan (9.16.06)
Punt Return Yards	17, vs. Navy (11.12.05)
Punt Returns	1, vs. Navy (11.12.05)
Longest Punt Return	17, vs. Navy (11.12.05)

**D.J. HORD**

<b>Season</b>	
Receptions	1, twice
Receiving Yards	5, vs. Ga. Tech (9.1)
Longest Reception	5, vs. Ga. Tech (9.1)

**Career**

Receptions	1, twice
Receiving Yards	5, vs. Ga. Tech (9.1.07)
Longest Reception	5, vs. Ga. Tech (9.1.07)
Longest Kickoff Return	36, vs. Tenn. (11.5.05)
Kickoff Return Yards	70, vs. Tenn. (11.5.05)
Kickoff Returns	3, vs. Tenn. (11.5.05)

**RAY HERRING**

<b>Season</b>	
Tackles	2, vs. Ga. Tech (9.1)
Fumble Recoveries	2, at Michigan (9.15)

**Career**

Tackles	9, vs. Stanford (10.7.06)
PBUs	1, vs. Purdue (9.30.06)
Fumble Recovery	1, vs. Army (11.18.06)

**ROBERT HUGHES**

<b>Season/Career</b>	
Longest Kick. Ret.	15, Michigan State (9.22)
Kick. Ret. Yds	15, vs. Michigan State (9.22)
Kickoff Returns	2, vs. Ga. Tech (9.1)
Carries	6, Michigan State (9.22)
Rushing Yards	33, Michigan State (9.22)
Longest Rush	17, Michigan State (9.22)
Rushing TDs	1, twice

**JUNIOR JABBIE**

<b>Season/Career</b>	
Carries	4, at Purdue (9.29)
Rushing Yards	16, at Purdue (9.29)
Longest Rush	6, at Purdue (9.29)
Receptions	4, at Purdue (9.29)
Receiving Yards	15, at Purdue (9.29)
Longest Reception	10, at Purdue (9.29)

**DUVAL KAMARA**

<b>Season/Career</b>	
Receptions	6, at Purdue (9.29)
Receiving Yards	68, at Purdue (9.29)
Longest Reception	21, vs. Navy (11.3)
Receiving TDs	2, vs. Navy (11.3)

**PAT KUNTZ**

<b>Season</b>	
Tackles	8, twice
TFLs	1.0, USC (10.20)
PBUs	2, three times

**Career**

Tackles	8, twice
TFL	1.0, vs. USC (10.20.07)
Sacks	0.5, at Air Force (11.11.06)
Fumble Recoveries	1, at Navy (10.28.06)
PBUs	2, three times

**TERRAIL LAMBERT**

<b>Season</b>	
Tackles	7, vs. USC (10.20)
Interception	1, at UCLA (10.6)
Longest INT Return	1, at UCLA (10.6)

**Career**

Tackles	11, vs. Purdue (9.30.06)
TFL	1.0, vs. Purdue (9.30.06)

**Notre Dame Player  
Career Highs**

Interceptions	2, at MSU (9.23.06)
Longest INT Return	27, at MSU (9.23.06)
PBUs	1, twice
Fumble Recoveries	1, at Air Force (11.11.06)
Fumbles Forced	1, vs. Purdue (9.30.06)

**TREVOR LAWS****Season**

Tackles	15, vs. Navy (11.3)
TFL	3.0, at Purdue (9.29)
QB Hurries	2, Michigan State (9.22)
Fumble Recoveries	1, twice
PBUs	2, at UCLA (10.6)
Blocked Kicks	1, twice
Sacks	1, twice

**Career**

Tackles	11, twice
TFL	3.0, at Purdue (9.29.07)
Sacks	1, seven times
Interceptions	1, at USC (11.25.06)
PBUs	2, at UCLA (10.6.07)
QB Hurries	2, Michigan State (9.22.07)
Blocked Kicks	1, five times
Fumble Recoveries	1, three times
Fumbles Forced	1, twice

**KERRY NEAL****Season/Career**

Tackles	3, twice
QB Hurries	1, Michigan State (9.22)
TFL	1.0, Michigan State (9.22)
Sacks	1.0, Michigan State (9.22)
Fumble Recovery	1, at UCLA (10.6)
Longest Fumble Return	11, at UCLA (10.6)

**ROBBY PARRIS****Season/Career**

Receptions	7, at Purdue (9.29)
Receiving Yards	94, vs. Boston College (10.13)
Longest Reception	35, at Penn State (9.8)
Receiving TD's	1, vs. Boston College (10.13)

**GEOFF PRICE****Season**

Punts/Game	10, vs. USC (10.20)
Punt Yards	450 vs. USC (10.20)
Punt Average	45.0 vs. USC (10.20)
Longest Punt	57 at Penn State (9.8)
Punts Inside 20	3, twice
Punts 50+	2, twice

**Career**

Punts/Game	10, vs. USC (10.20.07)
Punt Yards	450 vs. USC (10.20.07)
Punt Average	51.9 vs. Michigan (9.16.06)
Longest Punt	62 vs. Penn State (9.9.06)
Punts Inside 20	3, three times
Punts 50+	4, vs. LSU (1.3.07)

**JOHN RYAN****Season/Career**

Tackles	7, at Michigan (9.15)
TFLs	2.0, at Purdue (9.29)
PBUs	0.5, at Penn State (9.8)
Sacks	1.0, twice
QB Hurries	1, twice

**ASAPH SCHWAPP****Season**

Carries	1, six times
Rushing Yards	4, vs. Navy (11.3)
Longest Rush	4, vs. Navy (11.3)
Receptions	2, vs. Boston College (10.13)
Receiving Yards	22, vs. Boston College (10.13)
Longest Reception	15, vs. Boston College (10.13)

**Career**

Carries	8, vs. BYU (10.22.05)
Rushing Yards	27, vs. BYU (10.22.05)
Receptions	2, twice
Receiving Yards	22, vs. Boston College (10.13.07)
Longest Reception	15, vs. Boston College (10.13.07)

**EVAN SHARPLEY****Season/Career**

Carries	10, twice
Rushing Yards	3, vs. Navy (11.3)
Longest Rush	13, vs. Navy (11.3)
Pass Attempts	33, vs. USC (10.20)
Pass Completions	17, twice
Passing Yards	208, at Purdue (9.29)
Longest Completion	43, at Purdue (9.29)
Passing TDs	2, twice

**BRIAN SMITH****Season/Career**

Tackles	5, vs. Navy (11.3)
QB Hurries	1, twice
TFL	1.0, at UCLA (10.6)
Sacks	1.0, at UCLA (10.6)
Interceptions	1, vs. Boston College (10.13)
Longest INT Return	25, vs. Boston College (10.13)
INT Return TD	25, vs. Boston College (10.13)

**DWIGHT STEPHENSON, JR.****Season/Career**

Tackles	7, vs. Navy (11.3.07)
QB Hurries	1, twice
TFL	2.0, at UCLA (10.6.07)
Sack	1.0, vs. Navy (11.3.07)
Fumbles Forced	1, vs. USC (10.20.07)
PBUs	2, vs. USC (10.20.07)

**GOLDEN TATE****Season/Career**

Longest Kickoff Return	40, at Michigan (9.15)
Kickoff Return Yards	133, at Michigan (9.15)
Kickoff Returns	5, at Michigan (9.15)
Receptions	3, at Purdue (9.29)
Receiving Yards	104, at Purdue (9.29)
Longest Reception	43, at Purdue (9.29)
Receiving TDs	1, at Purdue (9.29)

**TRAVIS THOMAS****Season**

Carries	7, vs. Ga. Tech (9.1)
Rushing Yards	12, at Penn State (9.8)
Longest Rush	13, at Michigan (9.15)
Rushing TDs	3, vs. Navy (11.3)

**Career**

Carries	18, vs. USC (10.15.05)
Rushing Yards	58, vs. Navy (11.12.05)
Rushing TDs	16, vs. Navy (11.3.07)
Longest Rush	43, vs. Penn State (9.9.06)
Receptions	2, at BYU (9.4.04)
Receiving Yards	28, at BYU (9.4.04)
Longest Reception	15, at BYU (9.4.04)

**BRANDON WALKER****Season/Career**

Field Goals	2, at UCLA (10.6)
Longest FG	48, at UCLA (10.6)

**GEORGE WEST****Season**

Receptions	4, at Purdue (9.29)
Receiving Yards	37, at Purdue (9.29)
Longest Reception	20, vs. Ga. Tech (9.1)

**Career**

Carries	1, vs. Purdue (9.30.06)
Rushing Yards	11, vs. Purdue (9.30.06)

Rushing TDs	1, vs. Purdue (9.30.06)
Receptions	4, at Purdue (9.29.07)
Receiving Yards	37, at Purdue (9.29.07)
Longest Reception	20, vs. Ga. Tech (9.1.07)
Longest Kickoff Return	33, at Ga. Tech (9.2.06)
Kickoff Return Yards	71, at MSU (9.23.06)
Kickoff Returns	3, at MSU (9.23.06)
Punt Return Yards	15, vs. UNC (11.4.06)
Punt Returns	2, vs. UNC (11.4.06)
Longest Punt Return	10, vs. UNC (11.4.06)

**IAN WILLIAMS****Season/Career**

Tackles	11, vs. Navy (11.3)
TFL	0.5, at Penn State (9.8)

**AMBROSE WOODEN****Season**

Tackles	6, at UCLA (10.6)
---------	-------------------

**Career**

Tackles	12, at Pittsburgh (9.3.05)
Interceptions	1, twice
PBUs	2 vs. MSU (9.17.05)
Fumble Recoveries	1, vs. LSU (1.2.06)
Fumbles Forced	1, vs. LSU (1.3.07)

**WILL YEATMAN****Season/Career**

Receptions	3, vs. USC (10.20.07)
Receiving Yards	14, vs. USC (10.20.07)
Longest Reception	10, vs. Ga. Tech (9.1)

**TOM ZBIKOWSKI****Season**

Tackles	10, twice
TFL	1.0, at UCLA (10.6)
Sacks	1.0, at UCLA (10.6)
Forced Fumbles	2, at Penn State (9.8)
Fumble Recoveries	1, vs. Navy (11.3)
Punt Return Yards	47, at Penn State (9.8)
Punt Returns	3, twice
Longest Punt Return	47, at Penn State (9.8)
Interceptions	1, at Purdue (9.29)
Longest INT Return	-2, at Purdue (9.29)
PBUs	1, vs. Boston College (10.13)

**Career**

Tackles	14, vs. Navy (10.28.06)
TFL	1.5, at BYU (9.4.04)
Interceptions	1, six times
Sacks	1, twice
PBUs	2, at Washington (9.24.05)
QB Hurries	2, vs. UCLA (10.21.06)
Fumble Recoveries	1, twice
Fumbles Forced	2, twice
Longest INT Return	83, vs. BYU (10.22.05)
Longest Fumble Return	75, at MSU (9.18.04)
Punt Return Yards	118, vs. Tenn. (11.5.05)
Punt Returns	6, at Stanford (11.25.06)
Longest Punt Return	78, vs. UT (11.5.05)
Longest Kickoff Return	28, at USC (11.25.06)
Kickoff Return Yards	107, at USC (11.25.06)
Kickoff Returns	5, at USC (11.25.06)
PBUs	1, vs. Boston College (10.13.07)

**The  
Last Time**

**NOTRE DAME**

**RUSHING**

Had 400 or more yards: .....at Boston College, 1996 (426)  
 Had 300 or more yards: .....at Stanford, 2003 (320)  
 Had 70 or more rushing attempts: .....vs. Michigan State, 1991 (76)  
 Had 60 or more rushing attempts: .....vs. Navy, 2007 (63)  
 Had 50 or more rushing attempts: .....at Stanford, 2005 (50)  
 Had six or more rush TDs: .....vs. Navy, 1996 (6)  
 Had five or more rush TDs: .....at USC, 2000 (5)  
 Had four or more rush TDs: .....vs. Navy, 2007 (4)  
 Had two players with 100 rush yards in a game: .....vs. Stanford, 2002  
 .....(Rashon Powers-Neal 108, Ryan Grant 103)

**PASSING**

Had 500 or more yards:.....at USC, 1970 (526)  
 Had 400 or more yards: .....at Stanford, 2005 (432)  
 Had 300 or more yards: .....at Purdue, 2007 (377)  
 Had 40 or more pass attempts: .....Boston College, 2007 (49)  
 Had 30-39 pass attempts: .....at Penn State, 2007 (32)  
 Had 25-29 pass completions: .....vs. UCLA, 2006 (27)  
 Had 20-24 pass completions: .....vs. USC, 2006 (24)  
 Had six passing TDs .....vs. BYU, 2005 (6)  
 Had five passing TDs: .....at Michigan State, 2006 (5)  
 Had four passing TDs: .....at Air Force, 2006 (4)  
 Had three passing TDs: .....at Purdue, 2007 (3)  
 Had five passes intercepted: .....vs. USC, 1967 (7)  
 Had four passes intercepted: .....at Purdue, 2003 (4)  
 Had three passes intercepted: .....vs. Michigan, 2006 (3)

**RECEIVING**

Had two players with 100 receiving yards in a game:  
 .....at Michigan State, 2006 (John Carlson - 121, Jeff Samardzija - 113)  
  
 Had a player with over 150 receiving yards in a game:  
 .....vs. North Carolina, 2006 (Jeff Samardzija - 177)  
  
 Had two players with 10 catches in a game:  
 .....vs. BYU, 2005 (Maurice Stovall - 14, Jeff Samardzija - 10)

**COMBINATION OFFENSE**

Had a 200-yard passer and 100-yard rusher in a game:  
 .....vs. Army, 2006 (Brady Quinn - 218 passing, Darius Walker - 162 rushing)  
  
 Had a 100-yard receiver and 100-yard rusher in a game:  
 at Air Force, 2006 (Jeff Samardzija - 106 receiving, Darius Walker - 153  
 rushing)

**TOTAL OFFENSE**

Had 600 or more yards total offense: .....at Stanford, 2005 (663)  
 Had 500-599 yards total offense: .....vs. Navy, 2005 (505)  
 Had 400-499 yards total offense: .....at Purdue, 2007 (426)

Had 85 or more plays total offense: .....vs. Navy, 2007 (90)  
 Had 75-84 plays total offense: .....at Purdue, 2007 (78)

**SCORING**

Scored 60 or more points: .....vs. Rutgers, 1996 (62)  
 Scored 50-59 points: .....at Stanford, 2003 (57)  
 Scored 40-49 points: .....vs. Navy, 2007 (44)  
 Scored 30-39 points: .....at Air Force, 2006 (39)  
 Allowed 60 or more points: .....Never  
 Allowed 50-59 points: .....at Miami (Fla.), 1985 (58)  
 Allowed 40-49 points: .....vs. Navy, 2007 (46)  
 Allowed 30-39 points: .....USC, 2007 (38)  
 Was held scoreless: .....USC, 2007 (38-0)  
 Was held scoreless at home: . .....USC, 2007 (38-0)  
 Was held scoreless on the road: .....at Michigan, 2007 (38-0)  
 Was held without offensive touchdown: .....at Michigan, 2007 (38-0)  
 Held opponent scoreless: .....vs. Rutgers, 2002 (42-0)  
 Held opponent scoreless at home: .....vs. Rutgers, 2002 (42-0)  
 Held opponent scoreless on the road: .....at Purdue, 1993 (17-0)  
 Held opponent without offensive touchdown: .....at UCLA, 2007 (20-6)

Held opponent scoreless at neutral site:  
 .....vs. Maryland (Giants Stadium - East Rutherford, NJ), 2002 (22-0)

Held two opponents scoreless in a season:  
 .....2002 vs. Maryland (22-0) vs. Rutgers (42-0)

Held three opponents scoreless in a season:  
 .....1976 vs. Purdue (23-0) at Northwestern (49-0), vs. Oregon (41-0)

Held four opponents scoreless in a season:  
 .....1966 vs. Army (35-0) vs. North Carolina (32-0), at Oklahoma (38-0),  
 .....vs. Pittsburgh (40-0) vs. Duke (64-0), at USC (51-0)

Held five opponents scoreless in a season:  
 .....1966 vs. Army (35-0) vs. North Carolina (32-0), at Oklahoma (38-0),  
 .....vs. Pittsburgh (40-0) vs. Duke (64-0), at USC (51-0)

Held six opponents scoreless in a season:  
 .....1966 vs. Army (35-0) vs. North Carolina (32-0), at Oklahoma (38-0),  
 .....vs. Pittsburgh (40-0) vs. Duke (64-0), at USC (51-0)

Had multiple players with multiple TDs in a game:  
 .....vs. Navy, 2007 (Travis Thomas - 3, Duval Kamara - 2)

**TURNOVERS**

Did not commit a turnover: .....at UCLA, 2007  
 Committed six or more turnovers: .....vs. Navy, 1984 (6)  
 Committed five turnovers: .....vs. Michigan, 2006 (5)  
 Committed four fumbles lost: .....vs. Michigan State, 1999 (4)  
 Committed three fumbles lost: .....vs. Georgia Tech, 2007 (3)



**The  
Last Time**

Recorded six or more takeaways: .....at UCLA, 2007 (7)  
 Recorded five takeaways: .....vs. Washington, 2004 (5)  
 Returned two or more interceptions for TDs: .....vs. Stanford, 2002 (2)  
 .....(Shane Walton - 18 yards, Courtney Watson - 34 yards)  
 Returned an interception for a TD: .....Boston College, 2007 (1)  
 .....(Brian Smith - 25 yards)  
 Returned a fumble for a TD: .....at UCLA, 2007 (1)  
 .....(Maurice Crum - 34 yards)

**DEFENSE**

Held opponent 50 or fewer rushing yards: .....vs. North Carolina, 2006 (31)  
 Held opponent to 100 or fewer passing yards: .....vs. Army, 2006 (92)  
 Held opponent to 201-300 yards total offense:  
 .....at UCLA, 2007 (282)  
 Held opponent to 200 or fewer yards total offense:.....vs. Army, 2006 (150)  
 Intercepted five or more passes: .....vs. Purdue, 1988 (5)  
 Intercepted four passes: .....at UCLA, 2007 (4)  
 Intercepted three passes: .....at Michigan State, 2004 (3)  
 Scored a safety: .....at Stanford, 2003  
 Recorded nine or more sacks: .....vs. Rutgers, 1996 (9)  
 Recorded eight sacks: .....vs. Pittsburgh, 2003 (8)  
 Recorded seven sacks: .....at Stanford, 2005 (7)  
 Recorded six sacks: .....vs. Navy, 2004 (6)  
 Recorded five sacks: .....at UCLA, 2007 (5)  
 Held opponent to 10 or fewer first downs:  
 .....vs. North Carolina, 2006 (10)

**SPECIAL TEAMS**

Returned a punt for a TD: .....vs. North Carolina, 2006  
 .....(Tom Zbikowski, 52 yards)  
 Returned a blocked punt for a TD: .....at Boston College, 2003  
 .....(Carlos Campbell, 25 yards)  
 Returned a kickoff for a TD: .....vs. Navy, 2002  
 .....(Vontez Duff, 92 yards)  
 Returned a blocked FG for a TD .....at Air Force, 2006  
 .....(Terrail Lambert, 76 yards)  
 Blocked a punt: .....vs. USC, 2007 (1)  
 Punted 10 or more times: .....USC, 2007 (10)  
 Did not punt: .....vs. Navy, 2007  
 Blocked a field goal: .....vs. Boston College, 2007  
 Had a field goal blocked: .....at Purdue, 2007  
 Blocked a PAT kick: .....vs. North Carolina, 2006 (2)  
 Scored on a blocked PAT attempt: .....vs. Texas, 1995  
 Missed a kicking PAT: .....at Purdue, 2007  
 Had a kicking PAT blocked: .....at Air Force, 2006 (2)  
 Had a punt blocked: .....vs. Michigan State, 2005

**MISCELLANEOUS**

Had 30 or more first downs: .....vs. Purdue, 2006 (33)  
 Had 20-29 first downs: .....vs. Navy, 2007 (27)  
 Was not penalized: .....at LSU, 1997

Had 10 or more penalties: .....at Penn State, 2007 (14)  
 Had 120 or more yards in penalties: .....at Rutgers, 2000 (120)  
 Had 35 minutes or more of possession time: .....vs. Purdue, 2006 (38:01)  
 Was involved in a tie game: .....at USC, 1994 (17-17)  
 Was involved in an overtime game: .....vs. Navy, 2007 (L, 44-46)

**A NOTRE DAME PLAYER**

**RUSHING**

Rushed for 300 or more yards: .....Never  
 Rushed for 250-299 yards: .....Julius Jones at Pittsburgh, 2003 (262)  
 Rushed for 200-249 yards: .....Julius Jones at Stanford, 2003 (218)  
 Rushed for 175-199 yards: .....Darius Walker at Stanford, 2005 (186)  
 Rushed for 150-174 yards: .....Darius Walker vs. Army, 2006 (162)  
 Rushed for 125-149 yards: .....James Aldridge vs. Navy, 2007 (125)  
 Rushed for 100-124 yards: James Aldridge vs. Michigan State, 2007 (117)  
 Quarterback rushed for 100 or more yards: .....Carlyle Holiday  
 .....at Boston College, 2001 (109)  
 Rushed 40 or more times: .....Allen Pinkett at LSU, 1984 (40)  
 Rushed 35-39 times: .....Julius Jones, vs. BYU, 2003 (35)  
 Rushed 30-34 times: .....James Aldridge vs. Navy, 2007 (32)  
 Rushed 25-29 times: .....Darius Walker vs. Stanford, 2006 (25)  
 Rushed for four or more TDs: .....Emmett Mosley vs. Navy, 1994 (4)  
 Rushed for three TDs: .....Travis Thomas vs. Navy, 2007 (3)  
 Rushed for two TDs: .....Darius Walker, vs. Army, 2006 (2)  
 Had a run of 80 yards or more:  
 .....Terrance Howard at West Virginia, 2000 (80)  
 Had a run of 70-79 yards: .....Arnaz Battle vs. Kansas, 1999 (74)  
 Had a run of 60-69 yards: .....Brady Quinn vs. USC, 2006 (60)  
 Had a run of 50-59 yards: .....Carlyle Holiday at Air Force, 2002 (53)

**PASSING**

Passed for 500 or more yards: .....Joe Theismann at USC, 1970 (526)  
 Passed for 400-499 yards: .....Brady Quinn at Stanford, 2005 (432)  
 Passed for 300-399 yards: .....Brady Quinn vs. North Carolina, 2006 (346)  
 Attempted 50 or more passes: Brady Quinn vs. Michigan State, 2005 (60)  
 Attempted 40-49 passes: .....Brady Quinn at USC, 2006 (45)  
 Attempted 30-39 passes: .....Evan Sharpley vs. USC, 2007 (33)  
 Completed 30 or more passes: .....Brady Quinn vs. BYU, 2005 (32)  
 Completed 20-29 passes: .....Brady Quinn vs. USC, 2006 (24)  
 Threw five or more TDs: .....Brady Quinn at Michigan State, 2006 (5)  
 Threw four TDs: .....Brady Quinn at Air Force, 2006 (4)  
 Threw three TDs.....Brady Quinn vs. USC, 2006 (3)  
 Threw five or more interceptions: .....Before 1975  
 Threw four interceptions: .....Brady Quinn at Purdue, 2003 (4)  
 Threw three interceptions: .....Brady Quinn vs. Michigan, 2006 (3)  
 Completed a pass of 80 yards or more:  
 .....Brady Quinn at Stanford, 2005 (80)  
 Completed a pass of 70-79 yards: ..Brady Quinn vs. Tennessee, 2005 (73)  
 Completed a pass of 60-69 yards:  
 .....Brady Quinn at Michigan State, 2006 (62)  
 Completed a pass of 50-59 yards: ....Brady Quinn at Air Force, 2006 (51)

**The  
Last Time**

**RECEIVING**

Caught 15 or more passes: .....Never  
 Caught 10-14 passes: .....Rhema McKnight vs. Purdue, 2006 (10)  
 Caught seven to nine passes: ..Jeff Samardzija vs. LSU, 2007 Sugar Bowl (8)  
 Had 200 or more yards receiving: .....Maurice Stovall vs. BYU, 2005 (207)  
 Had 175-199 yards receiving: ..Jeff Samardzija vs. North Carolina, 2006 (177)  
 Had 150-174 yards receiving: .....Jeff Samardzija vs. BYU, 2005 (152)  
 Had 100-149 yards receiving: .....Golden Tate at Purdue, 2007 (104)  
 Caught four or more TDs: .....Maurice Stovall vs. BYU, 2005 (4)  
 Caught three TDs: .....Maurice Stovall vs. Navy, 2005 (3)  
 Caught two TDs: .....Duval Kamara vs. Navy, 2007 (2)

**TOTAL OFFENSE**

Had 500 or more yards total offense: .....Joe Theismann at USC, 1970 (512)  
 Had 400-499 yards total offense: .....Brady Quinn vs. BYU, 2005 (457)  
 Had 100 yards both passing and rushing:  
 .....Jarious Jackson vs. Oklahoma, 1999 (276 passing, 107 rushing)

**SCORING**

Accounted for four or more touchdowns:  
 .....Brady Quinn at Air Force, 2006 (4 passing)  
  
 Accounted for three touchdowns:  
 .....Travis Thomas vs. Navy, 2007 (3 rushing)

**DEFENSE**

Intercepted three or more passes: ..Shane Walton vs. Maryland, 2002 (3)  
 Intercepted two passes: .....Maurice Crum, Jr. at UCLA, 2007 (2)  
 Recovered three or more fumbles: .....Never  
 Forced two fumbles: .....Maurice Crum, Jr. at UCLA, 2007 (2)  
 Recovered two fumbles: .....Maurice Crum, Jr. at UCLA, 2007 (2)  
 Recorded 15 or more tackles: .....Joe Brockington vs. Navy, 2007 (16)  
 .....Trevor Laws vs. Navy, 2007 (15)  
 Recorded 10-14 tackles: .....Maurice Crum, Jr. vs. Navy, 2007 (13)  
 .....Ian Williams vs. Navy, 2007 (11)  
 .....Tom Zbikowski vs. Navy, 2007 (10)

**SPECIAL TEAMS**

Scored 15 or more points kicking: .....D.J. Fitzpatrick vs. BYU, 2003 (15)  
 Scored 10-14 points kicking: .....Carl Gioia vs. PSU, 2006 (11)  
 Kicked five or more field goals:  
 .....Nicholas Setta vs. Washington State, 2003 (5)  
 Kicked four field goals: .....D.J. Fitzpatrick vs. BYU, 2003 (4)  
 Kicked two field goals of 50 or more yards: .....Never  
 Kicked a field goal of 50 or more yards: .....Nicholas Setta  
 .....vs. Maryland, 2002 (51)  
 Kicked a punt 70 or more yards:.....Jim Yoder vs. Texas, 1971 (71)  
 Kicked a punt 60-69 yards: .....Geoffrey Price vs. PSU, 2006 (62)  
 Punted 10 or more times: .....Geoff Price vs. USC, 2007 (10)  
 Totaled 175 or more kickoff return yards:  
 .....Raghib Ismail at Michigan, 1989 (192)

Totaled 100 or more punt return yards:  
 .....Tom Zbikowski vs. Tennessee, 2005 (118)

**AN OPPOSING TEAM**

**RUSHING**

Had 400 or more yards: .....Pittsburgh, 1975 (411)  
 Had 300-399 yards: .....Stanford, 1997 (322)  
 Had 200-299 yards: .....Navy, 2007 (257)  
 Had 50 or more rushing attempts: .....Navy, 2007 (66)  
 Had five or more rush TDs: .....USC, 2005 (5)  
 Had four rush TDs: .....Navy, 2007 (4)  
 Had two or more players with 100 rush yards in a game: Stanford, 1997  
 .....(Anthony Bookman - 142, Mike Mitchell - 135)

**PASSING**

Had 400 or more yards: .....Washington, 2005 (408)  
 Had 300-399 yards: .....LSU, 2007 Sugar Bowl (332)  
 Had 60 or more pass attempts: .....Tennessee, 1990 (60)  
 Had 50-59 pass attempts: .....Purdue, 2005 (58)  
 Had 40-49 pass attempts: .....Boston College, 2007 (49)  
 Had 30 or more pass completions: .....Boston College, 2007 (32)  
 Had five or more passing TDs: .....USC, 2004 (5)  
 Had four passing TDs: .....USC, 2007 (4)  
 Had three passing TDs: .....Michigan, 2007 (3)

**RECEIVING**

Had two players with 100 receiving yards in a game: .....USC, 2003  
 .....(Mike Williams 112, Keary Colbert 120)

**TOTAL OFFENSE**

Had 600 or more yards total offense: .....Ohio State, 2006 Fiesta Bowl (617)  
 Had 500-599 yards total offense: .....LSU, 2007 Sugar Bowl (577)  
 Had 400-499 yards total offense: .....USC, 2007 (462)  
 Had 80 or more plays: .....Boston College, 2007 (83)  
 Had 75-79 plays: .....UCLA, 2007 (75)

**SCORING**

Scored 60 or more points: .....Never  
 Scored 50-59 points: .....Miami (Fla.), 1985 (58)  
 Scored 40-49 points: .....Navy, 2007 (46)  
 Scored 30-39 points: .....USC, 2007 (38)  
 Scored a two-point conversion: .....Navy, 2007

**TURNOVERS**

Did not commit a turnover: .....Georgia Tech, 2007  
 Had three or more fumbles lost: .....Washington, 2004 (4)  
 Intercepted five or more passes: .....USC, 1967 (7)  
 Intercepted four passes: .....Purdue, 2003 (4)  
 Intercepted three passes: .....Michigan, 2006 (3)  
 Returned an interception for a TD: .....Michigan, 2006  
 .....(Preston Burgess - 31 yards)

**The  
Last Time**

Returned a fumble for a TD: .....Navy, 2007  
.....(Chris Kuhar-Pitters - 16 yards)

**DEFENSE**

Held ND to 10 or fewer first downs: .....USC, 2007 (10)  
Scored a safety: .....LSU, 1998  
Held ND to 50 or fewer rushing yards: .....USC, 2007 (48)  
Held ND to 101-200 passing yards: .....Navy, 2007 (140)  
Held ND to 100 or fewer passing yards: .....UCLA, 2007 (94)  
Held ND to 201-300 yards total offense: .....Boston College, 2007 (222)  
Held ND to 200 or fewer yards total offense: .....USC, 2007 (165)

**SPECIAL TEAMS**

Returned a punt for a TD: Penn State, 2007 (Derrick Williams - 78 yards)  
Returned a blocked punt for a TD: .....Michigan State, 2004  
.....(Jerramy Scott - 0 yards)  
Returned a kickoff for a TD: .....USC, 2006 (Brian Cushing - 42 yards)  
Punted 10 or more times: .....Rutgers, 2002 (10)  
Did not punt: .....Miami (Fla.), 1985  
Missed a kicking PAT: .....Navy, 2007

**MISCELLANEOUS**

Had 30 or more first downs: .....LSU, 2007 Sugar Bowl (31)  
Had 20-29 first downs: .....Navy, 2007 (23)  
Had 10 or more penalties: .....Boston College, 2007 (15)  
Had 100 or more yards in penalties: .....Boston College, 2007 (131)  
Had 35 minutes or more of possession time: Boston College, 2007 (39:03)  
Had one 100-yard receiver and one 100-yard rusher: .....USC, 2006  
.....(C.J. Cable, 107 rushing, Dwayne Jarrett, 132 receiving)

**AN OPPOSING PLAYER**

**RUSHING**

Rushed for 300 or more yards: .....Tony Dorsett, Pittsburgh, 1975 (303)  
Rushed for 200-299 yards: .....Rondell Mealey, LSU, 1997 (222)  
Rushed for 150-199 yards: .....Mike Hart, Michigan, 2007 (187)  
Rushed for 100-149 yards: .....Kory Sheets, Purdue, 2007 (141)  
Rushed 40 or more times: .....Craig Heyward, Pittsburgh, 1987 (42)  
Rushed 30-39 times: .....Mike Hart, Michigan, 2007 (35)  
Rushed 25-29 times: .....Kory Sheets, Purdue, 2007 (27)  
Rushed for five or more TDs:.....Walter Reyes, Syracuse, 2003 (5)  
Rushed for four TDs: .....Walter Reyes, Syracuse, 2003 (5)  
Rushed for three TDs: .....Reggie Bush, USC, 2005 (3)  
Rushed for two TDs: .....Eric Kettani, Navy, 2007 (2)  
Had a run of 80 yards or more: ....Sherman Lewis, Michigan State, 1963 (85)  
Had a run of 70-79 yards:.....Walter Reyes, Syracuse, 2003 (71)  
Had a run of 60-69 yards: ..Ted Ginn Jr., Ohio State, 2006 Fiesta Bowl (68)  
Had a run of 50-59 yards: .....Joe McKnight, USC, 2007 (51)

**PASSING**

Passed for 500 or more yards: .....Never  
Passed for 400-499 yards: .....Matt Leinart, USC, 2004 (400)

Passed for 300-399 yards: JaMarcus Russell, LSU, 2007 Sugar Bowl (332)  
Attempted 60 or more passes: .....Andy Kelly, Tennessee, 1990 (60)  
Attempted 50-59 passes: .....Kyle Orton, Purdue, 2001 (52)  
Attempted 40-49 passes: .....Matt Ryan, Boston College, 2007 (49)  
Completed 30 or more passes: .....Matt Ryan, Boston College, 2007 (32)  
Completed 20-29 passes: .....JaMarcus Russell, LSU, 2007 Sugar Bowl (21)  
Threw five or more TDs: .....Matt Leinart, USC, 2004 (5)  
Threw four TDs: .....Mark Sanchez, USC, 2007 (4)  
Threw three TDs: .....Ryan Mallett, Michigan, 2007 (3)  
Completed a pass of 90 yards or more: .....Kyle Orton, Purdue, 2004 (97)  
Completed a pass of 80-89 yards: .....Curtis Painter, Purdue, 2006 (88)  
Completed a pass of 70-79 yards: ...Joe Dailey, North Carolina, 2006 (72)  
Completed a pass of 60-69 yards: .....Chad Henne, Michigan, 2006 (69)  
Completed a pass of 50-59 yards: .....Anthony Morelli, Penn State (51)

**RECEIVING**

Caught 10 or more passes: ..Andre Callender, Boston College, 2007 (10)  
Caught seven to nine passes: .....Rich Gunnell, Boston College, 2007 (7)  
Had 200 or more yards receiving: .....Selwyn Lymon, Purdue, 2006 (238)  
Had 150-199 yards receiving: Hakeem Nicks, North Carolina, 2006 (171)  
Had 100-149 yards receiving: . Early Doucet, LSU, 2007 Sugar Bowl (115)  
Caught three or more TD passes: .....Dwayne Jarrett, USC, 2006 (3)  
Caught two TD passes: .....Kellen Davis, Michigan State, 2007 (2)

**SCORING**

Accounted for five or more touchdowns: .....Matt Leinart, USC, 2004  
.....(5 passing)  
Accounted for four touchdowns: .....Matt Trannon, Michigan State, 2005  
.....(3 receiving, 1 rushing)  
Accounted for three touchdowns:  
.....Andre Callender, Boston College (2 rushing, 1 receiving)

**DEFENSE**

Intercepted three or more passes: .....Rod Johnson, N.C. State, 2003 (3)  
Intercepted two passes: .....Preston Burgess, Michigan, 2006 (2)  
Recorded three or more sacks: .....Bruce Davis, UCLA, 2007 (3.0)  
Recorded two sacks: .....Jonal Saint-Dic, Michigan State, 2007 (2)

**SPECIAL TEAMS**

Kicked four or more field goals: .....Garrett Rivas, Michigan, 2004 (4)  
Kicked a field goal 50 or more yards: .....Matt Payne, BYU, 2004 (53)  
Kicked a punt of 65 or more yards: ....Jared Armstrong, Purdue, 2006 (69)  
Totalled 100 or more kick return yards: ..Karl Whittaker, Navy, 2005 (159)



**The Charlie Weis  
Record Book**

<p>3 at Stanford 11.26.05</p> <p>3 at Purdue 10.1.05</p> <p>3 Stanford 10.7.06</p> <p>3 Penn State 9.9.06</p> <p>3 Michigan 9.16.06</p> <p>3 vs. Navy 10.28.06</p> <p>3 at USC 11.25.06</p> <p>3 at Purdue 9.29.07</p> <p><b>most passes had intercepted</b></p> <p>3 Michigan 9.16.06</p> <p>2 Boston College 10.13.07</p> <p>2 at Stanford 11.26.05</p> <p>2 at Purdue 10.1.05</p> <p>2 vs. LSU 1.3.07</p> <p>2 at Michigan 9.15.07</p> <p>2 at Purdue 9.29.07</p> <p>1 Eight Times</p> <p><b>highest passing efficiency rating (11 attempts)</b></p> <p>234.7 at Air Force 11.11.06</p> <p>222.0 BYU 10.22.05</p> <p>210.7 vs. Navy 10.28.06</p> <p>192.9 at Purdue 10.1.05</p> <p>184.1 Navy 11.12.05</p> <p>176.8 at Stanford 11.26.05</p> <p>176.4 North Carolina 11.4.06</p> <p>170.3 at Michigan State 9.23.06</p> <p>165.7 Tennessee 11.5.05</p> <p>163.9 Penn State 9.9.06</p> <p><b>most total offense plays</b></p> <p>98 Michigan State 9.17.05 38r,60p</p> <p>90 Navy 11.3.07 63r,27p</p> <p>89 at Purdue 10.1.05 50r,39p</p> <p>88 at Stanford 11.26.05 50r,39p</p> <p>87 USC 11.15.05 52r,35p</p> <p>84 at Washington 9.24.05 47r,37p</p> <p>81 Purdue 9.30.06 43r,38p</p> <p>80 UCLA 10.21.06 35r,45p</p> <p>78 at Georgia Tech 9.2.06 40r,38p</p> <p>78 at Purdue 9.29.07 26r,52p</p> <p><b>most total offense yards gained</b></p> <p>663 at Stanford 11.26.05 231r,432p</p> <p>621 at Purdue 10.1.05 153r,468p</p> <p>594 Michigan State 9.17.05 107r,487p</p> <p>560 at Washington 9.24.05 233r,327p</p> <p>511 BYU 10.22.05 44r,467p</p> <p>505 Navy 11.12.05 221r,284p</p> <p>502 at Pittsburgh 9.3.05 275r,227p</p> <p>471 vs. Navy 10.28.06 176r, 295p</p> <p>454 Purdue 9.30.06 138r,316p</p> <p>452 North Carolina 11.4.06 106r, 346p</p> <p><b>highest average gain per play</b></p> <p>8.3 at Air Force 11.11.06 46-383</p> <p>8.0 BYU 10.22.05 64-511</p> <p>7.6 vs. Navy 10.28.06 62-471</p> <p>7.5 at Stanford 11.26.05 88-663</p> <p>7.2 Navy 11.12.05 70-505</p> <p>7.0 at Purdue 10.1.05 89-621</p> <p>6.9 at Michigan State 9.23.06 53-366</p> <p>6.8 Army 11.18.06 65-439</p> <p>6.7 at Washington 9.24.05 84-560</p> <p>6.5 at Pittsburgh 9.3.05 77-502</p> <p><b>most all-purpose yards gained</b></p> <p>794 at Stanford 11.26.05</p> <p>716 Michigan State 9.17.05</p> <p>698 BYU 10.22.05</p> <p>683 at Purdue 10.1.05</p> <p>646 North Carolina 11.4.06</p> <p>622 at Washington 9.24.05</p> <p>605 Tennessee 11.5.05</p> <p>577 Navy 11.12.05</p> <p>560 at Pittsburgh 9.3.05</p>	<p>562 at Purdue 9.29.07</p> <p><b>most all-purpose attempts</b></p> <p>97 Navy 11.3.07</p> <p>85 at Stanford 11.26.05</p> <p>84 at Purdue 10.1.05</p> <p>81 USC 11.15.05</p> <p>78 Michigan State 9.17.05</p> <p>76 at Washington 9.24.05</p> <p>76 Purdue 9.30.06</p> <p>72 at Pittsburgh 9.3.05</p> <p>71 Stanford 10.7.06</p> <p>69 at Georgia Tech 9.2.06</p> <p><b>most touchdowns scored</b></p> <p>7 at Purdue 10.1.05</p> <p>7 BYU 10.22.05</p> <p>6 Navy 11.3.07</p> <p>6 Army 11.18.06</p> <p>6 at Air Force 11.11.06</p> <p>6 North Carolina 11.4.06</p> <p>6 Navy 11.12.05</p> <p>6 at Pittsburgh 9.3.05</p> <p>6 at Michigan State 9.23.06</p> <p>5 Tennessee 11.5.05</p> <p>5 at Stanford 11.26.05</p> <p>5 Penn State 9.9.06</p> <p>5 Michigan State 9.17.05</p> <p>5 Purdue 9.30.06</p> <p>5 vs. Navy 10.28.06</p> <p><b>most first downs in a game</b></p> <p>33 at Pittsburgh 9.3.05</p> <p>33 Purdue 9.30.06</p> <p>32 at Purdue 10.1.05</p> <p>31 Michigan State 9.17.05</p> <p>31 at Washington 9.24.05</p> <p>30 at Stanford 11.26.05</p> <p>29 Navy 11.12.05</p> <p>29 Stanford 10.7.06</p> <p>28 USC 11.15.05</p> <p>27 BYU 10.22.05</p> <p>27 Navy 11.3.07</p> <p><b>fewest first downs in a game</b></p> <p>9 Michigan State 9.22.07</p> <p>9 at Penn State 9.8.07</p> <p>10 USC 10.20.07</p> <p>10 at Michigan 9.15.07</p> <p>12 at UCLA 10.6.07</p> <p>13 Georgia Tech 9.1.07</p> <p>13 at Michigan State 9.23.06</p> <p>14 Boston College 10.13.07</p> <p>14 Michigan 9.16.06</p> <p>14 Tennessee 11.5.05</p> <p><b>most time of possession</b></p> <p>38:40 USC 11.15.05</p> <p>38:01 Purdue 9.30.06</p> <p>36:56 at Washington 9.24.05</p> <p>36:03 at Purdue 10.1.05</p> <p>35:49 Michigan State 9.17.05</p> <p>35:25 at Georgia Tech 9.2.06</p> <p>34:35 at Stanford 11.26.05</p> <p>34:40 Stanford 10.7.06</p> <p>34:14 UCLA 10.21.06</p> <p>33:11 Penn State 9.9.06</p> <p><b>least time of possession</b></p> <p>20:57 Boston College 10.13.07</p> <p>21:25 at Air Force 11.11.06</p> <p>24:21 at Michigan State 9.23.06</p> <p>26:00 at Penn State 9.8.07</p> <p>26:04 Michigan 9.16.06</p> <p>26:16 at Michigan 9.15.07</p> <p>26:21 BYU 10.22.05</p> <p>26:31 Michigan State 9.22.07</p>	<p>26:54 at Purdue 9.29.07</p> <p>28:11 Army 11.18.06</p> <p><b>most third down conversions</b></p> <p>10 at Purdue 10.1.05</p> <p>10 USC 11.15.05</p> <p>10 at Pittsburgh 9.3.05</p> <p>9 Navy 11.3.07</p> <p>9 Navy 11.12.05</p> <p>9 vs. Ohio State 1.2.06</p> <p>8 vs. LSU 1.3.07</p> <p>8 North Carolina 11.4.06</p> <p>8 BYU 11.12.05</p> <p>8 at Stanford 11.26.05</p> <p>8 Purdue 9.30.06</p> <p><b>fewest third down conversions</b></p> <p>1 at Michigan State 9.23.06</p> <p>2 at Penn State 9.8.07</p> <p>2 Michigan 9.16.06</p> <p>3 at UCLA 10.6.07</p> <p>3 at Air Force 11.11.06</p> <p>4 USC 10.20.07</p> <p>4 at Michian 9.15.07</p> <p>4 UCLA 10.21.06</p> <p>4 at Michigan 9.10.05</p> <p>5 Penn State 9.9.06</p> <p>5 UCLA 10.28.06</p> <p>5 Georgia Tech 9.1.07</p> <p>5 at Purdue 9.29.07</p> <p><b>most fourth down conversions</b></p> <p>6 Navy 11.3.07</p> <p>4 at Purdue 9.29.07</p> <p>4 UCLA 10.21.06</p> <p>4 Penn State 9.9.06</p> <p>3 vs. Navy 10.28.06</p> <p>3 Michigan State 9.17.05</p> <p>2 at USC 11.25.06</p> <p>2 at Georgia Tech 9.2.06</p> <p>2 Syracuse 11.19.05</p> <p>2 at Michigan State 9.23.06</p> <p>2 Purdue 9.30.06</p> <p>2 Georgia Tech 9.1.07</p> <p><b>TEAM RECORDS - SPECIAL TEAMS</b></p> <p><b>most punts</b></p> <p>10 USC 10.20.07</p> <p>10 at Penn State 9.8.07</p> <p>9 at UCLA 10.6.07</p> <p>9 at Michigan 9.10.05</p> <p>9 Michigan State 9.22.07</p> <p>7 at Michigan 9.15.07</p> <p>7 Georgia Tech 9.1.07</p> <p>7 UCLA 10.21.06</p> <p>7 Michigan 9.16.06</p> <p>7 at Michigan State 9.23.06</p> <p>6 Boston College 10.13.07</p> <p>6 vs. Ohio State 1.2.06</p> <p><b>most punt returns</b></p> <p>6 at Stanford 11.26.05</p> <p>5 North Carolina 11.4.06</p> <p>4 USC 11.15.05</p> <p>4 at Georgia Tech 9.2.06</p> <p>3 USC 10.20.07</p> <p>3 Boston College 10.13.07</p> <p>3 at Michigan 9.15.07</p> <p>3 Army 11.18.06</p> <p>3 Tennessee 11.5.05</p> <p>3 Syracuse 11.19.05</p> <p><b>most punt return yards</b></p> <p>118 Tennessee 11.5.05</p> <p>87 USC 11.15.05</p> <p>84 North Carolina 11.4.06</p> <p>37 Navy 11.3.07</p>
---	--	---



The Charlie Weis  
Record Book

1 29 times

**longest rush from scrimmage**

- 60 Quinn, at USC (11.25.06)
- 43 Aldridge, Michigan State (9.22.07)
- 43 Thomas, Penn State (9.9.06)
- 39 Walker, at Air Force (11.11.06)
- 38 Walker, at Stanford (11.26.05)
- 37 Walker, Syracuse (11.19.05)
- 35 Walker, vs. LSU (1.3.07)
- 32 Walker, Stanford (10.7.06)
- 22 Walker, Army (11.18.06)
- 22 Wolke, at Pittsburgh (9.3.05)

**most passing attempts**

- 60 Quinn, Michigan State (9.17.05)
- 48 Quinn, Michigan (9.16.06)
- 45 Quinn, at USC (11.25.06)
- 45 Quinn, UCLA (10.21.06)
- 45 Quinn, vs. Ohio State (1.2.06)
- 41 Quinn, BYU (10.22.05)
- 38 Quinn, at Stanford (11.26.05)
- 38 Quinn, at Georgia Tech (9.2.06)
- 38 Quinn, Purdue (9.30.06)
- 37 Quinn, Syracuse (11.19.05)
- 37 Quinn, Stanford (10.7.06)
- 37 Quinn, at Washington (9.24.05)

**most passing completions**

- 33 Quinn, Michigan State (9.17.05)
- 32 Quinn, BYU (10.22.05)
- 29 Quinn, vs. Ohio State (1.2.06)
- 29 Quinn, at Purdue (10.1.05)
- 29 Quinn, Purdue (9.30.06)
- 27 Quinn, UCLA (10.21.06)
- 27 Quinn, Stanford (10.7.06)
- 25 Quinn, at Stanford (11.26.05)
- 25 Quinn, Penn State (9.9.06)
- 25 Quinn, at Washington (9.24.05)

**highest completion percentage (10 attempts)**

- 80.6 Quinn, at Purdue (10.1.05) 29-36
- 78.0 Quinn, BYU (10.22.05) 32-41
- 76.9 Sharpley, Georgia Tech (9.1.07) 10-13
- 76.3 Quinn, Purdue (9.30.06) 29-38
- 73.7 Quinn, at Air Force (11.11.06) 14-19
- 73.3 Quinn, Army (11.18.06) 22-30
- 73.0 Quinn, Stanford (10.7.06) 27-37
- 72.0 Quinn, vs. Navy (10.28.06) 18-25
- 71.0 Quinn, Navy (11.12.05) 22-31
- 69.4 Quinn, Penn State (9.9.06) 25-36

**most passing yards**

- 487 Quinn, Michigan State (9.17.05)
- 467 Quinn, BYU (10.22.05)
- 440 Quinn, at Purdue (10.1.05)
- 432 Quinn, at Stanford (11.26.05)
- 346 Quinn, North Carolina (11.4.06)
- 327 Quinn, at Washington (9.24.05)
- 319 Quinn, at Michigan State (9.23.06)
- 316 Quinn, Purdue (9.30.06)
- 304 Quinn, UCLA (10.21.06)
- 295 Quinn, Tennessee (11.5.05)
- 295 Quinn, vs. Navy (10.28.06)

**most passing yards per attempt (10 attempts)**

- 12.2 Quinn, at Purdue (10.1.05) 36-440
- 11.8 Quinn, vs. Navy (10.28.06) 25-295
- 11.4 Quinn, BYU (10.22.05) 41-467
- 11.4 Quinn, at Stanford (11.26.05) 38-432
- 10.9 Quinn, at Air Force (11.11.06) 19-207
- 9.9 Quinn, North Carolina (11.4.06) 35-346
- 9.2 Quinn, Navy (11.12.05) 31-284
- 8.9 Quinn, Tennessee (11.5.05) 33-295
- 8.9 Quinn, at Michigan State (9.23.06) 36-319
- 8.8 Quinn, at Washington (9.24.05) 37-327

**most passing yards per comp. (5 completions)**

- 17.3 Quinn, at Stanford (11.26.05) 25-432
- 16.4 Quinn, vs. Navy (10.28.06) 18-295
- 15.9 Quinn, at Michigan State (9.23.06) 20-319
- 15.2 Quinn, at Purdue (10.1.05) 29-440
- 15.0 Quinn, North Carolina (11.4.06) 23-346
- 14.8 Quinn, at Air Force (11.11.06) 14-207
- 14.8 Quinn, Michigan State (9.17.05) 33-487
- 14.8 Quinn, Tennessee (11.5.05) 20-295
- 14.6 Quinn, BYU (10.22.05) 32-467
- 13.9 Quinn, USC (11.15.05) 19-264

**most passing touchdowns**

- 6 Quinn, BYU (10.22.05)
- 5 Quinn, Michigan State (9.17.05)
- 5 Quinn, at Michigan State (9.23.06)
- 4 Quinn, at Air Force (11.11.06)
- 4 Quinn, North Carolina (11.4.06)
- 4 Quinn, Navy (11.12.05)
- 3 Quinn, at USC (11.25.06)
- 3 Quinn, Army (11.18.06)
- 3 Quinn, Tennessee (11.5.05)
- 3 Quinn, at Stanford (11.26.05)
- 3 Quinn, at Purdue (10.1.05)
- 3 Quinn, Stanford (10.7.06)
- 3 Quinn, Penn State (9.9.06)
- 3 Quinn, Michigan (9.16.06)
- 3 Quinn, vs. Navy (10.28.06)

**most passing interceptions**

- 3 Quinn, Michigan (9.16.06)
- 2 Clausen, Boston College (10.13.07)
- 2 Quinn, at Stanford (11.26.05)
- 2 Quinn, vs. LSU (1.3.07)
- 1 Sharpley, USC (10.20.07)
- 1 Quinn, Navy (11.12.05)
- 1 Quinn, at Purdue (10.1.05)
- 1 Quinn, USC (11.15.05)
- 1 Quinn, at Pittsburgh (9.3.05)
- 1 Quinn, Michigan State (9.17.05)
- 1 Quinn, at Michigan State (9.23.06)
- 1 Wolke, at Purdue (10.1.05)
- 1 Quinn, Army (11.18.06)
- 1 Clausen, at Penn State (9.8.07)
- 1 Clausen, at Michigan (9.15.07)
- 1 Sharpley, at Michigan (9.15.07)
- 1 Clausen, at Purdue (9.29.07)
- 1 Sharpley, at Purdue (9.29.07)

**highest passing efficiency rating (10 attempts)**

- 234.8 Quinn, at Air Force (11.11.06)
- 222.0 Quinn, BYU (10.22.05)
- 210.7 Quinn, vs. Navy (10.28.06)
- 205.2 Quinn, at Purdue (10.1.05)
- 186.5 Quinn, North Carolina (11.4.06)
- 184.1 Quinn, Navy (11.12.05)
- 176.8 Quinn, at Stanford (11.26.05)
- 170.3 Quinn, at Michigan State (9.23.06)
- 165.7 Quinn, Tennessee (11.5.05)
- 163.9 Quinn, Penn State (9.9.06)

**longest pass completion**

- 80 Quinn, at Stanford (11.26.05)
- 73 Quinn, Tennessee (11.5.05)
- 62 Quinn, at Michigan State (9.23.06)
- 55 Quinn, at Purdue (10.1.05)
- 52 Quinn, at Washington (9.24.05)
- 51 Quinn, at Pittsburgh (9.3.05)
- 51 Quinn, at Air Force (11.11.06)
- 50 Quinn, Michigan State (9.17.05)
- 46 Quinn, North Carolina (11.4.06)
- 45 Quinn, UCLA (Oct. 21, 2006)

**most receptions**

- 14 Stovall, BYU (10.22.05)
- 10 McKnight, Purdue (9.30.06)
- 10 Samardzija, BYU (10.22.05)

- 9 Samardzija, Army (11.18.06)
- 9 Stovall, vs. Ohio State (1.2.06)
- 9 Walker, Purdue (9.30.06)
- 8 Samardzija, vs. LSU (1.3.07)
- 8 Carlson, North Carolina (11.4.06)
- 8 Grimes, UCLA (10.21.06)
- 8 Samardzija, UCLA (10.21.06)
- 8 McKnight, Georgia Tech (9.2.06)
- 8 Samardzija, Stanford (11.26.05)
- 8 Samardzija, Washington (9.24.05)
- 8 Stovall, Navy (11.12.05)
- 8 Stovall, at Purdue (10.1.05)
- 8 Stovall, Michigan State (9.17.05)

**most receiving yards**

- 207 Stovall, BYU (10.22.05)
- 191 Samardzija, at Stanford (11.26.05)
- 177 Samardzija, North Carolina (11.4.06)
- 176 Stovall, Michigan State (9.17.05)
- 164 Samardzija, at Washington (9.24.05)
- 153 Samardzija, at Purdue (10.1.05)
- 152 Samardzija, BYU (10.22.05)
- 136 Stovall, at Stanford (11.26.05)
- 134 Stovall, at Purdue (10.1.05)
- 130 Stovall, Navy (11.12.05)

**highest avg. gain per reception (3 receptions)**

- 34.7 Tate, at Purdue (9.29.07) 3-104
- 30.3 Stovall, Syracuse (11.19.05) 3-91
- 30.2 Carlson, at Michigan State (9.23.06) 4-121
- 29.5 Samardzija, North Carolina (11.4.06) 6-177
- 24.0 Grimes, vs. Navy (10.28.06) 3-72
- 23.9 Samardzija, at Stanford (11.26.05) 8-191
- 23.5 Parris, Boston College (10.13.07) 4-94
- 22.0 Stovall, Michigan State (9.17.05) 8-176
- 21.9 Samardzija, at Purdue (10.1.05) 7-153
- 21.5 Fasano, USC (11.15.05) 4-86

**most receiving touchdowns**

- 4 Stovall, BYU (10.22.05)
- 3 Samardzija, Michigan State (9.17.05)
- 3 Samardzija, Navy (11.12.05)
- 2 Kamara, Army (11.3.07)
- 2 McKnight, Army (11.18.06)
- 2 McKnight, North Carolina (11.4.06)
- 2 McKnight, at Michigan State (9.23.06)
- 2 McKnight, Purdue (9.30.06)
- 2 Samardzija, Purdue (9.30.06)
- 2 Samardzija, at Stanford (11.26.05)
- 2 Samardzija, at Purdue (10.1.05)
- 2 Samardzija, BYU (10.22.05)
- 2 Samardzija, at Michigan State (9.23.06)
- 2 McKnight, vs. Navy (10.28.06)

**longest pass reception**

- 80 Samardzija, at Stanford (11.26.05)
- 73 Samardzija, Tennessee (11.5.05)
- 62 Carlson, at Michigan State (9.23.06)
- 55 Samardzija, at Purdue (10.1.05)
- 52 Samardzija, at Washington (9.24.05)
- 51 Walker, at Pittsburgh (9.3.05)
- 51 Samardzija, at Air Force (11.11.06)
- 50 Stovall, Michigan State (9.17.05)
- 46 Samardzija, North Carolina (11.4.06)
- 45 Samardzija, UCLA (10.21.06)

**most total offense plays**

- 67 Quinn, Michigan State (9.17.05) 7r,60p
- 59 Quinn, UCLA (10.21.06) 14r,45p
- 56 Quinn, at USC (11.25.06) 11r, 45p
- 55 Quinn, vs. Ohio State (1.2.06) 10r,45p
- 52 Quinn, Michigan (9.16.06) 4r,48p
- 48 Quinn, USC (11.15.05) 13r,35p
- 45 Quinn, BYU (10.22.05) 4r,41p
- 45 Quinn, at Georgia Tech (9.2.06) 7r,38p
- 44 Quinn, at Stanford (11.26.05) 6r,38p
- 44 Quinn, Penn State (9.9.06) 8r,36p

**The Charlie Weis  
Record Book**

44 Quinn, Purdue (9.30.06) 6r,38p

**most total offense yards gained**

479 Quinn, Michigan State (9.17.05) -8r,487p  
463 Quinn, at Purdue (10.1.05) 23r,440p  
457 Quinn, BYU (10.22.05) -10r,467p  
453 Quinn, at Stanford (11.26.05) 21r,432p  
356 Quinn, at Washington (9.24.05) 29r,327p  
348 Quinn, at USC (11.25.06) 74r, 274p  
323 Quinn, vs. Navy (10.28.06) 28r, 295p  
319 Quinn, at Michigan State (9.23.06) 0r,319p  
316 Quinn, North Carolina (11.4.06) -30r, 346p  
311 Quinn, Navy (11.12.05) 27r,284p

**highest average gain per play (20 plays)**

11.6 Quinn, at Purdue (10.1.05) 40-463  
11.1 Quinn, vs. Navy (10.28.06) 29-323  
10.3 Quinn, at Stanford (11.26.05) 44-453  
10.2 Quinn, BYU (10.22.05) 45-457  
9.1 Quinn, Navy (11.12.05) 34-311  
8.8 Quinn, at Air Force (11.11.06) 23-203  
8.7 Quinn, at Washington (9.24.05) 41-356  
8.6 Quinn, at Pittsburgh (9.3.05) 32-276  
7.7 Quinn, North Carolina (11.4.06) 41-316  
7.6 Quinn, at Michigan State (9.23.06) 42-319

**most all-purpose yards gained**

241 Walker, at Stanford (11.26.05)  
226 Allen, Navy (11.3.07)  
219 Walker, Purdue (9.30.06)  
208 Stovall, BYU (10.22.05)  
198 Walker, Stanford (10.7.06)  
193 Grimes, Michigan (9.16.06)  
193 Samardzija, at Stanford (11.26.05)  
187 Walker, Army (11.18.06)  
177 Samardzija, North Carolina (11.4.06)  
176 Stovall, Michigan State (9.17.05)

**most all-purpose attempts**

40 Walker, at Stanford (11.26.05)  
40 Walker, Purdue (9.30.06)  
31 Walker, Stanford (10.7.06)  
31 Walker, at Michigan (9.10.05)  
31 Walker, Michigan State (9.17.05)  
29 Walker, Syracuse (11.19.05)  
29 Walker, Army (11.18.06)  
27 Walker, Penn State (9.9.06)  
26 Walker, at Georgia Tech (9.2.06)  
25 Walker, UCLA (10.21.06)

**most points scored**

24 Stovall, BYU (10.22.05)  
18 T. Thomas, Navy (11.3.07)  
18 Powers-Neal, at Pittsburgh (9.3.05)  
18 Samardzija, Michigan State (9.17.05)  
18 Stovall, Navy (11.12.05)  
18 Walker, vs Ohio State (1.2.06)  
12 16 times

**most touchdowns scored**

4 Stovall, BYU (10.22.05)  
3 T. Thomas, Navy (11.3.07)  
3 Powers-Neal, at Pittsburgh (9.3.05)  
3 Samardzija, Michigan State (9.17.05)  
3 Stovall, Navy (11.12.05)  
3 Walker, vs Ohio State (1.2.06)  
2 15 times

**INDIVIDUAL RECORDS - DEFENSE****most fumble returns TD**

1 Crum, at UCLA (10.6.07)  
1 Zbikowski, Penn State (9.9.06)

**most fumble return yards**

36 Crum, at UCLA (10.6.07) 2 returns  
25 Zbikowski, Penn State (9.9.06) 1 returns

**most interception returns TD**

1 Lambert, at Michigan State (9.23.06)  
1 Walls, at Penn State (9.9.06)  
1 Smith, Boston College (10.13.07)

**most interception returns**

2 Crum, at UCLA (10.6.07)  
2 Richardson, Army (11.18.06)  
2 Lambert, at Michigan State (9.23.06)  
1 26 times

**most interception return yards**

83 Zbikowski, BYU (10.22.05) 1 returns  
73 Walls, at Penn State (9.8.07) 1 returns  
51 Ndukwe, Michigan (9.16.06) 1 returns  
46 Crum, at UCLA (10.6.07) 2 returns  
41 Wooden, Tennessee (11.5.05) 1 returns  
33 Zbikowski, Tennessee (11.5.05) 1 returns  
27 Lambert, at Michigan State (9.23.06) 2 returns  
27 Zbikowski, at Michigan (9.10.05) 1 returns  
25 Smith, Boston College (10.13.07) 1 returns  
20 Richardson, vs. LSU (1.3.07) 1 returns

**highest avg. per interception return (2 returns)**

23.0 Crum, at UCLA (10.6.07) 2-46  
13.5 Lambert, at Michigan State (9.23.06) 2-27  
0.5 Richardson, Army (11.18.06) 2-1

**most tackles**

22 Ndukwe, at Air Force (11.11.06) 15-7  
16 Brockington, Navy (11.3.07) 4-12  
16 Crum, Michigan State (9.22.07) 6-10  
15 Laws, Navy (11.3.07) 8-7  
15 Bruton, Michigan State (9.22.07) 8-7  
15 Brockington, at Air Force (11.11.06) 5-10  
14 Crum, Penn State (9.9.06) 10-4  
14 Mays, Navy (11.12.05) 4-10  
14 Zbikowski, vs. Navy (10.28.06) 10-4  
13 Crum, Navy (11.3.07) 7-6  
13 Brockington, Boston College (10.13.07) 10-3

**most quarterback sacks**

4.0 Abiamiri, at Stanford (11.26.05)  
3.0 Abiamiri, Stanford (10.7.06)  
2.0 Landri, Army (11.18.06)  
2.0 Abiamiri, North Carolina (11.4.06)  
2.0 Hoyte, at Stanford (11.26.05)  
2.0 Hoyte, at Pittsburgh (9.3.05)  
2.0 Mays, Syracuse (11.19.05)  
2.0 Abiamiri, vs. Navy (10.28.06)  
1.5 Landri, Stanford (10.7.06)  
1.5 Landri, BYU (10.22.05)

**most tackles for loss**

4.5 Landri, Army (11.18.06)  
4.5 Hoyte, at Pittsburgh (9.3.05)  
4.0 Abiamiri, at Stanford (11.26.05)  
3.5 Landri, North Carolina (11.4.06)  
3.5 Abiamiri, Stanford (10.7.06)  
3.5 Mays, Syracuse (11.19.05)  
3.0 Abiamiri, Michigan State (9.17.05)  
3.0 Crum, Jr., Tennessee (11.5.05)  
3.0 Crum, Jr., Penn State (9.9.06)  
3.0 Hoyte, at Washington (9.24.05)  
3.0 Mays, Tennessee (11.5.05)  
3.0 Laws, at Purdue (9.29.07)

**most fumbles forced**

2 Crum, at UCLA (10.6.07)  
2 Richardson, Tennessee (11.5.05)  
2 Zbikowski, at Penn State (9.8.07)  
1 29 times

**most fumbles recovered**

2 Crum, at UCLA (10.6.07)  
2 Ray Herring, at Michigan (9.15.07)

**most pass breakups**

2 Kuntz, USC (10.20.07)  
2 Stephenson, USC (10.20.07)  
2 Walls, Boston College (10.13.07)  
2 Crum, at UCLA (10.6.07)  
2 Kuntz, at UCLA (10.6.07)  
2 Laws, at UCLA (10.6.07)  
2 Kuntz, Georgia Tech (9.1.07)  
2 Frome, Purdue (9.30.06)  
2 Frome, at USC (11.25.06)  
2 Mays, at Michigan (9.10.05)  
2 Ndukwe, Tennessee (11.5.05)  
2 Ndukwe, at Stanford (11.26.05)  
2 Richardson, Syracuse (11.19.05)  
2 Richardson, at Purdue (10.1.05)  
2 Wooden, Michigan State (9.17.05)  
2 Zbikowski, at Washington (9.24.05)

**longest interception return**

83 Zbikowski, BYU (10.22.05)  
73 Walls, at Penn State (9.8.07)  
51 Ndukwe, Michigan (9.16.06)  
41 Wooden, Tennessee (11.5.05)  
33 Zbikowski, Tennessee (11.5.05)  
33 Crum, at UCLA (10.6.07)  
27 Lambert, at Michigan State (9.23.06)  
27 Zbikowski, at Michigan (9.10.05)  
25 Smith, Boston College (10.13.07)  
20 Richardson, vs. LSU (1.3.07)

**longest fumble return**

34 Crum, at UCLA (10.6.07)  
25 Zbikowski, Penn State (9.9.06)

**INDIVIDUAL RECORDS - SPECIAL TEAMS****most extra points made by kicking**

7 Fitzpatrick, at Purdue (10.1.05)  
7 Fitzpatrick, BYU (10.22.05)  
6 Fitzpatrick, Navy (11.12.05)  
6 Fitzpatrick, at Pittsburgh (9.3.05)  
6 Gioia, North Carolina (11.4.06)  
5 Walker, Navy (11.3.07)  
5 Gioia, Army (11.18.06)  
5 Fitzpatrick, Tennessee (11.5.05)  
5 Fitzpatrick, Michigan State (9.17.05)  
5 Gioia, Penn State (9.9.06)  
5 Gioia, Purdue (9.30.06)  
5 Gioia, vs. Navy (10.28.06)

**most extra points attempted by kicking**

7 Fitzpatrick, at Purdue (10.1.05)  
7 Fitzpatrick, BYU (10.22.05)  
6 Gioia, at Air Force (11.11.06)  
6 Fitzpatrick, Navy (11.12.05)  
6 Fitzpatrick, at Pittsburgh (9.3.05)  
6 Gioia, North Carolina (11.4.06)  
5 Walker, Navy (11.3.07)  
5 Gioia, Army (11.18.06)  
5 Fitzpatrick, Tennessee (11.5.05)  
5 Fitzpatrick, Michigan State (9.17.05)  
5 Gioia, Penn State (9.9.06)  
5 Gioia, at Michigan State (9.23.06)  
5 Gioia, Purdue (9.30.06)  
5 Gioia, vs. Navy (10.28.06)

**most points scored by kicking**

12 Fitzpatrick, at Washington (9.24.05)  
11 Fitzpatrick, Tennessee (11.5.05)  
11 Fitzpatrick, Michigan State (9.17.05)  
11 Gioia, Penn State (9.9.06)  
9 Fitzpatrick, Syracuse (11.19.05)  
9 Gioia, North Carolina (11.4.06)  
8 Walker, Navy (11.3.07)  
8 Gioia, vs. Navy (10.28.06)  
8 Gioia, UCLA (10.21.06)  
7 Fitzpatrick, at Purdue (10.1.05)



The Charlie Weis  
Record Book

7 Fitzpatrick, USC (11.15.05)  
7 Fitzpatrick, BYU (10.22.05)  
7 Gioia, Stanford (10.7.06)

most field goals attempted

4 Fitzpatrick, Syracuse (11.19.05)  
3 Gioia, UCLA (10.21.06)  
3 Fitzpatrick, Michigan State (9.17.05)  
3 Fitzpatrick, at Washington (9.24.05)  
5 Walker, Navy (11.3.07)  
2 Walker, at UCLA (10.6.07)  
2 Fitzpatrick, Tennessee (11.5.05)  
2 Fitzpatrick, at Stanford (11.26.05)  
2 Fitzpatrick, USC (11.15.05)  
2 Gioia, at Georgia Tech (9.2.06)  
2 Gioia, Penn State (9.9.06)

most field goals made

3 Fitzpatrick, at Washington (9.24.05)  
2 Walker, at UCLA (10.6.07)  
2 Gioia, UCLA (10.21.06)  
2 Fitzpatrick, Tennessee (11.5.05)  
2 Fitzpatrick, Syracuse (11.19.05)  
2 Fitzpatrick, Michigan State (9.17.05)  
2 Gioia, Penn State (9.9.06)  
1 Nine Times

longest field goal made

48 Walker, at UCLA (10.6.07)  
48 Fitzpatrick, Michigan State (9.17.05)  
44 Fitzpatrick, Syracuse (11.19.05)  
43 Fitzpatrick, at Michigan (9.10.05)  
40 Gioia, vs. Navy (10.28.06)  
39 Fitzpatrick, at Washington (9.24.05)  
36 Fitzpatrick, Tennessee (11.5.05)  
35 Gioia, Stanford (10.7.06)  
35 Gioia, Penn State (9.9.06)  
33 Gioia, UCLA (10.21.06)

most punts

10 Price, USC (10.20.07)  
9 Price, at UCLA (10.6.07)  
9 Price, at Penn State (9.8.07)  
9 Fitzpatrick, at Michigan (9.10.05)  
7 Price, at Michigan (9.15.07)  
7 Price, Georgia Tech (9.1.07)  
7 Price, Michigan (9.16.06)  
7 Price, at Michigan State (9.23.06)  
6 Price, Boston College (10.13.07)  
6 Price, Michigan State (9.22.07)  
6 Price, UCLA (10.21.06)  
6 Fitzpatrick, vs Ohio State (1.2.06)

most yards punting

450 Price, USC (10.20.07)  
404 Price, at Penn State (9.8.07)  
371 Fitzpatrick, at Michigan (9.10.05)  
363 Price, Michigan (9.16.06)  
363 Price, at UCLA (10.6.07)  
303 Price, at Michigan (9.15.07)  
303 Price, at Michigan State (9.23.06)  
268 Price, Georgia Tech (9.1.07)  
254 Fitzpatrick, vs Ohio State (1.2.06)  
253 Price, Boston College (10.13.07)

highest average yards per punt (3 punts)

51.9 Price, Michigan (9.16.06) 7-363  
50.4 Price, at Georgia Tech (9.2.06) 5-252  
47.4 Price, vs. LSU (1.3.07) 5-237  
45.8 Price, North Carolina (11.4.06) 5-229  
45.7 Fitzpatrick, at Pittsburgh (9.3.05) 3-137  
45.7 Price, Purdue (9.30.06) 3-137  
45.0 Price, USC (10.20.07) 10-450  
44.2 Fitzpatrick, BYU (10.22.05) 5-221  
44.8 Price, at Penn State (9.8.07) 9-403  
44.0 Price, Penn State (9.9.06) 3-132  
44.0 Maust, at Purdue (9.29.07) 3-132

most punts downed inside 20

3 Price, Boston College (10.13.07)  
3 Price, at UCLA (10.6.07)  
3 Price, Purdue (9.30.06)  
2 Price, at Michigan (9.15.07)  
2 Price, North Carolina (11.4.06)  
2 Fitzpatrick, vs Ohio State (1.2.06)  
2 Fitzpatrick, Syracuse (11.19.05)  
2 Fitzpatrick, USC (11.15.05)  
2 Fitzpatrick, Michigan State (9.17.05)  
2 Price, Penn State (9.9.06)  
2 Price, Michigan (9.16.06)  
2 Maust, at Purdue (9.29.07)

longest punt

62 Price, Penn State (9.9.06)  
61 Price, at Georgia Tech (9.2.06)  
60 Fitzpatrick, at Michigan (9.10.05)  
59 Price, Michigan (9.16.06)  
57 Price, at Penn State (9.8.07)  
56 Price, Michigan State (9.22.07)  
56 Price, Michigan (9.16.06)  
56 Price, Boston College (10.13.07)  
55 Price, at Michigan (9.16.07)  
55 Price, Georgia Tech (9.1.07)  
55 Price, Army (11.18.06)  
55 Price, vs. LSU (1.3.07)

longest punt return

78 Zbikowski, Tennessee (11.5.05)  
60 Zbikowski, USC (11.15.05)  
52 Zbikowski, North Carolina (11.4.06)  
47 Zbikowski, at Penn State (9.8.07)  
32 Zbikowski, Navy (11.3.07)  
25 Zbikowski, at Michigan State (9.23.06)  
25 Zbikowski, at Washington (9.24.05)  
23 Zbikowski, at Pittsburgh (9.3.05)  
19 Zbikowski, at Michigan (9.10.05)  
18 Zbikowski, Michigan State (9.17.05)  
18 Zbikowski, Boston College (10.13.07)

longest kick return

50 Grimes, North Carolina (11.4.06)  
46 Grimes, at Georgia Tech (9.2.06)  
40 Tate, at Michigan (9.15.07)  
40 Grimes, at Purdue (10.1.05)  
38 Allen, Navy (11.3.07)  
36 Hord, Tennessee (11.5.05)  
33 Allen, USC (10.20.07)  
33 Allen, at Purdue (9.29.07)  
33 Grimes, BYU (10.22.05)  
33 West, at Georgia Tech (9.2.06)

most punt returns

6 Zbikowski, at Stanford (11.26.05)  
4 Zbikowski, USC (11.15.05)  
4 Zbikowski, at Georgia Tech (9.2.06)  
3 Zbikowski, Boston College (10.13.07)  
3 Zbikowski, Army (11.18.06)  
3 Zbikowski, North Carolina (11.4.06)  
3 Zbikowski, Tennessee (11.5.05)  
3 Zbikowski, Syracuse (11.19.05)  
2 Zbikowski, Navy (11.3.07)  
2 West, North Carolina (11.4.06)  
2 Zbikowski, BYU (10.22.05)  
2 Zbikowski, Penn State (9.9.06)  
2 Zbikowski, Michigan State (9.17.05)  
2 Zbikowski, at Washington (9.24.05)

most punt return yards

118 Zbikowski, Tennessee (11.5.05) 3 returns  
87 Zbikowski, USC (11.15.05) 4 returns  
69 Zbikowski, North Carolina (11.4.06) 3 returns  
37 Zbikowski, Navy (11.3.07) 2 returns  
34 Zbikowski, Boston College (10.13.07) 3 returns  
34 Zbikowski, at Stanford (11.26.05) 6 returns  
31 Zbikowski, at Washington (9.24.05) 2 returns

30 Zbikowski, at Georgia Tech (9.2.06) 4 returns  
25 Zbikowski, at Michigan State (9.23.06) 1 returns  
23 Zbikowski, at Pittsburgh (9.3.05) 1 returns

highest avg. gain per punt return (2 returns)

39.3 Zbikowski, Tennessee (11.5.05) 3-118  
23.0 Zbikowski, North Carolina (11.4.06) 3-69  
21.8 Zbikowski, USC (11.15.05) 4-87  
18.5 Zbikowski, Navy (11.3.07) 2-37  
15.5 Zbikowski, at Washington (9.24.05) 2-31  
11.3 Zbikowski, Boston College (10.13.07) 3-34  
11.0 Zbikowski, Michigan State (9.17.05) 2-22  
7.5 West, North Carolina (11.4.06) 2-15  
7.5 Zbikowski, BYU (10.22.05) 2-15  
7.5 Zbikowski, at Georgia Tech (9.2.06) 4-30

most kick returns

6 Grimes, Michigan (9.16.06)  
5 Tate, at Michigan (9.15.07)  
5 Zbikowski, at USC (11.25.06)  
5 Allen, Georgia Tech (9.1.07)  
4 Allen, Navy (11.3.07)  
4 Grimes, vs. LSU (1.3.07)  
4 Grimes, at Stanford (11.26.05)  
3 Allen, USC (10.20.07)  
3 Allen, Boston College (10.13.07)  
3 Allen, at UCLA (10.6.07)  
3 Tate, Michigan State (9.22.07)  
3 Allen, at Penn State (9.8.07)  
3 Grimes, North Carolina (11.4.06)  
3 Grimes, UCLA (10.21.06)  
3 Grimes, BYU (10.22.05)  
3 Hord, Tennessee (11.5.05)  
3 Walls, Stanford (10.7.06)  
3 West, at Michigan State (9.23.06)

most kick return yards

145 Grimes, Michigan (9.16.06) 6 returns  
133 Tate, at Michigan (9.15.07) 5 returns  
115 Allen, Navy (11.3.07) 4 returns  
107 Zbikowski, at USC (11.25.06) 5 returns  
101 Grimes, North Carolina (11.4.06) 3 returns  
97 Grimes, at Stanford (11.26.05) 4 returns  
84 Allen, Georgia Tech (9.1.07) 5 returns  
80 West, vs. LSU (1.3.07) 4 returns  
73 Allen, at UCLA (10.6.07) 3 returns  
72 Allen, USC (10.20.07) 3 returns

highest avg. gain per kick return (2 returns)

33.7 Grimes, North Carolina (11.4.06) 3-101  
31.0 Grimes, at Purdue (10.1.05) 2-62  
28.8 Allen, Navy (11.3.07) 4-115  
26.6 Tate, at Michigan (9.15.07) 5-133  
24.3 Allen, at UCLA (10.6.07) 3-73  
24.2 Grimes, at Stanford (11.26.05) 4-97  
24.2 Grimes, Michigan (9.16.06) 6-145  
24.0 Allen, USC (10.20.07) 3-72  
23.7 West, at Michigan State (9.23.06) 3-71  
23.5 West, Army (11.18.06) 2-47

most blocked kicks

2 Anastasio, Syracuse (11.19.05)  
2 Landri, North Carolina (11.4.06)  
1 Laws, Georgia Tech (9.1.07)  
1 Quinn, S., at USC (11.25.06)  
1 Landri, Army (11.18.06)  
1 Laws, North Carolina (11.4.06)  
1 Anastasio, at Washington (9.24.05)  
1 Landri, Michigan (9.16.06)  
1 Laws, at Air Force (11.11.06)  
1 Laws, vs Ohio State (1.2.06)  
1 Laws, at Purdue (10.1.05)  
1 Ndukwe, vs Ohio State (1.2.06)

**34**

**HB**  
**6-0, 222**  
**So.**



**James Aldridge**  
**Crown Point, Ind.**

**2007 SEASON:** Led the Irish in rushing against Navy with 125 yards (11/3) ... this was a career high rushing game against the Midshipmen ... did not see playing time against USC (10/20) ... reached over 100 career rushes against Boston College (10/13) ... led the Irish in rushing with 52 yards against UCLA (10/6) ... recorded five rushes for nine yards against Purdue (9/29) ... led the Irish in rushing for the second straight game with 104 yards, including a career-high (and team season-high) carry of 43 yards in the second quarter against Michigan State (9/22) ... became first Irish running back to top 100 yards in first career start since Tony Fisher against Kansas on Aug. 28, 1999 ... first running back to eclipse 100 yards, other than departed Darius Walker, since Ryan Grant against Navy on Oct. 16, 2004 ... led the team in rushing with 51 yards against Michigan (9/15) ... saw action against Penn State with one carry on the day for a loss of three yards (9/8) ... one of three halfbacks to get a carry in the season opener vs. Georgia Tech (9/1) ... gained 19 yards on six rushes while splitting time with four other running backs against the Yellow Jackets.

**CAREER RUSHING STATISTICS**


Year	Att	Yds	Avg	TD
2006	37	142	3.8	0
2007	99	374	3.8	0
<b>Total</b>	<b>136</b>	<b>516</b>	<b>3.8</b>	<b>0</b>

**CAREER RECEIVING STATISTICS**

Year	Rec	Yds	Avg	TD
2006	0	0	0.0	0
2007	4	23	5.8	0
<b>Total</b>	<b>4</b>	<b>23</b>	<b>5.8</b>	<b>0</b>

**5**

**HB**  
**5-10, 190**  
**Fr.**



**Armando Allen**  
**Opa Locka, Fla.**

**2007 SEASON:** Recorded 226 yards of total against Navy (11/3) ... that effort ranks as tied for the 11th most all-purpose yards in single-game Irish history ... registered a new long kickoff return of 38 yards against Navy ... racked up 91 yards rushing against the Midshipmen ... led the team with 58 yards on 11 rushes against USC (10/20) ... had three receptions for 16 yards against Boston College (10/13)

... increased his all purpose yards per game to 81.5 after the UCLA game (10/6) ... had three kick-off returns for 73 yards with a long of 31 yards vs. the Bruins ... recorded season long kickoff return of 33 yards against Purdue (9/29) ... finished the day with four returns for 80 yards ... had 25 yards rushing on six carries vs. the Boilermakers ... increased his kick return average to 19.3 yards per return against Michigan State (9/22) ... returned one kick for 23 yards versus the Spartans ... had nine carries for 24 yards against Michigan ... became the first freshman to start at running back (at Penn State) since Darius Walker against Purdue (10/2/04) had eight carries for eleven net yards against Penn State ... recorded six receptions for 38 yards, both were team-highs against the Nittany Lions ...led the Irish with 116 all-purpose yards against the Nittany Lions... one of three halfbacks to get a carry in the season opener vs. Georgia Tech (9/1) ... gained 25 yards on three rushes while splitting time with four other running backs against the Yellow Jackets.

**CAREER RUSHING STATISTICS**

Year	Att	Yds	Avg	TD
2007	62	275	4.4	0

**CAREER RECEIVING STATISTICS**

Year	Rec	Yds	Avg	TD
2007	19	81	4.3	0

**CAREER KICK RETURN STATISTICS**

Year	Ret	Yds	Avg	TD	Long
2007	26	570	21.9	0	38

**CAREER ALL PURPOSE STATISTICS**

Year	Rush	Rec	PR	KR	Avg/G
2007	275	81	0	570	102.9

**52**

**ILB**  
**6-2, 240**  
**Sr.**



**Joe Brockington**  
**Palmyra, Pa.**

**2007 SEASON:** Led the Irish in tackles with a career-high 16 (four solo, 12 assisted) against Navy (11/3) ... made six tackles (two solo, four assist) and one tackle for a loss of a yard versus USC (10/20) ... led the Irish in both solo and total tackles (10 solo, 13 total) against Boston College (10/13) ... His thirteen tackles against the Eagles was a season-high ... recorded six tackles (four solo/ two assist) against UCLA (10/6) ... made one tackle for a loss of a yard vs. teh Bruins ...led the Irish in tackles with nine (six solo/three assist) against Purdue (9/29) ... recorded seven tackles (three solo, four assist) against Michigan State (9/22) ... had five tackles against Michigan (9/15) ... along with teammate Trevor Laws, led the Irish with 10 tackles (six solo, four assist) against Penn State (9/8) ... recorded 1.5 tackles for a total loss of two yards vs the Nittany Lions... started the season opener for

the first time in his career against Georgia Tech (9/1) ... in his 10th career start, recorded seven tackles and registered one quarterback hurry versus the Yellow Jackets.

**CAREER STATISTICS**


Year	G-GS	Solo	Asst	Total	TFL
2003	DNP				
2004	11-0	1	2	3	0.0-0
2005	11-0	4	5	9	1.0-1
2006	13-9	23	36	59	2.0-8
2007	9-7	40	39	79	5.5-10
<b>Total</b>	<b>44-16</b>	<b>63</b>	<b>82</b>	<b>144</b>	<b>8.5-19</b>

**CAREER STATISTICS**

Year	G-GS	Sck	PBU	FF	FR
2003	DNP				
2004	11-0	0.0-0	0	0	0
2005	11-0	0.0-0	0	0	0
2006	13-9	1.0-6	1	0	0
2007	9-7	0.0-0	0	0	1
<b>Total</b>	<b>44-16</b>	<b>1.0-6</b>	<b>1</b>	<b>0</b>	<b>1</b>

**94**

**DE**  
**6-3, 261**  
**Sr.**



**Justin Brown**  
**Clinton, Md.**

**2007 SEASON:** Recorded four tackles (one solo, three assisted) against Navy (11/3) ... made one assisted and two solo tackles against USC (10/20) ... did not see playing time against Purdue ... recorded eight tackles against Michigan (9/15) ... recorded 1.5 tackles for a loss of 13 yards, a career game high against Penn State (9/8) ... recorded 0.5 for a sack against the Nittany Lions ...finished the game with a total of three tackles (two solos, one assist) for a season game high ... started second career game and first season opener at Notre Dame ... first start since 11/25/05 at Stanford ... recorded one assisted tackle against Georgia Tech (9/1) before being ejected in the second quarter.

**CAREER STATISTICS**

Year	G-GS	Solo	Asst	Total	TFL
2004	DNP				
2005	12-1	9	3	12	1.0-2
2006	4-0	1	5	6	1.5-10
2007	7-2	9	10	19	2.0-13
<b>Total</b>	<b>23-3</b>	<b>19</b>	<b>18</b>	<b>35</b>	<b>3.5-25</b>

**CAREER STATISTICS**

Year	G-GS	Sck	PBU	FF	FR
2004	DNP				
2005	12-1	0.0-0	0	0	0
2006	4-0	1.5-10	1	1	0
2007	7-2	0.5-2	0	0	0
<b>Total</b>	<b>23-3</b>	<b>2.0-12</b>	<b>1</b>	<b>1</b>	<b>0</b>

27

DS  
6-2, 207  
Jr.



David Bruton  
Miamisburg, Ohio

**2007 SEASON:** Made four tackles (two solo, two assisted) against Navy (11/3) ... had one forced fumble against USC (10/20) ... made two solo and 3 assisted tackles vs. the Trojans ... had six solo tackles against the BC Eagles (10/13) ... recorded one interception with a 17-yard return against UCLA to set up first Irish touchdown (10/6) ... made four solo tackles vs. the Bruins ... recorded three solo tackles against Purdue (9/29) ... led the Irish in solo tackles with eight (totalled 15) against Michigan State (9/22) ... added an interception against the Spartans in the second quarter ... led the Irish with nine tackles against Michigan (9/15) ... suited up against Penn State, making two tackles (one solo, one assist) (9/8)... started first career game in season opener vs. Georgia Tech (9/1) ... recorded best game in his Irish career, recording career-highs with nine tackles, two tackles for loss and one sack.

**CAREER STATISTICS**

Year	G-GS	Solo	Asst	Total	TFL
2005	11-0	10	4	14	0.0-0
2006	12-0	12	6	18	1.0-1
2007	9-8	37	20	57	3.5-14
<b>Total</b>	<b>32-8</b>	<b>59</b>	<b>30</b>	<b>89</b>	<b>4.5-15</b>

Year	G-GS	Sck	PBU	FF	FR
2005	11-0	0.0-0	1	0	0
2006	12-0	0.0-0	0	0	0
2007	9-8	1.0-10	1	1	1
<b>Total</b>	<b>32-8</b>	<b>1.0-10</b>	<b>2</b>	<b>1</b>	<b>1</b>

89

TE  
6-6, 255  
Sr.



John Carlson  
Litchfield, Minn.

**2007 SEASON:** Caught a pass from quarterback Evan Sharpley for 16 yards to convert a fourth and 14 in the fourth quarter against Navy (11/3) ... on the day made four recpetions for 40 yards ... made four recpetions for a total of 28 yards versus USC (10/20) with a long of 15 yards ... picked up his 80th career reception in the first quarter against Boston College (10/13) ... now with a total of 82 receptions, he stands third all-time in Irish tight end history ... after four catches for 29 yards vs. the Eagles, leads the team in receptions with 22 ... led the Irish in

receiving with six catches for 38 yards against UCLA (10/6) ... recorded his first touchdown of the season against Purdue (9/29) ... a five yard pass from Jimmy Clausen in the third quarter ... had a season high five receptions for 30 yards ... had one reception for 16 yards against Michigan State (9/22) ... brought down two receptions for 13 yards against Michigan (9/15) ... in second start of the season, had one reception (five yards) against Penn State (9/8)... tied for the team-lead with three receptions against Georgia Tech (9/1), going for 29 yards and picking up one first down in the process ... moved into third place in career catches by a tight end at Notre Dame.

**CAREER STATISTICS**

Year	G-GS	Rec	Yds	Avg	TD
2003	DNP				
2004	12-2	6	31	5.2	0
2005	12-6	7	56	8.0	1
2006	11-11	47	634	13.5	4
2007	9-9	30	228	7.6	1
<b>Total</b>	<b>44-28</b>	<b>90</b>	<b>949</b>	<b>10.5</b>	<b>6</b>

7  
QB  
6-3, 207  
Fr.



Jimmy Clausen  
Westlake Village, Calif.

**2007 SEASON:** Did not see action against Navy (11/3) ... did not see playing time against USC (10/20) ... went 7-for-20 for 60 yards against Boston College (10/13) ... recorded his first rushing touchdown of Irish career with a one-yard run against UCLA (10/6) ... was 17-27 for 84 yards passing ... threw first touchdown pass of his Irish career to John Carlson in the third quarter against Purdue (9/29) ... completed 18-of-26 passes for 169 yards including a long pass of 36 yards vs. the Boilermakers ... completed 7-of-13 pass attempts for 53 yards against Michigan State (9/22) ... completed 11-of-17 passes for 74 yards in second career start against Michigan (9/15) ... made earliest (second game of the season) freshman QB debut in Notre Dame history against Penn State (9/8) ... connected with Irish receivers on 17-of-32 attempts, committing one interception vs the Nittany Lions ... found wide receiver Robby Parris for a 35-yard completion, the longest of the day ... finished against the Nittany Lions with 144 passing yards ... one of three quarterbacks to play in the season opener vs. Georgia Tech (9/1) ... completed 4-of-6 passes for 34 yards ... becomes the eighth freshman to ever start at quarterback for Notre Dame (since 1951)

**CAREER PASSING STATISTICS**

Year	G-GS	C-A-I	Pct	Yds	TD
2007	7-6	81-131-5	61.8	618	1

**CAREER RUSHING STATISTICS**

Year	Att	Yds	Avg	TD
2007	37	-138	-3.7	1

40

ILB  
6-0, 230  
Sr.



Maurice Crum, Jr.  
Riverview, Fla.

**2007 SEASON:** Had 13 tackles (seven solo, six assisted) and a forced fumble against Navy (11/3) ... made three tackles for the Irish (one solo, two assist) against USC (10/20) ... started against Boston College but left game due to injury (10/13) ... also leads the team in turnovers with four ... named Walter Camp Defensive Player of the Week following incredible performance at UCLA (10/6)... had two fumble recoveries, one with a return for a touchdown, and one forced fumble ... also had two interceptions for 46 yards vs. the Bruins ... first Irish player to ever record two forced fumbles, two fumble recoveries and two INTs in the same game ... set new school record for turnovers forced (four) ... recorded two tackles against Purdue (one solo, one assist) (9/29) ... led the Irish with 16 tackles (six solo, 10 assist) against Michigan State (9/22) ... previous career-high for tackles in a game was 14 set last season against Penn State ... has led the Irish in tackles on six different occasions over his career ... game also marked the third of his career with 10 or more tackles ... the 16 tackles are the most for an Irish player since Chinedum Ndukwe had 22 stops at Air Force on Nov. 11, 2006 ... assisted on six tackles and recorded a solo tackle for a total of seven against Michigan (9/15) ... was a force in the second -game of the season with six tackles (3 solo, 3 assist) against Penn State (9/8) ... led the linebackers and tied with two others (Bruton, Laws) with a team-high nine tackles vs. Georgia Tech (9/1).

**CAREER STATISTICS**

Year	G-GS	Solo	Asst	Total	TFL
2004	DNP				
2005	12-12	32	25	57	3.0-5
2006	13-13	47	53	100	10.0-55
2007	9-9	28	36	64	4.5-21
<b>Total</b>	<b>34-34</b>	<b>107</b>	<b>114</b>	<b>221</b>	<b>17.5-81</b>

Year	G-GS	Sck	PBU	FF	FR	INT
2004	DNP					
2005	12-12	0.0-0	1	1	0	0
2006	13-13	4.0-38	3	1	0	0
2007	9-9	1.0-8	5	3	2	2
<b>Total</b>	<b>34-34</b>	<b>5.0-46</b>	<b>9</b>	<b>5</b>	<b>2</b>	<b>2</b>

72

OT  
6-7, 308  
Jr.



Paul Duncan  
Dallas, Ga.

**2007 SEASON:** Made sixth career start at right tackle against USC (10/20) ... Made fourth career start at right tackle against UCLA (10/6) ... Made third consecutive start at right tackle against Purdue (9/29) ... made second consecutive start at right tackle against Michigan State (9/22) ... made first career start at right tackle against Michigan (9/15) ... started at left tackle vs Penn State (9/8)... made first career start at Notre Dame when he opened at left tackle against Georgia Tech (9/1).

**CAREER STATISTICS**

Year	G-GS	Time
2005	5-0	23:45
2006	12-0	84:09
2007	9-9	
<b>Total</b>	<b>26-9</b>	<b>107:54</b>

11

WR  
5-10, 177  
Jr.



David Grimes  
Detroit, Mich.

**2007 SEASON:** Caught two passes for four yards against the Navy Midshipmen (11/3) ... did not play at UCLA (10/6) or against Boston College (10/13) due to an injured ankle ... recorded 34 yards on three catches vs. Purdue (9/29) ... had three receptions for 24 yards against Michigan State (9/22) ... recorded three receptions for ten yards against Michigan (9/15) ... led the Notre Dame wide receivers, pulling in five completions from quarterback Jimmy Clausen for a team-high 45 receiving yards against Penn State (9/8) ... started the season opener for the first time in his career ... recorded one reception for four yards against Georgia Tech.

**CAREER RECEIVING STATISTICS**


Year	G-GS	Rec	Yds	Avg	TD
2005	12-1	2	19	9.5	0
2006	12-7	26	336	12.9	2
2007	7-5	17	121	7.1	0
<b>Total</b>	<b>31-13</b>	<b>45</b>	<b>476</b>	<b>10.6</b>	<b>2</b>

**CAREER KICK RETURN STATISTICS**

Year	Ret	Yds	Avg	TD	Long
2005	15	338	22.5	0	40
2006	21	514	24.5	0	50
2007	0	0	0.0	0	0
<b>Total</b>	<b>36</b>	<b>852</b>	<b>23.7</b>	<b>0</b>	<b>50</b>

1

WR  
6-1, 196  
Jr.



D.J. Hord  
Lee's Summit, Mo.

**2007 SEASON:** Recorded one reception for two yards against UCLA (10/6) ... suited up at wide receiver vs. Penn State and saw meaningful snaps with the Irish (9/8) ... made first appearance since injuring his Achilles prior to the 2006 season against Georgia Tech (9/1) ... logged first meaningful snaps at during his time at Notre Dame when he lined up at wide receiver vs. the Yellow Jackets ... registered first reception for five yards.

**CAREER RECEIVING STATISTICS**

Year	G-GS	Rec	Yds	Avg	TD
2005	6-0	0	0	0.0	0
2006	DNP				
2007	6-0	2	7	3.5	0
<b>Total</b>	<b>11-0</b>	<b>2</b>	<b>7</b>	<b>3.5</b>	<b>0</b>

**CAREER KICK RETURN STATISTICS**

Year	Ret	Yds	Avg	TD	Long
2005	7	123	17.6	0	36
2006	DNP				
2007	0	0	0.0	0	0
<b>Total</b>	<b>7</b>	<b>123</b>	<b>17.6</b>	<b>0</b>	<b>36</b>

18

WR  
6-5, 222  
Fr.



Duval Kamara  
Hoboken, N.J.


**2007 SEASON:** Led the team with five receptions (44 yards), including two touchdown receptions (one in overtime) against Navy (11/3) ... led the team with four receptions for 33 yards against USC (10/20) ... made first career start for the Irish at wide receiver against Boston College (10/13) ... made two receptions for 19 yards vs. BC ... recorded two catches for 20 yards against UCLA (10/6) ... had six catches for 68 yards against Purdue (9/29) ... recorded first touchdown of the season on a seven-yard pass from Sharpley ... recorded a long reception of 23 yards vs. the Boilermakers ... recorded one reception for nine yards against Michigan State (9/22) ... had one reception for 14 yards against Michigan (9/15) ... recorded one reception against Penn State for six yards (9/8) ... one of nine freshman to pick up their first career action for the Irish in the season opening loss against Georgia Tech ... recorded two receptions for 19 yards against the Yellow Jackets.

**CAREER RECEIVING STATISTICS**

Year	G-GS	Rec	Yds	Avg	TD
2007	9-3	24	232	9.6	3

96

NT  
6-3, 285  
Jr.



Pat Kuntz  
Indianapolis, Ind.

**2007 SEASON:** Started against Navy but then left the game in the first quarter due to injury (11/3) ... made one tackle for a loss of a yard and had two pass break-ups against USC (10/20) ... had a total of five tackles on the day (two solo, three assist)vs. the Trojans ... recorded five tackles (two solo, three assisted) and a broken up pass against Boston College (10/13) ... led the Irish in tackles with eight (six solo/two assisted) against UCLA (10/6) ... had two pass breakups on the day vs. the Bruins ... recorded two tackles (one solo/one assist) vs. Purdue (9/29) ... had three assisted tackles and a pass breakup against Michigan State (9/22) ... recorded six tackles against Michigan in third start of the season (9/15) ... had second start of the season at Penn State (9/8) ... recorded career-high eight tackles (three solo, eight assist) and had 0.5 tackles for a loss of one yard ... started as the anchor of the defensive line in the season opener vs. Georgia Tech (9/1) ... notched two tackles and paced the Irish with a game-high two pass break-ups.

**CAREER STATISTICS**

Year	G-GS	Solo	Asst	Total	TFL
2005	9-0	1	3	4	0.0-0
2006	12-0	5	2	7	0.5-3
2007	9-9	17	21	38	1.5-2
<b>Total</b>	<b>30-9</b>	<b>23</b>	<b>26</b>	<b>49</b>	<b>2.0-5</b>

**CAREER STATISTICS**

Year	G-GS	Sck	PBU	FF	FR
2005	9-0	0.0-0	0	0	0
2006	12-0	0.5-3	0	0	1
2007	9-9	0.0-0	9	0	0
<b>Total</b>	<b>30-9</b>	<b>0.5-3</b>	<b>9</b>	<b>0</b>	<b>1</b>

20

DB  
5-11, 191  
Jr.



Terrail Lambert  
Oxnard, Calif.

**2007 SEASON:** Assisted on two tackles against Navy (11/3) ... made seven tackles (two solo, five assist) against USC (10/20) ... had four tackles (two solo, 2 assisted) against Boston College (10/13) ... recorded first interception of the season vs. the Bruins (10/6) ... had three tackles (one solo/ two assist) against UCLA ...recorded

three solo tackles against Purdue (9/29) ... had one solo tackle in his fourth start of the season against Michigan State (9/22) ... recorded one tackle in his second start of the season at cornerback against Penn State (9/8) ... started the season opener for the first time when he started at right cornerback against Georgia Tech (9/1) ... ranked fifth on the team and second in the defensive backfield with six tackles.

**CAREER STATISTICS**

Year	G-GS	Solo	Asst	Total	TFL
2004	DNP				
2005	12-0	7	1	8	0.0-0
2006	13-10	30	10	40	1.5-9
2007	9-9	15	13	28	0.0-0
<b>Total</b>	<b>34-19</b>	<b>52</b>	<b>24</b>	<b>76</b>	<b>1.5-9</b>

Year	G-GS	Sck	PBU	FF/FR	INT
2004	DNP				
2005	12-0	0.0-0	1	0/0	0
2006	13-10	0.5-6	1	1/0	3
2007	9-9	0.0-0	0	0/0	1
<b>Total</b>	<b>34-19</b>	<b>0.5-6</b>	<b>2</b>	<b>1/0</b>	<b>4</b>

**98**

**DE**  
**6-1, 296**  
**Sr.**



**Trevor Laws**  
**Burnsville, Minn.**


**2007 SEASON:** Led the Irish in solo tackles with eight against Navy (11/3) ... Had a career high 15 tackles (eight solo, 7 assisted) against the Midshipmen ... had nine tackles (three solo, six assist) against USC ... made 0.5 tackles for a loss of a yard and had one quarterback hurry vs. the Trojans ... blocked a 34-yard field goal attempt in the second quarter against Boston College (10/13) ... made 11 tackles (four solo, seven assist) vs. the Eagles ... batted down two UCLA passes, with one tip bringing up a Bruins fourth down (10/6) ... brought down five tackles with one sack for a loss of nine yards vs. the Bruins ... made 31st straight start for Notre Dame ... recorded six tackles (five solo/one assist) vs. Purdue (9/29) ... had three tackles for a loss of 20 yards ... recorded one sack for a loss of 11 yards against the Boilermakers ... assisted on nine tackles against Michigan State (9/22) ... recovered the ball after a Spartan fumble in the first quarter ... recorded seven tackles in his 28th consecutive start for the Fighting Irish against Michigan (9/15) ... once again led the Irish with 10 total tackles (tied with teammate Joe Brockington) (six solo, four assist) ... had one fumble recovery against the Nittany Lions with no return (9/8) ... led the defensive line and tied for the team lead with nine tackles ... added one quarterback hurry and blocked fourth field goal of his career against the Yellow Jackets.

**CAREER STATISTICS**

Year	G-GS	Solo	Asst	Total	TFL
2003	DNP				
2004	12-0	8	9	17	2.0-11
2005	12-12	8	25	33	3.0-17
2006	13-13	22	40	62	9.5-40
2007	9-9	38	44	82	6.0-33
<b>Total</b>	<b>46-34</b>	<b>71</b>	<b>117</b>	<b>188</b>	<b>14.0-101</b>

Year	G-GS	Sck	PBU	FF	FR
2003	DNP				
2004	12-0	1.0-8	2	1	1
2005	12-12	1.5-13	1	0	0
2006	13-13	3.5-24	2	1	1
2007	9-9	2.0-20	4	0	2
<b>Total</b>	<b>46-34</b>	<b>8.0-65s</b>	<b>9</b>	<b>2</b>	<b>4</b>

**8**  
**DB**  
**6-0, 187**  
**So.**



**Raeshon McNeil**  
**Cooleemee, N.C.**

**2007 SEASON:** Started first career game with the Irish vs. Purdue (9/23) ... made one assisted tackle ... recorded a pass break-up vs. the Boilermakers ... recorded a season high five tackles (four solo, one assist) against Michigan (9/15) ... did not see playing time in the second game of the season against Penn State (9/8) ... played as a reserve defensive back against Georgia Tech (9/1) ... appeared on special teams and as a defensive back in the dime package.


**CAREER STATISTICS**

Year	G-GS	Solo	Asst	Total	TFL
2006	11-0	2	2	4	0.0-0
2007	8-1	4	3	7	0.0-0
<b>Total</b>	<b>19-1</b>	<b>6</b>	<b>5</b>	<b>11</b>	<b>0.0-0</b>

Year	G-GS	Sck	PBU	FF/FR	INT
2006	11-0	0.0-0	0	0/0	0
2007	8-1	0.0-0	2	0/0	0
<b>Total</b>	<b>19-1</b>	<b>0.0-0</b>	<b>2</b>	<b>0/0</b>	<b>0</b>

**82**

**WR**  
**6-4, 209**  
**So.**



**Robby Parris**  
**Olmsted Falls, Ohio**

**2007 SEASON:** Had two receptions for 25 yards including a long of 21 yards against Navy (11/3) ... made three receptions for 15 yards against USC (10/20) ... led the Irish in receiving against Boston College (10/13) ... grabbed the first touchdown of his Irish career ... recorded a career high 94 yards on four catches vs. the

Eagles ... had three receptions for 13 yards against UCLA (10/6) ... made a career high seven catches for 93 yards, leading the Irish against Purdue (9/29) ... pulled in one reception vs. Michigan for seven yards (9/15) ... recorded only one reception, the longest of the day at 35 yards against Penn State (9/8) ... reception against the Nittany Lions was also longest in career ... saw first meaningful snaps of his Notre Dame career in the season opener vs Georgia Tech (9/1) ... recorded three receptions for 30 yards.

**CAREER RECEIVING STATISTICS**

Year	Rec	Yds	Avg	TD
2006	1	7	7.0	0
2007	24	312	13.0	1
<b>Total</b>	<b>25</b>	<b>319</b>	<b>12.8</b>	<b>1</b>

**17**

**P**  
**6-3, 208**  
**Sr.**



**Geoff Price**  
**Hurst, Texas**

**2007 SEASON:** Made ninth boot of 50 yards or more this season with 53-yard punt against USC (10/20) ... picked up his eighth punt of 50 yards or more this season against the Eagles of Boston College (10/13) ... recorded nine punts for 363 yards against the UCLA Bruins (10/6) ... did not see playing time vs. Purdue ... for the second straight game, registered two punts over 50 yards (Michigan State, 9/22 and Michigan, 9/15) ... now has 20 career punts over 50 yards ... knocked two punts in the 20-yard line vs. the Wolverines ... increased average to 44.8 yards vs Penn State, the second game of the season (9/8) ... recorded a long punt of 57 yards, his longest on the season and 16th career punt of at least 50 yards ... punt was just 5 yards shy of career longest punt of 62 yards recorded in 2006 ... recorded career-highs of nine punts on the day for 403 total yards against the Nittany Lions ... averaged 38.3 yards on seven punts in season opener vs Georgia Tech (9/1).

**CAREER STATISTICS**

Year	G-GS	Punts	Yds	Avg	Long
2003	DNP				
2004	2-0	2	89	44.5	51
2005	DNP				
2006	12-0	50	2272	45.4	62
2007	9-0	54	2260	41.9	57
<b>Total</b>	<b>23-0</b>	<b>106</b>	<b>4621</b>	<b>43.6</b>	<b>62</b>

**90**

**OLB**  
6-5, 253  
So.



**John Ryan**  
Westlake, Ohio

**2007 SEASON:** Had four tackles (two solo, two assist) against USC (10/20) ... made four tackles against Boston College (10/13) ... recorded one sack for a loss of nine yards against UCLA (10/6) ... had one forced fumble that set up a 34 yard fumble return by teammate Maurice Crum for an Irish touchdown vs the Bruins ... made six solo tackles vs. Purdue (9/29) ... recorded two tackles for a loss of 12 yards ... recorded first unassisted sack of the season for a loss of 11 yards against the Boilermakers ... recorded seven tackles (six solo, one assist) against Michigan (9/15) ... made second-career start with the Irish, rounding up four assisted tackles vs Penn State (9/8) ... started for the first time in his Notre Dame career against Georgia Tech (9/1) ... recorded three tackles against the Yellow Jackets.

**CAREER STATISTICS**

Year	G-GS	Solo	Asst	Total	TFL
2006	10-0	2	2	4	1.0-2
2007	9-9	18	12	30	5.0-30
<b>Total</b>	<b>19-9</b>	<b>20</b>	<b>14</b>	<b>34</b>	<b>6.0-32</b>

Year	G-GS	Sck	PBU	FF	FR
2006	10-0	0.0-0	0	0	0
2007	9-9	2.5-230	1	0	0
<b>Total</b>	<b>19-9</b>	<b>2.5-230</b>	<b>1</b>	<b>0</b>	<b>0</b>

**44**

**FB**  
6-0, 261  
Jr.



**Asaph Schwapp**  
Hartford, Conn.

**2007 SEASON:** Recorded one rush for four yards against Navy (11/3) ... had two receptions for 22 yards against Boston College (10/13) ... had one rush for two yards against UCLA (10/6) ... recorded first catch of the season for five yards against Purdue (9/29) ... started at full-back for the Irish in second game of the season vs Penn State (9/8) ... made a startling block for quarterback Jimmy Clausen, allowing him to scramble for a Notre Dame first down on the first offensive series vs the Nittany Lions ... made first appearance for the Irish against Georgia Tech (9/1) since injuring his knee vs Penn State (9/9/06).

**CAREER RUSHING STATISTICS**

Year	Att	Yds	Avg	TD
2005	27	67	2.5	0
2006	4	15	3.8	0
2007	6	10	1.7	0
<b>Total</b>	<b>37</b>	<b>92</b>	<b>2.5</b>	<b>0</b>

**CAREER RECEIVING STATISTICS**

Year	Rec	Yds	Avg	TD
2005	3	22	7.3	0
2006	0	0	0.0	0
2007	3	27	9.0	0
<b>Total</b>	<b>6</b>	<b>49</b>	<b>8.2</b>	<b>0</b>

**13**

**QB**  
6-2, 216  
Jr.



**Evan Sharpley**  
Marshall, Mich.

**2007 SEASON:** Was 17-for-27 in second career start at Notre Dame against Navy (11/3) ... threw for 140 yards and two touchdowns against the Midshipmen ... made first career start with the Irish against USC (10/20) ... was 17-of-33 for 117 yards and a long pass of 22 yards vs. the Trojans (10/20) ... provided a spark for the Irish upon entering the game in the third quarter against Boston College (10/13) ... led the Irish on a 79-yard scoring drive in which he went four for seven for 64 yards and a touchdown against the Eagles ... came in during the second half for the Irish, connecting on 16-of-26 passes against Purdue (9/29) ... recorded a career high 208 yards passing and two touchdown passes... connected with Tate for a game long 43-yard pass ... committed one interception vs. the Boilermakers ... after entering the game in the fourth quarter, completed 4-of-7 pass attempts for 33 yards against Michigan State (9/22)...completed 2-of-5 passes for 11 yards after entering the game in the fourth quarter vs. Michigan (9/15) ... did not see action as quarterback in the second game of the season vs Penn State (9/8) ... did enter the game as a holder against the Nittany Lions ... entered against Georgia Tech (9/1) with 2:44 remaining in the first half and guided the Irish through the next four possessions ... completed 10-of-13 passes for 92 yards including a long completion of 20 yards to George West.

**CAREER PASSING STATISTICS**


Year	G-GS	C-A-I	Pct	Yds	TD
2005	DNP				
2006	8-0	1-2-0	50.0	7	0
2007	8-2	77-140-3	55.0	736	5
<b>Total</b>	<b>16-2</b>	<b>78-142-3</b>	<b>55.0</b>	<b>743</b>	<b>5</b>

**CAREER RUSHING STATISTICS**

Year	Att	Yds	Avg	TD
2005	DNP			
2006	2	0	0.0	0
2007	38	-95	-2.5	0
<b>Total</b>	<b>40</b>	<b>-95</b>	<b>-2.4</b>	<b>0</b>

**49**

**ILB**  
6-1, 245  
So.



**Toryan Smith**  
Rome, Ga.

**2007 SEASON:** Had three assisted tackles against Boston College (10/13) ... recorded three tackles ( two solo, one assist) against UCLA (10/6) ... made one tackle for a loss of two yards vs. the Bruins ... had four tackles (two solo, two assist) against Michigan State (9/22) ... recorded two tackles (one solo, one assist) vs Penn State (9/8) ... split time against Georgia Tech (9/1) with Joe Brockington at ILB ... finished with one assisted tackle.


**CAREER STATISTICS**

Year	G-GS	Solo	Asst	Total	TFL
2006	9-0	6	3	9	0.0-0
2007	8-2	5	8	13	0.5-1
<b>Total</b>	<b>17-2</b>	<b>11</b>	<b>11</b>	<b>22</b>	<b>0.5-1</b>

Year	G-GS	Sck	PBU	FF	FR
2006	9-0	0.0-0	0	0	0
2007	8-2	0.0-0	0	0	0
<b>Total</b>	<b>17-2</b>	<b>0.0-0</b>	<b>0</b>	<b>0</b>	<b>0</b>

**57**

**DE**  
6-2, 272  
Sr.



**Dwight Stephenson, Jr.**  
Delray Beach, Fla.

**2007 SEASON:** Made seven tackles (one solo, six assisted) including a sack against Navy (11/3) ... had four tackles with 0.5 for a loss of a yard versus USC (10/20) ... recorded one forced fumble as well as two pass break-ups against the Trojans ... had two assisted tackles and a quarterback hurry against Boston College (10/13) ... recorded three tackles including two for a loss of two yards against the UCLA Bruins (10/6)...made three solo tackles vs. Purdue (9/29) ... recorded one tackle for a loss of two yards vs. the Boilermakers ... recorded two tackles (one solo, one assist) against Michigan State (9/22) ... had six tackles (five solo/one assist) against Michigan (9/15) ... Picked up first career start at Penn State ... recorded one assisted tackle in second game of the season against Penn State (9/8) ... opened the 2007 campaign as a reserve DE ... split time with Justin Brown vs Georgia Tech (9/1) and recorded three tackles and QB hurry.



2

DB  
6-0, 180  
So.



Darrin Walls  
Pittsburgh, Pa.

**2007 SEASON:** Recorded three tackles, including two for loss of 17 yards and a forced fumble against Navy (11/3) ... made five tackles (four solo) and had one pass break-up against USC (10/20) ... recorded two solo tackles and two broken up passes against Boston College (10/13) ... made three tackles (two solo/one assist) against Purdue (9/29) ... recorded two tackles (one solo, one assist) for the Irish at Michigan (9/15) ... lifted the Notre Dame sidelines after returning an interception 73 yards for a touchdown at Penn State (9/8) ... touchdown was first of the season for Notre Dame ... in fourth-career recorded two solo tackles at cornerback vs the Nittany Lions ... started for the third time in his career when he opened the season as the starting left cornerback ... recorded two solo tackles while helping to limit Georgia Tech to 45.8 percent pass completion percentage.

**CAREER STATISTICS**

Year	G-GS	Solo	Asst	Total	TFL
2006	8-2	4	0	4	0.0-0
2007	9-8	17	4	21	2.0-17
<b>Total</b>	<b>17-10</b>	<b>21</b>	<b>4</b>	<b>25</b>	<b>2.0-17</b>

Year	G-GS	Sck	PBU	FF/FR	INT
2006	8-2	0.0-0	1	0/0	0
2007	9-8	0.0-0	5	1/0	1
<b>Total</b>	<b>17-10</b>	<b>0.0-0</b>	<b>6</b>	<b>1/0</b>	<b>1</b>

14

PK  
6-3, 197  
Fr.



Brandon Walker  
Findlay, Ohio

**2007 SEASON:** Connected on a 28-yard field goal against Navy (11/3) ... also made five of five PATs against the Midshipmen ... made one PAT against Boston College (10/13) ... kicked an Irish career long field goal of 48 yards in the third quarter against UCLA (10/6) ... missed two PATs against Purdue (9/29) ... 35-yard field-goal attempt was blocked by the Boilermakers ... connected on only field goal attempt (22 yards) vs Penn State (9/8), keeping his record on the season perfect (2-2) ... also connected on first PAT of the season (1-1) ... one of nine freshmen to pick up their first career action for the Irish in the season opening loss against Georgia Tech ... connected on his only field goal attempt of

the afternoon (24 yards) ... first left-footed field goal kicker for Notre Dame since Harry Oliver in 1981.

**CAREER KICKING STATISTICS**

Year	PAT	Pct.	FG-FGA	Pct.	Long
2007	11-13	84.6	5-8	62.5	48

51

OG  
6-4, 287  
So.



Dan Wenger  
Coral Springs, Fla.

**2007 SEASON:** Did not see playing time against Purdue (9/29) ... missed Michigan State game due to injury ... made third career start at Michigan (9/15) ... made second appearance for the Irish in his career, starting at right guard against Penn State (9/8) ... played for the first time in his Notre Dame career when he started at right guard against Georgia Tech (9/1) ... lined up next to his high school teammate, Sam Young.

**CAREER STATISTICS**

Year	G-GS	Time
2006	DNP	
2007	5-3	
<b>Total</b>	<b>5-3</b>	<b>0:00</b>

19

WR  
5-10, 197  
So.



George West, Jr.  
Spencer, Okla.

**2007 SEASON:** Recorded one reception for six yards vs. USC (10/20) ... made four receptions for 37 yards vs. Purdue (9/29) ... led Irish with 25 receiving yards on three catches against Michigan State (9/22) ... recorded two receptions for a team high 23 yards against Michigan (9/15) ... was third for Notre Dame in receiving, catching two passes for nine yards against Penn State (9/8) ... made second career start for the Irish against the Nittany Lions ... started his first game for the Irish against Georgia Tech (9/1) ... tied for second on the team with 29 yards receiving on two catches including a long reception of 20 yards.

**CAREER RUSHING STATISTICS**

Year	Att	Yds	Avg	TD
2006	1	11	11.0	1
2007	0	0	0	0
<b>Total</b>	<b>1</b>	<b>11</b>	<b>11.0</b>	<b>1</b>

**CAREER RECEIVING STATISTICS**

Year	Rec	Yds	Avg	TD
2006	2	14	7.0	0
2007	15	132	8.8	0
<b>Total</b>	<b>17</b>	<b>146</b>	<b>8.6</b>	<b>0</b>

**CAREER KICK RETURN STATISTICS**

Year	Ret	Yds	Avg	TD	Long
2006	12	251	26.0	0	33
2007	0	0	0.0	0	0
<b>Total</b>	<b>12</b>	<b>251</b>	<b>26.0</b>	<b>0</b>	<b>33</b>

**CAREER PUNT RETURN STATISTICS**

Year	Ret	Yds	Avg	TD	Long
2006	4	20	5.0	0	10
2007	0	0	0.0	0	0
<b>Total</b>	<b>4</b>	<b>20</b>	<b>5.0</b>	<b>0</b>	<b>10</b>

22

DB  
5-11, 196  
Sr.



Ambrose Wooden  
Baltimore, Md.

**2007 SEASON:** Recorded four tackles (two solo, two assist) against USC ... made five solo tackles against Boston College (10/13) ... recorded six tackles (three solo/ three assist) against UCLA (10/6)...made three solo tackles against Purdue (9/29) ... recorded two solo tackles against Michigan State (9/22) ... assisted on one tackle against Michigan (9/15) ... recorded two tackles (one solo, one assist) vs Penn State (9/8) ... Notre Dame's primary nickel back saw the field against Georgia Tech (9/1) primarily in passing situations.

**CAREER STATISTICS**

Year	G-GS	Solo	Asst	Total	TFL
2003	DNP				
2004	9-0	2	3	5	0.0-0
2005	12-12	61	13	74	0.0-0
2006	9-3	17	4	21	0.0-0
2007	9-4	16	8	24	0.0-0
<b>Total</b>	<b>39-19</b>	<b>93</b>	<b>28</b>	<b>124</b>	<b>0.0-0</b>

Year	G-GS	Sck	Pbu	FF/FR	INT
2003	DNP				
2004	9-0	0.0-0	0	0/0	0
2005	12-12	0.0-0	7	0/1	2
2006	9-3	0.0-0	2	1/0	0
2007	9-4	0.0-0	0	0/0	0
<b>Total</b>	<b>39-19</b>	<b>0.0-0</b>	<b>9</b>	<b>1/1</b>	<b>2</b>



**84**

**TE**  
**6-6, 264**  
**So.**



**Will Yeatman**  
**San Diego, Calif.**

**2007 SEASON:** Recorded three receptions for 14 yards vs. USC, a career game high (10/20) ... started first career game at UCLA (10/6) ... caught second-career pass when quarterback Jimmy Clausen connected with him for a six yard gain vs Penn State (9/8) ... recorded his first reception while at Notre Dame on a 10-yard pass from Jimmy Clausen in the fourth quarter against Georgia Tech (9/1).

**CAREER STATISTICS**

Year	Rec	Yds	Avg	TD
2006	0	0	0.0	0
2007	6	37	6.2	0
<b>Total</b>	<b>6</b>	<b>37</b>	<b>6.2</b>	<b>0</b>

**74**

**OT**  
**6-8, 310**  
**So.**



**Sam Young**  
**Coral Springs, Fla.**

**2007 SEASON:** Continues to be a force on the Irish offensive line ... started all 22 games of Irish career ... started his 14th straight game at Notre Dame when he opened the season against Georgia Tech (9/1) at right tackle.

**CAREER STATISTICS**

Year	G-GS	Time
2006	13-13	292:17
2007	9-9	
<b>Total</b>	<b>22-22</b>	<b>292:17</b>

**9**

**DS**  
**6-0, 207**  
**Sr.**



**Tom Zbikowski**  
**Arlington Heights, Ill.**

**2007 SEASON:** Recorded one fumble recovery vs. Navy (11/3) ... made 10 tackles (three solo, seven assist) against the Midshipmen ... led the Irish against USC with 10 tackles (five solo, five assist) (10/20) ... made six tackles (three solo, three assisted) against Boston College (10/13) ... recorded six tackles (three solo, three assist)

including a sack against UCLA (10/6) ... while sacking the Bruins, he forced a fumble that put the Irish on the one-yard line, setting up a Notre Dame field goal ... made season high seven solo tackles for the Irish against Purdue (9/29) ... made first interception on the season ... had one punt return for six yards vs. the Boilermakers ... recorded five tackles (two solo, three assist) vs. Michigan State (9/22) ... recorded three punt returns for a total of 26 yards vs. Michigan (9/15) ... made eight tackles (five solo/three assist) on defense vs. the Wolverines... turned heads with his 47-yard punt return in the third quarter vs. Penn State (9/8) ... return landed Notre Dame on the Penn State seven-yard line setting up first and goal for the Irish offense ... series resulted in a field goal for the Irish ... starting at strong safety, he had two forced fumbles vs the Nittany Lions ... recorded six tackles on the day (four solo, two assist) against Penn State ... started the season opener for the fourth straight season when he opened at strong safety against Georgia Tech (9/1) ... totaled four tackles against the Yellow Jackets and only had one opportunity to return a punt.

**CAREER STATISTICS**

Year	G-GS	Solo	Asst	Total	TFL
2003	DNP				
2004	12-12	37	33	70	2.5-5
2005	12-12	42	29	71	1.0-10
2006	12-12	44	35	79	1.0-1
2007	9-9	33	28	61	1.0-8
<b>Total</b>	<b>45-45</b>	<b>156</b>	<b>125</b>	<b>281</b>	<b>5.5-24</b>

Year	G-GS	Sck	PBU	FF/FR	INT
2003	DNP				
2004	12-12	0.0-0	2	2/1	1
2005	12-12	1.0-10	9	1/0	5
2006	12-12	0.0-0	2	1/1	0
2007	9-9	1.0-9	1	3/1	1
<b>Total</b>	<b>45-45</b>	<b>2.0-19</b>	<b>14</b>	<b>7/3</b>	<b>7</b>

**CAREER PUNT RETURN STATISTICS**

Year	Ret	Yds	Avg	TD	Long
2005	27	379	14.0	2	78
2006	16	144	9.0	1	52
2007	14	160	11.4	0	47
<b>Total</b>	<b>57</b>	<b>683</b>	<b>12.0</b>	<b>3</b>	<b>78</b>

NUMERICAL ROSTER			ALPHABETICAL ROSTER						
No.	Name	Pos	No.	Name	Pos	Ht	Wt	Cl	Hometown/Previous School
1	Hord, D.J.	WR	34	Aldridge, James	HB	6-0	222	So.	Crown Point, IN/Merrillville
2	Walls, Darrin*	DC	5	Allen, Armando	HB	5-10	190	Fr.	Opa Locka, FL/Hialeah-Miami Lakes
4	Gray, Gary	DC	45	Anello, Mike+	DC	5-10	170	Jr.	Orland Park, IL/Carl Sandburg
5	Allen, Armando	HB	67	Bemenderfer, Thomas	OC	6-5	285	Jr.	Mishawaka, IN/Penn
6	Herring, Ray**	DS	12	Bragg, Darrin	QB	6-1	188	Sr.	San Jose, CA/Bellarmino Prep
7	Clausen, Jimmy	QB	52	Brockington, Joe***	ILB	6-2	240	Sr.	Palmyra, PA/Palmyra
8	McNeil, Raeshon*	DC	39	Brooks, Kevin+	TE	6-2	241	So.	Thousand Oaks, CA/Crespi Carmelite
9	Zbikowski, Tom***	DS	94	Brown, Justin**	DE	6-3	261	Sr.	Clinton, MD/Bishop McNamara
11	Grimes, David**	WR	31	Brown, Sergio*	DS	6-2	196	So.	Maywood, IL/Proviso East
12	Bragg, Darrin	QB	27	Bruton, David**	DS	6-2	207	Jr.	Miamisburg, OH/Miamisburg
13	Sharpley, Evan	QB	39	Burkhart, Ryan	K	5-11	196	So.	Wakarusa, IN/Northwood
14	Walker, Brandon	K/P	89	Carlson, John***	TE	6-6	255	Sr.	Litchfield, MN/Litchfield
15	Ferrine, Leo**	DC	7	Clausen, Jimmy	QB	6-3	207	Fr.	Westlake Village, CA/Oaks Christian
16	Gillett, Justin+	QB	40	Crum, Maurice**	ILB	6-0	230	Sr.	Tampa, FL/Tampa Bay Tech
17	Price, Geoff*	P	75	Dever, Taylor	OT	6-5	289	Fr.	Grass Valley, CA/Nevada Union
18	Kamara, Duval	WR	72	Duncan, Paul*	OT	6-7	308	Jr.	Dallas, GA/East Paulding
19	West, George*	WR	24	Erickson, Brandon+	WR	6-0	185	Sr.	Marlboro, NJ/Marlboro
20	Lambert, Terrail**	DC	15	Ferrine, Leo**	DC	6-0	189	Sr.	Springfield, NJ/Saint Peter's
21	Gallup Jr., Barry	WR	29	Gaines, Jashaad	DS	6-0	203	So.	Las Vegas, NV/Las Vegas
22	Wooden, Ambrose**	DC	21	Gallup Jr., Barry	WR	5-11	185	So.	Wellesley, MA/Belmont Hill
23	Williams, William David	DC	16	Gillett, Justin+	QB	5-11	180	Sr.	Goleta, CA/San Marcos High
23	Tate, Golden	WR	24	Gordon, Leonard	DS/DC	5-11	194	So.	Clarksville, TN/Fort Campbell
24	Gordon, Leonard	DS/DC	4	Gray, Gary	DC	5-11	180	Fr.	Columbia, SC/Richland Northeast
24	Erickson, Brandon+	WR	11	Grimes, David**	WR	5-10	177	Jr.	Detroit, MI/Saint Martin De Porres
25	Prince, Munir	DC	92	Hand, Derrell*	DL	6-3	287	Jr.	Philadelphia, PA/West Catholic
26	Thomas, Travis***	HB	6	Herring, Ray**	DS	5-10	197	Jr.	Melbourne, FL/Holy Trinity Episcopal
27	Bruton, David**	DS	1	Hord, D.J.	WR	6-1	196	Jr.	Lee's Summit, MO/Rockhurst
28	McCarthy, Kyle*	DS	33	Hughes, Robert	HB	5-11	238	Fr.	Chicago, IL/Hubbard
29	Gaines, Jashaad	DS	38	Iams, Wade	DC	5-9	183	Sr.	Mishawaka, IN/Penn
29	Richardville, Jake+	WR	37	Jabbie, Junior	HB	5-11	205	Sr.	Parlin, NJ/The Hun School Of Princeton
30	Smith, Harrison	DS	80	Jackson, Richard*	WR	6-3	204	So.	Minneola, FL/East Ridge
31	Brown, Sergio*	DS	61	Jansen, J.J. **	LS	6-3	242	Sr.	Phoenix, AZ/Brophy
32	Schmidt, Luke	FB	18	Kamara, Duval	WR	6-5	222	Fr.	Hoboken, NJ/Hoboken
33	Hughes, Robert	HB	69	Kennedy, Neil+	NT	5-11	266	Sr.	Phoenix, AZ/Brophy
34	Aldridge, James	HB	96	Kuntz, Pat*	NT	6-3	285	Jr.	Indianapolis, IN/Roncalli
35	Whitaker, Nate+	K	20	Lambert, Terrail**	DC	5-11	191	Jr.	Bakersfield, CA/Saint Bonaventure
35	Smith, Kevin+	ILB	98	Laws, Trevor***	DE	6-1	296	Sr.	Burnsville, MN/Apple Valley
37	Jabbie, Junior	HB	43	Leonis, John+	DB	5-9	169	Jr.	Medford, OR/Saint Mary's
38	Iams, Wade	DC	43	Maust, Eric+	P	6-2	177	So.	Atlanta, GA/Blessed Trinity
38	Possley, Nick+	WR	28	McCarthy, Kyle*	DS	6-1	207	Jr.	Youngstown, OH/Cardinal Mooney
39	Burkhart, Ryan	K	8	McNeil, Raeshon*	DC	6-0	187	So.	Cooleemee, NC/Davie
39	Brooks, Kevin+	TE	93	Mullen, Paddy	DE	6-3	290	So.	St. Louis, MO/De Smet Jesuit
40	Crum, Maurice**	ILB	47	Nagel, Aaron	ILB	6-1	229	Fr.	Lemont, IL/Lemont
41	Rodriguez, Nikolas+	HB	<b>PRONUNCIATION GUIDE</b> Bruton, David – BREW-ten Dever, Taylor – dev-er (rhymes with never) Ferrine, Leo – Fuh-REEN Hand, Derrell – duh-RELL Kamara, Duval – kuh-MARE-uh, doo-VALL Kuntz, Pat – Koontz Nwankwo, Emeka – nuh-WONK-wo, uh-MEK-uh Prince, Munir – MOON-year Richardson, Morrice – mo-REESE Romine, Matt – ro-MINE Schwapp, Asaph – shwopp, A-saff Talerico, Mike – tal-ruh-co Tisak, Jeff – TEE-sack Turkovich, Michael – turk-uh-vitch Vernaglia, Anthony – ver-NAG-lee-uh Yeatman, Will – YATE-men Zbikowski, Tom – zib-uh-COW-ski						
41	Smith, Scott	ILB							
42	Washington, Kevin	OLB							
43	Maust, Eric+	P							

**ALPHABETICAL ROSTER (cont.)**

No.	Name	Pos	Ht	Wt	Cl	Hometown/Previous School
47	Narvaez, Mike+	FB	5-11	231	So.	Ridgewood, NJ/Ridgewood
56	Neal, Kerry	OLB	6-2	245	Fr.	Bunn, NC/Bunn
76	Nuss, Andrew	DE	6-5	292	Fr.	Ashburn, VA/Stone Bridge
91	Nwankwo, Emeka	DE	6-4	283	Fr.	Miramar, FL/Chaminade-Madonna Prep
55	Olsen, Eric	OG	6-5	303	So.	Staten Island, NY/Poly Prep Ctry.
82	Parris, Robby	WR	6-4	209	So.	Olmsted Falls, OH/Saint Ignatius
50	Paskorz, Steve	ILB	6-2	235	Fr.	Allison Park, PA/Hampton
45	Patterson, Kristopher+	WR	5-11	185	Jr.	Seattle, WA/O' Dea
38	Possley, Nick+	WR	6-0	208	Sr.	Wheaton, IL/Wheaton-Warrenville
17	Price, Geoff*	P	6-3	208	Sr.	Plano, TX/Colleyville Heritage
25	Prince, Munir	DC	5-10	184	So.	Florissant, MO/De Smet Jesuit
48	Quinn, Steve**	ILB	6-2	231	Jr.	Cherry Hill, NJ/Saint Joseph's Prep
83	Ragone, Mike	TE	6-5	230	Fr.	Cherry Hill, NJ/Camden Catholic
53	Richardson, Morrice	OLB	6-2	244	So.	College Park, GA/Westlake
29	Richardville, Jake+	WR	6-1	180	Jr.	Fort Wayne, IN/Bishop Dwenger
41	Rodriguez, Nikolas+	HB	5-11	205	Jr.	San Antonio, TX/Cornerstone Christian
70	Romine, Matt	OT	6-5	279	Fr.	Tulsa, OK/Union
90	Ryan, John*	OLB	6-5	253	So.	Westlake, OH/Saint Ignatius
32	Schmidt, Luke	FB	6-3	248	So.	Jasper, IN/Jasper
44	Schwapp, Asaph*	FB	6-0	261	Jr.	Hartford, CT/Weaver
13	Sharpley, Evan	QB	6-2	216	Jr.	Marshall, MI/Marshall
58	Smith, Brian	OLB	6-3	233	Fr.	Overland Park, KS/Saint Thomas Aquinas
30	Smith, Harrison	DS	6-2	205	Fr.	Knoxville, TN/Knoxville Catholic
35	Smith, Kevin+	ILB	5-8	200	Jr.	Gainesville, FL/F.W. Buchholz
41	Smith, Scott	ILB	6-4	235	Jr.	Highland Park, IL/Highland Park
49	Smith, Toryan*	ILB	6-1	245	So.	Rome, GA/Rome
57	Stephenson, Dwight	DE	6-2	272	Sr.	Delray Beach, FL/Pope John Paul II
59	Stewart, Chris	OG	6-5	339	So.	Spring, TX/Klein
78	Sullivan, John***	OC	6-4	303	Sr.	Old Greenwich, CT/Greenwich
86	Talerico, Michael*	TE	6-5	250	So.	Chesterfield, MO/Saint Louis University High
23	Tate, Golden	WR	5-11	188	Fr.	Hendersonville, TN/Pope John Paul II
26	Thomas, Travis***	HB	6-0	216	Sr.	Washington, PA/Washington
63	Tisak, Jeff+	OT	6-5	306	Jr.	Duluth, MN/Duluth East
77	Turkovich, Mike	OG/OT	6-6	301	Jr.	Bedford, PA/Valley Forge Military College
85	Vos, Sam+	WR	5-10	199	So.	Burlington, WI/Catholic Central
54	Vernaglia, Anthony	OLB	6-3	234	Sr.	Anaheim Hills, CA/Lutheran
97	Wade, Kallen	DE	6-5	257	So.	Cincinnati, OH/Withrow
14	Walker, Brandon	K/P	6-3	197	Fr.	Findlay, OH/Findlay
2	Walls, Darrin*	DC	6-0	180	So.	Pittsburgh, PA/Woodland Hills
42	Washington, Kevin	OLB	6-1	241	Jr.	Sugar Land, TX/Stephen F. Austin
71	Webb, Bartley	OT	6-6	305	So.	Springdale, AR/Springdale
51	Wenger, Dan	OG/OC	6-4	287	So.	Coral Springs, FL/Saint Thomas Aquinas
19	West, George*	WR	5-10	197	So.	Spencer, OK/Northeast
35	Whitaker, Nate+	K	5-9	170	So.	San Diego, CA/Saint Augustine
95	Williams, Ian	NT	6-2	300	Fr.	Altamonte Springs, FL/Lyman
23	Williams, William David	DC	5-9	173	Sr.	Raleigh, NC/Millbrook
22	Wooden, Ambrose**	DC	5-11	196	Sr.	Baltimore, MD/Gilman School
84	Yeatman, Will*	TE	6-6	264	So.	San Diego, CA/Rancho Bernardo
74	Young, Sam*	OT	6-8	310	So.	Coral Springs, FL/Saint Thomas Aquinas
9	Zbikowski, Tom***	DS	6-0	207	Sr.	Arlington Heights, IL/Buffalo Grove

\* indicates number of monograms won; + indicates non-scholarship (walk-on) player

**NUMERICAL ROSTER (cont.)**

No.	Name	Pos
43	Leonis, John+	DB
44	Schwapp, Asaph*	FB
45	Patterson, Kristopher+	WR
45	Anello, Mike+	DC
47	Narvaez, Mike+	FB
47	Nagel, Aaron	ILB
48	Quinn, Steve**	ILB
49	Smith, Toryan*	ILB
50	Paskorz, Steve	ILB
51	Wenger, Dan	OG/OC
52	Brockington, Joe***	ILB
53	Richardson, Morrice	OLB
54	Vernaglia, Anthony	OLB
55	Olsen, Eric	OG
56	Neal, Kerry	OLB
57	Stephenson, Dwight	DE
58	Smith, Brian	OLB
59	Stewart, Chris	OG
61	Jansen, J.J. **	LS
63	Tisak, Jeff+	OT
67	Bemenderfer, Thomas	OC
69	Kennedy, Neil+	NT
70	Romine, Matt	OT
71	Webb, Bartley	OT
72	Duncan, Paul*	OT
74	Young, Sam*	OT
75	Dever, Taylor	OT
76	Nuss, Andrew	DE
77	Turkovich, Mike	OG/OT
78	Sullivan, John***	OC
80	Jackson, Richard*	WR
82	Parris, Robby	WR
83	Ragone, Mike	TE
84	Yeatman, Will*	TE
85	Vos, Sam+	WR
86	Talerico, Michael*	TE
89	Carlson, John***	TE
90	Ryan, John*	OLB
91	Nwankwo, Emeka	DE
92	Hand, Derrell	DL
93	Mullen, Paddy	DE
94	Brown, Justin**	DE
95	Williams, Ian	NT
96	Kuntz, Pat*	NT
97	Wade, Kallen	DE
98	Laws, Trevor***	DE

**Notre Dame  
Depth Chart**

**Notre Dame Offense**

X	18	Duval Kamara	6-5	222	Fr.
	or 19	George West	5-10	197	So.
LT	74	SAM YOUNG	6-8	310	So.
	75	Taylor Dever	6-5	289	Fr.
LG	77	Mike Turkovich	6-6	301	Jr.
	67	Thomas Bemenderfer	6-5	285	Jr.
C	78	JOHN SULLIVAN	6-4	303	Sr.
	51	Dan Wenger	6-4	287	So.
RG	55	Eric Olsen	6-5	303	So.
	or 51	Dan Wenger	6-4	287	So.
RT	72	Paul Duncan	6-7	308	Jr.
	59	Chris Stewart	6-5	339	So.
TE	89	JOHN CARLSON	6-6	255	Sr.
	84	Will Yeatman	6-6	264	So.
	83	Mike Ragone	6-5	230	Fr.
Z	82	Robby Parris	6-4	209	So.
	or 11	David Grimes	5-10	177	Jr.
	23	Golden Tate	5-11	188	Fr.
QB	13	Evan Sharpley	6-2	216	Jr.
	or 7	Jimmy Clausen	6-3	207	Fr.
FB	44	Asaph Schwapp	6-0	261	Jr.
	32	Luke Schmidt	6-3	248	So.
HB	34	James Aldridge	6-0	222	So.
	or 5	Armando Allen	5-10	190	Fr.
	26	Travis Thomas	6-0	216	Sr.
	33	Robert Hughes	5-11	238	Fr.
	37	Junior Jabbie	5-11	205	Sr.

**Notre Dame Special Teams**

PK	14	Brandon Walker	6-3	197	Fr.
	35	Nate Whitaker	5-9	170	So.
P	17	GEOFF PRICE	6-3	208	Sr.
	43	Eric Maust	6-2	177	So.
KO	35	Nate Whitaker	5-9	170	So.
	14	Brandon Walker	6-3	197	Fr.
HLD	17	Geoff Price	6-3	208	Sr.
	13	Evan Sharpley	6-2	216	Jr.

**Notre Dame Defense**

LDE	98	TREVOR LAWS	6-1	296	Sr.
	92	Derrell Hand	6-3	287	Jr.
NT	96	Pat Kuntz	6-3	285	Jr.
	or 95	Ian Williams	6-2	300	Fr.
	93	Paddy Mullen	6-3	290	So.
RDE	94	Justin Brown	6-3	261	Sr.
	or 57	Dwight Stephenson Jr.	6-2	272	Sr.
OLB	90	John Ryan	6-5	253	So.
	56	Kerry Neal	6-2	245	Fr.
ILB	40	MAURICE CRUM JR.	6-0	230	Sr.
	54	Anthony Vernaglia	6-3	234	Sr.
ILB	52	JOE BROCKINGTON	6-2	240	Sr.
	49	Toryan Smith	6-1	245	So.
	or 41	Scott Smith	6-4	235	Jr.
OLB	58	Brian Smith	6-3	233	Fr.
	53	Morrice Richardson	6-2	244	So.
LCB	2	Darrin Walls	6-0	180	So.
	22	**Ambrose Wooden	5-11	196	Sr.
FS	27	David Bruton	6-2	207	Jr.
	or 28	Kyle McCarthy	6-1	207	Jr.
	29	Jashaad Gaines	6-0	203	So.
SS	9	TOM ZBIKOWSKI	6-0	207	Sr.
	31	Sergio Brown	6-1	196	So.
RCB	20	TERRAIL LAMBERT	5-11	191	Sr.
	8	Raeshon McNeil	6-0	187	So.
	or 25	Munir Prince	5-10	184	So.

**Notre Dame Special Teams**

SNP	61	J.J. JANSEN	6-3	242	Sr.
	39	Kevin Brooks	6-2	241	Jr.
PR	9	TOM ZBIKOWSKI	6-0	207	Sr.
	11	David Grimes	5-10	177	Jr.
	19	George West	5-10	197	So.
	5	Armando Allen	5-10	190	Fr.
KR	23	Golden Tate	5-11	188	Fr.
	5	Armando Allen	5-10	190	Fr.
	37	Junior Jabbie	5-11	205	Sr.
	19	George West	5-10	197	So.

ALL CAPS - returning starter from 2006 (min. six regular season starts)

\*\* - indicates was a starter in 2005

*Italics* - indicates injured player.

**Game #1 • Sept. 1, 2007**  
**Georgia Tech 33, Notre Dame 3**  
**Notre Dame, Ind. • Notre Dame Stadium (80,795)**

(AP) -- Tashard Choice helped Georgia Tech fans forget about the loss of Calvin Johnson.

Choice rushed for a career-high 196 yards and two touchdowns and the Georgia Tech defense had little trouble with Notre Dame's new passers, forcing two fumbles by Demetrius Jones, sacking Evan Sharpley seven times and keeping Jimmy Clausen from doing any damage in a 33-3 victory Saturday.

"I did not see this coming," Georgia Tech coach Chan Gailey said. "I thought we would play pretty well defensively. I did not know we would run the ball as well as we ran it today."

Notre Dame coach Charlie Weis didn't see it coming either. He said one of the biggest problems was the Irish weren't ready for the speed of the game, and blamed himself for not having the team prepared.

"Who else are you going to blame but yourself? I'm the head coach," he said. "It's my responsibility."

It was just the 15th season-opening loss in Notre Dame history and the most lopsided, surpassing the 31-10 loss to Pittsburgh to start the 1976 season. It's also the first time the Irish failed to score a touchdown in a season opener since a 20-12 loss at Michigan in 1985.

The three points are the fewest points scored by the Irish under third-year coach Charlie Weis. The previous low was in a 14-10 win in the season-opener against Georgia Tech last season.

Weis said after the game he couldn't remember the last time an offense he coached had failed to score a touchdown.

"We've had some rough games in the past, but it's been a while," he said.

Weis kept his choice of starting quarterback secret until game time, hoping that preparing for three quarterbacks would make it tough on Georgia Tech's defense. It didn't work. In fact, it almost looked as if Georgia Tech knew what was coming.

Gailey said the Yellow Jackets focused on stopping the run.

"We're going to blitz you. We don't care who you are," he said. "We thought the challenge was to stop the running game to see if they could throw the ball well enough to beat us."

Choice, the leading rusher in the Atlantic Coast Conference last season with 1,473 yards, rushed for more than 100 yards for an eighth straight game, breaking

the school record set by Eddie Lee Ivery in 1978. He scored on a 22-yard run on a direct snap and set up his other 7-yard TD -- also on a direct snap -- with a 45-yard run.

"We just wanted to make a statement and come here to Notre Dame and let everybody know that Georgia Tech is going to be a team to reckon with this year," Choice said.

The only disappointment for Georgia Tech (1-0) was it was forced to settle for four field goals by Travis Bell, who had another one blocked. Jonathan Dwyer added a 7-yard TD run in the fourth quarter.

Taylor Bennett played solidly, completing 11-of-23 passes for 121 yards.

"He did some really good things, and he missed some throws that I had seen him make 50 times in practice," Gailey said. "The great thing is, he didn't have to go play great today. He could play good and we could still win."

Georgia Tech had 386 yards total offense and held the Irish to 122 yards -- the fewest yards for Notre Dame since it had 109 yards in a 44-13 loss at USC in 2002. Jones, Sharpley and Clausen were a combined 15-for-22 for 122 yards. Clausen, the celebrated freshman, was 4-for-6 for 34 yards.

Notre Dame tried to come out and play smash-mouth football -- a stark departure from the aerial attack it used the past two seasons behind Brady Quinn.

"We were going in there determined to try to run the ball, make sure we didn't have negative plays, to make sure we played close to the vest early and got used to the speed of the game with the number of people that were relatively inexperienced," Weis said. "And when it all played out, all of a sudden a couple of bad things could happen, you turn the ball over a couple of times, and they make a couple of big plays."

The Georgia Tech offense repeatedly took advantage of good field position. The only long scoring drive for the Yellow Jackets was a 13-play, 63-yard drive in the third quarter that started on their own 16 and ended in a 39-yard field goal.

Weis said he's not sure who the starter will be next week against Penn State, but said he will announce his decision by Tuesday.

"I have to wait to see how many of those errors are quarterback related and how many of them are protection related, how many of them are route related," he said. "There's a whole litany of problems right there that we have to fix."

Score by Quarters	1	2	3	4	Score	
Georgia Tech	6	10	3	14	-- 33	Record: (1-0)
Notre Dame	0	0	3	0	-- 3	Record: (0-1)

**First Quarter**

11:15 GT T. Bell 32 yd field goal, 5-18 2:14, GT 3 - ND 0  
 06:47 GT T. Bell 29 yd field goal, 7-36 2:52, GT 6 - ND 0

**Second Quarter**

09:44 GT T. Bell 40 yd field goal, 6-21 2:45, GT 9 - ND 0  
 02:44 GT T. Choice 22 yd run (T. Bell kick), 7-53 2:46, GT 16 - ND 0

**Third Quarter**

10:22 GT T. Bell 39 yd field goal, 13-63 4:38, GT 19 - ND 0  
 04:38 ND WALKER, Brandon 24 yd field goal, 12-58 5:44, GT 19 - ND 3

**Fourth Quarter**

13:06 GT T. Choice 7 yd run (T. Bell kick), 8-70 3:00, GT 26 - ND 3  
 08:52 GT J. Dwyer 7 yd run (T. Bell kick), 3-17 1:04, GT 33 - ND 3

	GT	ND
FIRST DOWNS	20	13
RUSHES-YARDS (NET)	43-259	41--8
PASSING YDS (NET)	121	130
Passes Att-Comp-Int	24-11-0	22-15-0
TOTAL OFFENSE PLAYS-YARDS	67-380	63-122
Fumble Returns-Yards	1-16	0-0
Punt Returns-Yards	3-17	1--1
Kickoff Returns-Yards	2-35	8-112
Interception Returns-Yards	0-0	0-0
Punts (Number-Avg)	3-48.0	7-38.3
Fumbles-Lost	0-0	3-3
Penalties-Yards	6-53	3-25
Possession Time	29:40	30:20
Third-Down Conversions	4 of 13	5 of 16
Fourth-Down Conversions	0 of 0	2 of 2
Red-Zone Scores-Chances	4-5	1-1
Sacks By: Number-Yards	9-69	1-10

**RUSHING:** Georgia Tech-T. Choice 26-196; J. Dwyer 5-27; G. Smith 1-18; J. Evans 5-18; J. Nesbitt 3-7; T. Evans 1-2; T. Bennett 2-minus 9. Notre Dame-JONES, Demetrius 12-28; ALLEN, Armando 3-25; ALDRIDGE, James 6-19; SCHWAPP, Asaph 1-minus 1; THOMAS, Travis 7-minus 7; CLAUSEN, Jimmy 2-minus 14; SHARPLEY, Evan 10-minus 58.

**PASSING:** Georgia Tech-T. Bennett 11-23-0-121; D. Thomas 0-1-0-0. Notre Dame-SHARPLEY, Evan 10-13-0-92; CLAUSEN, Jimmy 4-6-0-34; JONES, Demetrius 1-3-0-4.

**RECEIVING:** Georgia Tech-G. Smith 3-31; T. Choice 3-22; J. Johnson 2-42; C. Peek 1-9; D. Thomas 1-9; M. Cox 1-8. Notre Dame-PARRIS, Robby 3-30; CARLSON, John 3-29; WEST, George 2-29; KAMARA, Duval 2-19; YEATMAN, Will 1-10; HORD, D.J. 1-5; GRIMES, David 1-4; JABBIE, Junior 1-3; ALLEN, Armando 1-1.

**INTERCEPTIONS:** Georgia Tech-None. Notre Dame-None.

**FUMBLES:** Georgia Tech-None. Notre Dame-JONES, Demetrius 2-2; SHARPLEY, Evan 1-1.

**SACKS (UA-A):** Georgia Tech-D. Robertson 1-1; P. Wheeler 0-2; D. Richard 0-2; J. Lewis 1-0; V. Walker 0-1; A. Barnes 1-0; M. Johnson 1-0; E. Anyaibe 1-0; M. Burnett 1-0. Notre Dame-BRUTON, David 1-0.

**TACKLES (UA-A):** Georgia Tech-J. Lewis 7-1; A. Roberson 4-2; D. Robertson 4-2; M. Burnett 3-3; G. Guyton 2-4; P. Wheeler 1-4; D. Reese 4-0; D. Jones 2-2; D. Richard 1-3; P. Clark 2-1; A. Oliver 2-1; V. Walker 1-2; M. Johnson 2-0; S. Bowen 2-0; E. Anyaibe 1-1; J. Word-Daniels 1-1; T. Garside 1-1; T. Clark 1-0; B. Jefferson 1-0; A. Barnes 1-0; S. Griffin 0-1; M. Bramer 0-1; B. Sellers 0-1; M. Harris 0-1. Notre Dame-BRUTON, David 6-3; CRUM, Maurice 3-6; LAWS, Trevor 3-6; BROCKINGTON, Joe 3-4; LAMBERT, Terrail 4-2; ZBIKOWSKI, Tom 2-2; SMITH, Scott 2-2; WILLIAMS, Ian 2-1; VERNAGLIA, Anthony 2-1; RYAN, John 2-1; STEPHENSON, Dwight 1-2; WALLS, Darrin 2-0; KUNTZ, Pat 1-1; HERRING, Ray 1-1; McCARTHY, Kyle 0-2; THOMAS, Travis 1-0; BROWN, Sergio 1-0; BROWN, Justin 0-1; MULLEN, Paddy 0-1; CARLSON, John 0-1; SMITH, Toryan 0-1; JANSEN, J.J. 0-1; RICHARDSON, Morrice 0-1.

Stadium: Notre Dame Stadium Attendance: 80795  
 Kickoff time: 3:43 pm End of Game: 7:10 pm Total elapsed time: 3:27  
 Officials: Referee: Tom McCreesh; Umpire: Jeff Akers; Linesman: Perry Hudspeth; Line judge: Rich Misner; Back judge: Tommy Pace; Field judge: Billy Beckett; Side judge: Jim Corpora; Scorer: ND Stat Crew;  
 Temperature: 78 Wind: East 3 Weather: Sunny

**Game #2 • Sept. 8, 2007  
#14 Penn State 31, Notre Dame 10  
State College, Pa. • Beaver Stadium (110,078)**

(AP) -- After choosing their words carefully all week, the Penn State Nittany Lions could finally speak freely Saturday night.

They got revenge on Notre Dame.

No. 14 Penn State's defense bottled up Jimmy Clausen, the Irish freshman quarterback making his first start, Derrick Williams returned a punt 78 yards for a touchdown and Austin Scott ran for two second-half scores in a 31-10 win at raucous Beaver Stadium.

Happy Valley rejoiced after the Nittany Lions got payback for Notre Dame's 41-17 win last year in South Bend, Ind.

"It's a revenge game, and you're beating one of the powerhouses of college football year in and year out," linebacker Dan Connor said. "It's something we wanted to do and we're proud of."

Anthony Morelli threw for 131 yards and a touchdown, though Penn State's offense looked shaky much of the day.

The Irish were worse, in almost every way.

Penn State held an opponent without an offensive touchdown for the second straight game. Notre Dame failed to score an offensive touchdown for the second straight game, and was held to zero yards rushing.

That left the Irish 0-2 for the first time since 2001, when Notre Dame lost its first three games.

"We thought they were pretty good going in, and they were pretty good," Notre Dame coach Charlie Weis said of the Penn State defense.

The much-ballyhooped Clausen finished 17-of-32 for 144 yards and an interception. Most of the freshman's completions were on swing passes or screens as Weis went conservative until midway through the fourth quarter.

"With a young quarterback, you don't want him to be comfortable. He's a talented kid," Penn State coach Joe Paterno said about Clausen.

A loud crowd of 110,078, second largest in Penn State history, appeared to lead to numerous communication problems for the Irish offense, which was whistled for several offsides and delay-of-game penalties.

"I'm not doing cartwheels," Weis said about Clausen. "But I can't say I'm displeased either. I think he wasn't the problem."

Darrin Walls staked the Irish to a 7-0 lead, returning an interception 73 yards

for a touchdown and quieting a crowd dressed almost entirely in white.

However, Williams brought them back to life.

The junior, who runs track in the offseason, caught Geoff Price's punt down the right sideline and navigated through early traffic before making a cross-field dash to the end zone. Teammate A.J. Wallace delivered a key block and Notre Dame's Rasheon McNeil missed a tackle.

"You hope with the kind of speed we have that you'll get those once in a while," Paterno said.

Morelli hit Jordan Norwood for a 10-yard TD pass midway through the second quarter to give Penn State a 14-7 advantage, and a relentless defense took over from there. Scott finished with 28 carries and 116 yards along with his two scores. Morelli was 12-of-22 passing and had an interception.

Notre Dame's offensive line, which was battered for nine sacks in the season-opening loss to Georgia Tech, couldn't contain the Nittany Lions most of the game.

Trailing 17-7 early in the third quarter, Notre Dame had a golden opportunity after Tom Zbikowski returned a punt 43 yards to the Penn State 7.

From there, Penn State's defense held firm. Clausen threw an incompleton, Armando Allen was held to a 2-yard gain, Clausen threw the ball away under pressure, and the Irish had to settle for a field goal.

They would not score again.

Trailing 23-10, another Irish drive ended after Clausen was sacked on a blitz by Connor, who finished with a team-high 12 tackles.

"Obviously they're known as Linebacker U. for a reason," Notre Dame center John Sullivan said.

Clausen's best drive came late in the fourth quarter, when he led Notre Dame to the Penn State 10. However, that ended on fourth down when he was forced to scramble and then threw high, a pass that was intercepted in the end zone by Justin King.

Zbikowski led the Notre Dame defense by forcing two fumbles, but Penn State's running game finally got on track in the second half.

"We didn't come out on fire, but we ended up on top," Scott said. "That's all that matters."

Score by Quarters	1	2	3	4	Score
Notre Dame	7	0	3	0	10
Penn State	7	7	10	7	31

**First Quarter**

8:23 ND Darrin Walls 73 yd interception return (Brandon Walker kick), ND 7 - PS 0  
0:52 PS Derrick Williams 78 yd punt return (Kevin Kelly kick), ND 7 - PS 7

**Second Quarter**

6:37 PS Jordan Norwood 10 yd pass from Anthony Morelli (Kevin Kelly kick), 6-51 2:17, PS 14 - ND 7

**Third Quarter**

13:13 PS Kevin Kelly 37 yd field goal, 4-7 1:36, PS 17 - ND 7  
8:16 ND Brandon Walker 22 yd field goal, 4-2 0:56, PS 17 - ND 10  
4:47 PS Austin Scott 1 yd run (Kevin Kelly kick), 7-65 3:22, PS 24 - ND 10

**Fourth Quarter**

7:40 PS Austin Scott 5 yd run (Kevin Kelly kick), 10-62 5:12, PS 31 - ND 10

	ND	PS
FIRST DOWNS	9	19
RUSHES-YARDS (NET)	26-0	46-164
PASSING YDS (NET)	144	131
Passes Att-Comp-Int	32-17-1	22-12-1
TOTAL OFFENSE PLAYS-YARDS	58-144	68-295
Fumble Returns-Yards	0-0	0-0
Punt Returns-Yards	2-47	4-100
Kickoff Returns-Yards	4-101	3-96
Interception Returns-Yards	1-73	1-0
Punts (Number-Avg)	10-44.8	6-43.2
Fumbles-Lost	3-0	2-2
Penalties-Yards	14-97	7-65
Possession Time	26:00	34:00
Third-Down Conversions	2 of 16	9 of 16
Fourth-Down Conversions	0 of 1	0 of 0
Red-Zone Scores-Chances	1-2	4-4
Sacks By: Number-Yards	2-18	6-50

**RUSHING:** Notre Dame-Travis Thomas 6-12; Armando Allen 8-11; Junior Jabbie 1-5; James Aldridge 1-minus 3; Jimmy Clausen 10-minus 25. Penn State-

Austin Scott 28-116; Rodney Kinlaw 9-49; Matt Hahn 4-22; TEAM 1-minus 1; Anthony Morelli 3-minus 11; Deon Butler 1-minus 11.

**PASSING:** Notre Dame- Jimmy Clausen 17-32-1-144. Penn State-Anthony Morelli 12-22-1-131.

**RECEIVING:** Notre Dame-Armando Allen 6-38; David Grimes 5-45; David West 2-9; Robbie Parris 1-35; Duval Kamara 1-6; Will Yeatman 1-6; John Carlson 1-5. Penn State-Jordan Norwood 3-20; Matt Hahn 2-16; Terrell Golden 2-15; Derrick Williams 2-14; Chris Bell 1-51; Deon Butler 1-16; Austin Scott 1-minus 1.

**INTERCEPTIONS:** Notre Dame-Darrin Walls 1-73. Penn State-King, Justin 1-0.

**FUMBLES:** Notre Dame-TEAM 1-0; James Aldridge 1-0; Golden Tate 1-0. Penn State-Austin Scott 1-1; Anthony Morelli 1-1.

**SACKS (UA-A):** Notre Dame-Morrice Richardson 1-0; Justin Brown 0-1; John Ryan 0-1. Penn State-Maurice Evans 1-0; Aaron Maybin 1-0; Tyrell Sales 1-0; Josh Gaines 0-1; Sean Lee 0-1; Dan Connor 1-0; Jerome Hayes 1-0.

**TACKLES (UA-A):** Notre Dame-Joe Brockington 6-4; Trevor Laws 6-4; Pat Kuntz 3-5; Tom Zbikowski 4-2; Maurice Crum, Jr. 3-3; John Ryan 0-4; Justin Brown 2-1; Anthony Vernaglia 1-2; Ian Williams 1-2; Leo Ferrine 2-0; Darrin Walls 2-0; David Bruton 1-1; Ambrose Wooden 1-1; Toryan Smith 1-1; Scott Smith 1-0; Geoff Price 1-0; Terrail Lambert 1-0; Kyle McCarthy 1-0; Golden Tate 1-0; Morrice Richardson 1-0; Will Yeatman 0-1; J.J. Jansen 0-1; Dwight Stephenson, Jr. 0-1; Ray Herring 0-1; Kerry Neal 0-1; Jashaad Gaines 0-1; Steve Quinn 0-1; Sergio Brown 0-1. Penn State-Connor, Dan 8-4; Scirrotto, A. 3-2; Sales, Tyrell 3-1; Lee, Sean 2-2; Sargeant, L. 1-3; Davis, Tony 3-0; Evans, Maurice 2-1; Gaines, Josh 0-3; Taylor, Phillip 2-0; Hayes, Jerome 1-1; Bowman, Navorro 1-1; Baker, Chris 0-2; Wallace, A.J. 1-0; King, Justin 1-0; Odrick, Jared 1-0; Maybin, Aaron 1-0; Brackett, Brett 1-0; Golden, Terrell 1-0; Timmons, K. 0-1; Latham, Kevin 0-1.

Stadium: Beaver Stadium Attendance: 110078  
Kickoff time: 6:03 pm End of Game: 9:20 Total elapsed time: 3:17  
Officials: Referee: J.McDaid; Umpire: J.Eckl; Linesman: T.Gray; Line judge: H.Campbell; Back judge: B.Platt; Field judge: R.Sokolowski; Side judge: C.JunJulas; Scorer: T.Herrington;  
Temperature: 80 Wind: W 5 Weather: Warm, Humid, Cloudy

**Game #3 • Sept. 15, 2007**  
**Michigan 38, Notre Dame 0**  
**Ann Arbor, Mich. • Michigan Stadium (111,178)**

(AP) -- Michigan took care of Mike Hart's guarantee with ease. Hart ran for 187 yards on 35 carries and scored two touchdowns, and Ryan Mallett threw for three scores, leading the Wolverines to a 38-0 win over Notre Dame on Saturday.

Michigan handed the Fighting Irish their worst loss since beating them by the same score in 2003.

The Wolverines (1-2) avoided their first 0-3 start in seven decades.

Notre Dame (0-3) is winless after three games for just the second time in school history, putting coach Charlie Weis in unwanted company with Bob Davie.

The Fighting Irish have lost five straight for the first time since the 1985-86 seasons, Gerry Faust's last year and Lou Holtz's first.

In an unprecedented matchup of the storied programs, Michigan looked like it might not be that bad while the Fighting Irish appeared to be even worse than expected after losing to Penn State and Georgia Tech by a combined 51 points.

Hart backed up his prediction of a win with a sensational performance, even against a defense stacked to stop him. His freshman quarterback was efficient in his first career start.

Michigan's defense suddenly was swarming to the football after giving up 73 points in losses to Appalachian State and Oregon.

Freshman Jimmy Clausen was 11-of-17 for just 74 yards and an interception. He was sacked seven times, leading to Notre Dame's rushing total of minus-6.

Notre Dame prevented Clausen from taking more abuse in the fourth quarter, and had to use Evan Sharpley because backup quarterback Demetrius Jones stunned the team by not showing up for a team meal or the bus trip to Ann Arbor on Friday. Fittingly, Sharpley threw an interception just as it seemed that Notre Dame might avoid a shutout.

The Fighting Irish did move the ball enough on the ground on their

final drive, however, to avoid breaking their school record of minus-12 yards rushing.

In three games, Notre Dame's offense hasn't scored.

Mallett was asked to throw just 15 times, and he connected on seven passes for 90 yards and TDs to receivers Mario Manningham, Adrian Arrington and Greg Matthews.

Senior quarterback Chad Henne, who had started each of his 39 games at Michigan, is out with what appears to be a knee injury. Coach Lloyd Carr has refused to give details, but Henne watched the game with a brace that seemed to be protecting his right knee.

It was ugly right from the start for Notre Dame.

The first snap sailed over running back Armando Allen's head, and the Fighting Irish lost 27 yards on their first two drives.

Notre Dame fumbled five times in the first half, losing two of them, and Clausen threw an interception, helping Michigan take a 31-0 lead.

The Wolverines just coasted in the second half, perhaps ending their stay in the national spotlight.

For the first time since The Associated Press started ranking teams in 1936, Michigan and Notre Dame were both unranked. They also entered the game winless for the first time, not counting openers.

Hart guaranteed a win over Notre Dame soon after Oregon beat the Wolverines 39-7, handing them their worst loss since 1968, and a week after being upset by Appalachian State and becoming the butt of Jay Leno's jokes.

Score by Quarters	1	2	3	4	Score
Notre Dame	0	0	0	0	- 0
Michigan	10	21	7	0	- 38

**First Quarter**

10:53 UM Gingell 39 yd field goal, 7-21, 2:35  
 07:34 UM Hart 2 yd run (Gingell kick), 5-21, 2:37

**Second Quarter**

14:39 UM Hart 3 yd run (Gingell kick), 3-38, 0:22  
 11:34 UM Mathews 26 yd pass from Mallett (Gingell kick), 5-48, 1:22  
 00:25 UM Arrington 5 yd pass from Mallett (Gingell kick), 11-56, 2:32

**Third Quarter**

04:10 UM Manningham 13 yd pass from Mallett (Gingell kick), 11-79, 4:55

	ND	UM
FIRST DOWNS	10	25
RUSHES-YARDS (NET)	33--6	61-289
PASSING YDS (NET)	85	90
Passes Att-Comp-Int	22-13-2	16-7-0
TOTAL OFFENSE PLAYS-YARDS	55-79	77-379
Fumble Returns-Yards	0-0	0-0
Punt Returns-Yards	3-26	5-30
Kickoff Returns-Yards	5-133	1-17
Interception Returns-Yards	0-0	2-26
Punts (Number-Avg)	7-43.3	4-40.0
Fumbles-Lost	6-2	3-2
Penalties-Yards	7-51	4-37
Possession Time	26:16	33:44
Third-Down Conversions	4 of 13	11 of 17
Fourth-Down Conversions	1 of 1	0 of 1
Red-Zone Scores-Chances	0-0	4-4
Sacks By: Number-Yards	0-0	8-48

**RUSHING:** Notre Dame-Aldridge 10-51; Allen 9-24; Thomas 1-13; Tate 1-4; Jabbie 1-minus 2; Team 2-minus 31; Clausen 9-minus 65.

Michigan-Hart 35-187; Minor 17-82; Brown 4-10; Potempa 2-9; Mallett 3-1.

**PASSING:** Notre Dame-Clausen 11-17-1-74; Sharpley 2-5-1-11. Michigan-Mallett 7-15-0-90; Arrington 0-1-0-0.

**RECEIVING:** Notre Dame-Grimes 3-10; West 2-23; Carlson 2-13; Schmidt 2-11; Allen 2-7; Kamara 1-14; Parris 1-7. Michigan-Manningham 2-35; Arrington 2-15; Hart 2-14; Matthews 1-26.

**INTERCEPTIONS:** Notre Dame-None. Michigan-Brown 1-26; Thompson 1-0.

**FUMBLES:** Notre Dame-Clausen 2-1; Allen 2-1; Team 2-0. Michigan-Mallett 2-1; Brown 1-1.

**SACKS (UA-A):** Notre Dame-None. Michigan-Graham 3-1; Crable 1-2; Harrison 0-1; Englemon 1-0; Jamison 1-0.

**TACKLES (UA-A):** Notre Dame-Bruton 5-4; Zbikowski 5-3; Brown 4-4; Ryan 6-1; Laws 4-3; Crum 1-6; Stephenson 5-1; Kuntz 3-3; McNeil 4-1; Brockington 2-3; Williams 4-0; Smith, B. 1-1; Walls 1-1; Anello 1-0; Quinn 1-0; Grimes 1-0; Carlson 1-0; Lambert 1-0; Richardson 1-0; McCarthy 0-1; Vernaglia 0-1; Wooden 0-1. Michigan-Graham 5-2; Thompson 5-1; Chambers 4-1; Warren 4-1; Crable 3-2; Englemon 3-2; Harrison 2-3; Graham 3-1; Jamison 2-1; Trent 1-2; Brown 2-0; Johnson 2-0; Adams 2-0; Taylor 1-0; Panter 1-0; Logan 1-0; Dutch 1-0; McLaurin 1-0; Stewart 0-1; Webb 0-1.

Stadium: Michigan Stadium Attendance: 111178  
 Kickoff time: 3:36 End of Game: 6:38 Total elapsed time: 3:02  
 Officials: Referee: D. Capron; Umpire: J. Krogstad; Linesman: J. Ryan; Line judge: P. Engelberts; Back judge: T. Herbert; Field judge: M. Cannon; Side judge: D. Leftwich;  
 Temperature: Mid 50s Wind: WNW 10 Weather: Partly Cloudy

**Game #4 • Sept. 22, 2007  
Michigan State 31, Notre Dame 14  
Notre Dame, Ind. • Notre Dame Stadium (80,795)**

(AP) -- Notre Dame's offense got into the end zone -- twice, in fact. It wasn't nearly enough to end the misery for the Fighting Irish.

For the first time in 119 seasons of Notre Dame football, the Irish are 0-4. Michigan State, which blew a big lead to Notre Dame a year ago in a loss that sent its season in a tailspin, got a measure of revenge against the floundering Fighting Irish with a 31-14 victory Saturday.

Now it's Notre Dame's season that's spinning out of control. The Irish have lost six in a row, the second longest losing streak in school history, and allowed at least 30 points in each game.

Notre Dame coach Charlie Weis said he wasn't focusing on the worst start ever.

"Records to me is not the critical factor," he said. "I'll critically evaluate this game and get ready for Purdue."

Michigan State coach Mark Dantonio, who became the first Spartans coach to win his first four games, called the victory a statement. He said the painful 40-37 loss last year in East Lansing had taken a toll on the players and the program.

"Our guys have been mocked, and our guys have been made fun of, and we lost coaches; there was a coaching change, and a lot of things happened," he said. "So we internalized this and turned it to our favor today."

Brian Hoyer threw four touchdown passes -- two to Kellen Davis and one each to Devin Thomas and Mark Dell -- and Javon Ringer rushed for 144 yards on 26 carries and Jehuu Caulcrick ran for 83 yards on 20 carries to pace the Spartans.

"It was an emotional win for us," Davis said. "Getting this victory here was kind of like vindication or redemption for us, especially for those who started last year."

Michigan State also became the first opponent to win six in a row at Notre Dame Stadium.

Last season, Brady Quinn led the Irish back from a 16-point deficit in the fourth quarter. This season it was the Michigan State quarterback who was the star.

Hoyer was 11-of-24 passing for 135 yards as the Spartans amassed 354 yards total offense.

"Anytime you throw four touchdown passes you have to be pretty pleased," Hoyer said. "It's something I'll remember for the rest of my life."

The most memorable play was the final touchdown. On fourth-and-2 from the 30-yard line, Hoyer fumbled the snap -- on purpose, as it turns out -- picked it up and threw a TD pass to Davis.

"We've practiced that thing since the spring," Dantonio said. Hoyer said he was worried doing it on fourth down, but said the Irish fell for it.

"I guess it helped that I fumbled on the second play of the game," he said. Notre Dame finally found some offense, scoring two TDs and finishing in the black in yards rushing for the first time this season, but the Irish defense was woeful.

Notre Dame scored its first offensive touchdown of the season on a 1-yard run by Travis Thomas to cap a 9-yard drive in the first quarter. The score was set up by a Michigan State fumble.

Notre Dame later added an 80-yard scoring drive highlighted by a 43-yard run by James Aldridge, who ran for 104 yards on 18 carries. The Irish ran for 117 yards; Michigan State 219 yards.

Freshman Jimmy Clausen was 7-of-13 passing for 53 yards for Notre Dame. Evan Sharpley, who played the fourth quarter, was 4-of-7 passing for 33 yards. The Irish, who had given up 23 sacks through their first three games, were sacked four times by the Spartans. MSU defensive end Jonal Saint-Dic sacked Clausen for a 17-yard loss and stripped the ball from the quarterback.

The Irish played their best game of the season but couldn't keep up. They have now scored 27 points through four games -- the third fewest ever in school history. The 1933 team managed just 12 points and the 1928 team coached by Knute Rockne scored 25.

Notre Dame scored both of its touchdowns in the first half and trailed 17-14 at halftime. The first came on a short drive after Hoyer fumbled the snap and Irish defensive end Trevor Laws recovered. The second touchdown came on a 3-yard run by Robert Hughes.

The Irish have only had 12 losing seasons in the history of the program -- though three have come in the past nine years. With Purdue, UCLA, Boston College and USC up next for the Irish, losing season No. 13 will be tough to avoid.

"You keep going until there's a payoff," Weis said. "Hopefully it's against Purdue."

Score by Quarters	1	2	3	4	Score
Michigan State	14	3	14	0	31 Record: (4-0)
Notre Dame	7	7	0	0	14 Record: (0-4)

**First Quarter**

10:01 ND Travis Thomas 1 yd run (Brandon Walker kick), 3-9 0:54  
 7:05 MSU Devin Thomas 7 yd pass from Brian Hoyer (Brett Swenson kick), 8-67 2:56  
 0:22 MSU Kellen Davis 3 yd pass from Brian Hoyer (Brett Swenson kick), 5-45 1:31

**Second Quarter**

12:19 MSU Brett Swenson 27 yd field goal, 4-5 1:24  
 10:41 ND Robert Hughes 3 yd run (Brandon Walker kick), 5-80 1:38

**Third Quarter**

12:05 MSU Mark Dell 16 yd pass from Brian Hoyer (Brett Swenson kick), 8-45 2:55  
 2:45 MSU Kellen Davis 30 yd pass from Brian Hoyer (Brett Swenson kick), 10-67 4:15

	MSU	ND
FIRST DOWNS	19	9
RUSHES-YARDS (NET)	49-219	35-117
PASSING YDS (NET)	135	86
Passes Att-Comp-Int	24-11-1	20-11-0
TOTAL OFFENSE PLAYS-YARDS	73-354	55-203
Fumble Returns-Yards	0-0	0-0
Punt Returns-Yards	4-28	0-0
Kickoff Returns-Yards	3-98	5-100
Interception Returns-Yards	0-0	1-0
Punts (Number-Avg)	5-41.4	9-38.8
Fumbles-Lost	1-1	1-1
Penalties-Yards	3-20	4-35
Possession Time	33:29	26:31
Third-Down Conversions	6 of 15	4 of 15
Fourth-Down Conversions	2 of 2	1 of 2
Red-Zone Scores-Chances	4-5	2-2
Sacks By: Number-Yards	4-32	1-8

**RUSHING:** Michigan State-Javon Ringer 26-144; Jehuu Caulcrick 20-83; Team 1-minus 1; Brian Hoyer 2-minus 7. Notre Dame-James Aldridge 18-104; Robert Hughes 6-33; Armando Allen 3-13; Travis Thomas 1-1; Asaph Schwapp 1-0; Junior Jabbie 1-minus 2; Evan Sharpley 1-minus 2; Jimmy Clausen 4-minus 30.

**PASSING:** Michigan State-Brian Hoyer 11-24-1-135. Notre Dame-Jimmy Clausen 7-13-0-53; Evan Sharpley 4-7-0-33.

**RECEIVING:** Michigan State-Devin Thomas 4-55; Kellen Davis 2-33; Andrew Hawken 2-14; Mark Dell 1-16; Javon Ringer 1-11; Jehuu Caulcrick 1-6. Notre Dame-George West 3-25; David Grimes 3-24; John Carlson 1-16; Duval Kamara 1-9; Armando Allen 1-5; Luke Schmidt 1-5; Junior Jabbie 1-2.

**INTERCEPTIONS:** Michigan State-None. Notre Dame-David Bruton 1-0.

**FUMBLES:** Michigan State-Brian Hoyer 1-1. Notre Dame-Jimmy Clausen 1-1.

**SACKS (UA-A):** Michigan State-Jonal Saint-Dic 1-0; Kendell Davis-Clark 1-0; Justin Kershaw 1-0; Eric Gordon 1-0. Notre Dame-Kerry Neal 1-0.

**TACKLES (UA-A):** Michigan State-Otis Wiley 3-3; Kelab Thornhill 2-4; Travis Key 1-5; Ervin Baldwin 2-3; Eric Gordon 2-3; SirDarean Adams 1-4; Jonal Saint-Dic 4-0; Kendell Davis-Clark 3-1; Justin Kershaw 2-2; Ogemdi Nwagbue 1-3; Greg Jones 2-1; Chris L. Rucker 2-1; Ashton Henderson 2-0; Jon Misch 1-1; T.J. Williams 1-0; Kellen Davis 0-1; Dan Fortener 0-1; Roderick Jenrette 0-1. Notre Dame-Maurice Crum, Jr. 6-10; David Bruton 8-7; Trevor Laws 0-9; Joe Brockington 3-4; Tom Zbikowski 2-3; Toryan Smith 2-2; Ian Williams 1-3; Brian Smith 0-3; Derrell Hand 0-3; Pat Kuntz 0-3; Ambrose Wooden 2-0; Junior Jabbie 2-0; Darrin Walls 2-0; Dwight Stephenson, Jr. 1-1; Anthony Vernaglia 1-1; Kerry Neal 1-1; Terrail Lambert 1-0; Steve Quinn 1-0; Travis Thomas 1-0; J.J. Jansen 1-0; Scott Smith 0-1; Will Yeatman 0-1.

Stadium: Notre Dame Stadium Attendance: 80795  
 Kickoff time: 3:43 pm End of Game: 7:02 pm Total elapsed time: 3:19  
 Officials: Referee: Stephen Pamon; Umpire: Pat Bayers; Linesman: Jack Teitz;  
 Line judge: Bob Davis; Back judge: Dennis Morris; Field judge: Joe Duncan;  
 Side judge: Bobby Sagers; Scorer: ND Stat Crew;  
 Temperature: 73 Wind: NW8 Weather: Sunny



**Game #5 • Sept. 29, 2007**  
**#25 Purdue 33, Notre Dame 19**  
**West Lafayette, Ind. • Ross-Ade Stadium (62,250)**

(AP) -- Charlie Weis was looking for something he recognized as winning football. He finally saw it ... just not enough of it.

Purdue extended the worst start in Notre Dame history to five losses when Curtis Painter threw two touchdown passes and Chris Summers hit four field goals in a 33-19 win on Saturday.

The Irish fell behind 23-0 at the half, and Weis let his players know he's tired of playing catch-up.

"This time, I was maybe a little more rough at halftime," he said. "I'd had about enough. It was a collective effort. Offense, defense, special teams."

Notre Dame outscored Purdue 19-10 in the second half, something Weis hopes to build on.

"For the first time this year, we played a half of football where you could win," he said. "That's closer to winning football."

Freshman quarterback Jimmy Clausen threw his first career touchdown pass before leaving with an injured hip, and the Irish gained 426 yards, by far their best output of the season.

It's a start.

Meanwhile, the Boilermakers (5-0) are off to their best start since 2004.

Kory Sheets had 141 yards rushing and Dorien Bryant caught eight passes for 82 yards for Purdue, which hosts No. 8 Ohio State next week.

With Purdue seemingly in control, Notre Dame's Tom Zbikowski intercepted a pass by Painter on early in the second half, and the Irish took advantage. On a fourth-and-goal at the Purdue 5-yard line, Clausen completed a pass to John Carlson to cut the lead to 23-6.

Purdue got a few gifts from Notre Dame on its next possession. The Irish bailed the Boilermakers out on a third-and-21 with a late hit and Summers' 29-yard field goal gave the Boilermakers a 26-6 lead. The Irish committed three penalties for 35 yards on the possession.

Clausen limped often in the game, and at times was shuffled in and out of the lineup. Weis expects him to play on Saturday against UCLA. Backup quar-

terback Evan Sharpley completed 16-of-26 passes for 208 yards, and Golden Tate caught three passes for 104 yards.

They gave Notre Dame a chance early in the fourth quarter with a 43-yard completion on a fourth-and-5 from the Notre Dame 37. Sharpley eventually threw a 7-yard touchdown pass to Duval Kamara with 12:43 left to cut Purdue's lead to 26-12.

On Notre Dame's next possession, Sharpley completed a 25-yard touchdown pass to a falling Tate to cut Purdue's lead to 26-19 with 7:58 to go.

Purdue righted itself on the next possession. Four running plays netted 35 yards before Painter connected with tight end Dustin Keller for a 14-yard touchdown.

Notre Dame then drove to the Purdue 18, but Terrell Vinson intercepted Sharpley in the end zone to end the threat. It was Vinson's second pick of the game.

The Irish converted 4 of 6 fourth downs, including two in their territory in the fourth quarter. Weis said he was playing for the win, no matter what.

"I told them with seven minutes to go if we cut it to seven, if we scored again, we were going to go for two and try and win in regulation," he said. "Why not go for two?"

Notre Dame will focus on playing a complete game after Weis said they showed potential in the second half.

"If we can do 60 minutes of that, maybe we can come away with a victory," Sharpley said.

Perhaps, but things don't get any easier for the Irish who face UCLA, No. 12 Boston College and top-ranked Southern California the next three weeks.

"It's been tough," Notre Dame defensive end Trevor Laws said, "but you just have to keep playing and show the young guys how to fight."

Score by Quarters	1	2	3	4	Score
Notre Dame	0	0	6	13	- 19
Purdue	10	13	3	7	- 33

**First Quarter**

10:45 PU Chris Summers 27 yd field goal, 10-54 4:15  
 5:49 PU Kory Sheets 1 yd run (Chris Summers kick), 8-80 2:43

**Second Quarter**

11:54 PU Chris Summers 34 yd field goal, 6-8 1:19  
 4:46 PU Dorien Bryant 11 yd pass from Curtis Painter (Chris Summers kick), 11-81 4:46  
 2:50 PU Chris Summers 26 yd field goal, 4-5 1:20

**Third Quarter**

7:55 ND John Carlson 5 yd pass from Jimmy Clausen (Brandon Walker kick failed), 6-37 2:06  
 0:28 PU Chris Summers 29 yd field goal, 11-56 3:21

**Fourth Quarter**

12:43 ND Duval Kamara 7 yd pass from Evan Sharpley (Nate Whitaker kick failed), 11-81 2:45  
 7:58 ND Golden Tate 25 yd pass from Evan Sharpley (Nate Whitaker kick), 14-79 3:40  
 5:33 PU Dustin Keller 14 yd pass from Curtis Painter (Chris Summers kick), 5-59 2:25

	ND	PU
FIRST DOWNS	21	27
RUSHES-YARDS (NET)	26-49	42-119
PASSING YDS (NET)	377	252
Passes Att-Comp-Int	52-34-2	37-22-2
TOTAL OFFENSE PLAYS-YARDS	78-426	79-371
Fumble Returns-Yards	0-0	0-0
Punt Returns-Yards	1-6	0-0
Kickoff Returns-Yards	8-132	4-83
Interception Returns-Yards	2-(-2)	2-6
Punts (Number-Avg)	3-44.0	3-42.3
Fumbles-Lost	2-1	1-0
Penalties-Yards	11-110	9-67
Possession Time	26:54	33:06
Third-Down Conversions	5 of 16	6 of 15
Fourth-Down Conversions	4 of 6	0 of 1
Red-Zone Scores-Chances	2-4	7-7

Sacks By: Number-Yards  
 2-22 2-14

**RUSHING:** Notre Dame-Armando Allen 6-25; Junior Jabbie 4-16; Jimmy Clausen 3-13; James Aldridge 5-9; Robert Hughes 1-0; Travis Thomas 1-0; Team 1-minus 7; Evan Sharpley 5-minus 7. Purdue-Kory Sheets 27-141; Dan Dierking 4-9; Curtis Painter 5-1; Dorien Bryant 1-minus 8; Team 5-minus 24.

**PASSING:** Notre Dame-Jimmy Clausen 18-26-1-169; Evan Sharpley 16-26-1-208. Purdue-Curtis Painter 22-37-2-252.

**RECEIVING:** Notre Dame-Robby Parris 7-93; Duval Kamara 6-68; John Carlson 5-30; George West 4-37; Junior Jabbie 4-15; Golden Tate 3-104; David Grimes 3-34; Asaph Schwapp 1-5; Armando Allen 1-minus 9. Purdue-Dorien Bryant 8-82; Dustin Keller 5-36; Greg Orton 3-55; Selwyn Lymon 2-28; Whittington 1-24; Jake Standeford 1-14; Kory Sheets 1-8; Desmond Tardy 1-5.

**INTERCEPTIONS:** Notre Dame-Kyle McCarthy 1-0; Tom Zbikowski 1-minus 2. Purdue-Terrell Vinson 2-6.

**FUMBLES:** Notre Dame-James Aldridge 1-0; Armando Allen 1-1. Purdue-Team 1-0.

**SACKS (UA-A):** Notre Dame-John Ryan 1-0; Trevor Laws 1-0. Purdue-Torri Williams 1-0; Cliff Avril 1-0.

**TACKLES (UA-A):** Notre Dame-Joe Brockington 6-3; Tom Zbikowski 7-0; John Ryan 6-0; Trevor Laws 5-1; Terrail Lambert 3-0; David Bruton 3-0; Kyle McCarthy 3-0; Ambrose Wooden 3-0; Dwight Stephenson 3-0; Morrice Richardson 2-1; Darrin Walls 2-1; Brian Smith 2-0; Sergio Brown 2-0; Pat Kuntz 1-1; Maurice Crum, Jr. 1-1; John Carlson 1-0; Jimmy Clausen 1-0; Scott Smith 1-0; Raeshon McNeil 0-1; Ian Williams 0-1. Purdue-Stanford Keglra 5-4; Josh Ferguson 3-5; Dan Bick 3-3; Terrell Vinson 5-0; Justin Scott 4-1; Anthony Heygood 3-1; Torri Williams 3-1; Brandon King 2-2; Cliff Avril 3-0; Aaron Lane 2-1; Royce Adams 2-1; Kevin Green 2-0; Tyler Haston 2-0; Alex Magee 1-1; Eugene Bright 1-1; Keyon Brown 1-0; Dan Dierking 1-0; Williams 1-0; Dustin Keller 1-0; Halliburton 0-1.

Stadium: Ross-Ade Stadium Attendance: 62250  
 Kickoff time: 12:03 pm End of Game: 3:30 pm Total elapsed time: 3:27  
 Officials: Referee: Randy Smith; Umpire: Rick Feeney; Linesman: Karvin McGrath; Line judge: Hugh Campbell; Back judge: Paul Vargo; Field judge: Ben Vasconcells; Side judge: Bruce Williams;  
 Temperature: 77 Wind: SSW 7 Weather: Sunny

**Game #6 • Oct. 6, 2007  
Notre Dame 20, #25 UCLA 6  
Pasadena, Calif. • The Rose Bowl (78,543)**

(AP) -- Jimmy Clausen scored on a quarterback sneak and Maurice Crum returned a fumble 34 yards for another touchdown during a 50-second span of the third quarter as Notre Dame fought its way out of one of the worst slumps in school history with a 20-6 victory over UCLA on Saturday.

It was only the second time Notre Dame had played in Pasadena. Knute Rockne's "Four Horsemen" defeated coach Pop Warner's Stanford team 27-10 in the 1925 Rose Bowl to give the Irish their first undisputed national championship.

This win was significant in quite a different way. It was Notre Dame's first victory of the season and assured the Fighting Irish they won't equal the longest losing streak in school history.

Coach Charlie Weis obviously was relieved.

"When you're 0-5, everyone in the country is laughing at you," Weis said. "The only thing you can do is do something about it on the field. I'm really happy for the kids.

"We never had a better week of practice since I've been here. I said good things will happen, and it happened."

After a school record 0-5 start, the Irish avoided tying their longest losing streak. The victory was their first in eight games dating back to last season. The only other time the Irish lost eight straight was in 1960, when they won their opener and didn't win again until the final game of the season.

This time, Notre Dame (1-5) knocked UCLA quarterback Ben Olson out with a knee injury late in the first quarter, then hounded freshman redshirt McLeod Bethel-Thompson into a string of mistakes.

A walk-on pressed into the backup role for UCLA (4-2, 3-0 Pac-10) because of an injury to Patrick Cowan, Bethel-Thompson had not thrown a pass in a college game.

The Irish picked off four of his throws, with Crum getting two of them. He also recovered the quarterback's fumble and ran it in for a touchdown.

"It's unfortunate that Ben went down early in the game," UCLA coach Karl Dorrell said. "It's the kind of game where Notre Dame played everything close to the vest and didn't make any mistakes. They put some pressure on our offense, and our offenses made some mistakes.

"Mac (Bethel-Thompson) did a nice job, given the circumstances with

the type of game and his experience. I give credit to Notre Dame. When they don't have any turnovers and you have six, that's unfortunate."

Clausen put the Irish ahead 13-6 when he bulled over from 1 yard out, with 1:53 left in the third quarter. David Bruton set up the score when he intercepted a pass at the UCLA 21 and returned it to the 4.

The Irish players began to celebrate a bit on the sidelines when Clausen scored, and Weis said he told them to tone it down.

"It's been a while since we've been up in the second half," he said. "So I told my guys to act like they've been there before. Don't make me look an idiot."

Crum gave the Irish a 14-point pad when he scooped up the fumble and scored with 1:03 remaining in the third.

Notre Dame's Brandon Walker kicked a 26-yard field goal in the first quarter and a 48-yarder that bounced off the cross bar and went over to tie it 6-6 midway through the third quarter. UCLA's Kai Forbath kicked a 29-yarder in the first quarter, then gave the Bruins a 6-3 lead with a 49-yarder late in the first half.

Bethel-Thompson completed 12-of-28 for 139 yards. Brandon Breazell and Joe Cowan each had five receptions for 69 yards for the punchless Bruins.

Clausen, a freshman who was a high school standout in the Los Angeles suburb of Westlake Village, completed 17-of-27 for 84 yards, with no touchdowns and no interceptions.

John Carlson had six catches for 38 yards for Notre Dame.

The oft-injured Olson left the game when Tom Zbikowski sacked him, twisting the quarterback's left knee, late in the first quarter. Olson fumbled on the play and Kerry Neal picked up the ball to give Notre Dame the ball at the Bruins' 1-yard line and set up Walker's first field goal.

Last year, Olson went out with a knee injury in the fifth game and Cowan was the quarterback the rest of the season. Olson missed this year's game against Washington because of concussion-like symptoms.

Score by Quarters	1	2	3	4	Score
Notre Dame	3	0	17	0	-- 20
UCLA	3	3	0	0	-- 6

**First Quarter**

3:06 UCLA Kai Forbath 29 yd field goal, 13-42 4:59  
0:23 ND Walker, Brandon 26 yd field goal, 4-4 0:57

**Second Quarter**

0:32 UCLA Kai Forbath 49 yd field goal, 9-40 3:16

**Third Quarter**

6:24 ND Brandon Walker 48 yd field goal, 13-29 6:42  
1:53 ND Jimmy Clausen 1 yd run (Brandon Walker kick), 3-2 1:14  
1:03 ND Maurice Crum 34 yd fumble recovery (Brandon Walker kick)

	ND	UCLA
FIRST DOWNS	12	20
RUSHES-YARDS (NET)	38-46	37-89
PASSING YDS (NET)	94	193
Passes Att-Comp-Int	28-18-0	38-16-4
TOTAL OFFENSE PLAYS-YARDS	66-140	75-282
Fumble Returns-Yards	2-45-1	0-0-0
Punt Returns-Yards	2-1-0	2-4-0
Kickoff Returns-Yards	3-73-0	5-100-0
Interception Returns-Yards	4-64-0	0-0-0
Punts (Number-Avg)	9-40.3	5-41.0
Fumbles-Lost	1-0	5-3
Penalties-Yards	8-61	11-93
Possession Time	32:02	27:58
Third-Down Conversions	3 of 17	4 of 15
Fourth-Down Conversions	1 of 2	0 of 2
Red-Zone Scores-Chances	2-3	1-2
Sacks By: Number-Yards	5-40	3-19

**RUSHING:** Notre Dame-James Aldridge 22-52; Armando Allen 3-19; Asaph Schwapp Asaph 1-2; Travis Thomas 2-1; Team 2-minus 7; Jimmy Clausen 8-

minus 21. UCLA-Kahlil Bell 18-64; Chane Moline 6-21; Brandon Breazell 1-18; Joe Cowan 1-8; Ben Olson 2-1; Bethel-Thompson 9-minus 23.

**PASSING:** Notre Dame-Jimmy Clausen 17-27-0-84; Armando Allen 1-1-0-10. UCLA-Bethel-Thompson 12-28-4-139; Ben Olsen 4-10-0-54.

**RECEIVING:** Notre Dame-John Carlson 6-38; James Aldridge 3-18; Robby Parris 3-13; Duval Kamara 2-20; Armando Allen 2-3; D.J. Hord 1-2; Golden Tate 1-0. UCLA-Joe Cowan 5-69; Brandon Breazell 5-69; Dominique Johnson 3-37; Kahlil Bell 2-6; Logan Paulsen 1-12.

**INTERCEPTIONS:** Notre Dame-Maurice Crum 2-46; David Bruton 1-17; Terrail Lambert 1-1. UCLA-None.

**FUMBLES:** Notre Dame-Jimmy Clausen 1-0. UCLA-Bethel-Thompson 3-1; Ben Olson 1-1; Kahlil Bell 1-1.

**SACKS (UA-A):** Notre Dame-Brian Smith 1-0; Tom Zbikowski 1-0; Maurice Crum 1-0; John Ryan 1-0; Trevor Laws 1-0. UCLA-Bruce Davis 3-0.

**TACKLES (UA-A):** Notre Dame-Kuntz 6-2; Crum 5-2; Brockington 4-2; Wooden 3-3; Laws 4-1; Zbikowski 2-3; Bruton 4-0; Vernaglia 1-3; Neal 3-0; Stephenson 2-1; Toryan Smith 2-1; Lambert 1-2; Ryan 1-1; Williams 1-0; Quinn 1-0; Jabbie 1-0; Anello 1-0; Thomas 1-0; Smith 1-0; Jansen 1-0; Brown 1-0; McCarthy 0-1. UCLA-Brown 7-3; Horton 7-1; Keyes 6-1; Verner 5-1; Taylor 4-2; Bosworth 4-0; Davis 3-1; Brown 3-1; Blake 1-2; Carter 2-0; Team 2-0; Ward 2-0; Whittington 2-0; Van 1-0; Reed 1-0; Slater 1-0; Johnson 1-0; Cowan 1-0; Hale 1-0.

Stadium: The Rose Bowl Attendance: 78543  
Kickoff time: 5:15pm End of Game: 8:40pm Total elapsed time: 3:25  
Officials: Referee: Gerrard McGinn; Umpire: Mike Semcheski; Linesman: Matt Fitzgerald; Line judge: Tod Reese; Back judge: K. Washington; Field judge: Jim Downey; Side judge: Patrick Garvey; Score: Rich Perelman; Temperature: 72, 32%h Wind: 7mi,ne Weather: Picture Postcard

**Game #7 • Oct. 13, 2007**  
**#4 Boston College 27, Notre Dame 14**  
**Notre Dame, Ind. • Notre Dame Stadium (80,795)**

(AP) -- Matt Ryan kept Notre Dame from getting payback on unbeaten Boston College.

Ryan used a series of screens and short passes to keep the blitzing Irish off balance and threw two touchdowns to lead the fourth-ranked Eagles to a 27-14 victory over Notre Dame.

The Irish were hoping to put a damper on BC's national title hopes as the Eagles had done when they cost Notre Dame a national championship in 1993. They threatened, but just couldn't pull it out.

BC coach Jeff Jagodzinski said he never viewed the game against the Irish (1-6) as a trap game because he knew his team wouldn't take Notre Dame lightly.

"Our kids were so excited about coming out here and playing this football game. It's a great rivalry," he said.

Jagodzinski said his message has stayed consistent against each opponent.

"I told our guys we can't get to where we want to go unless we keep taking care of business every week," he said.

Boston College is 7-0 for just the fifth time in 107 seasons, the first time since 1942, and beat its rival Notre Dame for the fifth straight time. The Irish lead the series between the only two Catholic schools to play major college football 9-8, but the Eagles have won six of the last seven.

The Eagles appeared ready to blow the game open when Ryan threw a 9-yard scoring pass to Andre Callender to make it 20-0 with 11:42 left in the third quarter. The score was set up when Tyrone Pruitt intercepted a pass by Jimmy Clausen and returned it 30 yards to the Notre Dame 11.

However, the Irish scored a pair of touchdowns 95 seconds apart to cut it to 20-14. Evan Sharpley, who replaced the ineffective Jimmy Clausen at quarterback, threw a 19-yard TD pass to Robby Parris and linebacker Brian Smith returned an interception 25 yards for a touchdown.

The Eagles quickly regained control after the Irish were called for excessive celebration and penalized 15 yards on the kickoff. Brad Newman returned the kick 18 yards to the Notre Dame 44 and the Eagles needed only five plays to score. Ryan, throwing quickly to beat the blitz, hit Kevin Challenger for a 13-yard TD to make it 27-14.

Ryan said he wasn't flustered after throwing the interception for a Notre Dame TD.

"Right after you throw a pick that goes for six you want to come right back out fighting," Ryan said. "At this point in my career I've thrown plenty of picks. You just have to block it out. As a quarterback you definitely have to have temporary amnesia and go out there and keep chucking it. That's what we did."

Despite the constant blitzing, the Irish didn't sack Ryan.

"He's got a really quick release," Notre Dame nose tackle Pat Kuntz said. "He's good, and there's nothing much else I can say about that. He's probably the best quarterback we've seen."

Ryan, 21-4 as a starter, was 32-of-49 passing. Callender caught 10 passes for 91 yards and rushed for 90 yards on 23 carries, including TD runs of 7 and 1 yards.

The Irish offense struggled again, managing just 222 yards total offense. BC, which entered as the No. 3 defense against the run holding opponents to 49.7 yards a game, held the Irish to 27 yards rushing. It was the fifth time this season the Irish were held to less than 50 yards rushing.

Clausen started but failed to lead the Irish to a score. He was 7-of-20 for 60 yards and was pulled after he threw his second interception on Notre Dame's first offensive play of the second half. That set up BC's third touchdown.

Sharpley was 11-of-29 for 135 yards. Coach Charlie Weis said he would have to review the tape before deciding who will start against USC next week.

"I'm never big on blaming the quarterback for the lack of production on the offense," Weis said.

Weis said the biggest problem for the Irish were too many mistakes. The Irish had the excessive celebration penalty set up one score, the interception set up another and the punter's knee touching the ground another.

"I think we had a chance in this game, but the bottom line is they won 27-14," he said. "If I sit there and say, 'God if we were just better on that snap, or if we would have hit this one pass or if we didn't get a penalty. ...' But the thing is, we did."

Notre Dame has lost five straight to Top 5 teams since beating fifth-ranked Michigan in 2005 in Weis' second game as coach of the Irish.

Notre Dame is 1-6 for just the third time in school history. The other two times were in 1956 and 1960.

Score by Quarters	1	2	3	4	Score	
Boston College	7	6	14	0	- 27	Record: (7-0)
Notre Dame	0	0	14	0	- 14	Record: (1-6)

**First Quarter**

11:38 BC Callender 7 yd run (Aponavicius kick failed), 5-73 1:24

**Second Quarter**

1:32 BC Callender 1 yd run (Aponavicius kick), 8-41 4:43

**Third Quarter**

11:26 BC Callender 9 yd pass from Ryan (Aponavicius, kick), 3-11 0:54  
 10:27 ND Parris 19 yd pass from Sharpley (Walker kick), 7-79 0:59  
 8:52 ND B. Smith 25 yd interception return (Walker kick)  
 7:00 BC Challenger 13 yd pass from Ryan (Aponavicius kick), 5-44 1:52

	BC	ND
FIRST DOWNS	21	14
RUSHES-YARDS (NET)	34-168	21-27
PASSING YDS (NET)	291	195
Passes Att-Comp-Int	49-32-1	49-18-2
TOTAL OFFENSE PLAYS-YARDS	83-459	70-222
Fumble Returns-Yards	0-0	0-0
Punt Returns-Yards	0-0	3-34
Kickoff Returns-Yards	3-43	4-74
Interception Returns-Yards	2-30	1-25
Punts (Number-Avg)	5-41.4	6-42.2
Fumbles-Lost	0-0	0-0
Penalties-Yards	15-131	7-64
Possession Time	39:03	20:57
Third-Down Conversions	7 of 17	6 of 18
Fourth-Down Conversions	0 of 3	1 of 4
Red-Zone Scores-Chances	4-6	1-1
Sacks By: Number-Yards	2-11	0-0

**RUSHING:** Boston College-Callender 23-90; Whitworth 7-68; Ryan 3-10; Team 1-0. Notre Dame-Aldridge 5-17; Allen 3-9; Hughes 5-6; Clausen 1-4;

Schwapp 1-4; Sharpley 4-0; Team 1-minus 1; Price 1-minus 12.

**PASSING:** Boston College-Ryan 32-49-1-291. Notre Dame-Sharpley 11-29-0-135; Clausen 7-20-2-60.

**RECEIVING:** Boston College-Callender 10-91; Gunnell 7-37; Megwa 5-56; Purvis 5-52; Challenger 2-22; Whitworth 1-18; Robinson 1-12; Jarvis 1-3. Notre Dame-Parris 4-94; Carlson 4-29; Allen 3-16; Schwapp 2-22; Kamara 2-19; Yeatman 1-7; Aldridge 1-5; West 1-3.

**INTERCEPTIONS:** Boston College-Pruitt 1-30; Tribble 1-0. Notre Dame-B. Smith 1-25.

**SACKS (UA-A):** Boston College-Brace 1-0; Albright 1-0. Notre Dame-None.

**TACKLES (UA-A):** Boston College-Herzlich 2-5; Silva 4-2; Dunbar 3-3; Morris 3-1; Akins 1-2; McLaughlin 1-2; Ramella 1-2; Francois 0-3; Pruitt 2-0; Albright 2-0; Anderson 1-1; Larkin 1-1; Rossi 1-1; Geiser 1-0; Smith 1-0; Willette 1-0; Tribble 1-0; Brace 1-0; Smith 0-1; Giles 0-1; Newman 0-1. Notre Dame-Brockington 10-3; Laws 4-7; Bruton 6-0; Zbikowski 3-3; Wooden 5-0; Vernaglia 4-1; Kuntz 2-3; Lambert 2-2; Ryan 1-3; Williams 3-0; Smith 0-3; Walls 2-0; B. Smith 1-1; Neal 1-1; Stephenson 0-2; S. Smith 1-0; Carlson 1-0; McCarthy 1-0; Jabbie 1-0; Ragone 0-1; Richardson 0-1; Brown 0-1.

Stadium: Notre Dame Stadium Attendance: 80795  
 Kickoff time: 3:43 pm End of Game: 7:36 pm Total elapsed time: 3:53  
 Officials: Referee: J. Childress; Umpire: M. Pellis; Linesman: T. Davis;  
 Line judge: T. Giles; Back judge: B. Hendon; Field judge: C. Brown;  
 Side judge: D. Harrison; Scorer: ND Stat Crew;  
 Temperature: 57 Wind: W12 Weather: Partly Sunny

**Game #8 • Oct. 20, 2007**  
**#13 USC 38, Notre Dame 0**  
**Notre Dame, Ind. • Notre Dame Stadium (80,795)**

(AP) -- Mark Sanchez threw four touchdown passes - two on short drives after miscues by the Fighting Irish - and No. 13 USC beat the Fighting Irish 38-0 Saturday, the largest margin of victory for the Trojans' in the 79-game history of the storied rivalry.

Notre Dame can still claim the most-lopsided victory in the history of the series, a 51-0 win over the Trojans in 1966.

The Irish also lost 38-0 to Michigan earlier this season. The two 38-point losses are tied for the eighth worst losses in Notre Dame history.

Sanchez threw TD passes of 10, 8, 5 and 48 yards and the Trojans won their sixth straight over the Irish, the longest streak for USC against Notre Dame. The Irish won 11 straight from 1983-93.

USC (6-1), coming off three lackluster games - including a stunning 24-23 loss to Stanford - started slowly, but got rolling when a punt by Notre Dame's Geoff Price struck teammate Munir Prince and USC's Vincent Joseph recovered at the Irish 10. The Trojans scored on the next play on a pass from Sanchez to Fred Davis.

The loss ensures Notre Dame its 13th losing season since it started playing football in 1887, and its fourth losing season since 1999. It also is the fourth straight home loss, tying a school record.

The game was competitive for a while. The Trojans, who got back many players who had been out with injuries, didn't go ahead 14-0 until Allen Bradford caught an 8-yard TD pass with 3:55 left in the second quarter. The Trojans went ahead 17-0 with 11 seconds left in the half on a 30-yard field goal by David Buehler.

USC quickly turned it into a blowout in the second half after Travis Thomas fumbled on the Notre Dame 13. Sanchez threw a 5-yard scoring pass to Stanley Havili.

Vidal Hazelton scored a 48-yard touchdown, catching the pass from Sanchez at the 30-yard line and breaking three tackles en route to the end zone. Joe McKnight scored on a 51-yard run in the fourth quarter.

The game was a stark contrast to the classic two years ago when top-ranked USC beat ninth-ranked Notre Dame 34-31 in the closing seconds as the teams traded great plays in the final minutes.

The closest Notre Dame came to scoring came in the second quarter when David Bruton caught the ball off Woidneck's foot at the USC 29. The Irish managed only 6 yards on the drive and Brandon Walker's 40-yard field goal attempt was blocked by Clay Matthews.

The Irish were held to 48 yards rushing on 30 carries, although those stats were slightly skewed because Evan Sharpley was sacked five times for a loss of 36 yards. The Irish have now given up a school record 39 sacks -- one more than in 2002 -- and still have four games left to play.

Sanchez, making his second start for the injured John David Booty, got off to a bit of a shaky start as he had to call timeout twice during the first four plays because of confusion. But he showed his calm even when things didn't go well and was 21-of-38 passing for 235 yards with no interceptions or sacks.

Sharpley, making his first start in place of freshman Jimmy Clausen, was 17-of-33 passing for 117 yards.

USC had 462 yards total offense compared with 165 yards for Notre Dame. The Trojans, who have been struggling with injuries, got back several key players who had missed time, including tailback Stafon Johnson, who rushed for 47 yards on eight carries.

The Irish wore green jerseys and yellow pants that were replicas of what the 1977 wore when 11th-ranked Notre Dame, with Charlie Weis in the stands as a college senior, warmed up in blue then came out for the game in the brightly colored garb and upset No. 5 USC 49-19. The Irish continued to wear the uniforms the rest of the season en route to winning the national championship.

The Trojans still trail in the series 32-42-5.

Score by Quarters	1	2	3	4	Score	
USC	7	10	14	7	-	38 Record: (6-1)
Notre Dame	0	0	0	0	-	0 Record: (1-7)

**First Quarter**

3:40 USC Davis 10 yd pass from Sanchez (Buehler kick), 1-10 0:03

**Second Quarter**

3:55 USC Bradford 8 yd pass from Sanchez (Buehler kick), 10-79 5:00  
 0:11 USC Buehler 30 yd field goal, 9-57 1:21

**Third Quarter**

12:56 USC Havili 5 yd pass from Sanchez (Buehler kick), 3-13 1:06  
 8:48 USC Hazelton 48 yd pass from Sanchez (Buehler kick), 3-55 1:45

**Fourth Quarter**

10:57 USC McKnight 51 yd run (Buehler kick), 2-67 0:30

	USC	ND
FIRST DOWNS	24	10
RUSHES-YARDS (NET)	36-227	30-48
PASSING YDS (NET)	235	117
Passes Att-Comp-Int	38-21-0	33-17-1
TOTAL OFFENSE PLAYS-YARDS	74-462	63-165
Fumble Returns-Yards	0-0	0-0
Punt Returns-Yards	7-34	3-13
Kickoff Returns-Yards	1-37	5-92
Interception Returns-Yards	1-9	0-0
Punts (Number-Avg)	7-31.7	10-45.0
Fumbles-Lost	2-1	2-2
Penalties-Yards	8-52	3-35
Possession Time	30:15	29:45
Third-Down Conversions	5 of 14	4 of 17
Fourth-Down Conversions	0 of 1	0 of 1
Red-Zone Scores-Chances	4-4	0-1
Sacks By: Number-Yards	7-40	0-0

**RUSHING:** USC-McKnight 7-65; Washington 12-64; Johnson 8-47; Havili 6-31; Sanchez 1-11; Dennis 2-9. Notre Dame-Allen 11-58; Thomas 4-11; Schmidt 2-6; Hughes 4-3; Schwapp 1-1; Sharpley 8-minus 31.

**PASSING:** USC-Sanchez 21-38-0-235. Notre Dame-Sharpley 17-33-1-117.

**RECEIVING:** USC-Davis 5-40; Turner 4-42; Hazelton 3-80; Ausberry 3-28; Havili 3-18; Reed 1-14; Bradford 1-8; Washington 1-5. Notre Dame-Kamara 4-33; Carlson 4-28; Parris 3-15; Yeatman 3-14; Tate 1-22; West 1-6; Thomas 1-minus 1.

**INTERCEPTIONS:** USC-Ellison 1-9. Notre Dame-None.

**FUMBLES:** USC-McKnight 1-0; Dennis 1-1. Notre Dame-Prince 1-1; Thomas 1-1.

**SACKS (UA-A):** USC-Ellis 1-1; Mauauga 2-0; Morrow 2-0; Moala 1-0; Moore 0-1. Notre Dame-None.

**TACKLES (UA-A):** USC-Brown 2-4; Moore 1-5; Ellis 3-2; Ellison 3-2; Moala 3-2; Mays 1-4; Maiava 1-4; Wright 1-3; Mauauga 3-0; Morrow 2-1; Spicer 2-1; Jackson 0-3; Harris 2-0; Cushing 1-1; Bradford 1-0; Williams 1-0; Smith 1-0; Morgan 1-0; Abbott 1-0; Rivers 1-0; Matthews 1-0; Buehler 1-0; Griffen 1-0. Notre Dame-Zbikowski 5-5; Laws 3-6; Lambert 2-5; Brockington 2-4; Walls 4-1; Kuntz 2-3; Bruton 2-3; Wooden 2-2; Ryan 2-2; Gaines 1-3; Stephenson 1-3; J. Brown 2-1; McCarthy 2-1; Crum 1-2; Neal 1-2; Prince 1-1; Anello 1-1; Yeatman 1-0; Whitaker 0-1; S. Brown 0-1; McNeil 0-1.

Stadium: Notre Dame Stadium Attendance: 80795  
 Kickoff time: 3:44 pm End of Game: 7:06 Total elapsed time: 3:22  
 Officials: Referee: B. O' Cain; Umpire: A. Granado; Linesman: J. Wharrie;  
 Line judge: M. Feldman; Back judge: J. Freitas; Field judge: M. Mothershed; Side judge: B. Glenn; Scorer: ND Stat Crew;  
 Temperature: 69 Wind: SW 16 Weather: Mostly Sunny

**Game #9 • Nov. 3, 2007**  
**Navy 46, Notre Dame 44**  
**Notre Dame, Ind. • Notre Dame Stadium (80,795)**

(AP) -- It's over. After 44 years and three overtimes.

Navy finally beat Notre Dame 46-44 in triple overtime on Saturday, ending the Fighting Irish's NCAA-record winning streak against the Midshipmen at 43 games.

"It's a big win for our program. It's a big win for the academy," Navy coach Paul Johnson said. "I'm happy I don't have to answer anything else about the streak every time we play."

Roger Staubach was quarterback for the Midshipmen in 1963 when they beat Notre Dame 35-14. Since then, the Irish have had their way -- that is until Saturday.

Seven times during the streak the Midshipmen had chances to win in the fourth quarter only to be thwarted by bad luck, questionable calls or big plays by the Irish. A few times Saturday it looked as though the win would elude them again. But this time it was the Midshipmen who managed to make the decisive plays.

Kaipo-Noa Kaheaku-Enhada threw a 25-yard TD pass to Reggie Campbell on the first play of the third overtime, then found him again for the 2-point conversion.

Notre Dame (1-8) cut the lead to two on a 5-yard TD run by Travis Thomas. But after a pass interference call gave Notre Dame a second chance at the 2-point conversion, defensive lineman Michael Walsh and linebacker Irv Spencer tackled Thomas well short of the end zone on the final play.

"Honestly, this win hasn't even hit me yet," linebacker Matt Wimsatt said. "I can't wait to talk to everybody back home. This is definitely bigger than just one football game."

For Notre Dame, it was its school-record fifth straight home loss, another low point in a season of lows. Weis said the 43-game winning streak had no meaning to him or the team.

"They're worried about here and now. These kids are 17. You think they're worrying about 43 years?" he said.

"To be honest, I don't even know what the streak was at before it ended," linebacker Joe Brockington said.

Weis said the home losing streak was much more important to the players. It also is the first time the Irish have lost five at home in one season.

Notre Dame did have its best game offensively, rushing for 235 yards, nearly doubling their season output, and James Aldridge ran for 125 yards. It wasn't enough.

The Irish, who did little to slow Navy's option offense, held the Midshipmen to three-and-out late in the fourth quarter with the score tied at 28. Greg Veteto had the first punt of the game, and Tom Zbikowski returned it 32 yards to the Navy 38.

The Irish drove to the 24, but on fourth-and-8 Weis decided to go for it rather than attempt a field goal. Chris Kuhar-Pitters, who earlier returned a fumble 16 yards for a touchdown, sacked Evan Sharpley with 45 seconds left.

It was the fourth sack for Navy, which entered the game with five.

Notre Dame, which hadn't scored more than 20 points this season, led 21-14 at halftime, the first halftime lead for the Irish.

The two teams traded touchdowns most of the day and had just traded missed field goals when Kuhar-Pitters came up with his big play early in the fourth quarter. Sharpley dropped back to pass and was wrapped up by nose guard Nate Frazier and defensive end Michael Walsh knocked the ball loose. Kuhar-Pitters scooped up the loose ball and rumbled into the end zone.

Kaheaku-Enhada ran in the 2-point conversion to give the Midshipmen a 28-21 lead.

The Irish responded, though, with a touchdown of their own as Thomas went in from 3 yards out with 3:25 remaining to tie it.

In the first overtime, Navy's Eric Kettani scored from a yard out and Notre Dame tied it with Duval Kamara's 8-yard touchdown catch. The teams traded field goals in the second OT.

Weis was asked whether the game, following a 38-0 loss to USC, was a low point for the Irish.

"A low point is when you get beat 38-0. That's a low point," he said. "A low point is when the game is going OK and one team is pulling away from you and making plays when you're not making plays. The low point for me is we didn't win the game."

Robert Hughes, whose brother Tony was fatally shot on Tuesday, scored Notre Dame's first touchdown on a 3-yard run. Irish players, some of whom attended the funeral Friday, swarmed Hughes. He ran over to the sideline and got a hug from Weis.

Weis said the biggest disappointment for him is the Irish couldn't win the game for Hughes and his family.

"I wanted Robert Hughes standing up on the chair singing the fight song in the locker room," he said. "You want to know what's important to me? That's what's important to me."

Before the game, a moment of silence was held for Hughes' brother and the death of Ryan Shay, a former Notre Dame runner who died Saturday during the U.S. men's marathon Olympic trials.

Score by Quarters	1	2	3	4	OT	[5	6	7]	Score
Navy	0	14	6	8	18	[7	3	8]	46 Record: (5-4)
Notre Dame	7	14	0	7	16	[7	3	6]	44 Record: (1-8)
<b>First Quarter</b>									
11:40 ND Hughes 3 yd run (Walker kick), 9-69 3:20									
<b>Second Quarter</b>									
14:56 NAVY Singleton 1 yd run (Bullen kick), 19-85 8:04									
8:59 ND Thomas 1 yd run (Walker kick), 12-46 5:57									
4:06 NAVY White 8 yd run (Bullen kick), 11-63 4:53									
0:12 ND Kamara 21 yd pass from Sharpley (Walker kick), 10-55 3:54									
<b>Third Quarter</b>									
6:37 NAVY Kettani 1 yd run (Bullen kick failed), 15-66 8:23									
<b>Fourth Quarter</b>									
10:24 NAVY Kuhar-Pitters 16 yd fumble recovery (Kaheaku-Enhada rush)									
3:25 ND Thomas 3 yd run (Walker kick), 14-76 6:59									
<b>Overtime</b>									
15:00 NAVY Kettani 1 yd run (Bullen kick), 4-25 0:00									
15:00 ND Kamara 8 yd pass from Sharpley (Walker kick), 4-25 0:00									
15:00 ND Walker 26 yd field goal, 8-16 0:00									
15:00 NAVY Bullen 32 yd field goal, 6-10 0:00									
15:00 NAVY Campbell 25 yd pass from Kaheaku-Enhada (Campbell pass from Kaheaku-Enhada), 1-25 0:00									
15:00 ND Thomas 5 yd run (Thomas rush failed), 6-25 0:00									
	<b>NAVY</b>				<b>ND</b>				
FIRST DOWNS	23				27				
RUSHES-YARDS (NET)	66-257				63-235				
PASSING YDS (NET)	81				140				
Passes Att-Comp-Int	9-6-0				27-17-0				
TOTAL OFFENSE PLAYS-YARDS	75-338				90-375				
Fumble Returns-Yards	1-16				0-0				
Punt Returns-Yards	0-0				2-37				
Kickoff Returns-Yards	5-101				5-131				
Interception Returns-Yards	0-0				0-0				
Punts (Number-Avg)	2-36.0				0-0.0				

Fumbles-Lost	2-1	2-1
Penalties-Yards	5-47	4-36
Possession Time	29:19	30:41
Third-Down Conversions	9 of 16	9 of 19
Fourth-Down Conversions	2 of 2	6 of 8
Red-Zone Scores-Chances	5-5	7-8
Sacks By: Number-Yards	4-35	1-1

**RUSHING:** Navy-Kettani 20-70; Campbell 9-62; White 10-56; Kaheaku-Enhada 12-47; Ballard 11-24; Singleton 4-minus 2. Notre Dame-Aldridge 32-125; Allen 16-91; Thomas 3-9; Schwapp 1-4; Sharpley 10-3; Hughes 1-3.

**PASSING:** Navy-Kaheaku-Enhada 6-8-0-81; Campbell 0-1-0-0. Notre Dame-Sharpley 17-27-0-140.

**RECEIVING:** Navy-Washington 2-19; Campbell 1-25; Kettani 1-18; Ballard 1-16; Barnes 1-3. Notre Dame-Kamara 5-44; Carlson 4-40; Allen 3-20; Parris 2-25; Grimes 2-4; Ragone 1-7.

**FUMBLES:** Navy-White 2-1. Notre Dame-Tate 1-0; Sharpley 1-1.

**SACKS (UA-A):** Navy-Walsh 2-0; Wimsatt 1-0; Kuhar-Pitters 1-0. Notre Dame-Stephenson 1-0.

**TACKLES (UA-A):** Navy-Middleton 7-7; Carter 9-1; Thrasher 3-7; Wimsatt 5-4; Vela 5-4; Frazier 4-4; Kuhar-Pitters 4-3; Haberer 2-5; Edwards 3-3; Spencer 2-4; Pospisil 2-3; Walsh 3-1; Alvarado 1-0; Johnson 1-0; Bullen 1-0; Nechak 1-0; Singleton 1-0; Schaefer 1-0; Goss 1-0; Merchant 1-0. Notre Dame-Brockington 4-12; Laws 8-7; Crum 7-6; Williams 2-9; Zbikowski 3-7; McCarthy 3-4; Stephenson 1-6; S. Smith 1-5; B. Smith 1-4; Bruton 2-2; J. Brown 1-3; Walls 2-1; Lambert 0-2; Ragone 0-2; Vernaglia 0-2; Wooden 0-1; Parris 0-1.

Stadium: Notre Dame Stadium Attendance: 80795  
 Kickoff time: 2:44 pm End of Game: 6:39 pm Total elapsed time: 3:55  
 Officials: Referee: Tom DeJoseph; Umpire: Keith Roden; Linesman: John Busch;  
 Line judge: Jack Weiland; Back judge: Ron Boyd; Field judge: Mike Cullin;  
 Side judge: Vince Parker; Scorer: ND Stat Crew;  
 Temperature: 54 Wind: NW14 Weather: Sunny, mid 50s

**Scoring Summary**

	<u>1</u>	<u>2</u>	<u>3</u>	<u>4</u>	<u>F</u>	
Notre Dame	20	7	6	6	--	39 Record: (9-1)
Air Force	3	0	7	7	--	17 Record: (4-5)

**First Quarter**

14:06 ND Samardzija 51 yd pass from Quinn (Gioia kick), 2-80 0:54  
 9:21 ND Carlson 1 yd pass from Quinn (Gioia kick), 7-56 3:11  
 6:20 AF Sasser 32 yd field goal, 6-50 2:51  
 1:19 ND McKnight 24 yd pass from Quinn (Gioia kick blockd), 9-80 4:55

**Second Quarter**

07:06 ND Lambert 76 yd blocked FG return (Gioia kick)

**Third Quarter**

08:33 ND Freeman 23 yd pass from Quinn (Gioia kick blockd), 9-87 3:21  
 0:17 AF Suder 12 yd pass from Carney (Sasser kick), 16-80 8:11

**Fourth Quarter**

12:17 ND Walker 4 yd run (Gioia kick failed), 7-65 2:53  
 8:44 AF Kendrick 7 yd pass from Carney (Sasser kick), 7-70 3:22

**Team Statistics**

	<b>ND</b>	<b>AF</b>
FIRST DOWNS	19	24
RUSHES-YARDS (NET)	27-176	60-200
PASSING YDS (NET)	207	205
Passes Att-Comp-Int	19-14-0	19-14-0
TOTAL OFFENSE PLAYS-YARDS	46-383	79-405
Fumble Returns-Yards	0-0	0-0
Punt Returns-Yards	0-0	2-29
Kickoff Returns-Yards	1-0	5-102
Interception Returns-Yards	0-0	0-0
Punts (Number-Avg)	2-47.0	2-39.5
Fumbles-Lost	0-0	0-0
Penalties-Yards	6-60	5-50
Possession Time	21:25	38:35
Third-Down Conversions	3 of 7	9 of 17
Fourth-Down Conversions	0 of 1	1 of 4
Red-Zone Scores-Chances	2-2	3-5
Sacks By: Number-Yards	2-10	2-11

**INDIVIDUAL LEADERS**

RUSHING: Notre Dame-Walker 15-153; Aldridge 5-27; Prince 3-0; Quinn 4-minus 4. Air Force-Hall 20-67; Carney 15-42; Williams 9-33; Kendrick 5-19; Smith 4-12; McCarthy 2-10; Handley 2-8; Ollis 1-6; Wells 1-2; Thompson 1-1.

PASSING: Notre Dame-Quinn 14-19-0-207. Air Force-Carney 14-17-0-205; Ollis 0-1-0-0; Handley 0-1-0-0.

RECEIVING: Notre Dame-Samardzija 6-106; McKnight 3-53; Grimes 2-16; Freeman 1-23; Walker 1-8; Carlson 1-1. Air Force-Root 5-110; Suder 3-44; Thompson 2-24; Moffett 2-13; Armstrong 1-7; Kendrick 1-7.

SACKS (UA-A): Notre Dame-Brown 0-1; Landri 1-0; Kuntz 0-1. Air Force-Randle 1-0; Rabold 1-0.

TACKLES (UA-A): Notre Dame-Ndukwe 15-7; Brockington 5-10; Landri 8-3; Richardson 3-5; Laws 1-7; Crum 0-6; Frome 1-4; T. Thomas 1-3; Lambert 2-1; Kuntz 1-2; Abiamiri 1-2; J. Brown 0-3; Smith 2-0; Borseti 1-1; Ryan 1-1; S. Quinn 0-2; Cullen 0-2; Zbikowski 0-2; Wooden 1-0; Leitko 1-0; S. Brown 1-0; Herring 0-1; Talley 0-1; McCarthy 0-1. Air Force-Fowler 2-10; Randle 3-2; Rabold 3-2; Rybak 2-2; Huckins 2-2; Kemp 2-2; Giannini 1-3; Meissen 1-3; Thomas 1-1; Smith 1-1; Madrid 1-1; Keller 0-2; Sutton 0-2; Marvin 0-1.

**The Last Meeting  
 #8 Notre Dame 39, Air Force 17  
 Nov. 11, 2006**

**AIR FORCE ACADEMY, Colo (AP)** - Efficient and effective just like Brady Quinn envisioned, the ninth-ranked Notre Dame Fighting Irish manhandled Air Force 39-17 Saturday for their eighth straight road win.

The Irish (9-1), who secured back-to-back nine-win seasons for the first time in 13 years, struck early and dispatched the Falcons (4-5), who never could capitalize on their ball-control option offense that kept Quinn & Co. on the sideline for much of the game.

The Falcons had the ball for nearly 39 minutes, but the Irish didn't need long to do damage.

Quinn threw for 207 yards and four touchdowns, Darius Walker rushed for 153 yards and a touchdown on 15 carries and Jeff Samardzija caught six passes for 106 yards and a touchdown.

After surrendering three touchdown passes to Quinn in the first quarter, the Falcons finally succeeded in keeping him off the field for all but one minute of the second quarter.

Not that it mattered - Air Force only fell further behind.

Trevor Laws blocked Zach Sasser's 32-yard field goal attempt and Terrail Lambert returned it 76 yards for a touchdown, and the Falcons turned the ball over on downs at the Irish 24 on their other drive.

Quinn, who completed 14 of 19 passes, hit Samardzija for a 29-yard gain on the game's first snap, then found him all alone behind the defense for a 51-yard score on the second snap when cornerback Garrett Rybak bit on the fake.

Runs of 14 and 15 yards by Walker set up Quinn's 24-yard scoring strike to Rhema McKnight, who slipped cornerback Chris Sutton like a winter coat just inside the 10-yard line and trotted in for a 20-3 lead. The PAT was blocked.

Sasser lined up for his second 32-yarder in the second quarter. Laws reached high and blocked the low kick, Lambert scooped it up and followed a wall of blockers down 76 yards down the Irish sideline to make it 27-3.

After senior Marcus Freeman caught his first career touchdown pass, a 23-yarder from Quinn in the third quarter that capped an 87-yard drive that made it 33-3, the Falcons finally found the end zone.

Carney hit Beau Suder from 12 yards out on fourth-and-2 to make it 33-10 and cap a 16-play, 80-yard drive that ate up more than eight minutes.

Between the second and third quarters, the Falcons ran 49 plays to the Irish's 12.

Walker's 4-yard TD run made it 39-10, but Gioia missed his third extra point, two of which were blocked. Jacobe Kendrick's 7-yard TD catch from Carney capped the scoring.

Notre Dame improved to 35-1 against the service academies over the last 20 years, with the one loss coming to Air Force in South Bend a decade ago. The Falcons return to Notre Dame next November in what might be their last meeting with the Irish intent on scheduling more Big East schools.

The game was Notre Dame's first since 1992 that wasn't broadcast on NBC, CBS, ABC or ESPN.

**The Last Meeting in Notre Dame  
Notre Dame 34, Air Force 31 (ot)  
Oct. 28, 2000**

**NOTRE DAME, Ind. (AP)** - Glenn Earl wasn't supposed to jump. Notre Dame's season would have taken a precipitous drop if he didn't.

Earl was supposed to be guarding against a fake when Air Force kicker Dave Adams attempted a game-winning 28-yard field-goal attempt as time expired in regulation.

"I was really supposed to give Tony (Driver) a push and watch for the fake," Earl said.

Earl jumped instead and got a hand on it, clearing the way for Joey Getherall to score his third TD of the game in overtime as No. 19 Notre Dame beat Air Force 34-31 on Saturday.

"You dream about that your whole life. Especially as a kicker, you don't get many opportunities like that," Adams said. "When it came off my foot it felt like I hit it straighter and higher than any of my previous kicks. It felt like my best kick of the day."

Getherall said he couldn't watch.

"I was just praying, hoping that they blocked the kick," Getherall said.

While Irish players celebrated around him, Notre Dame coach Bob Davie rose from a crouch and calmly removed his headset.

"I was so calm I almost passed out," he said.

Air Force beat the Irish 20-17 in overtime the last time they played four years ago when Notre Dame was ranked No. 8.

"No doubt that was in the back of our minds the whole week," Getherall said.

It marked the fourth time this season that special teams have played a key role in Irish victories.

The game-winning play was a fake option right, but Matt LoVecchio pitched back to Getherall, who ran around the left end and dove into the end zone for the 9-yard score.

"Once he got the ball, we knew he was going to score," LoVecchio said.

The Irish players piled on Getherall in the end zone.

"I thought I was going to die under there," Getherall said. "There was probably 5,000 pounds on me."

It was the first overtime victory ever for Notre Dame (6-2) in four tries and the first overtime loss for Air Force (5-3) in four tries. The victory also made the Irish bowl eligible and buoyed the hopes of the Falcons despite their second straight loss.

"It definitely hurts, but if nothing else I want it to show people that we deserve to play in a bowl," said Ryan Fleming, who had eight catches for a career-high 163 yards.

The Irish controlled the first and third quarters, and the Falcons controlled the second and fourth. Air Force scored 18 points in the fourth quarter to force the overtime, outgaining the Irish 265 yards to 30 yards in the period.

"Their defense was tired at the end. If we played another quarter and a half, we would have really shoved it down their throats," Fleming said.

The Irish twice narrowly averted losing in regulation. With the score tied at 28 late in the fourth quarter, LoVecchio was nearly tackled for a safety by Dan Probert but managed to escape.

Notre Dame appeared to have the game under control when Getherall scored on a 68-yard touchdown pass late in the third quarter. But Air Force came back in the fourth quarter as Mike Thiessen threw a 30-yard TD pass to Chris Jessop, Bert Givanetti recovered a fumble in the end zone, and Adams kicked a 34-yard field goal with 1:56 left.

Getherall had four catches for 116 yards. LoVecchio passed for three touchdowns - the fourth straight game the freshman has passed for at least two touchdowns. He's the first Notre Dame quarterback to do that since Rick Mirer in 1992. LoVecchio was 10-of-25 for 171 yards.

Thiessen threw two touchdown passes, giving him 11 for the season. That's the second most by an Air Force quarterback since the Falcons went to the option in 1980. Beau Morgan had 12 TD passes in 1995. Thiessen was 17-of-28 for a career-high 265 yards.

Thiessen said he didn't know why the game had such big swings in momentum.

"I really don't think emotionally our team got down," he said. "Our team has a lot of pride."

**Scoring  
Summary**

	<b>1</b>	<b>2</b>	<b>3</b>	<b>4</b>	<b>OT</b>	<b>F</b>	
Air Force	0	10	0	18	3	--	31 Record: (5-3)
Notre Dame	0	7	21	0	6	--	34 Record: (6-2)

**Second Quarter**

12:52 ND Hunter 10 yd pass from LoVecchio (Setta kick), 18-84 8:07  
 8:07 AF Palmer 23 yd pass from Thiessen (Adams kick), 9-73 4:45  
 3:06 AF Adams 27 yd field goal, 9-64 3:19

**Third Quarter**

12:04 ND Getherall 28 yd pass from LoVecchio (Setta kick), 6-54 2:56  
 3:17 ND Givens 37 yd run (Setta kick), 9-75 4:30  
 0:46 ND Getherall 68 yd pass from LoVecchio (Setta kick), 1-68 0:09

**Fourth Quarter**

11:10 AF Jessop 30 yd pass from Thiessen (Adams kick), 9-74 4:36  
 6:09 AF Giovanetti 0 yd fumble recovery (McKay rush), 13-69 3:51  
 1:56 AF Adams 34 yd field goal, 7-78 2:18

**Overtime**

15:00 AF Adams 26 yd field goal, 7-0 0:00  
 15:00 ND Getherall 9 yd run, 5-25 0:00

**Team Statistics**

	<b>AF</b>	<b>ND</b>
FIRST DOWNS	27	19
RUSHES-YARDS (NET)	53-206	47-212
PASSING YDS (NET)	265	171
Passes Att-Comp-Int	29-17-0	25-10-0
TOTAL OFFENSE PLAYS-YARDS	82-471	72-383
Fumble Returns-Yards	0-0	0-0
Punt Returns-Yards	3-19	1-1
Kickoff Returns-Yards	3-69	5-163
Interception Returns-Yards	0-0	0-0
Punts (Number-Avg)	6-37.3	7-37.7
Fumbles-Lost	3-1	1-1
Penalties-Yards	3-14	6-52
Possession Time	30:52	29:08
Third-Down Conversions	5 of 16	9 of 18
Fourth-Down Conversions	2 of 2	2 of 2
Red-Zone Scores-Chances	4-5	2-2
Sacks By: Number-Yards	3-20	3-13

**INDIVIDUAL LEADERS**

**RUSHING:** Air Force-Thiessen 17-55; Brown 11-42; McKay 6-41; Becker 9-35; Palmer 6-21; Beard 3-8; Amezaga 1-4; Giovanetti 0-0. Notre Dame-Jones 27-111; Givens 1-37; Getherall 2-22; Fisher 8-21; LoVecchio 7-18; Howard 1-4; TEAM 1-minus 1.


**PASSING:** Air Force-Thiessen 17-29-0-265. Notre Dame-LoVecchio 10-25-0-171.

**RECEIVING:** Air Force-Fleming 8-163; Brown 2-19; Palmer 2-17; Jessop 1-30; McKay 1-14; LaBasco 1-12; Beard 1-5; Amezaga 1-5. Notre Dame-Getherall 4-116; Hunter 2-26; Givens 2-16; Fisher 1-7; Jones 1-6.

**FUMBLES:** Air Force-Becker 2-0; Thiessen 1-1. Notre Dame-Jones 1-1.

**SACKS (UA-A):** Air Force-Pommer 2-0; Gallagher 1-0. Notre Dame-Denman 2-0; Scott 1-0.

**TACKLES (UA-A):** Air Force-Pommer 4-7; Zanotti 4-6; Pendry 0-9; Meinrod 5-3; Johnson 1-7; Glisson 7-0; Overstreet 2-2; Crawley 1-2; Runyon 1-2; Gallagher 1-2; Metters 2-0; Logsdon 1-1; Buelow 1-1; Arthur 1-0; Nelson 0-1; Rule 0-1; Duffy 0-1; Thompson 0-1; Probert 0-1; Beard 0-1; Cage 0-1; Allen 0-1. Notre Dame-Denman 10-1; Williams 7-2; Walton 7-1; Earl 5-3; Boiman 3-5; Scott 3-3; Legree 2-4; Beckstrom 4-1; Driver 3-2; Sapp 3-1; Harrison 3-1; Jefferson 2-1; Howard 1-1; Weaver 1-1; Duff 1-0; DeBolt 0-1; Yura 0-1; Owens 0-1.



## Trevor Laws

Senior  
DL  
Burnsville, Minn.

### IN 2007

Leads the Irish with 81 tackles, 6.0 tackles for loss, four quarterback hurries (stat only tracked at Irish home games), two fumble recoveries and two blocked kicks ... leads the entire nation in tack-

les by a defensive lineman despite constant double and triple teams ... ranks t-58th overall in total tackles, averaging 9.0 per game ... only Dominique Faust of Louisiana Tech (3) has blocked more kicks in the NCAA this season ... named a midseason second team All-American by Phil Steele ... already ranks in the top 10 all-time in single season tackle history by Irish defensive lineman ... recorded 10 or more tackles on four occasions over his career, including three times in 2007 ... recorded a career-high 15 tackles against Navy on Nov. 3, including eight solo stops (also a career-best) ... registered a then career-best 11 tackles, including four solo, against No. 4 Boston College ... also blocked a 34-yard field goal attempt in the second quarter against the Eagles ... recorded six tackles, a sack (seventh career sack) and two pass break-ups in the victory at UCLA on Oct. 6 ... continued to fight through double and sometimes triple teams at Purdue; finished the game with six tackles, including a career-high 3.0 for loss, and one sack ... totaled nine tackles, a fumble recovery, a pass break-up and two quarterback hurries against Michigan State ... his effort against Michigan is even more impressive when you consider he moved to right defensive end and lined up against Wolverine All-American left tackle Jake Long; not only finished with seven tackles, but added 1.5 tackles for loss ... registered nine stops in the season opener against Georgia Tech; added a quarterback hurry and blocked field goal ... followed with a then career-high 10 stops at Penn State.

### ABOUT LAWS

Has started 34 consecutive games for Notre Dame ... one of the most versatile defensive lineman in the nation ... played both defensive end and defensive tackle in the varying fronts presented by the Notre Dame defense ... lone returning starter on the defensive line ... strong and powerful player was approved for a fifth year of eligibility by the Faculty Board on Athletics ... rated the No. 49 defensive end in the nation by Phil Steele in the preseason ... appeared in 46 contests at Notre Dame ... tallied 194 career tackles including 20.5 tackles for loss and eight sacks to go with two forced fumbles, four fumble recoveries, nine passes defended, five blocked kicks and one interception ... represents the defensive line on the football team's leadership committee.

### A DEEPER LOOK

Laws is on pace for 108 tackles which would be the second most ever by an Irish defensive lineman in school history... would be the first Irish defensive lineman to eclipse 100 tackles in a season since Melvin Dansby in 1997 and just the fourth in school history.

## Notre Dame All-American Candidate

### Most Tackles by a Front Four ND Lineman (since 1956)

1. 113, Steve Niehaus\* 1975
2. 104, Ross Browner\* 1977
3. 103, Melvin Dansby 1997
4. 94, Mike Calhoun 1978
5. 92, Chris Zorich\* 1989
6. 87, Eric Dorsey 1985
7. 81, TREVOR LAWS 2007
8. 75, Jeff Weston 1978
9. 74, Jeff Alm 1989
10. 73, John Hankerd 1979
- 73, Justin Tuck 2003

Players Were Named All-American  
\* Consensus All-Americans

### Season Highs

Solo Tackles - 8 vs. Navy (11.3)  
Total Tackles - 15 vs. Navy (11.3)  
Tackles for Loss - 3.0 at Purdue (9.29)  
Sacks - 1 (twice)

### Laws' vs. Preseason All-American Defensive Lineman

	Notre Dame Trevor Laws	LSU Glenn Dorsey	USC Sedrick Ellis
Solo Tackles	37	29	22
Total Tackles	81	46	51
Tackles per game	9.0	5.1	6.4
Tackles for Loss	6.0	8.5	11.0
Passes Defended	4	3	5
Fumble Recoveries	2	0	1
Blocked Kicks	2	0	0
Sacks	2.0	5.0	7.5

### Laws' Season Statistics

Year	GP-GS	-- Sacks --										
		UA	A	TT	TFL	PD	FF	FR	Blkd	UA	A	TS
2007	9-9	37	44	81	6.0-33	4	0	2	2	2	0	2.0-20





## Tom Zbikowski

Senior  
SS  
Arlington Heights, Ill.

## Notre Dame All-American Candidate

### IN 2007

Third on the Irish with 61 tackles, including 33 solo stops ... added a sack, interception, pass break-up, fumble recovery and three forced fumbles ... ranks tied for 11th in the nation in forced fumbles ... ranks 29th in the country in punt returns ... averaging 11.4


yards per punt return (14 for 160) ... named a midseason second team All-American by *Phil Steele* ... named Lott Trophy quarterfinalist ... named to 2007 AFCA Good Works Team ... tied a season-high with 10 tackles against Navy (11/3) ... led the Irish against USC with 10 tackles (five solo, five assisted) (10/20) ... made six tackles (three solo, three assisted) against Boston College (10/13) ... recorded six tackles (three solo, three assisted) including a sack against UCLA (10/6) ... on the sack against the Bruins, he forced a fumble that put the Irish on the one-yard line, setting up a Notre Dame field goal ... had season-high seven solo tackles for the Irish against Purdue (9/29) ... registered first interception of the season ... recorded five tackles (two solo, three assisted) vs. Michigan State (9/22) ... recorded three punt returns for a total of 26 yards vs. Michigan (9/15) ... made eight tackles (five solo, three assisted) vs. the Wolverines... turned heads with his 47-yard punt return in the third quarter vs. Penn State (9/8) ... return landed Notre Dame on the Penn State seven-yard line setting up first and goal for the Irish offense ... had two forced fumbles vs the Nittany Lions ... recorded six tackles on the day (four solo, two assisted) against Penn State ... started the season opener for the fourth straight year when he opened at strong safety against Georgia Tech (9/1) ... totaled four tackles against the Yellow Jackets.

### ABOUT ZBIKOWSKI

Serious contender for All-America accolades and other defensive awards this season ... one of the most electrifying players in college football ... a two-time third-team All-American by the Associated Press (2005 and 2006) and earned second-team All-America honors from the Walter Camp Football Foundation in 2006 ... named to the preseason Bednarik Award, Nagurski Trophy and Lott Award watch lists ... selected a preseason first-team All-American by *Athlon*, *The Sporting News* and *Phil Steele* ... rated the top strong safety in the nation by *Phil Steele* and *The Sporting News* ... named to the 2007 second-team preseason All-America team by *Lindy's* and rated the third-best safety entering the nation by the same publication ... has scored seven career touchdowns (three punt returns, two interception returns and two fumble returns) ... tied for most career punt returns for a touchdown in school history (Tim Brown, Nick Rassas, Allen Rossum, Ricky Watters- are the others) ... ranks 12th all-time at Notre Dame with 280 tackles (all-time tackles leader for Irish defensive backs) ... averaged 12.0 yards on 57 career punt returns to rank eighth all-time at Notre Dame ... tied for first in career fumble returns for a touchdown (tied with Tony Driver), tied for fifth in interception returns for a touchdown (tied with several players; one touchdown behind four-way tie for first) ... started all 45 games he has appeared in for the Irish ... been involved in a total of 17 turnovers (seven forced fumbles, seven interceptions, three fumble recoveries) during his brilliant four-year career ... named a captain for the second consecutive year in 2007 ... also a member of the team's leadership committee for the second-straight campaign.

### A DEEPER LOOK

Zbikowski is on pace for 301 career tackles (81 this season) which would be the eighth most ever in school history ... shattered previous school record for career tackles by a defensive back (228, Jim Browner).



### Season Highs

- Solo Tackles** - 7 at #25 Purdue (9.29)
- Total Tackles** - 10, twice
- Tackles for Loss** - 1.0 at UCLA (10.6)
- Sacks** - 1.0 at UCLA (10.6)
- Forced Fumbles** - 2 at #14 Penn State (9.8)
- Forced Recoveries** - 1 vs. Navy (11.3)
- Interceptions** - 1 at #25 Purdue (9.29)

### Notre Dame Career Tackles

- |     |                      |                      |
|-----|----------------------|----------------------|
| 1.  | Bob Crable           | 521 (1978-81)        |
| 2.  | Bob Golic            | 479 (1975-78)        |
| 3.  | Steve Heimkreiter    | 398 (1975-78)        |
| 4.  | Bob Olson            | 369 (1967-69)        |
| 5.  | Tony Furjanic        | 361 (1982-85)        |
| 6.  | Mike Kovaleski       | 353 (1983-86)        |
| 7.  | Ross Browner         | 340 (1973, 1975-77)  |
| 8.  | Brandon Hoyte        | 297 (2002-05)        |
| 9.  | Greg Collins         | 295 (1972-74)        |
| 10. | Courtney Watson      | 294 (2000-03)        |
| 11. | Steve Niehaus        | 290 (1972-75)        |
| 12. | <b>Tom Zbikowski</b> | <b>280 (2004-07)</b> |

### Zbikowski's Season Statistics

Year	GP-GS	UA	A	TT	TFL	INT	PD	FF	FR	-- Sacks --		
										UA	A	TS
2007	9-9	33	28	61	1.0-8	1-(-2)	3	3	1	1	0	1.0-8

2007 Notre Dame Football  
 Notre Dame Overall Team Statistics (as of Nov 03, 2007)  
 All games

TEAM STATISTICS	ND	OPP
SCORING.....	124	283
Points Per Game.....	13.8	31.4
FIRST DOWNS.....	125	198
Rushing.....	46	97
Passing.....	63	81
Penalty.....	16	20
RUSHING YARDAGE.....	508	1791
Yards gained rushing.....	978	1989
Yards lost rushing.....	470	198
Rushing Attempts.....	313	414
Average Per Rush.....	1.6	4.3
Average Per Game.....	56.4	199.0
TDs Rushing.....	7	15
PASSING YARDAGE.....	1368	1529
Att-Comp-Int.....	285-160-8	257-138-9
Average Per Pass.....	4.8	5.9
Average Per Catch.....	8.6	11.1
Average Per Game.....	152.0	169.9
TDs Passing.....	6	17
TOTAL OFFENSE.....	1876	3320
Total Plays.....	598	671
Average Per Play.....	3.1	4.9
Average Per Game.....	208.4	368.9
KICK RETURNS: #-YARDS.....	47-948	27-610
PUNT RETURNS: #-YARDS.....	17-163	25-213
INT RETURNS: #-YARDS.....	9-160	8-71
KICK RETURN AVERAGE.....	20.2	22.6
PUNT RETURN AVERAGE.....	9.6	8.5
INT RETURN AVERAGE.....	17.8	8.9
FUMBLES-LOST.....	20-10	16-10
PENALTIES-YARDS.....	61-514	68-565
Average Per Game.....	57.1	62.8
PUNTS-YARDS.....	61-2566	40-1603
Average Per Punt.....	42.1	40.1
Net punt average.....	37.6	34.5
TIME OF POSSESSION/GAME.....	27:43	32:17
3RD-DOWN CONVERSIONS.....	42/147	61/138
3rd-Down Pct.....	29%	44%
4TH-DOWN CONVERSIONS.....	16/27	4/12
4th-Down Pct.....	59%	33%
SACKS BY-YARDS.....	12-99	45-318
MISC YARDS.....	0	-36
TOUCHDOWNS SCORED.....	16	34
FIELD GOALS-ATTEMPTS.....	5-10	15-19
ON-SIDE KICKS.....	0-0	0-0
RED-ZONE SCORES.....	32-44 73%	74-84 88%
RED-ZONE TOUCHDOWNS.....	24-44 55%	52-84 62%
PAT-ATTEMPTS.....	13-15 87%	30-32 94%
ATTENDANCE.....	807950	724098
Games/Avg Per Game.....	10/80795	8/90512
Neutral Site Games.....		0/0

SCORE BY QUARTERS	1st	2nd	3rd	4th	OT	Total
Notre Dame.....	24	21	43	20	16	- 124
Opponents.....	63	88	71	43	18	- 283

**2007 Notre Dame Football**  
**Notre Dame Overall Individual Statistics (as of Nov 03, 2007)**  
**All games**

RUSHING	GP-GS	Att	Gain	Loss	Net	Avg	TD	Long	Avg/G
ALDRIDGE, James	8-4	99	396	22	374	3.8	0	43	46.8
ALLEN, Armando	9-3	62	280	5	275	4.4	0	15	30.6
HUGHES, Robert	8-0	17	48	3	45	2.6	2	17	5.6
THOMAS, Travis	9-2	25	56	16	40	1.6	4	13	4.4
JONES, Demetrius	1-1	12	39	11	28	2.3	0	10	28.0
JABBIE, Junior	9-0	7	21	4	17	2.4	0	6	1.9
SCHWAPP, Asaph	9-6	6	11	1	10	1.7	0	4	1.1
SCHMIDT, Luke	8-0	2	6	0	6	3.0	0	5	0.8
TATE, Golden	9-2	1	4	0	4	4.0	0	4	0.4
PRICE, Geoff	9-0	1	0	12	-12	-12.0	0	0	-1.3
TEAM	5-0	6	0	46	-46	-7.7	0	0	-9.2
SHARPLEY, Evan	8-2	38	68	163	-95	-2.5	0	13	-11.9
CLAUSEN, Jimmy	7-6	37	49	187	-138	-3.7	1	10	-19.7
Total.....	0	313	978	470	508	1.6	7	43	0.0
Opponents.....	0	414	1989	198	1791	4.3	15	52	0.0

PASSING	GP-GS	Effic	Cmp-Att-Int	Pct	Yds	TD	Lng	Avg/G
CLAUSEN, Jimmy	7-6	89.51	81-141-5	57.4	618	1	36	88.3
SHARPLEY, Evan	8-2	106.66	77-140-3	55.0	736	5	43	92.0
JONES, Demetrius	1-1	44.53	1-3-0	33.3	4	0	4	4.0
ALLEN, Armando	9-3	184.00	1-1-0	100.0	10	0	10	1.1
Total.....	0	97.79	160-285-8	56.1	1368	6	43	0.0
Opponents.....	0	118.50	138-257-9	53.7	1529	17	51	0.0

RECEIVING	GP-GS	No.	Yds	Avg	TD	Long	Avg/G
CARLSON, John	9-9	30	228	7.6	1	16	25.3
PARRIS, Robby	9-3	24	312	13.0	1	35	34.7
KAMARA, Duval	9-3	24	232	9.7	3	21	25.8
ALLEN, Armando	9-3	19	81	4.3	0	16	9.0
GRIMES, David	7-5	17	121	7.1	0	17	17.3
WEST, George	9-7	15	132	8.8	0	20	14.7
YEATMAN, Will	9-1	6	37	6.2	0	10	4.1
JABBIE, Junior	9-0	6	20	3.3	0	10	2.2
TATE, Golden	9-2	5	126	25.2	1	43	14.0
ALDRIDGE, James	8-4	4	23	5.8	0	11	2.9
SCHWAPP, Asaph	9-6	3	27	9.0	0	15	3.0
SCHMIDT, Luke	8-0	3	16	5.3	0	10	2.0
HORD, D.J.	6-0	2	7	3.5	0	5	1.2
RAGONE, Mike	8-0	1	7	7.0	0	7	0.9
THOMAS, Travis	9-2	1	-1	-1.0	0	0	-0.1
Total.....	0	160	1368	8.6	6	43	0.0
Opponents.....	0	138	1529	11.1	17	51	0.0

PUNT RETURNS	No.	Yds	Avg	TD	Long
ZBIKOWSKI, Tom	14	160	11.4	0	47
TEAM	1	0	0.0	0	0
PRINCE, Munir	1	-8	-8.0	0	0
BRUTON, David	1	11	11.0	0	0
Total.....	17	163	9.6	0	47
Opponents.....	25	213	8.5	1	78

INTERCEPTIONS	No.	Yds	Avg	TD	Long
CRUM, Maurice	2	46	23.0	0	33
BRUTON, David	2	17	8.5	0	17
LAMBERT, Terrail	1	1	1.0	0	1
WALLS, Darrin	1	73	73.0	1	73
ZBIKOWSKI, Tom	1	-2	-2.0	0	0
MCCARTHY, Kyle	1	0	0.0	0	0
SMITH, Brian	1	25	25.0	1	25
Total.....	9	160	17.8	2	73
Opponents.....	8	71	8.9	0	30

KICK RETURNS	No.	Yds	Avg	TD	Long
ALLEN, Armando	26	570	21.9	0	38
TATE, Golden	13	297	22.8	0	40
HUGHES, Robert	5	41	8.2	0	15
JABBIE, Junior	3	40	13.3	0	20
Total.....	47	948	20.2	0	40
Opponents.....	27	610	22.6	0	68

FUMBLE RETURNS	No.	Yds	Avg	TD	Long
NEAL, Kerry	1	11	11.0	0	11
CRUM, Maurice	1	34	34.0	1	34
Total.....	2	45	22.5	1	34
Opponents.....	2	32	16.0	1	16

**2007 Notre Dame Football**  
**Notre Dame Overall Individual Statistics (as of Nov 03, 2007)**  
**All games**

SCORING	----- PATs -----									TOTAL OFFENSE	G	Plays	Rush	Pass	Total	Avg/G
	TD	FGs	Kick	Rush	Rcv	Pass	DXP	Saf	Points							
WALKER, Brandon	0	5-9	12-13	0-0	0	0-0	0	0	27	SHARPLEY, Evan	8	178	-95	736	641	80.1
THOMAS, Travis	4	0-0	0-0	0-1	0	0-0	0	0	24	CLAUSEN, Jimmy	7	178	-138	618	480	68.6
KAMARA, Duval	3	0-0	0-0	0-0	0	0-0	0	0	18	ALDRIDGE, James	8	99	374	0	374	46.8
HUGHES, Robert	2	0-0	0-0	0-0	0	0-0	0	0	12	ALLEN, Armando	9	63	275	10	285	31.7
WALLS, Darrin	1	0-0	0-0	0-0	0	0-0	0	0	6	HUGHES, Robert	8	17	45	0	45	5.6
SMITH, Brian	1	0-0	0-0	0-0	0	0-0	0	0	6	THOMAS, Travis	9	25	40	0	40	4.4
CRUM, Maurice	1	0-0	0-0	0-0	0	0-0	0	0	6	JONES, Demetrius	1	15	28	4	32	32.0
CLAUSEN, Jimmy	1	0-0	0-0	0-0	0	0-0	0	0	6	JABBIE, Junior	9	7	17	0	17	1.9
PARRIS, Robby	1	0-0	0-0	0-0	0	0-0	0	0	6	SCHWAPP, Asaph	9	6	10	0	10	1.1
TATE, Golden	1	0-0	0-0	0-0	0	0-0	0	0	6	SCHMIDT, Luke	8	2	6	0	6	0.8
CARLSON, John	1	0-0	0-0	0-0	0	0-0	0	0	6	TATE, Golden	9	1	4	0	4	0.4
WHITAKER, Nate	0	0-1	1-2	0-0	0	0-0	0	0	1	PRICE, Geoff	9	1	-12	0	-12	-1.3
Total.....	16	5-10	13-15	0-1	0	0-0	0	0	124	TEAM	5	6	-46	0	-46	-9.2
Opponents.....	34	15-19	30-32	1-1	1	1-1	0	0	283	Total.....	0	598	508	1368	1876	0.0
										Opponents.....	0	671	1791	1529	3320	0.0

FIELD GOALS	FGM-FGA	Pct	01-19	20-29	30-39	40-49	50-99	Lg	Blk
WALKER, B.	5-9	55.6	0-0	4-4	0-1	1-4	0-0	48	2
WHITAKER	0-1	0.0	0-0	0-0	0-0	0-0	0-1	0	0

FG SEQUENCE	Notre Dame	OPPONENTS
Georgia Tech	(24)	(32) , (29) , 29, (40) , (39)
Penn State	50, (22)	(37)
Michigan	-	(39)
Michigan State	-	(27) , 20
Purdue	35	(27) , (34) , (26) , (29)
UCLA	(26) , (48)	(29) , (49)
Boston College	41	34
USC	40	(30)
Navy	40, (26)	47, (32)

Numbers in (parentheses) indicate field goal was made.

PUNTING	No.	Yds	Avg	Long	TB	FC	I20	Blkd
PRICE, Geoff	54	2260	41.9	57	2	12	11	0
MAUST, Eric	7	306	43.7	50	1	2	2	0
Total.....	61	2566	42.1	57	3	14	13	0
Opponents.....	40	1603	40.1	53	3	7	16	1

KICKOFFS	No.	Yds	Avg	TB	OB	Retn	Net	YdLn
WHITAKER, Nate	23	1370	59.6	0	0			
WALKER, Brandon	4	221	55.2	0	0			
Total.....	27	1591	58.9	0	0	610	36.3	33
Opponents.....	55	3344	60.8	5	1	948	41.7	28

2007 Notre Dame Football  
 Notre Dame Overall Individual Statistics (as of Nov 03, 2007)  
 All games

ALL PURPOSE	G	Rush	Rec	PR	KOR	IR	Tot	Avg/G
ALLEN, Armando	9	275	81	0	570	0	926	102.9
TATE, Golden	9	4	126	0	297	0	427	47.4
ALDRIDGE, James	8	374	23	0	0	0	397	49.6
PARRIS, Robby	9	0	312	0	0	0	312	34.7
KAMARA, Duval	9	0	232	0	0	0	232	25.8
CARLSON, John	9	0	228	0	0	0	228	25.3
ZBIKOWSKI, Tom	9	0	0	160	0	-2	158	17.6
WEST, George	9	0	132	0	0	0	132	14.7
GRIMES, David	7	0	121	0	0	0	121	17.3
HUGHES, Robert	8	45	0	0	41	0	86	10.8
JABBIE, Junior	9	17	20	0	40	0	77	8.6
WALLS, Darrin	9	0	0	0	0	73	73	8.1
CRUM, Maurice	9	0	0	0	0	46	46	5.1
THOMAS, Travis	9	40	-1	0	0	0	39	4.3
SCHWAPP, Asaph	9	10	27	0	0	0	37	4.1
YEATMAN, Will	9	0	37	0	0	0	37	4.1
BRUTON, David	9	0	0	11	0	17	28	3.1
JONES, Demetrius	1	28	0	0	0	0	28	28.0
SMITH, Brian	8	0	0	0	0	25	25	3.1
SCHMIDT, Luke	8	6	16	0	0	0	22	2.8
RAGONE, Mike	8	0	7	0	0	0	7	0.9
HORD, D.J.	6	0	7	0	0	0	7	1.2
LAMBERT, Terrail	9	0	0	0	0	1	1	0.1
PRINCE, Munir	7	0	0	-8	0	0	-8	-1.1
PRICE, Geoff	9	-12	0	0	0	0	-12	-1.3
TEAM	5	-46	0	0	0	0	-46	-9.2
SHARPLEY, Evan	8	-95	0	0	0	0	-95	-11.9
CLAUSEN, Jimmy	7	-138	0	0	0	0	-138	-19.7
Total.....	0	508	1368	163	948	160	3147	0.0
Opponents.....	0	1791	1529	213	610	71	4214	0.0

**2007 Notre Dame Football**  
**Notre Dame Overall Defensive Statistics (as of Nov 03, 2007)**  
**All games**

DEFENSIVE LEADERS	GP-GS	-----Tackles-----			TFL/Yds	-Sacks-		---Pass Def---			-Fumbles-		Blkd	
		Solo	Ast	Total		No-Yds	Int-Yds	BrUp	QBH	Rcv-Yds	FF	Kick	Saf	
98 LAWS, Trevor	9-9	38	44	82	6.0-33	2.0-20	.	4	4	2-0	.	2	.	
52 BROCKINGTON, Joe	9-7	40	39	79	5.5-10	.	.	2	1-0	.	.	.	.	
40 CRUM, Maurice	9-9	28	36	64	4.5-21	1.0-8	2-46	5	.	2-34	3	.	.	
9 ZBIKOWSKI, Tom	9-9	33	28	61	1.0-8	1.0-8	1--2	1	.	1-0	3	.	.	
27 BRUTON, David	9-8	37	20	57	3.5-14	1.0-10	2-17	1	.	.	1	1	.	
96 KUNTZ, Pat	9-9	17	21	38	1.5-2	.	.	9	.	.	.	.	.	
57 STEPHENSON, Dwight	9-4	14	17	31	4.0-6	1.0-1	.	2	2	.	1	.	.	
95 WILLIAMS, Ian	9-0	14	16	30	0.5-1	.	.	.	.	.	.	.	.	
90 RYAN, John	9-9	18	12	30	5.0-30	2.5-23	.	.	2	.	1	.	.	
20 LAMBERT, Terrail	9-9	15	13	28	.	.	1-1	.	.	.	.	.	.	
22 WOODEN, Ambrose	9-4	16	8	24	.	.	.	.	.	.	.	.	.	
2 WALLS, Darrin	9-8	17	4	21	2.0-17	.	1-73	5	.	.	1	.	.	
54 VERNAGLIA, Anthony	8-4	9	11	20	1.0-3	.	.	.	.	.	.	.	.	
94 BROWN, Justin	7-2	9	10	19	2.0-13	0.5-2	.	.	.	.	.	.	.	
28 MCCARTHY, Kyle	9-1	10	9	19	.	.	1-0	.	.	.	.	.	.	
58 SMITH, Brian	8-0	6	9	15	2.5-11	1.0-6	1-25	.	1	.	1	.	.	
41 SMITH, Scott	9-0	6	8	14	.	.	.	.	.	1-0	.	.	.	
49 SMITH, Toryan	8-2	5	8	13	0.5-1	.	.	.	.	.	.	.	.	
56 NEAL, Kerry	9-3	6	5	11	1.0-8	1.0-8	.	3	2	1-11	.	.	.	
31 BROWN, Sergio	8-0	4	3	7	.	.	.	.	.	.	.	.	.	
53 RICHARDSON, Morrice	7-0	4	3	7	1.5-13	1.0-13	.	.	1	.	.	.	.	
8 McNEIL, Raeshon	8-1	4	3	7	.	.	.	2	.	.	.	.	.	
29 GAINES, Jashaad	3-0	1	4	5	.	.	.	.	.	.	.	.	.	
61 JANSEN, J.J.	9-0	2	2	4	.	.	.	.	.	.	.	.	.	
89 CARLSON, John	9-9	3	1	4	.	.	.	.	.	.	.	.	.	
37 JABBIE, Junior	9-0	4	.	4	.	.	.	.	.	.	.	.	.	
48 QUINN, Steve	9-0	3	1	4	1.0-2	.	.	.	.	.	.	.	.	
26 THOMAS, Travis	9-2	3	.	3	.	.	.	.	.	.	.	.	.	
4B ANELLO, Mike	5-0	2	1	3	.	.	.	.	.	.	.	.	.	
92 HAND, Derrell	2-1	.	3	3	.	.	.	.	.	.	.	.	.	
84 YEATMAN, Will	9-1	1	2	3	.	.	.	.	.	.	.	.	.	
83 RAGONE, Mike	8-0	.	3	3	.	.	.	.	.	.	.	.	.	
6 HERRING, Ray	4-0	1	2	3	.	.	.	.	.	2-0	.	.	.	
15 FERRINE, Leo	5-0	2	.	2	.	.	.	.	.	.	.	.	.	
25 PRINCE, Munir	7-0	1	1	2	.	.	.	1	.	.	.	.	.	
7 CLAUSEN, Jimmy	7-6	1	.	1	.	.	.	.	.	.	.	.	.	
23 TATE, Golden	9-2	1	.	1	.	.	.	.	.	.	.	.	.	
82 PARRIS, Robby	9-3	.	1	1	.	.	.	.	.	.	.	.	.	
11 GRIMES, David	7-5	1	.	1	.	.	.	.	.	.	.	.	.	
35 WHITAKER, Nate	9-0	.	1	1	.	.	.	.	.	.	.	.	.	
17 PRICE, Geoff	9-0	1	.	1	.	.	.	.	.	.	.	.	.	
93 MULLEN, Paddy	3-0	.	1	1	.	.	.	.	.	.	.	.	.	
Total.....	0-0	377	350	727	43-193	12-99	9-160	33	14	10-45	11	3	.	
Opponents.....	0-0	364	244	608	84-426	45-318	8-71	29	13	10-32	13	2	.	

2007 Notre Dame Football  
 Notre Dame Game Superlatives (as of Nov 03, 2007)  
 All games

INDIVIDUAL GAME HIGHS

Rushes.....	32	ALDRIDGE, James vs Navy (Nov 03, 2007)
Yards Rushing.....	125	ALDRIDGE, James vs Navy (Nov 03, 2007)
TD Rushes.....	3	THOMAS, Travis vs Navy (Nov 03, 2007)
Long Rush.....	43	ALDRIDGE, James vs Michigan State (Sep 22, 2007)
Pass attempts.....	33	SHARPLEY, Evan vs USC (Oct 20, 2007)
Pass completions....	18	CLAUSEN, Jimmy at Purdue (Sep 29, 2007)
Yards Passing.....	208	SHARPLEY, Evan at Purdue (Sep 29, 2007)
TD Passes.....	2	SHARPLEY, Evan at Purdue (Sep 29, 2007) SHARPLEY, Evan vs Navy (Nov 03, 2007)
Long Pass.....	43	SHARPLEY, Evan at Purdue (Sep 29, 2007)
Receptions.....	7	PARRIS, Robby at Purdue (Sep 29, 2007)
Yards Receiving.....	104	TATE, Golden at Purdue (Sep 29, 2007)
TD Receptions.....	2	KAMARA, Duval vs Navy (Nov 03, 2007)
Long Reception.....	43	TATE, Golden at Purdue (Sep 29, 2007)
Field Goals.....	2	WALKER, Brandon at UCLA (Oct 06, 2007)
Long Field Goal.....	48	WALKER, Brandon at UCLA (Oct 06, 2007)
Punts.....	10	PRICE, Geoff vs USC (Oct 20, 2007)
Punting Avg.....	45.0	MAUST, Eric at Penn State (Sep 08, 2007) PRICE, Geoff vs USC (Oct 20, 2007)
Long Punt.....	57	PRICE, Geoff at Penn State (Sep 08, 2007)
Long Punt Return....	47	ZBIKOWSKI, Tom at Penn State (Sep 08, 2007)
Long Kickoff Return.	40	TATE, Golden at Michigan (Sep 15, 2007)
Tackles.....	16	CRUM, Maurice vs Michigan State (Sep 22, 2007) BROCKINGTON, Joe vs Navy (Nov 03, 2007)
Sacks.....	1.0	BRUTON, David vs Georgia Tech (Sep 01, 2007) RICHARDSON, Morrice at Penn State (Sep 08, 2007) NEAL, Kerry vs Michigan State (Sep 22, 2007) RYAN, John at Purdue (Sep 29, 2007) LAWS, Trevor at Purdue (Sep 29, 2007) ZBIKOWSKI, Tom at UCLA (Oct 06, 2007) CRUM, Maurice at UCLA (Oct 06, 2007) SMITH, Brian at UCLA (Oct 06, 2007) RYAN, John at UCLA (Oct 06, 2007) LAWS, Trevor at UCLA (Oct 06, 2007) STEPHENSON, Dwight vs Navy (Nov 03, 2007)
Tackles For Loss....	3.0	LAWS, Trevor at Purdue (Sep 29, 2007)
Interceptions.....	2	CRUM, Maurice at UCLA (Oct 06, 2007)

2007 Notre Dame Football  
Notre Dame Game Superlatives (as of Nov 03, 2007)  
All games

TEAM GAME HIGHS

Rushes.....	63	vs Navy (Nov 03, 2007)
Yards Rushing.....	235	vs Navy (Nov 03, 2007)
Yards Per Rush.....	3.7	vs Navy (Nov 03, 2007)
TD Rushes.....	4	vs Navy (Nov 03, 2007)
Pass attempts.....	52	at Purdue (Sep 29, 2007)
Pass completions....	34	at Purdue (Sep 29, 2007)
Yards Passing.....	377	at Purdue (Sep 29, 2007)
Yards Per Pass.....	7.2	at Purdue (Sep 29, 2007)
TD Passes.....	3	at Purdue (Sep 29, 2007)
Total Plays.....	90	vs Navy (Nov 03, 2007)
Total Offense.....	426	at Purdue (Sep 29, 2007)
Yards Per Play.....	5.5	at Purdue (Sep 29, 2007)
Points.....	44	vs Navy (Nov 03, 2007)
Sacks By.....	5	at UCLA (Oct 06, 2007)
First Downs.....	27	vs Navy (Nov 03, 2007)
Penalties.....	14	at Penn State (Sep 08, 2007)
Penalty Yards.....	110	at Purdue (Sep 29, 2007)
Turnovers.....	4	at Michigan (Sep 15, 2007)
Interceptions By....	4	at UCLA (Oct 06, 2007)



2007 Notre Dame Football  
 Notre Dame Game Superlatives (as of Nov 03, 2007)  
 All games

OPPONENT INDIVIDUAL GAME HIGHS

Rushes.....	35	Hart, Mike, at Michigan (Sep 15, 2007)
Yards Rushing.....	196	T. Choice, vs Georgia Tech (Sep 01, 2007)
TD Rushes.....	2	T. Choice, vs Georgia Tech (Sep 01, 2007)
		Scott, Austin, at Penn State (Sep 08, 2007)
		Hart, Mike, at Michigan (Sep 15, 2007)
		Callender, A, vs Boston College (Oct 13, 2007)
		Kettani, Eric, vs Navy (Nov 03, 2007)
Long Rush.....	52	Whitworth, L, vs Boston College (Oct 13, 2007)
Pass attempts.....	49	Ryan, M, vs Boston College (Oct 13, 2007)
Pass completions....	32	Ryan, M, vs Boston College (Oct 13, 2007)
Yards Passing.....	291	Ryan, M, vs Boston College (Oct 13, 2007)
TD Passes.....	4	Hoyer, Brian, vs Michigan State (Sep 22, 2007)
		Sanchez, Mark, vs USC (Oct 20, 2007)
Long Pass.....	51	Morelli, A., at Penn State (Sep 08, 2007)
Receptions.....	10	Callender, A, vs Boston College (Oct 13, 2007)
Yards Receiving.....	91	Callender, A, vs Boston College (Oct 13, 2007)
TD Receptions.....	2	Davis, Kellen, vs Michigan State (Sep 22, 2007)
Long Reception.....	51	Bell, Chris, at Penn State (Sep 08, 2007)
Field Goals.....	4	T. Bell, vs Georgia Tech (Sep 01, 2007)
		Summers,Chris, at Purdue (Sep 29, 2007)
Long Field Goal.....	49	Forbath,Kai, at UCLA (Oct 06, 2007)
Punts.....	6	Boone, Jeremy, at Penn State (Sep 08, 2007)
		Woidneck, Greg, vs USC (Oct 20, 2007)
Punting Avg.....	48.0	D. Brooks, vs Georgia Tech (Sep 01, 2007)
Long Punt.....	53	D. Brooks, vs Georgia Tech (Sep 01, 2007)
Long Punt Return....	78	Williams, Derri, at Penn State (Sep 08, 2007)
Long Kickoff Return.	68	Wallace, A.J., at Penn State (Sep 08, 2007)
Tackles.....	14	Middleton, Wyatt, vs Navy (Nov 03, 2007)
Sacks.....	3.5	Graham, Brandon, at Michigan (Sep 15, 2007)
Tackles For Loss....	4.0	Crable, Shawn, at Michigan (Sep 15, 2007)
Interceptions.....	2	Vinson, Terrell, at Purdue (Sep 29, 2007)

2007 Notre Dame Football  
Notre Dame Game Superlatives (as of Nov 03, 2007)  
All games

OPPONENT TEAM GAME HIGHS

Rushes.....	66	vs Navy (Nov 03, 2007)
Yards Rushing.....	289	at Michigan (Sep 15, 2007)
Yards Per Rush.....	6.3	vs USC (Oct 20, 2007)
TD Rushes.....	4	vs Navy (Nov 03, 2007)
Pass attempts.....	49	vs Boston College (Oct 13, 2007)
Pass completions....	32	vs Boston College (Oct 13, 2007)
Yards Passing.....	291	vs Boston College (Oct 13, 2007)
Yards Per Pass.....	9.0	vs Navy (Nov 03, 2007)
TD Passes.....	4	vs Michigan State (Sep 22, 2007) vs USC (Oct 20, 2007)
Total Plays.....	83	vs Boston College (Oct 13, 2007)
Total Offense.....	462	vs USC (Oct 20, 2007)
Yards Per Play.....	6.2	vs USC (Oct 20, 2007)
Points.....	46	vs Navy (Nov 03, 2007)
Sacks By.....	9	vs Georgia Tech (Sep 01, 2007)
First Downs.....	27	at Purdue (Sep 29, 2007)
Penalties.....	15	vs Boston College (Oct 13, 2007)
Penalty Yards.....	131	vs Boston College (Oct 13, 2007)
Turnovers.....	7	at UCLA (Oct 06, 2007)
Interceptions By....	2	at Michigan (Sep 15, 2007) at Purdue (Sep 29, 2007) vs Boston College (Oct 13, 2007)

2007 Notre Dame Football  
 Notre Dame Game Results (as of Nov 03, 2007)  
 All games

Date	Opponent	Score		Overall Record	Conference Record	Time	Attend
----	-----	-----		-----	-----	----	-----
Sep 01, 2007	GEORGIA TECH	3-33	L	0- 1- 0	0- 0- 0	3:27	80795
Sep 08, 2007	at #14 Penn State	10-31	L	0- 2- 0	0- 0- 0	3:17	110078
Sep 15, 2007	at Michigan	0-38	L	0- 3- 0	0- 0- 0	3:02	111178
Sep 22, 2007	MICHIGAN STATE	14-31	L	0- 4- 0	0- 0- 0	3:19	80795
Sep 29, 2007	at Purdue	19-33	L	0- 5- 0	0- 0- 0	3:27	62250
Oct 06, 2007	at UCLA	W 20-6		1- 5- 0	0- 0- 0	3:25	78543
Oct 13, 2007	#4 BOSTON COLLEGE	14-27	L	1- 6- 0	0- 0- 0	3:53	80795
Oct 20, 2007	#13 USC	0-38	L	1- 7- 0	0- 0- 0	3:22	80795
Nov 03, 2007	NAVY	O 44-46	L	1- 8- 0	0- 0- 0	3:55	80795

\* indicates conference game