

## Louisville Basketball Quick Facts

Location	Louisville, Ky. 40292
Founded / Enrollment	1798 / 22,000
Nickname / Colors	Cardinals / Red & Black
Conference	Atlantic Coast
Home Court	KFC Yum! Center (22,000)
Acting President	Dr. Greg Postel
Vice President for Athletics	Tom Jurich
Head Coach	Rick Pitino (UMass '74)
U of L Record	414-141 (16th yr.)
Overall Record	768-269 (32nd yr.)
Associate Head Coach	Kenny Johnson
Assistant Coaches	Mike Balado, David Padgett
Dir. of Basketball Operations	Michael Bowden
All-Time Record	1,801-899 (103rd yr.)
All-Time NCAA Tournament Record	75-42
	(41 Appearances, 10 Final Fours, Three NCAA Championships - 1980, 1986, 2013)
<b>Important Phone Numbers</b>	
Athletics Office	(502) 852-5732
Basketball Office	(502) 852-6651
Sports Information Office	(502) 852-6581
SID - Kenny Klein, cell	(502) 599-7865
email: kenny@GoCards.com	

## 2016-17 Schedule / Results

Date	Opponent	TV	Time (ET)
<b>November</b>			
Thur. 3	KENTUCKY WESLEYAN ~ ACCNE	W	109-71
Mon. 7	BELLARMINE ~ .....	ACCNE	W 81-60
Fri. 11	EVANSVILLE .....	ACCNE	W 78-47
Mon. 14	WILLIAM & MARY .....	RSN	W 91-58
Thur. 17	LONG BEACH STATE +....	ACCNE	W 88-56
Wed. 23	Old Dominion # .....	AXS-TV	W 68-62ot
Thur. 24	Wichita State # .....	ESPN	W 62-52
Fri. 25	#20/rv Baylor # .....	ESPN	L 63-66
Wed. 30	#15/16 PURDUE * .....	ESPN	W 71-64
<b>December</b>			
Sat. 3	at Grand Canyon .....	WAVE	W 79-70
Wed. 7	SOUTHERN ILLINOIS .....	RSN	W 74-51
Sat. 10	TEXAS SOUTHERN .....	RSN	W 102-71
Sat. 17	EASTERN KENTUCKY ! .....	RSN	W 87-56
Wed. 21	#6/5 KENTUCKY .....	ESPN	W 73-70
Wed. 28	#12/11 VIRGINIA .....	ESPN2	L 53-61
Sat. 31	#16/16 Indiana ^ .....	CBS	W 77-62
<b>January</b>			
Wed. 4	at #23/21 Notre Dame	ACCN/WAVE	L 70-77
Sat. 7	at Georgia Tech .....	ACCN/WHAS	W 65-50
Wed. 11	PITTSBURGH .....	RSN	W 85-80
Sat. 14	#7/7 DUKE .....	ESPN	W 78-69
Thur. 19	CLEMSON .....	ESPN	W 92-60
Sat. 21	at #10/12 Florida State .....	ESPN	L 68-73
Tues. 24	at Pittsburgh .....	ESPNU	W 106-51
Sun. 29	NC STATE .....	ACCN/WAVE	W 85-60
<b>February</b>			
Sat. 4	at Boston College .....	ACCN/WHAS	W 90-67
Mon. 6	at #12/13 Virginia .....	ESPN	L 55-71
Sat. 11	MIAMI .....	ESPN2	W 71-66
Mon. 13	at Syracuse .....	ESPN	W 76-72ot
Sat. 18	VIRGINIA TECH .....	ACCN/WAVE	W 94-90
Wed. 22	at #8/8 North Carolina .....	ESPN	L 63-74
Sun. 26	SYRACUSE .....	CBS	W 88-68
<b>March</b>			
Wed. 1	at Wake Forest .....	RSN	L 81-88
Sat. 4	#19/13 NOTRE DAME .....	CBS	2:00 p.m.
Tues. 7-	at New York Life ACG Tournament	TBA	
Sat. 11	(Barclays Center, Brooklyn, NY)		
~ exhibition game			
+ Battle 4 Atlantis, Louisville, KY			
# Battle 4 Atlantis, Paradise Island, Bahamas			
* ACC/Big 10 Challenge, Louisville, KY			
! Billy Minardi Classic, Louisville, KY			
^ Countdown Classic at Bankers Life Fieldhouse, Indianapolis, Ind.			



# LOUISVILLE BASKETBALL

1980, 1986, 2013 NCAA Champions □ 10 NCAA Final Fours □ 41 NCAA Tournament Appearances

Sports Information ♦ University of Louisville ♦ Louisville, KY 40292 ♦ www.GoCards.com  
Phone: (502) 852-6581 ♦ Fax: (502) 852-7401 ♦ email: kenny@GoCards.com ♦ Twitter: @KKCards

## Louisville Cardinals (23-7, 11-6)

## vs. Notre Dame Fighting Irish (23-7, 12-5)



Saturday, March 1 ■ 2:07 p.m. ET ■ KFC Yum! Center ■ Louisville, Ky.

### PROBABLE STARTING LINEUPS

Louisville (23-7, 11-5 ACC)	Ht.	Wt.	Yr.	PPG	RPG	Hometown
F 13 Ray SPALDING	6-10	215	So.	5.8	5.7	Louisville, Ky.
F 22 Deng ADEL	6-7	200	So.	11.8	4.5	Melbourne, Australia
C 14 Anas MAHMOUD	7-0	225	Jr.	5.9	3.9	Cairo, Egypt
G 4 Quentin SNIDER	6-2	175	Jr.	12.5	2.7	Louisville, Ky.
G 45 Donovan MITCHELL	6-3	195	So.	15.8	4.7	Greenwich, Conn.

Notre Dame (23-7, 12-5 ACC)	Ht.	Wt.	Yr.	PPG	RPG	Hometown
F 3 V.J. BEACHEM	6-8	201	Sr.	15.4	3.8	Fort Wayne, Ind.
F 35 Bonzie COLSON	6-5	225	Jr.	16.9	10.6	New Bedford, Mass.
G 0 Rex PFLUGER	6-6	202	So.	4.8	2.5	Dana Point, Calif.
G 5 Matt FARRELL	6-1	178	Jr.	14.3	2.1	Bridgewater, N.J.
G 32 Steve VASTURIA	6-6	212	Sr.	13.6	3.9	Medford, N.J.

Head Coach: Mike Brey (George Washington '82) 379-184 in 17th year at UND; 478-236 in 22nd year

Louisville plays its final game of the regular season on Senior Day as the Cardinals face the Notre Dame Fighting Irish on Saturday. Fans are encouraged to "Wear Red for the Seniors" and be in their seats by 1:45 p.m. for the pregame ceremony. Louisville dropped its final road game of the season 88-81 at Wake Forest on March 1 as Deng Adel's career-high 22 points led the Cardinals. Mangok Mathiang added 12 points and 10 rebounds for his second double-double of the season. Notre Dame (23-7, 12-5 ACC), ranked 19th by AP and 13th by USA Today, has won its last six games, including an 82-66 victory over Boston College on March 1 in its last game as V.J. Beachem led UND with 22 points and Bonzie Colson added 18 points and 11 rebounds.

### GAME FACTS

**Site:** KFC Yum! Center/Crum Court, Louisville, Ky. (22,000) (114-15 in 7th year)  
**Television:** CBS (WLKY-TV in Louisville) - Ian Eagle, play-by-play; Clark Kellogg, analyst.  
**Radio:** WKRD (790 AM) - Paul Rogers, play-by-play; Luke Hancock, analyst.  
*Also:* ESPN Radio - Bill Rosinski, play-by-play; Bob Valvano, analyst. (Sirius channel 80, XM 80, Internet 80)  
**Series History:** UofL leads 20-15 (12-3 in Louisville, 4-9 at Notre Dame, 4-3 neutral)  
**Last Meeting:** Notre Dame 77, UofL 70 (Jan. 4, 2017 in Notre Dame, Ind.)  
**UofL National Ranking:** seventh USA Today, eighth Associated Press  
**Officials:** Mike Eades, Bert Smith, Brian O'Connell  
**Next UofL Game:** at ACC Tournament, March 7-11 (Barclays Center, Brooklyn, N.Y.)

### CARD FILE

■ **Deng Adel** scored a career-high 22 points at Wake Forest, adding five rebounds and three assists. He has averaged 14.0 ppg in his last 11 games, scored 17 or more in five of those.  
■ Six Cardinals were named to the 2017 All-ACC Academic Team: **Deng Adel, Tony Hicks, V.J. King, Anas Mahmoud, Quentin Snider** and **Ray Spalding**. As a team, Louisville posted a collective **3.18** grade point average for the 2016 fall semester, with 11 men's basketball student-athletes achieving a 3.0 or better GPA.  
■ Louisville is **15th in the nation** in field goal defense (.391), 10th in blocked shots (5.6 bpg), 16th in three-point field goal percentage defense (.304), 14th in scoring margin (+13.0) and 14th in offensive rebounds per game (13.4).  
■ Louisville has faced the **nation's fifth-toughest schedule** according to the RPI (through March 1). The Cardinals are seventh in the RPI.  
■ In his last 17 games, **Donovan Mitchell** has averaged 19.1 points, 4.2 rebounds, 3.2 assists, 2.1 steals and has made 52-of-124 three-pointers (.419). Mitchell leads the ACC and is 17th in the nation in steals (2.1 per game).  
■ Louisville has a **36-8 record** in its conference home games over the last five years (.818), including an 8-1 record last year.  
■ Louisville has a **32-9 record** (.780) in March over the last six years (since 2012).  
■ Louisville's **169 victories** over the last six years are the **fifth-most wins in the nation** in that stretch.  
■ Louisville is one of just four schools which have won 20 or more games in each of the **last 15 seasons** (also Kansas, Duke and Gonzaga).  
■ Louisville has won at least 23 of its first 30 games in six of the last seven seasons.

■ **About Notre Dame** — Louisville plays its final game of the regular season on Senior Day as the Cardinals face the Notre Dame Fighting Irish on Saturday. Notre Dame (23-7, 12-5 ACC), ranked 19th by the Associated Press and 13th by USA Today, has won its last six games, including an 82-66 victory over Boston College on March 1 in its last game as V.J. Beachem led the Irish with 22 points and Bonzie Colson added 18 points and 11 rebounds.

Notre Dame leads the nation in free throw percentage (.810) and is second nationally in assists turnovers ratio (1.70), third in fewest turnovers per game (9.7), 19th in three-point goals (9.6 per game) and 30th in three-point field goal percentage (.393). Notre Dame is No. 23 in the RPI, No. 25 in the Sagarin Ratings and No. 26 by Ken Pomeroy through March 1.

Louisville has a 20-15 series advantage over Notre Dame and the Cardinals have a 12-3 record in games played in Louisville. In the last meeting earlier this season, the Fighting Irish prevailed 77-70 on Jan. 4 as Donovan Mitchell led Louisville with 20 points and five assists. The game was tied at 68-68 with two minutes remaining.

Notre Dame has won the last three meetings, but the Cardinals have won 15 of the last 23 against the Irish. Eight of the last 18 have been decided in overtime. Louisville was a member of the Big East Conference with Notre Dame for eight seasons (2005-13). Notre Dame joined the ACC in 2013, a year prior to Louisville and the only year over the last 11 that the two teams did not play.

Notre Dame coach Mike Brey and UofL coach Rick Pitino first met in the summer of 1976 when Pitino was a coach at a Five-Star Basketball camp in Washington, D.C., and Brey was a camper as a rising senior at DeMatha High.

UofL Coach Rick Pitino has a 14-11 career record against Notre Dame (8-8 at Louisville, 6-1 at Kentucky, 0-1 at Providence, 0-1 at Boston U.).

■ **Lately** -- In winning seven of its last 10 games, the Cardinals have averaged 80.9 points, shot 48.6 percent from the field, 40.1 percent from the three-point line (85-of-212), limited its opponents to 42.2 percent accuracy from the field and allowed an average of 70.7 points. UofL has shot 50 percent or better from the field on five occasions during that 10-game stretch.

Over the last 17 games, Donovan Mitchell has averaged 19.1 points, 4.2 rebounds, 3.2 assists, and 2.1 steals and has made 52-of-124 three-pointers (.419). He has scored at least 16 points in nine of his last 10 games, including 25 points, five rebounds and four assists against Syracuse in the Cards' last home game (6-of-10 threes). His seven points at Wake Forest matched his second lowest of the season. In league games only, Mitchell is seventh in the ACC in scoring (18.0), third in three-pointers made (2.9 per game), 10th in assist-turnover ratio (1.86) and leads the league in steals (2.1/game).

After missing six games with a hip injury, Quentin Snider has averaged 13.7 points, 4.0 assists and has made 14-of-34 three-pointers (.412) over the last six games.

In the last two games, Ray Spalding has averaged 13.5 points, 9.5 rebounds, shot 75 percent from the field (12-of-16) and has blocked three shots. Combined with Jaylen Johnson off the bench, the Cardinals' power forward combo has averaged 22.5 points and 10 rebounds in those two games.

Donovan Mitchell		
	1st 13 G	L 17 G
Points	11.5	19.1
Rebounds	5.3	4.2
Assists	2.1	3.2
Total Steals	28	36
Total 3's	21	52
3-Point Pct.	.288	.419
FG Pct.	.357	.463



Statistical Comparison		
	UND	UofL
Record .....	23-7	23-7
Scoring Average.....	79.0	77.8
Points Allowed.....	69.2	65.4
Scoring Margin .....	+9.8	+12.4
FG Percentage.....	.463	.456
Opp. FG Percentage....	.426	.394
3-Pt. Percentage .....	.393	.361
FT Percentage .....	.810	.684
Rebound Margin .....	-1.0	+5.5
Turnover Margin .....	+3.1	+2.9

**Last Meeting vs. Notre Dame**

**Notre Dame 77, Louisville 70**  
Jan. 4, 2017 -- Notre Dame, Ind. (Purcell Pavilion)

Louisville 70												
Player	min	FG	3FG	FT	Reb	Ast	TO	BL	ST	PF	TP	
Spalding	f 24	3-6	0-0	0-1	10	0	4	1	0	4	6	
Adel	f 27	4-13	1-6	1-2	4	2	2	0	0	4	10	
Mahmoud	c 27	2-4	0-0	2-2	4	2	0	6	1	4	6	
Snider	g 32	4-10	3-7	1-2	1	3	0	0	1	3	12	
Mitchell	g 39	7-20	2-10	4-4	4	5	1	0	5	0	20	
King	g 9	1-3	0-1	0-0	1	1	2	0	0	1	2	
Hicks	g 2	0-0	0-0	0-0	0	0	0	0	0	0	0	
Johnson	g 16	1-2	0-0	3-4	4	0	1	0	0	4	5	
Mathiang	g 13	2-3	0-0	0-0	3	0	1	0	1	1	4	
Levitich	g 5	0-0	0-0	0-0	0	0	0	0	0	0	0	
McMahon	g 5	1-3	1-3	2-3	1	0	0	0	0	0	5	
Team					3							
Totals	200	25-64	7-27	13-18	35	14	11	7	8	21	70	

Total FG%	1st H: 14-30 46.7%	2nd H: 11-34 32.4%	Game: 39.1%
3-Pt. FG%	1st H: 4-11 36.4%	2nd H: 3-16 18.8%	Game: 25.9%
FThrow %	1st H: 5- 7 71.4%	2nd H: 8-11 72.7%	Game: 72.2%

Notre Dame 77												
Player	min	FG	3FG	FT	Reb	Ast	TO	BL	ST	PF	TP	
Beachem	f 34	1-3	0-0	0-0	3	1	0	1	1	2	2	
Geben	f 18	0-1	0-0	0-0	3	0	1	0	0	0	0	
Colson	f 35	5-14	0-0	8-10	14	0	1	3	1	1	18	
Farrell	g 38	6-15	2-4	8-9	3	2	4	0	1	4	22	
Vasturia	g 37	9-15	2-4	4-4	6	1	3	1	1	2	24	
Pflueger	g 19	1-2	1-2	0-0	2	0	3	0	0	3	3	
Torres	g 4	2-2	0-0	2-2	1	0	0	2	1	2	6	
Gibbs	g 12	1-4	0-1	0-0	2	1	0	0	0	2	2	
Ryan	g 3	0-1	0-1	0-0	0	1	0	0	0	1	0	
Team					4							
Totals	200	25-57	5-12	22-25	38	6	12	7	5	17	77	

Total FG%	1st H: 16-34 47.1%	2nd H: 9-23 39.1%	Game: 43.9%
3-Pt. FG%	1st H: 3- 7 42.9%	2nd H: 2- 5 40.0%	Game: 41.7%
FThrow %	1st H: 7- 9 77.8%	2nd H: 15-16 93.8%	Game: 88.0%

Score by Periods	1st	2nd	Total	Attendance:
Louisville	37	33	70	8,420
Notre Dame	42	35	77	Ties: 2
				Lead Changes: 5

Series vs. Notre Dame		
(Won 20, Lost 15)		
Date	UL	UND
Jan. 5, 1952 (H).....	65	59
Feb. 11, 1953 (A).....	62	73
Jan. 6, 1954 (A).....	53	72
Jan. 3, 1955 (H).....	73	69
Jan. 11, 1956 (A) (OT).....	80	75
Dec. 22, 1956 (H).....	85	75
Jan. 18, 1958 (H).....	94	83
Jan. 29, 1958 (A).....	53	73
Dec. 20, 1958 (H)*.....	53	61
Feb. 27, 1960 (N)+.....	54	65
Mar. 20, 1973 (N)#.....	71	79
Dec. 5, 1987 (N)@.....	54	69
Mar. 3, 1989 (A).....	87	77
Dec. 2, 1989 (N)@.....	84	73
Mar. 1, 1991 (H).....	65	59
Dec. 5, 1991 (A).....	84	81
Mar. 7, 1993 (H).....	83	68
Feb. 26, 1994 (A) (OT).....	85	82
Jan. 7, 1995 (H).....	80	72
Feb. 4, 2006 (H) (OT).....	89	86
Jan. 3, 2007 (A).....	62	78
Feb. 28, 2008 (H).....	90	85
Jan. 12, 2009 (H) (OT).....	87	73
Feb. 12, 2009 (A).....	57	90
Feb. 17, 2010 (H) (2OT).....	91	89
Feb. 9, 2011 (A) (OT).....	79	89
Mar. 11, 2011 (N) (OT).....	83	77
Jan. 7, 2012 (H) (2OT).....	65	67
Mar. 9, 2012 (N).....	64	50
Feb. 9, 2013 (A) (5OT).....	101	104
Mar. 9, 2013 (H).....	73	57
Mar. 15, 2013 (N).....	69	57
Mar. 4, 2015 (H).....	59	71
Feb. 13, 2016 (A).....	66	71
Jan. 4, 2017 (A).....	70	77

\*Bluegrass Invitational (Louisville, KY)  
+Played in Chicago, IL  
#NY (New York, NY)  
@Big Four Classic (Indianapolis, IN)  
^BIG EAST Tournament (New York, NY)

**2016-17 University of Notre Dame Fighting Irish Men's Basketball Roster**

No.	Name	Pos	Yr	Ht	Wt	Hometown	High School
0	Rex Pflueger	G	SO	6-6	202	Dana Point, CA	Mater Dei
1	Austin Torres	F	SR	6-7	241	Granger, IN	Penn
2	Temple 'T.J.' Gibbs	G	FR	6-3	200	Scotch Plains, NJ	Seton Hall Prep
3	V.J. Beachem	F	SR	6-8	201	Fort Wayne, IN	New Haven
4	Matt Ryan	F	SO	6-7	228	Cortlandt Manor, NY	Iona Preparatory
5	Matt Farrell	G	JR	6-1	178	Bridgewater, NJ	Point Pleasant Beach
12	Elijah Burns	F	SO	6-8	235	Troy, NY	Blair Academy (N.J.)
13	Nikola Djogo	G	FR	6-7	203	Hamilton, Ontario	Athlete Institute Prep
21	Matt Gregory	F	JR	6-8	201	Avon, IN	Cathedral
23	Martinas Geben	F	JR	6-10	255	Vilnius, Lithuania	St. Maria Goretti
32	Steve Vasturia	G	SR	6-6	212	Medford, NJ	St. Joseph's Prep
33	John Mooney	F	FR	6-9	245	Orlando, FL	Lake Brantley
34	Patrick Mazza	F	GR	6-10	255	Glen Ellyn, IL	Glenbard West
35	Bonzie Colson	F	JR	6-5	225	New Bedford, MA	St. Andrew's School (R.I.)

**Head Coach:** Mike Brey **Assoc. Head Coach:** Rod Balanis **Asst. Coaches:** Ryan Ayers, Ryan Humphrey

■ **Magnificent March** — Over the past 13 years (since 2005), Louisville has a collective 65-25 record during the month of March (.722). UofL is 32-9 in March over the last six years (.780; since 2012). UofL coach Rick Pitino has a 139-51 collegiate record in the month of March (.732), including a 76-32 mark while at Louisville. UofL has a 17-9 record in regular season games in March over the last 13 years (since 2005). Add in another closing month of February and the Cards are 83-31 in those two closing months in the last 13 years during the regular season before league tournaments (.728). UofL has a 57-18 record (.760) during the month of February over the last 10 years (since 2007-08), winning 23 of its last 31 in the month (5-2 this year).

## 2016-17 University of Louisville Cardinals Men's Basketball Roster

No.	Name	Pos.	Ht.	Wt.	Yr.	Exp.	Hometown (Previous School)
0	V.J. King	F	6-6	190	Fr.	HS	Cleveland, Ohio (Paul VI Catholic HS)
1	Tony Hicks	G	6-1	180	Gr.	Tr.	South Holland, Ill. (Univ. of Pennsylvania)
4	Quentin Snider	G	6-2	175	Jr.	2L	Louisville, Ky. (Ballard HS)
5	Matz Stockman	F/C	7-0	240	Jr.	2L	Oslo, Norway (Canarias Basketball Academy)
10	Jaylen Johnson	F	6-9	230	Jr.	2L	Ypsilanti, Mich. (Ypsilanti HS)
11	Jay Henderson	G	6-4	180	So.	1L	Orlando, Fla. (Lake Highland Prep)
12	Mangok Mathiang	F/C	6-10	220	Sr.	3L	Melbourne, Australia (IMG Academy)
13	Ray Spalding	F	6-10	215	So.	1L	Louisville, Ky. (Trinity HS)
14	Anas Mahmoud	F	7-0	220	Jr.	2L	Cairo, Egypt (West Oaks Academy)
15	Tyler Sharpe	G	6-1	185	Fr.	HS	Mt. Washington, Ky. (Bullitt East HS)
22	Deng Adel	F	6-7	200	So.	1L	Melbourne, Australia (Victory Rock Prep)
23	David Levitch	G	6-3	180	Sr.	3L	Goshen, Ky. (North Oldham HS)
24	Dwayne Sutton *	F	6-5	200	So.	Tr.	Louisville, Ky. (UNC Asheville)
30	Ryan McMahan	G	6-0	170	Fr.	RS	Sarasota, Fla. (Cardinal Mooney HS)
45	Donovan Mitchell	G	6-3	195	So.	1L	Greenwich, Conn. (Brewster Academy)

**Pronunciation Guide:** Adel (uh-DELL), Levitch (LEV-itch), Anas Mahmoud (AH-nuss mah-MOOD), Mangok Mathiang (MANG-go, silent "K" MATH-ee-ang), Matz (Motts).

\* Sutton will sit out the 2016-17 season after transferring from UNC Asheville

■ **Stifling Defense** -- Louisville is seventh in the nation in Ken Pomeroy's adjusted defensive efficiency stats through March 1. The Cardinals are 15th in the nation in field goal percentage defense (.394), 10th in blocked shots (5.6 per game), 16th in three-point field goal defense (.308), 28th in turnover margin (+2.9), 21st in rebounds per game (39.6), 14th in offensive rebounds per game (13.4), 14th in scoring margin (+12.4), 39th in scoring defense (65.4 ppg) and 35th in rebound margin (+5.5) through March 1. Ten of the Cards' 30 opponents this season have scored 60 or fewer points.

On Jan. 29, NC State shot 37.5 percent from the field, it's second-lowest of the season. UofL limited No. 16 Indiana to 26 points below their average and 19 percentage points below their season field goal percentage. Against No. 6 Kentucky, the Cardinals limited the Wildcats to 25 points below their scoring average, as they were third in the nation in scoring entering the game. Louisville held the Wildcats to 39.7 percent shooting from the field, one of 14 opponents that have shot below 40 percent against the Cardinals this season. North Carolina's .371 shooting was its third-lowest this year and Syracuse's .357 shooting on Feb. 26 was one of its four lowest of the season.

Twelve of Louisville's 30 opponents this season have shot below 36 percent from the field and five have shot below 32 percent. On Jan. 24, Pittsburgh shot a season-low 25.5 percent for the game (.160 in the first half) when the Cardinals limited the Panthers to 18 first-half points. It was the fifth time UofL has held a team under 20 points in a half this season (also vs. Georgia Tech, Eastern Ky., Wichita State and Purdue). UofL held seven opponents to 20 or fewer points in a half last season.

Against No. 15/16 Purdue, the Cardinals limited the Boilermakers to 19 points and 25 percent shooting from the field in the first half, as well as 35.8 percent accuracy for the game. Louisville held Wichita State to 31.6 percent shooting from the field and just 52 points as the Cardinals employed its matchup zone for the first time this season. UofL has collected eight or more steals in 11 games.

■ **Card File** — Donovan Mitchell grabbed at least three steals in four of the last eight games, including three at Wake Forest in his last game. He has three or more steals in 11 games this season ... Louisville has shot 80 percent or better at the free throw line on nine occasions, including five of the last nine games. However, the Cardinals have made less than 60 percent of its free throws in three of their last five games (at Syracuse, 16-of-30, .533; at North Carolina, 4-of-13, .308, a season low; and vs. Syracuse, 13-of-23, .565). Louisville has shot a collective 55.9 percent at the free throw line over the last five games, but made 81.8 percent at Wake Forest in its last game (18-of-22) ... Louisville matched a season-high of 12 three-pointers in three of its last 10 games, connecting on a combined 85-of-212 threes (.401) in the last 10. The Cardinals made 9-of-20 threes against Syracuse in its last home game. UofL is 13-0 this season when hitting seven or more three-pointers in a game ... Louisville has won 11 of its last 15 ACC games after opening its conference schedule 0-2 for the first time since 1991-92 ... Over its 30 games, UofL's center position manned by Mangok Mathiang, Anas Mahmoud and Matz Stockman have collectively averaged 13.0 points, 9.9 rebounds and 3.0 blocked shots ... Louisville has gotten the ball inside, with nearly half of its points (45 percent) being scored in the paint (1,055 of 2,333). The Cardinals scored 38 of their 81 points in the paint at Wake Forest in their last game.

### Louisville Starts Last Seven Years

Year	1st 30 G	31 G	Postseason
2016-17	....	23-7	
2015-16	....	23-7	23-8 none
2014-15	....	23-7	24-7 NCAA Elite Eight
2013-14	....	25-5	26-5 NCAA Sweet 16
2012-13	....	25-5	26-5 NCAA Champion
2011-12	....	22-8	22-9 NCAA Final Four
2010-11	....	23-7	23-8 NCAA Second Rd.

■ **Cardinal Spurts** — Through its 30 games this season, Louisville has produced 58 runs of 8-0 or better, including a first-half 9-0 run at Wake Forest in its last game. The Cardinals had a season-best 26-0 run against Eastern Kentucky. Louisville has forced its opponents into 66 scoring droughts of three minutes or more, including a first-half droughts of 3:17 by Wake Forest in its last game. UofL's defense produced a season-best 9:00 period of scoreless defense against Eastern Kentucky.

■ **Significant Improvement** — Several Cardinals have improved significantly over their performances from a year ago. Four in particular have nearly doubled their production from their 2015-16 season figures, including Donovan Mitchell, Deng Adel, Jaylen Johnson and Anas Mahmoud. In ACC games, Donovan Mitchell is among the league leaders in scoring, steals, free throw percentage and three-point field goals made. Mahmoud is second in the ACC in blocked shots. The tables below illustrate their impressive improvements:

Donovan Mitchell			Deng Adel		
	'15-16	'16-17		'15-16	'16-17
Points.....	7.4	15.8	Points.....	4.0	11.8
Rebounds.....	3.4	4.7	Rebounds.....	2.1	4.5
Assists.....	1.7	2.7	Assists.....	0.6	2.1
Total Steals....	25	64	Total 3-Pointers....	7	36
3-Point Pct..	.250	.371	Free Throw Pct..	.741	.756

Jaylen Johnson			Anas Mahmoud		
	'15-16	'16-17		'15-16	'16-17
Points.....	5.0	8.4	Points.....	3.2	5.9
Rebounds.....	3.5	5.8	Rebounds.....	3.0	3.9
FG Pct. ....	.464	.602	FG Pct. ....	.468	.633
FT Pct.....	.538	.624	Total Blocks.....	29	57

■ **Cards' Duo Rare in Top 15** - Louisville, Duke, Baylor, and UCLA are the only four schools in the nation with its men's and women's basketball programs both ranked among the Associated Press' top 15 teams (women No. 14; men No. 8). UofL has seven additional sports ranked among the nation's top teams in baseball (9th), men's soccer (8th), field hockey (8th), men's swimming (9th), women's swimming (10th), football (21st) and women's lacrosse (18th). UofL's men's soccer team was the No. 4 overall seed in the NCAA Championship and advanced to the Elite Eight. UofL's women's cross country advanced to the NCAA Championship for the first time in school history and the Cards' field hockey team competed in the NCAA Tournament.

### Louisville Career Double-Doubles

<b>Jaylen Johnson (3)</b>			
Clemson (H)	1/19/17	12 pts., 10 reb.	
Long Beach State (H)	11/17/16	14 pts., 11 reb.	
Evansville (H)	11/11/16	19 pts., 14 reb.	
<b>Mangok Mathiang (3)</b>			
Wake Forest (A)	3/1/17	12 pts., 10 reb.	
Florida State (A)	1/21/17	13 pts., 13 reb.	
Saint Louis (N)	11/28/15	17 pts., 13 reb.	
<b>Ray Spalding (2)</b>			
Syracuse (H)	2/26/17	18 pts., 11 reb.	
North Florida (H)	11/21/15	18 pts., 12 reb.	
<b>Deng Adel (1)</b>			
Southern Illinois (H)	12/10/16	12 pts., 12 reb.	
<b>Anas Mahoud (1)</b>			
Duke (H)	1/14/17	17 pts., 11 reb.	



■ **Statistical Milestones in Reach** — Mangok Mathiang needs seven points for 500 in his career. He passed 500 career rebounds at Syracuse (522 now) ... Quentin Snider needs four assists for 100 this season. He had 109 assists last year ... Donovan Mitchell passed 700 points in his two UofL seasons at Wake Forest ... With eight rebounds at Wake Forest, Ray Spalding reached 300 career rebounds at UofL ... Louisville is second to North Carolina for the national lead with 67 all-time 1,000 point career scorers. Quentin Snider is the next closest Cardinal to that milestone with 736 career points ... Jaylen Johnson passed 400 career points with 16 points against Virginia Tech, the second-most in his career. He passed 300 career rebounds with seven rebounds against Syracuse ... Anas Mahmoud blocked his 100th career shot against Virginia Tech ... Mangok Mathiang moved into the UofL career top 10 in blocked shots against Florida State. His 141 career swats is 10th at UofL, 17 behind No. 9 Terrence Jennings (2008-11, 158 blocks).

■ **Cards a No. 2 Seed** — Louisville was a No. 2 seed in the East Region and the seventh overall choice in the NCAA March Madness Bracket Preview presented on Feb. 11. The NCAA Division I men's basketball committee provided its top 16 seeds, five of which were ACC teams, the most from any league. North Carolina and Florida State were also No. 2 seeds, Virginia a No. 3 and Duke a No. 4 in the early look.

■ **Briefly** — Mangok Mathiang totaled 12 points, 10 rebounds and two steals at Wake Forest, his second double-double of the season and third of his career ... Jaylen Johnson has scored in double figures in four of the last six games, but has grabbed a total of three rebounds in his 49 minutes on the court over the last three games ... Ryan McMahon scored seven points in overtime at Syracuse, including the first five points of the period and the final two game-clinching free throws. He hit 3-of-4 threes against Virginia Tech in the following game but has missed his five attempts over the last three games ... In the five games which V.J. King has played 20 or more minutes, he has averaged 13.3 points, 3.0 rebounds and shot 52.1 percent from the field in those games. He leads the Cardinals in free throw percentage this season (.821, 46-of-56) and three-point field goal percentage (.432, 16-of-37) ... Nine different players have led the Cardinals in scoring in a game this season and 11 different players have scored in double figures ... Louisville trailed Miami by 14 points in the first half and was down by nine points in the second half. Over the last seven seasons, Louisville has recovered from nine or more points down to win on 25 occasions ... The Cardinals average size of 78.3 inches is the 16th tallest in the nation. UofL is fifth in average height in the ACC behind 2 Florida State, 3 Pittsburgh, 8 Syracuse and 13 Duke ... UofL's 167 blocked shots marks the eighth time in the last 22 years it has swatted as many in a season.

■ **Snider Returns** -- After missing six games with a hip injury, Quentin Snider returned against Miami on Feb. 11 with 13 points, four assists and 3-of-5 shooting from three-point range. Snider suffered a strained hip flexor against Duke on Jan. 14 and had returned to practice on Feb. 8. He has hit 26-of-58 three-pointers in his 11 ACC games (.448). In the three games prior to his injury, Snider averaged 15.7 points and 6.0 assists. He is third in the ACC and 34th nationally in assists turnovers ratio (2.67). Snider has scored in double figures in 16 of his 24 games this season and on 36 occasions in his career.

■ **Hicks Returns** -- Tony Hicks made his first game appearance in six games at North Carolina, contributing two points and a steal in four minutes of action. He suffered a broken bone in his right hand during the Cardinals' Jan. 24 game at Pittsburgh. He had been practicing with the team for three days prior to his return. Hicks broke the bone while fighting for a loose ball in the first half of the game. He finished the game with his fingers taped together and a spiral fracture of his fourth metacarpal was discovered the following day. At the time of his injury, Hicks had been playing his best with increased playing time while Quentin Snider was out with a hip injury. Hicks scored a season-high 16 points at Florida State and had 10 points and four assists without a turnover in his first starting assignment at Pitt. He has averaged 4.2 points and one assist this season.

■ **Mathiang A Good Works Team Nominee** -- UofL center Mangok Mathiang was among a group of 181 nominees for the 2017 Allstate National Association of Basketball Coaches (NABC) Good Works Team. The distinguished award shines a spotlight on a select group of student-athletes who have shown dedication to community service and leadership.

While he was not among the 10 chosen for the award announced in February, Mathiang was a strong candidate. Over the past three years, Mathiang has accumulated the most community service hours on the Cardinals' team. A communications major from Melbourne, Australia, Mathiang has developed an amazing reputation for being a kind, gentle-hearted young man.

Among the many service projects in which he has participated include the Louisville Coalition for the Homeless & Salvation Army- Stand Down 2016, a speaker at elementary schools, Dare to Care food bank, Metro Parks and Recreation Adaptive and Inclusive Recreation Program, multiple hospital visits and many other community service initiatives. A redshirt senior, he has been a leader off the court and on it, as a starter or key reserve. He was one of a league-leading seven Louisville student-athletes honored on the 2016 All-ACC Academic Men's Basketball Team and has regularly achieved recognition on the UofL Athletic Director's Honor Roll.

Former UofL guard Peyton Siva received recognition on the Allstate NABC Good Works team as a senior in 2013. More information about the Allstate NABC Good Works Team is available at [www.nabc.org](http://www.nabc.org).

■ **Wear Red for the Seniors on Saturday** — The annual "Wear Red for the Seniors" game is set for March 4 at 2:07 p.m. when the Cardinals face Notre Dame in the final home game of the season. Cardinal fans are encouraged to wear red attire for that Senior Day event, which will begin at approximately 1:45 p.m. prior to the game. Louisville has won 14 of its last 15 Senior Day games, including last year's 56-53 win over Georgia Tech. Mangok Mathiang, David Levitch and Tony Hicks will be honored pregame this year. The Cardinals's senior class has helped UofL win 104 games over the last four years.

■ **Cardinals Place Six on 2017 All-ACC Academic Team** -- Six University of Louisville men's basketball players were honored on the 2017 All-ACC Academic Men's Basketball team. Earning the honor for the Cardinals were Deng Adel, Tony Hicks, V.J. King, Anas Mahmoud, Quentin Snider and Raymond Spalding. The six selections for Louisville was a league-high on the 27-member team. Pittsburgh placed three on the squad while seven schools had two selections each. Louisville placed seven members on the team each of the past two seasons. To be eligible for consideration, a student-athlete must have earned a 3.00 grade point average for the previous semester and maintained a 3.00 cumulative average during his academic career. It was the third straight year that Snider has been honored on the team and the second time that Adel and Spalding have earned the recognition.

■ **Father/Son Ranking** -- UofL Coach Rick Pitino and his son, Minnesota Head Coach Richard Pitino, became the first father-son duo to ever have their respective teams ranked at the same time in the Associated Press 25 poll on Jan 9. The Cardinals were 14th in the AP ranking at the time while the Golden Gophers debuted at No. 24 in the Jan. 9 ranking. Richard is in his fourth season at Minnesota and his fifth overall as a head coach.

■ **85 Points a Positive Indicator** -- Louisville's 88-68 victory over Syracuse was the Cardinals' 137th consecutive win when scoring 85 or more points in regulation, including a perfect 117-0 record under UofL Coach Rick Pitino. The Cardinals have hit the 85 point mark on 11 occasions this season.

■ **Cards Have Overcome Injuries** - The Cardinals have overcome a group of injuries that have occurred throughout the season. For the first time since the new year, UofL has its full complement of players available. Below is a list of injuries that the Cardinals have sustained.

<i>Name</i>	<i>Injury</i>	<i>Games Missed</i>
Quentin Snider	.....strained hip flexor	..... 6
Tony Hicks	.....broken hand	..... 6
Matz Stockman	.....concussion	..... 5
Anas Mahmoud	.....concussion	..... 3
V.J. King	.....thigh bruise	..... 1

■ **Louisville Rescue Mission Collection Saturday** — Students in the Leadership Seminar Class at the UofL Business school are spearheading a community project on behalf of the Louisville Rescue Mission. There will be a collection outside of the KFC Yum! Center on Saturday, March 4 before the Cardinals' game against Notre Dame. Buckets will be stationed on the front arena plaza for the collection prior to entering the arena and volunteers will be present to assist patrons. Needed at mission now are supplies for their LifeChange Program, including two-pocket folders, pencils, paper, notebooks and any other basic school supplies. In addition, personal hygiene products will be collected including shampoo, soap, toothbrush/toothpaste, feminine pads/tampons, disposable razors, and deodorant. The Louisville Rescue Mission provides multiple services to the Louisville homeless community including food, personal hygiene items, laundry services, a women's day shelter and an extensive LifeChange program.

■ **Block Birds** — UofL's 167 blocked shots (5.6 per game) ranks 10th in the nation. The Cardinals have blocked at least four shots in 22 of their 30 games this season, including 12 at Georgia Tech, the fourth double-digit blocked shot total of the season (also 14 vs. Eastern Ky, 10 vs. Evansville, 11 vs. William & Mary). UofL has had 10 or more swats in a game seven times over the last six years, four of which have occurred this season. Anas Mahmoud is second in the ACC and 35th nationally in blocks (2.11). Four Cardinals have set career highs in blocked shots this season: Mahmoud with six vs. Wichita St. and Notre Dame, Mangok Mathiang with five vs. William & Mary, Jaylen Johnson with six vs. Southern Illinois and Donovan Mitchell with four swats vs. W&M. Mathiang has blocked a shot in 76 career games, Mahmoud in 50 career games.

■ **Impressive Academic Performance** -- While the University of Louisville men's basketball team has performed well on the court, the Cardinals have excelled in the classroom as well. The team produced a collective 3.27 grade point average for 2015-16, just below its record 3.40 GPA from the 2013-14 season. Louisville has received an NCAA Public Recognition Award each of the last four years for ranking among the top 10 percent in men's basketball in the Academic Progress Rate, which measures academic eligibility, retention and graduation for student-athletes. The Cardinals had a perfect 1000 APR in the most recent four-year period, all while winning a combined 123 games — the second-most in the nation in that stretch — and the Cardinals won the 2013 NCAA Championship and reached the 2012 Final Four.

UofL had a collective 3.18 GPA for the most recent 2016 fall semester and 11 of 15 Cardinals earned a 3.0 or better, including six with a 3.4 or higher GPA. The men's basketball team has been around a collective 3.0 GPA for 17 consecutive semesters. Louisville placed a league-high seven individuals on the 26-member 2016 ACC All-Academic Team each of the last two years. Prior to entering the ACC, UofL's men's basketball team earned four straight league Team Academic Excellence Awards, recognizing the highest collective grade-point averages in each of the conference sports (2014 American Athletic Conf., 2011-13 Big East).

■ **Cards Continue Productive Defense** — Louisville teams under Rick Pitino have been known for their defensive intensity and the 2015-16 unit followed in that tradition. Last season, UofL limited its opponents to 58 or less points in 13 games, allowing an average of 61.1 points, which ranked sixth in the nation in scoring defense. Louisville committed fewer turnovers than its opponent in 23 games and was 19th in the nation in turnover margin (+3.0), committing single-digit turnovers in seven games.

Louisville has ranked among the nation's top 40 in field goal percentage defense in 12 of the past 14 years, including last season's .390 percentage, which was ninth in the nation. UofL held 16 of its opponents under 40 percent shooting from the field last year, nine under 36 percent and five under 30 percent.

■ **Challenging Schedule** — Louisville is facing one of the nation's toughest schedules during the 2016-17 season. The Cardinals have played a schedule ranked among the top 16 toughest by the ratings percent index (RPI) in seven of the last nine seasons. Twenty-three of the Cardinals' 31 games will be played against teams that participated in post-season competition last season, including 16 from the 2016 NCAA Tournament. A total of 25 of the Cardinals' games will be played against teams that won 20 or more games last season. Louisville's schedule is ranked as the fifth-toughest in the nation in the RPI through March 1 and its non-conference schedule is seventh.

Eighteen of Louisville's 31 games will be against teams that were ranked among the nation's top 25 or were receiving votes in the preseason USA Today coaches poll, including five games among teams in the top seven (1 Duke, 4 Kentucky, 6 North Carolina, 7 Virginia twice, 12 Indiana, 15 Purdue, 17 Syracuse twice; receiving votes: Florida State, Miami, Notre Dame twice, Virginia Tech, Clemson, Pittsburgh twice, Wichita State).

■ **Guide Online** — The UofL Men's Basketball Guide is available online at GoCards.com, specifically at <http://gocards.com/sports/2016/10/10/2016-17-mens-basketball-media-guide.aspx>.

## '16-17 NATIONAL RANKINGS

### Associated Press

(Feb. 26)

1	Kansas
2	Villanova
3	UCLA
4	Gonzaga
5	North Carolina
6	Oregon
7	Arizona
8	Louisville
9	Kentucky
10	West Virginia
11	Baylor
12	Florida
13	Butler
14	SMU
15	Florida State
16	Purdue
17	Duke
18	Cincinnati
19	Notre Dame
20	Saint Mary's
21	Wichita State
22	Wisconsin
23	Virginia
24	Iowa State
25	Miami

### USA Today

(Feb. 26)

1	Kansas
2	UCLA
3	Villanova
4	Gonzaga
5	North Carolina
6	Oregon
7	Louisville
8	Arizona
9	Kentucky
10	West Virginia
11	Baylor
12	Florida
13	Notre Dame
14	Duke
15	Butler
16	Purdue
17	Florida State
18	Saint Mary's
19	SMU
20	Cincinnati
21	Wisconsin
22	Wichita State
23	Virginia
24	Iowa State
25	Miami

### UofL National Ranking in Field Goal Percentage Defense

2002-03	31st
2003-04	2nd
2004-05	8th
2005-06	49th
2006-07	25th
2007-08	8th
2008-09	22nd
2009-10	161st
2010-11	12th
2011-12	6th
2012-13	37th
2013-14	20th
2014-15	23rd
2015-16	9th

### RPI Strength of Schedule (through March 1)

1.	Nebraska
2.	Vanderbilt
3.	Baylor
4.	Virginia
5.	Louisville
6.	Florida
7.	Stanford
8.	Xavier
9.	Pittsburgh
10.	Butler

### Louisville in the Polls

Date	AP	USAT	Date	AP	USAT
preseason	13	14	Jan. 9	14	15
Nov. 14	12	12	Jan. 16	12	11
Nov. 21	10	10	Jan. 23	13	14
Nov. 28	14	14	Jan. 30	6	7
Dec. 5	11	13	Feb. 6	4	4
Dec. 12	11	11	Feb. 13	8	7
Dec. 19	10	11	Feb. 20	7	6
Dec. 26	6	7	Feb. 27	8	7
Jan. 2	9	9			

■ **Cards Sixth All-Time in the Polls** — Louisville has been ranked in the Associated Press poll on 621 occasions, sixth most all-time. UofL has been ranked among the nation's top 15 in the preseason poll five of the last six years (13th this year, unranked in 2015-16, eighth in 2014-15, third in 2013-14, second in 2012-13, ninth in 2011-12). Until the first three polls of 2014-15, the last time UofL had not been in the poll was March 5, 2012 -- a year in which UofL advanced to the Final Four.

■ **Success vs. Top 25 Foes** -- Louisville has won 36 of its last 67 against AP ranked opponents, falling at No. 8 North Carolina on Feb. 22 in its last Top 25 matchup. UofL has a 53-45 record against Top 25 teams over the last 10 years (4-6 this year, 3-5 in 2015-16, 4-7 in 2014-15, 5-5 in 2013-14, 9-3 in 2012-13). UofL has been victorious eight of the last 18 times it has faced an AP top-five foe. UofL has won 20 of its last 41 games when facing Top 10 teams, spanning the last 10 years.

■ **Ear It Pronunciations** -- Trouble with pronunciations? Check out the Ear It pronunciations for the Cardinals' players from the men's basketball roster on [www.GoCards.com](http://www.GoCards.com). The links next to player names on the roster are supplied by TheNameEngine.com.

■ **Cards Have 15 Straight 20-Win Seasons** — Louisville is one of four Division I schools in the nation which has won 20 or more games in each of the past 15 seasons. Reaching 20 victories during the 2016-17 season and extending their streaks are Kansas (28), Duke (21), Gonzaga (19) and Louisville (15). UofL Coach Rick Pitino has won at least 20 games in a season on 25 occasions, ranking him fifth among active coaches in 20-win seasons and 11th overall. Pitino won 30 in a single season for the sixth time in 2013-14. UofL has won at least 19 games in 43 of the last 47 years. The Cardinals gained their 20th victory this season against Miami on Feb. 11.

■ **McCray an ACC Legend** — Former UofL forward Rodney McCray is among 14 former standout players and one coach that comprise the 2017 class of ACC Basketball Legends presented by New York Life. The Legends will be recognized during the 2017 New York Life ACC Tournament, which will be held March 7-11 at Barclays Center in Brooklyn, New York. A starter on UofL's 1980 NCAA Championship team, McCray is one of just four Cardinals to surpass both 1,000 career points (1,247) and rebounds (1,029). He helped Louisville to a combined 109-26 record and three NCAA Final Four appearances in four seasons, starting 132 consecutive games. The 1982-83 Metro Conference Player of the Year, McCray was the third player taken in the 1983 NBA Draft and played 10 seasons in the NBA with the Houston Rockets, Sacramento Kings, Dallas Mavericks and Chicago Bulls. He was named to the Final Four All-Decade Team of the 1980s. He is one of a select group of former Louisville players with honored jerseys hanging in the KFC Yum! Center.

■ **Four Straight Ranked Foes** — Louisville faced a stretch of four consecutive Associated Press Top 25 ranked opponents between Dec. 21-Jan. 4, marking the first time that UofL ever faced four straight ranked foes in the regular season. UofL beat #6 Kentucky and #16 Indiana while falling to #12 Virginia and #23 Notre Dame in the stretch. The Cards had faced three straight ranked opponents during the regular season on five occasions (1949-50, '91-92, '97-98, 2008-09, '13-14). UofL has played as many as four ranked teams consecutively on three previous occasions, all of which were in a closing postseason competition run: five straight in 1974-75, and four straight in '58-59 and '11-12.

■ **29 Former Pitino Assistants/Players Became Head Coaches** -- UofL Coach Rick Pitino has had 29 of his former assistants or players rise to a collegiate head coaching position. Pitino's son, Richard Pitino, added his name in April 2012 when he was named head coach at FIU and is now at Minnesota. There are 10 additional former assistants as current head coaches to bring the total to 11 active, including Mick Cronin at Cincinnati; Scott Davenport at Bellarmine (Division II); Kevin Keatts at UNC Wilmington, Steve Masiello at Manhattan; Marvin Menzies at UNLV; Kareem Richardson at Missouri-Kansas City; Reggie Theus at Cal State Northridge; Kevin Willard at Seton Hall; and Tubby Smith at Texas Tech. Pitino's nine Division I former assistants as current head coaches is the most in the nation. Four active coaches reached the 2016 NCAA Tournament (Cronin, Keatts, Smith and Willard).

Pitino has a collective 40-10 record in games against his former assistants (3-0 vs. Ralph Willard; 7-5 Tubby Smith; 7-0 Billy Donovan, 7-5 Mick Cronin, 1-0 Scott Davenport, 1-0 Marvin Menzies, 6-0 Kevin Willard, 2-0 Steve Masiello, 2-0 Richard Pitino, 2-0 Kareem Richardson, 1-0 Kevin Keatts, 1-0 Reggie Theus). Davenport's team won the 2011 NCAA Division II Championship. Indiana Pacers head coach Frank Vogel was a student manager for Pitino at Kentucky and his video coordinator with the Celtics. Pitino coached former Golden State Warriors coach Mark Jackson at the New York Knicks. Donovan moved from Florida to the NBA's Oklahoma City Thunder. Eastern Kentucky coach Dan McHale was a program assistant for two seasons on Pitino's first staff at Louisville and was director of video operations for two additional years. Eight former Pitino players also became collegiate head coaches, four of which are currently active including Travis Ford of Saint Louis University; Allen Edwards of Wyoming; Mark Pope of Utah Valley; and Masiello. Including games against both his former assistants and former players who went on to become collegiate head coaches, Pitino is 47-11 overall (record vs. former players as head coaches: 3-1 vs. Travis Ford, 2-0 vs. John Pelphrey, 1-0 Scott Padgett, Mark Pope 1-0 and Donovan).

■ **Non-Conference Success** -- Louisville has a 202-45 record (.818) against non-conference opponents in Coach Rick Pitino's 16 seasons (includes post-season). The Cardinals are 140-10 at home in regular season non-conference games under Pitino, including a 63-3 mark over the last seven seasons in the KFC Yum! Center.

■ **Pitino Fourth in Wins in 32 Seasons** -- Early in the 2016-17 season, UofL Coach Rick Pitino already ranks fourth in most career coaching victories through 32 seasons. Pitino's 768 victories place him three wins behind Jim Boeheim for third on the list.

**Best Career Coaching Starts by Wins - 32 Seasons**

Coach, School	Seasons	W	L	Pct.
1. Mike Krzyzewski, Army & Duke.....	1976-2007	775	261	.748
2. Dean Smith, North Carolina.....	1962-93	774	223	.776
3. Jim Boeheim, Syracuse.....	1977-2008	771	278	.735
4. <b>Rick Pitino, Hawaii, Boston U., Providence, Kentucky &amp; Louisville .....</b>	<b>1976, 79-83, 86-87, 90-97, 2002-16</b>	<b>768</b>	<b>269</b>	<b>.741</b>
5t. Lute Olson, Long Beach St., Iowa & Arizona.....	1974-2005	740	256	.743
5t. Bob Huggins, Walsh, Akron, Cincinnati, Kansas St. & West Virginia.....	1981-2005, 07-14	740	302	.710

**Most Final Four Appearances All-Time**

12 John Wooden
12 Mike Krzyzewski
11 Dean Smith
8 Roy Williams
<b>7 Rick Pitino</b>
7 Tom Izzo

**HEAD COACH RICK PITINO**

In his 32nd season as a collegiate head coach and 16th at Louisville, UofL Coach Rick Pitino has compiled a 768-269 overall record (414-141 at UofL). A member of the Naismith Memorial Basketball Hall of Fame, he is the first coach to take three different schools to the NCAA Final Four -- including his 2005, 2012 and 2013 Cardinal teams -- and the first to win an NCAA Championship at two different schools after guiding Louisville to the 2013 NCAA title. Among active coaches, Pitino (Massachusetts '74) has the second-highest winning percentage in NCAA Tournament games (.746 winning percentage, 53-18 record in 20 NCAA tournament appearances) and his overall .741 winning percentage entering the season ranks him 14th among active coaches. He guided Kentucky to three NCAA Final Four appearances in eight seasons (1989-97), winning the 1996 NCAA Championship and reaching the national title game in 1997. He has also served as head coach at Providence College (1985-87, 1987 Final Four), Boston University (1978-83), Hawaii (last six games in 1975-76) as well as the NBA New York Knicks (1987-89) and Boston Celtics (1997-2001). Pitino has a 14-11 career record against Notre Dame (8-8 at Louisville, 6-1 at Kentucky, 0-1 at Providence, 0-1 at Boston U.).



**Rick Pitino Collegiate Head Coaching History**

School	First yr.	Last yr.	W	L	Pct.
Hawaii	1975-76	1975-76	2	4	.333
Boston U.	1978-79	1982-83	91	51	.641
Providence	1985-86	1986-87	42	23	.646
Kentucky	1989-90	1996-97	219	50	.814
Louisville	2001-02	Present	414	141	.746
Total (31 seasons)			768	269	.741

**Pitino's Milestone Collegiate Victories**

No.	Date	Score
1	2/28/76	Hawaii 82, Portland 58
100	12/21/86	Providence 93, Howard 84
200	3/22/92	Kentucky 106, Iowa State 98
300	1/20/96	Kentucky 124, TCU 80
400	12/7/03	Louisville 56, Holy Cross 40
500	11/24/07	Louisville 64, Old Dominion 53
600	11/11/11	Louisville 83, UT Martin 48
700	11/26/14	Louisville 45, Cleveland St. 33
750	11/24/16	Louisville 62, Wichita State 52

**Pitino's Milestone Louisville Victories**

No.	Date	Score
1	11/18/01	Louisville 92, South Alabama 38
100	12/4/05	Louisville 67, Arkansas State 55
200	3/27/09	Louisville 103, Arizona 64
300	3/4/13	Louisville 67, Cincinnati 57
350	12/14/14	Louisville 68, UNC Wilmington 57
400	12/10/16	Louisville 102, Texas Southern 71

**Active Coaches with 750 wins (through March 1)**

Coach, school	Record	Pct.
Mike Krzyzewski, Duke	1066-328	.765
Jim Boeheim, Syracuse	901-355	.718
Bob Huggins, West Virginia	814-327	.713
Roy Williams, North Carolina	808-215	.790
Rick Pitino, Louisville	768-269	.741



■ **Snider MVP, National Player of Week** — Quentin Snider was named as the Most Valuable Player of UofL's Dec. 21 game vs. Kentucky by the Bluegrass Sports Commission. He delivered a career-best 22 points, grabbed a career-high matching six rebounds and handed out a game-high five assists. Snider's efforts also earned him USBWA Oscar Robertson National Player of the Week honors, as well as the ACC Player of the Week for games Dec. 19-25. He is the first Cardinal to be named a national player of the week since Montrezl Harrell in 2014. He was the first Cardinal honored by the ACC this year. Snider, members of the All-ACC Academic Men's Basketball team each of the last two years, was selected as a team captain for the Cardinals' 2016-17 season. Snider missed six games after suffering a strained hip flexor in the second half against Duke on Jan. 14 and could return as soon as Saturday's game against Miami.

■ **Cards' Class Among Nation's Best** -- Four outstanding high school products have each signed a national letter-of-intent with UofL, ranking this Cardinal group among the nation's top recruiting classes. The list of impressive signees includes **Jordan Nwora**, a 6-7, 215-pound forward from Buffalo, N.Y. and Vermont Academy in Saxtons River, Vt.; **Darius Perry**, a 6-2, 170-pound guard from Powder Springs, Ga. and Wheeler High School in Marietta, Ga.; **Lance Thomas**, a 6-8, 210-pound forward from Norcross (Ga.) High School; and **Malik Williams**, a 6-11, 215-pound forward/center from Snider High School in Ft. Wayne, Ind.

**Nwora** (pronounced WOR-uh) averaged 23.4 points and 10.1 rebounds as a senior last season in leading The Park School in Buffalo, N.Y. to the Manhattan Cup Class A final. He will play his final prep season at Vermont Academy in Saxtons River, Vt. A two-time All-West New York selection, Nwora enters the year ranked No. 89 nationally by Rivals.com, 109th by 247Sports.com, and is No. 91 in the ESPN 100.

**Perry** averaged 15.0 points, 4.3 assists, 4.0 rebounds and 3.1 steals as a junior last season as Wheeler posted a 22-6 record before falling in the first round of the Georgia state playoffs. Honored as a first-team all-region pick as a junior, Perry is ranked is No. 53 nationally in the ESPN 100, 63rd by 247Sports.com, 76th by Scout.com and 82nd by Rivals.com.

**Thomas** averaged 8.3 points, 6.6 rebounds and 3.7 blocked shots as a junior last season in helping his Norcross High School team to a 26-4 record and the Georgia Class AAAAAA Sweet 16 before falling to eventual state champion Westlake. A first-team All-Region 7 selection last year, Thomas is ranked No. 76 nationally by 247Sports.com and No. 121 by Scout.com, which lists him as the 16th-best power forward in the nation.

**Williams** averaged 21.2 points, 13.1 rebounds, 2.9 blocked shots and connected on 36 percent of his three-point attempts as a junior last season in helping his Snider High School team produce a 14-9 record. A first-team All-Summit Athletic Conference selection as a junior, Williams is ranked No. 21 nationally Scout.com, No. 29 by Rivals.com, No. 30 by 247Sports.com and is No. 41 the ESPN 100.

■ **Cards vs. Non-Conference Foes** -- Louisville has won 54 of its last 55 non-conference games at home in the KFC Yum! Center, spanning the last seven seasons. The Cardinals won 35 straight over non-conference opponents between falling to Kentucky on Dec. 27, 2014 and its previous home non-conference loss on Dec. 31, 2010 to Kentucky. The only other non-conference loss UofL has suffered in the KFC Yum! Center was a 52-46 setback at the hands of Drexel on Dec. 14, 2010. In its seventh season in the spectacular KFC Yum! Center, Louisville has an overall 107-14 record in home games, including a 63-3 record against non-conference opponents. The Cardinals have won their last 18 home games against non-conference opponents. UofL has won 42 consecutive home games in November spanning the last 25 years, including a perfect 29-0 record in the KFC Yum! Center.

■ **21 Sweet 16s for Cards** — Louisville advanced to its 21st NCAA Sweet 16 in 2014-15, its fourth straight. Only three teams have had more Sweet 16 appearances than Louisville's 21 since the NCAA began Sweet 16 records in 1975 (North Carolina 27, Duke 25, Kentucky 24). The Cardinals have won seven of their last eight regional semifinal games. Louisville has been to at least the Sweet 16 in seven of the last 12 years. Louisville's NCAA Sweet 16 teams: 1975, 1978, 1979, 1980, 1982, 1983, 1984, 1986, 1988, 1989, 1993, 1994, 1996, 1997, 2005, 2008, 2009, 2012, 2013, 2014, 2015.

■ **Sweet 16 Success** -- Louisville is one of just teams that have reached the NCAA Tournament Sweet 16 in four of the last five years. Only Louisville (missed the Sweet 16 in 2016), Michigan State (missed in 2016), and Wisconsin (missed in 2013) have been to four Sweet 16s from 2012-16.

■ **Cardinals Have Reached 14 Elite Eights** -- Louisville has reached the NCAA Elite Eight on 14 occasions, including five of the last nine years. Louisville's 14 Elite Eight appearances rank sixth nationally. The NCAA recognizes Elite Eight records since 1951, the first year that all teams in the tournament would be required to win at least one game to advance to the Elite Eight. The Cardinals have a 10-4 record in regional championship games, winning two of their last three. (UofL years in Elite Eight: 1959, 1972, 1975, 1980, 1982, 1983, 1986, 1997, 2005, 2008, 2009, 2012, 2013, 2015).

**Louisville has won ...**

... 48 of its last 64 post-season tournament games over the last 12 years (including conference, NCAA and NIT since 2005). Louisville is 25-4 in the postseason over the last five years.

... 26 of its last 34 games in the NCAA Tournament (since 2005), advancing to the final eight teams five times in the last nine years (2008, 2009, 2012, 2013, 2015).

... 30 of 38 games during the month of March over the last five years.

... 169 games over the last six years, tied for the fifth-most wins in the nation in that stretch. Louisville is one of just three teams to win at least 30 games in three of the last five seasons (also Kentucky, Wichita State), winning a school-record 35 victories during the Cardinals' 2012-13 NCAA Championship season.

... 20 games for the last 15 straight seasons, a feat accomplished by only four schools.

... 12 ACC regular season games in 2014-15 and 2015-16. Louisville has won at least 10 league games for nine straight seasons. UofL has finished in the top three in its conference six of the last 10 years.

... 10 of its last 11 conference tournament games. Louisville is 15-3 with three championships over its last seven conference tournaments, reaching the title game five times. Louisville has won three of the last four conference tournament titles in which it has participated.

■ **Cards Among Nation's Best in Pitino Era**

— Louisville is among 16 programs in the nation that have won at least 70 percent of its games over the last 16 years. Louisville has a .748 winning percentage since UofL Coach Rick Pitino took over the reins of the Cardinal program, sixth best in the nation.

**Best Winning Percentage Last 16 Years**

Louisville is among the top 20 programs in the nation in winning percentage over the last 16 seasons under Pitino. (records through March 1)

School	2016-17	2001-16	Total	Pct.
Kansas	27-3	448-95	475-98	.829
Gonzaga	29-1	414-95	443-96	.822
Duke	23-7	435-98	458-105	.813
Kentucky	25-5	410-124	435-129	.771
Memphis	18-11	398-127	416-138	.751
<b>Louisville</b>	<b>23-7</b>	<b>391-134</b>	<b>414-141</b>	<b>.746</b>
North Carolina	25-6	392-144	417-150	.735
Wisconsin	22-7	379-138	401-145	.734
Florida	24-6	386-145	410-151	.731
Pittsburgh	15-15	385-134	400-149	.729
Syracuse	17-13	389-138	406-151	.729
Arizona	26-4	368-145	394-149	.726
Michigan State	18-12	386-152	404-164	.711
Butler	23-6	356-149	379-155	.710
Connecticut	14-15	374-146	388-161	.707
Xavier	18-12	360-147	378-159	.704
Ohio State	17-13	351-146	368-159	.698

**NCAA Sweet 16 Appearances (since 1975)**

North Carolina	27
Duke	25
Kentucky	24
<b>Louisville</b>	<b>21</b>
Kansas	21

**NCAA Elite Eight Appearances (since 1951)**

Kentucky	32
North Carolina	25
Duke	20
Kansas	20
UCLA	20
<b>Louisville</b>	<b>14</b>
Michigan State	13

**■ Cards Chosen Fourth in ACC Preseason Poll**

— UofL was picked to finish fourth in the Atlantic Coast Conference in 2016-17 in a preseason media poll with Duke as the league favorite. Duke junior guard Grayson Allen was honored as the preseason Player of the Year while NC State freshman guard Dennis Smith, Jr. was chosen the ACC Preseason Rookie of the Year. Louisville did not have a player on the preseason all-conference team, but UofL forward V.J. King received votes in the rookie voting. Louisville finished fourth in each of its first two years in the ACC. The 64th annual ACC Tournament will be played March 7-11 at the Barclays Center in Brooklyn, N.Y.

**2016-17 ACC Preseason Media Poll**

1. Duke	9. Miami
2. North Carolina	10. Virginia Tech
3. Virginia	11. Clemson
<b>4. Louisville</b>	12. Pittsburgh
5. Syracuse	13. Wake Forest
6. NC State	14. Georgia Tech
7. Notre Dame	15. Boston College
8. Florida State	

**■ Cards Have Been Tough on the Road**

— UofL has a 69-44 record over the last 11 years on its opponent's home court (.611). Louisville has posted a 14-13 road record in its first three years in the ACC (4-5 this year). UofL had the most road victories of any school in Big East Conference games over its last seven years in that league and was a league-best 8-1 in its road games in The American during the 2013-14 season. The Cardinals have a 60-37 record in conference games on the road over the last 11 seasons (.619). In neutral site games, Louisville has a 35-7 record over the last five years (.833) and a 45-14 neutral site record over the last eight years (.763).

In conference games overall, Louisville had the most Big East Conference victories over its eight years in that league during the regular season (from 2005 to 2013). Louisville had a 95-45 Big East record in league victories during the regular season, just ahead of Syracuse and Pitt (both at 92-48). Louisville finished fourth in both of its first two years in the ACC with a 12-6 league record each season.

**■ Five-League Champs --** UofL Coach Rick Pitino is the only coach to win both regular season and tournament championships in five different conferences, including three while at Louisville (ECAC North Atlantic, Southeastern, Conference USA, Big East, American).

**■ Card File --** Louisville is No. 7 in the RPI, 7 in the Sagarin Ratings and 8 in Ken Pomeroy's rankings through March 1 ... Ray Spalding has grabbed five or more rebounds in nine of the last 11 games. He had nine points and eight rebounds at Wake Forest in his last outing ... Anas Mahmoud had his best outing in five games at Syracuse with 12 points, eight rebounds, three blocked shots and two steals. He had eight points, nine rebounds and a career-best four steals against Syracuse in Louisville on Feb. 26 ... The Cardinals have committed 10 or fewer turnovers in 14 of its 30 games, including seven of the last 11 games. UofL committed just three turnovers against Virginia Tech, its fewest turnovers in a conference game since committing one against Georgetown on Feb. 7, 2007. Louisville is 28th nationally in fewest turnovers per game (11.2) ... Louisville shot 25 percent from the field in the second half at Virginia on Feb. 6, the third time the Cardinals have shot 25 percent or below in a half this season ... Virginia Tech's 59.2 percent shooting accuracy on Feb. 18 was the best for a UofL opponent this season and only the third Cardinal foe to shoot above 50 percent (also Baylor, Virginia) ... Louisville has outrebounded 23 of its 30 opponents this season, including nine by double-digit margins (latest: 39-28 advantage over Syracuse on Feb. 26). Louisville is 36th in the nation in rebounding margin (+5.5) ... In the first half of its 30 games, Louisville has allowed an average of 29.5 points and 36.7 percent shooting from the field. UofL limited Pitt to 18 points and .160 shooting in the first half of its Jan. 24 game ... Attendance for UofL basketball games at the KFC Yum! Center surpassed the 2.5 million mark against Southern Illinois. A total of 2,751,436 fans have flocked to the arena to watch UofL play in the Cardinals' seven seasons in the spectacular facility, an average of 21,328 fans per game. The 22,783 fans that witnessed the Cardinals' victory over Kentucky on Dec. 21 was the 10th largest crowd in the facility ... Louisville has been ranked in 93 of the last 96 Associated Press polls ... Louisville has won its last 156 games when holding its opponent below 50 points, last falling when that occurred 44-41 to Western Kentucky on Jan. 10, 1945. The Cardinals limited Evansville to 47 points in the season opener ... Louisville led Baylor by 22 points in the first half (32-10 with 4:02 left in the half) ... Louisville reached the championship game of the 2016 Battle 4 Atlantis before falling to Baylor. UofL guards Donovan Mitchell and Quentin Snider were named to the five-person all-tournament team ... Louisville's 29.7 percent shooting from the field against Old Dominion on Nov. 23 was its lowest ever in a victory. The previous low was 30.2 percent in a 53-44 win at Memphis on Feb. 26, 2005 ... UofL Coach Rick Pitino is the only former NBA coach to win 750 collegiate games ... With its Feb. 13 victory over Syracuse, the Cardinals improved to 82-43 all-time in overtime games, including a 13-6 record since the 2004-05 season (2-0 this season, also beating Old Dominion in OT) ... Louisville has a 35-15 record when facing teams whose coaches were NBA or ABA All-Stars, including an 11-1 mark since 1996 and an 8-1 record under Rick Pitino. This season, the Cardinals beat Grand Canyon's Dan Majerle and fell at Wake Forest's Danny Manning ... Pitt's Jamel Artis poured in 43 points in Louisville on Jan. 11, the most the Cards have allowed an individual to score since Joel Curbelo of American University in Puerto Rico scored 47 vs. UofL on Nov. 24, 1995. It was the second 40+ performance by an opponent this season, as Grand Canyon's DeWayne Russell scored 42 points against UofL on Dec. 3. Louisville won its last six games when an opposing player scores 40+ points.

**ATLANTIC COAST CONFERENCE**

(ACC Standings through March 1)

School	ACC	Overall	Streak
North Carolina.....	13-4	25-6	L 1
Notre Dame.....	12-5	23-7	W 6
<b>Louisville.....</b>	<b>11-6</b>	<b>23-7</b>	<b>L 1</b>
Duke.....	11-6	23-7	W 1
Florida State.....	11-6	23-7	L 1
Virginia Tech.....	10-7	21-8	W 4
Miami.....	10-7	20-9	L 1
Virginia.....	10-7	20-9	W 2
Syracuse.....	9-8	17-13	L 1
Wake Forest.....	8-9	17-12	W 2
Georgia Tech.....	8-9	17-13	W 1
Clemson.....	5-12	15-14	W 1
Pittsburgh.....	4-13	15-15	L 3
NC State.....	4-14	15-16	L 2
Boston College.....	2-15	9-21	L 13

**Upcoming ACC Games**



**Saturday, March 4**

Pittsburgh at Virginia - ACCN.....	Noon
Notre Dame at Louisville - CBS.....	2:00
Boston College at Clemson - ACC Network Extra..	2:00
Miami at Florida State - ACCN.....	4:00
Georgia Tech at Syracuse - ACCN.....	4:00
Wake Forest at Virginia Tech - RSN.....	4:30
Duke at North Carolina - ESPN.....	8:00

**64th Annual ACC Tournament**

Barclays Center, New York, N.Y.

**Tuesday, March 7 (First Round)**

Game #1 - ESPN2/ACCN.....	Noon
Game #2 - ESPN2/ACCN.....	2:00
Game #3 - ESPNU/ACCN.....	7:00

**Wednesday, March 8 (Second Round)**

Game #4 - ESPN/ACCN.....	Noon
Game #5 - ESPN/ACCN.....	2:00
Game #6 - ESPN2/ACCN.....	7:00
Game #7 - ESPN2/ACCN.....	9:00

**Louisville in ACC Statistics**

Team Statistics	Stat	Rank
Scoring Offense.....	77.8	8
Scoring Defense.....	65.4	3
Scoring Margin.....	+12.4	2
FT Percentage.....	684	14
FG Percentage.....	456	10
FG Pct. Defense.....	394	1
3-Pt. Percentage.....	361	11
3-Pt. Percentage Defense.....	308	2
Rebounding Margin.....	+5.5	2
Blocked Shots.....	5.6	2
Assists.....	13.6	13
Steals.....	7.0	6
Turnover Margin.....	+2.9	3
Assists-Turnover Ratio.....	1.22	9
3FG Made.....	7.2	10

Scoring	Blocked Shots
12. Donovan Mitchell.....	15.8
<b>Rebounding</b>	<b>Assists</b>
18. Mangok Mathiang.....	6.0
21. Jaylen Johnson.....	5.8
23. Ray Spalding.....	5.7
<b>Steals</b>	<b>Offensive Rebounds</b>
1. Donovan Mitchell.....	2.13
<b>3-Point FG Made</b>	<b>Assists-Turnovers Ratio</b>
6. Donovan Mitchell.....	2.43
	2. Anas Mahmoud.....
	8. Quentin Snider.....
	7. Jaylen Johnson.....
	9. Mangok Mathiang.....
	3. Quentin Snider.....



■ **Statistical Trends** — UofL is 180-10 over the last 16 seasons under Coach Rick Pitino when scoring 80 or more points (11-1 this year, 10-0 in 2015-16, 11-0 in 2014-15) ... Over the past 16 years under Pitino, Louisville is 137-6 when shooting 50 percent or better from the field (7-0 this year, 14-0 in 2015-16, 8-0 in 2014-15) ... UofL is 329-49 when holding its opponent below 70 points over the past 16 years under Pitino (16-2 this season, 19-1 in 2015-16, 24-4 in 2014-15, 27-1 in 2013-14).

■ **Three With 414** — Louisville is the only NCAA Division I men's basketball program to have three different coaches with at least 414 victories at the school. Current Cardinals' Coach Rick Pitino has won 414 games in his 16th season at UofL, his predecessor Denny Crum won 675 games in 30 years (1971-2001) and Bernard "Peck" Hickman won 443 in his 23 years guiding the Cardinals (1944-67). Kansas can join that list when Bill Self wins his 414th game at Kansas (412 through March 1) as Phog Allen (590) and Roy Williams (418) have at least 414 wins there.

■ **Six NBA Draft Picks in Last Four Years** -- Chinanu Onuaku, who was a sophomore forward/center for UofL last season, was selected by the Houston Rockets with the 37th pick overall in the second round of the 2016 NBA Draft.

A total of 69 former Louisville players have been selected in the NBA Draft, including six in the last four years. Terry Rozier was selected in the first round of the 2015 draft by the Boston Celtics as the 16th overall pick, while forward Montrezl Harrell was taken in the second round by the Houston Rockets as the 32nd selection. Russ Smith was selected by the Philadelphia 76ers in the second round of the 2014 NBA Draft with the 47th overall pick, and was subsequently traded to the New Orleans Pelicans. Gorgui Dieng was a first-round selection and the 21st overall pick by the Utah Jazz in 2013, with his rights subsequently traded to the Minnesota Timberwolves, where he has played the last three seasons. Peyton Siva was a second round choice of the Detroit Pistons in 2013 with the 56th pick overall.

Louisville has produced 23 first-round NBA Draft choices, including 11 in the top ten and five among the top three picks (Pervis Ellison first in 1989; Wes Unseld second in 1968; Darrell Griffith second in 1980; Charlie Tyra second in 1957; Rodney McCray third in 1983).

■ **Louisville Top College Basketball Market** -- Louisville is consistently the highest-rated television market for college basketball on ESPN. Louisville has been the top market each of the last 14 years, averaging a 4.9 rating for the 2015-16 season. Louisville was over two points higher than second-place Raleigh-Durham, which averaged a 2.7 rating. The remaining top 10 was Kansas City (2.5), Greensboro-High Point (2.5), Cincinnati (1.8), Dayton (1.7), Greenville (1.7), Indianapolis (1.6) and Memphis (1.5). The Cardinals' NCAA Sweet 16 game against Kentucky in 2014 drew a 51.5 rating and 73 share, making it the second highest-rated event in Louisville television history. Louisville's 2013 NCAA Championship game against Michigan is the top-rated television event all-time in the Louisville market.

■ **International Flavor** — Louisville had an international flavor with four players on its roster hailing from foreign countries. Mangok Mathiang was born in Sudan, Africa and lived in Melbourne, Australia where he also played rugby and Australian Rules Football before coming to the United States. He played a season at Carbondale (Ill.) Brehm Prep School. Deng Adel followed a similar path as he was born in the Sudan, grew up in Australia and spent his senior year of high school in Florida. From Cairo, Egypt, Anas Mahmoud played a year at West Oaks Academy in Orlando, Florida before joining UofL. Matz Stockman, from Oslo, Norway, attended school in Spain's Canary Islands during the 2013-14 season before his trek to the U.S.

■ **Seventh Season in KFC Yum! Center** -- This is Louisville's seventh season in the spectacular KFC Yum! Center, located on the banks of the Ohio River in downtown Louisville. The Cardinals had previously played basketball for 54 years in Freedom Hall (1956-2010). The 22,000-seat multi-purpose arena was built at a cost of \$238 million and includes 71 luxury suites, 62 four- or six-seat premium boxes, over 2,000 side-court club seats and four party suites with a seating capacity of 32 each.

UofL's men's and women's teams have permanent locker rooms. There are five additional team locker rooms, two officials locker rooms, five star dressing rooms, a full-function media work room and a full-sized basketball practice court on the event level. The seven levels of the arena (including the upper catwalk) include a collective 721,762 square feet, or roughly the area of 13 football fields.

After passing through the one and a half acre landscaped entry plaza that features a basketball-themed fountain, entering fans can visit the 2,500-square foot UofL adidas store, the 3,000-square foot UofL Hall of Honor, or head to their seats using one of the eight escalators or seven elevators within the building.

Lounge space is abundant within the arena.

Four spacious donor rooms are available for Cardinal fans, including three that overlook the Ohio

River. The 7,000-square foot main concourse restaurant overlooks the river and a main concourse sports bar has views directly into the arena bowl. Two 4,000-square foot club lounges on the event level, as well as the terrace club and premium box lounges, provide amenities for their respective patrons. The KFC Yum! Center served as the site for the NCAA Men's Basketball Tournament second and third rounds in 2012 and 2015, the NCAA South Regional in 2016 and was the site for the 2012 NCAA Women's Volleyball Championship on December 13 and 15.



■ **Big Numbers at Pitt** -- Louisville's 106-51 victory at Pittsburgh on Jan. 24 provided an abundance of superlatives, as noted below:

□ Louisville limited Pittsburgh to a season-low 25.5 percent shooting from the field, including just 16.0 percent in the first half. Eleven of Louisville's 21 opponents this season have shot below 36 percent from the field and five have shot below 32 percent.

□ Louisville shot a season-high 58.2 percent from the field, including 71.4 percent in the first half (20-of-28, including 7-of-9 three-pointers).

□ Louisville improved to 109-1 when scoring 100 or more points, the second time UofL has hit the century mark this season. The Cardinals have won 133 consecutive games when scoring 85 or more points in regulation, including a perfect 110-0 record under UofL Coach Rick Pitino (7-0 this season).

□ It was the largest margin of victory ever in an ACC road game and the third-largest margin for any league game. The 55-point margin of victory was the largest in any ACC game in 52 years.

□ It was Louisville's widest margin in a victory since an 87-26 win over Savannah State on Nov. 24, 2014. It was the largest margin against a conference opponent since beating Rutgers 92-31 on March 13, 2014.

□ It was Pittsburgh's second-worst loss ever, and its worst since 1906, a span of 111 years. It was their worst in the Peterson Events Center, where UofL has a 6-1 record. It was the Cardinals' 10th straight victory over Pittsburgh.

□ The 55-point margin of victory was Louisville's largest in a road game under Coach Rick Pitino (previous high was 45 on two occasions). The UofL record for largest margin of victory in a road game is 57 points, achieved in an 80-23 victory at Georgetown College on Dec. 11, 1945.

□ Four Cardinals produced career scoring highs in the game, including Donovan Mitchell (29 points), Ryan McMahan (15), Jay Henderson (4) and Tyler Sharpe (2), who scored his first career points. Mitchell, who hit 6-of-8 three-pointers in the game, scored 16 of his points in the first half, just two less than the Pitt team.

■ **Card Clips** -- Louisville improved to 109-1 in games in which it hits the century mark after its 106-51 victory at Pitt ... Donovan Mitchell's seven steals against Old Dominion matched the fourth-most ever at UofL and was the most since Russ Smith had eight thefts vs. North Carolina A&T in the NCAA Tournament on March 21, 2013 ... Eleven men's basketball players were among 392 UofL student-athletes honored on the UofL Athletic Director's Honor Roll for the 2016 Fall Semester with a 3.0 or better grade point average. The total represents two-thirds of the Cards' student-athlete population, which overall combined to produce a 3.15 GPA for the fall semester. Men's basketball student-athletes earning recognition on the Honor Roll were Deng Adel, Jay Henderson, Tony Hicks, Vincent King, David Levitch, Anas Mahmoud, Ryan McMahan, Tyler Sharpe, Quentin Snider, Raymond Spalding and Dwayne Sutton.

■ **Anniversary Year for Two Final Four teams** — The 2016-17 season marks notable anniversaries for two of Louisville's Final Four teams. It is the 45th anniversary for UofL's 1972 NCAA Final Four team (26-5 record), which was guided by future Hall of Fame Coach Denny Crum in his first season with the Cardinals. The Missouri Valley Conference Co-Champions featured five senior starters, including All-America guard Jim Price (1,460 career points, 1969-72), forward Ron Thomas, whose 13.0 career rebounding average is the fourth-best ever at UofL (1970-72), and 1,000-point scorer Al Vilcheck (1,048 points, 1969-72). This season also marks the 35th anniversary of the Cardinals' 1982 Final Four team (23-10), which had six seniors on its roster. Crum's fourth Final Four team, which was runner-up in the Metro Conference, included four starters that totaled over 1,000 career points in Derek Smith (1,826), Lancaster Gordon (1,614), Jerry Eaves (1,250) and Rodney McCray (1,247). The Cardinals beat UAB on its home floor to win the Midwest Regional.

**NCAA Division I Most Victories**

School	First (entering 2016-17)			
	Year	Yrs. Won	Loss	Pct.
1. Kentucky	1903	113	2205	682 .764
2. Kansas	1899	118	2186	836 .723
3. North Carolina	1911	106	2173	774 .737
4. Duke	1906	111	2087	864 .707
5. Syracuse	1901	115	1943	865 .692
6. Temple	1895	120	1870	1037 .643
7. Notre Dame	1898	111	1819	984 .649
8. UCLA	1920	97	1818	819 .689
9. St. John's	1908	108	1803	980 .648
10. Indiana	1901	116	1783	1003 .640
11. Louisville	1911	102	1778	892 .666
12. Brigham Young	1903	114	1764	1059 .625
13. Arizona	1905	111	1762	927 .655

■ **Tickets Available** -- A limited number of single-game tickets for UofL's final home game are on sale now. Tickets, priced at \$82 for the Senior Day game against Notre Dame, are on sale at the UofL Ticket Office, located near Gate 2 of Papa John's Cardinal Stadium at 2800 South Floyd Street. The ticket office is open weekdays from 9 a.m. until 5 p.m. Fans may also purchase tickets by visiting Ticketmaster online at www.Ticketmaster.com, calling 1-800-745-3000 or by visiting any Ticketmaster Ticket Center, including the KFC Yum! Center.

■ **Cards Win Billy Minardi Classic** - With its 87-56 victory over Eastern Kentucky on Dec. 17, Louisville claimed the championship of the 15th annual Billy Minardi Classic. Quentin Snider was named the Cardinals' MVP in the game with 13 points and six assists. The event originated in 2002 to honor the memory of Billy Minardi, best friend and brother-in-law of UofL Coach Rick Pitino who died in the Sept. 11 terrorist attack on the World Trade Center. Louisville has won 14 championships in 15 years in the event, in which UofL has an 19-1 record.

■ **Cards Have Two December Graduates** -- Center Mangok Mathiang (communications) and guard David Levitch (sport administration) both completed their bachelor's degrees in the fall semester. The fall graduation ceremony was Dec. 15 in the KFC Yum! Center, which is the Cardinals' home court for basketball competition. The pair will take graduate classes in the spring semester.



Mangok Mathiang at UofL Graduation Fall Ceremony on Dec. 15 in the KFC Yum! Center.

**Cardinals in the NCAA Tournament**

■ Louisville made its 41st NCAA Tournament appearance in 2015. The Cardinals have reached the NCAA Tournament 32 of the last 40 years (nine of the last 10, 12 of the last 14, 14 of the last 18 years, 20 of last 25). The Cards have reached the Sweet 16 on 21 occasions and have advanced to the Elite Eight four of the last seven seasons. Louisville is sixth in tournament victories (75) and is fifth in NCAA Tournament appearances (41). UofL has a 75-42 overall NCAA Tournament record, reaching the Final Four 10 times.

■ Only four teams -- Kentucky (56), North Carolina (47), UCLA (46), and Kansas (45) -- have more NCAA Tournament appearances than Louisville's 41.

■ U of L Coach Rick Pitino has a 53-18 record in NCAA Tournament play (.746), ranking him second among active coaches in winning percentage and 10th all time. Only three coaches have coached more Final Four teams than Pitino's seven, a feat matched by one other. Pitino is the first coach to win an NCAA Championship at two different schools; the first to lead three different teams to the Final Four; is one of 11 coaches to lead four different schools to the NCAA Tournament; and one of 10 active collegiate coaches who have won an NCAA Championship.

■ Only three teams have been to more Sweet 16 appearances than Louisville's 21 since the NCAA began Sweet 16 records in 1975 (North Carolina 27, Kentucky 26, Duke 25; Kansas is tied with Louisville/21).

■ U of L Coach Rick Pitino has guided 20 teams to NCAA tournament appearances, including 12 of his last 14 years at Louisville (nine of the last 10 years). His last six straight Kentucky teams reached the NCAA Tournament. The Wildcats won the 1996 NCAA title and were national runner-up in 1997 under his guidance.

**All-Time NCAA Final Four Appearances**

North Carolina...	19
UCLA.....	17
Kentucky .....	17
Duke.....	16
Kansas .....	14
Ohio State .....	11
<b>Louisville.....</b>	<b>10</b>
Michigan State .....	9
Indiana .....	8

**UofL in the NCAA Tournament**

NCAA Tournament Appearances .....	41
(32 of the last 39 years; 20 of last 24)	
All-Time NCAA Tourn. Record.....	75-42
Sweet 16 Appearances .....	21
Final Four Appearances .....	10
NCAA Championships .....	3
Pitino's NCAA Tourn. Record .....	53-18
Pitino's NCAA Tourn. Appearances ..	20

**UofL Radio Network Affiliates**

<b>WHAS</b>	840 AM	Louisville, Ky.
<i>(Flagship Station)</i>		
<b>WKRD</b>	790 AM	Louisville, Ky.
<b>WCKY</b>	1530 AM	Cincinnati, Ohio
<b>WWRW</b>	105.5 FM	Lexington, Ky.
<b>WSFC</b>	1240 AM	Somerset, Ky.
<b>WYMC</b>	1430 AM	Mayfield, Ky.
<b>WLME</b>	102.7 FM	Owensboro, Ky.
<b>WPAD</b>	1560 AM	Paducah, Ky.
<b>WCCK</b>	95.7 FM	Calvert City, Ky.

**Sirius XM Satellite Radio**

The radio broadcast is also available for a fee through GoCards.com and CardsMobile, the Cards' official Android/iPhone app.

■ **High Ratings** — Louisville's Dec. 21 game against Kentucky was the third-highest-rated college basketball game to date this season (behind Kansas at Kentucky and North Carolina at Duke). The 31.7 local rating in Louisville tied an ESPN record for a regular season college basketball local rating for the Louisville market.

■ **Virginia Tech Sets Arena Record** - Virginia Tech's 17 made three-pointers in 26 attempts (.654) set a KFC Yum! Center record for an opponent, matching UofL's record 17 threes at the KFC Yum! Center set vs. Morgan State on Dec. 27, 2010. Virginia Tech set a record for a UofL opponent in a non-overtime game with 17 made 3s (WVU made 18 in the 2005 Elite Eight overtime game). Virginia Tech's 90 points were the most by an opponent in the KFC Yum! Center.

**Last time an individual had ...**

	<b>For Louisville</b>	<b>For A Louisville Opponent</b>
<b>30 or more points</b>	31 by Wayne Blackshear vs. CSUN (12/23/14)	43 by Jamel Artis, Pittsburgh (1/11/17)
<b>35 or more points</b>	42 by Russ Smith vs. Houston (3/14/14)	43 by Jamel Artis, Pittsburgh (1/11/17)
<b>20 points in a half</b>	21 by Donovan Mitchell vs. NC State, 1H (1/29/17)	32 by Jamel Artis, Pittsburgh, 2nd half (1/11/17)
<b>15 or more rebounds</b>	15 by Chinanu Onuaku vs. Syracuse (2/17/16)	26 by Derrick Griffin, Texas Southern (12/10/16)
<b>20 or more rebounds</b>	23 by Ellis Myles vs. Tennessee St. (12/1/01)	26 by Derrick Griffin, Texas Southern (12/10/16)
<b>A four-point play</b>	Deng Adel vs. Miami (2/11/17)	Demetrius Jackson, Notre Dame (2/13/16)
<b>12 made free throws</b>	12 by Russ Smith vs. UConn, 15 att. (1/18/14)	13 by Seth Allen, Virginia Tech (1/27/16)
<b>7 made three-point goals</b>	7 by Preston Knowles vs. Syracuse (2/12/11)	7 by Jamel Artis, Pittsburgh in 13 attempts (1/11/17)
<b>10 or more assists</b>	11 by Chris Jones vs. Virginia Tech (1/13/15)	10 by Elfrid Payton, Louisiana Lafayette (12/7/13)
<b>5 or more blocked shots</b>	6 by Anas Mahmoud vs. Notre Dame (1/4/17)	5 by Isaiah Wilkins, Virginia (2/6/17)
<b>5 or more steals</b>	5 by Donovan Mitchell vs. Notre Dame (1/4/17)	5 by Armon Fletcher, Southern Illinois (12/7/16)

**The Last Time a Team ...**

	<b>Louisville</b>	<b>Opponent</b>
<b>Scored 100 points</b>	106-51 win over Pittsburgh (1/24/17)	101-104 5OT loss to Notre Dame (2/9/13)
<b>Scored less than 50 points</b>	63-47 loss vs. Virginia (1/30/16)	78-47 victory over Evansville (11/11/16)
<b>Scored 60 points in a half</b>	61 vs. Grand Canyon; 1st H of 111-63 win (12/5/15)	60 by Tulane; 2nd H of 109-96 win (1/18/90)
<b>Scored under 20 points in a half</b>	14 vs. Virginia; 1H of 63-47 loss (1/30/16)	18 by Pittsburgh 1H, 106-51 UL win (1/24/17)
<b>Had a +20 Rebound Margin</b>	22 (48-26) vs. Pittsburgh (1/24/17)	26 (57-31) by Kentucky (12/31/11)
<b>Grabbed 60 or more rebounds</b>	60 vs. Jacksonville State (11/17/14)	60 by George Mason (1/4/94)
<b>Grabbed less than 25 rebounds</b>	19 vs. Virginia (2/6/17)	22 by Kennesaw State (12/16/15)
<b>Shot 60% or better from the field</b>	.652 (30-46) vs. Pittsburgh (1/25/15)	.614 (43-70) by Charlotte (2/11/01)
<b>Shot 30% or below from the field</b>	.297 (19-64) vs. Old Dominion (11/23/16)	.255 (13-51) by Pittsburgh (1/24/17)
<b>Shot 70% from the field for a half</b>	.714 (20-28) vs. Pittsburgh in 1st H (1/24/17)	.765 (13-17) by Georgetown in 2nd H (1/31/11)
<b>Made 5 or less free throws</b>	4 vs. North Carolina (in 13 attempts, 2/22/17)	5 by Georgia Tech (in 7 attempts, 3/1/16)
<b>Made 15 three-point goals</b>	16 (in 30 attempts) vs. Rutgers (2/16/14)	17 by Virginia Tech (2/18/17)
<b>Made No three-point goals</b>	0 vs. Pittsburgh (2/11/15)	0 by Cal State Northridge (12/23/14)
<b>Shot 60% from the three-point line</b>	.667 (12-18) vs. Virginia Tech (1/27/16)	.654 (17-26) by Virginia Tech (2/18/17)
<b>Handed out 25 or more assists</b>	28 vs. UCF (12/31/13)	25 by Notre Dame (2/28/08)
<b>Handed out 5 or less assists</b>	1 vs. Kentucky (12/27/14)	4 by Pittsburgh (1/14/16)
<b>Committed 25 or more turnovers</b>	26 vs. West Virginia (1/31/09)	25 by FIU (12/5/14)
<b>Committed 5 or fewer turnovers</b>	3 vs. Virginia Tech (2/18/17)	2 by Virginia (2/7/15)
<b>Blocked 10 or more shots</b>	12 vs. Georgia Tech (1/7/17)	14 by Connecticut (3/4/06)
<b>Had No Blocked Shots</b>	0 vs. North Carolina A&T (3/21/13)	0 by Boston College (2/4/17)
<b>Had 15 or more steals</b>	16 vs. Savannah State (11/24/14)	19 by Rutgers (3/13/14)
<b>Had No Steals</b>	0 vs. Saint Louis (2/12/03)	0 by Saint Louis (3/22/14)

**Louisville Top Efforts Under Rick Pitino**  
*(Since 2001-02)*

**Longest winning streak (single-season):** 17 games (2002-03)

**Longest winning streak (multiple-season span):** 21 games (last 16 G of 2012-13, first 5 G of 2013-14)

**Longest conference winning streak:** 10, twice -- 2008-09 & 2012-13 seasons

**Longest losing streak:** 4 games (2003-04)

**Longest conference losing streak:** 4 games (2003-04)

**Most points scored in a game:** 114 vs. Western Kentucky, 12-22-10 (UL 114, WKU 82)

**Fewest points scored in a game:** 45 vs. Cleveland State, 11-26-14 (UL 45, CSU 33)

**Most points allowed in a game:** 104 vs. Notre Dame, 2-9-13 (UND 104, UL 101, 5 ot)

**Fewest Points Allowed in a Game:** 26 vs. Savannah State, 11-24-14 (UL 87, SSU 26)

**Fewest Points Allowed in a Conference Game:** 31 vs. Rutgers, 3-13-14 (UL 92, RU 31)

**Largest Margin of Victory:** 64 vs. Morehead St., 12-27-04 (UL 104, USA 40)

**Largest Margin of Victory in a Conference Game:** 61 vs. Rutgers, 3-13-14 (UL 92, RU 31)

**Largest losing margin:** 33 vs. Notre Dame, 2-12-09 (ND 90, UL 57)

**Fewest points scored in a win:** 45 vs. Cleveland State, 11-26-14 (UL 45, CSU 33)

**Most points allowed in a win:** 90 vs. Virginia Tech, 2-18-17 (UL 94, VT 90)

**Most points scored in a loss:** 101 vs. Notre Dame, 2-9-13 (UND 104, UL 101, 5 ot)

**Fewest points allowed in a loss:** 52 vs. Drexel, 12-14-10 (DU 52, UL 46); vs. Syracuse, 2-13-12 (SU 52, UL 51); vs. Virginia, 2-17-15 (UVA 52, UL 47)

**Largest deficit overcome to win a game:** 20 vs. West Virginia, 3-26-05 (UL 18, WVU 38)

**Largest lead given up in a loss:** 22 vs. Baylor, 11-25-16 (UL 32, BU 10)

**Highest shooting percentage:** .652 vs. Pittsburgh, 1-25-15 (UL 80, Pitt 68)

**Highest shooting percentage in a conference game:** .652 vs. Pittsburgh, 1-25-15 (UL 80, Pitt 68)

**Lowest shooting percentage:** .268 vs. Western Kentucky, 11-30-08 (WKU 68, UL 54)

**Lowest shooting percentage in a conference game:** .274 vs. Cincinnati, 1-19-02 (UL 50, UC 77)

**Highest 3-point percentage:** .778 vs. Memphis, 2-4-04 (UL 58, UM 62)

**Highest 3-point percentage in a conference game:** .778 vs. Memphis, 2-4-04 (UL 58, UM 62)

**Lowest 3-point percentage:** .000 vs. Pittsburgh, 2-11-15 (UL 69, Pitt 56)

**Lowest 3-point percentage in a conference game:** .000 vs. Pittsburgh, 2-11-15 (UL 69, Pitt 56)

**Most three-pointers:** 22 vs. Hartford, 11-17-07 (UL 104, UH 69)

**Free throws made:** 41 vs. Rutgers, 1-4-14 (UL 83, RU 76)

**Most assists:** 34 vs. VMI, 12-23-04 (UL 107, VMI 56)

**Most blocked shots:** 18 vs. Holy Cross, 12-7-03 (UL 56, HC 40)



# O V.J. King

**F 6-6 190 Fr. - HS Cleveland, Ohio (Paul VI Catholic HS, Fairfax, Va.)**



■ Has split the time at small forward with Deng Adel. Made his first career start against Indiana and has started seven games this year.

■ Scored a career-high 24 points against Virginia, finishing 3-of-5 from behind the arc while scoring a career-high eight field goals and connecting on 5-of-6 from the line.

■ Leads the team in free throw percentage (.821 46-of-56) and three-point field goal percentage (.432, 16-of-37) with over 20 attempts.

■ Missed the Virginia Tech game with a thigh bruise, but returned to the court the following game at North Carolina.

■ In the five games he has played 20 or more minutes, he has averaged 13.3 points, 3.3 rebounds and shot 52.1 percent from the field in those games.

■ Totaled 14 points, three rebounds and a season-high three assists at Grand Canyon, scoring 12 of his points in the second half.

■ Won two gold medals with USA Basketball in the 2013 FIBA Americas U16 Championship in Maldonado, Uruguay; and the 2014 FIBA U17 World Championship in Dubai, United Arab Emirates.

■ A McDonald's All-America selection, King averaged 22.9 points, 9.6 rebounds, 2.5 assists and 2.1 steals as a senior last season in leading Paul VI (20-11) in Fairfax, Va. to the Virginia Independent Schools Athletic Association Division I state championship game..

■ The Virginia Gatorade Player of the Year earned all-state and all-conference honors last year.

■ His father Vincent King played professional basketball in foreign countries for 10 years after scoring 1,037 points in his collegiate career at Indiana University of Pennsylvania from 1988-92.

■ Born Jan. 22, 1997 ... Major is sport administration.

O V.J. King		
Games With ...	Season	Career
Double-Figure scoring.....	7	7
5 or more rebounds.....	2	2
4 or more assists.....	0	0
A blocked shot.....	3	3
A steal.....	7	7
A three-pointer.....	10	10
20+ points.....	1	1

## O V.J. King Season/Career Highs

- Points..... 24 vs. Virginia (2/6)
- Reb. .... 7 vs. NC State (1/29)
- Asst..... 3 vs. Grand Canyon (12/3)  
vs. NC State (1/29)
- Blocks .... 1 (3 times) *latest:* vs. North Carolina (2/22)
- Steals ..... 1 (7 times) *latest:* vs. North Carolina (2/22)
- FGM ..... 8 vs. Virginia (2/6)
- FGA ..... 14 vs. Virginia (2/6)
- 3FGM ..... 3 vs. William & Mary (11/14)  
vs. Virginia (2/6)
- 3FGA ..... 5 vs. Virginia (2/6)
- FT ..... 6 vs. Evansville (11/11)  
vs. Wichita State (11/24)
- FTA ..... 8 vs. Evansville (11/11)  
vs. Wichita State (11/24)

### O V.J. King Game-by-Game

Opponent	Date	GS	Min	FG	FGA	3-Point		Pct	FT	FTA	Pct	Rebounds			Avg	PF	FO	A	TO	Blk	Stl	Pts	Avg
						FG	FGA					Off	Def	Tot									
EVANSVILLE	11/11/16	14	0	1	.000	0	1	.000	6	8	.750	0	2	2	2.0	1	0	0	0	1	0	6	6.0
WM. & MARY	11/14/16	17	7	11	.636	3	31	0.000	0	0	.000	2	3	5	3.5	2	0	0	1	0	1	17	11.5
LONG BEACH ST	11/17/16	13	3	8	.375	0	2	.000	2	21	0.000	0	3	3	3.3	0	0	0	0	0	0	8	10.3
vs Old Dominion	11/23/16	8	0	1	.000	0	0	.000	2	21	0.000	2	0	2	3.0	1	0	1	0	0	0	2	8.3
vs Wichita State	11/24/16	20	2	8	.250	0	3	.000	6	8	.750	2	2	4	3.2	1	0	0	3	0	0	10	8.6
vs Baylor	11/25/16	12	2	5	.400	1	11	0.000	0	0	.000	0	2	2	3.0	0	0	0	1	0	0	5	8.0
PURDUE	11/30/16	10	0	3	.000	0	0	.000	0	0	.000	0	2	2	2.9	0	0	0	0	0	0	0	6.9
at Grand Canyon	12/3/16	24	4	6	.667	2	21	0.000	4	41	0.000	1	2	3	2.9	0	0	3	2	0	0	14	7.8
SO. ILLINOIS	12/7/16	14	1	2	.500	1	11	0.000	0	0	.000	0	3	3	2.9	1	0	0	0	0	0	3	7.2
TEXAS SOUTHERN	12/10/16	18	5	8	.625	1	11	0.000	2	21	0.000	3	0	3	2.9	1	0	1	0	0	1	13	7.8
EASTERN KY	12/17/16	13	3	7	.429	0	1	.000	3	4	.750	1	1	2	2.8	1	0	0	0	0	0	9	7.9
KENTUCKY	12/21/16	3	0	1	.000	0	0	.000	0	0	.000	0	0	0	2.6	1	0	0	0	0	0	0	7.3
VIRGINIA	12/28/16	13	2	3	.667	0	1	.000	2	21	0.000	1	3	4	2.7	0	0	0	1	0	0	6	7.2
vs Indiana	12/31/16 *	13	1	2	.500	0	0	.000	0	0	.000	0	1	1	2.6	2	0	0	2	0	0	2	6.8
at Notre Dame	1/4/17	9	1	3	.333	0	1	.000	0	0	.000	0	1	1	2.5	1	0	1	2	0	0	2	6.5
at Georgia Tech	1/7/17	19	1	7	.143	0	2	.000	2	4	.500	0	1	1	2.4	0	0	1	0	0	0	4	6.3
PITTSBURGH	1/11/17 *	9	1	3	.333	0	0	.000	0	0	.000	1	1	2	2.4	0	0	0	1	0	0	2	6.1
DUKE	1/14/17	22	2	5	.400	1	4	.250	2	21	0.000	1	2	3	2.4	1	0	0	1	0	0	7	6.1
CLEMSON	1/19/17 *	22	5	8	.625	2	3	.667	2	21	0.000	1	1	2	2.4	1	0	1	1	0	1	14	6.5
at Florida State	1/21/17 *	7	0	4	.000	0	1	.000	0	0	.000	0	0	0	2.3	0	0	0	1	0	0	0	6.2
at Pittsburgh	1/24/17	14	1	3	.333	0	0	.000	0	0	.000	0	1	1	2.2	1	0	2	0	0	0	2	6.0
NC STATE	1/29/17	17	2	4	.500	1	11	0.000	4	41	0.000	1	6	7	2.4	0	0	3	2	1	1	9	6.1
at Boston College	2/4/17	22	4	7	.571	0	0	.000	3	31	0.000	0	3	3	2.4	2	0	1	0	0	1	11	6.3
at Virginia	2/6/17 *	37	8	14	.571	3	5	.600	5	6	.833	0	3	3	2.5	2	0	0	2	0	1	24	7.1
MIAMI	2/11/17 *	5	1	1	1.000	1	11	0.000	0	0	.000	0	0	0	2.4	2	0	0	0	0	0	3	6.9
at Syracuse	2/13/17	7	0	2	.000	0	1	.000	0	0	.000	1	1	2	2.3	1	0	0	0	0	0	0	6.7
VIRGINIA TECH	2/18/17	DNP	(bruised thigh)																				
at North Carolina	2/22/17	12	1	4	.250	0	1	.000	0	1	.000	0	1	1	2.3	0	0	0	0	1	1	2	6.5
SYRACUSE	2/26/17 *	13	0	2	.000	0	1	.000	1	2	.500	0	2	2	2.3	0	0	1	1	0	0	1	6.3
at Wake Forest	3/01/17	9	0	0	.000	0	0	.000	0	0	.000	0	0	0	2.2	1	0	0	0	0	0	0	6.1

### O V.J. King Statistics

Year	GP	GS	Min	Avg	FG	FGA	Pct	3FG	3FGA	Pct	FT	FTA	Pct	OReb	DReb	Reb	Avg	PF	FO	Ast	TO	Blk	Stl	Pts	Avg
2016-17	29	7	416	14.3	57	133	.429	16	37	.432	46	56	.821	17	47	64	2.2	23	0	15	21	3	7	176	6.1
TOTAL	29	7	416	14.3	57	133	.429	16	37	.432	46	56	.821	17	47	64	2.2	23	0	15	21	3	7	176	6.1

# 1 Tony Hicks

**G 6-1 180 Gr. - Tr. South Holland, Ill. (University of Pennsylvania)**



■ Scored a career-best 16 points against Florida State, playing a season-high 32 minutes. His top collegiate scoring effort was 33 points against Niagara during his sophomore year at Penn (11-26-13).

■ Returned to action after a six-game absence against North Carolina on Feb. 22, contributing two points and a steal in four minutes on the court. He had practiced with the team for three days prior to the game.

■ Suffered a broken bone in his right hand (spiral fracture of his fourth metacarpal) at Pitt on Jan. 24, missing six games. He had earned his first start of the season at Pitt, finishing with 10 points and a career-high four assists without a turnover.

■ Scored 10 points against Eastern Kentucky, connecting on 2-of-3 shots from the three-point line.

■ Graduate transfer led Penn in scoring as a sophomore and junior and earned All-Ivy League honorable mention honors during his freshman and junior years.

■ Had 54 career double-figure scoring games at Penn.

■ Totaled 1,060 career points in three seasons while starting 64 games for the Quakers. He has connected on 107-of-308 three-pointers in three seasons (347) and 78.1 percent of his free throws (217-of-278).

■ Matched a Penn single-game record with 13 assists vs. Lafayette, adding 14 points, four rebounds and four steals.

■ Has a 6-8 wingspan.

■ A member of the 2012 Parade All-America team, Hicks was the Chicago Catholic League Player of the Year as a senior at St. Rita of Cascia High School.

■ Born March 15, 1994 ... Earned a sociology degree at Penn ... Major at UofL is human resources.

## 1 Tony Hicks

Games at UofL With ...	Season	Career
Double-Figure scoring.....	3	3
6 or more rebounds.....	0	0
4 or more assists.....	1	1
A blocked shot.....	1	1
A steal.....	6	6
A three-pointer.....	4	4
20+ points.....	0	0

## 1 Tony Hicks Season/Career Highs

- Points..... 16 vs. Florida State (1/21)
- Reb. .... 4 vs. Texas Southern (12/10)
- Asst. .... 4 vs. Pittsburgh (1/24)
- Blocks .... 1 vs. Duke (1/14)
- Steals .... 2 vs. Evansville (11/11)  
vs. Southern Illinois (12/7)
- FGM ..... 6 vs. Florida State (1/21)
- FGA ..... 17 vs. Florida State (1/21)
- 3FGM ..... 2 vs. Eastern Kentucky (12/17)
- 3FGA ..... 3 (4 times) *latest:* vs. Clemson (1/19)
- FT ..... 3 vs. Florida State (1/21)  
vs. Wake Forest (3/1)
- FTA ..... 4 vs. Florida State (1/21)  
vs. Wake Forest (3/1)

## 1 Tony Hicks Game-by-Game

Opponent	Date	GS	Min	FG			3-Point			Rebounds			Avg	PF	FO	A	TO	Blk	Stl	Pts	Avg		
				Pct	FG	FGA	Pct	FG	FGA	Pct	FT	FTA										Pct	Off
EVANSVILLE	11/11/16	18	2	5	.400	0	1	.000	0	2	.000	0	2	2	2.0	0	0	2	1	0	2	4	4.0
WM. & MARY	11/14/16	12	1	9	.111	0	3	.000	2	21	.000	1	1	2	2.0	1	0	3	1	0	0	4	4.0
LONG BEACH ST	11/17/16	DNP																					
vs Old Dominion	11/23/16	2	0	3	.000	0	1	.000	0	0	.000	0	0	0	1.3	0	0	0	0	0	0	0	2.7
vs Wichita State	11/24/16	DNP																					
vs Baylor	11/25/16	DNP																					
PURDUE	11/30/16	13	0	0	.000	0	0	.000	0	0	.000	0	1	1	1.3	0	0	1	1	0	0	0	2.0
at Grand Canyon	12/3/16	DNP																					
SO. ILLINOIS	12/7/16	14	0	3	.000	0	1	.000	2	21	.000	0	0	0	1.0	1	0	2	2	0	2	2	2.0
TEXAS SOUTHERN	12/10/16	10	2	5	.400	1	3	.333	2	21	.000	1	3	4	1.5	0	0	2	1	0	1	7	2.8
EASTERN KY	12/17/16	17	4	8	.500	2	3	.667	0	0	.000	0	1	1	1.4	1	0	1	4	0	10	3.9	3.9
KENTUCKY	12/21/16	3	0	0	.000	0	0	.000	0	0	.000	0	2	2	1.5	0	0	0	0	0	0	0	3.4
VIRGINIA	12/28/16	19	4	5	.800	0	1	.000	0	2	.000	0	0	0	1.3	3	0	1	3	0	1	8	3.9
vs Indiana	12/31/16	3	0	2	.000	0	1	.000	0	0	.000	0	2	2	1.4	0	0	0	0	0	0	0	3.5
at Notre Dame	1/4/17	2	0	0	.000	0	0	.000	0	0	.000	0	0	0	1.3	0	0	0	0	0	0	0	3.2
at Georgia Tech	1/7/17	DNP																					
PITTSBURGH	1/11/17	6	1	1	1.000	0	0	.000	0	0	.000	0	1	1	1.3	1	0	0	3	0	0	2	3.1
DUKE	1/14/17	5	1	2	.500	0	0	.000	0	0	.000	0	0	0	1.2	3	0	0	0	1	0	2	3.0
CLEMSON	1/19/17	17	4	8	.500	1	3	.333	0	2	.000	0	3	3	1.3	1	0	0	0	0	1	9	3.4
at Florida State	1/21/17	32	6	17	.353	1	2	.500	3	4	.750	0	3	3	1.4	2	0	1	1	0	0	16	4.3
at Pittsburgh	1/24/17	* 20	4	5	.800	0	0	.000	2	3	.667	0	1	1	1.4	1	0	4	0	0	10	4.6	4.6
NC STATE	1/29/17	DNP (broken bone in hand)																					
at Boston College	2/4/17	DNP (broken bone in hand)																					
at Virginia	2/6/17	DNP (broken bone in hand)																					
MIAMI	2/11/17	DNP (broken bone in hand)																					
at Syracuse	2/13/17	DNP (broken bone in hand)																					
VIRGINIA TECH	2/18/17	DNP (broken bone in hand)																					
at North Carolina	2/22/17	4	1	1	1.000	0	0	.000	0	0	.000	0	0	0	1.3	0	0	0	0	0	1	2	4.5
SYRACUSE	2/26/17	1	0	0	.000	0	0	.000	0	0	.000	0	0	0	1.2	0	0	0	0	0	0	0	4.2
at Wake Forest	03/01/17	11	0	1	.000	0	0	.000	3	4	.750	0	1	1	1.2	0	0	1	2	0	0	3	4.2

## 10 Tony Hicks Statistics at Louisville

Year	GP	GS	Min	Avg	FG	FGA	Pct	3FG	3FGA	Pct	FT	FTA	Pct	OReb	DReb	Reb	Avg	PF	FO	Ast	TO	Blk	Stl	Pts	Avg
2016-17	19	1	209	11.0	30	75	.400	5	19	.263	14	23	.609	2	21	23	1.2	14	0	18	19	1	8	79	4.2
TOTAL	19	1	209	11.0	30	75	.400	5	19	.263	14	23	.609	2	21	23	1.2	14	0	18	19	1	8	79	4.2

# 4 Quentin Snider

**G 6-2 175 Jr. - 2L Louisville, Ky. (Ballard HS)**

- Ranks third in the ACC in assists-to-turnovers ratio (2.67; 34th in the NCAA). He is eighth in the ACC in assists (4.0 per game).
- Suffered a strained hip flexor in the second half against Duke on Jan. 14 and missed six games.
- Over the last six games since returning from the injury, he has averaged 13.7 points, 4.0 assists and has made 14-of-34 three-pointers (.412).
- Has hit 26-of-58 three-pointers in his 11 ACC games (.448).

- Has scored at least eight points in all but three games he has played in this season.
- Team co-captain is the Cardinals' top returning scorer (9.4 ppg last season) for the second consecutive year.
- Matched a career best with 22 points against Pittsburgh, adding five assists (3-of-4 three-pointers).

■ Scored a career-high 22 points against Kentucky and tied a career-high with six rebounds while dishing out five assists and collecting two steals. He was named Bluegrass Sports Commission MVP following the game. He was honored as the USBWA Oscar Robertson National Player of the Week and ACC Player of the Week for games Dec. 19-25.

- Dished out a six assists while also scoring 13 points against Eastern Kentucky, earning Billy Minardi Classic MVP honors.
- Named to the 2015 and 2016 All-ACC Academic Men's Basketball team, one of a league-high seven Cardinals selected for the honor.
- His 109 assists with just 40 turnovers last season ranked him fourth in the ACC in assists-to-turnovers ratio (2.73; 43rd in the NCAA).



4 Quentin Snider		
Games With ...	Season	Career
Double-Figure scoring....	16	36
6 or more rebounds.....	2	2
4 or more assists.....	15	36
A blocked shot.....	0	1
A steal.....	8	31
A three-pointer.....	20	53
20+ points.....	2	4

- Led the Cardinals with a season-high 21 points at NC State last year while knocking down a four three-pointers.
- Handed out as many as six assists seven times as a sophomore, including seven assists with one turnover against No. 2/1 North Carolina.
- Honored as Kentucky's Mr. Basketball as a senior, Snider is the career leader in scoring and assists (633) at Ballard. His 2,442 points passed Allan Houston and DeJuan Wheat. His 371 three-pointers rank third in state history.
- Born Feb. 14, 1995 ... Major is communication.

## 4 Quentin Snider Season Highs

- Points..... 22 vs. Kentucky (12/21) vs. Pittsburgh (1/11)
- Reb..... 6 vs. Texas Southern (12/10) vs. Kentucky (12/21)
- Asst..... 7 vs. Georgia Tech (1/7)
- Blocks.... none
- Steals..... 3 vs. Indiana (12/31) vs. Duke (1/14)
- FGM..... 10 vs. Kentucky (12/21)
- FGA..... 19 vs. Kentucky (12/21)
- 3FGM..... 4 vs. William & Mary (11/14)
- 3FGA..... 9 vs. William & Mary (11/14) vs. Syracuse (2/13)
- FT..... 7 vs. Old Dominion (11/23)
- FTA..... 11 vs. Old Dominion (11/23)

## 4 Quentin Snider Career Highs

- Points..... 22 vs. Kentucky (12/21/16) vs. Pittsburgh (1/11/17)
- Reb..... 6 vs. Texas Southern (12/10/16) vs. Kentucky (12/21/16)
- Asst..... 8 vs. Grand Canyon (12/5/15) vs. Kennesaw St. (12/16/15)
- Blocks.... 1 vs. Michigan State (3/29/15)
- Steals..... 3 (3 times) *latest:* vs. Duke (1/14/17)
- FGM..... 10 vs. Kentucky (12/21/16)
- FGA..... 19 vs. Kentucky (12/21/16)
- 3FGM..... 4 (3 times) *latest:* vs. William & Mary (11/14/16)
- 3FGA..... 9 (3 times) *latest:* vs. Syracuse (2/13)
- FT..... 7 vs. Old Dominion (11/23/16)
- FTA..... 11 vs. Old Dominion (11/23/16)

## 4 Quentin Snider Game-by-Game

Opponent	Date	GS	Min	FG	FGA	Pct	3-Point			FT	FTA	Pct	Rebounds			Avg PF	FO	A	TO	Blk	Stl	Pts	Avg
							FG	FGA	Pct				Off	Def	Tot								
EVANSVILLE	11/11/16	*	18	0	1	.000	0	1	.000	3	4	.750	0	2	2	2.0	3	0	3	1	0	3	3.0
WM. & MARY	11/14/16	*	26	4	11	.364	4	9	.444	1	2	.500	0	3	3	2.5	1	0	4	2	0	13	8.0
LONG BEACH ST	11/17/16	*	27	1	10	.100	0	4	.000	2	3	.667	1	1	2	2.3	0	0	5	1	0	4	6.7
vs Old Dominion	11/23/16	*	39	4	13	.308	3	6	.500	7	11	.636	0	1	1	2.0	3	0	4	2	0	18	9.5
vs Wichita State	11/24/16	*	35	5	15	.333	2	8	.250	2	21	.000	1	3	4	2.4	3	0	3	0	1	14	10.4
vs Baylor	11/25/16	*	34	6	17	.353	2	8	.250	0	0	.000	0	2	2	2.3	1	0	3	0	0	14	11.0
PURDUE	11/30/16	*	31	2	11	.182	0	4	.000	5	7	.714	1	1	2	2.3	0	0	2	2	0	9	10.7
at Grand Canyon	12/3/16	*	25	3	9	.333	1	3	.333	2	21	.000	2	1	3	2.4	4	0	4	0	0	9	10.5
SO. ILLINOIS	12/7/16	*	23	2	8	.250	2	4	.500	3	4	.750	0	1	1	2.2	0	0	4	0	0	9	10.3
TEXAS SOUTHERN	12/10/16	*	25	5	13	.385	2	5	.400	3	4	.750	1	5	6	2.6	0	0	4	1	0	15	10.8
EASTERN KY	12/17/16	*	25	5	7	.714	3	5	.600	0	0	.000	0	1	1	2.5	0	6	1	0	0	13	11.0
KENTUCKY	12/21/16	*	37	10	19	.526	2	6	.333	0	0	.000	2	4	6	2.8	3	0	5	3	0	22	11.9
VIRGINIA	12/28/16	*	23	2	5	.400	1	2	.500	3	6	.500	1	0	1	2.6	2	0	1	0	0	8	11.6
vs Indiana	12/31/16	*	36	2	8	.250	1	4	.250	2	21	.000	0	1	1	2.5	1	0	3	3	0	7	11.3
at Notre Dame	1/4/17	*	32	4	10	.400	3	7	.429	1	2	.500	1	0	1	2.4	3	0	3	0	0	11	11.3
at Georgia Tech	1/7/17	*	39	4	10	.400	2	3	.667	2	21	.000	2	1	3	2.4	1	0	7	2	0	12	11.4
PITTSBURGH	1/11/17	*	33	7	11	.636	3	4	.750	5	6	.833	2	1	3	2.5	1	0	5	2	0	22	12.0
DUKE	1/14/17	*	35	5	14	.357	3	8	.375	0	0	.000	2	3	5	2.6	0	0	6	2	0	3	12.1
CLEMSON	1/19/17	DNP	(hip injury)																				
at Florida State	1/21/17	DNP	(hip injury)																				
at Pittsburgh	1/24/17	DNP	(hip injury)																				
NC STATE	1/29/17	DNP	(hip injury)																				
at Boston College	2/4/17	DNP	(hip injury)																				
at Virginia	2/6/17	DNP	(hip injury)																				
MIAMI	2/11/17	*	33	3	8	.375	3	5	.600	4	41	.000	1	2	3	2.6	2	0	4	3	0	13	12.1
at Syracuse	2/13/17	*	43	5	15	.333	3	9	.333	1	2	.500	1	3	4	2.7	1	0	6	2	0	14	12.2
VIRGINIA TECH	2/18/17	*	31	7	12	.583	3	6	.500	2	21	.000	1	1	2	2.7	0	0	4	2	0	19	12.5
at North Carolina	2/22/17	*	32	3	9	.333	1	4	.250	2	4	.500	0	3	3	2.7	3	0	2	3	0	9	12.4
SYRACUSE	2/26/17	*	34	5	9	.556	2	5	.400	0	0	.000	1	2	3	2.7	2	0	6	0	0	12	12.3
at Wake Forest	3/01/17	*	29	5	12	.417	2	5	.400	3	31	.000	0	3	3	2.7	2	0	2	1	0	15	12.5

## 4 Quentin Snider Statistics


Year	GP	GS	Min	Avg	FG	FGA	Pct	3FG	3FGA	Pct	FT	FTA	Pct	OReb	DReb	Reb	Avg	PF	FO	Ast	TO	Blk	Stl	Pts	Avg
2014-15	36	10	589	16.4	53	152	.349	19	67	.284	21	38	.553	9	49	58	1.6	43	0	47	29	1	11	146	4.1
2015-16	31	24	861	27.8	103	256	.402	40	99	.404	45	60	.750	23	47	70	2.3	60	1	109	40	0	25	291	9.4
2016-17	24	24	745	31.0	99	257	.385	48	125	.384	53	72	.736	20	45	65	2.7	36	0	96	36	0	15	299	12.5
TOTAL	91	58	2195	24.1	255	665	.383	107	291	.368	119	170	.700	52	141	193	2.1	139	1	252	105	1	51	736	8.1



# 5 Matz Stockman

**C 7-0 240 Jr. - 2L Oslo, Norway (Canarias Basketball Academy)**

- First name is pronounced Motts.
- Suffered a concussion in practice on Jan. 2, missing the Cardinals' games at Notre Dame and Georgia Tech. He has returned, logging short appearances in six of the last 11 games.
- Averaged 13.3 minutes of action in the three games Anas Mahmoud missed with a concussion in December. He averaged 8.0 points and 3.3 rebounds in those three games.
- Scored a career-high 10 points at Grand Canyon, finishing the game 3-of-3 from the field and 4-of-5 from the foul line. He scored all of his points in the first half when three other front line players had each picked up two fouls.
- Scored in 16 of his 23 appearances as a sophomore.
- Scored a career-high eight points against Kennesaw State while grabbing a career-high five rebounds.
- One of four players on the Cardinals' roster with international ties.
- Has a 7-6 wingspan.
- Attended and played basketball at the Canarias Basketball Academy in Gran Canaria in Spain's Canary Islands during the 2013-14 season.
- Played handball and soccer (goalie) in high school.
- Stockman and fellow junior Anas Mahmoud are the first seven-footers to play for the Cardinals since Felton Spencer, a 7-0 center from Louisville (1986-90).
- Born Jan. 30, 1995 ... Major is sport administration.



5 Matz Stockman		
Games With ...	Season	Career
Double-Figure scoring.....	1	1
6 or more rebounds .....	0	0
4 or more assists .....	0	0
A blocked shot .....	2	9
A steal .....	2	4
A three-pointer .....	0	0
20+ points .....	0	0

## 5 Matz Stockman Season Highs

- Points..... 10 vs. Grand Canyon (12/3)
- Reb. .... 5 vs. Texas Southern (12/10)
- Asst..... 1 (3 times)  
*latest: vs. Texas Southern (12/10)*
- Blocks .... 1 vs. Long Beach St. (11/17)  
*vs. Southern Illinois (12/7)*
- Steals ..... 1 vs. Southern Illinois (12/7)  
*vs. Texas Southern (12/10)*
- FGM ..... 3 vs. Grand Canyon (12/3)  
*vs. Southern Illinois (12/7)*
- FGA ..... 5 vs. Texas Southern (12/10)
- 3FGM ..... none
- 3FGA ..... none
- FT..... 4 vs. Grand Canyon (12/3)
- FTA..... 5 vs. Grand Canyon (12/3)

## 5 Matz Stockman Career Highs

- Points..... 10 vs. Grand Canyon (12/3/16)
- Reb. .... 5 (3 times) *latest: vs. Texas South. (12/10/16)*
- Asst..... 1 (8 times) *latest: vs. Texas South. (12/10/16)*
- Blocks .... 2 (3 times) *latest: vs. UMKC (12/22/15)*
- Steals ..... 1 (8 times) *latest: vs. Texas South. (12/10/16)*
- FGM ..... 4 vs. Kennesaw St. (12/16/15)
- FGA ..... 6 vs. Syracuse (2/17/16)
- 3FGM ..... none
- 3FGA ..... none
- FT..... 4 vs. Grand Canyon (12/3/16)
- FTA..... 6 vs. Utah Valley (12/23/15)

### 5 Matz Stockman Game-by-Game

Opponent	Date	GS	Min	3-Point			Rebounds			Pct	FT	FTA	Pct	PF	FO	A	TO	Blk	Stl	Pts	Avg
				FG	FGA	Pct	Off	Def	Tot												
EVANSVILLE	11/11/16	3	2	3	.667	0	0	.000	0	2	.000	2	0	2	2.0	1	0	0	0	4	4.0
WM. & MARY	11/14/16	1	0	0	.000	0	0	.000	0	0	.000	0	1	1	1.5	0	0	0	0	0	2.0
LONG BEACH ST	11/17/16	3	0	0	.000	0	0	.000	0	0	.000	0	1	1	1.3	0	0	1	1	0	1.3
vs Old Dominion	11/23/16	3	0	0	.000	0	0	.000	0	0	.000	0	1	1	1.3	1	0	0	0	0	1.0
vs Wichita State	11/24/16	3	0	0	.000	0	0	.000	0	0	.000	0	1	1	1.2	0	0	0	0	0	0.8
vs Baylor	11/25/16	1	0	1	.000	0	0	.000	1	2	.500	1	0	1	1.2	1	0	0	0	0	1.0
PURDUE	11/30/16	1	0	0	.000	0	0	.000	0	0	.000	0	0	0	1.0	0	0	0	0	0	0.7
at Grand Canyon	12/3/16	15	3	3	1.000	0	0	.000	4	5	.800	1	2	3	1.3	1	0	0	1	0	1.9
SO. ILLINOIS	12/7/16	16	3	4	.750	0	0	.000	1	2	.500	2	0	2	1.3	2	0	1	3	1	2.4
TEXAS SOUTHERN	12/10/16	9	2	5	.400	0	0	.000	3	4	.750	4	1	5	1.7	2	0	1	1	0	2.9
EASTERN KY	12/17/16	4	0	0	.000	0	0	.000	0	0	.000	1	2	3	1.8	0	0	0	0	0	2.6
KENTUCKY	12/21/16	DNP																			
VIRGINIA	12/28/16	DNP																			
vs Indiana	12/31/16	1	0	0	.000	0	0	.000	0	0	.000	0	0	0	1.7	1	0	0	0	0	2.4
at Notre Dame	1/4/17	DNP (concussion)																			
at Georgia Tech	1/7/17	DNP (concussion)																			
PITTSBURGH	1/11/17	DNP (concussion)																			
DUKE	1/14/17	DNP (concussion)																			
CLEMSON	1/19/17	DNP (concussion)																			
at Florida State	1/21/17	1	0	0	.000	0	0	.000	0	0	.000	0	0	0	1.5	2	0	0	0	0	2.2
at Pittsburgh	1/24/17	7	1	1	1.000	0	0	.000	0	0	.000	1	0	1	1.5	4	0	0	1	0	2.2
NC STATE	1/29/17	2	0	0	.000	0	0	.000	0	0	.000	0	0	0	1.4	0	0	0	0	0	2.1
at Boston College	2/4/17	DNP																			
at Virginia	2/6/17	2	0	0	.000	0	0	.000	0	0	.000	0	0	0	1.3	1	0	0	0	0	1.9
MIAMI	2/11/17	DNP																			
at Syracuse	2/13/17	DNP																			
VIRGINIA TECH	2/18/17	DNP																			
at North Carolina	2/22/17	1	0	0	.000	0	0	.000	0	0	.000	0	0	0	1.2	0	0	0	0	0	1.8
SYRACUSE	2/26/17	DNP																			
at Wake Forest	03/01/17	1	0	0	.000	0	0	.000	0	0	.000	0	0	0	1.2	0	0	0	0	0	1.7

### 5 Matz Stockman Statistics

Year	GP	GS	Min	Avg	FG	FGA	Pct	3FG	3FGA	Pct	FT	FTA	Pct	OReb	DReb	Reb	Avg	PF	FO	Ast	TO	Blk	Stl	Pts	Avg
2014-15	4	0	22	5.5	2	5	.400	0	0	.000	0	2	.000	2	9	11	2.8	6	0	1	3	4	2	4	1.0
2015-16	23	0	142	6.2	26	47	.553	0	0	.000	10	21	.476	20	19	39	1.7	27	0	4	7	8	1	62	2.7
2016-17	18	0	74	4.1	11	17	.647	0	0	.000	9	15	.600	12	9	21	1.2	16	0	3	7	2	2	31	1.7
TOTAL	45	0	238	5.3	39	69	.565	0	0	.000	19	38	.500	34	37	71	1.6	49	0	8	17	14	5	97	2.2

# 10 Jaylen Johnson

**F 6-9 230 Jr. - 2L Ypsilanti, Mich. (Ypsilanti HS)**

■ Has scored in double figures in four of the last six games, averaging 9.8 points and 5.3 rebounds per game, grabbing 15 of his 26 rebounds at the offensive end.

■ Ranks 21st in the ACC in rebounding (5.8 per game). He is seventh in the ACC and is 100th nationally in offensive rebounds (2.70).

■ Had 12 points, 10 rebounds and two steals against Clemson, his third double-double of the season and his career, and first in 17 games.

■ Totalled 14 points and six rebounds against No. 6 Kentucky. He had 13 points and seven rebounds against No. 16 Indiana.

■ Has produced double-doubles in three games and missed two others by one rebound or one point. He had scored in double figures twice in his career entering the season and the three double-doubles are his first.

■ Blocked a career-high six shots against Southern Illinois, adding nine points and 10 rebounds.

■ Concentrated on improving his conditioning in the offseason.

■ Starter at power forward for the Cardinals in 22 games as a sophomore, including 18 of the last 19.

■ A finalist for the 2014 Hal Schram Mr. Basketball award in Michigan, Johnson was a first team all-state selection and was the *Ann Arbor News* Washtenaw County Player of the Year

■ His mother Janetta Johnson played for Wisconsin and professionally in Portugal. Her 130 blocked shots in 1988-89 is the Badgers' single-season record. She moved to Louisville in 2014 from Michigan.

■ Born Aug. 7, 1996 ... Major is communication.



### 10 Jaylen Johnson

Games With ...	Season	Career
Double-Figure scoring	14	16
6 or more rebounds	17	23
4 or more assists	0	0
A blocked shot	9	21
A steal	13	26
A three-pointer	4	7
20+ points	0	0

### 10 Jaylen Johnson Season Highs

Points..... 19 vs. Evansville (11/11)  
 Reb. .... 14 vs. Evansville (11/11)  
 Asst..... 2 (4 times) *latest:* vs. Virginia Tech (2/18)  
 Blocks.... 6 vs. Southern Illinois (12/7)  
 Steals..... 2 vs. Clemson (1/19)  
                     vs. Miami (2/11)  
 FGM ..... 9 vs. Evansville (11/11)  
 FGA ..... 11 (3 times) *latest:* vs. Kentucky (12/21)  
 3FGM ..... 1 (4 times) *latest:* vs. Wake Forest (3/1)  
 3FGA ..... 1 (5 times) *latest:* vs. Wake Forest (3/1)  
 FT ..... 6 vs. Eastern Kentucky (12/17)  
 FTA ..... 7 vs. Southern Illinois (12/7)

### 10 Jaylen Johnson Career Highs

Points..... 19 vs. Evansville (11/11/16)  
 Reb. .... 14 vs. Evansville (11/11/16)  
 Asst..... 3 vs. Virginia Tech (1/27/16)  
 Blocks.... 6 vs. Southern Illinois (12/7/16)  
 Steals.... 2 vs. Clemson (1/19/17)  
                     vs. Miami (2/11/17)  
 FGM ..... 9 vs. Evansville (11/11/16)  
 FGA ..... 11 (4 times) *latest:* vs. Kentucky (12/21/16)  
 3FGM ..... 1 (7 times) *latest:* vs. Wake Forest (3/1/17)  
 3FGA ..... 3 vs. Grand Canyon (12/5/15)  
 FT ..... 6 vs. Eastern Kentucky (12/17/16)  
 FTA ..... 7 vs. Southern Illinois (12/7/16)

### 10 Jaylen Johnson Game-by-Game

Opponent	Date	GS	Min	FG	FGA	3-Point		FT	FTA	Rebounds				PF	FO	A	TO	Blk	Stl	Pts	Avg			
						Pct	FG			FGA	Pct	Off	Def									Tot	Avg	
EVANSVILLE	11/11/16	*	24	9	11	.818	1	11.000	0	2	.000	7	7	14	14.0	0	0	1	3	3	0	19	19.0	
WM. & MARY	11/14/16	*	25	5	8	.625	0	0	.000	3	4	.750	5	4	9	11.5	3	0	0	1	0	1	13	16.0
LONG BEACH ST	11/17/16	*	18	7	11	.636	0	1	.000	0	2	.000	4	7	11	11.3	2	0	0	1	1	0	14	15.3
vs Old Dominion	11/23/16	*	28	2	4	.500	0	1	.000	2	5	.400	4	8	12	11.5	3	0	2	2	0	0	6	13.0
vs Wichita State	11/24/16	*	14	0	1	.000	0	0	.000	1	2	.500	1	5	6	10.4	3	0	0	0	0	0	0	11.0
vs Baylor	11/25/16	*	29	5	9	.556	0	0	.000	0	0	.000	5	1	6	9.7	2	0	0	1	0	0	10	10.5
PURDUE	11/30/16	*	13	3	5	.600	0	0	.000	0	0	.000	2	0	2	8.6	2	0	0	0	0	1	6	9.9
at Grand Canyon	12/3/16	*	16	2	5	.400	0	0	.000	1	2	.500	1	3	4	8.0	2	0	1	3	0	0	5	9.3
SO. ILLINOIS	12/7/16	*	25	3	4	.750	0	0	.000	3	7	.429	5	5	10	8.2	2	0	0	3	6	1	9	9.2
TEXAS SOUTHERN	12/10/16	*	23	5	8	.625	0	0	.000	1	2	.500	6	2	8	8.2	2	0	0	2	2	1	11	9.4
EASTERN KY	12/17/16	*	17	2	3	.667	0	0	.000	6	61.000	3	4	7	8.1	4	0	0	1	1	0	10	9.5	
KENTUCKY	12/21/16	*	26	7	11	.636	0	0	.000	0	1	.000	3	3	6	7.9	3	0	0	1	1	1	14	9.8
VIRGINIA	12/28/16	*	17	2	4	.500	0	0	.000	0	0	.000	3	0	3	7.5	2	0	0	1	0	1	4	9.4
vs Indiana	12/31/16		28	5	5	1.000	0	0	.000	3	4	.750	4	3	7	7.5	2	0	2	3	1	0	13	9.6
at Notre Dame	1/4/17		16	1	2	.500	0	0	.000	3	4	.750	1	3	4	7.3	4	0	0	1	0	0	5	9.3
at Georgia Tech	1/7/17		8	0	0	.000	0	0	.000	0	0	.000	0	1	1	6.9	3	0	0	2	1	0	0	8.8
PITTSBURGH	1/11/17		15	2	6	.333	0	0	.000	0	0	.000	1	3	4	6.7	4	0	1	0	0	1	4	8.5
DUKE	1/14/17		16	0	3	.000	0	0	.000	0	0	.000	2	1	3	6.5	1	0	2	1	0	0	0	8.0
CLEMSON	1/19/17	*	27	4	6	.667	0	0	.000	4	5	.800	3	7	10	6.7	2	1	2	0	0	2	12	8.2
at Florida State	1/21/17	*	16	4	5	.800	0	0	.000	2	21.000	0	1	1	6.4	5	1	0	2	0	1	10	8.3	
at Pittsburgh	1/24/17	*	21	2	6	.333	0	0	.000	3	4	.750	3	8	11	6.6	2	0	1	1	0	0	7	8.2
NC STATE	1/29/17	*	24	2	4	.500	0	0	.000	2	3	.667	2	1	3	6.5	1	0	0	2	0	1	6	8.1
at Boston College	2/4/17	*	22	3	3	1.000	0	0	.000	3	5	.600	1	6	7	6.5	1	0	1	1	0	0	9	8.2
at Virginia	2/6/17	*	24	2	4	.500	0	0	.000	0	0	.000	0	0	0	6.2	2	0	1	0	0	1	4	8.0
MIAMI	2/11/17	*	27	3	6	.500	0	0	.000	4	41.000	4	4	8	6.3	3	0	0	1	1	2	10	8.1	
at Syracuse	2/13/17	*	29	4	7	.571	0	0	.000	2	6	.333	4	3	7	6.3	3	0	0	2	0	1	10	8.2
VIRGINIA TECH	2/18/17	*	30	6	9	.667	0	0	.000	4	5	.800	5	3	8	6.4	2	0	2	1	0	0	16	8.4
at North Carolina	2/22/17	*	22	2	3	.667	1	11.000	0	2	.000	1	1	2	6.2	3	0	0	1	0	0	5	8.3	
SYRACUSE	2/26/17		13	1	3	.333	1	11.000	2	4	.500	1	0	1	6.0	1	0	1	0	0	0	5	8.2	
at Wake Forest	03/01/17		14	4	5	.800	1	11.000	4	41.000	0	0	0	5.8	5	1	0	2	0	0	13	8.4		

### 10 Jaylen Johnson Statistics

Year	GP	GS	Min	Avg	FG	FGA	Pct	3FG	3FGA	Pct	FT	FTA	Pct	OReb	DReb	Reb	Avg	PF	FO	Ast	TO	Blk	Stl	Pts	Avg
2014-15	23	0	106	4.6	13	27	.481	1	1	1.000	2	5	.400	13	16	29	1.3	20	0	2	6	3	4	29	1.3
2015-16	31	22	541	17.5	70	151	.464	2	10	.200	14	26	.538	50	59	109	3.5	61	0	14	17	10	10	156	5.0
2016-17	30	23	627	20.9	97	161	.602	4	6	.667	53	85	.624	81	94	175	5.8	74	3	17	39	17	15	251	8.4
TOTAL	84	45	1274	15.2	180	339	.531	7	17	.412	69	116	.595	144	169	313	3.7	155	3	33	62	30	29	436	5.2

# 11 Jay Henderson

**G 6-4 180 So. - 1L Orlando, Fla. (Lake Highland Prep)**

- Made his first shot of the season, a three-pointer vs. William & Mary.
- Has played in 16 games this season, including nine of the last 14. He scored a bucket in four minutes of action against Virginia Tech.
- Saw action in 11 games as a freshman.
- Walk-on who transferred to UofL from St. John's, where he attended college in 2014-15 but did not play basketball there his freshman year.
- Averaged 13.1 points, 3.3 rebounds, 1.7 assists and 1.5 steals as a senior in 2013-14 in helping Lakeland Prep (28-4) win its second straight Florida Class 4A state championship.
- Twice honored on the state all-tournament team, he scored over 1,100 points in his final three seasons at Lake Highland.
- His father Jay played basketball at Penn State (1986-90), where he received the team's Dave Phillips Memorial Unsung Hero Award.
- Born April 8, 1995 ... Major is business marketing.



11 Jay Henderson		
Games With ...	Season	Career
Double-Figure scoring.....	0	0
6 or more rebounds.....	0	0
4 or more assists.....	0	0
A blocked shot.....	0	0
A steal.....	3	4
A three-pointer.....	1	2
20+ points.....	0	0

## 11 Jay Henderson Season Highs

- Points..... 4 vs. Pittsburgh (1/24)
- Reb. .... 1 (3 times) *latest:* vs. North Carolina (2/22)
- Asst..... 1 (3 times) *latest:* vs. North Carolina (2/22)
- Blocks.... none
- Steals..... 1 (3 times) *latest:* vs. Eastern Ky. (12/17)
- FGM ..... 1 (4 times) *latest:* vs. Virginia Tech (2/18)
- FGA ..... 4 vs. Pittsburgh (1/24)
- 3FGM ..... 1 vs. William & Mary (11/14)
- 3FGA ..... 2 vs. Pittsburgh (1/24)
- FT..... 2 vs. Long Beach St. (11/17)  
vs. Pittsburgh (1/24)
- FTA..... 2 vs. Long Beach St. (11/17)  
vs. Pittsburgh (1/24)

## 11 Jay Henderson Career Highs

- Points..... 4 vs. Pittsburgh (1/24/17)
- Reb. .... 1 (5 times) *latest:* vs. North Carolina (2/22/17)
- Asst..... 1 (5 times) *latest:* vs. North Carolina (2/22/17)
- Blocks.... none
- Steals..... 2 vs. Kennesaw St. (12/16/15)
- FGM ..... 1 (5 times) *latest:* vs. Virginia Tech (2/18/17)
- FGA ..... 4 vs. Pittsburgh (1/24/17)
- 3FGM ..... 1 vs. Kennesaw St. (12/16/15)  
vs. William & Mary (11/14/16)
- 3FGA ..... 2 (3 times) *latest:* vs. Pittsburgh (1/24/17)
- FT..... 2 vs. Long Beach St. (11/17/16)  
vs. Pittsburgh (1/24/17)
- FTA..... 2 vs. Long Beach St. (11/17/16)  
vs. Pittsburgh (1/24/17)

### 11 Jay Henderson Game-by-Game

Opponent	Date	GS	Min	FG	FGA	3-Point		Pct	FT	FTA	Pct	Rebounds			Avg	PF	FO	A	TO	Blk	Stl	Pts	Avg
						FG	FGA					Off	Def	Tot									
EVANSVILLE	11/11/16	3	0	0	.000	0	0	.000	0	0	.000	0	0	0	0.0	0	0	0	0	0	0	0	0.0
WM. & MARY	11/14/16	1	1	1	1.000	1	1	1.000	0	0	.000	0	0	0	0.0	3	0	0	0	0	0	3	1.5
LONG BEACH ST	11/17/16	5	0	2	.000	0	1	.000	2	21.000	0	0	0	0.0	1	0	1	0	0	1	2	1.7	
vs Old Dominion	11/23/16	DNP																					
vs Wichita State	11/24/16	DNP																					
vs Baylor	11/25/16	1	0	0	.000	0	0	.000	0	0	.000	0	0	0	0.0	0	0	0	0	0	0	0	1.3
PURDUE	11/30/16	DNP																					
at Grand Canyon	12/3/16	DNP																					
SO. ILLINOIS	12/7/16	DNP																					
TEXAS SOUTHERN	12/10/16	3	1	1	1.000	0	0	.000	0	0	.000	0	0	0	0.0	0	0	0	0	0	1	2	1.4
EASTERN KY	12/17/16	1	0	0	.000	0	0	.000	0	0	.000	0	0	0	0.0	0	0	1	0	0	1	0	1.2
KENTUCKY	12/21/16	DNP																					
VIRGINIA	12/28/16	DNP																					
vs Indiana	12/31/16	DNP																					
at Notre Dame	1/4/17	DNP																					
at Georgia Tech	1/7/17	2	0	0	.000	0	0	.000	0	0	.000	0	1	1	0.1	0	0	0	1	0	0	0	1.0
PITTSBURGH	1/11/17	0	0	0	.000	0	0	.000	0	0	.000	0	0	0	0.1	0	0	0	0	0	0	0	0.9
DUKE	1/14/17	DNP																					
CLEMSON	1/19/17	1	0	1	.000	0	1	.000	0	0	.000	0	0	0	0.1	0	0	0	0	0	0	0	0.8
at Florida State	1/21/17	DNP																					
at Pittsburgh	1/24/17	5	1	4	.250	0	2	.000	2	21.000	0	1	1	0.2	0	0	0	0	0	0	4	1.1	
NC STATE	1/29/17	1	0	0	.000	0	0	.000	0	0	.000	0	0	0	0.2	0	0	0	0	0	0	1.0	
at Boston College	2/4/17	1	1	2	.500	0	1	.000	0	0	.000	0	0	0	0.2	0	0	0	0	0	2	1.1	
at Virginia	2/6/17	3	0	2	.000	0	1	.000	0	0	.000	0	0	0	0.2	1	0	0	0	0	0	1.0	
MIAMI	2/11/17	DNP																					
at Syracuse	2/13/17	DNP																					
VIRGINIA TECH	2/18/17	4	1	2	.500	0	1	.000	0	0	.000	0	0	0	0.1	1	0	0	0	0	2	1.1	
at North Carolina	2/22/17	2	0	1	.000	0	0	.000	0	0	.000	0	1	1	0.2	0	0	1	0	0	0	1.0	
SYRACUSE	2/26/17	DNP																					
at Wake Forest	3/01/17	1	0	0	.000	0	0	.000	0	0	.000	0	0	0	0.2	0	0	0	0	0	0	0.9	

### 11 Jay Henderson Statistics

Year	GP	GS	Min	Avg	FG	FGA	Pct	3FG	3FGA	Pct	FT	FTA	Pct	OReb	DReb	Reb	Avg	PF	FO	Ast	TO	Blk	Stl	Pts	Avg
2015-16	11	0	23	2.1	1	7	.143	1	4	.250	0	0	.000	0	2	2	0.2	2	0	2	1	0	2	3	0.3
2016-17	16	0	34	2.1	5	16	.313	1	8	.125	4	4	1.000	0	3	3	0.2	6	0	3	1	0	3	15	0.9
TOTAL	27	0	57	2.1	6	23	.261	2	12	.167	4	4	1.000	0	5	5	0.2	8	0	5	2	0	5	18	0.7



# 12 Mangok Mathiang

**F/C 6-10 220 Sr. - 3L Melbourne, Australia (IMG Academy)**

- Name is pronounced MANG-go, with a silent "K"; MATH-ee-ang.
- Has averaged 9.3 points and 6.5 rebounds over his last 11 games, missing the Cards' game at Virginia for breaking curfew.
- Pulled down his 500th career rebound in the Cards' OT win over Syracuse.
- Recorded a double-double against Wake Forest -- his second of the season and third of his career -- finishing with 12 points and 10 rebounds to go along with two assists and two steals.
- Scored a season-high 16 points against Boston College along with four rebounds and two steals.
- Starter at center in 16 games this season.
- Ranks 18th in the ACC in rebounding (6.0 rpg).
- Graduated with a bachelor's degree in communication on Dec. 15 and is taking graduate classes this semester.
- Matched a career-high with five blocked shots against William & Mary
- Nominee for the Allstate NABC Good Works Team, which highlights community service and leadership.
- Averaged 7.1 points and 5.7 rebounds over the first 10 games of last season prior to breaking a bone in his left foot against Western Kentucky on Dec. 19, ending his season.
- Named to the 2015 and 2016 All-ACC Academic Men's Basketball team.
- Ranked sixth in the ACC in blocks as a sophomore (1.4 bpg).
- Led the 23-team 2015 World University Games in rebounding and finished tied for eighth in scoring, producing five double-doubles. He started all eight games for Australia, averaging 13.5 points and 10.3 rebounds.



12 Mangok Mathiang		
Games With ...	Season	Career
Double-Figure scoring	10	14
6 or more rebounds	14	38
4 or more assists	1	1
A blocked shot	17	76
A steal	11	40
A three-pointer	0	0
20+ points	0	0

■ Born Oct. 8, 1992 ... Major is communication with a minor in marketing.

## 12 Mangok Mathiang Season Highs

- Points..... 16 vs. Boston College (2/4)
- Reb. .... 13 vs. Eastern Kentucky (12/17) vs. Florida State (1/21)
- Asst..... 4 vs. Eastern Kentucky (12/17)
- Blocks .... 5 vs. William & Mary (11/14)
- Steals ..... 2 (3 times) *latest*: vs. Wake Forest (3/1)
- FGM ..... 7 vs. NC State (1/29) vs. Boston College (2/4)
- FGA ..... 11 vs. Purdue (11/30) vs. Boston College (2/4)
- 3FGM ..... none
- 3FGA ..... none
- FT ..... 6 vs. Old Dominion (11/23)
- FTA ..... 9 vs. Old Dominion (11/23)

## 12 Mangok Mathiang Career Highs

- Points..... 17 vs. Saint Louis (11/28/15)
- Reb. .... 13 vs. Saint Louis (11/28/15) vs. Eastern Kentucky (12/17/16) vs. Florida State (1/21/17)
- Asst..... 4 vs. Eastern Kentucky (12/17/16)
- Blocks .... 5 vs. NC State (2/14/15) vs. William & Mary (11/14)
- Steals ..... 3 vs. Cal State Northridge (12/23/14)
- FGM ..... 7 vs. NC State (1/29/17)
- FGA ..... 11 vs. Purdue (11/30/16)
- 3FGM ..... none
- 3FGA ..... none
- FT ..... 6 vs. Old Dominion (11/23/16)
- FTA ..... 9 vs. Old Dominion (11/23/16)

### 12 Mangok Mathiang Game-by-Game

Opponent	Date	GS	Min	FG	FGA	3-Point			Pct	FT	FTA	Rebounds			Avg	PF	FO	A	TO	Blk	Stl	Pts	Avg	
						Pct	FG	FGA				Pct	Off	Def										Tot
EVANSVILLE	11/11/16	*	20	4	10	.400	0	0	.000	1	2	.500	4	3	7	7.0	2	0	0	1	2	0	9.0	
WM. & MARY	11/14/16	*	23	1	2	.500	0	0	.000	1	6	.167	2	8	10	8.5	1	0	2	0	5	0	6.0	
LONG BEACH ST	11/17/16	*	17	3	7	.429	0	0	.000	5	51	.000	5	2	7	8.0	3	0	0	2	0	2	7.7	
vs Old Dominion	11/23/16	*	25	3	6	.500	0	0	.000	6	9	.667	1	4	5	7.3	5	1	0	5	0	12	8.8	
vs Wichita State	11/24/16	*	6	0	1	.000	0	0	.000	1	2	.500	0	2	2	6.2	4	0	0	1	0	1	7.2	
vs Baylor	11/25/16	*	19	0	3	.000	0	0	.000	0	0	.000	3	2	5	6.0	3	0	1	0	1	1	6.0	
PURDUE	11/30/16	*	25	5	11	.455	0	0	.000	1	2	.500	2	6	8	6.3	3	0	1	2	0	11	6.7	
at Grand Canyon	12/3/16	*	20	1	4	.250	0	0	.000	1	2	.500	4	4	8	6.5	4	0	1	1	2	1	6.3	
SO. ILLINOIS	12/7/16	*	22	6	9	.667	0	0	.000	3	4	.750	2	4	6	6.4	1	0	0	1	1	0	7.2	
TEXAS SOUTHERN	12/10/16	*	22	3	4	.750	0	0	.000	4	5	.800	4	4	8	6.6	2	0	1	1	1	0	7.5	
EASTERN KY	12/17/16	*	20	0	3	.000	0	0	.000	0	0	.000	5	8	13	7.2	3	0	4	1	2	0	6.8	
KENTUCKY	12/21/16	*	25	0	2	.000	0	0	.000	0	0	.000	1	4	5	7.0	4	0	0	2	2	0	6.3	
VIRGINIA	12/28/16	*	15	0	0	.000	0	0	.000	0	0	.000	1	4	5	6.8	1	0	1	2	0	1	5.8	
vs Indiana	12/31/16		6	0	0	.000	0	0	.000	1	2	.500	0	1	1	6.4	3	0	0	0	0	1	5.4	
at Notre Dame	1/4/17		13	2	3	.667	0	0	.000	0	0	.000	2	1	3	6.2	1	0	0	1	0	1	4	5.3
at Georgia Tech	1/7/17		21	2	8	.250	0	0	.000	3	4	.750	2	4	6	6.2	3	0	0	1	3	0	7	5.4
PITTSBURGH	1/11/17		18	2	4	.500	0	0	.000	1	11	.000	1	2	3	6.0	4	0	0	1	3	0	5	5.4
DUKE	1/14/17		14	3	3	1.000	0	0	.000	1	2	.500	0	1	1	5.7	2	0	0	0	0	0	7	5.5
CLEMSON	1/19/17		22	6	9	.667	0	0	.000	0	1	.000	5	3	8	5.8	3	0	0	2	2	0	12	5.8
at Florida State	1/21/17		33	5	6	.833	0	0	.000	3	6	.500	7	6	13	6.2	2	0	1	1	2	1	13	6.2
at Pittsburgh	1/24/17		17	3	7	.429	0	0	.000	3	4	.750	3	6	9	6.3	3	0	1	0	0	0	9	6.3
NC STATE	1/29/17		25	7	9	.778	0	0	.000	0	0	.000	2	3	5	6.3	2	0	1	0	0	0	14	6.7
at Boston College	2/4/17		24	7	11	.636	0	0	.000	2	21	.000	0	4	4	6.2	2	0	1	2	0	2	16	7.1
at Virginia	2/6/17		DNP			(curfew violation)																		
MIAMI	2/11/17		32	2	5	.400	0	0	.000	3	4	.750	4	4	8	6.3	2	0	1	0	1	1	7	7.1
at Syracuse	2/13/17	*	21	2	4	.500	0	0	.000	1	11	.000	1	3	4	6.2	2	0	1	2	1	1	5	7.0
VIRGINIA TECH	2/18/17	*	26	3	7	.429	0	0	.000	0	0	.000	2	3	5	6.1	2	0	1	0	1	0	6	7.0
at North Carolina	2/22/17	*	14	3	4	.750	0	0	.000	0	0	.000	2	0	2	6.0	2	0	0	2	0	0	6	6.9
SYRACUSE	2/26/17		13	1	3	.333	0	0	.000	0	0	.000	1	2	3	5.9	2	0	0	3	1	0	2	6.8
at Wake Forest	3/01/17		29	5	10	.500	0	0	.000	2	21	.000	6	4	10	6.0	1	0	2	1	1	2	12	6.9

### 12 Mangok Mathiang Statistics

Year	GP	GS	Min	Avg	FG	FGA	Pct	3FG	3FGA	Pct	FT	FTA	Pct	OReb	DReb	Reb	Avg	PF	FO	Ast	TO	Blk	Stl	Pts	Avg
2013-14	37	14	545	14.7	47	89	.528	0	0	.000	39	63	.619	68	64	132	3.6	64	1	15	24	51	13	133	3.6
2014-15	34	9	635	18.7	31	80	.388	0	0	.000	26	54	.481	80	79	159	4.7	82	3	16	26	47	19	88	2.6
2015-16	10	2	188	18.8	27	48	.563	0	0	.000	17	29	.586	26	31	57	5.7	22	0	5	11	12	7	71	7.1
2016-17	29	16	587	20.2	79	155	.510	0	0	.000	43	66	.652	72	102	174	6.0	72	1	20	35	31	14	201	6.9
TOTAL	110	41	1955	17.8	184	372	.495	0	0	.000	125	212	.590	246	276	522	4.7	240	5	56	96	141	53	493	4.5

# 13 Ray Spalding

F 6-10 215 So. - 1L Louisville, Ky. (Trinity HS)



- Ranks 16th in the ACC in rebounding in conference games (6.3).
- In the last two games as a starter, he has averaged 13.5 points, 9.5 rebounds, shot 75 percent from the field (12-of-16) and has blocked three shots.
- Recorded his second career double-double, tying a career-high with 18 points and pulling down 11 rebounds against Syracuse on Feb. 26. He was 8-of-9 from the field while also dishing out two assists and recording two steals.
- Has grabbed at least four rebounds in 25 games and has seven double-figure scoring efforts.
- Tied his career-high with 12 rebounds against Georgia Tech while scoring six points, blocking two shots and collecting two steals in 26 minutes played. He has started five games this season.
- Scored a season-high 14 points against Grand Canyon, including 12 in the second half.
- Matched a career-best with three assists vs. Long Beach State, adding 10 points, six rebounds, two blocked shots and two steals.
- Finished his freshman season averaging 5.6 points and 4.3 rebounds per game as a valuable reserve and a starter in six games. He was second on the team with 22 dunks.
- 2016 All-ACC Academic Men's Basketball team selection.
- His 7-6 wingspan aids him in leading the team in deflections in nearly every practice.
- Two-time first team all-state selection who led Trinity to a 24-6 record as a senior and a 118-21 record in his 4 years.
- His uncle Manuel Forrest played for Louisville (1981-82, 1983-85), who averaged 12.8 points and 5.0 rebounds his senior year with the Cardinals.
- Born March 11, 1997 ... Major is undecided.

13 Ray Spalding		
Games With ...	Season	Career
Double-Figure scoring.....	7	11
6 or more rebounds.....	13	21
4 or more assists.....	0	0
A blocked shot.....	18	30
A steal.....	14	31
A three-pointer.....	0	1
20+ points.....	0	0

## 13 Ray Spalding Season Highs

- Points..... 18 vs. Syracuse (2/26)
- Reb. .... 12 vs. Georgia Tech (1/7)
- Asst..... 3 vs. Long Beach St. (11/17)  
vs. Grand Canyon (12/3)
- Blocks .... 4 vs. Eastern Kentucky (12/17)
- Steals ..... 2 (6 times) *latest:* vs. Syracuse (2/26)
- FGM ..... 8 vs. Syracuse (2/26)
- FGA ..... 9 vs. Syracuse (2/26)
- 3FGM ..... none
- 3FGA ..... 1 (3 times) *latest:* vs. Baylor (11/25)
- FT ..... 5 vs. Duke (1/14)
- FTA..... 7 vs. Duke (1/14)

## 13 Ray Spalding Career Highs

- Points..... 18 vs. North Florida (11/21/15)  
vs. Syracuse (2/26/17)
- Reb. .... 12 vs. North Florida (11/21/15)  
vs. Georgia Tech (1/7/17)
- Asst..... 3 (3 times) *latest:* vs. Grand Canyon (12/3/16)
- Blocks .... 4 vs. Eastern Kentucky (12/17/16)
- Steals ..... 4 vs. North Florida (11/21/15)
- FGM ..... 8 vs. North Florida (11/21/15)  
vs. Syracuse (2/26/17)
- FGA ..... 10 vs. North Florida (11/21/15)  
vs. Virginia (1/30/16)
- 3FGM ..... 1 vs. Duke (2/20/16)
- 3FGA ..... 1 (5 times) *latest:* vs. Baylor (11/25/16)
- FT ..... 5 vs. Duke (1/14/17)
- FTA..... 7 vs. Duke (1/14/17)

### 13 Ray Spalding Game-by-Game

Opponent	Date	GS	Min	FG	FGA	Pct	3-Point			Rebounds			Avg PF	FO	A	TO	Blk	Stl	Pts	Avg			
							FG	FGA	Pct	FT	FTA	Pct									Off	Def	Total
EVANSVILLE	11/11/16	15	1	4	.250	0	1	.000	0	0	.000	1	3	4	4.0	5	1	1	1	2	2.0		
WM. & MARY	11/14/16	16	5	6	.833	0	0	.000	0	1	.000	1	3	4	4.0	4	0	0	1	1	11	6.0	
LONG BEACH ST	11/17/16	21	4	6	.667	0	0	.000	2	4	.500	5	1	6	4.7	2	0	3	1	2	2	10	7.3
vs Old Dominion	11/23/16	15	2	3	.667	0	1	.000	1	2	.500	2	3	5	4.8	5	1	0	0	2	0	5	6.8
vs Wichita State	11/24/16	25	2	5	.400	0	0	.000	0	0	.000	3	6	9	5.6	3	0	1	1	2	0	4	6.2
vs Baylor	11/25/16	16	3	6	.500	0	1	.000	0	0	.000	2	2	4	5.3	1	0	0	0	0	0	6	6.2
PURDUE	11/30/16	26	5	5	1.000	0	0	.000	1	2	.500	1	8	9	5.9	3	0	1	2	1	0	11	6.9
at Grand Canyon	12/3/16	27	5	7	.714	0	0	.000	4	41	1.000	0	3	3	5.5	4	0	3	1	1	0	14	7.8
SO. ILLINOIS	12/7/16	17	3	3	1.000	0	0	.000	2	21	1.000	1	3	4	5.3	1	0	0	1	0	2	8	7.8
TEXAS SOUTHERN	12/10/16	6	0	0	.000	0	0	.000	2	21	1.000	0	0	0	4.8	5	1	0	1	0	0	2	7.2
EASTERN KY	12/17/16	23	4	7	.571	0	0	.000	0	2	.000	0	5	5	4.8	0	0	1	1	4	2	8	7.3
KENTUCKY	12/21/16	13	1	2	.500	0	0	.000	4	41	1.000	2	5	7	5.0	3	0	1	1	0	0	6	7.2
VIRGINIA	12/28/16	23	1	2	.500	0	0	.000	1	2	.500	2	4	6	5.1	1	0	1	2	0	0	3	6.8
vs Indiana	12/31/16	* 12	1	1	1.000	0	0	.000	0	0	.000	0	3	3	4.9	4	0	0	0	0	1	2	6.5
at Notre Dame	1/4/17	* 24	3	6	.500	0	0	.000	0	1	.000	3	7	10	5.3	4	0	0	4	1	0	6	6.5
at Georgia Tech	1/7/17	* 26	3	6	.500	0	0	.000	0	3	.000	4	8	12	5.7	3	0	1	0	2	2	6	6.4
PITTSBURGH	1/11/17	* 29	4	5	.800	0	0	.000	3	6	.500	4	4	8	5.8	3	0	1	3	1	0	11	6.7
DUKE	1/14/17	* 24	3	4	.750	0	0	.000	5	7	.714	0	2	2	5.6	4	0	1	2	0	1	11	6.9
CLEMSON	1/19/17	8	0	1	.000	0	0	.000	0	0	.000	0	3	3	5.5	4	0	1	1	1	0	0	6.6
at Florida State	1/21/17	23	1	4	.250	0	0	.000	0	2	.000	2	4	6	5.5	2	0	0	2	1	0	2	6.4
at Pittsburgh	1/24/17	19	1	2	.500	0	0	.000	0	2	.000	2	3	5	5.5	1	0	2	1	3	1	2	6.1
NC STATE	1/29/17	15	2	4	.500	0	0	.000	1	2	.500	2	4	6	5.5	2	0	2	1	1	0	5	6.1
at Boston College	2/4/17	18	0	2	.000	0	0	.000	3	4	.750	3	4	7	5.6	2	0	1	1	0	1	3	6.0
at Virginia	2/6/17	19	1	3	.333	0	0	.000	1	2	.500	2	3	5	5.5	1	0	0	0	0	0	3	5.8
MIAMI	2/11/17	13	0	1	.000	0	0	.000	0	0	.000	0	4	4	5.5	2	0	1	1	0	0	0	5.6
at Syracuse	2/13/17	16	0	2	.000	0	0	.000	1	2	.500	3	2	5	5.5	1	0	0	0	0	1	1	5.4
VIRGINIA TECH	2/18/17	9	2	4	.500	0	0	.000	1	11	1.000	4	1	5	5.4	1	0	0	0	2	1	5	5.4
at North Carolina	2/22/17	17	1	4	.250	0	0	.000	0	2	.000	2	2	4	5.4	3	0	0	2	0	2	2	5.3
SYRACUSE	2/26/17	* 28	8	9	.889	0	0	.000	2	6	.333	4	7	11	5.6	3	0	2	3	1	2	18	5.7
at Wake Forest	3/01/17	* 21	4	7	.571	0	0	.000	1	2	.500	3	5	8	5.7	3	0	0	1	2	0	9	5.8

### 13 Ray Spalding Statistics

Year	GP	GS	Min	Avg	FG	FGA	Pct	3FG	3FGA	Pct	FT	FTA	Pct	OReb	DReb	Reb	Avg	PF	FO	Ast	TO	Blk	Stl	Pts	Avg
2015-16	30	6	525	17.5	70	125	.560	1	3	.333	28	56	.500	50	80	130	4.3	66	0	16	27	20	28	169	5.6
2016-17	30	7	564	18.8	70	121	.579	0	3	.000	35	67	.522	58	112	170	5.7	80	3	24	35	29	20	175	5.8
TOTAL	60	13	1089	18.2	140	246	.569	1	6	.167	63	123	.512	108	192	300	5.0	146	3	40	62	49	48	344	5.7

# 14 Anas Mahmoud

**F/C 7-0 215 Jr. - 2L Cairo, Egypt (West Oaks Academy)**



- Pulled down his 200th career rebound against Syracuse on Feb. 26.
- Ranks second in the ACC and 35th in the nation in blocked shots (2.11 bpg). He is the Cardinals' leader in field goal percentage (.611).
- Totaled eight points, five rebounds, four blocked shots and two steals at North Carolina.
- Had his best outing in five games at Syracuse with 12 points, eight rebounds, three blocked shots and two steals. He had eight points, nine rebounds and a career-high four steals against the Orange in Louisville.
- Scored a career-high 17 points and pulled down a career-high 11 rebounds against Duke, registering his first career double-double.
- Has blocked a shot in 50 games over his career, blocking a shot in 25 of his 27 games played this season. He has blocked six shots in a game twice this season (vs. Wichita State, Notre Dame).
- Finished with a career-high four steals against Syracuse on Feb. 26
- Scored 14 points at Pitt, making all seven of his field goals.
- In his 13 starting assignments this season, Mahmoud has averaged 6.7 points, 3.8 rebounds, 1.8 blocked shots.
- Finished with 10 points, two assists and two steals while adding three blocked shots against Indiana, making his first start of the season.
- Returned to action against Eastern Kentucky after missing the three previous games with a concussion suffered against Purdue.
- Had eight points and eight rebounds vs. Long Beach State off the bench.
- Second on the team in blocked shots with 29 as a sophomore.

14 Anas Mahmoud	
Games With ...	Season Career
Double-Figure scoring.....	6 7
6 or more rebounds.....	4 9
4 or more assists.....	0 0
A blocked shot.....	25 50
A steal.....	15 26
A three-pointer.....	0 0
20+ points.....	0 0

- Scored a season-high 15 points at Georgia Tech as a sophomore, connecting on 6-of-9 from the field while pulling down four rebounds and dishing out two assists.
- Came to the United States in September 2013 for his senior year at West Oaks. He began playing basketball on club teams in Egypt when he was 12 and played later with Egyptian national teams.
- Speaks four languages: English, Arabic, French and German.
- Born May 5, 1995 ... Major is marketing.

## 14 Anas Mahmoud Season Highs

Points..... 17 vs. Duke (1/14)  
 Reb. .... 11 vs. Duke (1/14)  
 Asst..... 2 (5 times) *latest*: vs. Notre Dame (1/4)  
 Blocks .... 6 vs. Wichita State (11/24)  
                     vs. Notre Dame (1/4)  
 Steals ..... 4 vs. Syracuse (2/26)  
 FGM ..... 7 vs. Pittsburgh (1/24)  
 FGA ..... 9 vs. Duke (1/14)  
 3FGM ..... none  
 3FGA ..... none  
 FT ..... 5 vs. Duke (1/14)  
 FTA ..... 7 vs. Duke (1/14)

## 14 Anas Mahmoud Career Highs

Points..... 17 vs. Duke (1/14/17)  
 Reb. .... 11 vs. Duke (1/14/17)  
 Asst..... 3 vs. Wake Forest (1/4/15)  
                     vs. Virginia Tech (2/18/17)  
 Blocks .... 6 vs. Wichita State (11/24/16)  
                     vs. Notre Dame (1/4/17)  
 Steals ..... 4 vs. Syracuse (2/26/17)  
 FGM ..... 7 vs. Pittsburgh (1/24/17)  
 FGA ..... 9 vs. Georgia Tech (1/23/16)  
                     vs. Duke (1/14/17)  
 3FGM ..... none  
 3FGA ..... none  
 FT ..... 5 vs. Duke (1/14/17)  
 FTA ..... 7 vs. Duke (1/14/17)

### 14 Anas Mahmoud Game-by-Game

Opponent	Date	GS	Min	FG			3-Point			FT			Rebounds			Avg	PF	FO	A	TO	Blk	Stl	Pts	Avg
				FGA	Pct	FG	FGA	Pct	FT	FTA	Pct	Off	Def	Tot										
EVANSVILLE	11/11/16	17	5	5	1.000	0	0	.000	0	0	.000	1	4	5	5.0	2	0	1	3	1	10	10.0		
WM. & MARY	11/14/16	14	1	2	.500	0	0	.000	0	0	.000	2	1	3	4.0	4	0	1	1	1	2	2	6.0	
LONG BEACH ST	11/17/16	20	4	7	.571	0	0	.000	0	0	.000	3	5	8	5.3	2	0	1	1	2	0	6.7		
vs Old Dominion	11/23/16	16	1	3	.333	0	0	.000	0	0	.000	0	2	2	4.5	4	0	0	2	1	0	2	5.5	
vs Wichita State	11/24/16	31	1	1	1.000	0	0	.000	3	4	.750	2	3	5	4.6	2	0	1	3	6	0	5	5.4	
vs Baylor	11/25/16	14	1	1	1.000	0	0	.000	0	0	.000	0	0	0	3.8	3	0	2	0	1	1	2	4.8	
PURDUE	11/30/16	14	4	4	1.000	0	0	.000	1	2	.500	0	1	1	3.4	5	1	2	0	1	1	9	5.4	
at Grand Canyon	12/3/16	DNP (concussion)																						
SO. ILLINOIS	12/7/16	DNP (concussion)																						
TEXAS SOUTHERN	12/10/16	DNP (concussion)																						
EASTERN KY	12/17/16	16	3	5	.600	0	0	.000	0	1	.000	3	1	4	3.5	1	0	0	1	5	2	6	5.5	
KENTUCKY	12/21/16	16	0	1	.000	0	0	.000	0	0	.000	2	1	3	3.4	1	0	1	2	2	0	0	4.9	
VIRGINIA	12/28/16	25	2	5	.400	0	0	.000	3	5	.600	0	3	3	3.4	1	0	2	2	2	0	7	5.1	
vs Indiana	12/31/16	* 34	5	8	.625	0	0	.000	0	0	.000	0	2	2	3.3	4	0	2	1	3	2	10	5.5	
at Notre Dame	1/4/17	* 27	2	4	.500	0	0	.000	2	21	.000	4	0	4	3.3	4	0	2	0	6	1	6	5.6	
at Georgia Tech	1/7/17	* 22	5	6	.833	0	0	.000	0	2	.000	3	2	5	3.5	5	1	0	0	2	0	10	5.9	
PITTSBURGH	1/11/17	* 15	1	6	.167	0	0	.000	2	6	.333	1	4	5	3.6	5	1	0	2	2	2	4	5.8	
DUKE	1/14/17	* 26	6	9	.667	0	0	.000	5	7	.714	5	6	11	4.1	3	0	0	3	1	2	17	6.5	
CLEMSON	1/19/17	* 18	2	3	.667	0	0	.000	2	21	.000	4	1	5	4.1	0	0	0	2	1	0	6	6.5	
at Florida State	1/21/17	* 5	0	0	.000	0	0	.000	0	0	.000	0	0	0	3.9	4	0	0	0	0	0	0	6.1	
at Pittsburgh	1/24/17	* 16	7	7	1.000	0	0	.000	0	1	.000	1	2	3	3.8	3	0	0	2	2	14	6.6		
NC STATE	1/29/17	* 14	1	3	.333	0	0	.000	0	0	.000	0	2	2	3.7	4	0	1	1	1	0	2	6.3	
at Boston College	2/4/17	* 16	4	6	.667	0	0	.000	0	0	.000	0	3	3	3.7	1	0	0	1	3	0	8	6.4	
at Virginia	2/6/17	* 35	1	6	.167	0	0	.000	0	3	.000	0	1	1	3.6	2	0	0	0	2	1	2	6.2	
MIAMI	2/11/17	* 8	0	0	.000	0	0	.000	0	0	.000	0	2	2	3.5	0	0	0	3	0	0	0	5.9	
at Syracuse	2/13/17	24	4	6	.667	0	0	.000	4	6	.667	3	5	8	3.7	2	0	1	1	3	2	12	6.2	
VIRGINIA TECH	2/18/17	14	1	1	1.000	0	0	.000	0	0	.000	2	1	3	3.7	3	0	3	0	1	2	2	6.0	
at North Carolina	2/22/17	25	4	5	.800	0	0	.000	0	1	.000	3	2	5	3.7	2	0	1	1	4	2	8	6.1	
SYRACUSE	2/26/17	* 25	4	5	.800	0	0	.000	0	0	.000	3	6	9	3.9	4	0	2	2	1	4	8	6.2	
at Wake Forest	03/01/17	* 10	0	0	.000	0	0	.000	0	2	.000	0	3	3	3.9	4	0	0	1	1	0	0	5.9	

### 14 Anas Mahmoud Statistics


Year	GP	GS	Min	Avg	FG	FGA	Pct	3FG	3FGA	Pct	FT	FTA	Pct	OReb	DReb	Reb	Avg	PF	FO	Ast	TO	Blk	Stl	Pts	Avg
2014-15	30	2	236	7.9	13	25	.520	0	0	.000	9	12	.750	17	24	41	1.4	30	0	11	14	20	4	35	1.2
2015-16	22	2	288	13.1	29	62	.468	0	0	.000	13	33	.394	25	40	65	3.0	36	2	12	17	29	11	71	3.2
2016-17	27	14	517	19.1	69	109	.633	0	0	.000	22	44	.500	42	63	105	3.9	75	3	23	31	57	27	160	5.9
TOTAL	79	18	1041	13.2	111	196	.566	0	0	.000	44	89	.494	84	127	211	2.7	141	5	46	62	106	42	266	3.4



# 15 Tyler Sharpe

**G 6-1 185 Fr. - HS Mt. Washington, Ky. (Bullitt East HS)**

- Walk-on guard has played in seven of the Cardinals' 30 games.
- Scored his first collegiate points against Pittsburgh on Jan. 24.
- Averaged 19.5 points, 4.3 rebounds and 4.5 assists as a senior in 2015-16 as Bullitt East High School in Mt. Washington, Ky., posted a 27-6 record and reached the regional finals.
- Honored as the 2016 Sixth Region Player of the Year and a finalist for Kentucky's Mr. Basketball.
- Scored 1,606 career points for the Chargers and finished third on Bullitt East's all-time assists list.
- The left-handed guard made 86 three-point goals his senior year with a 34.8 percent accuracy. He set the Bullitt East career three-point record with 243.
- Born Jan. 14, 1998 ... Major is sport administration.



15 Tyler Sharpe		
Games With ...	Season	Career
Double-Figure scoring.....	0	0
6 or more rebounds.....	0	0
4 or more assists.....	0	0
A blocked shot.....	0	0
A steal.....	0	0
A three-pointer.....	0	0
20+ points.....	0	0

## 15 Tyler Sharpe Season/Career Highs

- Points..... 2 vs. Pittsburgh (1/24)
- Reb. .... 1 vs. Texas Southern (12/10)  
vs. Pittsburgh (1/24)
- Asst..... 1 vs. Eastern Kentucky (12/17)
- Blocks .... none
- Steals .... none
- FGM ..... 1 vs. Pittsburgh (1/24)
- FGA ..... 4 vs. Pittsburgh (1/24)
- 3FGM ..... none
- 3FGA ..... 2 vs. Pittsburgh (1/24)
- FT ..... none
- FTA..... none

### 15 Tyler Sharpe Game-by-Game

Opponent	Date	GS	Min	FG	FGA	3-Point			Rebounds			Avg	PF	FO	A	TO	Blk	Stl	Pts	Avg	
						Pct	FG	FGA	Pct	FT	FTA										Pct
EVANSVILLE	11/11/16	1	0	0	.000	0	0	.000	0	0	.000	0	0	0	0	0	0	0	0	0	0.0
WM. & MARY	11/14/16	DNP																			
LONG BEACH ST	11/17/16	1	0	1	.000	0	1	.000	0	0	.000	0	0	0	0	0	0	0	0	0	0.0
vs Old Dominion	11/23/16	DNP																			
vs Wichita State	11/24/16	DNP																			
vs Baylor	11/25/16	DNP																			
PURDUE	11/30/16	DNP																			
at Grand Canyon	12/3/16	DNP																			
SO. ILLINOIS	12/7/16	1	0	1	.000	0	1	.000	0	0	.000	0	0	0	0	0	0	0	0	0	0.0
TEXAS SOUTHERN	12/10/16	1	0	1	.000	0	1	.000	0	0	.000	1	0	1	0.3	0	0	0	0	0	0.0
EASTERN KY	12/17/16	1	0	0	.000	0	0	.000	0	0	.000	0	0	0	0.2	0	0	1	1	0	0.0
KENTUCKY	12/21/16	DNP																			
VIRGINIA	12/28/16	DNP																			
vs Indiana	12/31/16	DNP																			
at Notre Dame	1/4/17	DNP																			
at Georgia Tech	1/7/17	DNP																			
PITTSBURGH	1/11/17	DNP																			
DUKE	1/14/17	DNP																			
CLEMSON	1/19/17	1	0	1	.000	0	1	.000	0	0	.000	0	1	1	0.3	0	0	0	0	0	0.0
at Florida State	1/21/17	DNP																			
at Pittsburgh	1/24/17	5	1	4	.250	0	2	.000	0	0	.000	0	1	1	0.4	1	0	0	0	0	0.3
NC STATE	1/29/17	DNP																			
at Boston College	2/4/17	DNP																			
at Virginia	2/6/17	DNP																			
MIAMI	2/11/17	DNP																			
at Syracuse	2/13/17	DNP																			
VIRGINIA TECH	2/18/17	DNP																			
at North Carolina	2/22/17	DNP																			
SYRACUSE	2/26/17	DNP																			
at Wake Forest	3/01/17	DNP																			

### 15 Tyler Sharpe Statistics

Year	GP	GS	Min	Avg	FG	FGA	Pct	3FG	3FGA	Pct	FT	FTA	Pct	OReb	DReb	Reb	Avg	PF	FO	Ast	TO	Blk	Stl	Pts	Avg
2016-17	7	0	11	1.6	1	8	.125	0	6	.000	0	0	.000	1	2	3	0.4	1	0	1	1	0	0	2	0.3
TOTAL	7	0	11	1.6	1	8	.125	0	6	.000	0	0	.000	1	2	3	0.4	1	0	1	1	0	0	2	0.3

## 22 Deng Adel

**F 6-7 200 So. - 1L Melbourne, Australia (Victory Rock Prep)**



- Primary starter at small forward for the Cardinals.
- Aside from missing the Cardinals' Feb. 6 game at Virginia for breaking curfew, Adel has scored in double figures in nine of his last 11 games. He has averaged 14 points over his last 11 games while shooting 45.5 percent from the field (56-of-123).

- Scored a career-high 22 points against Wake Forest, while pulling down five rebounds and dishing out three assists. He also finished with 19 points against Boston College, while connecting on 3-of-4 three-pointers to match his career-high.

- Suffered a concussion in the first half against Georgia Tech. He recovered well and contributed 15 points and six rebounds in his next game vs. Pitt.

- Scored 17 points against Indiana, adding four rebounds and four assists.

- Scored 18 points while pulling down six rebounds and dishing out two assists against Kentucky. He connected on 6-of-6 from the foul line. Also scored 18 points against Clemson and Miami.

- Recorded his first career double-double with 12 points and a career-high 12 rebounds against Southern Illinois.

- Scored 11 of his game-high 15 points in the second half at Grand Canyon.

- Opened his freshman season as the starter at small forward in the first two games before an injury sidelined him for a month. He started the last five games, averaging 7.2 points and 3.2 rebounds per game.

- Top effort as a freshman was in totaling season highs with 13 points, seven rebounds, four assists and 34 minutes against Boston College.

- One of four players on the Cardinals' roster with international ties.

### 22 Deng Adel

Games With ...	Season	Career
Double-Figure scoring	19	22
6 or more rebounds	9	11
4 or more assists	3	4
A blocked shot	8	9
A steal	15	18
A three-pointer	19	24
20+ points	1	1

- Has a 7-0 wingspan.
- Was born in Sudan, Africa and moved to Australia as a child, following a similar path as teammate Mangok Mathiang.
- Born Aug. 7, 1996 ... Major is communication.

### 22 Deng Adel Season Highs

Points..... 22 vs. Wake Forest (3/1)  
 Reb. .... 12 vs. Southern Illinois (12/7)  
 Asst..... 5 vs. William & Mary (11/14)  
 Blocks.... 3 vs. Texas Southern (12/10)  
 Steals..... 4 vs. William & Mary (11/14)  
 FGM ..... 9 vs. Wake Forest (3/1)  
 FGA ..... 16 vs. Grand Canyon (12/3)  
                   vs. Wake Forest (3/1)  
 3FGM ..... 4 vs. Miami (2/11)  
 3FGA ..... 10 vs. Miami (2/11)  
 FT..... 7 vs. William & Mary (11/14)  
                   vs. Syracuse (2/26)  
 FTA..... 9 vs. Syracuse (2/26)

### 22 Deng Adel Career Highs

Points..... 22 vs. Wake Forest (3/1/17)  
 Reb. .... 12 vs. Southern Illinois (12/7/16)  
 Asst..... 5 vs. William & Mary (11/14/16)  
 Blocks.... 3 vs. Texas Southern (12/10/16)  
 Steals..... 4 vs. William & Mary (11/14/16)  
 FGM ..... 9 vs. Wake Forest (3/1/17)  
 FGA ..... 16 vs. Grand Canyon (12/3/16)  
                   vs. Wake Forest (3/1/17)  
 3FGM ..... 4 vs. Miami (2/11/17)  
 3FGA ..... 10 vs. Miami (2/11/17)  
 FT..... 7 vs. William & Mary (11/14/16)  
                   vs. Syracuse (2/26/17)  
 FTA..... 9 vs. Syracuse (2/26/17)

### 22 Deng Adel Game-by-Game

Opponent	Date	GS	Min	FG			3-Point			FT			Rebounds			PF	FO	A	TO	Blk	Stl	Pts	Avg	
				FGA	Pct	FGA	Pct	FGA	Pct	Off	Def	Tot												
EVANSVILLE	11/11/16	*	23	1	8	.125	0	3	.000	4	5	.800	1	4	5	5.0	0	2	1	0	1	6	6.0	
WM. & MARY	11/14/16	*	27	4	9	.444	1	5	.200	7	71.000	1	4	5	5.0	1	0	5	0	0	4	16	11.0	
LONG BEACH ST	11/17/16	*	24	5	9	.556	1	2	.500	0	0	.000	0	3	3	4.3	1	0	3	0	1	0	11.0	
vs Old Dominion	11/23/16	*	40	2	13	.154	1	3	.333	0	1	.000	0	2	2	3.8	2	0	3	1	0	2	9.5	
vs Wichita State	11/24/16	*	21	3	6	.500	3	4	.750	2	21.000	0	2	2	3.4	5	1	1	1	0	0	11	9.8	
vs Baylor	11/25/16	*	30	1	9	.111	0	2	.000	2	21.000	1	4	5	3.7	4	0	1	1	0	1	4	8.8	
PURDUE	11/30/16	*	31	3	7	.429	2	4	.500	1	2	.500	1	4	5	3.9	1	0	2	3	0	1	9	8.9
at Grand Canyon	12/3/16	*	29	7	16	.438	1	5	.200	0	0	.000	2	1	3	3.8	3	0	0	1	0	1	15	9.6
SO. ILLINOIS	12/7/16	*	26	6	12	.500	0	2	.000	0	1	.000	2	10	12	4.7	2	0	2	1	0	0	12	9.9
TEXAS SOUTHERN	12/10/16	*	33	4	10	.400	2	5	.400	1	2	.500	2	4	6	4.8	1	0	1	2	3	0	11	10.0
EASTERN KY	12/17/16	*	26	2	8	.250	0	3	.000	3	31.000	0	3	3	4.6	1	0	3	2	1	1	7	9.7	
KENTUCKY	12/21/16	*	37	5	10	.500	2	3	.667	6	61.000	1	5	6	4.8	4	0	2	1	0	1	18	10.4	
VIRGINIA	12/28/16	*	27	3	9	.333	0	4	.000	2	3	.667	0	2	2	4.5	0	1	1	1	0	1	8	10.2
vs Indiana	12/31/16	*	32	5	10	.500	3	6	.500	4	41.000	0	4	4	4.5	3	0	4	0	1	0	17	10.7	
at Notre Dame	1/4/17	*	28	4	13	.308	1	6	.167	1	2	.500	2	2	4	4.5	4	0	2	2	0	0	10	10.7
at Georgia Tech	1/7/17	*	12	2	7	.286	2	3	.667	0	0	.000	2	1	3	4.4	0	0	0	0	1	0	6	10.4
PITTSBURGH	1/11/17	*	32	5	8	.625	0	2	.000	5	7	.714	0	6	6	4.5	1	0	1	4	0	0	15	10.6
DUKE	1/14/17	*	19	2	7	.286	0	2	.000	2	3	.667	0	1	1	4.3	4	0	1	4	0	0	6	10.4
CLEMSON	1/19/17	*	34	6	9	.667	3	5	.600	3	4	.750	0	6	6	4.4	0	0	2	2	0	0	18	10.8
at Florida State	1/21/17	*	36	4	13	.308	0	3	.000	4	6	.667	0	6	6	4.5	0	0	2	1	0	1	12	10.9
at Pittsburgh	1/24/17	*	22	4	5	.800	1	11.000	1	11.000	1	5	6	4.5	1	0	3	1	0	1	10	10.8		
NC STATE	1/29/17	*	30	4	11	.364	2	5	.400	0	0	.000	0	3	3	4.5	1	0	3	2	0	0	10	10.8
at Boston College	2/4/17	*	34	7	10	.700	3	4	.750	2	21.000	1	1	2	4.3	0	0	0	2	2	0	0	19	11.1
at Virginia	2/6/17	DNP (curfew violation)																						
MIAMI	2/11/17		36	6	14	.429	4	10	.400	2	3	.667	2	3	5	4.4	0	0	3	0	1	0	18	11.4
at Syracuse	2/13/17	*	38	3	10	.300	2	6	.333	3	6	.500	0	7	7	4.5	1	0	2	5	0	1	11	11.4
VIRGINIA TECH	2/18/17	*	36	4	13	.308	1	4	.250	0	1	.000	1	3	4	4.5	2	0	2	0	0	1	9	11.3
at North Carolina	2/22/17	*	28	4	13	.308	0	3	.000	0	1	.000	0	6	6	4.5	4	0	3	3	1	1	8	11.2
SYRACUSE	2/26/17		23	5	9	.556	0	1	.000	7	9	.778	1	2	3	4.5	2	0	2	2	0	0	17	11.4
at Wake Forest	03/01/17	*	40	9	16	.563	1	3	.333	3	31.000	1	4	5	4.5	4	0	3	1	0	1	22	11.8	

### 22 Deng Adel Statistics

Year	GP	GS	Min	Avg	FG	FGA	Pct	3FG	3FGA	Pct	FT	FTA	Pct	OReb	DReb	Reb	Avg	PF	FO	Ast	TO	Blk	Stl	Pts	Avg
2015-16	22	8	267	12.1	31	68	.456	7	20	.350	20	27	.741	10	36	46	2.1	23	0	14	26	1	6	89	4.0
2016-17	29	26	854	29.4	120	294	.408	36	109	.330	65	86	.756	22	108	130	4.5	52	1	62	41	11	19	341	11.8
TOTAL	51	34	1121	22.0	151	362	.417	43	129	.333	85	113	.752	32	144	176	3.5	75	1	76	67	12	25	430	8.4

## 23 David Levitch

**G 6-3 180 Sr. - 3L Goshen, Ky. (North Oldham HS)**



23 David Levitch	
Games With ...	Season Career
Double-Figure scoring.....	0 0
6 or more rebounds.....	0 0
4 or more assists.....	0 0
A blocked shot.....	0 0
A steal.....	8 16
A three-pointer.....	10 22
20+ points.....	0 0

- Last name is pronounced LEV-itch.
- Has played in all but two games this season, playing a season-high 24 minutes against NC State for his first of three starting nods this season. He contributed six points and three assists in the game.
- Tied a career-high with three assists in a four game stretch and has totaled 16 assists with just four turnovers over the last 10 games.
- Tied a career-high with nine points at Florida State while dishing out a career-high matching three assists with three rebounds.
- Graduated with a bachelor's degree in sport administration on Dec. 15 and is taking graduate classes this spring semester.
- Scored nine points in 15 minutes in UofL's exhibition win over Bellarmine.
- Pitino has confidence in putting the senior in the game in most any situation.
- A walk-on for this first two seasons and his senior year, he earned a scholarship for his junior year.
- Saw action in 18 games as a junior, scoring in 10.
- Scored a career-high nine points vs. Cal State Northridge during his sophomore year, connecting on a career-best three three-pointers.
- Scored nearly 2,000 career points at North Oldham High School while burying 220 three-point goals in four years.
- His father David played college basketball at Centre College.
- Born Sept. 28, 1994 ... Major is sport administration.

## 23 David Levitch Season Highs

- Points..... 9 vs. Florida State (1/21)
- Reb..... 4 vs. Old Dominion (11/23)
- Asst..... 3 (4 times) latest: vs. Boston College (2/4)
- Blocks..... none
- Steals..... 2 vs. Grand Canyon (12/3)
- FGM..... 3 vs. Florida State (1/21)
- FGA..... 7 vs. Boston College (2/4)
- 3FGM..... 2 (3 times) latest: vs. NC State (1/29)
- 3FGA..... 5 vs. NC State (1/29)
- FT..... 2 vs. Florida State (1/21)
- FTA..... 3 vs. William & Mary (11/14)  
vs. Texas Southern (12/10)

## 23 David Levitch Career Highs

- Points..... 9 (3 times) *latest:* vs. Florida State (1/21/17)
- Reb..... 4 vs. Old Dominion (11/23/16)
- Asst..... 3 (4 times) *latest:* vs. Boston College (2/4/17)
- Blocks..... none
- Steals..... 2 (4 times) *latest:* vs. NC State (1/29/17)
- FGM..... 3 (4 times) *latest:* vs. Florida State (1/21/17)
- FGA..... 7 vs. Boston College (2/4/17)
- 3FGM..... 3 vs. Cal State Northridge (12/23/14)
- 3FGA..... 5 vs. NC State (1/29/17)
- FT..... 4 vs. Utah Valley (12/23/15)
- FTA..... 4 (4 times) *latest:* Utah Valley (12/23/15)

### 23 David Levitch Game-by-Game

Opponent	Date	GS	Min	3-Point				Rebounds			Avg	PF	FO	A	TO	Blk	Stl	Pts	Avg				
				FG	FGA	Pct	FG	FGA	Pct	FT										FTA	Pct	Off	Def
EVANSVILLE	11/11/16	12	0	2	.000	0	0	.000	0	0	.000	0	3	3	3.0	0	0	2	0	0	0.0		
WM. & MARY	11/14/16	4	0	2	.000	0	1	.000	1	3	.333	1	0	1	2.0	0	0	0	0	0	1	0.5	
LONG BEACH ST	11/17/16	9	2	3	.667	2	21	1.000	0	0	.000	1	0	1	1.7	0	0	0	0	1	6	2.3	
vs Old Dominion	11/23/16	7	1	2	.500	1	2	.500	0	0	.000	1	3	4	2.3	0	0	0	0	1	3	2.5	
vs Wichita State	11/24/16	8	1	1	1.000	0	0	.000	0	0	.000	0	0	0	1.8	0	0	2	0	0	2	2.4	
vs Baylor	11/25/16	7	1	1	1.000	0	0	.000	0	0	.000	0	1	1	1.7	1	0	0	0	0	2	2.3	
PURDUE	11/30/16	5	1	1	1.000	0	0	.000	0	0	.000	0	0	0	1.4	0	0	0	0	0	2	2.3	
at Grand Canyon	12/3/16	14	0	1	.000	0	1	.000	0	0	.000	0	2	2	1.5	0	0	2	0	2	0	2.0	
SO. ILLINOIS	12/7/16	6	1	2	.500	0	0	.000	0	0	.000	0	0	0	1.3	3	0	0	0	0	2	2.0	
TEXAS SOUTHERN	12/10/16	13	1	3	.333	1	2	.500	1	3	.333	2	1	3	1.5	0	0	1	0	1	4	2.2	
EASTERN KY	12/17/16	9	2	3	.667	2	3	.667	0	0	.000	0	0	0	1.4	1	0	2	1	0	6	2.5	
KENTUCKY	12/21/16	12	0	2	.000	0	0	.000	0	2	.000	1	0	1	1.3	1	0	0	0	0	0	2.3	
VIRGINIA	12/28/16	DNP																					
vs Indiana	12/31/16	2	0	0	.000	0	0	.000	0	0	.000	0	0	0	1.2	1	0	0	0	0	0	2.2	
at Notre Dame	1/4/17	5	0	0	.000	0	0	.000	0	0	.000	0	0	0	1.1	0	0	1	0	0	0	2.0	
at Georgia Tech	1/7/17	13	0	1	.000	0	1	.000	0	0	.000	1	1	2	1.2	2	0	1	0	0	1	1.9	
PITTSBURGH	1/11/17	10	1	1	1.000	1	11	1.000	2	21	1.000	0	1	1	1.2	0	0	1	0	0	5	2.1	
DUKE	1/14/17	3	0	0	.000	0	0	.000	0	0	.000	0	0	0	1.1	2	0	0	0	0	0	1.9	
CLEMSON	1/19/17	17	1	3	.333	1	2	.500	0	0	.000	1	0	1	1.1	2	0	0	1	0	3	2.0	
at Florida State	1/21/17	23	3	4	.750	1	2	.500	2	21	1.000	1	2	3	1.2	4	0	3	0	0	9	2.4	
at Pittsburgh	1/24/17	14	0	2	.000	0	2	.000	0	0	.000	0	3	3	1.3	1	0	3	1	0	0	2.3	
NC STATE	1/29/17	* 24	2	5	.400	2	5	.400	0	0	.000	1	0	1	1.3	3	0	3	0	0	2	6	2.4
at Boston College	2/4/17	* 22	1	7	.143	1	4	.250	0	0	.000	0	2	2	1.3	2	0	3	1	0	0	3	2.5
at Virginia	2/6/17	* 23	1	2	.500	1	2	.500	0	0	.000	0	2	2	1.3	4	0	2	0	0	0	3	2.5
MIAMI	2/11/17	4	1	3	.333	0	2	.000	0	0	.000	0	2	2	1.4	1	0	0	0	0	2	2.5	
at Syracuse	2/13/17	6	0	1	.000	0	1	.000	0	1	.000	0	0	0	1.3	0	0	0	0	1	0	2.4	
VIRGINIA TECH	2/18/17	3	0	1	.000	0	0	.000	0	0	.000	0	0	0	1.3	1	0	1	0	0	0	2.3	
at North Carolina	2/22/17	DNP																					
SYRACUSE	2/26/17	8	0	0	.000	0	0	.000	0	0	.000	0	1	1	1.3	0	0	0	1	0	0	2.2	
at Wake Forest	03/01/17	3	0	0	.000	0	0	.000	0	0	.000	0	0	0	1.2	1	0	1	1	0	0	2.1	

### 23 David Levitch Statistics

Year	GP	GS	Min	Avg	FG	FGA	Pct	3FG	3FGA	Pct	FT	FTA	Pct	OReb	DReb	Reb	Avg	PF	FO	Ast	TO	Blk	Stl	Pts	Avg
2013-14	18	0	47	2.6	4	15	.267	3	8	.375	5	8	.625	0	6	6	0.3	7	0	3	3	0	1	16	0.9
2014-15	21	1	101	4.8	4	15	.267	4	10	.400	12	17	.706	4	2	6	0.3	13	0	6	5	0	4	24	1.1
2015-16	18	0	127	7.1	13	20	.650	8	12	.667	8	11	.727	4	8	12	0.7	10	0	9	5	0	5	42	2.3
2016-17	28	3	286	10.2	20	53	.377	13	33	.394	6	13	.462	10	24	34	1.2	30	0	28	6	0	10	59	2.1
TOTAL	85	4	561	6.6	41	103	.398	28	63	.444	31	49	.633	18	40	58	0.7	60	0	46	19	0	20	141	1.7



# 30 Ryan McMahon

**G 6-0 170 Fr. - RS Sarasota, Fla. (Cardinal Mooney HS)**

■ Redshirted during the 2015-16 season, he is the best long-range shooter for the Cardinals.

■ Scored seven points in overtime at Syracuse, including the first five points of the period and the final two game-clinching free throws. He followed that performance hitting 3-of-4 three-pointers against Virginia Tech.

■ Scored a career-high 15 points against Pittsburgh, connecting on a career-best 5-of-7 from the arc. Also tied his career-high with five assists.

■ Buried a pair of three-pointers against No. 15 Purdue.


■ Quality 15 minutes against Long Beach State with six points, five assists and three rebounds, connecting on both of his three-point attempts.

■ Averaged 26.4 points, 3.3 assists, 3.0 rebounds and 2.5 steals as a senior in 2014-15 in leading Cardinal Mooney to a 26-4 record and the state final four for the first time in school history. He made 51 percent of his three-pointers (127 of 249) and 83 percent at the free throw line.

■ Honored as the 2015 Florida Class 3A Player of the Year, he was third in the 2015 voting for Florida Mr. Basketball

■ His father Dave played basketball at Valparaiso, his mother Kim played volleyball and his sister played volleyball at Jacksonville.

■ Born Sept. 22, 1996 ...Major is finance.



### 30 Ryan McMahon

Games With ...	Season	Career
Double-Figure scoring.....	1	1
6 or more rebounds.....	0	0
4 or more assists.....	2	2
A blocked shot.....	2	2
A steal.....	5	5
A three-pointer.....	10	10
20+ points.....	0	0

### 30 Ryan McMahon Season/Career Highs

- Points..... 15 vs. Pittsburgh (1/24)
- Reb. .... 3 vs. Long Beach St. (11/17)
- Asst..... 5 vs. Long Beach St. (11/17)  
vs. Pittsburgh (1/24)
- Blocks .... 1 vs. Long Beach St. (11/17)  
vs. Eastern Kentucky (12/17)
- Steals ..... 2 vs. Virginia (2/6)
- FGM ..... 5 vs. Pittsburgh (1/24)
- FGA ..... 8 vs. Pittsburgh (1/24)
- 3FGM ..... 5 vs. Pittsburgh (1/24)
- 3FGA ..... 7 vs. Pittsburgh (1/24)
- FT ..... 2 (6 times) *latest*: vs. Syracuse (2/13)
- FTA ..... 3 vs. Notre Dame (1/4)  
vs. Syracuse (2/13)

### 30 Ryan McMahon Game-by-Game

Opponent	Date	GS	Min	FG	FGA	Pct	3-Point		FT	FTA	Pct	Rebounds			Avg	PF	FO	A	TO	Blk	Stl	Pts	Avg
							FG	FGA				Off	Def	Tot									
EVANSVILLE	11/11/16	6	0	2	.000	0	1	.000	0	0	.000	0	0	0	0.0	3	0	0	0	0	0	0.0	
WM. & MARY	11/14/16	5	0	1	.000	0	1	.000	0	0	.000	0	0	0	0.0	0	0	3	0	0	0	0.0	
LONG BEACH ST	11/17/16	15	2	2	1.000	2	21	1.000	0	0	.000	0	3	3	1.0	3	0	5	1	1	1	6	2.0
vs Old Dominion	11/23/16	2	0	0	.000	0	0	.000	0	0	.000	0	0	0	0.8	0	0	0	0	0	0	0	1.5
vs Wichita State	11/24/16	2	0	1	.000	0	1	.000	0	0	.000	0	1	1	0.8	0	0	0	1	0	0	0	1.2
vs Baylor	11/25/16	1	0	1	.000	0	1	.000	2	21	1.000	0	0	0	0.7	0	0	0	0	0	0	2	1.3
PURDUE	11/30/16	9	2	2	1.000	2	21	1.000	0	0	.000	0	1	1	0.7	1	0	1	0	0	1	6	2.0
at Grand Canyon	12/3/16	4	0	1	.000	0	1	.000	0	0	.000	0	0	0	0.6	1	0	0	0	0	0	0	1.8
SO. ILLINOIS	12/7/16	10	0	3	.000	0	3	.000	0	0	.000	0	0	0	0.6	1	0	1	0	0	0	0	1.6
TEXAS SOUTHERN	12/10/16	10	2	6	.333	2	5	.400	2	21	1.000	0	1	1	0.6	2	0	0	0	0	0	8	2.2
EASTERN KY	12/17/16	9	1	2	.500	1	2	.500	0	0	.000	0	1	1	0.6	1	0	0	1	1	0	3	2.3
KENTUCKY	12/21/16	DNP																					
VIRGINIA	12/28/16	2	0	0	.000	0	0	.000	2	21	1.000	0	0	0	0.6	1	0	0	1	0	0	2	2.3
vs Indiana	12/31/16	DNP																					
at Notre Dame	1/4/17	5	1	3	.333	1	3	.333	2	3	.667	0	1	1	0.6	0	0	0	0	0	0	5	2.5
at Georgia Tech	1/7/17	2	0	0	.000	0	0	.000	0	0	.000	0	0	0	0.6	1	0	0	1	0	0	0	2.3
PITTSBURGH	1/11/17	1	0	1	.000	0	0	.000	0	0	.000	0	0	0	0.5	0	0	0	0	0	0	0	2.1
DUKE	1/14/17	DNP																					
CLEMSON	1/19/17	2	0	0	.000	0	0	.000	0	0	.000	0	0	0	0.5	0	0	0	0	0	0	0	2.0
at Florida State	1/21/17	4	0	2	.000	0	2	.000	0	0	.000	0	0	0	0.5	1	0	0	0	0	0	0	1.9
at Pittsburgh	1/24/17	15	5	8	.625	5	7	.714	0	0	.000	0	0	0	0.4	1	0	5	1	0	1	15	2.6
NC STATE	1/29/17	11	1	3	.333	1	3	.333	2	21	1.000	0	0	0	0.4	3	0	1	0	0	1	5	2.7
at Boston College	2/4/17	9	0	1	.000	0	1	.000	0	0	.000	0	1	1	0.5	4	0	0	0	0	0	0	2.6
at Virginia	2/6/17	19	1	6	.167	1	5	.200	0	0	.000	1	0	1	0.5	1	0	1	1	0	2	3	2.6
MIAMI	2/11/17	4	0	1	.000	0	1	.000	0	0	.000	0	0	0	0.5	2	0	0	0	0	0	0	2.5
at Syracuse	2/13/17	5	2	3	.667	1	2	.500	2	3	.667	1	0	1	0.5	0	0	0	0	0	0	7	2.7
VIRGINIA TECH	2/18/17	9	3	6	.500	3	4	.750	0	0	.000	0	1	1	0.5	1	0	0	0	0	0	9	3.0
at North Carolina	2/22/17	5	0	2	.000	0	2	.000	0	0	.000	0	1	1	0.5	2	0	0	1	0	0	0	2.8
SYRACUSE	2/26/17	8	0	2	.000	0	2	.000	0	0	.000	0	1	1	0.5	1	0	0	1	0	0	0	2.7
at Wake Forest	3/01/17	2	0	1	.000	0	1	.000	0	0	.000	0	0	0	0.5	0	0	0	1	0	0	0	2.6

### 30 Ryan McMahon Statistics

Year	GP	GS	Min	Avg	FG	FGA	Pct	3FG	3FGA	Pct	FT	FTA	Pct	OReb	DReb	Reb	Avg	PF	FO	Ast	TO	Blk	Stl	Pts	Avg
2016-17	27	0	176	6.5	20	60	.333	19	52	.365	12	14	.857	2	12	14	0.5	30	0	17	10	2	6	71	2.6
TOTAL	27	0	176	6.5	20	60	.333	19	52	.365	12	14	.857	2	12	14	0.5	30	0	17	10	2	6	71	2.6

# 45 Donovan Mitchell

**G 6-3 195 So. - 1L Greenwich, Conn. (Brewster Academy)**



■ Primary starter at shooting guard for the Cardinals. His scoring jump from 7.8 points per game as a freshman to 15.8 ppg this season is the fifth most improved among ACC players this season.

■ In his last 17 games, he has averaged 19.1 points, 3.2 assists and 2.1 steals (52-of-124 threes, .419). He has scored at least 15 points in 15 of the last 17 games, including eight with 20 or more.

■ Named ACC and NCAA.com Player of the Week for games Jan. 23-29 when he averaged 28.5 points, five rebounds, four assists and shot 60 percent from the field, including 67 percent from the three-point line (12-of-18). He scored a career-high 29 points and 28 points against NC State.

■ Scored his 700th career point against Wake Forest.

■ Scored a career-high 29 points against Pittsburgh, while knocking down a career-best 6-of-8 from behind the arc and 5-of-6 from the foul line.

■ Totaled 28 points, a career-high matching eight rebounds, five assists and two steals against NC State.

■ Handed out a season-high matching five assists at Notre Dame while scoring 20 points and grabbing five steals, the second-most of his career for both.

■ Leads the ACC and ranks 17th in the nation in steals. His 64 steals in 30 games are more than double his freshman year total.

■ Leading scorer in UofL's balanced lineup (15.8 ppg), he has scored at least six points in every game this season.

■ Blocked four shots vs. William & Mary, one more than his entire freshman year. He added nine points, five rebounds and three assists in the game.

45 Donovan Mitchell		
Games With ...	Season	Career
Double-Figure scoring	22	35
6 or more rebounds	7	14
4 or more assists	8	10
A blocked shot	9	12
A steal	28	43
A three-pointer	27	41
20+ points	8	8

Donovan Mitchell		
	1st 13 G	L 17 G
Points	11.5	19.1
Rebounds	5.3	4.2
Assists	2.1	3.2
Total Steals	28	36
Total 3's	21	52
3-Point Pct.	.288	.419
FG Pct.	.357	.463

## 45 Donovan Mitchell Game-by-Game

Opponent	Date	GS	Min	FG			3-Point			FT			Rebounds			Avg PF	FO	A	TO	Blk	Stl	Pts	Avg	
				FGA	Pct	FGA	Pct	FTA	Pct	Off	Def	Tot												
EVANSVILLE	11/11/16	*	26	6	11	.545	2	6	.333	1	2	.500	2	3	5	5.0	0	0	3	3	0	4	15	5.0
WM. & MARY	11/14/16	*	29	4	10	.400	1	5	.200	0	0	.000	1	4	5	5.0	3	0	3	2	4	1	9	12.0
LONG BEACH ST	11/17/16	*	27	3	10	.300	2	5	.400	0	0	.000	2	4	6	5.3	0	0	1	2	1	2	8	10.7
vs Old Dominion	11/23/16	*	40	4	16	.250	3	6	.500	4	5	.800	3	4	7	5.8	3	0	2	2	0	7	15	11.8
vs Wichita State	11/24/16	*	35	5	13	.385	2	8	.250	2	3	.667	1	7	8	6.2	1	0	5	1	0	3	14	12.2
vs Baylor	11/25/16	*	36	6	11	.545	2	5	.400	3	4	.750	2	6	8	6.5	3	0	4	4	0	1	17	13.0
PURDUE	11/30/16	*	22	3	9	.333	0	3	.000	2	21	0.000	1	4	5	6.3	4	0	1	2	1	1	8	12.3
at Grand Canyon	12/3/16	*	26	4	9	.444	1	3	.333	0	0	.000	1	3	4	6.0	0	0	1	1	1	1	9	11.9
SO. ILLINOIS	12/7/16	*	26	2	8	.250	1	5	.200	2	4	.500	0	3	3	5.7	0	0	3	1	1	2	7	11.3
TEXAS SOUTHERN	12/10/16	*	27	4	14	.286	2	9	.222	2	21	0.000	3	2	5	5.6	2	0	3	0	0	4	12	11.4
EASTERN KY	12/17/16	*	19	4	9	.444	2	7	.286	5	51	0.000	1	6	7	5.7	3	0	0	2	0	1	15	11.7
KENTUCKY	12/21/16	*	28	3	12	.250	2	5	.400	5	7	.714	0	4	4	5.6	3	0	1	4	0	0	13	11.8
VIRGINIA	12/28/16	*	36	3	11	.273	1	6	.167	0	0	.000	0	2	2	5.3	4	0	0	1	0	1	7	11.5
vs Indiana	12/31/16	*	33	8	15	.533	4	8	.500	5	6	.833	1	2	3	5.1	2	0	3	1	0	1	25	12.4
at Notre Dame	1/4/17	*	39	7	20	.350	2	10	.200	4	41	0.000	0	4	4	5.1	0	0	5	1	0	5	20	12.9
at Georgia Tech	1/7/17	*	36	6	15	.400	5	7	.714	3	5	.600	0	3	3	4.9	1	0	4	1	3	1	20	13.4
PITTSBURGH	1/11/17	*	32	4	13	.308	2	7	.286	5	6	.833	2	6	8	5.1	4	0	3	2	0	3	15	13.5
DUKE	1/14/17	*	36	6	12	.500	3	5	.600	0	1	.000	0	5	5	5.1	4	0	3	1	0	1	15	13.6
CLEMSON	1/19/17	*	31	8	15	.533	2	7	.286	0	0	.000	0	4	4	5.1	3	0	4	2	0	3	18	13.8
at Florida State	1/21/17	*	20	2	10	.200	0	3	.000	2	21	0.000	1	2	3	5.0	4	0	0	2	1	0	6	13.4
at Pittsburgh	1/24/17	*	25	9	13	.692	6	8	.750	5	6	.833	1	1	2	4.8	1	0	3	3	0	1	29	14.1
NC STATE	1/29/17	*	37	9	17	.529	6	10	.600	4	41	0.000	2	6	8	5.0	3	0	5	2	0	2	28	14.8
at Boston College	2/4/17	*	32	7	10	.700	2	4	.500	3	31	0.000	0	3	3	4.9	4	0	3	1	0	4	19	15.0
at Virginia	2/6/17	*	38	6	17	.353	0	5	.000	4	41	0.000	1	3	4	4.8	1	0	3	2	0	4	16	15.0
MIAMI	2/11/17	*	38	6	17	.353	3	9	.333	3	5	.600	1	1	2	4.7	4	0	4	1	1	1	18	15.1
at Syracuse	2/13/17	*	36	6	13	.462	2	7	.286	2	3	.667	2	2	4	4.7	5	1	3	3	0	3	16	15.2
VIRGINIA TECH	2/18/17	*	38	8	13	.615	5	7	.714	5	6	.833	1	4	5	4.7	3	0	2	0	0	1	26	15.6
at North Carolina	2/22/17	*	38	8	15	.533	3	9	.333	2	21	0.000	0	4	4	4.7	2	0	3	3	1	1	21	15.8
SYRACUSE	2/26/17	*	34	9	16	.563	6	10	.600	1	2	.500	2	3	5	4.7	4	0	4	2	0	2	25	16.1
at Wake Forest	03/01/17	*	30	2	9	.222	1	8	.125	2	21	0.000	0	4	4	4.7	5	1	3	1	0	3	7	15.8

## 45 Donovan Mitchell Statistics

Year	GP	GS	Min	Avg	FG	FGA	Pct	3FG	3FGA	Pct	FT	FTA	Pct	OReb	DReb	Reb	Avg	PF	FO	Ast	TO	Blk	Stl	Pts	Avg
2015-16	31	5	591	19.1	84	190	.442	18	72	.250	43	57	.754	34	70	104	3.4	78	2	52	30	3	25	229	7.4
2016-17	30	29	950	31.7	162	383	.423	73	197	.371	76	95	.800	31	109	140	4.7	76	2	82	53	14	64	473	15.8
TOTAL	61	34	1541	25.3	246	573	.429	91	269	.338	119	152	.783	65	179	244	4.0	154	4	134	83	17	89	702	11.5

■ Trimmed 15 pounds and significantly improved his shot in the offseason.

■ Played at least 10 minutes in every game as a freshman and was a starter on five occasions. He scored in double figures in 13 games.

■ Started his first collegiate game against Wake Forest, scoring a career-high 18 points and pulling down a career-best eight rebounds while contributing two steals.

■ One of just 10 players in Louisville history to score as many as 14 points in a freshman career debut.

■ Averaged 14.3 points, 5.7 rebounds, 2.4 assists and 1.8 steals in 2014-15, helping Brewster Academy to a 34-1 record and its second straight National Prep Championship in 2015. He was an All-New England AAA first team selection by NEPSAC.

■ Born Sept. 7, 1996 ... Major is communication.

## 45 Donovan Mitchell Season Highs

Points..... 29 vs. Pittsburgh (1/24)  
 Reb. .... 8 (4 times) *latest:* vs. NC State (1/29)  
 Asst..... 5 (3 times) *latest:* vs. NC State (1/29)  
 Blocks .... 4 vs. William & Mary (11/14)  
 Steals ..... 7 vs. Old Dominion (11/23)  
 FGM ..... 9 (3 times) *latest:* vs. Syracuse (2/26)  
 FGA ..... 20 vs. Notre Dame (1/4)  
 3FGM ..... 6 (3 times) *latest:* vs. Syracuse (2/26)  
 3FGA ..... 10 (3 times) *latest:* vs. Syracuse (2/26)  
 FT ..... 5 (6 times) *latest:* vs. Virginia Tech (2/18)  
 FTA ..... 7 vs. Kentucky (12/21)

## 45 Donovan Mitchell Career Highs

Points..... 29 vs. Pittsburgh (1/24/17)  
 Reb. .... 8 (5 times) *latest:* vs. NC State (1/29/17)  
 Asst..... 7 vs. Eastern Michigan (12/12/15)  
 Blocks .... 4 vs. William & Mary (11/14/16)  
 Steals ..... 7 vs. Old Dominion (11/23/16)  
 FGM ..... 9 (3 times) *latest:* vs. Syracuse (2/26/17)  
 FGA ..... 20 vs. Notre Dame (1/4/17)  
 3FGM ..... 6 (3 times) *latest:* vs. Syracuse (2/26/17)  
 3FGA ..... 10 (3 times) *latest:* vs. Syracuse (2/26/17)  
 FT ..... 5 (7 times) *latest:* vs. Virginia Tech (2/18/17)  
 FTA ..... 7 vs. Kentucky (12/21/16)



**2016-17 Louisville Men's Basketball**  
**LOUISVILLE Combined Team Statistics (as of Mar 02, 2017)**  
**All games**



<b>RECORD:</b>	<b>OVERALL</b>	<b>HOME</b>	<b>AWAY</b>	<b>NEUTRAL</b>
ALL GAMES	23-7	15-1	5-5	3-1
CONFERENCE	11-6	7-1	4-5	0-0
NON-CONFERENCE	12-1	8-0	1-0	3-1

#	Player	gp-gs	min	Total		3-Point		F-Throw		Rebounds					pts	avg														
				fg-fga	fg%	3fg-fga	3fg%	ft-fga	ft%	off	def	tot	avg	pf			dq	a	to	blk	stl									
45	MITCHELL, Donovan	30-29	950	31.7	162-383	.423	73-197	.371	76-95	.800	31	109	140	4.7	76	2	82	53	14	64	473	15.8								
04	SNIDER, Quentin	24-24	745	31.0	99-257	.385	48-125	.384	53-72	.736	20	45	65	2.7	36	0	96	36	0	15	299	12.5								
22	ADEL, Deng	29-26	854	29.4	120-294	.408	36-109	.330	65-86	.756	22	108	130	4.5	52	1	62	41	11	19	341	11.8								
10	JOHNSON, Jaylen	30-23	627	20.9	97-161	.602	4-6	.667	53-85	.624	81	94	175	5.8	74	3	17	39	17	15	251	8.4								
12	MATHIANG, Mangok	29-16	587	20.2	79-155	.510	0-0	.000	43-66	.652	72	102	174	6.0	72	1	20	35	31	14	201	6.9								
00	KING, VJ	29-7	416	14.3	57-133	.429	16-37	.432	46-56	.821	17	47	64	2.2	23	0	15	21	3	7	176	6.1								
14	MAHMOUD, Anas	27-14	517	19.1	69-109	.633	0-0	.000	22-44	.500	42	63	105	3.9	75	3	23	31	57	27	160	5.9								
13	SPALDING, Ray	30-7	564	18.8	70-121	.579	0-3	.000	35-67	.522	58	112	170	5.7	80	3	24	35	29	20	175	5.8								
01	HICKS, Tony	19-1	209	11.0	30-75	.400	5-19	.263	14-23	.609	2	21	23	1.2	14	0	18	19	1	8	79	4.2								
30	McMAHON, Ryan	27-0	176	6.5	20-60	.333	19-52	.365	12-14	.857	2	12	14	0.5	30	0	17	10	2	6	71	2.6								
23	LEVITCH, David	28-3	286	10.2	20-53	.377	13-33	.394	6-13	.462	10	24	34	1.2	30	0	28	6	0	10	59	2.1								
05	STOCKMAN, Matz	18-0	74	4.1	11-17	.647	0-0	.000	9-15	.600	12	9	21	1.2	16	0	3	7	2	2	31	1.7								
11	HENDERSON, Jay	16-0	34	2.1	5-16	.313	1-8	.125	4-4	1.000	0	3	3	0.2	6	0	3	1	0	3	15	0.9								
15	SHARPE, Tyler	7-0	11	1.6	1-8	.125	0-6	.000	0-0	.000	1	2	3	0.4	1	0	1	1	0	0	2	0.3								
Team											32	36	68		1		1													
Total.....		30	6050		840-1842	.456	215-595	.361	438-640	.684	402	787	1189	39.6	586	13	409	336	167	210	2333	77.8								
Opponents.....		30	6050		659-1673	.394	183-594	.308	461-669	.689	323	702	1025	34.2	562	-	319	423	101	152	1962	65.4								

<b>TEAM STATISTICS</b>	<b>LOU</b>	<b>OPP</b>	<b>Date</b>	<b>Opponent</b>	<b>Score</b>	<b>Att.</b>		
SCORING	2333	1962	11/11/16	EVANSVILLE	w 78-47	21129		
Points per game	77.8	65.4	11/14/16	WILLIAM & MARY	w 91-58	19314		
Scoring margin	+12.4	-	11/17/16	LONG BEACH ST	w 88-56	14337		
FIELD GOALS-ATT	840-1842	659-1673	11/23/16	vs Old Dominion	Wot 68-62	1601		
Field goal pct	.456	.394	11/24/16	vs Wichita State	w 62-52	1604		
3 POINT FG-ATT	215-595	183-594	11/25/16	vs Baylor	L 63-66	1655		
3-point FG pct	.361	.308	11/30/16	PURDUE	w 71-64	21841		
3-pt FG made per game	7.2	6.1	12/3/16	at Grand Canyon	w 79-70	7493		
FREE THROWS-ATT	438-640	461-669	12/7/16	SOUTHERN ILLINOIS	w 74-51	18894		
Free throw pct	.684	.689	12/10/16	TEXAS SOUTHERN	w 102-71	18152		
F-Throws made per game	14.6	15.4	12/17/16	EASTERN KENTUCKY	w 87-56	20889		
REBOUNDS	1189	1025	12/21/16	KENTUCKY	w 73-70	22783		
Rebounds per game	39.6	34.2	* 12/28/16	VIRGINIA	L 53-61	21676		
Rebounding margin	+5.5	-	12/31/16	vs Indiana	w 77-62	18824		
ASSISTS	409	319	* 1/4/17	at Notre Dame	L 70-77	8420		
Assists per game	13.6	10.6	* 1/7/17	at Georgia Tech	w 65-50	6160		
TURNOVERS	336	423	* 1/11/17	PITTSBURGH	w 85-80	21558		
Turnovers per game	11.2	14.1	* 1/14/17	DUKE	w 78-69	22686		
Turnover margin	+2.9	-	* 1/19/17	CLEMSON	w 92-60	21436		
Assist/turnover ratio	1.2	0.8	* 1/21/17	at Florida State	L 68-73	11675		
STEALS	210	152	* 1/24/17	at Pitt	w 106-51	8971		
Steals per game	7.0	5.1	* 1/29/17	NC STATE	w 85-60	21650		
BLOCKS	167	101	* 2/4/17	at Boston College	w 90-67	7047		
Blocks per game	5.6	3.4	* 2/6/17	at Virginia	L 55-71	14623		
ATTENDANCE	331778	146133	* 2/11/17	MIAMI	w 71-66	21427		
Home games-Avg/Game	16-20736	10-12245	* 2/13/17	at Syracuse	Wot 76-72	25303		
Neutral site-Avg/Game	-	4-5921	* 2/18/17	VIRGINIA TECH	w 94-90	21524		
Score by Periods	1st	2nd	OT	Totals				
LOUISVILLE	1114	1182	37	2333				
Opponents	886	1049	27	1962				
					* 2/22/17	at North Carolina	L 63-74	21269
					* 2/26/17	SYRACUSE	w 88-68	22482
					* 3/1/17	at Wake Forest	L 81-88	11488

\* - Conference game





**2016-17 Louisville Men's Basketball**  
**LOUISVILLE Combined Team Statistics (as of Mar 02, 2017)**  
**Conference games**



<b>RECORD:</b>	<b>OVERALL</b>	<b>HOME</b>	<b>AWAY</b>	<b>NEUTRAL</b>
ALL GAMES	11-6	7-1	4-5	0-0
CONFERENCE	11-6	7-1	4-5	0-0
NON-CONFERENCE	0-0	0-0	0-0	0-0

#	Player	gp-gs	min	avg	Total		3-Point		F-Throw		Rebounds				a	to	blk	stl	pts	avg		
					fg-fga	fg%	3fg-fga	3fg%	ft-fga	ft%	off	def	tot	avg							pf	dq
45	MITCHELL, Donovan	17-17	576	33.9	106-236	.449	49-122	.402	45-55	.818	13	57	70	4.1	52	2	52	28	6	36	306	18.0
04	SNIDER, Quentin	11-11	364	33.1	50-115	.435	26-58	.448	23-31	.742	12	19	31	2.8	17	0	46	17	0	9	149	13.5
22	ADEL, Deng	16-13	475	29.7	72-167	.431	20-62	.323	35-51	.686	11	58	69	4.3	24	0	33	27	5	7	199	12.4
12	MATHIANG, Mangok	16-4	337	21.1	53-93	.570	0-0	.000	19-27	.704	39	50	89	5.6	34	0	10	18	15	9	125	7.8
10	JOHNSON, Jaylen	17-11	341	20.1	42-76	.553	3-3	1.000	33-48	.688	31	42	73	4.3	44	3	11	18	2	10	120	7.1
14	MAHMOUD, Anas	17-13	325	19.1	44-72	.611	0-0	.000	18-37	.486	29	43	72	4.2	47	2	12	19	32	18	106	6.2
00	KING, V.J.	16-6	237	14.8	29-70	.414	8-22	.364	21-26	.808	6	26	32	2.0	12	0	10	12	2	5	87	5.4
01	HICKS, Tony	10-1	117	11.7	21-40	.525	2-6	.333	8-15	.533	0	9	9	0.9	11	0	7	9	1	3	52	5.2
13	SPALDING, Ray	17-6	332	19.5	34-66	.515	0-0	.000	19-44	.432	40	67	107	6.3	40	0	13	24	15	11	87	5.1
30	McMAHON, Ryan	16-0	103	6.4	13-39	.333	12-33	.364	8-10	.800	2	5	7	0.4	18	0	7	7	0	4	46	2.9
23	LEVITCH, David	15-3	178	11.9	10-30	.333	7-22	.318	4-5	.800	4	14	18	1.2	23	0	19	5	0	4	31	2.1
15	SHARPE, Tyler	2-0	6	3.0	1-5	.200	0-3	.000	0-0	.000	0	2	2	1.0	1	0	0	0	0	0	2	1.0
11	HENDERSON, Jay	10-0	20	2.0	3-12	.250	0-6	.000	2-2	1.000	0	3	3	0.3	2	0	1	1	0	0	8	0.8
05	STOCKMAN, Matz	6-0	14	2.3	1-1	1.000	0-0	.000	0-0	.000	1	0	1	0.2	7	0	0	1	0	0	2	0.3
Team											19	24	43		1							
Total.....		17	3425		479-1022	.469	127-337	.377	235-351	.670	207	419	626	36.8	333	7	221	186	78	116	1320	77.6
Opponents.....		17	3425		390-924	.422	112-335	.334	285-388	.735	163	394	557	32.8	309	-	185	219	62	81	1177	69.2

<b>TEAM STATISTICS</b>	<b>LOU</b>	<b>OPP</b>	<b>Date</b>	<b>Opponent</b>	<b>Score</b>	<b>Att.</b>
SCORING	1320	1177	* 12/28/16	VIRGINIA	L 53-61	21676
Points per game	77.6	69.2	* 1/4/17	at Notre Dame	L 70-77	8420
Scoring margin	+8.4	-	* 1/7/17	at Georgia Tech	w 65-50	6160
FIELD GOALS-ATT	479-1022	390-924	* 1/11/17	PITTSBURGH	w 85-80	21558
Field goal pct	.469	.422	* 1/14/17	DUKE	w 78-69	22686
3 POINT FG-ATT	127-337	112-335	* 1/19/17	CLEMSON	w 92-60	21436
3-point FG pct	.377	.334	* 1/21/17	at Florida State	L 68-73	11675
3-pt FG made per game	7.5	6.6	* 1/24/17	at Pitt	w 106-51	8971
FREE THROWS-ATT	235-351	285-388	* 1/29/17	NC STATE	w 85-60	21650
Free throw pct	.670	.735	* 2/4/17	at Boston College	w 90-67	7047
F-Throws made per game	13.8	16.8	* 2/6/17	at Virginia	L 55-71	14623
REBOUNDS	626	557	* 2/11/17	MIAMI	w 71-66	21427
Rebounds per game	36.8	32.8	* 2/13/17	at Syracuse	Wot 76-72	25303
Rebounding margin	+4.1	-	* 2/18/17	VIRGINIA TECH	w 94-90	21524
ASSISTS	221	185	* 2/22/17	at North Carolina	L 63-74	21269
Assists per game	13.0	10.9	* 2/26/17	SYRACUSE	w 88-68	22482
TURNOVERS	186	219	* 3/1/17	at Wake Forest	L 81-88	11488
Turnovers per game	10.9	12.9				
Turnover margin	+1.9	-				
Assist/turnover ratio	1.2	0.8		* - Conference game		
STEALS	116	81				
Steals per game	6.8	4.8				
BLOCKS	78	62				
Blocks per game	4.6	3.6				
ATTENDANCE	174439	114956				
Home games-Avg/Game	8-21805	9-12773				
Neutral site-Avg/Game	-	0-0				

<b>Score by Periods</b>	<b>1st</b>	<b>2nd</b>	<b>OT</b>	<b>Totals</b>
LOUISVILLE	623	679	18	1320
Opponents	539	624	14	1177

## 2016-17 Louisville Men's Basketball Game-by-Game Team Statistics

Teams	FG-FGA	Pct	3Pt-Att	Pct	FT-FTA	Pct	O	D	Reb	PF-D	Asst	TO	Blk	Stl	1H	2H	OT	TOT
Evansville	16-57	.281	4-15	.267	11-20	.550	11	18	29	18-0	6	13	2	7	27	20		47
LOUISVILLE	30-63	.476	3-15	.200	15-27	.556	19	33	52	17-1	15	12	10	10	43	35		78
William & Mary	19-61	.311	6-29	.207	14-27	.519	14	28	42	21-0	11	16	3	2	31	27		58
LOUISVILLE	33-72	.457	10-28	.357	15-25	.600	17	32	49	23-0	21	9	11	10	44	47		91
Long Beach State	18-61	.295	6-18	.333	14-17	.824	14	23	37	20-0	6	19	3	8	27	29		56
LOUISVILLE	34-76	.447	7-20	.350	13-18	.722	21	30	51	14-0	20	10	9	9	42	46		88
Old Dominion	22-58	.379	3-16	.188	15-32	.469	13	38	51	28-1	12	22	6	5	24	25	13	62
LOUISVILLE	19-64	.297	8-20	.400	22-35	.629	16	33	49	27-2	12	14	3	10	24	25	19	68
Wichita State	18-57	.316	6-22	.273	10-18	.556	11	22	33	17-0	12	12	0	4	17	35		52
LOUISVILLE	19-52	.365	7-24	.292	17-23	.739	12	34	46	22-1	13	15	8	4	33	29		62
Baylor	26-49	.531	2-13	.154	12-17	.706	7	24	31	12-0	17	12	7	5	24	42		66
LOUISVILLE	25-64	.391	5-18	.278	8-10	.800	15	20	35	19-0	11	7	2	4	39	24		63
Purdue	19-53	.358	10-23	.435	16-22	.727	9	25	34	19-0	13	17	1	6	19	45		64
LOUISVILLE	28-58	.483	4-13	.308	11-17	.647	8	28	36	19-1	11	12	3	6	33	38		71
Grand Canyon	23-49	.469	6-12	.500	18-24	.750	6	19	25	20-0	7	13	3	2	37	33		70
LOUISVILLE	29-61	.475	5-15	.333	16-19	.842	14	22	36	19-0	15	10	4	5	36	43		79
Southern Illinois	19-54	.352	5-24	.208	8-11	.727	5	26	31	20-1	8	17	3	7	26	25		51
LOUISVILLE	27-59	.458	4-17	.235	16-26	.615	13	30	43	14-0	13	12	9	8	37	37		74
Texas Southern	26-74	.351	8-26	.308	11-20	.550	30	19	49	24-1	12	19	2	4	32	39		71
LOUISVILLE	34-78	.436	11-31	.355	23-30	.767	28	23	51	17-1	14	9	6	10	46	56		102
Eastern Kentucky	21-59	.356	6-18	.333	8-15	.533	10	21	31	17-0	12	17	3	8	16	40		56
LOUISVILLE	30-62	.484	10-24	.417	17-21	.810	14	33	47	16-0	19	16	14	7	36	51		87
Kentucky	23-58	.397	5-22	.227	19-29	.655	11	25	36	20-0	10	13	4	7	40	30		70
LOUISVILLE	26-60	.433	6-14	.429	15-20	.750	12	28	40	23-0	10	14	5	4	39	34		73
Virginia	24-49	.490	2-8	.250	11-14	.786	8	23	31	19-0	12	14	0	7	36	25		61
LOUISVILLE	19-44	.432	2-14	.143	13-22	.591	8	18	26	15-0	7	14	2	5	21	32		53
Indiana	19-59	.322	4-21	.190	20-29	.690	19	20	39	17-0	8	14	2	6	27	35		62
LOUISVILLE	27-51	.529	8-10	.421	15-18	.833	6	22	28	23-0	14	10	5	7	39	38		77
Notre Dame	25-57	.439	5-12	.417	22-25	.880	11	27	38	17-0	6	12	7	5	42	35		77
LOUISVILLE	25-64	.391	7-27	.259	13-18	.722	14	21	35	21-0	14	11	7	8	37	33		70
Georgia Tech	17-50	.340	1-8	.125	15-20	.750	10	24	34	19-0	11	14	7	2	18	32		50
LOUISVILLE	23-60	.383	9-16	.563	10-20	.500	16	25	41	19-1	14	8	12	6	27	38		65
Pittsburgh	26-58	.448	12-32	.375	16-29	.552	9	21	30	25-1	12	15	2	4	26	54		80
LOUISVILLE	28-59	.475	6-14	.429	23-34	.676	14	31	45	23-1	12	18	6	8	47	28		85
Duke	22-47	.468	5-12	.417	20-28	.714	7	25	32	23-0	8	18	5	2	30	39		69
LOUISVILLE	28-59	.475	7-19	.368	15-22	.682	11	21	32	24-0	16	11	2	7	34	44		78
Clemson	23-55	.418	8-25	.320	6-13	.462	8	17	25	20-1	10	14	1	7	31	29		60
LOUISVILLE	36-64	.563	9-11	.409	11-16	.688	15	30	45	16-0	10	11	4	7	41	51		92
Florida State	22-60	.367	4-16	.250	25-36	.694	12	28	40	19-1	9	7	8	3	41	32		73
LOUISVILLE	25-65	.385	2-13	.154	16-24	.667	15	28	43	26-1	7	10	4	3	35	33		68
Pittsburgh	13-51	.255	3-22	.136	22-31	.710	8	18	26	18-1	8	13	3	4	18	33		51
LOUISVILLE	39-67	.582	12-22	.545	16-23	.696	14	34	48	20-1	24	9	5	6	51	55		106
NC State	21-56	.375	6-19	.316	12-17	.706	12	22	34	18-0	10	15	3	5	33	27		60
LOUISVILLE	30-60	.500	12-24	.500	13-15	.867	10	26	36	19-0	19	10	3	7	45	40		85
Boston College	25-55	.455	8-24	.333	9-13	.692	5	21	26	13-1	11	14	0	4	30	37		67
LOUISVILLE	34-59	.576	6-14	.429	16-19	.842	5	27	32	18-0	10	9	5	8	39	51		90
Virginia	25-47	.532	3-12	.250	18-20	.900	9	29	38	14-0	13	14	8	2	32	39		71
LOUISVILLE	20-54	.370	5-18	.278	10-15	.667	6	13	19	15-0	7	5	2	9	34	21		55
Miami	23-52	.442	5-15	.333	15-21	.714	10	22	32	17-0	13	8	4	4	33	33		66
LOUISVILLE	22-56	.393	11-28	.393	16-20	.800	14	22	36	18-0	13	9	4	4	26	45		71

-- more --

# 2016-17 Louisville Men's Basketball Game-by-Game Team Statistics

Teams	FG-FGA	Pct	3Pt-Att	Pct	FT-FTA	Pct	O	D	Reb	PF-D	Asst	TO	Blk	Stl	1H	2H	OT	TOT
Syracuse	26-64	.406	8-33	.242	12-15	.800	10	28	38	22-0	16	15	4	8	25	33	14	72
LOUISVILLE	26-63	.413	8-26	.308	16-30	.533	16	30	46	16-1	13	15	4	10	29	29	18	76
Virginia Tech	29-49	.592	17-26	.654	15-19	.789	6	19	25	16-1	16	9	1	1	44	46		90
LOUISVILLE	35-68	.515	12-22	.545	12-15	.800	16	17	33	16-0	15	3	4	5	43	51		94
North Carolina	23-62	.371	7-18	.389	21-29	.724	16	30	46	16-0	10	12	5	10	33	41		74
LOUISVILLE	27-61	.443	5-20	.250	4-13	.308	8	25	33	21-0	10	16	7	9	30	33		63
Syracuse	20-56	.357	8-29	.276	20-22	.909	11	17	28	16-0	7	16	0	7	25	43		68
LOUISVILLE	33-58	.569	9-20	.450	13-23	.565	13	26	39	19-0	18	15	3	8	41	47		88
Wake Forest	26-56	.464	10-24	.417	26-36	.722	11	23	34	17-0	13	9	4	6	42	46		88
LOUISVILLE	29-61	.475	5-18	.278	18-22	.818	12	25	37	27-2	12	12	4	6	43	38		81



## 2016-17 Louisville Men's Basketball LOUISVILLE Team Game-by-Game Comparison (as of Mar 02, 2017) All games



Opponent	1st	2nd	Score	Mar	Total FG	FG Pct	3-Pointers	3FG Pct	Free Throws	FT Pct	Rebounds	Assist	T/Over	Block	Steal	Fouls
EVANSVILLE	43/27	35/20	78-47	+31	30-63/16-57	.476/.281	3-15/4-15	.200/.267	15-27/11-20	.556/.550	52/29 +23	15/6	12/13	10/2	10/7	17/18
WILLIAM & MARY	44/31	47/27	91-58	+33	33-72/19-61	.458/.311	10-28/6-29	.357/.207	15-25/14-27	.600/.519	49/42 +7	21/11	9/16	11/3	10/2	23/21
LONG BEACH ST	42/27	46/29	88-56	+32	34-76/18-61	.447/.295	7-20/6-18	.350/.333	13-18/14-17	.722/.824	51/37 +14	20/6	10/19	9/3	9/8	14/20
Old Dominion	24/24	25/25	68-62	+6	19-64/22-58	.297/.379	8-20/3-16	.400/.188	22-35/15-32	.629/.469	49/51 (2)	12/12	14/22	3/6	10/5	27/28
Wichita State	33/17	29/35	62-52	+10	19-52/18-57	.365/.316	7-24/6-22	.292/.273	17-23/10-18	.739/.556	46/33 +13	13/12	15/12	8/0	4/4	22/17
Baylor	39/24	24/42	63-66	(3)	25-64/26-49	.391/.531	5-18/2-13	.278/.154	8-10/12-17	.800/.706	35/31 +4	11/17	7/12	2/7	4/5	19/12
PURDUE	33/19	38/45	71-64	+7	28-58/19-53	.483/.358	4-13/10-23	.308/.435	11-17/16-22	.647/.727	36/34 +2	11/13	12/17	3/1	6/6	19/19
Grand Canyon	36/37	43/33	79-70	+9	29-61/23-49	.475/.469	5-15/6-12	.333/.500	16-19/18-24	.842/.750	36/25 +11	15/7	10/13	4/3	5/2	19/20
SOUTHERN ILLINOIS	37/26	37/25	74-51	+23	27-59/19-54	.458/.352	4-17/5-24	.235/.208	16-26/8-11	.615/.727	43/31 +12	13/8	12/17	9/3	8/7	14/20
TEXAS SOUTHERN	46/32	56/39	102-71	+31	34-78/26-74	.436/.351	11-31/8-26	.355/.308	23-30/11-20	.767/.550	51/49 +2	14/12	9/19	6/2	10/4	17/24
EASTERN KENTUCKY	36/16	51/40	87-56	+31	30-62/21-59	.484/.356	10-24/6-18	.417/.333	17-21/8-15	.810/.533	47/31 +16	19/12	16/17	14/3	7/8	16/17
KENTUCKY	39/40	34/30	73-70	+3	26-60/23-58	.433/.397	6-14/5-22	.429/.227	15-20/19-29	.750/.655	40/36 +4	10/10	14/13	5/4	4/7	23/20
VIRGINIA	21/36	32/25	53-61	(8)	19-44/24-49	.432/.490	2-14/2-8	.143/.250	13-22/11-14	.591/.786	26/31 (5)	7/12	14/14	2/0	5/7	15/19
Indiana	39/27	38/35	77-62	+15	27-51/19-59	.529/.322	8-19/4-21	.421/.190	15-18/20-29	.833/.690	28/39 (11)	14/8	10/14	5/2	7/6	23/17
Notre Dame	37/42	33/35	70-77	(7)	25-64/25-57	.391/.439	7-27/5-12	.259/.417	13-18/22-25	.722/.880	35/38 (3)	14/6	11/12	7/7	8/5	21/17
Georgia Tech	27/18	38/32	65-50	+15	23-60/17-50	.383/.340	9-16/1-8	.563/.125	10-20/15-20	.500/.750	41/34 +7	14/11	8/14	12/7	6/2	19/19
PITTSBURGH	47/26	38/54	85-80	+5	28-59/26-58	.475/.448	6-14/12-32	.429/.375	23-34/16-29	.676/.552	45/30 +15	12/12	18/15	6/2	8/4	23/25
DUKE	34/30	44/39	78-69	+9	28-59/22-47	.475/.468	7-19/5-12	.368/.417	15-22/20-28	.682/.714	32/32 -	16/8	11/18	2/5	7/2	24/23
CLEMSON	41/31	51/29	92-60	+32	36-64/23-55	.563/.418	9-22/8-25	.409/.320	11-16/6-13	.688/.462	45/25 +20	10/10	11/14	4/1	7/7	16/20
Florida State	35/41	33/32	68-73	(5)	25-65/22-60	.385/.367	2-13/4-16	.154/.250	16-24/25-36	.667/.694	43/40 +3	7/9	10/7	4/8	3/3	26/19
Pitt	51/18	55/33	106-51	+55	39-67/13-51	.582/.255	12-22/3-22	.545/.136	16-23/22-31	.696/.710	48/26 +22	24/8	9/13	5/3	6/4	20/18
NC STATE	45/33	40/27	85-60	+25	30-60/21-56	.500/.375	12-24/6-19	.500/.316	13-15/12-17	.867/.706	36/34 +2	19/10	10/15	3/3	7/5	19/18
Boston College	39/30	51/37	90-67	+23	34-59/25-55	.576/.455	6-14/8-24	.429/.333	16-19/9-13	.842/.692	32/26 +6	10/11	9/14	5/0	8/4	18/13
Virginia	34/32	21/39	55-71	(16)	20-54/25-47	.370/.532	5-18/3-12	.278/.250	10-15/18-20	.667/.900	19/38 (19)	7/13	5/14	2/8	9/2	15/14
MIAMI	26/33	45/33	71-66	+5	22-56/23-52	.393/.442	11-28/5-15	.393/.333	16-20/15-21	.800/.714	36/32 +4	13/13	9/8	4/4	4/4	18/17
Syracuse	29/25	29/33	76-72	+4	26-63/26-64	.413/.406	8-26/8-33	.308/.242	16-30/12-15	.533/.800	46/38 +8	13/16	15/15	4/4	10/8	16/22
VIRGINIA TECH	43/44	51/46	94-90	+4	35-68/29-49	.515/.592	12-22/17-26	.545/.654	12-15/15-19	.800/.789	33/25 +8	15/16	3/9	4/1	5/1	16/16
North Carolina	30/33	33/41	63-74	(11)	27-61/23-62	.443/.371	5-20/7-18	.250/.389	4-13/21-29	.308/.724	33/46 (13)	10/10	16/12	7/5	9/10	21/16
SYRACUSE	41/25	47/43	88-68	+20	33-58/20-56	.569/.357	9-20/8-29	.450/.276	13-23/20-22	.565/.909	39/28 +11	18/7	15/16	3/0	8/7	19/16
Wake Forest	43/42	38/46	81-88	(7)	29-61/26-56	.475/.464	5-18/10-24	.278/.417	18-22/26-36	.818/.722	37/34 +3	12/13	12/9	4/4	6/6	27/17

Note: Game totals are displayed in the format TEAM/OPPONENT for each category





**2016-17 Louisville Men's Basketball**  
**LOUISVILLE Points-Rebounds-Assists (as of Mar 02, 2017)**  
**All games**



Opponent	Date	Score	00		01		04		05		10		11		12	
			KING,VJ	HICKS,TONY	SNIDER,QUE	STOCKMAN,M	JOHNSON,JA	HENDERSON,	MATHIANG,M							
EVANSVILLE	11/11/16	78-47	w	6-2-0	4-2-2	3-2-3	4-2-0	19-14-1	0-0-0	9-7-0						
WILLIAM & MARY	11/14/16	91-58	w	17-5-0	4-2-3	13-3-4	0-1-0	13-9-0	3-0-0	3-10-2						
LONG BEACH ST	11/17/16	88-56	w	8-3-0	DNP	4-2-5	0-1-1	14-11-0	2-0-1	11-7-0						
vs Old Dominion	11/23/16	68-62	w	2-2-1	0-0-0	18-1-4	0-1-0	6-12-2	DNP	12-5-0						
vs Wichita State	11/24/16	62-52	w	10-4-0	DNP	14-4-3	0-1-0	1-6-0	DNP	1-2-0						
vs Baylor	11/25/16	63-66	L	5-2-0	DNP	14-2-3	1-1-0	10-6-0	0-0-0	0-5-1						
PURDUE	11/30/16	71-64	w	0-2-0	0-1-1	9-2-2	0-0-0	6-2-0	DNP	11-8-1						
at Grand Canyon	12/3/16	79-70	w	14-3-3	DNP	9-3-4	10-3-0	5-4-1	DNP	3-8-1						
SOUTHERN ILLINOIS	12/7/16	74-51	w	3-3-0	2-0-2	9-1-4	7-2-1	9-10-0	DNP	15-6-0						
TEXAS SOUTHERN	12/10/16	102-71	w	13-3-1	7-4-2	15-6-4	7-5-1	11-8-0	2-0-0	10-8-1						
EASTERN KENTUCKY	12/17/16	87-56	w	9-2-0	10-1-1	13-1-6	0-3-0	10-7-0	0-0-1	0-13-4						
KENTUCKY	12/21/16	73-70	w	0-0-0	0-2-0	22-6-5	DNP	14-6-0	DNP	0-5-0						
VIRGINIA	12/28/16	53-61	L	6-4-0	8-0-1	8-1-1	DNP	4-3-0	DNP	0-5-1						
vs Indiana	12/31/16	77-62	w	2-1-0	0-2-0	7-1-3	0-0-0	13-7-2	DNP	1-1-0						
at Notre Dame	1/4/17	70-77	L	2-1-1	0-0-0	12-1-3	DNP	5-4-0	DNP	4-3-0						
at Georgia Tech	1/7/17	65-50	w	4-1-1	DNP	12-3-7	DNP	0-1-0	0-1-0	7-6-0						
PITTSBURGH	1/11/17	85-80	w	2-2-0	2-1-0	22-3-5	DNP	4-4-1	0-0-0	5-3-0						
DUKE	1/14/17	78-69	w	7-3-0	2-0-0	13-5-6	DNP	0-3-2	DNP	7-1-0						
CLEMSON	1/19/17	92-60	w	14-2-1	9-3-0	DNP	DNP	12-10-2	0-0-0	12-8-0						
at Florida State	1/21/17	68-73	L	0-0-0	16-3-1	DNP	0-0-0	10-1-0	DNP	13-13-1						
at Pitt	1/24/17	106-51	w	2-1-2	10-1-4	DNP	2-1-0	7-11-1	4-1-0	9-9-1						
NC STATE	1/29/17	85-60	w	9-7-3	DNP	DNP	0-0-0	6-3-0	0-0-0	14-5-1						
at Boston College	2/4/17	90-67	w	11-3-1	DNP	DNP	DNP	9-7-1	2-0-0	16-4-1						
at Virginia	2/6/17	55-71	L	24-3-0	DNP	DNP	0-0-0	4-0-1	0-0-0	DNP						
MIAMI	2/11/17	71-66	w	3-0-0	DNP	13-3-4	DNP	10-8-0	DNP	7-8-1						
at Syracuse	2/13/17	76-72	w	0-2-0	DNP	14-4-6	DNP	10-7-0	DNP	5-4-1						
VIRGINIA TECH	2/18/17	94-90	w	DNP	DNP	19-2-4	DNP	16-8-2	2-0-0	6-5-1						
at North Carolina	2/22/17	63-74	L	2-1-0	2-0-0	9-3-2	0-0-0	5-2-0	0-1-1	6-2-0						
SYRACUSE	2/26/17	88-68	w	1-2-1	0-0-0	12-3-6	DNP	5-1-1	DNP	2-3-0						
at Wake Forest	3/1/17	81-88	L	0-0-0	3-1-1	15-3-2	0-0-0	13-0-0	0-0-0	12-10-2						

Opponent	Date	Score	13		14		15		22		23		30		45	
			SPALDING,R	MAHMOUD,AN	SHARPE,TYL	ADEL,DENG	LEVITCH,DA	MCMAHON,RY	MITCHELL,D							
EVANSVILLE	11/11/16	78-47	w	2-4-1	10-5-1	0-0-0	6-5-2	0-3-2	0-0-0	15-5-3						
WILLIAM & MARY	11/14/16	91-58	w	10-4-0	2-3-1	DNP	16-5-5	1-1-0	0-0-3	9-5-3						
LONG BEACH ST	11/17/16	88-56	w	10-6-3	8-8-1	0-0-0	11-3-3	6-1-0	6-3-5	8-6-1						
vs Old Dominion	11/23/16	68-62	w	5-5-0	2-2-0	DNP	5-2-3	3-4-0	0-0-0	15-7-2						
vs Wichita State	11/24/16	62-52	w	4-9-1	5-5-1	DNP	11-2-1	2-0-2	0-1-0	14-8-5						
vs Baylor	11/25/16	63-66	L	6-4-0	2-0-2	DNP	4-5-1	2-1-0	2-0-0	17-8-4						
PURDUE	11/30/16	71-64	w	11-9-1	9-1-2	DNP	9-5-2	2-0-0	6-1-1	8-5-1						
at Grand Canyon	12/3/16	79-70	w	14-3-3	DNP	DNP	15-3-0	0-2-2	0-0-0	9-4-1						
SOUTHERN ILLINOIS	12/7/16	74-51	w	8-4-0	DNP	0-0-0	12-12-2	2-0-0	0-0-1	7-3-3						
TEXAS SOUTHERN	12/10/16	102-71	w	2-0-0	DNP	0-1-0	11-6-1	4-3-1	8-1-0	12-5-3						
EASTERN KENTUCKY	12/17/16	87-56	w	8-5-1	6-4-0	0-0-1	7-3-3	6-0-2	3-1-0	15-7-0						
KENTUCKY	12/21/16	73-70	w	6-7-1	0-3-1	DNP	18-6-2	0-1-0	DNP	13-4-1						
VIRGINIA	12/28/16	53-61	L	3-6-1	7-3-2	DNP	8-2-1	DNP	2-0-0	7-2-0						
vs Indiana	12/31/16	77-62	w	2-3-0	10-2-2	DNP	17-4-4	0-0-0	DNP	25-3-3						
at Notre Dame	1/4/17	70-77	L	6-10-0	6-4-2	DNP	10-4-2	0-0-1	5-1-0	20-4-5						
at Georgia Tech	1/7/17	65-50	w	6-12-1	10-5-0	DNP	6-3-0	0-2-1	0-0-0	20-3-4						
PITTSBURGH	1/11/17	85-80	w	11-8-1	4-5-0	DNP	15-6-1	5-1-1	0-0-0	15-8-3						
DUKE	1/14/17	78-69	w	11-2-1	17-11-0	DNP	6-1-4	0-0-0	DNP	15-5-3						
CLEMSON	1/19/17	92-60	w	0-3-1	6-5-0	0-1-0	18-6-2	3-1-0	0-0-0	18-4-4						
at Florida State	1/21/17	68-73	L	2-6-0	0-0-0	DNP	12-6-2	9-3-3	0-0-0	6-3-0						
at Pitt	1/24/17	106-51	w	2-5-2	14-3-0	2-1-0	10-6-3	0-3-3	15-0-5	29-2-3						
NC STATE	1/29/17	85-60	w	5-6-2	2-2-1	DNP	10-3-3	6-1-3	5-0-1	28-8-5						
at Boston College	2/4/17	90-67	w	3-7-1	8-3-0	DNP	19-2-0	3-2-3	0-1-0	19-3-3						
at Virginia	2/6/17	55-71	L	3-5-0	2-1-0	DNP	DNP	3-2-2	3-1-1	16-4-3						
MIAMI	2/11/17	71-66	w	0-4-1	0-2-0	DNP	18-5-3	2-2-0	0-0-0	18-2-4						
at Syracuse	2/13/17	76-72	w	1-5-0	12-8-1	DNP	11-7-2	0-0-0	7-1-0	16-4-3						
VIRGINIA TECH	2/18/17	94-90	w	5-5-0	2-3-3	DNP	9-4-2	0-0-1	9-1-0	26-5-2						
at North Carolina	2/22/17	63-74	L	2-4-0	8-5-1	DNP	8-6-3	DNP	0-1-0	21-4-3						
SYRACUSE	2/26/17	88-68	w	18-11-2	8-9-2	DNP	17-3-2	0-1-0	0-1-0	25-5-4						
at Wake Forest	3/1/17	81-88	L	9-8-0	0-3-0	DNP	22-5-3	0-0-1	0-0-0	7-4-3						

# 2016-17 Louisville Men's Basketball Miscellaneous Statistics

## Louisville's Record When the Cardinals ...

Lead at halftime .....	18-3
Trail at halftime .....	4-4
Are tied at halftime .....	1-0
Shoot better from the field than opponent .....	20-3
Shoot worse from the field than opponent .....	3-4
Shoot 50 percent or better from the field .....	7-0
Shoot below 50 percent from the field .....	16-7
Opp. shoots 50 pct. or better from the field .....	1-2
Opp. shoots below 50 pct. from the field .....	22-5
Make 7 or fewer three-point goals .....	10-7
Make more than 7 three-point goals .....	13-0
Attempt 20 or fewer three-point goals .....	13-6
Attempt more than 20 three-point goals .....	10-1
Shoot more free throws than their opp. ....	12-1
Opponent shoots more free throws .....	10-6
Outrebound their opponent .....	20-3
Are outrebounded by their opponent .....	2-4
Bench outscores the opponent bench .....	19-3
Opponent bench outscores their bench .....	4-4
Commit fewer turnovers than their opp. ....	18-3
Commit more turnovers than their opp. ....	4-3
Commit same number of turnover as opp. ....	1-1
Commit 15 or fewer turnovers .....	21-7
Commit more than 15 turnovers .....	2-0
Lead with 5:00 Remaining .....	22-1
Trail with 5:00 Remaining .....	0-6
Tied with 5:00 Remaining .....	1-0
1-3 point margins .....	1-0
4-5 point margins .....	4-2
6-10 point margins .....	5-3
11-19 point margins .....	2-2
20 or more point margins .....	11-0
Overtime games .....	2-0
Vs. Top 25 teams .....	4-6
Home games .....	15-1
Away games .....	5-5
Neutral games .....	3-1
Score 59 or fewer points .....	0-2
Score 60-69 points .....	3-3
Score 70-79 points .....	9-1
Score 80-89 points .....	5-1
Score 90 or more points .....	6-0
Allow 59 or fewer points .....	8-0
Allow 60-69 points .....	9-2
Allow 70-79 points .....	4-4
Allow 80 or more points .....	2-1

## Double-Doubles

Johnson .....	3	Mathiang .....	2
Adel .....	1	Mahmoud .....	1
Spalding .....	1		

## Points Off Turnovers

Louisville .....	455	Opponents .....	304
------------------	-----	-----------------	-----

## Bench Scoring

Louisville .....	774 (25.8)	Opp .....	519 (17.3)
------------------	------------	-----------	------------

## Rebounding Advantage

Louisville .....	22	Opponents .....	6
------------------	----	-----------------	---

## Attendance

Home .....	331,883	(20,743 avg.)
Away .....	122,449	(12,245 avg.)
Neutral .....	23,684	(5,921 avg.)
Total .....	478,016	(15,934 avg.)

## Double-Figure

### Scoring Games

Mitchell .....	22
Adel .....	19
Snider .....	16
Johnson .....	14
Mathiang .....	10
King .....	7
Spalding .....	7
Mahmoud .....	6
Hicks .....	3
McMahon .....	3
Stockman .....	1

### Games Leading

#### UofL in Scoring

Mitchell .....	15
Snider .....	6
Adel .....	5
Johnson .....	2
King .....	2
Mathiang .....	2
Hicks .....	1
Mahmoud .....	1
Spalding .....	1

### Games Leading

#### UofL in Rebounding

Johnson .....	10
Spalding .....	10
Mathiang .....	7
Mitchell .....	3
Adel .....	2
Mahmoud .....	2

### Games Leading

#### UofL in Assists

Snider .....	16
Mitchell .....	11
Adel .....	5
Levitch .....	2
Mahmoud .....	2
McMahon .....	2

### Scored Louisville's

#### First Points

<i>Who</i>	
Mitchell .....	9
Adel .....	7
Snider .....	4
Johnson .....	3
Mathiang .....	3
Mahmoud .....	2
Levitch .....	1
Spalding .....	1

#### *How*

Jumper .....	9
Three-pointer .....	8
Layup .....	6
Dunk .....	4
Free Throw .....	2
Tip-in .....	1

### Dunks 91

Johnson .....	23
Spalding .....	20
Mahmoud .....	18
Mathiang .....	11
Adel .....	8
Mitchell .....	8
Stockman .....	2
King .....	1

## Jump Balls Controlled

Louisville .....	12	(Mathiang 7, Mahmoud 5)
Opponents .....	18	

## Starting Lineups

W-L	Forward	Forward	Center	Guard	Guard
13-3	Adel	Johnson	Mathiang	Snider	Mitchell
2-0	Adel	Johnson	Mahmoud	Mitchell	Levitch
2-0	King	Spalding	Mahmoud	Snider	Mitchell
2-2	Adel	Spalding	Mahmoud	Snider	Mitchell
1-0	King	Spalding	Mahmoud	Snider	Adel
1-0	Adel	Johnson	Mahmoud	Mitchell	Hicks
1-0	King	Johnson	Mahmoud	Snider	Mitchell
1-1	King	Johnson	Mahmoud	Mitchell	Adel
0-1	King	Johnson	Mahmoud	Mitchell	Levitch

## Scoring Summary

	1st Half	2nd Half	OT	Total
Louisville	1114	1182	37	2333
Opponents	886	1049	27	1962

## Leads and Deficits

UL's Biggest Halftime Lead .....	33 (51-18) vs. Pittsburgh (1/24)
UL's Biggest Halftime Lead Blown .....	15 (39-24) vs. Baylor (11/25)
UL's Biggest Halftime Deficit	
Overcome .....	7 (26-33) vs. Miami (2/11)
UL's Biggest 2nd Half Lead .....	58 three times
<i>latest:</i> (106-48) vs. Pittsburgh (1/24)	
UL's Biggest 2nd Half Lead Blown .....	20 (44-24) vs. Baylor (11/25)
UL's Biggest 2nd Half Deficit .....	21 three times
<i>latest:</i> (35-56) vs. Virginia (12/28)	
UL's Biggest 2nd Half Deficit	
Overcome .....	9 two times
<i>latest:</i> (35-44) vs. Miami (2/11)	
UL's Biggest Overall Lead .....	58 three times
<i>latest:</i> (106-48) vs. Pittsburgh (1/24)	
UL's Biggest Lead Blown .....	22 (32-10) vs. Baylor (11/25)
UL's Biggest Overall Deficit .....	21 three times
<i>latest:</i> (35-56) vs. Virginia (12/28)	
UL's Biggest Deficit Overcome .....	9 three times
<i>latest:</i> (35-44) vs. Miami (2/11)	

## Home, Road and Half Statistics

Halftime Leads .....	UL 21, Opp 8, Tied 1
FG% in KFC Yum! Center .....	475 (473-996)
FG% Away from Home .....	434 (367-845)
3 Pt FG% in KFC Yum! Center .....	381 (123-323)
3 Pt FG% Away from Home .....	342 (92-269)
FT% in KFC Yum! Center .....	687 (241-351)
FT% Away from Home .....	682 (197-289)
Scoring Average	
in KFC Yum! Center .....	81.9 (1310 pts.)
Scoring Avg. on the Road .....	73.1 (1023 pts.)
Opp. Scoring Average	
in KFC Yum! Center .....	64.2 (1027 pts.)
Opp. Scoring Average	
on the Road .....	66.8 (935 pts.)
Most 1st Half Points .....	51 vs. Pittsburgh (1/24)
Most 2nd Half Points .....	56 vs. Texas Southern (12/10)
Fewest 1st Half Points .....	21 vs. Virginia (12/28)
Fewest 2nd Half Points .....	21 vs. Virginia (2/6)
Largest Halftime Lead .....	33 vs. Pittsburgh (1/24)
Largest Halftime Deficit .....	15 vs. Virginia (12/28)

## 2016-17 Louisville Men's Basketball Team Superlatives

Louisville High	Louisville Low	Statistical Category	Opponent High	Opponent Low
106 vs. Pittsburgh (1/24)	53 vs. Virginia (12/28)	Points	90 by Virginia Tech (2/18)	47 by Evansville (11/11)
51 vs. Pittsburgh (1/24)	21 vs. Virginia (12/28)	First Half Points	44 by Virginia Tech (2/18)	16 by Eastern Ky. (12/17)
56 vs. Texas Southern (12/10)	21 vs. Virginia (2/6)	Second Half Points	54 by Pittsburgh (1/11)	20 by Evansville (11/11)
39 vs. Pittsburgh (1/24)	19 three times <i>latest: vs. Virginia (12/28)</i>	Field Goals	29 by Virginia Tech (2/18)	13 by Pittsburgh (1/24)
78 vs. Texas Southern (12/10)	44 vs. Virginia (12/28)	Field Goal Attempts	74 by Texas Southern (12/10)	47 by Virginia (2/6)
.582 vs. Pittsburgh (1/24)	.297 vs. Old Dominion (11/23)	FG Percentage	.592 by Virginia Tech (2/18)	.255 by Pittsburgh (1/24)
12 three times <i>latest: vs. Virginia Tech (2/18)</i>	2 vs. Virginia (12/28) vs. Florida State (1/21)	3-Point Field Goals	17 by Virginia Tech (2/18)	1 by Georgia Tech (1/7)
31 vs. Texas Southern (12/10)	13 vs. Purdue, Florida State	3-Point Field Goal Att.	34 by Syracuse (2/13)	8 by Virginia, Georgia Tech
.563 vs. Georgia Tech (1/7)	.143 vs. Virginia (12/28)	3-Point FG Percentage	.654 by Virginia Tech (2/18)	.125 by Georgia Tech (1/7)
23 vs. Texas Sou., Pitt	4 vs. North Carolina (2/22)	Free Throws	26 by Wake Forest (3/1)	6 by Clemson (1/19)
35 vs. Old Dominion (11/23)	10 vs. Baylor (11/25)	Free Throw Attempts	36 by Florida State, Wake Forest	11 by Southern Illinois (12/7)
.867 vs. NC State (1/29)	.308 vs. North Carolina (2/22)	Free Throw Percentage	.909 by Syracuse (2/26)	.462 by Clemson (1/19)
28 vs. Texas Southern (12/10)	5 vs. Boston College (2/4)	Offensive Rebounds	30 by Texas Southern (12/10)	5 by SIU (12/7), BC (2/4)
34 vs. Wichita State, Pitt	13 vs. Virginia (2/6)	Defensive Rebounds	38 by Old Dominion (11/23)	17 three times <i>latest: by Syracuse (2/26)</i>
52 vs. Evansville (11/11)	19 vs. Virginia (2/6)	Total Rebounds	51 by Old Dominion (11/23)	25 three times <i>latest: by Virginia Tech (2/18)</i>
27 vs. Old Dominion, Wake Forest	14 vs. Long Beach St., Sou. Ill.	Fouls	28 by Old Dominion (11/23)	12 by Baylor (11/25)
24 vs. Pittsburgh (1/24)	7 three times <i>latest: vs. Virginia (2/6)</i>	Assists	17 by Baylor (11/25)	6 by three times <i>latest: by Notre Dame (1/4)</i>
18 vs. Pittsburgh (1/11)	3 vs. Virginia Tech (2/18)	Turnovers	22 by Old Dominion (11/23)	8 by Miami (2/11)
14 vs. Eastern Ky. (12/17)	2 four times <i>latest: vs. Virginia (2/6)</i>	Blocked Shots	8 by Virginia (2/6)	0 four times <i>latest: by Syracuse (2/26)</i>
10 four times	3 vs. Florida State (1/21)	Steals	10 by North Carolina (2/22)	1 by Virginia Tech (2/18)

## 2016-17 Louisville Men's Basketball Individual Superlatives

	Louisville	Opponent
Points	29 by Donovan Mitchell vs. Pittsburgh (1/24)	43 by Jamel Artis, Pittsburgh (1/11)
Field Goals Made	10 by Quentin Snider vs. Kentucky (12/21)	15 by Jamel Artis, Pittsburgh (1/11)
Field Goals Attempted	20 by Donovan Mitchell vs. Notre Dame (1/4)	30 by D. Jefferson, Texas Southern (12/10)
Highest FG Pct. (min. 5 made)	100 four times <i>latest: (7-7) by Anas Mahmoud vs. Pitt (1/24)</i>	.875 (7-8) by Ty Outlaw, Virginia Tech (2/18)
3-Point Field Goals Made	6 by Donovan Mitchell, 3 times <i>latest: vs. Syracuse (2/26)</i>	7 by Jamel Artis, Pittsburgh (1/11)
3-Point Field Goals Attempted	10 by Donovan Mitchell, 3 times <i>latest: vs. Syracuse (2/26)</i> by Deng Adel vs. Miami (2/11)	14 by Andrew White III, Syracuse (2/13)
3-Point FG Pct. (min. 3 made)	1.000 (3-3) by V.J. King vs. William & Mary (11/14)	100 (3-3) by Ryan Cline, Purdue (11/30)
Free Throws Made	7 by Deng Adel vs. William & Mary (11/14), Syracuse (2/26) by Quentin Snider vs. Old Dominion (11/23)	11 three times <i>latest: by John Collins, Wake Forest (3/1)</i>
Free Throws Attempted	11 by Quentin Snider vs. Old Dominion (11/23)	16 by DeWayne Russell, Grand Canyon (12/3)
Free Throw Pct. (min. 8 made)	none	100 (8-8) by Tyler Lydon, Syracuse (2/26)
Offensive Rebounds	7 by Jaylen Johnson vs. Evansville (11/11) by Mangok Mathiang vs. Florida State (1/21)	15 by Derrick Griffin, Texas Southern (12/10)
Defensive Rebounds	10 by Deng Adel vs. Southern Illinois (12/7)	11 by Derrick Griffin, Texas Southern (12/10)
Total Rebounds	14 by Jaylen Johnson vs. Evansville (11/11)	26 by Derrick Griffin, Texas Southern (12/10)
Turnovers	5 by Mangok Mathiang vs. Old Dominion (11/23) by Deng Adel vs. Syracuse (2/13)	11 by D. Jefferson, Texas Southern (12/10)
Assists	7 by Quentin Snider vs. Georgia Tech (1/7)	7 by London Perrantes, Virginia (12/28)
Blocked Shots	6 vs. Anas Mahmoud vs. Wichita St. (11/24), Notre Dame (1/4) vs. Jaylen Johnson vs. Southern Illinois (12/7)	6 by Jo Lual-Acuil, Baylor (11/25)
Steals	7 by Donovan Mitchell vs. Old Dominion (11/23)	3 five times, <i>latest: Tylor Lydon, Syracuse (2/26)</i>
Minutes Played (regulation game)	40- by Deng Adel vs. Wake Forest (3/1)	40 four times <i>latest: T. Lydon &amp; White, Syracuse (2/26)</i>
Minutes Played (overtime game)	43 by Quentin Snider vs. Syracuse (2/13)	45 three times White, Lydon, Gillon, Syracuse (2/13)





**2016-17 Louisville Men's Basketball**  
**LOUISVILLE Game-by-Game Highs (as of Mar 02, 2017)**  
**All games**



Opponent	Date	Score	Points	Rebounds	Assists	Steals	Blocked shots
EVANSVILLE	11/11/16	78-47	19-JOHNSON, Jaylen	14-JOHNSON, Jaylen	3-MITCHELL, Donovan SNIDER, Quentin	4-MITCHELL, Donovan	3-JOHNSON, Jaylen MAHMOUD, Anas
WILLIAM & MARY	11/14/16	91-58	17-KING, V.J.	10-MATHIANG, Mang	5-ADEL, Deng	4-ADEL, Deng	5-MATHIANG, Mang
LONG BEACH ST	11/17/16	88-56	14-JOHNSON, Jaylen	11-JOHNSON, Jaylen	5-SNIDER, Quentin McMAHON, Ryan	2-MATHIANG, Mango SPALDING, Ray MITCHELL, Donovan	2-SPALDING, Ray MAHMOUD, Anas
vs Old Dominion	11/23/16	68-62	18-SNIDER, Quentin	12-JOHNSON, Jaylen	4-SNIDER, Quentin	7-MITCHELL, Donovan	2-SPALDING, Ray
vs Wichita State	11/24/16	62-52	14-MITCHELL, Donovan SNIDER, Quentin	9-SPALDING, Ray	5-MITCHELL, Donovan	3-MITCHELL, Donovan	6-MAHMOUD, Anas
vs Baylor	11/25/16	63-66	17-MITCHELL, Donovan	8-MITCHELL, Donovan	4-MITCHELL, Donovan	1-MAHMOUD, Anas MITCHELL, Donovan ADEL, Deng MATHIANG, Mango	1-MAHMOUD, Anas MATHIANG, Mango
PURDUE	11/30/16	71-64	11-MATHIANG, Mang SPALDING, Ray	9-SPALDING, Ray	2-SNIDER, Quentin MAHMOUD, Anas ADEL, Deng	1-MATHIANG, Mango ADEL, Deng MITCHELL, Donovan MAHMOUD, Anas JOHNSON, Jaylen McMAHON, Ryan	1-SPALDING, Ray MAHMOUD, Anas MITCHELL, Donovan
at Grand Canyon	12/3/16	79-70	15-ADEL, Deng	8-MATHIANG, Mango	4-SNIDER, Quentin	2-LEVITCH, David	2-MATHIANG, Mang
SOUTHERN ILLINOIS	12/7/16	74-51	15-MATHIANG, Mang	12-ADEL, Deng	4-SNIDER, Quentin	2-HICKS, Tony SPALDING, Ray MITCHELL, Donovan	6-JOHNSON, Jaylen
TEXAS SOUTHERN	12/10/16	102-71	15-SNIDER, Quentin	8-JOHNSON, Jaylen MATHIANG, Mango	4-SNIDER, Quentin	4-MITCHELL, Donovan	3-ADEL, Deng
EASTERN KENTUCKY	12/17/16	87-56	15-MITCHELL, Donovan	13-MATHIANG, Mang	6-SNIDER, Quentin	2-MAHMOUD, Anas SPALDING, Ray	5-MAHMOUD, Anas
KENTUCKY	12/21/16	73-70	22-SNIDER, Quentin	7-SPALDING, Ray	5-SNIDER, Quentin	2-SNIDER, Quentin	2-MAHMOUD, Anas MATHIANG, Mango
VIRGINIA	12/28/16	53-61	8-ADEL, Deng SNIDER, Quentin HICKS, Tony	6-SPALDING, Ray	2-MAHMOUD, Anas	1-HICKS, Tony MITCHELL, Donovan JOHNSON, Jaylen MATHIANG, Mango ADEL, Deng	2-MAHMOUD, Anas
vs Indiana	12/31/16	77-62	25-MITCHELL, Donovan	7-JOHNSON, Jaylen	4-ADEL, Deng	3-SNIDER, Quentin	3-MAHMOUD, Anas
at Notre Dame	1/4/17	70-77	20-MITCHELL, Donovan	10-SPALDING, Ray	5-MITCHELL, Donovan	5-MITCHELL, Donovan	6-MAHMOUD, Anas
at Georgia Tech	1/7/17	65-50	20-MITCHELL, Donovan	12-SPALDING, Ray	7-SNIDER, Quentin	2-SNIDER, Quentin SPALDING, Ray	3-MITCHELL, Donovan MATHIANG, Mango
PITTSBURGH	1/11/17	85-80	22-SNIDER, Quentin	8-MITCHELL, Donovan SPALDING, Ray	5-SNIDER, Quentin	3-MITCHELL, Donovan	3-MATHIANG, Mang
DUKE	1/14/17	78-69	17-MAHMOUD, Anas	11-MAHMOUD, Anas	6-SNIDER, Quentin	3-SNIDER, Quentin	1-MAHMOUD, Anas HICKS, Tony
CLEMSON	1/19/17	92-60	18-MITCHELL, Donovan ADEL, Deng	10-JOHNSON, Jaylen	4-MITCHELL, Donovan	3-MITCHELL, Donovan	2-MATHIANG, Mang
at Florida State	1/21/17	68-73	16-HICKS, Tony	13-MATHIANG, Mang	3-LEVITCH, David	1-ADEL, Deng JOHNSON, Jaylen MATHIANG, Mango	2-MATHIANG, Mang
at Pitt	1/24/17	106-51	29-MITCHELL, Donovan	11-JOHNSON, Jaylen	5-McMAHON, Ryan	2-MAHMOUD, Anas	3-SPALDING, Ray
NC STATE	1/29/17	85-60	28-MITCHELL, Donovan	8-MITCHELL, Donovan	5-MITCHELL, Donovan	2-MITCHELL, Donovan LEVITCH, David	1-SPALDING, Ray KING, V.J. MAHMOUD, Anas
at Boston College	2/4/17	90-67	19-MITCHELL, Donovan ADEL, Deng	7-JOHNSON, Jaylen SPALDING, Ray	3-MITCHELL, Donovan LEVITCH, David	4-MITCHELL, Donovan	3-MAHMOUD, Anas



2016-17 Louisville Men's Basketball  
LOUISVILLE Game-by-Game Highs (as of Mar 02, 2017)  
All games

Opponent	Date	Score	Points	Rebounds	Assists	Steals	Blocked shots
at Virginia	2/6/17	55-71	24-KING, V.J.	5-SPALDING, Ray	3-MITCHELL, Donov	4-MITCHELL, Donov	2-MAHMOUD, Anas
MIAMI	2/11/17	71-66	18-MITCHELL, Donov ADEL, Deng	8-JOHNSON, Jaylen MATHIANG, Mango	4-SNIDER, Quentin MITCHELL, Donova	2-JOHNSON, Jaylen	1-MITCHELL, Donov ADEL, Deng JOHNSON, Jaylen MATHIANG, Mango
at Syracuse	2/13/17	76-72	16-MITCHELL, Donov	8-MAHMOUD, Anas	6-SNIDER, Quentin	3-MITCHELL, Donov	3-MAHMOUD, Anas
VIRGINIA TECH	2/18/17	94-90	26-MITCHELL, Donov	8-JOHNSON, Jaylen	4-SNIDER, Quentin	2-MAHMOUD, Anas	2-SPALDING, Ray
at North Carolina	2/22/17	63-74	21-MITCHELL, Donov	6-ADEL, Deng	3-ADEL, Deng MITCHELL, Donova	2-MAHMOUD, Anas SPALDING, Ray	4-MAHMOUD, Anas
SYRACUSE	2/26/17	88-68	25-MITCHELL, Donov	11-SPALDING, Ray	6-SNIDER, Quentin	4-MAHMOUD, Anas	1-SPALDING, Ray MAHMOUD, Anas MATHIANG, Mango
at Wake Forest	03/01/17	81-88	22-ADEL, Deng	10-MATHIANG, Mang	3-MITCHELL, Donov ADEL, Deng	3-MITCHELL, Donov	2-SPALDING, Ray

**Specialty Stats Game-by-Game (UL/Opp)**

Opponent	Date	Paint	Off TO	2nd Chnc	Fast Brk	Bench	Opponent	Date	Paint	Off TO	2nd Chnc	Fast Brk	Bench
Evansville	11/11/16	46/20	20/12	23/4	7/6	26/19	Georgia Tech	1/7/17	26/24	7/5	18/12	4/6	11/7
William & Mary	11/14/16	46/22	22/5	14/13	10/4	37/23	Pittsburgh	1/11/17	34/22	15/22	17/10	9/2	31/7
Long Beach State	11/17/16	42/20	25/12	19/12	0/4	40/18	Duke	1/14/17	36/26	13/7	13/5	6/6	16/3
Old Dominion	11/23/16	20/34	17/11	18/13	4/4	12/15	Clemson	1/19/17	42/22	23/12	20/9	4/2	24/22
Wichita State	11/24/16	18/20	8/9	16/16	5/2	21/24	Florida State	1/21/17	40/30	7/12	18/9	4/6	40/11
Baylor	11/25/16	38/46	11/9	13/5	9/10	18/36	Pittsburgh	1/24/17	52/12	22/7	12/4	11/4	36/17
Purdue	11/30/16	32/18	11/13	14/11	2/4	28/23	NC State	1/29/17	32/24	22/11	15/8	2/4	33/10
Grand Canyon	12/3/16	44/22	18/7	10/5	4/6	38/5	Boston College	2/4/17	40/28	23/8	4/0	14/6	32/23
Southern Illinois	12/7/16	40/22	17/10	13/3	6/8	22/4	Virginia	2/6/17	22/32	11/8	7/11	4/8	6/21
Texas Southern	12/10/16	38/32	28/11	30/25	6/6	43/8	Miami	2/11/17	18/34	11/5	15/14	2/2	27/18
Eastern Kentucky	12/17/16	38/26	21/14	16/4	18/6	42/17	Syracuse	2/13/17	30/32	12/10	18/9	8/10	20/12
Kentucky	12/21/16	34/32	8/13	11/4	8/12	6/12	Virginia Tech	2/18/17	34/20	11/5	26/3	0/0	18/43
Virginia	12/28/16	26/26	13/18	6/8	4/8	26/29	North Carolina	2/22/17	40/24	17/14	8/9	14/7	14/11
Indiana	12/31/16	30/30	19/8	5/21	4/2	39/21	Syracuse	2/26/17	38/22	27/18	15/14	12/0	24/3
Notre Dame	1/4/17	32/34	17/11	15/12	8/4	16/11	Wake Forest	3/1/17	38/22	11/18	12/10	8/6	38/46

# 2016-17 Box Scores

## Louisville 109, Kentucky Wesleyan 71 (exhibition) Nov. 3, 2016 -- KFC YUM! CENTER

### Louisville 109

Player	min	FG	3FG	FT	Reb	Ast	TO	BL	ST	PF	TP
Johnson	f 21	6-6	0-0	3-6	6	2	2	0	0	4	15
Adel	f 23	5-7	1-1	5-5	7	3	3	0	0	1	16
Mahmoud	c 19	3-7	0-0	0-0	1	1	0	2	1	1	6
Snider	g 27	5-9	4-6	0-0	3	2	2	0	1	1	14
Mitchell	g 21	4-9	0-3	3-4	5	4	1	1	2	3	11
King	16	2-3	1-1	3-4	3	0	1	0	0	2	8
Hicks	15	1-4	0-1	1-2	3	5	0	0	0	2	3
Stockman	8	2-5	0-0	3-4	4	2	1	0	0	2	7
Henderson	1	0-0	0-0	0-0	0	0	0	0	0	0	0
Mathiang	13	3-3	0-0	1-2	5	1	0	1	1	4	7
Spalding	19	4-6	0-0	0-0	4	0	4	2	2	0	8
Levitich	8	0-1	0-1	0-0	0	1	0	0	0	2	0
McMahon	9	4-5	3-4	3-4	1	0	0	0	1	2	14
Team					1						
Totals	200	39-65	9-17	22-31	43	21	14	6	8	24	109

Total FG% 1st H: 20-36 55.6% 2nd H: 19-29 65.5% Game: 60.0%  
 3-Pt. FG% 1st H: 3- 8 37.5% 2nd H: 6- 9 66.7% Game: 52.9%  
 FThrow % 1st H: 8-10 80.0% 2nd H: 14-21 66.7% Game: 71.0%

### Kentucky Wesleyan 71

Player	min	FG	3FG	FT	Reb	Ast	TO	BL	ST	PF	TP
Williams	26	5-12	0-4	2-2	5	1	1	0	0	5	12
Hatton	28	4-9	2-4	1-1	2	0	1	0	0	2	11
Foster	16	0-2	0-0	4-4	0	0	0	0	0	0	4
Jacks	30	5-8	0-0	3-7	11	3	4	0	0	4	13
Bosley	32	3-12	1-5	7-9	2	2	1	0	0	0	14
Lindsey	22	1-2	0-1	4-5	4	5	5	0	0	4	6
Noffsinger	2	0-0	0-0	0-0	0	1	0	0	0	0	0
Stanford	14	2-5	0-0	0-1	2	0	1	1	0	4	4
Lukens	2	0-0	0-0	0-0	0	0	0	0	0	0	0
Derkson	14	2-4	1-3	0-0	1	1	1	0	0	2	5
Vigilance	14	1-5	0-0	0-1	2	0	1	0	4	5	2
Team					1		1				
Totals	200	23-59	4-18	21-30	30	13	20	1	4	26	71

Total FG% 1st H: 10-28 35.7% 2nd H: 13-31 41.9% Game: 39.0%  
 3-Pt. FG% 1st H: 4-11 36.4% 2nd H: 0- 7 0.0% Game: 22.2%  
 F Throw % 1st H: 7-10 70.0% 2nd H: 14-20 70.0% Game: 70.0%

Score by Periods	1st	2nd	Total	Attendance:
Ky. Wesleyan	31	40	71	15,836
Louisville	51	58	109	Ties: 0
				Lead Changes: 0

## Louisville 81, Bellarmine 60 (exhibition) Nov. 7, 2016 -- KFC YUM! CENTER

### Louisville 81

Player	min	FG	3FG	FT	Reb	Ast	TO	BL	ST	PF	TP
Johnson	f 26	3-8	0-0	0-0	11	0	3	1	2	1	6
Adel	f 22	5-9	1-3	2-2	3	2	1	0	0	3	13
Mathiang	c 23	1-3	0-0	0-0	5	2	1	0	0	1	2
Snider	g 28	4-11	3-6	0-0	3	4	1	0	0	2	11
Mitchell	g 17	4-6	3-4	2-2	2	1	1	0	0	2	13
King	15	3-6	0-0	0-1	2	0	0	0	0	2	6
Hicks	12	5-8	0-1	2-4	2	2	1	0	0	1	12
Henderson	3	0-1	0-1	0-0	0	0	0	0	0	0	0
Spalding	14	1-4	0-0	2-2	3	1	2	2	3	4	10
Mahmoud	17	1-3	0-0	0-0	6	1	1	0	1	1	2
Levitich	15	3-4	1-2	2-2	0	0	0	0	0	0	9
McMahon	8	1-2	1-2	0-2	0	0	0	0	1	2	3
Team					0						
Totals	200	31-65	9-19	10-15	37	11	12	4	7	17	81

Total FG% 1st H: 18-34 52.9% 2nd H: 13-31 41.9% Game: 47.7%  
 3-Pt. FG% 1st H: 7-14 50.0% 2nd H: 2- 5 40.0% Game: 47.4%  
 FThrow % 1st H: 6-11 54.5% 2nd H: 4- 4 100% Game: 66.7%

### Bellarmine 60

Player	min	FG	3FG	FT	Reb	Ast	TO	BL	ST	PF	TP
Knott	f 26	6-7	2-2	1-2	4	0	3	0	1	1	15
Eberhard	f 33	6-14	0-2	0-2	5	4	3	1	0	0	12
Davis	g 33	2-3	0-0	3-6	7	3	1	0	0	4	7
Troutman	g 35	2-10	1-5	4-4	9	1	4	0	2	3	9
Coles	g 21	3-3	2-2	0-0	3	2	1	0	2	2	8
Cook	13	0-2	0-1	0-0	3	1	0	1	0	1	0
Ramser	3	0-1	0-0	0-0	1	0	2	0	0	0	0
Jenkins	20	2-9	1-3	2-2	1	2	4	0	1	2	7
Bach	9	0-1	0-0	0-0	1	0	1	0	0	1	0
Hunter	3	0-0	0-0	0-0	1	0	0	0	0	0	0
Schurfranz	1	0-0	0-0	0-0	0	0	0	0	0	0	0
Taylor	3	1-1	0-0	0-0	0	0	0	0	0	0	2
Team					0		2				
Totals	200	22-51	6-15	10-14	34	17	23	2	6	14	60

Total FG% 1st H: 3-16 18.8% 2nd H: 19-35 54.3% Game: 43.1%  
 3-Pt. FG% 1st H: 1- 7 14.3% 2nd H: 5- 8 62.5% Game: 40.0%  
 F Throw % 1st H: 10-13 76.9% 2nd H: 0- 1 0.0% Game: 66.7%

Score by Periods	1st	2nd	Total	Attendance:
Bellarmine	17	43	60	16,437
Louisville	49	32	81	Ties: 0
				Lead Changes: 0

## Louisville 78, Evansville 47 Nov. 11, 2016 -- KFC YUM! CENTER

### Louisville 78

Player	min	FG	3FG	FT	Reb	Ast	TO	BL	ST	PF	TP
Johnson	f 24	9-11	1-1	0-2	14	1	3	3	0	0	19
Adel	f 23	1-8	0-3	4-5	5	2	1	0	1	0	6
Mathiang	c 20	4-10	0-0	1-2	7	0	1	2	0	2	9
Snider	g 18	0-1	0-1	3-4	2	3	1	0	0	3	3
Mitchell	g 26	6-11	2-6	1-2	5	3	3	0	4	0	15
King	14	0-1	0-1	6-8	2	0	0	1	0	1	6
Hicks	18	2-5	0-1	0-2	2	2	1	0	2	0	4
Stockman	3	2-3	0-0	0-2	2	0	0	0	0	1	4
Henderson	3	0-0	0-0	0-0	0	0	0	0	0	0	0
Spalding	15	1-4	0-1	0-0	4	1	1	1	1	5	2
Mahmoud	17	5-5	0-0	0-0	5	1	1	3	1	2	10
Sharpe	1	0-0	0-0	0-0	0	0	0	0	0	0	0
Levitich	12	0-2	0-0	0-0	3	2	0	0	1	0	0
McMahon	6	0-2	0-1	0-0	0	0	0	0	0	3	0
Team					1						
Totals	200	30-63	3-15	15-27	52	15	12	10	10	17	78

Total FG% 1st H: 13-28 46.4% 2nd H: 17-35 48.6% Game: 46.6%  
 3-Pt. FG% 1st H: 3-10 30.0% 2nd H: 0- 5 0.0% Game: 20.0%  
 FThrow % 1st H: 14-19 73.7% 2nd H: 1- 8 12.5% Game: 55.6%

### Evansville 47

Player	min	FG	3FG	FT	Reb	Ast	TO	BL	ST	PF	TP
Wiley	f 12	0-2	0-0	0-2	3	0	1	0	1	3	0
Howard	f 21	1-3	0-0	0-0	7	0	1	0	0	1	2
Taylor	g 26	2-14	1-5	0-0	5	1	3	1	3	3	5
Brown	g 33	5-13	3-6	6-10	1	1	1	0	1	0	19
Gibson	g 24	1-4	0-0	0-0	0	2	1	0	0	0	2
Benzon	18	2-4	0-0	1-2	3	0	0	0	1	3	5
Eaves	9	0-1	0-1	0-0	2	0	2	0	0	1	0
Hainna	10	0-2	0-1	0-0	1	0	0	0	0	1	0
Smith	22	1-5	0-2	3-3	3	2	2	0	1	4	5
Vucetic	12	2-7	0-0	1-2	2	0	1	1	0	2	5
Traore	13	2-2	0-0	0-1	1	0	0	0	0	0	4
Team					1		1				
Totals	200	16-57	4-15	11-20	29	6	13	2	7	18	47

Total FG% 1st H: 10-34 29.4% 2nd H: 6-23 26.1% Game: 28.1%  
 3-Pt. FG% 1st H: 4-11 36.4% 2nd H: 0- 4 0.0% Game: 26.7%  
 F Throw % 1st H: 3- 5 60.0% 2nd H: 8-15 53.3% Game: 55.0%

Score by Periods	1st	2nd	Total	Attendance:
Evansville	27	20	47	21,129
Louisville	43	35	78	Ties: 5
				Lead Changes: 10

## Louisville 91, William & Mary 58 Nov. 14, 2016 -- KFC YUM! CENTER

### Louisville 91

Player	min	FG	3FG	FT	Reb	Ast	TO	BL	ST	PF	TP
Johnson	f 25	5-8	0-0	3-4	9	0	1	0	1	3	13
Adel	f 27	4-9	1-5	7-7	5	5	0	0	4	1	16
Mathiang	c 23	1-2	0-0	1-6	10	2	0	5	0	1	3
Snider	g 26	4-11	4-9	1-2	3	4	2	0	0	1	13
Mitchell	g 29	4-10	1-5	0-0	5	3	2	4	1	3	9
King	17	7-11									

# 2016-17 Box Scores

## Louisville 62, Wichita State 52 Nov. 24, 2016 -- Paradise Island, Bahamas Battle 4 Atlantis

Louisville 62												
Player	min	FG	3FG	FT	Reb	Ast	TO	BL	ST	PF	TP	
Johnson	f 14	0-1	0-0	1-2	6	0	0	0	0	3	1	
Adel	f 21	3-6	3-4	2-2	2	1	1	0	0	5	11	
Mathiang	c 6	0-1	0-0	1-2	2	0	1	0	0	4	1	
Snider	g 35	5-15	2-8	2-2	4	3	0	1	3	14		
Mitchell	g 35	3-13	2-8	2-3	8	5	1	0	3	1	14	
King	20	2-8	0-3	6-8	4	0	3	0	0	1	10	
Stockman	3	0-0	0-0	0-0	1	0	0	0	0	0	0	
Spalding	25	2-5	0-0	0-0	9	1	2	0	3	4		
Mahmoud	31	1-1	0-0	3-4	5	1	3	6	0	2	5	
Levitich	8	1-1	0-0	0-0	0	2	0	0	0	0	2	
McMahon	2	0-1	0-1	0-0	1	0	1	0	0	0	0	
Team					4							
Totals	200	19-52	7-24	17-23	46	13	15	8	4	22	62	

Total FG% 1st H: 12-28 42.9% 2nd H: 7-24 29.3% Game: 36.5%  
 3-Pt. FG% 1st H: 4-12 33.3% 2nd H: 3-12 25.0% Game: 29.2%  
 FThrow % 1st H: 6- 8 62.5% 2nd H: 12-15 80.0% Game: 73.9%

Wichita State 52												
Player	min	FG	3FG	FT	Reb	Ast	TO	BL	ST	PF	TP	
Kelly	f 19	0-4	0-1	0-1	2	1	0	0	0	3	0	
Brown	f 19	3-8	1-4	0-2	2	1	1	0	1	1	7	
Morris	c 30	5-13	0-1	0-0	4	1	1	0	1	2	10	
Shamet	g 16	0-5	0-2	2-2	4	3	2	0	0	4	2	
Frankamp	g 34	3-7	3-7	0-0	4	1	0	0	1	0	9	
Smith	13	1-1	1-1	0-0	1	1	0	0	0	0	3	
Reaves	14	2-6	1-4	0-0	2	1	1	0	0	0	5	
Nuger	14	1-1	0-0	1-1	5	0	1	0	0	1	3	
Willis	12	1-4	0-0	1-2	4	1	2	0	1	4	3	
Hamilton	2	0-1	0-0	0-2	0	0	0	0	0	0	0	
McDuffie	27	2-7	0-2	6-8	4	2	3	0	0	2	10	
Team					1							
Totals	200	18-57	6-22	10-18	33	17	12	12	0	4	52	

Total FG% 1st H: 7-26 26.9% 2nd H: 11-31 35.5% Game: 31.6%  
 3-Pt. FG% 1st H: 2- 8 25.0% 2nd H: 4-14 28.6% Game: 27.3%  
 F Throw % 1st H: 1- 7 14.3% 2nd H: 9-11 81.8% Game: 55.6%

Score by Periods				Attendance: 1,604	
1st	2nd	Total			
Wichita State	17	35	52	Ties: 1	
Louisville	33	29	62	Lead Changes: 2	

## Louisville 63, Baylor 66 Nov. 25, 2016 -- Paradise Island, Bahamas Battle 4 Atlantis Championship Game

Louisville 63												
Player	min	FG	3FG	FT	Reb	Ast	TO	BL	ST	PF	TP	
Johnson	f 29	5-9	0-0	0-0	6	0	1	0	0	2	10	
Adel	f 30	1-9	0-2	2-2	5	1	1	0	1	4	4	
Mathiang	c 19	0-3	0-0	0-0	5	1	0	1	1	3	0	
Snider	g 34	6-17	2-8	0-0	2	3	0	0	0	1	14	
Mitchell	g 36	6-11	2-5	3-4	8	4	4	0	1	3	17	
King	12	2-5	1-1	0-0	2	0	2	0	0	0	5	
Stockman	1	0-1	0-0	1-2	1	0	0	0	0	1	1	
Henderson	1	0-0	0-0	0-0	0	0	0	0	0	0	0	
Spalding	16	3-6	0-1	0-0	4	0	0	0	0	1	6	
Mahmoud	14	1-1	0-0	0-0	0	2	0	1	1	3	2	
Levitich	7	1-1	0-0	0-0	1	0	0	0	0	1	2	
McMahon	1	0-1	0-1	2-2	0	0	0	0	0	0	2	
Team					4							
Totals	200	25-64	5-18	8-10	35	11	7	2	4	19	63	

Total FG% 1st H: 16-37 43.2% 2nd H: 9-27 33.3% Game: 39.1%  
 3-Pt. FG% 1st H: 2-10 20.0% 2nd H: 3- 8 37.5% Game: 27.8%  
 FThrow % 1st H: 5- 6 83.3% 2nd H: 3- 4 75.0% Game: 80.0%

Baylor 66												
Player	min	FG	3FG	FT	Reb	Ast	TO	BL	ST	PF	TP	
Lual-Acui	f 24	3-4	0-0	1-1	3	0	1	6	0	1	7	
Motley	f 31	5-9	0-1	5-7	6	2	4	1	0	4	15	
Lecomte	g 23	2-4	0-2	0-0	0	2	1	0	0	3	4	
Wainright	g 30	0-3	0-3	0-0	8	5	1	0	0	3	0	
Freeman	g 21	2-5	0-2	0-0	2	1	1	0	0	0	4	
Mitchell	4	0-2	0-1	1-3	0	0	0	0	1	0	1	
Lindsey	23	4-4	0-0	0-0	2	5	0	0	2	0	8	
McClure	19	5-8	2-4	3-4	1	1	0	0	1	0	15	
Maston	25	5-10	0-0	2-2	5	1	1	0	1	1	12	
Team					4							
Totals	200	26-49	2-13	12-17	31	17	12	7	5	12	66	

Total FG% 1st H: 9-23 39.1% 2nd H: 17-26 65.4% Game: 53.1%  
 3-Pt. FG% 1st H: 0- 6 00.0% 2nd H: 2- 7 28.6% Game: 15.4%  
 F Throw % 1st H: 6- 9 66.7% 2nd H: 6- 8 75.0% Game: 70.6%

Score by Periods				Attendance: 1,655	
1st	2nd	Total			
Baylor	24	42	66	Ties: 1	
Louisville	39	24	63	Lead Changes: 1	

## Louisville 71, Purdue 64 Nov. 30, 2016 -- KFC YUM! CENTER ACC/Big Ten Challenge

Louisville 71												
Player	min	FG	3FG	FT	Reb	Ast	TO	BL	ST	PF	TP	
Johnson	f 13	3-5	0-0	0-0	2	0	0	0	1	2	6	
Adel	f 31	3-7	2-4	1-2	5	2	3	0	1	1	9	
Mathiang	c 25	5-11	0-0	1-2	8	1	2	0	1	3	11	
Snider	g 31	2-11	0-4	5-7	2	2	2	0	0	0	9	
Mitchell	g 22	3-9	0-3	2-2	5	1	2	1	1	4	8	
King	10	0-3	0-0	0-0	2	0	0	0	0	0	0	
Hicks	13	0-0	0-0	0-0	1	1	1	0	0	0	0	
Stockman	1	0-0	0-0	0-0	0	0	0	0	0	0	0	
Spalding	26	5-5	0-0	1-2	9	1	2	1	0	3	11	
Mahmoud	14	4-4	0-0	1-2	1	2	0	1	1	5	9	
Levitich	5	1-1	0-0	0-0	0	0	0	0	0	0	2	
McMahon	9	2-2	2-2	0-0	1	1	0	0	1	1	6	
Team					0							
Totals	200	28-58	4-13	11-17	36	11	12	3	6	19	71	

Total FG% 1st H: 15-32 46.9% 2nd H: 13-26 50.0% Game: 48.3%  
 3-Pt. FG% 1st H: 1- 7 14.3% 2nd H: 3- 6 50.0% Game: 30.8%  
 FThrow % 1st H: 2- 3 66.7% 2nd H: 9-14 64.3% Game: 64.7%

Purdue 64												
Player	min	FG	3FG	FT	Reb	Ast	TO	BL	ST	PF	TP	
Edwards	f 22	0-4	0-2	1-2	3	3	3	1	0	3	1	
Swanigan	f 35	3-7	2-3	6-8	11	3	6	0	2	4	14	
Haas	c 24	2-9	0-0	4-6	5	0	1	0	0	2	8	
Thompson	g 22	4-7	3-4	2-2	0	1	0	0	0	4	13	
Mathias	g 31	1-4	0-2	3-4	5	4	1	0	1	1	5	
Edwards	23	4-15	1-6	0-0	1	0	3	0	2	2	9	
Smotherman	11	2-2	1-1	0-0	3	1	1	0	0	1	5	
Cline	23	3-3	3-3	0-0	4	1	1	0	1	1	9	
Albrecht	9	0-2	0-2	0-0	2	0	1	0	0	1	0	
Team					0							
Totals	200	19-53	10-23	16-22	34	13	17	1	6	19	64	

Total FG% 1st H: 7-28 25.0% 2nd H: 12-25 48.0% Game: 35.8%  
 3-Pt. FG% 1st H: 4-12 33.3% 2nd H: 6-11 54.5% Game: 43.5%  
 F Throw % 1st H: 1- 2 50.0% 2nd H: 15-20 75.0% Game: 72.7%

Score by Periods				Attendance: 21,841	
1st	2nd	Total			
Purdue	19	45	64	Ties: 0	
Louisville	33	38	71	Lead Changes: 2	

## Louisville 79, Grand Canyon 70 Dec. 3, 2016 -- Phoenix, Ariz. (GCU Arena)

Louisville 79												
Player	min	FG	3FG	FT	Reb	Ast	TO	BL	ST	PF	TP	
Johnson	f 16	2-5	0-0	1-2	4	1	3	0	0	2	5	
Adel	f 29	7-16	1-5	0-0	3	0	1	0	1	3	15	
Mathiang	c 20	1-4	0-0	1-2	8	1	1	2	1	4	3	
Snider	g 25	3-9	1-3	2-2	3	4	0	0	0	4	9	
Mitchell	g 26	3-9	1-3	0-0	4	1	1	1	1	0	9	
King	24	4-6	2-2	4-4	3	2	0	0	0	0	14	
Stockman	15	3-3	0-0	4-5	3	0	1	0	0	1	10	
Spalding	27	5-7	0-0	4-4	3	3	1	1	0	4	14	
Levitich	14	0-1	0-1	0-0	2	0	0	0	2	0	0	
McMahon	4	0-1	0-1	0-0	0	0	0	0	0	1	0	
Team					3							
Totals	200	29-61	5-15	16-19	36							



# 2016-17 Box Scores

## Louisville 87, Eastern Kentucky 56 Dec. 17, 2016 -- KFC YUM! CENTER

### Louisville 87

Player	min	FG	3FG	FT	Reb	Ast	TO	BL	ST	PF	TP
Johnson	f 17	2-3	0-0	6-6	7	0	1	1	0	4	10
Adel	f 26	2-8	0-3	3-3	3	3	2	1	1	1	7
Mathiang	c 20	0-3	0-0	0-0	13	4	1	2	0	3	0
Snider	g 25	5-7	3-5	0-0	1	6	1	0	0	0	13
Mitchell	g 19	4-9	2-7	5-5	7	0	2	0	1	3	15
King	13	3-7	0-1	3-4	2	0	0	0	0	1	9
Hicks	17	4-8	2-3	0-0	1	1	4	0	0	1	10
Stockman	4	0-0	0-0	0-0	3	0	0	0	0	0	0
Henderson	1	0-0	0-0	0-0	0	1	0	0	1	0	0
Spalding	23	4-7	0-0	0-2	5	1	1	4	2	0	8
Mahmoud	16	3-5	0-0	0-1	4	0	1	5	2	1	6
Sharpe	1	0-0	0-0	0-0	0	1	1	0	0	0	0
Levitich	9	2-3	2-3	0-0	0	2	1	0	0	1	6
McMahon	9	1-2	1-2	0-0	1	0	1	1	0	1	3
Team					0						
Totals	200	30-62	10-24	17-21	47	19	16	14	7	16	87

Total FG% 1st H: 12-31 38.7% 2nd H: 18-31 58.1% Game: 48.4%  
 3-Pt. FG% 1st H: 5-12 41.7% 2nd H: 5-12 41.7% Game: 41.7%  
 FThrow % 1st H: 7- 8 87.5% 2nd H: 10-13 76.9% Game: 81.0%

### Eastern Kentucky 56

Player	min	FG	3FG	FT	Reb	Ast	TO	BL	ST	PF	TP
Mayo	f 32	5-12	2-3	3-6	5	4	1	0	1	2	15
Charles	f 13	2-5	0-0	0-1	4	0	0	0	2	4	4
Gist	g 31	5-15	2-6	0-2	1	3	4	0	2	3	12
Avare	g 34	1-5	1-4	0-0	2	0	0	0	1	1	3
McGlone	g 25	1-3	1-2	2-2	1	3	1	0	1	1	5
Adams	22	4-5	0-1	2-2	3	0	0	2	2	10	
Dishman	18	1-7	0-0	0-0	8	0	1	1	0	1	2
Parke	1	0-0	0-0	1-2	0	0	0	0	0	0	1
Humphrey	1	0-0	0-0	0-0	0	1	0	0	0	0	0
Anderson	6	1-4	0-1	0-0	2	1	1	0	0	1	2
Chitty	17	1-3	0-1	0-0	1	1	7	0	1	2	2
Team					4		1				
Totals	200	21-59	6-18	8-15	31	12	17	3	8	17	56

Total FG% 1st H: 7-26 26.9% 2nd H: 14-33 42.4% Game: 35.6%  
 3-Pt. FG% 1st H: 2- 9 22.2% 2nd H: 4- 9 44.4% Game: 33.3%  
 F Throw % 1st H: 0- 5 0.0% 2nd H: 8-10 80.0% Game: 53.3%

Score by Periods	1st	2nd	Total	Attendance:
Eastern Kentucky	16	40	56	20,889
Louisville	36	51	87	Ties: 2
				Lead Changes: 1

## Louisville 73, Kentucky 70 Dec. 21, 2016 -- KFC YUM! CENTER

### Louisville 73

Player	min	FG	3FG	FT	Reb	Ast	TO	BL	ST	PF	TP
Johnson	f 26	7-11	0-0	0-1	6	0	1	1	1	3	14
Adel	f 37	5-10	2-3	6-6	6	2	1	0	1	4	18
Mathiang	c 25	0-2	0-0	0-0	5	0	2	2	0	4	0
Snider	g 37	10-19	2-6	0-0	6	5	3	0	2	3	22
Mitchell	g 28	3-12	2-5	5-7	4	1	4	0	0	3	13
King	3	0-1	0-0	0-0	0	0	0	0	0	1	0
Hicks	3	0-0	0-0	0-0	2	0	0	0	0	0	0
Spalding	13	1-2	0-0	4-4	7	1	1	0	0	3	6
Mahmoud	16	0-1	0-0	0-0	3	1	2	2	0	1	0
Levitich	12	0-2	0-0	0-2	1	0	0	0	0	1	0
Team					0						
Totals	200	26-60	6-14	15-20	40	10	14	5	4	23	73

Total FG% 1st H: 14-30 46.7% 2nd H: 12-30 40.0% Game: 43.3%  
 3-Pt. FG% 1st H: 5-11 45.5% 2nd H: 1- 3 33.3% Game: 42.9%  
 FThrow % 1st H: 6- 7 85.7% 2nd H: 9-13 69.2% Game: 75.0%

### Kentucky 70

Player	min	FG	3FG	FT	Reb	Ast	TO	BL	ST	PF	TP
Adebayo	f 35	5-6	0-0	1-6	9	1	3	2	1	3	11
Gabriel	f 12	0-2	0-1	2-2	7	0	2	1	3	2	
Fox	g 34	7-15	1-3	6-10	2	3	4	0	2	3	21
Monk	g 29	6-17	1-9	3-3	3	1	3	0	1	4	16
Briscoe	g 31	1-5	0-0	6-6	5	3	1	0	1	4	8
Mulder	9	2-4	2-3	0-0	0	0	0	0	0	0	6
Humphries	5	0-0	0-0	0-0	0	0	0	0	0	1	0
Hawkins	17	0-2	0-1	0-0	1	1	0	0	0	1	0
Willis	28	2-7	1-5	1-2	9	1	1	0	1	1	6
Team					0		1				
Totals	200	23-58	5-22	19-29	36	10	13	4	7	20	70

Total FG% 1st H: 13-33 39.4% 2nd H: 10-25 40.0% Game: 39.7%  
 3-Pt. FG% 1st H: 3-12 25.0% 2nd H: 2-10 20.0% Game: 22.7%  
 F Throw % 1st H: 11-13 84.6% 2nd H: 8-16 50.0% Game: 65.5%

Score by Periods	1st	2nd	Total	Attendance:
Kentucky	40	30	70	22,783
Louisville	39	34	73	Ties: 10
				Lead Changes: 9

## Virginia 61, Louisville 53 Dec. 28, 2016 -- KFC YUM! CENTER

### Louisville 53

Player	min	FG	3FG	FT	Reb	Ast	TO	BL	ST	PF	TP
Johnson	f 17	2-4	0-0	0-0	3	0	1	0	1	2	4
Adel	f 27	3-9	0-4	2-3	2	1	1	0	1	0	8
Mathiang	c 15	0-0	0-0	0-0	5	1	2	0	1	1	0
Snider	g 23	2-5	1-2	3-6	1	1	0	0	0	2	8
Mitchell	g 36	3-11	1-6	0-0	2	0	1	0	1	4	7
King	13	2-3	0-1	2-2	4	0	1	0	0	0	6
Hicks	19	4-5	0-1	0-2	0	1	3	0	1	3	8
Spalding	23	1-2	0-0	1-2	6	1	2	9	9	1	3
Mahmoud	25	2-5	0-0	3-5	3	2	2	2	0	1	7
McMahon	2	0-0	0-0	2-2	0	0	1	0	0	1	2
Team					0						
Totals	200	19-44	2-14	13-22	26	7	14	2	5	15	53

Total FG% 1st H: 7-19 36.8% 2nd H: 12-25 48.0% Game: 43.2%  
 3-Pt. FG% 1st H: 1- 5 20.0% 2nd H: 1- 9 11.1% Game: 14.3%  
 FThrow % 1st H: 6-10 60.0% 2nd H: 7-12 58.3% Game: 59.1%

### Virginia 61

Player	min	FG	3FG	FT	Reb	Ast	TO	BL	ST	PF	TP
Wilkins	f 30	2-4	0-0	0-0	5	1	1	0	2	1	4
Salt	c 18	1-4	0-0	0-0	7	1	9	9	4	2	
Hall	g 30	5-10	0-0	0-1	6	0	1	0	2	2	10
Perrantes	g 37	2-10	1-4	4-6	4	7	5	0	0	1	9
Thompson	g 18	3-6	1-2	0-0	0	2	3	0	0	4	7
Shayok	11	2-3	0-1	2-2	1	0	0	0	0	2	6
Guy	19	3-5	0-1	3-3	1	0	1	0	1	0	9
Jerome	6	0-0	0-0	0-0	0	1	1	0	0	1	0
Diakite	15	3-3	0-0	2-2	4	0	1	0	2	2	8
Reuter	16	3-4	0-0	0-0	3	0	0	0	0	2	6
Team					0		1				
Totals	200	24-49	2-8	11-14	31	12	14	0	7	19	61

Total FG% 1st H: 13-26 50.0% 2nd H: 11-23 47.8% Game: 49.0%  
 3-Pt. FG% 1st H: 2- 6 33.3% 2nd H: 0- 2 0.0% Game: 25.0%  
 F Throw % 1st H: 8- 9 88.9% 2nd H: 3- 5 60.0% Game: 78.6%

Score by Periods	1st	2nd	Total	Attendance:
Virginia	36	25	61	21,676
Louisville	21	32	53	Ties: 0
				Lead Changes: 0

## Louisville 77, Indiana 62 Dec. 31, 2016 -- Indianapolis, Ind. (Bankers Life Fieldhouse) Countdown Classic

### Louisville 77

Player	min	FG	3FG	FT	Reb	Ast	TO	BL	ST	PF	TP
King	f 13	1-2	0-0	0-0	1	0	2	0	0	2	2
Spalding	f 12	1-1	0-0	0-0	3	0	0	0	1	4	2
Mahmoud	c 34	5-8	0-0	0-0	2	2	1	3	2	4	10
Snider	g 36	2-8	1-4	2-2	1	3	3	0	3	1	7
Adel	g 32	5-10	3-6	4-4	4	4	0	1	0	3	17
Hicks	3	0-2	0-1	0-0	2	0	0	0	0	0	0
Stockman	1	0-0	0-0	0-0	0	0	0	0	0	1	0
Johnson	28	5-5	0-0	3-4	7	2	3	1	0	2	13
Mathiang	6	0-0	0-0	1-2	1	0	0	0	0	3	1
Levitich	2	0-0	0-0	0-0	0	0	0	0	0	1	0
Mitchell	33	8-15	4-8	5-6	3	3	1	0	1	2	25
Team					4						
Totals	200	27-51	8-19	15-18	28	14	10	5	7	23	77

Total FG% 1st H: 16-30 53.3% 2nd H: 11-21 52.4% Game: 52.9%  
 3-Pt. FG% 1st H: 4-10 40.0% 2nd H: 4- 9 44.4% Game: 42.1%  
 FThrow % 1st H: 3- 4 75.0% 2nd H: 12-14 85.7

# 2016-17 Box Scores

## Louisville 85, Pittsburgh 80 Jan. 11, 2017 -- KFC YUM! CENTER

### Louisville 85

Player	min	FG	3FG	FT	Reb	Ast	TO	BL	ST	PF	TP
King	f 9	1-3	0-0	0-0	2	0	1	0	0	0	2
Spalding	f 29	4-5	0-0	3-6	8	1	3	1	0	3	11
Mahmoud	c 15	1-6	0-0	2-6	5	0	2	2	2	5	4
Snider	g 33	7-11	3-4	5-6	3	5	2	0	2	1	22
Mitchell	g 32	4-13	2-7	5-6	8	3	2	0	3	4	15
Hicks	6	1-1	0-0	0-0	1	0	3	0	0	1	2
Johnson	15	2-6	0-0	0-0	4	1	0	0	1	4	4
Henderson	0+	0-0	0-0	0-0	0	0	0	0	0	0	0
Mathiang	18	2-4	0-0	1-1	3	0	1	3	0	4	5
Adel	32	5-8	0-2	5-7	6	1	4	0	0	1	15
Levitich	10	1-1	1-1	2-2	1	1	0	0	0	0	5
McMahon	1	0-1	0-0	0-0	0	0	0	0	0	0	0
Team					4	0					
Totals	200	28-59	6-14	23-34	45	12	18	6	8	23	85

Total FG% 1st H: 16-32 50.0% 2nd H: 12-27 44.4% Game: 47.5%  
 3-Pt. FG% 1st H: 5- 7 71.4% 2nd H: 1- 7 14.3% Game: 42.9%  
 FThrow % 1st H: 10-11 90.9% 2nd H: 13-23 56.5% Game: 67.6%

### Pittsburgh 80

Player	min	FG	3FG	FT	Reb	Ast	TO	BL	ST	PF	TP
Young	f 35	5-14	3-8	4-11	11	3	2	2	1	2	17
Jeter	f 17	2-5	2-4	1-2	3	3	2	0	0	5	7
Artis	g 37	15-22	7-13	6-8	3	2	2	0	0	3	43
Jones	g 36	2-6	0-1	0-0	2	2	2	0	2	1	4
Johnson	g 31	1-10	0-6	0-0	1	1	1	0	0	4	2
Wilson	10	0-0	0-0	1-2	1	0	1	0	1	3	1
Luther	27	1-1	0-0	4-6	6	1	4	0	0	4	6
Kitcart	5	0-0	0-0	0-0	0	0	0	0	0	2	0
Manigault	2	0-0	0-0	0-0	1	0	0	0	0	0	0
Milligan	0+	0-0	0-0	0-0	0	0	0	0	0	0	0
Team					2	1				1	
Totals	200	26-58	12-32	16-29	30	12	15	2	4	25	80

Total FG% 1st H: 8-24 33.3% 2nd H: 18-34 52.9% Game: 44.8%  
 3-Pt. FG% 1st H: 4-13 30.8% 2nd H: 8-19 42.1% Game: 37.5%  
 F Throw % 1st H: 6-12 50.0% 2nd H: 10-17 58.8% Game: 55.2%

Score by Periods	1st	2nd	Total	Attendance:
Pittsburgh	26	54	80	21,558
Louisville	47	38	85	Ties: 1
				Lead Changes: 2

## Louisville 78, Duke 69 Jan. 14, 2017 -- KFC YUM! CENTER

### Louisville 78

Player	min	FG	3FG	FT	Reb	Ast	TO	BL	ST	PF	TP
Spalding	f 24	3-4	0-0	5-7	2	1	2	0	1	4	11
Adel	f 19	2-7	0-2	2-3	1	4	1	0	0	4	6
Mahmoud	c 26	6-9	0-0	5-7	11	0	3	1	2	3	17
Snider	g 35	5-14	3-8	0-0	5	6	2	0	3	0	13
Mitchell	g 36	6-12	3-5	0-1	5	3	1	0	1	4	15
King	22	2-5	1-4	2-2	3	0	1	0	0	1	7
Hicks	5	1-2	0-0	0-0	0	0	1	0	1	3	2
Johnson	16	0-3	0-0	0-0	3	2	1	0	0	1	0
Mathiang	14	3-3	0-0	1-2	1	0	0	0	0	2	7
Levitich	3	0-0	0-0	0-0	0	0	0	0	0	2	0
Team					1						
Totals	200	28-59	7-19	15-22	32	16	11	2	7	24	78

Total FG% 1st H: 11-30 36.7% 2nd H: 17-29 58.6% Game: 47.5%  
 3-Pt. FG% 1st H: 3-10 30.0% 2nd H: 4- 9 44.4% Game: 36.8%  
 FThrow % 1st H: 9-13 69.2% 2nd H: 6- 9 66.7% Game: 68.2%

### Duke 69

Player	min	FG	3FG	FT	Reb	Ast	TO	BL	ST	PF	TP
Tatum	f 31	3-11	0-1	5-6	5	0	3	0	1	4	11
Giles	f 19	3-5	0-0	1-4	6	1	1	2	1	3	7
Allen	g 36	6-11	2-3	9-12	9	3	6	0	0	3	23
Kennard	g 39	6-10	1-3	4-4	4	3	3	0	0	2	17
Jones	g 36	3-5	1-2	1-1	3	1	1	1	0	3	8
Jeter	17	0-0	0-0	0-1	2	0	2	1	0	2	0
DeLaurier	7	0-0	0-0	0-0	0	0	1	1	0	2	0
Jackson	10	1-5	1-3	0-0	1	0	1	0	0	3	3
Bolden	5	0-0	0-0	0-0	0	0	0	0	0	1	0
Team					2						
Totals	200	22-47	5-12	20-28	32	8	18	5	2	23	69

Total FG% 1st H: 11-24 45.8% 2nd H: 11-23 47.8% Game: 46.8%  
 3-Pt. FG% 1st H: 2- 7 28.6% 2nd H: 3- 5 60.0% Game: 41.7%  
 F Throw % 1st H: 6- 9 66.7% 2nd H: 14-19 73.7% Game: 71.4%

Score by Periods	1st	2nd	Total	Attendance:
Duke	30	39	69	22,686
Louisville	34	44	78	Ties: 5
				Lead Changes: 7

## Louisville 92, Clemson 60 Jan. 19, 2017 -- KFC YUM! CENTER

### Louisville 92

Player	min	FG	3FG	FT	Reb	Ast	TO	BL	ST	PF	TP
King	f 22	5-8	2-3	2-2	2	1	1	0	1	1	14
Johnson	f 27	4-6	0-0	4-5	10	2	0	0	2	2	12
Mahmoud	c 18	2-3	0-0	2-2	5	0	2	1	0	0	6
Adel	g 34	6-9	3-5	3-4	6	2	2	0	0	0	18
Mitchell	g 31	8-15	2-7	0-0	4	4	2	0	3	3	18
Hicks	17	4-8	1-3	0-2	3	0	0	0	1	1	9
Henderson	1	0-1	0-1	0-0	0	0	0	0	0	0	0
Mathiang	22	6-9	0-0	0-1	8	0	2	2	0	3	12
Spalding	8	0-1	0-0	0-0	3	1	1	1	0	4	0
Sharpe	1	0-1	0-0	0-0	1	0	0	0	0	0	0
Levitich	17	1-3	1-2	0-0	1	0	1	0	0	2	3
McMahon	2	0-0	0-0	0-0	0	0	0	0	0	0	0
Team					2						
Totals	200	36-64	9-22	11-16	45	10	11	4	7	16	92

Total FG% 1st H: 17-27 63.0% 2nd H: 19-37 51.4% Game: 56.3%  
 3-Pt. FG% 1st H: 3- 6 50.0% 2nd H: 6-16 37.5% Game: 40.9%  
 FThrow % 1st H: 4- 7 57.1% 2nd H: 7- 9 77.8% Game: 68.8%

### Clemson 60

Player	min	FG	3FG	FT	Reb	Ast	TO	BL	ST	PF	TP
Blossomgame	27	4-8	2-4	0-0	2	0	1	0	0	1	10
Grantham	f 31	3-10	2-7	3-4	4	3	0	1	0	2	11
Djite	c 25	2-4	0-0	1-4	5	0	1	0	3	4	5
Mitchell	g 22	1-3	0-1	2-4	1	3	2	0	0	3	4
Holmes	g 20	3-7	2-5	0-0	1	0	0	0	0	0	8
Robertin	2	0-0	0-0	0-0	0	0	0	0	0	0	0
Hudson	2	0-0	0-0	0-0	1	0	2	0	0	0	0
Reed	24	6-13	1-5	0-0	0	2	2	0	2	13	
DeVoe	30	3-6	1-3	0-0	4	2	3	0	0	2	7
Fields	1	0-0	0-0	0-0	0	0	0	0	0	0	0
Thomas	16	1-4	0-0	0-1	5	0	3	0	2	6	2
Team					2						
Totals	200	23-55	8-25	6-13	25	10	14	1	7	20	60

Total FG% 1st H: 12-27 44.4% 2nd H: 11-28 39.3% Game: 41.8%  
 3-Pt. FG% 1st H: 5- 13 38.5% 2nd H: 3-12 25.0% Game: 32.0%  
 F Throw % 1st H: 2- 2 100% 2nd H: 4-11 36.4% Game: 46.2%

Score by Periods	1st	2nd	Total	Attendance:
Clemson	31	29	60	21,436
Louisville	41	51	92	Ties: 3
				Lead Changes: 1

## Florida State 73, Louisville 68 Jan. 21, 2017 -- Tallahassee, Fla. (Tucker Center)

### Louisville 68

Player	min	FG	3FG	FT	Reb	Ast	TO	BL	ST	PF	TP
King	f 7	0-4	0-1	0-0	0	0	1	0	0	0	0
Johnson	f 16	4-5	0-0	2-2	1	0	2	0	1	5	10
Mahmoud	c 5	0-0	0-0	0-0	0	0	0	0	0	4	0
Adel	g 36	4-13	0-3	4-6	6	2	1	0	1	0	12
Mitchell	g 20	2-10	0-3	2-2	3	2	1	0	4	6	
Hicks	32	6-17	1-2	3-4	3	1	1	0	0	2	16
Stockman	1	0-0	0-0	0-0	0	0	0	0	0	2	0
Mathiang	33	5-6	0-0	3-6	13	1	1	2	1	2	13
Spalding	23	1-4	0-0	0-2	6	0	2	1	0	2	2
Levitich	23	3-4	1-2	2-2	3	3	0	0	0	4	9
McMahon	4	0-2	0-2	0-0	0	0	0	0	0	1	0
Team					8						
Totals	200	25-65	2-13	16-24	43	7	10	4	3	26	68

Total FG% 1st H: 13-33 39.4% 2nd H: 12-32 37.5% Game: 38.5%  
 3-Pt. FG% 1st H: 1- 2 50.0% 2nd H: 1-11 9.1% Game: 15.4%  
 FThrow % 1st H: 8-15 53.3% 2nd H: 8-

# 2016-17 Box Scores

## Louisville 90, Boston College 67 Feb. 4, 2017 -- Chestnut Hill, MA (Conte Forum)

Louisville 90												
Player	min	FG	3FG	FT	Reb	Ast	TO	BL	ST	PF	TP	
Johnson	f 22	3-3	0-0	3-5	7	1	1	0	0	1	9	
Adel	f 34	7-10	3-4	2-2	2	0	2	2	0	0	19	
Mahmoud	c 16	4-6	0-0	0-0	3	0	1	3	0	1	8	
Levitich	g 22	1-7	1-4	0-0	2	3	1	0	0	2	3	
Mitchell	g 32	7-10	2-4	3-3	3	3	1	0	4	4	19	
King	22	4-7	0-0	3-3	3	1	0	0	1	2	11	
Henderson	1	1-2	0-1	0-0	0	0	0	0	0	0	2	
Mathiang	24	7-11	0-0	2-2	4	1	2	0	2	2	16	
Spalding	18	0-2	0-0	3-4	7	1	1	0	1	2	3	
McMahon	9	0-1	0-1	0-0	1	0	0	0	0	4	0	
Team					0							
Totals	200	34-59	6-14	16-19	32	10	9	5	8	18	90	
Total FG%	1st H:	15-29	51.7%	2nd H:	19-30	63.3%	Game:	57.6%				
3-Pt. FG%	1st H:	3- 7	42.9%	2nd H:	3- 7	42.9%	Game:	42.9%				
FThrow %	1st H:	6- 7	85.7%	2nd H:	10-12	83.3%	Game:	84.2%				

Boston College 67												
Player	min	FG	3FG	FT	Reb	Ast	TO	BL	ST	PF	TP	
Bowman	f 39	8-15	2-3	0-1	5	2	4	0	1	1	18	
Robinson	g 33	4-14	0-5	5-6	0	2	2	0	2	0	13	
Chatman	g 27	3-6	2-5	2-2	3	0	0	0	0	0	10	
Tava	g 28	1-2	0-1	1-2	2	5	2	0	0	2	3	
Jeffers	g 21	0-1	0-0	0-0	2	0	1	0	0	1	0	
Popovic	12	3-5	1-2	0-0	3	0	3	0	0	5	7	
Sagay	3	2-2	1-1	1-2	1	0	1	0	0	0	6	
Turner	19	2-5	1-3	0-0	2	2	1	0	1	1	5	
Meznieks	11	2-5	1-4	0-0	2	0	0	0	0	2	5	
Reyes	7	0-0	0-0	0-0	0	0	0	0	0	1	0	
Team					6							
Totals	200	25-55	8-24	9-13	26	11	14	0	4	13	67	
Total FG%	1st H:	10-31	32.3%	2nd H:	15-24	62.5%	Game:	45.5%				
3-Pt. FG%	1st H:	4-14	28.6%	2nd H:	4-10	40.0%	Game:	33.3%				
FThrow %	1st H:	6- 8	75.0%	2nd H:	3- 5	60.0%	Game:	69.2%				

Score by Periods				Attendance: 7,047	
1st	2nd	Total	Ties: 0		
Boston College	30	37	Lead Changes: 0		
Louisville	39	51			

## Virginia 71, Louisville 55, Feb. 6, 2017 -- Charlottesville, VA (John Paul Jones Arena)

Louisville 55												
Player	min	FG	3FG	FT	Reb	Ast	TO	BL	ST	PF	TP	
Johnson	f 24	2-4	0-0	0-0	0	1	0	0	1	2	4	
King	f 37	8-14	3-5	5-6	3	0	2	0	1	2	24	
Mahmoud	c 35	1-6	0-0	0-3	1	0	0	2	1	2	2	
Levitich	g 23	1-2	1-2	0-0	2	2	0	0	0	4	3	
Mitchell	g 38	6-17	0-5	4-4	4	3	2	0	4	1	16	
Stockman	2	0-0	0-0	0-0	0	0	0	0	0	1	0	
Henderson	3	0-2	0-1	0-0	0	0	0	0	0	1	0	
Spalding	19	1-3	0-0	1-2	5	0	0	0	0	1	3	
McMahon	19	1-6	1-5	0-0	1	1	1	0	2	1	3	
Team					3							
Totals	200	20-54	5-18	10-15	19	7	5	2	9	15	55	
Total FG%	1st H:	14-30	46.7%	2nd H:	6-24	25.0%	Game:	37.0%				
3-Pt. FG%	1st H:	4-11	36.4%	2nd H:	1- 7	14.3%	Game:	27.8%				
FThrow %	1st H:	2- 2	100%	2nd H:	8-13	61.5%	Game:	66.7%				

Virginia 71												
Player	min	FG	3FG	FT	Reb	Ast	TO	BL	ST	PF	TP	
Wilkins	f 37	5-7	0-0	3-3	11	1	2	5	0	2	13	
Salt	c 19	2-2	0-0	0-0	6	0	2	1	0	3	4	
Hall	g 29	3-9	1-3	2-2	3	3	2	0	0	1	9	
Shayok	g 18	3-5	0-0	0-0	5	0	2	0	1	0	6	
Perrantes	g 34	5-12	2-7	6-7	4	3	1	0	0	0	18	
Bartley	1	0-0	0-0	0-0	0	0	0	0	0	0	0	
Guy	5	0-1	0-0	2-3	0	0	0	0	0	0	2	
Gross, Jr.	1	0-0	0-0	0-0	0	0	0	0	0	0	0	
Jerome	14	0-1	0-1	3-3	1	2	2	0	1	2	3	
Diakite	16	3-3	0-0	0-0	1	0	1	2	0	4	6	
Reuter	6	0-0	0-0	0-0	0	1	0	0	0	0	0	
Thompson	20	4-7	0-1	2-2	4	4	1	0	0	2	10	
Team					3							
Totals	200	25-47	3-12	18-20	38	13	14	8	2	14	71	
Total FG%	1st H:	12-25	48.0%	2nd H:	13-22	59.1%	Game:	53.2%				
3-Pt. FG%	1st H:	2- 7	28.6%	2nd H:	1- 5	20.0%	Game:	25.0%				
FThrow %	1st H:	6- 8	75.0%	2nd H:	12-12	100%	Game:	90.0%				

Score by Periods				Attendance: 14,623	
1st	2nd	Total	Ties: 1		
Louisville	34	21	Lead Changes: 2		
Virginia	32	39			

## Louisville 71, Miami 66 Feb. 11, 2017 -- KFC YUM! CENTER

Louisville 71												
Player	min	FG	3FG	FT	Reb	Ast	TO	BL	ST	PF	TP	
Johnson	f 27	3-6	0-0	4-4	8	0	1	1	2	3	10	
King	f 5	1-1	1-1	0-0	0	0	0	0	0	2	3	
Mahmoud	c 8	0-0	0-0	0-0	2	0	3	0	0	0	0	
Snider	g 33	3-8	3-5	4-4	3	4	3	0	0	2	13	
Mitchell	g 38	6-17	3-9	3-5	2	4	1	1	1	4	18	
Mathiang	32	2-5	0-0	23-4	8	1	0	1	1	2	7	
Spalding	13	0-1	0-0	0-0	4	1	1	0	0	2	0	
Adel	36	6-14	4-10	2-3	5	3	0	1	0	0	18	
Levitich	4	1-3	0-2	0-0	2	0	0	0	0	1	2	
McMahon	4	0-1	0-1	0-0	0	0	0	0	0	2	0	
Team					2							
Totals	200	22-56	11-28	16-20	36	13	9	4	4	18	71	
Total FG%	1st H:	8-25	32.0%	2nd H:	14-31	45.2%	Game:	39.3%				
3-Pt. FG%	1st H:	4-13	30.8%	2nd H:	7-15	46.7%	Game:	39.3%				
FThrow %	1st H:	6- 8	75.0%	2nd H:	10-12	83.3%	Game:	80.0%				

Miami 66												
Player	min	FG	3FG	FT	Reb	Ast	TO	BL	ST	PF	TP	
Huell	f 14	2-2	0-0	0-0	3	1	1	1	1	2	4	
Murphy	f 27	4-4	0-0	2-4	2	0	0	0	0	4	10	
Newton	g 34	5-12	2-3	3-5	5	2	1	0	1	0	15	
Reed	g 36	3-12	1-5	0-0	4	3	0	0	1	3	7	
Brown	g 36	4-10	1-1	4-6	7	4	3	0	0	3	12	
Lawrence	26	1-5	1-4	4-4	3	3	0	1	0	1	7	
Vasiljevic	11	1-3	1-2	0-0	0	0	0	0	1	0	3	
Miller	1	0-0	0-0	0-0	0	0	0	0	0	0	0	
Izundu	15	3-4	0-0	2-2	5	0	3	2	0	4	8	
Team					3							
Totals	200	23-52	5-15	15-21	32	13	8	4	4	17	66	
Total FG%	1st H:	14-27	51.9%	2nd H:	9-25	36.0%	Game:	44.2%				
3-Pt. FG%	1st H:	3- 8	37.5%	2nd H:	2- 7	28.6%	Game:	33.3%				
FThrow %	1st H:	2- 5	40.0%	2nd H:	13-16	81.3%	Game:	71.4%				

Score by Periods				Attendance: 21,427	
1st	2nd	Total	Ties: 2		
Miami	33	33	Lead Changes: 1		
Louisville	26	45			

## Louisville 76, Syracuse 72 (OT) Feb. 13, 2017 -- Syracuse, N.Y. (Carrier Dome)

Louisville 76												
Player	min	FG	3FG	FT	Reb	Ast	TO	BL	ST	PF	TP	
Johnson	f 29	4-7	0-0	2-6	7	0	2	0	1	3	10	
Adel	f 38	3-9	2-5	3-6	4	3	3	0	3	5	16	
Mathiang	c 21	2-4	0-0	1-1	4	1	2	1	1	2	5	
Snider	g 43	5-15	3-9	1-2	4	6	2	0	0	1	14	
Mitchell	g 36	6-13	2-7	2-3	4	3	3	0	3	5	16	
King	7	0-2	0-1	0-0	2	0	0	0	0	1	0	
Spalding	16	0-2	0-0	1-2	5	0	0	0	1	1	1	

# 2016-17 Box Scores

## Louisville 88, Syracuse 68 Feb. 26, 2017 -- KFC YUM! CENTER

### Louisville 88

Player	min	FG	3FG	FT	Reb	Ast	TO	BL	ST	PF	TP
King	f 13	0-2	0-1	1-2	2	1	1	0	0	0	1
Spalding	f 28	8-9	0-0	2-6	11	2	3	1	2	3	18
Mahmoud	c 25	4-5	0-0	0-0	9	2	2	1	4	4	8
Snider	g 34	5-9	2-5	0-0	3	6	0	0	0	2	12
Mitchell	g 34	9-16	6-10	1-2	5	4	2	0	2	4	25
Hicks	1	0-0	0-0	0-0	0	0	0	0	0	0	0
Johnson	13	1-3	1-1	2-4	1	1	0	0	0	1	5
Mathiang	13	1-3	0-0	0-0	3	0	3	1	0	2	2
Adel	23	5-9	0-1	7-9	3	2	2	0	0	2	17
Levitich	8	0-0	0-0	0-0	1	0	1	0	0	0	0
McMahon	8	0-2	0-2	0-0	1	0	1	0	0	1	0
Team					0						
Totals	200	33-58	9-20	13-23	39	18	15	3	8	19	88

Total FG% 1st H: 14-26 53.8% 2nd H: 19-32 59.4% Game: 56.9%  
 3-Pt. FG% 1st H: 6-10 60.0% 2nd H: 3-10 30.0% Game: 45.0%  
 FThrow % 1st H: 7-12 58.3% 2nd H: 6-11 54.5% Game: 56.5%

### Syracuse 68

Player	min	FG	3FG	FT	Reb	Ast	TO	BL	ST	PF	TP
Thompson	f 21	3-9	0-1	5-5	8	1	4	0	0	4	11
Lydon	f 40-	4-10	1-6	8-8	10	1	3	0	3	4	17
White III	g 40	3-10	1-8	0-1	4	0	2	0	2	2	7
Gillon	g 34	2-6	2-4	4-4	0	3	3	0	1	3	10
Battle	g 37	7-17	3-8	3-4	2	0	1	0	0	1	20
Howard	9	1-3	1-2	0-0	1	2	2	0	1	0	3
Roberson	19	0-1	0-0	0-0	3	0	1	0	0	2	0
Team					0						
Totals	200	20-56	8-29	20-22	28	7	16	0	7	16	68

Total FG% 1st H: 8-27 29.6% 2nd H: 12-29 41.4% Game: 35.7%  
 3-Pt. FG% 1st H: 4-15 26.7% 2nd H: 4-14 28.6% Game: 27.6%  
 F Throw % 1st H: 5- 6 83.3% 2nd H: 15-16 93.8% Game: 90.9%

Score by Periods	1st	2nd	Total	Attendance:
Syracuse	25	43	68	22,482
Louisville	41	47	88	Ties: 0
				Lead Changes: 2

## Wake Forest 88, Louisville 81 March 1, 2017 -- Winston-Salem, NC (LJVM Coliseum)

### Louisville 81

Player	min	FG	3FG	FT	Reb	Ast	TO	BL	ST	PF	TP
Spalding	f 21	4-7	0-0	1-2	8	0	1	2	0	3	9
Adel	f 40-	9-16	1-3	3-3	5	3	1	0	1	4	22
Mahmoud	c 10	0-0	0-0	0-2	3	0	1	1	0	4	0
Snider	g 29	5-12	2-5	3-3	3	2	1	0	0	2	15
Mitchell	g 30	2-9	1-8	2-2	4	3	1	0	3	5	7
King	9	0-0	0-0	0-0	0	0	0	0	0	1	0
Hicks	11	0-1	0-0	3-4	1	1	2	0	0	0	3
Stockman	1	0-0	0-0	0-0	0	0	0	0	0	0	0
Johnson	14	4-5	1-1	4-4	0	0	2	0	0	5	13
Henderson	1	0-0	0-0	0-0	0	0	0	0	0	0	0
Mathiang	29	5-10	0-0	2-2	10	2	1	1	2	1	12
Levitich	3	0-0	0-0	0-0	0	1	1	0	0	1	0
McMahon	2	0-1	0-1	0-0	0	0	1	0	0	0	0
Team					3						
Totals	200	29-61	5-18	18-22	37	12	12	4	6	27	81

Total FG% 1st H: 16-28 57.1% 2nd H: 13-33 39.4% Game: 47.5%  
 3-Pt. FG% 1st H: 3- 8 37.5% 2nd H: 2-10 20.0% Game: 27.8%  
 FThrow % 1st H: 8-11 72.7% 2nd H: 10-11 90.9% Game: 81.8%

### Wake Forest 88

Player	min	FG	3FG	FT	Reb	Ast	TO	BL	ST	PF	TP
McClinton	f 2	0-0	0-0	0-0	0	0	0	0	0	0	0
Collins	f 29	7-12	0-0	11-12	11	0	1	2	1	2	25
Arians	f 12	1-4	1-3	2-2	1	1	2	0	0	1	5
Crawford	g 34	4-15	1-6	3-6	4	2	1	1	1	0	12
VanHorn	g 1	0-0	0-0	0-0	0	0	0	0	0	0	0
Childress	26	1-3	0-1	1-2	3	4	1	0	2	2	3
Woods	29	7-12	3-6	3-6	4	4	1	0	0	3	20
Moore	5	0-0	0-0	0-0	0	0	0	0	0	0	4
Wilbekin	21	3-4	3-3	2-2	1	1	3	0	0	2	11
Japhet-Mathias	8	0-0	0-0	0-0	1	0	0	1	0	1	0
Mitoglou	33	3-6	2-5	4-6	7	1	0	0	2	2	12
Team					2						
Totals	200	26-56	10-24	26-36	34	13	9	4	6	17	88

Total FG% 1st H: 15-33 45.5% 2nd H: 11-23 47.8% Game: 46.4%  
 3-Pt. FG% 1st H: 4-12 33.3% 2nd H: 6-12 50.0% Game: 41.7%  
 F Throw % 1st H: 8-12 66.7% 2nd H: 18-24 75.0% Game: 72.2%

Score by Periods	1st	2nd	Total	Attendance:
Louisville	43	38	81	11,488
Wake Forest	42	46	88	Ties: 1
				Lead Changes: 1



## 2016-17 Louisville Men's Basketball LOUISVILLE Extended Season Box Score (as of Mar 02, 2017) All games



RECORD:	OVERALL	HOME	AWAY	NEUTRAL
ALL GAMES	23-7	15-1	5-5	3-1
CONFERENCE	11-6	7-1	4-5	0-0
NON-CONFERENCE	12-1	8-0	1-0	3-1

#	Player	gp-gs	min	avg	Total		3-Point		F-Throw		Rebounds				a/g	to	to/g	a/to	blk	blk/g	stl	stl/g	pts	avg			
					fg-fga	fg%	3fg-fga	3fg%	ft-fla	ft%	off	def	tot	avg											pf	dq	a
45	MITCHELL, Donovan	30-29	950	31.7	162-383	.423	73-197	.371	76-95	.800	31	109	140	4.7	76	2	82	2.73	53	1.77	1.55	14	0.47	64	2.13	473	15.8
04	SNIDER, Quentin	24-24	745	31.0	99-257	.385	48-125	.384	53-72	.736	20	45	65	2.7	36	0	96	4.00	36	1.50	2.67	0	0.00	15	0.63	299	12.5
22	ADEL, Deng	29-26	854	29.4	120-294	.408	36-109	.330	65-86	.756	22	108	130	4.5	52	1	62	2.14	41	1.41	1.51	11	0.38	19	0.66	341	11.8
10	JOHNSON, Jaylen	30-23	627	20.9	97-161	.602	4-6	.667	53-85	.624	81	94	175	5.8	74	3	17	0.57	39	1.30	0.44	17	0.57	15	0.50	251	8.4
12	MATHIANG, Mangok	29-16	587	20.2	79-155	.510	0-0	.000	43-66	.652	72	102	174	6.0	72	1	20	0.69	35	1.21	0.57	31	1.07	14	0.48	201	6.9
00	KING, VJ	29-7	416	14.3	57-133	.429	16-37	.432	46-56	.821	17	47	64	2.2	23	0	15	0.52	21	0.72	0.71	3	0.10	7	0.24	176	6.1
14	MAHMOUD, Anas	27-14	517	19.1	69-109	.633	0-0	.000	22-44	.500	42	63	105	3.9	75	3	23	0.85	31	1.15	0.74	57	2.11	27	1.00	160	5.9
13	SPALDING, Ray	30-7	564	18.8	70-121	.579	0-3	.000	35-67	.522	58	112	170	5.7	80	3	24	0.80	35	1.17	0.69	29	0.97	20	0.67	175	5.8
01	HICKS, Tony	19-1	209	11.0	30-75	.400	5-19	.263	14-23	.609	2	21	23	1.2	14	0	18	0.95	19	1.00	0.95	1	0.05	8	0.42	79	4.2
30	McMAHON, Ryan	27-0	176	6.5	20-60	.333	19-52	.365	12-14	.857	2	12	14	0.5	30	0	17	0.63	10	0.37	1.70	2	0.07	6	0.22	71	2.6
23	LEVITCH, David	28-3	286	10.2	20-53	.377	13-33	.394	6-13	.462	10	24	34	1.2	30	0	28	1.00	6	0.21	4.67	0	0.00	10	0.36	59	2.1
05	STOCKMAN, Matz	18-0	74	4.1	11-17	.647	0-0	.000	9-15	.600	12	9	21	1.2	16	0	3	0.17	7	0.39	0.43	2	0.11	2	0.11	31	1.7
11	HENDERSON, Jay	16-0	34	2.1	5-16	.313	1-8	.125	4-4	1.000	0	3	3	0.2	6	0	3	0.19	1	0.06	3.00	0	0.00	3	0.19	15	0.9
15	SHARPE, Tyler	7-0	11	1.6	1-8	.125	0-6	.000	0-0	.000	1	2	3	0.4	1	0	1	0.14	1	0.14	1.00	0	0.00	0	0.00	2	0.3
	Total.....	30	6050		840-1842	.456	215-595	.361	438-640	.684	402	787	1189	39.6	586	13	409	13.63	336	11.20	1.22	167	5.57	210	7.00	2333	77.8
	Opponents.....	30	6050		659-1673	.394	183-594	.308	461-669	.689	323	702	1025	34.2	562	-	319	10.63	423	14.10	0.75	101	3.37	152	5.07	1962	65.4

Score by Periods	1st	2nd	OT	Totals
LOUISVILLE	1114	1182	37	2333
Opponents	886	1049	27	1962



# 2016-17 Louisville Photo Roster




**0 V.J. King**  
F 6-6 190 Fr.  
Cleveland, Ohio  
(Paul VI Catholic HS)



**1 Tony Hicks**  
G 6-1 180 Gr.  
South Holland, Ill.  
(Univ. of Pennsylvania)



**4 Quentin Snider**  
G 6-2 175 Jr.  
Louisville, Ky.  
(Ballard HS)



**5 Matz Stockman**  
F/C 7-0 240 Jr.  
Oslo, Norway  
(Canarias Bb. Acad.)



**10 Jaylen Johnson**  
F 6-9 230 Jr.  
Ypsilanti, Mich.  
(Ypsilanti HS)



**11 Jay Henderson**  
G 6-4 180 So.  
Orlando, Fla.  
(Lake Highland Prep)




**12 Mangok Mathiang**  
C/F 6-10 220 Sr.  
Melbourne, Australia  
(IMG Academy/Fla.)



**13 Ray Spalding**  
F 6-10 215 So.  
Louisville, Ky.  
(Trinity HS)




**14 Anas Mahmoud**  
C/F 7-0 215 Jr.  
Cairo, Egypt  
(West Oaks Academy)



**15 Tyler Sharpe**  
G 6-1 185 Fr.  
Mt. Washington, Ky.  
(Bullitt East HS)




**22 Deng Adel**  
F 6-7 200 So.  
Melbourne, Australia  
(Victory Rock Prep)



**23 David Levitch**  
G 6-3 180 Sr.  
Goshen, Ky.  
(North Oldham HS)



**24 Dwayne Sutton**  
F 6-5 200 So.  
Louisville, Ky.  
(UNC Asheville)



**30 Ryan McMahon**  
G 6-0 170 Fr.  
Sarasota, Fla.  
(Cardinal Mooney HS)



**45 Donovan Mitchell**  
G 6-3 195 So.  
Greenwich, Conn.  
(Brewster Academy)



## On The Bench



### Pronunciation Guide:

- ◆ Adel (uh-DELL)
- ◆ Levitch (LEV-itch)
- ◆ Anas Mahmoud (AH-nus mah-MOOD)
- ◆ Mangok Mathiang (MANG-go, silent "K" MATH-ee-ang)
- ◆ Matz (Motts)

*Dwayne Sutton will sit out the 2016-17 season after transferring from UNC Asheville.*



**Rick Pitino**  
Head Coach



**Kenny Johnson**  
Associate Head Coach



**Mike Balado**  
Assistant Coach



**David Padgett**  
Assistant Coach



**Michael Bowden**  
Dir. Basketball Operations