



# 2011-12 NOTRE DAME MEN'S BASKETBALL

ATHLETICS MEDIA RELATIONS: Joyce Center Room 112 Notre Dame, IN 46556 Fax: (574) 631-7941  
 MEDIA RELATIONS CONTACTS: Bernadette Cafarelli o: (574) 631-8458 c: (574) 532-0249 cafarelli.1@nd.edu  
 Sean Carroll o: (574) 631-2664 c: (574) 340-2177 carroll.64@nd.edu

## 2011-12 Schedule

Date	Day	Opponent	Time/Result
11/1	Tues.	ST. XAVIER (Exhibition) (UND.COM)	W, 90-72
11/7	Mon.	STONEHILL (Exhibition) (UND.COM)	W, 92-70
11/12	Sat.	MISSISSIPPI VALLEY STATE (UND.COM)	W, 80-67
11/14	Mon.	DETROIT <sup>^</sup> (ESPNU)	W, 59-53
11/16	Wed.	SAM HOUSTON STATE <sup>^</sup> (UND.COM)	W, 74-41
11/18	Fri.	DELAWARE STATE (UND.COM)	W, 93-69
11/21	Mon.	vs. #21/21 Missouri@ (ESPN2)	L, 58-87
11/22	Tues.	vs. Georgia! (ESPNU)	L, 57-61
11/27	Sun.	BRYANT (UND.COM)	W, 84-59
11/30	Wed.	at #19/18 Gonzaga (ESPN2)	L, 53-73
12/4	Sun.	vs. Maryland\$ (MASN/Versus)	L, 71-78
12/8	Thur.	MAINE (ESPN3)	W, 87-78
12/10	Sat.	DARTMOUTH (ESPN3)	W, 65-47
12/17	Sat.	vs. #18/20 Indiana% (ESPN2)	L, 58-69
12/19	Mon.	SACRED HEART (UND.COM)	W, 106-65
12/27	Tues.	#22/22 PITTSBURGH* (ESPN2/ESPN3)	W, 72-59
1/4	Wed.	at Cincinnati* (BIG EAST Network)	L, 55-71
1/7	Sat.	at #11/10 Louisville* (ESPNU)	W, 67-65 (2OT)
1/10	Tues.	USF* (BIG EAST Network)	7:00 p.m.
1/14	Sat.	CONNECTICUT* (ESPN2)	11:00 a.m.
1/16	Mon.	at Rutgers* (ESPNU)	9:00 p.m.
1/21	Sat.	SYRACUSE* (ESPN)	6:00 p.m.
1/25	Wed.	at Seton Hall*	8:00 p.m.
1/29	Sun.	at Connecticut*	Noon
2/4	Sat.	MARQUETTE* (CBS)	1:00 p.m.
2/8	Wed.	at West Virginia* (ESPNU)	9:00 p.m.
2/11	Sat.	DEPAUL*	Noon
2/15	Wed.	RUTGERS* (ESPNU)	7:00 p.m.
2/18	Sat.	at Villanova* (ESPNU)	9:00 p.m.
2/22	Wed.	WEST VIRGINIA* (ESPN2)	7:00 p.m.
2/25	Sat.	at St. John's* (ESPN)	Noon
2/27	Mon.	at Georgetown* (ESPN)	7:00 p.m.
3/2	Fri.	PROVIDENCE*	7:00 p.m.

### BIG EAST CHAMPIONSHIP

(Madison Square Garden; New York, N.Y.)

3/6	Tues.	First Round	TBD
3/7	Wed.	Second Round	TBD
3/8	Thur.	Quarterfinals	TBD
3/9	Fri.	Semifinals	TBD
3/10	Sat.	Final	TBD

### NCAA CHAMPIONSHIP

3/13-14	First Round (Dayton, Ohio)
3/15-18	Second & Third Rounds (various locations)
3/22-25	Regional Rounds (various locations)
3/31	Final Four - Semifinals (New Orleans, La.)
4/2	Final Four - Final (New Orleans, La.)

<sup>^</sup> - CBE Classic (Regional Rounds)

<sup>@</sup> - CBE Classic - Kansas City, Mo. (Semifinals)

<sup>!</sup> - CBE Classic - Kansas City, Mo. (Consolation)

<sup>\$</sup> - BB&T Classic - Washington, D.C.

<sup>%</sup> - Close the Gap Crossroads Classic - Indianapolis, Ind.

<sup>\*</sup> - BIG EAST Conference Game

Home events in **BOLD CAPS**

All times Eastern

## Game 17

Jan. 10, 2012 ◊ 7:00 p.m. (ET)  
 Purcell Pavilion at the Joyce Center (9,149)  
 Notre Dame, Ind.



USF  
Bulls

9-7, 2-1 BIG EAST  
 H: 8-1; A: 1-4; N: 0-2



NOTRE DAME  
Fighting Irish

10-6, 2-1 BIG EAST  
 H: 9-0; A: 1-2; N: 0-4

Notre Dame Leads Series 7-1

TV:

BIG EAST Network (Regional)  
 WMYS (South Bend area)  
 Anthony Calhoun (play-by-play)  
 Brooke Weisbrod (analyst)

Radio:

Affiliate listings on Pg. 5  
 Broadcast on UND.com  
 Jack Nolan (play-by-play)  
 Jordan Cornette (analyst)

Live Stats:

GameTracker (UND.com)

Live Blog:

UND.com/blog

### FIGHTING IRISH RETURN HOME TO FACE USF ON TUESDAY

- Notre Dame (10-6, 2-1) returns home following a two-game road trip to face USF (9-7, 2-1) on Tuesday inside Purcell Pavilion at the Joyce Center. Tip-off is slated for 7:00 p.m. (ET).

- The Irish went 1-1 on their road trip. Notre Dame fell at Cincinnati, 71-55, on Wednesday, and topped #11/10 Louisville, 67-65 in double-overtime, on Saturday.

- Tuesday's game will be broadcast regionally on the BIG EAST Network with Anthony Calhoun (play-by-play) and Brooke Weisbrod (analyst) calling the action. The contest can be seen on WMYS in the South Bend area.

- The Fighting Irish Digital Media radio crew of Jack Nolan (play-by-play) and Jordan Cornette (analyst) will call the action on radio (affiliate listings on Pg. 5) and their broadcast can also be heard on UND.com.

- This will be the ninth meeting all-time between the Fighting Irish and the Bulls. Notre Dame owns a 7-1 record in the series. All of the contests have occurred since USF joined the BIG EAST in 2005. The Irish topped the Bulls, 78-55, last season in Tampa, Fla. USF is 0-4 at Notre Dame.

- Notre Dame head coach **Mike Brey** is 7-1 all-time against USF.

- The Fighting Irish are 9-0 at home and 1-6 in road/neutral site contests this season. Notre Dame's 28-game home win streak is the nation's fourth longest.

- Notre Dame is off to a 2-1 start in BIG EAST play for the sixth straight season.

### A GREAT DAY TO BE IRISH

- Saturday was a historic day for Notre Dame athletics. Along with the men's basketball team's 67-65 double-overtime victory at #10 Louisville, the third-ranked women's basketball team defeated #2 Connecticut, 74-67 in overtime, inside Purcell Pavilion and the #3 Irish hockey team downed #5 Minnesota, 4-3, in Minneapolis, Minn.

- It was the first time both the men's and women's basketball teams defeated top-10 opponents on the same day. It also marked the first time both squads played an overtime contest on the same day.

- Louisville was the highest-ranked opponent the Irish men have defeated since winning at #2/2 Pittsburgh last season (Jan. 24, 2011).

### NOTRE DAME PROBABLE STARTING LINEUP

No.	Player	Pos.	Ht.	Wt.	Yr.	PPG	RPG	APG
0	Eric Atkins	G	6-1	182	So.	13.6	3.3	3.6
12	Alex Dragicevich	G	6-7	221	So.	8.5	2.3	1.4
14	Scott Martin	G	6-8	222	Sr.	8.3	5.5	1.4
22	Jerian Grant	G	6-5	195	So.	13.4	3.4	4.6
45	Jack Cooley	F	6-9	248	Jr.	10.3	8.5	0.9

## NOTRE DAME 2011-12 ROSTER

No.	Player	Pos	Ht.	Wt.	Yr.	Hometown/High School
0	Eric Atkins	G	6-1	182	So.	Columbia, Md./Mount Saint Joseph
4	Patrick Crowley	G	6-3	190	So.	Los Gatos, Calif./St. Francis
11	Garrick Sherman*	C	6-10	251	Jr.	Kenton, Ohio/Kenton/Michigan State
12	Alex Dragicevich	G	6-7	221	So.	Northbrook, Ill./Glenbrook North
14	Scott Martin	G	6-8	222	Sr.	Valparaiso, Ind./Valparaiso
21	Tim Abromaitis	F	6-8	236	GS	Unionville, Conn./Farmington
22	Jerian Grant	G	6-5	195	So.	Bowie, Md./DeMatha
24	Pat Connaughton	G/F	6-5	206	Fr.	Arlington, Mass./St. John's Prep
25	Tom Knight	F	6-9	250	Jr.	Dixfield, Maine/Dirigo
32	Joey Brooks	G	6-6	220	Jr.	Houston, Texas/Strake Jesuit College Prep
33	Mike Broghammer	F	6-9	265	Jr.	Orono, Minn./Hopkins
45	Jack Cooley	F	6-9	248	Jr.	Glenview, Ill./Glenbrook South

### Alphabetical Roster

21	Tim Abromaitis	GS/F
0	Eric Atkins	So./G
33	Mike Broghammer	Jr./F
32	Joey Brooks	Jr./G
24	Pat Connaughton	Fr./G/F
45	Jack Cooley	Jr./F
4	Patrick Crowley	So./G
12	Alex Dragicevich	So./G
22	Jerian Grant	So./G
25	Tom Knight	Jr./F
14	Scott Martin	Sr./G
11	Garrick Sherman	Jr./C

\* - will have to sit out the entire 2011-12 season due to NCAA transfer rules

**Head Coach:** Mike Brey (George Washington '82)

**Assistant Coach:** Anthony Solomon (Virginia '87)

**Assistant Coach:** Rod Balanis (Georgia Tech '93)

**Assistant Coach:** Martin Ingelsby (Notre Dame '01)

**Coordinator of Basketball Operations:** Harold Swanagan (Notre Dame '02)

**Athletic Trainer:** Skip Meyer (Central Connecticut State '74)

### Pronunciation Guide

Tim Abromaitis ..... ab-row-MY-tis  
 Pat Connaughton ..... CONN-uh-tin  
 Jack Cooley ..... COOL-ee  
 Mike Broghammer ..... BROGE-hammer  
 Alex Dragicevich ..... Drag-ee-vich  
 Jerian Grant ..... JARE-in

**Series vs. USF**  
**Notre Dame Leads 7-1**  
**Home: 4-0, Away: 3-1, Neutral: 0-0**

Date	Site	Result
2-15-06	Notre Dame, IN	W, 62-55
1-21-07	Notre Dame, IN	W, 82-58
2-3-07	Tampa, FL	L, 63-69
3-8-08	Tampa, FL	W, 67-60
2-15-09	Notre Dame, IN	W, 67-57
1-5-10	Tampa, FL	W, 74-73
2-7-10	Notre Dame, IN	W, 65-62
2-12-11	Tampa, FL	W, 78-55

### IRISH AND CARDINALS WORK OVERTIME AGAIN

• Saturday was the fourth straight Notre Dame-Louisville contest that was decided in overtime (two have gone to double-overtime). The Irish are 2-2 in those games. Five of the last six Notre Dame-Louisville showdowns have gone to overtime. Six of the nine contests between Notre Dame and Louisville since the Cardinals joined the BIG EAST in 2005 have been settled in overtime. The last three games between the Irish and Cardinals in Louisville have gone to overtime, including consecutive double-overtime affairs.

### FIGHTING IRISH SNAP BLUEGRASS DROUGHT

• The 67-65 double-overtime victory at Louisville snapped Notre Dame's 16-game losing streak in the state of Kentucky. The Irish had been 0-7 versus Louisville and 0-9 against Kentucky during that stretch. Prior to Saturday, Notre Dame's last win in the Bluegrass State was a 67-61 triumph of Kentucky on Dec. 27, 1980 in Louisville's Freedom Hall. It also was Notre Dame's first win against the Cardinals in Louisville since a 61-53 decision on Dec. 20, 1958.

### DOUBLE-DOUBLE TIMES TWO

• **Jack Cooley** (18 pts, 10 rebs) and **Scott Martin** (11 pts, 12 rebs) both registered double-doubles in Saturday's win at Louisville. They became the first pair of Notre Dame players to record double-doubles in the same game since Ben Hansbrough and Tyrone Nash accomplished the feat last season against Villanova (Feb. 28, 2011).  
 • It was Cooley's second straight double-double. He is the first Notre Dame player to record back-to-back double-doubles since Carleton Scott did so last season against USF and West Virginia (Feb. 12 & Feb. 19, 2011). Cooley has a team-best four double-doubles this season.

### MARTIN CASHES IN ON CARDINALS

• Fifth-year senior **Scott Martin** produced a solid all-around effort in the win at Louisville. He posted his first double-double of the season (and second of his career) with 11 points and a career-high 12 rebounds. Martin also notched team-high tying totals in assists (3) and steals (3).  
 • In four career games against Louisville, Martin is averaging 12.3 ppg. and 7.3 rpg.

## Notre Dame's record in 2011-12 when ...

Played at the Purcell Pavilion.....	9-0
Played on the road.....	1-2
Played at a neutral site.....	0-4
BIG EAST Conference record (all games) .....	2-1
Non-conference record .....	8-5
Leading at halftime.....	7-0
Trailing at halftime.....	3-6
Tied at halftime.....	0-0
Playing an overtime game.....	1-0
Shoots .500 or better .....	4-0
Shoots less than .500.....	6-6
Opponents shoots less than .500 .....	9-5
Shoots better than opponent.....	7-1
Shoots worse than opponent.....	2-5
Shoots same as opponent .....	1-0
Makes more free throws than opponent.....	10-2
Makes less free throws than opponent .....	0-3
Same number of free throws .....	0-1
Outrebounds opponents .....	6-0
Outrebounded by opponent .....	4-5
Same number of rebounds.....	0-1
Has fewer turnovers than opponent .....	6-2
Has more turnovers than opponent.....	4-4
Has same number of turnovers .....	0-0
Bench outscores opponent's bench.....	7-1
Outscored by opponent's bench .....	2-5
Bench points are the same.....	1-0
Plays a ranked opponent.....	2-3
Makes 10 or more three-pointers .....	3-0
No Notre Dame player fouls out.....	8-3
One Notre Dame player fouls out.....	2-3
Two or more Notre Dame players foul out.....	0-0
Wears White Uniforms .....	8-1
Wears Blue Uniforms .....	1-5
Wears Gold Uniforms.....	1-0
Wears Black Uniforms.....	0-0
Plays in an In-Season Tournament.....	2-2
Plays on Television .....	3-6
Plays in November .....	5-3
Plays in December .....	4-2
Plays in January .....	1-1
Plays in February .....	0-0
Plays in March.....	0-0
Plays in Day Games.....	3-2
Plays in Night Games .....	7-4
Plays on Sundays .....	1-1
Plays on Mondays.....	2-1
Plays on Tuesdays .....	1-1
Plays on Wednesdays .....	1-2
Plays on Thursdays.....	1-0
Plays on Fridays.....	1-0
Plays on Saturdays.....	3-1
Final Margin is 5 points or less .....	1-1
Final Margin is 6-10 points .....	2-1
Final Margin is 11-20 points .....	3-2
Final Margin is 20-plus points.....	4-2
Has a player score 20-plus points .....	5-3
Has a player score 30-plus points .....	0-0
Scores 59 points or less .....	1-5
Scores 60-69 points .....	2-0
Scores 70-79 points.....	2-1
Scores 80-89 points .....	3-0
Scores 90-plus points.....	2-0

## LOGGING MAJOR MINUTES

• Four Notre Dame players established career-high minute totals in Saturday's double-overtime win at Louisville. Sophomore guard **Eric Atkins** played all 50 minutes, while **Scott Martin** (48), **Jerian Grant** (47) and **Jack Cooley** (43) also set career-high marks for minutes played.

## BIG EAST TRENDS

• Notre Dame is 20-5 (.800) over its last 25 BIG EAST regular-season contests. The Irish stood 6-8 through 14 regular-season games during the 2009-10 campaign and then won four straight to finish 10-8. Last season, Notre Dame posted a 14-4 regular-season mark in the league.

• The Irish are 13-2 over their last 15 BIG EAST regular-season games.

## STREAKING

• Notre Dame's 28-game home win streak currently is the fourth-longest streak in the country. It is the second-longest win streak inside Purcell Pavilion at the Joyce Center in Irish history. The Fighting Irish won 45 straight at the Joyce Center from March 4, 2006-Jan. 10, 2009.

## IRISH ENJOY HOME COOKING IN CONFERENCE PLAY

• Notre Dame has gone 40-5 (.889) at home in BIG EAST play over the last six seasons. That is the best home winning percentage for any BIG EAST school in league play over that time period.

• Notre Dame has won 12 straight BIG EAST games inside Purcell Pavilion at the Joyce Center. The Irish went undefeated at home in conference play last season. Notre Dame's last loss at home was a 69-68 setback to St. John's on Feb. 14, 2010.

## PROTECTING THE ROCK

• Notre Dame ranks in a tie for third nationally - and first in the BIG EAST - in fewest turnovers committed per game (10.0). The Fighting Irish also have the nation's ninth-best assist-to-turnover ratio (1.46). That mark ranks second in the BIG EAST.

• Notre Dame has committed fewer than 10 turnovers in a game seven times this season. The Irish had a season-low four turnovers in the victory over Sacred Heart (Dec. 19). The Irish also had a season-high 25 assists (on 35 made baskets) versus the Pioneers.

## SPREADING THE WEALTH

• Seven different Notre Dame players have posted a team-best point total in a game this season. A different Irish player has led the team in scoring in four of the last five contests. Junior forward **Jack Cooley** is the only one to post multiple team-leading efforts during that stretch.

## TOPPING 20

• Seven Notre Dame players - **Tim Abromaitis**, **Eric Atkins**, **Pat Connaughton**, **Jack Cooley**, **Alex Dragicovich**, **Jerian Grant** and **Scott Martin** - have scored 20 or more points in a game this season.

• Atkins, Cooley and Grant all have scored 20-plus points a team-best two times this season.

## ATKINS ADDED AS CAPTAIN

• Sophomore point guard **Eric Atkins** recently was named Notre Dame's third captain for the 2011-12 season. Seniors **Tim Abromaitis**, who is out for the remainder of the campaign due to a torn ACL, and **Scott Martin** are the other Fighting Irish captains.

## SHUFFLING THE LINEUP

• Notre Dame has used eight different starting lineups this season (out of 16 games played). No Notre Dame player has started every game this season (*game-by-game starting lineups listed on page 7*). **Jerian Grant** and **Scott Martin** both have a team-high 15 starts this season.

• Six different Irish players - **Joey Brooks** (Jr./G), **Jack Cooley** (Jr./F), **Tom Knight** (Jr./F), **Jerian Grant** (So./G), **Alex Dragicovich** (So./G) and **Pat Connaughton** (Fr./G-F) - have made their first career start this season.

• The quintet of **Eric Atkins**, **Jack Cooley**, **Alex Dragicovich**, **Jerian Grant** and **Scott Martin** has started the last five games (and five games overall this season). That is the most-used starting lineup for the Irish this season. Notre Dame is 3-2 with that starting five.

## THE LAST TIME

• **Jack Cooley** scored a team-high 18 points on 9-of-10 shooting from the floor in just 16 minutes of action in last season's 78-55 Irish victory over USF in Tampa, Fla. (Feb. 12, 2011). Cooley also hauled down eight rebounds. He was one of six

## Number of Games Led Irish in This Season/Career (Career figure in parenthesis)

<b>Tim Abromaitis</b>		<b>Jack Cooley</b>	
Points	1 (17)	Points	3 (4)
Rebounds	2 (16)	Rebounds	10 (11)
Assists	1 (5)	Blocks	10 (20)
Blocks	-- (7)	Steals	2 (4)
Steals	-- (14)		
<b>Eric Atkins</b>		<b>Alex Dragicevich</b>	
Points	5 (7)	Points	1 (1)
Assists	5 (15)	Assists	1 (1)
Steals	7 (16)	Blocks	2 (2)
<b>Mike Broghammer</b>		<b>Jerian Grant</b>	
Rebounds	1 (1)	Points	4 (4)
Blocks	4 (6)	Rebounds	2 (2)
Steals	1 (2)	Assists	9 (9)
		Steals	6 (6)
		Blocks	1 (1)
<b>Joey Brooks</b>		<b>Tom Knight</b>	
Points	1 (1)	Blocks	2 (2)
Rebounds	1 (2)	Steals	1 (1)
Steals	1 (5)		
Blocks	1 (1)	<b>Scott Martin</b>	
		Points	1 (2)
<b>Pat Connaughton</b>		Rebounds	2 (7)
Points	1 (1)	Assists	2 (3)
Rebounds	1 (1)	Blocks	2 (5)
Blocks	1 (1)	Steals	3 (7)

## Number of Games This Season With ... (Career figure in parenthesis)

<b>Double-Figure Points</b>			
Jerian Grant	13	(13)	
Eric Atkins	10	(17)	
Jack Cooley	7	(11)	
Alex Dragicevich	6	(6)	
Scott Martin	6	(38, 25 at ND)	
Joey Brooks	4	(5)	
Pat Connaughton	4	(4)	
Tim Abromaitis	1	(58)	
<b>30-Plus Points</b>			
Tim Abromaitis	--	(3)	
<b>20-Plus Points</b>			
Jerian Grant	2	(2)	
Eric Atkins	2	(2)	
Jack Cooley	2	(2)	
Scott Martin	1	(2, 2 at ND)	
Pat Connaughton	1	(1)	
Tim Abromaitis	1	(22)	
Alex Dragicevich	1	(1)	
<b>10-Plus Rebounds</b>			
Jack Cooley	6	(6)	
Scott Martin	1	(2, 2 at ND)	
Jerian Grant	1	(1)	
Tim Abromaitis	--	(4)	
<b>Double-Doubles</b>			
Jack Cooley	4	(4)	
Scott Martin	1	(2, 2 at ND)	
Jerian Grant	1	(1)	
Tim Abromaitis	--	(3)	

## Free-Throw Shooting in Final Five Minutes and Overtime This Season:

Tim Abromaitis	0-0 (.000)
Eric Atkins	10-15 (.667)
Mike Broghammer	2-4 (.500)
Joey Brooks	8-12 (.667)
Pat Connaughton	5-6 (.833)
Jack Cooley	6-8 (.750)
Patrick Crowley	0-0 (.000)
Alex Dragicevich	7-9 (.778)
Jerian Grant	5-6 (.833)
Tom Knight	2-2 (1.000)
Scott Martin	6-7 (.857)
<b>Total</b>	52-74 (.703)
<b>Opponents</b>	48-75 (.640)

Irish players that scored in double-figures against the Bulls. Carleton Scott (13), Tim Abromaitis (12), Ben Hansbrough (12), Tyrone Nash (10) and **Scott Martin** (10) also reached double-figures.

## COOLEY COMING TO PLAY

• Since missing the Maryland game on Dec. 4 due to illness, junior forward **Jack Cooley** has averaged 16.6 ppg., 10.1 rpg. and 2.3 bpg. in the past seven contests. He is shooting 66.2% (43-65) from the field and 78.9% (30-38) from the free throw line during that stretch.

• Cooley notched his second straight double-double - and team-best fourth of the season - with a game-high 18 points and 10 rebounds on Saturday at Louisville.

• He has a team-high six double-digit rebounding games this season, including three in a row.

• Against Delaware State (Nov. 18), Cooley hauled down a career-high 17 rebounds, which included 10 offensive boards. He became the first Irish player to haul down that many rebounds in a game since Luke Harangody had 17 against Louisville on Feb. 12, 2009.

• Cooley leads the Irish with an 8.5 rpg. average this season, which includes 3.7 offensive boards per game. He also has a team-high 22 blocked shots, which already is a career-high total for the junior.

## SUCCESS AT THE STRIPE

• The Irish have made more free throws (271) than their opponents have attempted (256). Notre Dame is 271-377 (.719) from the charity stripe this season.

• The Fighting Irish were 22-29 (.759) from the free throw line on Saturday against Louisville.

## ATKINS ON THE ATTACK

• Sophomore point guard **Eric Atkins** has a team-best 13.6 ppg. average this season. Atkins has scored in double-figures in 10 of the 14 games he has played in this season. He missed two games (Sam Houston State & Delaware State) due to illness. He has led Notre Dame in scoring a team-high five times this season.

• Atkins has dished out a career-high nine assists twice this season (Sacred Heart, Dec. 19 & Bryant, Nov. 27).

• Atkins deposited a career-high 27 points versus Mississippi Valley State in the season opener.

• Atkins is 55-70 (.786) from the free throw line and 20-47 (.426) from three-point range this season.

## GRANT HAS ALL-AROUND GAME

• Sophomore guard **Jerian Grant**, who is in his first season playing with the Irish after sitting out all of last season, has team-high totals in points (214), assists (73), steals (21) and minutes played (545). His 26 made three-pointers also are a team-high total. Grant is shooting a team-best 78.9% (60-76) from the free throw line this season.

• Grant ranks seventh nationally - and first in the BIG EAST - with a 3.32 assist-to-turnover ratio.

• Grant has scored in double-figures a team-best 13 times this season. He currently has a career-best five-game double-figure scoring streak.

• He scored a career-high 20 points against both Georgia (Nov. 22) and Maryland (Dec. 4).

• Grant dished out a career-high nine assists versus Pittsburgh in the BIG EAST opener.

• Grant posted his first career double-double by notching 12 points and a career-high 11 rebounds against Bryant (Nov. 27).

## Dantley To Join Notre Dame Ring of Honor

Former Irish basketball great and U.S. Olympian Adrian Dantley, the 1976 national college basketball player of the year and a member of the Naismith National Basketball Hall of Fame, will become the fourth inductee into the Notre Dame Basketball Ring of Honor on Friday, March 2, 2012. The ceremony will take place during halftime of the Irish's final regular-season home game against Providence at Purcell Pavilion at the Joyce Center.

Dantley, who enjoyed a stellar three-year career in an Irish uniform from 1973-76, will join Austin Carr, Luke Harangody and Ruth Riley as a member of Notre Dame's Ring of Honor. Harangody, who played for the Irish from 2006-10, was the school's first inductee in Feb. 2010. Riley (1997-2001), who helped lead the Irish women's basketball program to the national championship in '01, became the second member the Ring of Honor in Nov. 2010, while Austin Carr (1968-71), who still remains the program's career scoring leader with 2,560 points, became the third honoree when he was inducted in Feb. 2011.

## Elder Statesman

• **Mike Brey** is in his 12th season along the Irish sidelines. He is the third-longest tenured coach in the BIG EAST, behind only Jim Boeheim of Syracuse and Jim Calhoun of Connecticut. Brey stands sixth all-time in career BIG EAST victories (both regular-season and tournament) with his 121-84 (.590) mark. He is one of eight coaches in BIG EAST history to record 100 conference wins.

## What a Run

- The Irish have gone 48-27 (.640) in BIG EAST regular-season play over the past six seasons.
- The 14 regular-season BIG EAST victories in 2010-11 tied the program standard. The Fighting Irish went 14-4 in BIG EAST play in 2007-08.
- Notre Dame's 15 BIG EAST wins (14 regular season, 1 tournament) last season were the most in program history (combined regular season and tournament).
- Last season's 27 wins overall (27-7) were the most in the modern era of Fighting Irish basketball. Notre Dame's highest win total ever was 33 (33-7) in 1908-09.

## Taking Care Of The Basketball

Under Irish head coach Mike Brey, Notre Dame always has been a team that has had a high number of assists and very few turnovers. Here's a look at the Irish under Brey:

	FGs	Assts	TOs	Asst/Bskt	Asst/TO
2000-01	814	527	434	.647	1.21
2001-02	934	629	435	.673	1.45
2002-03	917	558	446	.609	1.25
2003-04	766	434	329	.567	1.32
2004-05	671	415	341	.618	1.22
2005-06	772	468	364	.606	1.29
2006-07	869	552	414	.635	1.33
2007-08	914	608	429	.665	1.42
2008-09	988	601	343	.608	1.75
2009-10	918	585	362	.637	1.62
2010-11	843	563	364	.668	1.55
2011-12	383	234	160	.611	1.46

## Irish Aim For Sixth Straight 20-Win Season

Notre Dame has reached the 20-win mark in each of the last five seasons and eight times in the last 11 seasons under head coach **Mike Brey**. The last time Irish teams reached the 20-win plateau in six straight campaigns was from 1983-89 under head coach Digger Phelps.

## Postseason Stretch

Notre Dame has earned appearances in the postseason in each of the last 12 seasons, which marks the longest stretch in school history. The Irish have been to the NCAA Tournament on seven occasions and the National Invitation Tournament (NIT) five times during this current stretch. Under head coach **Mike Brey**, Notre Dame has played in the NAAs seven times and NIT four times.

## 107 Years and Strong

The 2011-12 campaign marks the 107th season of basketball at Notre Dame and the 17th season as a member of the BIG EAST Conference. Notre Dame teams have posted an all-time record of 1711-933 for a .647 winning percentage. In 16-plus seasons as a member of the BIG EAST, the Irish own a 149-126 (.542) record in conference regular-season play.

## GET TO 60

- Notre Dame is 9-1 this season when scoring 60 or more points, while the Irish are 1-5 when scoring less than 60 points. The Fighting Irish are averaging 78.7 ppg. in their 10 wins, while they are averaging 58.7 ppg. in the six losses.
- Notre Dame is allowing 60.3 ppg. in its wins and 73.2 ppg. in its setbacks.

## CRASHING THE BOARDS

- The Fighting Irish have a +5.2 rebound margin in their 10 wins, while they have been out-rebounded by a 9.7 margin in their six setbacks.

## BEYOND THE ARC

- Notre Dame has hit 10 or more three-pointers in a game three times this season. The Irish deposited 11 treys against Bryant (Nov. 27) and Delaware State (Nov. 18) and they hit 10 versus Sam Houston State (Nov. 16). The Fighting Irish made 10 or more three-pointers in a game seven times last season.

## 424 AND COUNTING

- Notre Dame has made at least one three-pointer in 424 straight contests dating back to the 1998-99 campaign. The Fighting Irish have made at least one three pointer during every game of the Mike Brey era. The last time an Irish team failed to hit a three-pointer in a game was in a 101-70 loss to Connecticut at the Hartford Civic Center on Jan. 12, 1999. Notre Dame finished 0-7 from beyond the arc in that contest. In 2008-09, the Irish set a single-season three-point record with 319.

## SOLID SCHEDULE

- Nine teams on Notre Dame's 2011-12 schedule are ranked in the latest Associated Press top-25 poll (Jan. 9), including three in the top 10. Six of the squads - #1 Syracuse, #11 Georgetown, #14 Louisville, #17 Connecticut, #24 Seton Hall and #25 Marquette - are BIG EAST foes, while the Fighting Irish faced #7 Indiana, #9 Missouri and #21 Gonzaga in non-conference action. The Irish will meet 17th-ranked UConn twice during the regular season. Notre Dame is 2-3 against ranked opponents this season.

## DOUBLE-DUTY

- Freshman guard/forward **Pat Connaughton** also is a pitcher on the Fighting Irish baseball team. Connaughton is the 66th Notre Dame student-athlete to compete in both basketball and baseball and the first to do so since Tom Hansen during the 1973-74 academic year.

## 2011-12 Notre Dame Men's Basketball on the Radio

Fighting Irish Digital Media (FIDM) will originate the Notre Dame Basketball Radio Network in 2011-2012 with the broadcast teams of Jack Nolan and two former players, LaPhonso Ellis ('92) and Jordan Cornette ('05) bringing basketball fans all the exciting action.

Affiliates: WSBT AM 960 (South Bend, Ind.); WLS AM 890 (Chicago, Ill.); WXNT-AM 1430 in Indianapolis, Ind.; WNUY-FM 100.1 (Fort Wayne, Ind.); WRSW ESPN 1480 AM (Warsaw, Ind); WEFM FM 95.9 (Michigan City, Ind.); WLUV-AM 1520 (Rockford, Ill.); WVIL-FM 101.3 (Jacksonville/Peoria, Ill.); WJLS-AM 560 (Beckley, W.Va.); WKKX-AM 1600 (Wheeling, W.Va.); SiriusXM Satellite Radio (129) and worldwide on UND.com.

## 2011-12 Mike Brey Radio Show

The Mike Brey Radio Show is broadcast live from O'Rourke's Public House just south of the Notre Dame campus on Thursdays at 7:00 p.m. (ET) during the basketball season. Irish fans can join head coach Mike Brey as well as Irish players for an in-depth look inside Notre Dame Basketball. Notre Dame Men's Basketball play-by-play announcer Jack Nolan hosts the show which can be heard live on NewsRadio 960 WSBT-AM in South Bend and worldwide on UND.com. The show can also be heard Friday nights on Sirius XM College Sports Nation Channel 91.

## Schedule

Show #1	Thursday, December 1, 2011
Show #2	Thursday, December 15, 2011
Show #3	Thursday, December 29, 2011
Show #4	Thursday, January 12, 2012
Show #5	Thursday, January 19, 2012
Show #6	Thursday, January 26, 2012
Show #7	Thursday, February 2, 2012
Show #8	Thursday, February 9, 2012
Show #9	Thursday, February 16, 2012
Show #10	Thursday, February 23, 2012
Show #11	Thursday, March 1, 2012



## 2011-12 BIG EAST STANDINGS

(as of games played on Jan. 8)

	BIG EAST Record	Overall Record
Syracuse	4-0	17-0
Seton Hall	3-1	14-2
Georgetown	3-1	13-2
West Virginia	3-1	12-4
Cincinnati	2-1	12-4
<b>NOTRE DAME</b>	<b>2-1</b>	<b>10-6</b>
USF	2-1	9-7
Connecticut	2-2	12-3
St. John's	2-2	8-7
Louisville	1-2	13-3
Marquette	1-2	12-4
DePaul	1-2	10-5
Rutgers	1-2	9-7
Villanova	1-3	8-8
Pittsburgh	0-3	10-5
Providence	0-4	11-6

### Players of the Week

Nov. 21	Herb Pope - Sr., F, Seton Hall
Nov. 28	Kris Joseph - Sr., F, Syracuse
Dec. 5	Hollis Thompson - Jr., F, Georgetown
Dec. 12	Darryl Bryant - Sr., G, West Virginia
Dec. 19	Russ Smith - So., G, Louisville
Dec. 26	Kevin Jones - Sr., F, West Virginia
Jan. 2	Sean Kilpatrick - So., G, Cincinnati

### Rookies of the Week

Nov. 21	<b>Jerian Grant - So., G, Notre Dame</b>
Nov. 28	Andre Drummond - Fr., C, Connecticut
Dec. 5	LaDontae Henton - Fr., F, Providence
Dec. 12	LaDontae Henton - Fr., F, Providence
Dec. 19	Andre Drummond - Fr., C, Connecticut
Dec. 26	Andre Drummond - Fr., C, Connecticut
Jan. 2	Eli Carter - Fr., G, Rutgers

### Notre Dame Weekly Honor Roll Honorees

Jack Cooley - Jr., F (Dec. 12, Dec. 26, Jan. 9)  
Alex Dragicevich - So., G (Jan. 2)

### 2011-12 Notre Dame Men's Basketball Press Conferences

(Contact Bernie Cafarelli at (574) 631-7516 or at cafarelli.1@nd.edu for teleconference number information)

Thursday, Jan. 12	10:00 a.m. (ET)
Monday, Jan. 23	10:00 a.m. (ET)
Monday, Feb. 6	10:00 a.m. (ET)
Monday, Feb. 13	10:00 a.m. (ET)
Monday, Feb. 20	10:00 a.m. (ET)
Wednesday, Feb. 29	10:00 a.m. (ET)

\* - Note special time

### 2011-12 BIG EAST Teleconferences

(Contact the BIG EAST Conference at (401) 453-0660 for teleconference number information)

#### Jan. 5, Jan. 19, Feb. 2 and Feb. 16

11:00 a.m.	Buzz Williams, Marquette
<b>11:08 a.m.</b>	<b>Mike Brey, Notre Dame</b>
11:16 a.m.	Ed Cooley, Providence
11:24 a.m.	Jim Calhoun, Connecticut
11:32 a.m.	Steve Lavin, St. John's
11:40 a.m.	Mick Cronin, Cincinnati
11:48 a.m.	Kevin Willard, Seton Hall
11:56 a.m.	Rick Pitino, Louisville

#### Jan. 12, Jan. 26, Feb. 9 and Feb. 23

11:00 a.m.	Jay Wright, Villanova
11:08 a.m.	Stan Heath, USF
11:16 a.m.	Bob Huggins, West Virginia
11:24 a.m.	Mike Rice, Rutgers
11:32 a.m.	Oliver Purnell, DePaul
11:40 a.m.	Jamie Dixon, Pittsburgh
11:48 a.m.	Jim Boeheim, Syracuse
11:56 a.m.	John Thompson III, Georgetown

## 2011-12 BIG EAST Preseason Coaches' Poll

	Pts.
1. Connecticut (7)	209
Syracuse (5)	209
3. Louisville (3)	201
4. Pittsburgh (1)	188
5. Cincinnati	169
6. Marquette	155
7. West Virginia	132
8. Villanova	127
<b>9. NOTRE DAME</b>	<b>114</b>
10. Georgetown	104
11. Rutgers	75
12. St. John's	71
13. Seton Hall	56
14. USF	43
15. Providence	40
16. DePaul	27

First-place votes in parentheses

## 2011-12 BIG EAST Preseason Awards

### PLAYER OF THE YEAR

Ashton Gibbs, Pittsburgh

### ROOKIE OF THE YEAR

Andre Drummond, Connecticut

### PRESEASON FIRST TEAM

**Tim Abromaitis, Notre Dame, F, Gr.**

Ashton Gibbs, Pittsburgh, G, Sr.

Jeremy Lamb, Connecticut, G/F, So.

Darius Johnson-Odom, Marquette, G, Sr.

Kris Joseph, Syracuse, F, Sr.

Kevin Jones, West Virginia, F, Sr.

### PRESEASON SECOND TEAM

Yancy Gates, Cincinnati, F, Sr.

Alex Oriakhi Connecticut, F/C, Jr.

Peyton Siva, Louisville, G, Jr.

Scoop Jardine, Syracuse, G, Sr.

Maalik Wayns, Villanova, G, Jr.

### HONORABLE MENTION

Andre Drummond, Connecticut, C, Fr.

Shabazz Napier, Connecticut, G, So.

Cleveland Melvin, DePaul, F, So.

Jae Crowder, Marquette, F, Sr.

Augustus Gilchrist, USF, F/C, Sr.

## National Polls

### Associated Press Top 25

(Jan. 9)

- Syracuse**
- Kentucky
- North Carolina
- Baylor
- Ohio State
- Michigan State
- Indiana**
- Duke
- Missouri**
- Kansas
- Georgetown**
- UNLV
- Michigan
- Louisville**
- Murray State
- Virginia
- Connecticut**
- Kansas State
- Florida
- Mississippi State
- Gonzaga**
- San Diego State
- Creighton
- Seton Hall**
- Marquette**

### ESPN/USA Today Coaches Poll

(Jan. 9)

- Syracuse**
- Kentucky
- North Carolina
- Baylor
- Ohio State
- Duke
- Michigan State
- Indiana**
- Missouri**
- Kansas
- Georgetown**
- UNLV
- Michigan
- Murray State
- Louisville**
- Connecticut**
- Virginia
- Kansas State
- Florida
- Mississippi State
- Creighton
- San Diego State
- Gonzaga**
- Marquette**
- Harvard

**Bold** indicates 2011-12 Irish opponent

## 2011-12 GAME-BY-GAME STARTING LINEUP

Date	Opponent (Result)	Starting Lineup	# of Times	Record With Lineup
11/12	Mississippi Valley State (W, 80-67)	Atkins-Brooks-Cooley-Grant-Martin ^	1	1-0
11/14	Detroit (W, 59-53)	Atkins-Brooks-Cooley-Grant-Martin	2	2-0
11/16	Sam Houston State (W, 74-41)	Brooks-Cooley-Dragicovich-Grant-Martin ^	1	1-0
11/18	Delaware State (W, 93-69)	Connaughton-Cooley-Dragicovich-Grant-Martin ^	1	1-0
11/21	Missouri (L, 58-87)	Abromaitis-Atkins-Cooley-Grant-Martin ^	1	0-1
11/22	Georgia (L, 57-61)	Abromaitis-Atkins-Cooley-Grant-Martin	2	0-2
11/27	Bryant (W, 84-59)	Atkins-Brooks-Connaughton-Grant-Martin ^	1	1-0
11/30	Gonzaga (L, 53-73)	Atkins-Brooks-Cooley-Grant-Martin	3	2-1
12/4	Maryland (L, 71-78)	Atkins-Brooks-Grant-Knight-Martin ^	1	0-1
12/8	Maine (W, 87-78)	Atkins-Brooks-Grant-Knight-Martin	2	1-1
12/10	Dartmouth (W, 65-47)	Atkins-Connaughton-Cooley-Dragicovich-Knight ^	1	1-0
12/17	Indiana (L, 58-69)	Atkins-Cooley-Dragicovich-Grant-Martin ^	1	0-1
12/19	Sacred Heart (W, 106-65)	Atkins-Cooley-Dragicovich-Grant-Martin	2	1-1
12/27	Pittsburgh (W, 72-59)	Atkins-Cooley-Dragicovich-Grant-Martin	3	2-1
1/4	Cincinnati (L, 55-71)	Atkins-Cooley-Dragicovich-Grant-Martin	4	2-2
1/7	Louisville (W, 67-65 2OT)	Atkins-Cooley-Dragicovich-Grant-Martin	5	3-2

^ - Indicates first time that lineup was used

The Irish have used eight different starting lineups this season (16 games).

### Injuries And Illness Inflicting The Irish

Notre Dame has suffered through a rash of illness and injuries during the early portion of the 2011-12 campaign. Five of Notre Dame's 10 scholarship players already have missed time this season. Here is the breakdown of the games missed:

	Games Missed	Reason
Tim Abromaitis*	14	NCAA Suspension (4 games) Torn ACL (10 games)
Eric Atkins	2	Illness
Joey Brooks	1	Illness
Jack Cooley	1	Illness
Scott Martin	1	Concussion

\* - Will miss remainder of season with Torn ACL

### Abro Out

- Forward **Tim Abromaitis** suffered a torn anterior cruciate ligament (ACL) in his right knee at a morning team practice on Nov. 25 and will miss the remainder of the 2011-12 campaign. Abromaitis, who is in his fifth season with the Irish, had played in two games (Missouri and Georgia) and was averaging 14.0 points and 7.0 rebounds. He had missed Notre Dame's first four games due to a misunderstanding of a technicality in an NCAA rule governing seasons of competition that dated back to the 2008-09 campaign when he played in the first two exhibitions of his sophomore campaign and then sat out the remainder of that season.

- Abromaitis was selected to the 2011-12 preseason watch lists for both the John R. Wooden Award and the Naismith Trophy. Both awards are presented annually to the national player of the year. He also was named to the six-man preseason All-BIG EAST First Team. In addition, the Irish forward is one of 30 candidates up for the Lowe's Senior CLASS Award.

### Instant Impact

**Pat Connaughton** and **Jerian Grant** became the fifth and sixth Notre Dame rookies to score 20-plus points in a game during the Mike Brey era (12 seasons). Here is the list of Irish freshmen/first-year players who have accomplished the feat in the Brey era:

Player	Season	20+ Games	30+ Games	High
Chris Thomas (G)	2001-02	9	2	32
Torin Francis (F)	2002-03	4	-	25
Luke Harangody (F)	2006-07	3	-	22
Tory Jackson (G)	2006-07	2	-	21
Jerian Grant* (G)	2011-12	2	-	20
Pat Connaughton (G/F)	2011-12	1	-	24

\* - A sophomore with rookie status since he did not play during his freshman season in 2010-11.

- Connaughton's 24 points against Sam Houston State (Nov. 16) were the most for a Notre Dame freshman since Torin Francis had 25 against Arizona in the Sweet 16 of the 2003 NCAA Tournament (March 27, 2003).

- Connaughton's six made three-pointers (on 10 attempts) against Sam Houston State were the most for an Irish freshman since Chris Thomas had six against Connecticut in the semifinals of the 2002 BIG EAST Tournament (March 8, 2002).

- Connaughton's 24 points off the bench in the Sam Houston State game were the most bench points by an Irish player since Chris Quinn netted 25 against Quinnipiac during the 2003-04 campaign (Dec. 23, 2003).

# ALL ABOUT ABRO

## IN THE IRISH RECORD BOOK

### Three-Point Field Goals Made

1.	Colin Falls	2003-07	331
2.	Chris Thomas	2001-05	302
3.	Matt Carroll	1999-03	301
4.	Kyle McAlarney	2005-09	298
5.	David Graves	1998-02	259
6.	Ryan Hoover	1992-96	248
7.	Chris Quinn	2002-05	239
8.	Ryan Ayers	2005-09	170
9.	Martin Ingelsby	1997-01	167
10.	<b>Tim Abromaitis</b>	<b>2007-11</b>	<b>160</b>
11.	Ben Hansbrough	2009-11	154
12.	Russell Carter	2003-07	139
13.	Luke Zeller	2005-09	107
14.	Tory Jackson	2006-10	103
15.	Pat Garrity	1994-98	100
16.	Antoni Wyché	1995-99	93
17.	Elmer Bennett	1988-92	91
18.	Jordan Cornette	2001-05	74
19.	Joe Fredrick	1986-90	73
20.	Rob Kurz	2004-08	72

### Three-Point Field Goals Attempted

1.	Chris Thomas	2001-05	833
2.	Colin Falls	2003-07	826
3.	Matt Carroll	2002-03	762
4.	Kyle McAlarney	2005-09	687
5.	Ryan Hoover	1992-96	680
6.	David Graves	1998-02	630
7.	Chris Quinn	2002-06	573
8.	Ryan Ayers	2005-09	401
9.	Martin Ingelsby	1997-01	394
10.	<b>Tim Abromaitis</b>	<b>2007-11</b>	<b>390</b>
11.	Ben Hansbrough	2009-11	362
12.	Russell Carter	2003-07	342
13.	Antoni Wyché	1995-99	333
14.	Tory Jackson	2006-10	320
15.	Luke Zeller	2005-09	297
16.	Pat Garrity	1994-98	279
17.	Elmer Bennett	1988-92	259
18.	Jordan Cornette	2001-05	245
19.	Troy Murphy	1998-01	191
20.	Pete Miller	1993-97	190

### Three-Point Field Goal Percentage (Min. 120 Attempted)

1.	Joe Fredrick	1986-90	.490
2.	Kyle McAlarney	2005-09	.434
3.	Ben Hansbrough	2009-11	.425
4.	Ryan Ayers	2005-09	.424
	Martin Ingelsby	1997-01	.424
6.	Chris Quinn	2002-06	.417
7.	David Graves	1998-02	.411
8.	<b>Tim Abromaitis</b>	<b>2007-11</b>	<b>.410</b>
9.	Rob Kurz	2004-08	.409
10.	David Rivers	1984-88	.406
	Russell Carter	2003-07	.406
12.	Colin Falls	2003-07	.401
13.	Keith Friel	1996-98	.397
14.	Matt Carroll	1999-03	.395
15.	Jamere Jackson	1987-90	.380
	Jonathan Peoples	2006-10	.377
17.	Kevin Ellery	1988-91	.372
18.	Carl Cozen	1991-94	.370
19.	Ryan Hoover	1993-96	.365
20.	Chris Thomas	2001-05	.363



- 2011-12 Preseason All-BIG EAST First Team
- John R. Wooden Award Preseason Top 50 List (2011-12)
- Naismith Trophy Preseason Watch List (2011-12)
- Lowe's Senior CLASS Award Candidate (2011-12)
- Capital One First Team Academic All-American (2011)
- *ESPN The Magazine* First Team Academic All-American (2010)
- BIG EAST Scholar Athlete of the Year (2010 & 2011)
- BIG EAST Sports Excellence Award (2010 & 2011)
- Third Team All-BIG EAST (2011)
- BIG EAST Honorable Mention (2010)
- Four-Time BIG EAST Weekly Honor Roll Selection
- Four-Time BIG EAST Academic All-Star
- Notre Dame Club of St. Joseph Valley Rockne Student-Athlete Award (2010 & 2011)
- Notre Dame Co-Most Improved Player Award (2010)
- Team Captain (2010-11, 2011-12)
- Old Spice Classic MVP (2010)
- Graduate of Notre Dame's Mendoza College of Business
  - Bachelor's Degree in Finance (2010) - 3.73 GPA
  - MBA (2011)
- 2011 World University Games Participant
  - Started three games and averaged 6.4 ppg and 4.3 rpg.
  - Team USA posted a 7-1 record (fifth-place finish)



# HOME SWEET HOME

## NCAA Division I Men's Basketball Current Home Win Streaks (as of games played on Jan. 8)

Team	Streak
1. Kentucky	45
2. Duke	43
3. Ohio State	35
4. <b>NOTRE DAME</b>	<b>28</b>
5. North Carolina	27

## Home Winning Percentage Leaders Since the Beginning of 2006-07 Season (five-plus seasons) (as of games played on Jan. 8)

Team	Wins	Losses	Percentage
1. Kansas	97	4	96.04
2. Utah State	89	4	95.70
3. BYU	85	5	94.44
4. <b>NOTRE DAME</b>	<b>93</b>	<b>6</b>	<b>93.94</b>
5. Duke	87	6	93.55
6. Ohio State	100	8	92.59
7. Memphis	99	8	92.52
8. Purdue	86	7	92.47
9. Pittsburgh	94	8	92.16
10. Xavier	79	7	91.86
11. Michigan State	84	8	91.30
12. Wisconsin	88	9	90.72
13. Texas	86	9	90.53
14. North Carolina	84	9	90.32
15. Missouri	88	11	88.89
16. San Diego State	79	10	88.76
17. Butler	75	10	88.24
18. Kent State	73	10	87.95
19. Creighton	85	13	86.73
20. Oklahoma State	75	12	86.21

• Notre Dame currently has a 28-game home win streak, which is the fourth-longest in the nation.

• The Fighting Irish concluded their 2010-11 home slate with a perfect 17-0 mark. It's the third undefeated season at Purcell Pavilion at the Joyce Center in the last five years and the fifth overall for Notre Dame since the building opened at the start of the 1968-69 campaign. The other perfect home seasons occurred in: 1973-74 (15-0), 1985-86 (15-0), 2006-07 (18-0) and 2007-08 (17-0).

• Notre Dame is the only BIG EAST team that did not lose at home in 2010-11.

• Over the course of the last five seasons, Notre Dame is the only school nationally to go undefeated at home in three seasons (Duke and Kansas have done it twice), while its 93-6 record at home for a .939 winning percentage is the sixth best among NCAA Division I schools. The Irish also own the best record among all BIG EAST teams in regular-season conference home games over the same time span with a sterling 40-5 record for an .889 winning percentage.

## BIG EAST Home Records in League Play Since the Beginning of 2006-07 Season (five-plus seasons) (as of games played on Jan. 8)

Team	Wins	Losses	Percentage
1. <b>NOTRE DAME</b>	<b>40</b>	<b>5</b>	<b>88.89</b>
2. Pittsburgh	38	7	84.44
3. Louisville	38	8	82.61
4. West Virginia	36	10	78.26
5. Connecticut	34	11	75.56
6. Syracuse	34	12	73.91
7. Marquette	33	12	73.33
8. Georgetown	33	13	71.74
9. Villanova	31	15	67.39
10. St. John's	25	21	54.35
11. Cincinnati	24	22	52.17
Seton Hall	24	22	52.17
13. Providence	22	24	47.83
14. USF	17	29	36.96
15. Rutgers	13	33	28.26
16. DePaul	12	34	26.09

## IRISH ENJOYING SUCCESSFUL RUN IN LEAGUE PLAY

BIG EAST Records Since the Beginning of 2006-07 Season (five-plus seasons)

(as of games played on Jan. 8)

	Overall				BIG EAST		
	Wins	Losses	Percentage		Wins	Losses	Percentage
1. Pittsburgh	150	43	.777	1. Louisville	66	25	.725
2. Syracuse	147	48	.754	2. Pittsburgh	65	26	.714
3. Louisville	140	51	.733	3. Syracuse	61	31	.663
4. West Virginia	140	55	.718	4. <b>NOTRE DAME</b>	<b>59</b>	<b>32</b>	<b>.648</b>
5. Georgetown	131	52	.716	5. Georgetown	58	34	.630
6. Connecticut	134	56	.705	6. West Virginia	57	35	.620
7. <b>NOTRE DAME</b>	<b>130</b>	<b>56</b>	<b>.699</b>	7. Marquette	54	37	.593
8. Marquette	130	60	.684	8. Villanova	54	38	.587
9. Villanova	128	60	.681	9. Connecticut	52	40	.565
10. Cincinnati	99	81	.550	10. Cincinnati	38	53	.418
11. Seton Hall	93	79	.541	11. St. John's	38	54	.413
12. Providence	90	85	.514	12. Seton Hall	37	55	.402
13. St. John's	89	87	.506	13. Providence	32	60	.348
14. USF	72	102	.414	14. USF	24	67	.264
15. Rutgers	71	101	.413	15. Rutgers	19	72	.209
16. DePaul	65	109	.374	16. DePaul	18	73	.198

**Last Notre Dame Win/Loss Versus Ranked  
Opponent in Associated Press Poll**

	<b>Date</b>	<b>Opponent (Location)</b>	<b>Score</b>				
Win vs. #1	2-1-87	North Carolina (H)	60-58	Win vs. #20	1-15-98	West Virginia (A)	74-72
Loss vs. #1	11-26-08	(8) North Carolina (LC)!	87-102	Loss vs. #20	1-12-09	(12) Louisville (A)	73-87
Win vs. #2	1-24-11	(15) Pittsburgh (A)	56-51	Win vs. #21	1-9-07	(22) West Virginia (H)	61-58
Loss vs. #2	2-28-09	Connecticut (A)	65-72	<b>Loss vs. #21</b>	<b>11-21-11</b>	<b>Missouri (KC)</b>	<b>58-87</b>
Win vs. #3	3-3-90	Missouri (H)	98-67	<b>Win vs. #22</b>	<b>12-27-11</b>	<b>Pittsburgh (H)</b>	<b>72-59</b>
Loss vs. #3	1-27-10	Villanova (A)	90-72	Loss vs. #22	3-16-07	Winthrop (SA)\$	64-74
Win vs. #4	12-7-06	Alabama (H)	99-85	Win vs. #23	12-3-06	Maryland (VC)@	81-74
Loss vs. #4	2-7-04	Pittsburgh (H)	58-66	Loss vs. #23	3-8-06	Georgetown (MSG)*	63-67
Win vs. #5	2-12-09	Louisville (H)	90-57	Win vs. #24	NA		
Loss vs. #5	1-1-11	(15) Syracuse (A)	58-70	Loss vs. #24	3-5-05	Pittsburgh (H)	77-85
Win vs. #6	11-25-08	(8) Texas (LC)!	81-80	Win vs. #25	3-10-11	(4) Cincinnati (MSG)*	89-51
Loss vs. #6	1-6-03	(5) Pittsburgh (A)	55-72	Loss vs. #25	3-13-08	Marquette (MSG)*	79-89
Win vs. #7	2-2-82	San Francisco (H)	75-66	<i>Event/Location Notes</i>			
Loss vs. #7	3-12-10	West Virginia (MSG)*	51-53	\$ - NCAA Tournament			
Win vs. #8	1-4-11	(14) Connecticut (H)	73-70	* - BIG EAST Tournament			
Loss vs. #8	1-17-09	(12) Syracuse (A)	74-93	! - Maui Invitational			
Win vs. #9	12-29-10	(15) Georgetown (H)	69-55	^ - SEC/BIG EAST Invitational			
Loss vs. #9	3-9-07	(20) Georgetown (MSG)*	82-84	@ - BB&T Classic			
Win vs. #10	2-21-01	(18) Boston College (H)	76-75	(H) - Home			
Loss vs. #10	1-2-10	Connecticut (A)	70-82	(A) - Away			
<b>Win vs. #11</b>	<b>1-7-12</b>	<b>Louisville (A) (2ot)</b>	<b>67-65</b>	(LC) - Lahaina Civic Center (Maui)			
Loss vs. #11	3-2-09	Villanova (H)	60-77	(MCI) - MCI Center (Washington, D.C.)			
Win vs. #12	2-24-10	Pittsburgh (H)	68-53	(MSG) - Madison Square Garden (New York, N.Y.)			
Loss vs. #12	3-4-03	Syracuse (A)	88-92	(KC) - Kansas City, Mo.			
Win vs. #13	12-2-02	Marquette (H)	92-71	(D) - Dayton, Ohio			
Loss vs. #13	2-28-08	(17) Louisville (A)	85-90	(BFC) - Big Four Classic (Indianapolis, Ind.)			
Win vs. #14	12-5-87	Louisville (BFC)	69-54	(FH) - Freedom Hall (Louisville, Ky.)			
Loss vs. #14	3-11-11	(4) Louisville (MSG)* (ot)	77-83	(PC) - Pepsi Center (Denver, Colo.)			
Win vs. #15	1-21-98	Syracuse (H)	83-63	(SA) - Spokane Arena (Spokane, Wash.)			
Loss vs. #15	2-7-09	UCLA (A)	63-89	(VC) - Verizon Center (Washington, D.C.)			
Win vs. #16	3-5-11	(8) Connecticut (A)	70-67	(CC) - Crossroads Classic (Indianapolis, Ind.)			
Loss vs. #16	1-18-03	(10) Kentucky (A)	73-88	<i>Note - Number before opponent indicates Notre Dame's AP ranking at the time of the game</i>			
Win vs. #17	3-7-70	(15) Ohio U. (D)\$	112-82	<b>Bold italics</b> indicates result from this season			
Loss vs. #17	12-8-10	(23) Kentucky (FH)^	58-72				
Win vs. #18	1-26-08	Villanova (A)	90-80				
<b>Loss vs. #18</b>	<b>12-17-11</b>	<b>Indiana (CC)</b>	<b>58-69</b>				
Win vs. #19	2-28-11	(8) Villanova (H)	93-72				
<b>Loss vs. #19</b>	<b>11-30-11</b>	<b>Gonzaga (A)</b>	<b>53-73</b>				

# THE MIKE BREY FILE

2011 AP, Basketball Times & Henry Iba Coach of the Year

2007, 2008 & 2011 BIG EAST Coach of the Year

Third Longest Tenured Coach in BIG EAST

Record at Notre Dame: 248-126 (.663)

Overall Record: 347-178 (.661)

## WHAT HIS TEAMS HAVE DONE:

9 NCAA Tournament Appearances

14 Total Postseason Appearances (5 NIT)

3 BIG EAST Players of the Year

(Troy Murphy '01 / Luke Harangody '08 / Ben Hansbrough '11)

10 First-Team All-BIG EAST Honorees



## IRISH UNDER MIKE BREY:

### IN OVERTIME GAMES: 8-8

at Georgetown (2/9/02)	W	116-111 (4 OT)
at Boston College (1/25/03)	W	101-96
vs. Georgetown (2/1/03)	W	93-92 (2OT)
at Pittsburgh (1/4/06)	L	97-100 (2OT)
vs. Georgetown (1/24/06)	L	82-85 (2OT)
at Louisville (2/4/06)	L	86-89
at Connecticut (2/21/06)	L	74-75
at Michigan (3/20/06)	L	84-87 (2OT)
vs. Providence (1/31/08)	W	81-74
at Louisville (1/12/09)	L	73-87
at Louisville (2/17/10)	L	89-91 (2OT)
at Marquette (3/6/10)	W	63-60
vs. Georgia (11/25/10)	W	89-83 (2OT)
vs. Louisville (2/9/11)	W	89-79
vs. Louisville (3/11/11)	L	77-83
at Louisville (1/7/12)	W	67-65 (2OT)

### IN GAMES DECIDED BY...

1 point.....	12-11
2 points.....	7-11
3 points.....	16-16
4 points.....	4-7
5 points.....	7-7
6 points.....	12-6
7 points.....	17-8
8 points.....	6-10
9 points.....	8-4
10 points.....	13-6
11-15 points.....	50-25
16-20 points.....	28-11
21-30 points.....	31-4
31-40 points.....	26-0
41-50 points.....	11-0
50+points.....	0-0
<b>Total.....</b>	<b>248-126</b>

### ON THE ROAD....

	Away	Neutral	Overall
2011-12	1-2	0-4	1-6
2010-11	5-4	5-3	10-7
2009-10	3-6	3-3	6-9
2008-09	3-8	3-4	6-12
2007-08	5-4	3-4	8-8
2006-07	3-5	3-3	6-8
2005-06	4-7	0-2	4-9
2004-05	4-6	0-1	4-7
2003-04	6-5	2-1	8-6
2002-03	4-5	6-3	10-8
2001-02	8-4	5-3	13-7
2000-01	6-4	2-2	8-6
<b>Totals</b>	<b>52-60</b>	<b>32-33</b>	<b>84-93</b>
	<b>(.464)</b>	<b>(.492)</b>	<b>(.475)</b>

### VS. RANKED OPPONENTS:

2011-12 .....	2-3
2010-11 .....	8-3
2009-10 .....	4-4
2008-09 .....	3-9
2007-08 .....	2-6
2006-07 .....	4-2
2005-06 .....	1-7
2004-05 .....	2-5
2003-04 .....	2-8
2002-03 .....	5-6
2001-02 .....	3-6
2000-01 .....	4-3
<b>Totals.....</b>	<b>40-62</b>
	<b>(.392)</b>

## NOTRE DAME SEASON-BY-SEASON UNDER BREY:

	Overall	BIG EAST (regular season)
2000-01	20-10	11-5 (1st place-West Division)
2001-02	22-11	10-6 (2nd place-West Division)
2002-03	24-10	10-6 (t-3rd place-West Division)
2003-04	19-13	9-7 (7th place)
2004-05	17-12	9-7 (6th place)
2005-06	16-14	6-10 (t-11th place)
2006-07	24-8	11-5 (4th place)
2007-08	25-8	14-4 (t-2nd place)
2008-09	21-15	8-10 (t-9th place)
2009-10	23-12	10-8 (t-7th place)
2010-11	27-7	14-4 (2nd place)
2011-12	10-6	2-1
	<b>248-126 (.663)</b>	<b>114-73 (.610)</b>

## MIKE BREY IN THE BIG EAST RANKINGS:

### BIG EAST Coaching Percentage

#### Regular Season and BIG EAST Tournament

	W-L	Pct.	Yrs.	Tour.	Pct.
1. <b>Jamie Dixon, Pittsburgh</b>	<b>109-48</b>	<b>.694</b>	<b>9</b>	<b>11-7</b>	<b>.611</b>
2. John Thompson, Georgetown	231-123	.653	20	33-13	.717
3. <b>Jim Boheim, Syracuse</b>	<b>388-211</b>	<b>.648</b>	<b>33</b>	<b>46-27</b>	<b>.630</b>
4. <b>Bob Huggins, West Virginia</b>	<b>55-31</b>	<b>.640</b>	<b>5</b>	<b>7-3</b>	<b>.700</b>
5. <b>Jim Calhoun, Connecticut</b>	<b>305-174</b>	<b>.637</b>	<b>26</b>	<b>33-18</b>	<b>.647</b>
6. Lou Carnesecca, St. John's	139-80	.635	13	12-11	.522
7. <b>Rick Pitino, Providence/Louisville</b>	<b>96-57</b>	<b>.627</b>	<b>9</b>	<b>7-7</b>	<b>.500</b>
8. <b>Steve Lavin, St. John's</b>	<b>15-9</b>	<b>.625</b>	<b>2</b>	<b>1-1</b>	<b>.500</b>
9. <b>John Thompson III, Georgetown</b>	<b>87-54</b>	<b>.617</b>	<b>8</b>	<b>11-6</b>	<b>.647</b>
10. Mike Jarvis, St. John's	57-36	.613	5	7-4	.636
11. Tom Crean, Marquette	34-22	.607	3	3-3	.500
12. Ben Howland, Pittsburgh	43-29	.597	4	8-3	.727
13. <b>Mike Brey, Notre Dame</b>	<b>121-84</b>	<b>.590</b>	<b>12</b>	<b>7-11</b>	<b>.388</b>
14. <b>Buzz Williams, Marquette</b>	<b>38-27</b>	<b>.585</b>	<b>4</b>	<b>5-3</b>	<b>.625</b>
15. <b>Jay Wright, Villanova</b>	<b>108-82</b>	<b>.568</b>	<b>11</b>	<b>8-10</b>	<b>.444</b>

### BIG EAST Coaching Wins

#### Regular Season and BIG EAST Tournament

	W-L	Pct.	Yrs.	Tour.	Pct.
1. <b>Jim Boheim, Syracuse</b>	<b>388-211</b>	<b>.648</b>	<b>33</b>	<b>46-27</b>	<b>.630</b>
2. <b>Jim Calhoun, Connecticut</b>	<b>305-174</b>	<b>.637</b>	<b>26</b>	<b>33-18</b>	<b>.647</b>
3. John Thompson, Georgetown	231-123	.653	20	33-13	.717
4. Lou Carnesecca, St. John's	139-80	.635	13	12-11	.522
5. Rollie Massimino, Villanova	123-92	.572	12	13-12	.520
6. <b>Mike Brey, Notre Dame</b>	<b>121-84</b>	<b>.590</b>	<b>12</b>	<b>7-11</b>	<b>.388</b>
7. <b>Jamie Dixon, Pittsburgh</b>	<b>109-48</b>	<b>.694</b>	<b>9</b>	<b>11-7</b>	<b>.611</b>
8. <b>Jay Wright, Villanova</b>	<b>108-82</b>	<b>.568</b>	<b>11</b>	<b>8-10</b>	<b>.444</b>
9. Steve Lappas, Villanova	97-79	.551	9	10-8	.556
10. <b>Rick Pitino, Providence/Louisville</b>	<b>96-57</b>	<b>.627</b>	<b>9</b>	<b>7-7</b>	<b>.500</b>

Bold indicates active BIG EAST head coach

## Notre Dame Highs and Lows Under Mike Brey

### Notre Dame – Team Game Highs (1st Half)

Points	62 vs. Loyola-Chicago (11/22/00)
Field Goals Made	62 vs. Georgia Southern (11/12/10)*
Field Goals Attempted	24 vs. IPFW (11/10/06)*
Field Goal Percentage	24 vs. Syracuse (1/30/07)
3 PT Field Goals Made	43 vs. New Hampshire (11/16/01)*
3 PT Field Goals Attempted	43 vs. Syracuse (1/30/07)
3 PT Field Goals Percentage	75.0% (18-24) vs. West Virginia (1/9/10)*
Free Throws Made	14 vs. South Dakota (12/2/08)*
Free Throws Attempted	23 vs. South Dakota (12/2/08)*
Free Throw Percentage	85.7% (6-7) vs. West Virginia (1/9/10)*
Total Rebounds	18 vs. Liberty (11/22/09)*
Offensive Rebounds	18 vs. Maine (11/22/10)*
Defensive Rebounds	24 vs. Liberty (11/22/09)*
Assists	100.0% on 20 occasions
Steals	32 vs. Chicago State (11/17/10)*
Blocked Shots	15 vs. Savannah State (12/2/08)*
Turnovers	24 vs. Northern Illinois (12/8/07)*
Fouls	19 vs. Canisius (12/19/00)*
	12 vs. New Hampshire (11/16/01)*
	13 vs. Belmont (11/17/02)*
	14 vs. Monmouth (11/16/07)
	14 vs. St. John's (1/16/11)
	13 vs. St. John's (1/16/11)

### Notre Dame – Team Game Highs (2nd Half)

Points	68 vs. Georgetown (4OT) (2/9/02)
Field Goals Made	24 vs. Pittsburgh (1/4/06)
Field Goals Attempted	63 vs. Georgetown (4OT) (2/9/02)
Field Goal Percentage	72.0% vs. Lafayette (11/14/06)
3 PT Field Goals Made	72.0% (18-25) vs. Pittsburgh (12/27/11)
3 PT Field Goals Attempted	11 vs. St. John's (3/6/04)
3 PT Field Goals Percentage	11 vs. North Carolina (11/26/08)
Free Throws Made	24 vs. Pittsburgh (1/4/06)
Free Throws Attempted	24 vs. Pittsburgh (1/4/06)
Free Throw Percentage	75.0% (6-8) vs. Connecticut (2/21/05)
Total Rebounds	27 vs. Seton Hall (2/18/06)
Offensive Rebounds	32 vs. California (11/26/10)
Defensive Rebounds	100.0% on seven occasions
Assists	34 vs. Seton Hall (1/8/01)
Steals	15 vs. Army (12/19/04)*
Blocked Shots	25 vs. Sacred Heart (11/18/00)*
Turnovers	16 vs. Army (12/19/04)*
Fouls	16 vs. Maine (11/22/10)*
	14 vs. New Hampshire (11/16/01)*
	6 on three occasions
	13 vs. Niagara (12/21/05)*
	13 vs. Marquette (1/12/08)
	26 vs. Pittsburgh (1/4/06)

### Notre Dame – Team Game Highs (Total)

Points	116 vs. Georgetown (4OT) (2/9/02)
Field Goals Made	42 vs. Canisius (12/19/00)*
Field Goals Attempted	94 vs. Georgetown (4OT) (2/9/02)
Field Goal Percentage	66.7% (34-51) vs. Pittsburgh (1/30/02)*
3 PT Field Goals Made	20 vs. Villanova (2/28/11)*#
3 PT Field Goals Attempted	44 vs. Canisius (12/22/00)
3 PT Field Goals Percentage	72.7% (16-22) vs. Loyola Chicago (11/22/00)*#
Free Throws Made	33 vs. Seton Hall (2/18/06)
Free Throws Attempted	45 vs. Columbia (12/23/05)*
Free Throw Percentage	100% (5-5) vs. Illinois (3/22/03)
Total Rebounds	100% (19-19) vs. Villanova (1/8/05)*#
Offensive Rebounds	64 vs. Georgetown (4OT) (2/9/02)
Defensive Rebounds	24 vs. Seton Hall (1/8/01)
Assists	41 vs. Northern Illinois (12/8/07)*
Steals	32 vs. Canisius (12/19/00)*#
Blocked Shots	26 vs. New Hampshire (11/16/01)*#
Turnovers	19 vs. Belmont (12/17/02)*#
Fouls	24 vs. Marquette (1/12/08)
	32 vs. Pittsburgh (1/4/06)

### Notre Dame – Team Game Lows (1st Half)

Points	17 vs. Connecticut (3/3/10)*
Field Goals Made	4 vs. St. John's (1/16/11)
Field Goals Attempted	4 vs. Indiana (12/17/11)
Field Goal Percentage	14 vs. St. John's (1/16/11)
3 PT Field Goals Made	18.8% (6-32) vs. Connecticut (2/21/04)
3 PT Field Goals Attempted	0 four occasions
3 PT Field Goals Percentage	0 vs. St. Louis (11/28/09)
Free Throws Made	0.0% on four occasions
Free Throws Attempted	0 on ten occasions
Free Throw Percentage	0 on seven occasions
Total Rebounds	0.0% on ten occasions
Offensive Rebounds	9 vs. UCF (12/6/09)*
Defensive Rebounds	9 vs. Pittsburgh (3/11/10)
Assists	0 vs. West Virginia (1/9/10)*
Steals	6 vs. Louisville (2/17/10)
Blocked Shots	1 vs. Villanova (1/27/07)*
Turnovers	0 on eight occasions
Fouls	0 on 35 occasions
	0 vs. DePaul (1/23/10)*
	0 vs. Samford (12/30/04)*

### Notre Dame – Team Game Lows (2nd Half)

Points	18 vs. Pittsburgh (3/11/10)
Field Goals Made	5 vs. West Virginia (1/9/10)*
Field Goals Attempted	5 vs. Pittsburgh (3/11/10)
Field Goal Percentage	13 vs. Pittsburgh (3/11/10)
3 PT Field Goals Made	21.4% (6-28) vs. Harvard (11/19/04)*
3 PT Field Goals Attempted	0 on five occasions
3 PT Field Goals Percentage	2 vs. Rutgers (2/6/11)*
Free Throws Made	0.0% on three occasions
Free Throws Attempted	0 vs. Pittsburgh (1/12/04)
Free Throw Percentage	0 vs. Indiana (11/24/08)
Total Rebounds	0 vs. Old Dominion (3/18/10)
Offensive Rebounds	0 vs. Indiana (11/24/08)
Defensive Rebounds	0 vs. Old Dominion (3/18/10)
Assists	0 vs. Indiana (11/24/08)
Steals	0 vs. Old Dominion (3/18/10)
Blocked Shots	0.0% on four occasions
Turnovers	7 vs. Rutgers (3/1/03)
Fouls	2 on six occasions
	4 vs. Rutgers (3/1/03)
	0 vs. Harvard (11/19/04)
	0 on 12 occasions
	0 on 30 occasions
	0 vs. West Virginia (3/10/04)
	0 vs. Cincinnati (3/10/11)
	3 on three occasions

### Notre Dame – Team Game Lows (Total)

Points	41 vs. Washington State (3/22/08)
Field Goals Made	13 vs. Rutgers (3/1/03)
Field Goals Attempted	13 vs. Washington State (3/22/08)
Field Goal Percentage	34 vs. Pittsburgh (3/11/10)
3 PT Field Goals Made	24.5% (13-53) vs. Washington State (3/22/08)
3 PT Field Goals Attempted	1 vs. Pittsburgh (2/3/01)
3 PT Field Goals Percentage	1 vs. California (11/26/10)
Free Throws Made	8 vs. Pittsburgh (2/3/01)
Free Throws Attempted	5.0% (1-20) vs. California (11/26/10)
Free Throw Percentage	1 vs. Connecticut (2/28/09)
Total Rebounds	3 vs. Old Dominion (3/18/10)
Offensive Rebounds	3 vs. Old Dominion (3/18/10)
Defensive Rebounds	20.0% (1-5) vs. Connecticut (2/28/09)
Assists	21 vs. Rutgers (3/1/03)
Steals	3 vs. DePaul (12/14/02)*
Blocked Shots	3 vs. Sam Houston State (11/16/11)*
Turnovers	14 vs. DePaul (12/11/04)*
Fouls	6 vs. Mississippi (3/18/01)
	6 vs. Gonzaga (11/30/11)
	1 on five occasions
	0 on seven occasions
	2 vs. DePaul (1/23/10)*
	6 on three occasions

\* Indicates game played at the Purcell Pavilion, Notre Dame, Ind.  
# Indicates school record

## Opponent Highs and Lows Under Mike Brey

### Opponent – Team Game Highs (1st Half)

Points	53, Arizona (3/27/03)
Field Goals Made	23, Arizona (3/27/03)
Field Goals Attempted	44, Georgetown (3/4/01)*
Field Goal Percentage	63.3% (19-30), Missouri (11/21/11)
3 PT Field Goals Made	9, Syracuse (1/11/06)*
	9, Lehigh (11/27/06)*
3 PT Field Goals Attempted	19, Syracuse (1/11/06)*
3 PT Field Goal Percentage	81.8% (9-11), Lehigh (11/26/06)*
Free Throws Made	14, Sacred Heart (11/18/00)*
Free Throws Attempted	19, Sacred Heart (11/18/00)*
Free Throw Percentage	100.0%, on 26 occasions
Total Rebounds	33, Connecticut (2/21/04)
Offensive Rebounds	16, Northern Illinois (11/24/03)*
Defensive Rebounds	21, on six occasions
Assists	15, Seton Hall (2/11/10)
Steals	9, Miami (Fla.) (2/23/02)
	9, Marquette (1/12/08)
Blocked Shots	10, Connecticut (2/21/04)
Turnovers	16, Loyola (Chicago) (11/22/00)*
Fouls	16, on four occasions

### Opponent – Team Game Highs (2nd Half)

Points	68, Georgetown (4 OT) (2/9/02)
Field Goals Made	21, Syracuse (2/24/08)*
Field Goals Attempted	49, Syracuse (2/24/08)*
Field Goal Percentage	68.2% (15-22), American (12/21/03)*
3 PT Field Goals Made	9, on three occasions
3 PT Field Goals Attempted	22, Tennessee Tech (12/17/00)*
3 PT Field Goal Percentage	100.0% (3-3), Seton Hall (2/5/03)
	100.0% (3-3), Indiana (12/17/11)
Free Throws Made	24, Pittsburgh (2 OT) (1/4/06)
Free Throws Attempted	39, Pittsburgh (2 OT) (1/4/06)
Free Throw Percentage	100.0% on 11 occasions
Total Rebounds	38, Georgetown (4 OT) (2/9/02)
Offensive Rebounds	16, Syracuse (2/24/08)*
Defensive Rebounds	27, Georgetown (4 OT) (2/9/02)
Assists	19, Pittsburgh (2 OT) (1/4/06)
Steals	9, on two occasions
Blocked Shots	11, Georgetown (4 OT) (2/9/02)
Turnovers	15, New Hampshire (11/16/01)*
Fouls	20, Seton Hall (2/18/06)
	20, Rutgers (2/6/11)

### Opponent – Team Game Highs (Total)

Points	111, Georgetown (4 OT) (2/9/02)
Field Goals Made	41, Syracuse (3/4/03)*
Field Goals Attempted	82, Syracuse (2/24/08)*
Field Goal Percentage	63.0% (29-46), American (12/21/03)*
3 PT Field Goals Made	14, Texas (12/7/02)
	14, Lehigh (11/27/06)*
3 PT Field Goals Attempted	37, West Virginia (1/9/10)*
3 PT Field Goal Percentage	73.7% (14-19), Lehigh (11/27/06)*
Free Throws Made	35, Louisville (2OT) (2/17/10)
Free Throws Attempted	46, Pittsburgh (2 OT) (1/4/06)
Free Throw Percentage (min. 8 att.)	100%, on four occasions
Total Rebounds	59, Connecticut (2/21/04)
Offensive Rebounds	27, Loyola (Chicago) (11/22/00)*
Defensive Rebounds	42, Connecticut (1/24/09)*
Assists	30, Pittsburgh (2 OT) (1/4/06)
Steals	13, Niagara (12/21/05)*
Blocked Shots	19, Connecticut (OT) (2/21/06)
Turnovers	30, New Hampshire (11/16/01)*
Fouls	31, Columbia (12/23/05)*

### Opponent – Team Game Lows (1st Half)

Points	5, California (11/26/10)
Field Goals Made	2, California (11/26/10)
Field Goals Attempted	18, Georgetown (2/27/10)
Field Goal Percentage	8.0% (2-25), California (11/26/10)
3 PT Field Goals Made	0, on 14 occasions
3 PT Field Goals Attempted	2, Georgetown (2/9/02)
3 PT Field Goal Percentage	0.0%, on 14 occasions
Free Throws Made	0, on 30 occasions
Free Throws Attempted	0, on 16 occasions
Free Throw Percentage	0.0%, on 30 occasions
Total Rebounds	7, Georgetown (2/27/10)
	7, Maine (11/22/10)*
Offensive Rebounds	0, Lafayette (11/14/06)
Defensive Rebounds	5, on three occasions
Assists	1, California (11/26/10)
Steals	0, on 15 occasions
Blocked Shots	0, on 41 occasions
Turnovers	1, on six occasions
Fouls	1, Pittsburgh (2/12/05)
	1, DePaul (12/31/08)
	1, West Virginia (3/12/10)

### Opponent – Team Game Lows (2nd Half)

Points	8, Monmouth (11/16/07)
Field Goals Made	3, Monmouth (11/16/07)
Field Goals Attempted	19, Old Dominion (3/18/10)
Field Goal Percentage	13.0% (3-23), Monmouth (11/16/07)
3 PT Field Goals Made	0, on 12 occasions
3 PT Field Goals Attempted	3, on eight occasions
3 PT Field Goal Percentage	0.0% on 12 occasions
Free Throws Made	0, on three occasions
Free Throws Attempted	1, on three occasions
Free Throw Percentage	0.0% on three occasions
Total Rebounds	6, Marquette (3/6/10)
Offensive Rebounds	0, Kentucky (3/25/09)*
	0, Marquette (3/6/10)
Defensive Rebounds	3, Virginia Tech (2/22/03)*
	3, Marquette (1/22/11)*
Assists	1, UAB (3/17/09)*
	1, Pittsburgh (3/11/10)
Steals	0, on eight occasions
Blocked Shots	0, on 30 occasions
Turnovers	0, West Virginia (3/10/04)
	0, Pittsburgh (1/31/09)
Fouls	4, on four occasions

### Opponent – Team Game Lows (Total)

Points	33, Monmouth (11/16/07)
Field Goals Made	12, Bucknell (11/22/02)*
Field Goals Attempted	35, Rutgers (3/1/03)
Field Goal Percentage	21.1% (12-57), Bucknell (11/22/02)*
3 PT Field Goals Made	1, on six occasions
3 PT Field Goals Attempted	7, Seton Hall (2/5/03)
	7, Indiana (12/17/11)
3 PT Field Goal Percentage	5.9% (1-17), Cincinnati (11/24/00)
Free Throws Made	0, Charleston Southern (11/26/04)*
Free Throws Attempted	0, Charleston Southern (11/26/04)*
Free Throw Percentage	0.0% (0-0), Charleston Southern (11/26/04)*
Total Rebounds	19, Winston-Salem St. (11/29/06)*
Offensive Rebounds	3, Army (12/19/04)*
	3, West Virginia (2/1/06)
Defensive Rebounds	12, Georgetown (2/27/10)
	12, Marquette (1/22/11)*
Assists	5, Bucknell (11/22/02)*
Steals	1, on five occasions
Blocked Shots	0, on 12 occasions
Turnovers	3, Marquette (1/26/09)*
	3, Connecticut (3/5/11)
Fouls	7, Connecticut (1/24/09)*
	7, Connecticut (2/28/09)

\* - Indicates games played at Purcell Pavilion (Notre Dame, Ind.)

## Notre Dame Highs and Lows in a BIG EAST Game

### Notre Dame – BIG EAST Team Game Highs (1st Half)

Points	61 vs. Syracuse (1/30/07)
Field Goals Made	24 vs. Syracuse (1/30/07)
Field Goals Attempted	43 vs. Syracuse (1/30/07)
Field Goal Percentage	75.0% (18-24) vs. West Virginia (1/9/10)*
3 PT Field Goals Made	11, on three occasions
3 PT Field Goals Attempted	22 vs. Pittsburgh (1/31/09)
3 PT Field Goals Percentage	85.7% (6-7) vs. West Virginia (1/9/10)*
Free Throws Made	13 vs. Seton Hall (2/11/10)
Free Throws Attempted	19 vs. Villanova (1/27/10)
Free Throw Percentage	100.0% on 13 occasions
Total Rebounds	29 vs. Connecticut (1/5/08)
Offensive Rebounds	14 vs. Providence (2/19/05)
Defensive Rebounds	23 vs. Louisville (2/12/09)*
Assists	17 vs. West Virginia (1/9/10)*
Steals	7 on four occasions
Blocked Shots	7 vs. Connecticut (2/9/04)* 7 vs. West Virginia (1/19/05)
Turnovers	14 vs. St. John's (1/16/11)
Fouls	13 vs. St. John's (1/16/11)

### Notre Dame – BIG EAST Team Game Highs (2nd Half)

Points	68 vs. Georgetown (4OT) (2/9/02)
Field Goals Made	24 vs. Pittsburgh (1/4/06)
Field Goals Attempted	63 vs. Georgetown (4OT) (2/9/02)
Field Goal Percentage	72.0% vs. Pittsburgh (12/27/11)
3 PT Field Goals Made	11 vs. St. John's (3/6/04)
3 PT Field Goals Attempted	24 vs. Pittsburgh (1/4/06)
3 PT Field Goals Percentage	71.4% (6-8) vs. Connecticut (2/21/05)
Free Throws Made	27 vs. Seton Hall (2/18/06)
Free Throws Attempted	30 vs. Seton Hall (2/18/06) 30 vs. Rutgers (2/6/11)*
Free Throw Percentage	100.0% on three occasions
Total Rebounds	34 vs. Seton Hall (1/8/01)
Offensive Rebounds	18 vs. Seton Hall (1/8/01)
Defensive Rebounds	27 vs. Georgetown (3/4/04)*
Assists	14 vs. Cincinnati (1/15/08)*
Steals	6 vs. Villanova (1/17/07)
Blocked Shots	5 vs. Georgetown (2/27/10)
Turnovers	13 vs. Marquette (1/12/08)
Fouls	26 vs. Pittsburgh (1/4/06)

### Notre Dame – BIG EAST Team Game Highs (Total)

Points	116 vs. Georgetown (4OT) (2/9/02)
Field Goals Made	41 vs. Georgetown (4OT) (2/9/02)
Field Goals Attempted	94 vs. Georgetown (4OT) (2/9/02)
Field Goal Percentage	66.7% (34-51) vs. Pittsburgh (1/30/02)*
3 PT Field Goals Made	20 vs. Villanova (2/28/11)*#
3 PT Field Goals Attempted	36 vs. Pittsburgh (1/4/06)
3 PT Field Goals Percentage	62.5% (20-32) vs. Villanova (2/28/11)*
Free Throws Made	34 vs. Cincinnati (1/15/08)*
Free Throws Attempted	42 vs. Cincinnati (1/15/08)*
Free Throw Percentage	100.0% (19-19) vs. Villanova (1/14/03)*#
Total Rebounds	64 vs. Georgetown (4OT) (2/9/02)
Offensive Rebounds	24 vs. Seton Hall (1/8/01)
Defensive Rebounds	35 vs. Louisville (2/12/09)*
Assists	25 vs. Cincinnati (2/4/10)*
Steals	10 on six occasions
Blocked Shots	9 vs. Connecticut (2/9/04)*
Turnovers	26 vs. Pittsburgh (2/8/00)
Fouls	32 vs. Pittsburgh (1/4/06)

\*Indicates game played at the Purcell Pavilion, Notre Dame, Ind.  
#Indicates school record

### Notre Dame – BIG EAST Team Game Lows (1st Half)

Points	17 vs. Connecticut (3/3/10)*
Field Goals Made	4 vs. St. John's (1/16/11)
Field Goals Attempted	14 vs. St. John's (1/16/11)
Field Goal Percentage	18.8% (6-32) vs. Connecticut (2/21/04)
3 PT Field Goals Made	0 vs. West Virginia (1/7/04) 0 vs. Connecticut (1/12/99)
3 PT Field Goals Attempted	5 on three occasions
3 PT Field Goals Percentage	8.3% (1-12) vs. Providence (1/21/03)
Free Throws Made	0 on nine occasions
Free Throws Attempted	0 on seven occasions
Free Throw Percentage	0.0% on nine occasions
Total Rebounds	9 vs. Pittsburgh (3/11/10)
Offensive Rebounds	0 on four occasions
Defensive Rebounds	6 vs. Louisville (2/17/10)
Assists	1 vs. Villanova (1/27/07)*
Steals	0 on seven occasions
Blocked Shots	0 on 20 occasions
Turnovers	0 vs. DePaul (1/23/10)*
Fouls	2 on three occasions

### Notre Dame – BIG EAST Team Game Lows (2nd Half)

Points	18 vs. Pittsburgh (3/11/10)
Field Goals Made	5 vs. West Virginia (1/9/10)* 5 vs. Pittsburgh (3/11/10)
Field Goals Attempted	13 vs. Pittsburgh (3/11/10)*
Field Goal Percentage	26.3% (5-19) vs. West Virginia (1/9/10)*
3 PT Field Goals Made	0 vs. Connecticut (1/12/99) 0 vs. Providence (1/31/08)* 0 vs. Rutgers (2/6/11)*
3 PT Field Goals Attempted	2 vs. Rutgers (2/6/11)*
3 PT Field Goals Percentage	0.0% (0-6) vs. Providence (1/31/08)* 0.0% (0-2) vs. Rutgers (2/6/11)*
Free Throws Made	0 vs. Pittsburgh (1/12/04)
Free Throws Attempted	2 on four occasions
Free Throw Percentage	0.0% (0-2) vs. Pittsburgh (1/12/04)
Total Rebounds	7 vs. Rutgers (3/1/03)
Offensive Rebounds	2 vs. Connecticut (3/3/10)* 2 vs. St. John's (1/8/11)*
Defensive Rebounds	4 vs. Rutgers (3/1/03)
Assists	2 on three occasions
Steals	0 on 10 occasions
Blocked Shots	0 on 20 occasions
Turnovers	0 vs. West Virginia (3/10/04) 0 vs. Cincinnati (3/10/11)
Fouls	3 vs. West Virginia (1/7/04)* 3 vs. Pittsburgh (2/24/10)*

### Notre Dame – BIG EAST Team Game Lows (Total)

Points	48 vs. Georgetown (1/7/06)
Field Goals Made	13 vs. Rutgers (3/1/03)
Field Goals Attempted	34 vs. Pittsburgh (3/11/10)
Field Goal Percentage	29.7% (19-64) vs. Connecticut (2/21/04)
3 PT Field Goals Made	0 vs. Connecticut (1/12/99)
3 PT Field Goals Attempted	6 vs. Seton Hall (2/6/99)
3 PT Field Goals Percentage	10.5% vs. Rutgers (2/14/02)
Free Throws Made	1 vs. Connecticut (2/28/09)
Free Throws Attempted	4 vs. Pittsburgh (3/8/01) 4 vs. Connecticut (1/24/09)*
Free Throw Percentage	20.0% (1-5) vs. Connecticut (2/28/09)
Total Rebounds	21 vs. Rutgers (3/1/03)
Offensive Rebounds	4 on three occasions
Defensive Rebounds	16 vs. Pittsburgh (1/24/11)
Assists	7 vs. Rutgers (3/1/03) 7 vs. Pittsburgh (3/8/01)
Steals	1 vs. Marquette (1/26/09)* 1 vs. Cincinnati (2/4/09)
Blocked Shots	0 on three occasions
Turnovers	2 vs. DePaul (1/23/10)*
Fouls	6 vs. West Virginia (1/7/04)*

\*Indicates game played at the Purcell Pavilion, Notre Dame, Ind.  
#Indicates school record

## Opponent Highs and Lows in a BIG EAST Game

### Opponent – BIG EAST Team Game High (1st Half)

Points	54, Connecticut (1/12/99)
Field Goals Made	22, Syracuse (3/4/03)*
Field Goals Attempted	44, Georgetown (3/4/01)*
Field Goal Percentage	65.2% (15-23), Providence (2/21/96)*
3 PT Field Goals Made	9 on three occasions
3 PT Field Goals Attempted	19, West Virginia (2/2/00)*
3 PT Field Goals Percentage	100.0% (5-5), Connecticut (2/8/97)*
Free Throws Made	21, Connecticut (1/12/99)
Free Throws Attempted	23, Connecticut (1/12/99)
Free Throw Percentage	100.0% on 11 occasions
Total Rebounds	33, Connecticut (2/21/04)
Offensive Rebounds	14, Georgetown (3/8/03)
Defensive Rebounds	21, on three occasions
Assists	15, Seton Hall (2/11/10)
Steals	9, Marquette (1/12/08)
Blocked Shots	10, Connecticut (2/21/04)
Turnovers	14, Pittsburgh (1/6/03)
Fouls	15, Villanova (1/27/10)

### Opponent – BIG EAST Team Game High (2nd Half)

Points	68, Georgetown (4OT) (2/9/02)
Field Goals Made	23, Georgetown (4OT) (2/9/02)
Field Goals Attempted	60, Georgetown (4OT) (2/9/02)
Field Goal Percentage	66.7% (20-30), Pittsburgh (3/5/05)*
3 PT Field Goals Made	9, on three occasions
3 PT Field Goals Attempted	20, Miami (2/23/02)
3 PT Field Goals Percentage	83.3% (5-6), Boston College (3/1/97)
Free Throws Made	24, Pittsburgh (1/4/06)
Free Throws Attempted	39, Pittsburgh (1/4/06)
Free Throw Percentage	100.0% on four occasions
Total Rebounds	31, Syracuse (2/24/08)*
Offensive Rebounds	16, Syracuse (2/24/08)*
Defensive Rebounds	26, Connecticut (2/21/04)
Assists	19, Pittsburgh (1/4/06)
Steals	8, Marquette (1/12/08)
Blocked Shots	11, Georgetown (4 OT) (2/9/02)
Turnovers	10, Rutgers (1/31/04)
Fouls	20, Seton Hall (2/18/06)
	20, Rutgers (2/6/11)*

### Opponent – BIG EAST Team Game High (Total)

Points	111, Georgetown (2/9/02)
Field Goals Made	41, Syracuse (3/4/03)*
Field Goals Attempted	87, Georgetown (1/7/97)
Field Goal Percentage	56.5% (34-60), Syracuse (1/17/04)*
3 PT Field Goals Made	14, Syracuse (1/16/00)
3 PT Field Goals Attempted	37, West Virginia (1/9/10)*
3 PT Field Goals Percentage	71.4% (5-7), Seton Hall (2/5/03)
Free Throws Made	35, Louisville (2OT) (2/10/10)
Free Throws Attempted	46, Pittsburgh (1/4/06)
Free Throw Percentage	100% (11-11), Connecticut (3/5/11)*
Total Rebounds	59, Connecticut (2/21/04)
Offensive Rebounds	32, Georgetown (1/7/97)
Defensive Rebounds	42, Connecticut (1/24/09)*
Assists	30, Pittsburgh (1/4/06)
Steals	24, Georgetown (2/10/99)*
Blocked Shots	19, Connecticut (OT) (2/21/06)
Turnovers	23, Villanova (1/6/02)*
Fouls	33, West Virginia (2/11/97)*

### Opponent – BIG EAST Team Game Lows (1st Half)

Points	16, Georgetown (3/4/04)*
Field Goals Made	6, Georgetown (2/16/05)*
Field Goals Attempted	6, USF (2/12/11)
Field Goal Percentage	20.0% (6-30), USF (2/12/11)
3 PT Field Goals Made	0 on 10 occasions
3 PT Field Goals Attempted	2, Georgetown (2/1/03)*
3 PT Field Goals Percentage	0.0% on 10 occasions
Free Throws Made	0 on 10 occasions
Free Throws Attempted	0, on five occasions
Free Throw Percentage	0.0% on 10 occasions
Total Rebounds	7, Georgetown (2/27/10)
Offensive Rebounds	0, Virginia Tech (1/20/04)
Defensive Rebounds	5, Pittsburgh (2/24/10)*
Assists	2, USF (2/15/06)*
Steals	2, Seton Hall (3/10/10)
Blocked Shots	0 on seven occasions
Turnovers	1 on five occasions*
Fouls	1, DePaul (12/31/08)
	1, West Virginia (3/12/10)

### Opponent – BIG EAST Team Game Lows (2nd Half)

Points	16, Pittsburgh (3/11/10)*
Field Goals Made	5, West Virginia (1/9/02)
Field Goals Attempted	17, Boston College (1/9/96)
Field Goal Percentage	22.7%, West Virginia (1/9/02)
3 PT Field Goals Made	0, on three occasions
3 PT Field Goals Attempted	2, Connecticut (2/28/09)
3 PT Field Goals Percentage	0.0%, on three occasions
Free Throws Made	0, on four occasions
Free Throws Attempted	0, Pittsburgh (1/29/97)
Free Throw Percentage	0.0% on four occasions
Total Rebounds	6, Marquette (3/6/10)
Offensive Rebounds	0, Marquette (3/6/10)
Defensive Rebounds	3, Virginia Tech (2/22/03)*
Assists	3, Marquette (1/22/11)*
Steals	1, Pittsburgh (3/11/10)
Blocked Shots	0, on six occasions
Turnovers	0, on 13 occasions
Fouls	0, West Virginia (3/10/04)
	0, Pittsburgh (1/31/09)
	2, Connecticut (2/21/05)

### Opponent – BIG EAST Team Game Lows (Total)

Points	45, Pittsburgh (3/11/10)*
Field Goals Made	17 on four occasions
Field Goals Attempted	40, Syracuse (2/5/05)
Field Goal Percentage	28.1% (18-64), Georgetown (3/4/04)*
3 PT Field Goals Made	1 on three occasions
3 PT Field Goals Attempted	7, Seton Hall (2/5/03)
3 PT Field Goals Percentage	7.1% (1-14), Pittsburgh (12/27/11)*
Free Throws Made	1, DePaul (2/2/08)*
Free Throws Attempted	1, Rutgers (2/25/09)*
Free Throw Percentage	100%, Connecticut (2/12/00)*
Free Throw Percentage	3, DePaul (2/2/08)*
Free Throw Percentage	20.0% (1-5), Rutgers (2/25/09)*
Total Rebounds	20, Georgetown (2/27/10)
Offensive Rebounds	4, West Virginia (2/18/03)
Defensive Rebounds	12, Georgetown (2/27/10)
Assists	12, Marquette (1/22/11)
Steals	6, Syracuse (2/5/05)
Blocked Shots	6, Seton Hall (3/10/10)
Turnovers	1, Connecticut (3/11/04)
Blocked Shots	0 on four occasions
Turnovers	3, Marquette (1/26/09)*
Fouls	3, Connecticut (3/5/11)
	7, Connecticut (1/24/09)*
	7, Connecticut (2/28/09)

\* Indicates game played at the Purcell Pavilion, Notre Dame, Ind.

## The Last Time ...

### Notre Dame recorded a ...

30-Point win..... was on 12/19/11 - ND 106, Sacred Heart 65 (41 points)\*  
 40-Point win..... was on 12/19/11 - ND 106, Sacred Heart 65 (41 points)\*  
 50-Point win..... was on 12/28/06 - ND 101, Rider 51 (50 points)  
 30-Point loss..... was on 1/7/99 - ND 62, Villanova 93 (31 points)\*

### Notre Dame shot ...

60% on FGs ..... was on 12/19/11 - 61.4% (35-57) vs. Sacred Heart (ND 106 - Sacred Heart 65)\*  
 65% on FGs ..... was on 1/30/02 - 66.7% (34-51) vs. Pittsburgh (ND 89 - Pittsburgh 76)\*  
 90% on FTs ..... was on 12/10/11 - 93.3% (14-15) vs. Dartmouth (ND 65 - Dartmouth 47)\*

### Notre Dame ...

Won 10 games in a row..... was from 11/24/07 thru 1/5/08 (10 straight)  
 Won 15 games in a row..... was from 12/31/53 thru 3/9/54 (18 straight)  
 Won 20 games in a row..... never  
 Lost 5 games in a row..... was from 1/12/09 thru 2/7/09 (7 straight)  
 Scored 100 points..... was on 12/19/11 (ND 106 - Sacred Heart 65)\*  
     - Scored 100 points on the road ..... was on 2/21/09 (ND 103 - Providence 84)  
     - Scored 100 points at a neutral site..... was on 3/12/78 (ND 100 - Houston 77) (NCAA First Round, Tulsa, OK)  
     - Scored 100 points and lost..... was on 3/20/71 (ND 106 - Houston 119) (NCAA Regional Semi-finals at Wichita, KS)  
 Allowed 100 points ..... was on 11/26/08 vs. North Carolina (ND 87 - North Carolina 102)  
 Scored less than 50 points ..... was on 3/22/08 vs. Washington State (ND 41 - Washington State 61)  
 Allowed less than 50 points ..... was on 12/10/11 vs. Dartmouth (ND 65 - Dartmouth 47)\*  
 Played an Overtime Game..... was on 1/7/12 (2OT) vs. Louisville (ND 67 - Louisville 65)  
     - Played in a Multi-Overtime Game..... was on 1/7/12 (2OT) vs. Louisville (ND 67 - Louisville 65)  
 Won on a "last second" shot ..... was on 3/19/09 vs. New Mexico (ND 70 - New Mexico 68 - Tory Jackson layup at 00:02)\*  
 Had 5 double figure scorers. was on 12/19/11 vs. Sacred Heart (ND 106 - Sacred Heart 65) Jack Cooley 19, Jerian Grant 15, Eric Atkins 13, Alex Dragicevich 12, Joey Brooks 12\*  
 Had 6 double figure scorers..... was on 2/12/11 vs. USF (ND 78 - USF 55) Jack Cooley 18, Carleton Scott 13, Ben Hansbrough 12, Tim Abromaitis 12, Ty Nash 10, Scott Martin 10  
 Had 7 double figure scorers ..... never  
 Had two double-figure rebounders ..... was on 1/7/12 vs. Louisville (2OT) (ND 67 - Louisville 65) Scott Martin 12, Jack Cooley 10  
 Had two players with double-doubles ..... was on 1/7/12 vs. Louisville (2OT) (ND 67 - Louisville 65) Jack Cooley (18 pts, 10 rebs), Scott Martin (11 pts, 12 rebs.)  
 Had three players with double-doubles ..was on 11/17/10 vs. Chicago State (ND 102 - Chicago State 62) Tim Abromaitis (21 pts, 10 rebs), Carleton Scott (17 pts, 11 rebs), Tyrone Nash (11 pts, 10 rebs)\*  
 Had two 30-point scorers ..... was on 2/28/11 vs. Villanova (ND 93 - Villanova 72) Ben Hansbrough - 30, Tim Abromaitis - 30\*  
 Had two 20-point scorers ..... was on 12/8/11 vs. Maine (ND 87 - Maine 78) Eric Atkins - 26, Jack Cooley - 22\*  
 Had three 20-point scorers ..... was on 3/8/07 vs. Syracuse (ND 89 - Syracuse 83) Russell Carter 24, Luke Harangody 20, Colin Falls 23  
 Made 10 three-point field goals ..... was on 11/27/11 vs. Bryant - 11-25 (44.0%) (ND 84 - Bryant 59)\*  
 Made 20 three-point field goals ..... was on 2/28/11 vs. Villanova - 20-32 (62.5%) (ND 93 - Villanova 72)\*  
 Committed 10 turnovers or less ..... was on 12/27/11 - 6 turnovers vs. Pittsburgh (ND 72 - Pittsburgh 59)\*  
 Committed 5 turnovers or less ..... was on 12/19/11 - 4 turnovers vs. Sacred Heart (ND 106 - Sacred Heart 65)\*  
 Committed 25 turnovers ..... was on 2/8/00 - 26 turnovers vs. Villanova (ND 69 - Villanova 86)  
 Forced 25 turnovers ..... was on 11/16/01 - 30 turnovers vs. New Hampshire (ND 95 - New Hampshire 53)

### An Irish player had ...

25+ points ..... was on 12/8/11 - Eric Atkins (26) vs. Maine (ND 87 - Maine 78)\*  
 30+ points ..... was on 2/28/11 - Ben Hansbrough (30), Tim Abromaitis (30) vs. Villanova (ND 93 - Villanova 72)\*  
 35+ points ..... was on 2/4/10 - Luke Harangody (37) vs. Cincinnati (ND 83 - Cincinnati 65)\*  
 40+ points ..... was on 2/28/08 - Luke Harangody (40) vs. Louisville (ND 85 - Louisville 90)  
 50+ points ..... never  
 15 or more rebounds ..... was on 11/18/11 - Jack Cooley (17) vs. Delaware State (ND 93 - Delaware State 69)\*  
 20 rebounds ..... was on 3/22/08 - Luke Harangody (22) vs. Washington State (ND 41 - Washington State 61)  
 a "double-double" ..... was on 1/7/12 - Jack Cooley (18 pts., 10 rebs.), Scott Martin (11 pts., 12 rebs.) vs. Louisville (2OT) (ND 67 - Louisville 65)  
 a "triple-double" ..... was on 11/16/01 - Chris Thomas (24 pts, 11 ast, 11 steals) vs. New Hampshire (ND 99 - New Hampshire 53)\*  
 20 points and 10 rebounds ..... was on 12/8/11 - Jack Cooley (22 pts., 14 rebs.) vs. Maine (ND 87 - Maine 78)\*  
 20 points and 20 rebounds ..... was on 1/8/01 - Troy Murphy (25 pts, 20 rebs) vs. Seton Hall (ND 76 - Seton Hall 78)  
 10 assists ..... was on 2/28/11 - Ben Hansbrough (10) vs. Villanova (ND 93 - Villanova 72)\*  
 10 blocks ..... was on 11/17/02 - Jordan Cornette (11) vs. Belmont (ND 76 - Belmont 48)\*#  
 10 steals ..... was on 11/16/01 - Chris Thomas (11) vs. New Hampshire (ND 99, New Hampshire 53)\*#

### An opposing player had ...

25+ points ..... was on 12/8/11 - Gerald McLemore (27), Maine (ND 87 - Maine 78)\*  
 30+ points ..... was on 12/4/11 - Terrell Stoglin (31), Maryland (ND 71 - Maryland 78)  
 35+ points ..... was on 2/23/11 - Marshon Brooks (52), Providence (ND 94 - Providence 93)  
 40+ points ..... was on 2/23/11 - Marshon Brooks (52), Providence (ND 94 - Providence 93)  
 50+ points ..... was on 2/23/11 - Marshon Brooks (52), Providence (ND 94 - Providence 93)  
 15 rebounds ..... was on 11/30/11 - Elias Harris (15), Gonzaga (ND 53 - Gonzaga 73)  
 20 rebounds ..... was on 1/31/09 - DeJuan Blair (22), Pittsburgh (ND 80 - Pittsburgh 93)  
 a "double-double" ..... was on 1/7/12 - Kyle Kuric (17 pts., 10 rebs.), Chane Behanan (17 pts., 10 rebs.), Louisville (2OT) (ND 67 - Louisville 65)  
 a "triple-double" ..... was on 2/21/06 - Marcus Williams (18 pts, 10 rebs, 13 asts) Connecticut (ND 74 - Connecticut 75 - OT)  
 20 points and 10 rebounds ..... was on 1/2/10 - Stanley Robinson (22 pts., 16 rebs.), Connecticut (ND 70 - Connecticut 82)  
 20 points and 20 rebounds ..... was on 1/31/09 - DeJuan Blair (23 pts., 22 rebs.), Pittsburgh (ND 80 - Pittsburgh 93)  
 10 assists ..... was on 2/11/10 - Eugene Harvey (10), Seton Hall (ND 87 - Seton Hall 90)  
 10 blocks ..... was on 1/5/08 - Hasheem Thabeet (10), Connecticut (ND 73 - Connecticut 67)\*  
 10 steals ..... was on 1/29/89 - Mark Macon (11), Temple (ND 64 - Temple 60)\*

\*indicates Notre Dame home game; #school record; @Purcell Pavilion record



## The Last Time in a BIG EAST Game ...

### Notre Dame Recorded a ...

30-Point win ..... was on 3/10/11 - ND 89, Cincinnati 51 (38 points)  
 40-Point win ..... never  
 50-Point win ..... never  
 30-Point loss ..... was on 1/7/99 - ND 62, Villanova 93 (31 points)

### Notre Dame Shot ...

60% on FGs ..... was on 1/6/01 - 60.8% (31-51) vs. Rutgers (ND 87 - Rutgers 80)\*  
 65% on FGs ..... was on 1/30/02 - 66.7% (34-51) vs. Pittsburgh (ND 89 - Pittsburgh 76)\*  
 90% on FTs ..... was on 1/30/10 - 90.0% (9-10) vs. Rutgers (ND 73 - Rutgers 74)

### Notre Dame ...

Won 5 BIG EAST games in a row ..... was from 2/23/11 thru 3/11/11 (5 straight)  
 Won 10 BIG EAST games in a row ..... never  
 Lost 5 BIG EAST games in a row ..... was from 1/12/09 thru 2/4/09 - (6 straight)  
 Scored 100 points ..... was on 2/21/09 (ND 103 - Providence 84)  
     - Scored 100 points on the road ..... was on 2/21/09 (ND 103 - Providence 84)  
     - Scored 100 points on the neutral site ..... never  
     - Scored 100 points and lost ..... never  
 Allowed 100 points ..... was on 1/17/07 vs. Villanova (ND 87 - Villanova 102)  
 Scored less than 50 points ..... was on 1/6/07 vs. Georgetown (ND 48 - Georgetown 66)  
 Allowed less than 50 points ..... was on 2/26/11 vs. Seton Hall (ND 66 - Seton Hall 48)\*  
 Played an Overtime Game ..... was on 1/7/12 (2OT) vs. Louisville (ND 67 - Louisville 65)  
     - Played in a Multi-Overtime Game ..... was on 1/7/12 (2OT) vs. Louisville (ND 67 - Louisville 65)  
 Won on a "last second" shot ..... was on 2/9/03 vs. Pittsburgh (ND 66 - Pittsburgh 64 - Torin Francis layup at 00:00.6)\*  
 Had 5 double figure scorers ..... was on 3/11/11 vs. Louisville (OT) (ND 77 - Louisville 83) Scott Martin 21, Tim Abromaitis 16, Ben Hansbrough 13, Ty Nash 13, Carleton Scott 10  
 Had 6 double figure scorers ..... was on 2/12/11 vs. USF (ND 78 - USF 55) Jack Cooley 18, Carleton Scott 13, Ben Hansbrough 12, Tim Abromaitis 12, Ty Nash 10, Scott Martin 10  
 Had 7 double figure scorers ..... never  
 Had two double-figure rebounders ..... was on 1/7/12 vs. Louisville (2OT) (ND 67 - Louisville 65) Scott Martin 12, Jack Cooley 10  
 Had two players with double-doubles ..... was on 1/7/12 vs. Louisville (2OT) (ND 67 - Louisville 65) Jack Cooley (18 pts, 10 rebs), Scott Martin (11 pts, 12 rebs.)  
 Had three players with double-doubles ... was on 1/23/10 vs. DePaul (ND 87 - DePaul 77) Luke Harangody (24 pts, 11 rebs), Ben Hansbrough (15 pts, 10 rebs), Tyrone Nash (13 pts, 10 rebs)\*  
 Had four players with double-doubles ..... was on 2/9/02 vs. Georgetown (Notre Dame 116, Georgetown 111 - 4OT) - Matt Carroll (30 pts, 10 rebs), Ryan Humphrey (23 pts, 14 rebs), Chris Thomas (22 pts, 12 asts.), Harold Swanagan (11 pts, 10 reb.)  
 Had two 30-point scorers ..... was on 2/28/11 vs. Villanova (ND 93 - Villanova 72) Ben Hansbrough - 30, Tim Abromaitis - 30\*  
 Had two 20-point scorers ..... was on 2/28/11 vs. Villanova (ND 93 - Villanova 72) Ben Hansbrough - 30, Tim Abromaitis - 30\*  
 Had three 20-point scorers ..... was on 3/8/07 vs. Syracuse (ND 89 - Syracuse 83) - Russell Carter 24, Luke Harangody 20, Colin Falls 23  
 Made 10 three-point field goals ..... was on 2/28/11 vs. Villanova - 20-32 (62.5%) (ND 93 - Villanova 72)\*  
 Made 20 three-point field goals ..... was on 2/28/11 vs. Villanova - 20-32 (62.5%) (ND 93 - Villanova 72)\*  
 Committed 10 turnovers or less ..... was on 12/27/11 - 6 turnovers vs. Pittsburgh (ND 72 - Pittsburgh 59)\*  
 Committed 5 turnovers or less ..... was on 3/10/11 - 5 turnovers vs. Cincinnati (ND 89 - Cincinnati 51)  
 Committed 25 turnovers ..... was on 2/8/00 - 26 turnovers vs. Villanova (ND 69 - Villanova 86)  
 Forced 25 turnovers ..... never

### An Irish player had ...

25+ points ..... was on 2/28/11 - Ben Hansbrough (30), Tim Abromaitis (30) vs. Villanova (ND 93 - Villanova 72)\*  
 30+ points ..... was on 2/28/11 - Ben Hansbrough (30), Tim Abromaitis (30) vs. Villanova (ND 93 - Villanova 72)\*  
 35+ points ..... was on 2/4/10 - Luke Harangody (37) vs. Cincinnati (ND 83 - Cincinnati 65)\*  
 40+ points ..... was on 2/28/08 - Luke Harangody (40) vs. Louisville (ND 85 - Louisville 90)  
 50+ points ..... never  
 15 or more rebounds ..... was on 2/7/10 - Luke Harangody (15) vs. USF (ND 65 - USF 62)\*  
 20 rebounds ..... was on 1/8/01 - Troy Murphy (20) vs. Seton Hall (ND 76 - Seton Hall 78)  
 a "double-double" ..... was on 1/7/12 - Jack Cooley (18 pts., 10 rebs.), Scott Martin (11 pts., 12 rebs.) vs. Louisville (2OT) (ND 67 - Louisville 65a)  
 a "triple-double" ..... never  
 20 points and 10 rebounds ..... was on 2/4/10 - Luke Harangody (37 pts., 14 rebs.) vs. Cincinnati (ND 83 - Cincinnati 65)\*  
 20 points and 10 rebounds ..... was on 3/10/10 - Luke Harangody (20 pts., 10 rebs.) vs. Seton Hall (ND 68 - Seton Hall 56)  
 10 assists ..... was on 2/28/11 - Ben Hansbrough (10) vs. Villanova (ND 93 - Villanova 72)\*  
 10 blocks ..... never  
 10 steals ..... never

### An opposing player had ...

25+ points ..... was on 3/5/11 - Kemba Walker (34), Connecticut (ND 70 - Providence 67)  
 30+ points ..... was on 3/5/11 - Kemba Walker (34), Connecticut (ND 70 - Providence 67)  
 35+ points ..... was on 2/23/11 - Marshon Brooks (52), Providence (ND 94 - Providence 93)  
 40+ points ..... was on 2/23/11 - Marshon Brooks (52), Providence (ND 94 - Providence 93)  
 50+ points ..... was on 2/23/11 - Marshon Brooks (52), Providence (ND 94 - Providence 93)  
 15 rebounds ..... was on 1/2/10 - Stanley Robinson (16), Connecticut (ND 70 - Connecticut 82)  
 20 rebounds ..... was on 1/31/09 - DeJuan Blair (22), Pittsburgh (ND 80 - Pittsburgh 93)  
 a "double-double" ..... was on 1/7/12 - Kyle Kuric (17 pts., 10 rebs.), Chane Behanan (17 pts., 10 rebs.), Louisville (2OT) (ND 67 - Louisville 65)  
 a "triple-double" ..... was on 2/21/06 - Marcus Williams (18 pts, 10 rebs, 13 asts), Connecticut (ND 74 - Connecticut 75 - OT)  
 20 points and 10 rebounds ..... was on 1/2/10 - Stanley Robinson (22 pts., 16 rebs.), Connecticut (ND 70 - Connecticut 82)  
 20 points and 20 rebounds ..... was on 1/31/09 - DeJuan Blair (23 pts., 22 rebs.), Pittsburgh (ND 80 - Pittsburgh 93)  
 10 assists ..... was on 2/11/10 - Eugene Harvey (10), Seton Hall (ND 87 - Seton Hall 90)  
 10 blocks ..... was on 1/5/08 - Hasheem Thabeet (10), Connecticut (ND 73 - Connecticut 67)\*  
 10 steals ..... never

Note: Notre Dame began playing as a member of the BIG EAST Conference in 1995-96.

\* indicates Notre Dame home game; @ indicates Purcell Pavilion record; # indicates school record



# 0 Eric Atkins

Sophomore • Guard  
6-1 • 182  
Columbia, Md. • Mount Saint Joseph

### Career Games With:

Double Figure Points .....	17
20-Plus Points.....	2
30-Plus Points.....	N/A
10-Plus Rebounds.....	N/A
10-Plus Assists .....	N/A
Double-Double .....	N/A

### 2011-12 Honors, Awards & Accomplishments

- Named co-captain prior to start of BIG EAST play
- Reached double-figure points in 10 games this season, twice eclipsing 20 points
- Set career highs in points (27) and FT's (12) in opener against Mississippi Valley State (11/12/11)
- Missed Sam Houston State (11/16/11) and Delaware State (11/18/11) games with illness, the first missed games of Irish career
- Dished out career high nine assists against Bryant (11/27/11)
- Career highs in FG's (9) and 3FG's (5) against Maine (12/8/11)
- Grabbed career high 8 rebounds over a career best 50 minutes of play in 2OT win over Louisville (1/7/12)

## Season and Career Bests

<b>Points</b>	Season 27 (vs. MVSU 11/12/11) Career 27 (vs. MVSU 11/12/11)	<b>FG's</b>	Season 9 (vs. Maine 12/8/11) Career 9 (vs. Maine 12/8/11)
<b>Rebounds</b>	Season 8 (vs. Louisville 1/7/12) Career 8 (vs. Louisville 1/7/12)	<b>3PT FG's</b>	Season 5 (vs. Maine 12/8/11) Career 5 (vs. Maine 12/8/11)
<b>Assists</b>	Season 9 (on two occasions) Career 9 (on two occasions)	<b>FT's</b>	Season 12 (vs. MVSU 11/12/11) Career 12 (vs. MVSU 11/12/11)
<b>Steals</b>	Season 3 (on two occasions) Career 3 (on four occasions)	<b>Minutes</b>	Season 50 (vs. Louisville 1/7/12) Career 50 (vs. Louisville 1/7/12)
<b>Blocks</b>	Season -- Career 1 (vs. Maine 11/22/10)		

## Game-By-Game Stats

	Start	FG-A	3P-A	FT-A	Reb	PF	TP	A	TO	BK	S	Min
Mississippi Valley State	*	6-7	3-3	12-12	4	3	27	6	4	0	1	37
Detroit	*	4-9	0-2	5-8	2	1	13	4	3	0	0	39
Sam Houston State												DNP - illness
Delaware State												DNP - illness
Missouri	*	2-8	1-1	2-2	1	3	7	1	3	0	0	32
Georgia	*	4-8	1-1	3-4	2	3	12	1	4	0	2	38
Bryant	*	5-10	3-4	5-7	4	0	18	9	2	0	2	36
Gonzaga	*	2-9	0-3	2-2	3	2	6	1	6	0	3	31
Maryland	*	5-16	3-7	3-4	2	3	16	2	1	0	0	40
Maine	*	9-15	5-7	3-4	2	0	26	6	1	0	0	40
Dartmouth	*	0-8	0-3	0-0	4	1	0	3	1	0	1	33
Indiana	*	5-12	0-0	5-6	2	1	15	2	2	0	3	40-
Sacred Heart	*	4-7	1-3	4-6	4	1	13	9	0	0	2	29
Pittsburgh	*	5-8	0-1	5-7	5	2	15	4	0	0	2	40
Cincinnati	*	3-10	2-5	0-0	3	1	8	2	2	0	2	40-
Louisville	*	4-16	1-7	6-8	8	3	15	1	3	0	0	50
South Florida												
Connecticut												
Rutgers												
Syracuse												
Seton Hall												
Connecticut												
Marquette												
West Virginia												
DePaul												
Rutgers												
Villanova												
West Virginia												
St. John's												
Georgetown												
Providence												

### Career Stats vs. The BIG EAST


Opponent	GP-GS	Min.	FG-A	3PT-A	FT-A	Reb.	A	PF	B	S	Pts.
Cincinnati	3-2	94	6-18	3-7	6-6	8/2.7	8	5	0	2	23/7.7
Connecticut	2-1	60	4-12	2-6	3-7	1/0.5	8	3	0	4	13/6.5
DePaul	1-0	21	2-3	1-2	1-1	2/2.0	3	0	0	0	6/6.0
Georgetown	1-0	19	0-2	0-1	0-0	1/1.0	2	4	0	0	0/0.0
Louisville	3-1	89	5-20	1-8	6-8	9/3.0	8	7	0	2	17/5.7
Marquette	2-1	57	9-15	3-8	6-7	1/0.5	4	4	0	3	27/13.5
Pittsburgh	2-1	62	6-9	0-1	5-7	5/2.5	5	2	0	3	17/8.5
Providence	1-0	17	0-0	0-0	3-4	1/1.0	0	2	0	0	3/3.0
Rutgers	1-0	23	2-4	0-0	1-2	2/2.0	6	3	0	2	5/5.0
St. John's	2-2	77	3-8	2-5	8-10	1/0.5	11	6	0	3	16/8.0
Seton Hall	1-0	16	0-1	0-0	0-0	0/0.0	1	2	0	0	0/0.0
USF	1-0	17	0-4	0-1	0-0	0/0.0	7	0	0	1	0/0.0
Syracuse	1-0	16	1-5	1-3	0-0	1/1.0	2	2	0	2	3/3.0
Villanova	1-0	19	1-1	1-1	2-3	0/0.0	1	2	0	0	5/5.0
West Virginia	1-0	21	0-2	0-0	0-0	1/1.0	3	3	0	0	0/0.0

## Career Statistics

Season	GP-GS	Min	Avg	FG-A	Pct	3FG-A	Pct	FT-A	Pct	O-D-TOT	Avg	PF-FO	Ast	TO	Blk	Stl	Pts	Avg
2010-11	34-6	863	25.4	61-150	.407	23-66	.348	53-76	.697	16-46-62	1.8	60-0	110	43	1	21	198	5.8
2011-12	14-14	525	37.5	58-143	.406	20-47	.426	55-70	.786	13-33-46	3.3	24-0	51	32	0	18	191	13.6
<b>TOTAL</b>	<b>48-20</b>	<b>1388</b>	<b>28.9</b>	<b>119-293</b>	<b>.406</b>	<b>43-113</b>	<b>.381</b>	<b>108-146</b>	<b>.740</b>	<b>29-79-108</b>	<b>2.3</b>	<b>84-0</b>	<b>161</b>	<b>75</b>	<b>1</b>	<b>39</b>	<b>389</b>	<b>8.1</b>

## Career BIG EAST Statistics

Season	GP-GS	Min	Avg	FG-A	Pct	3FG-A	Pct	FT-A	Pct	O-D-TOT	Avg	PF-FO	Ast	TO	Blk	Stl	Pts	Avg
2010-11	18-5	447	24.8	27-64	.422	11-29	.379	28-38	.737	4-11-15	0.8	34-0	60	22	0	18	93	5.2
2011-12	3-3	130	43.3	12-34	.353	3-13	.231	11-15	.733	6-10-16	5.3	6-0	7	5	0	4	38	12.7
<b>TOTAL</b>	<b>21-8</b>	<b>577</b>	<b>27.5</b>	<b>39-98</b>	<b>.398</b>	<b>14-42</b>	<b>.333</b>	<b>39-53</b>	<b>.736</b>	<b>10-21-31</b>	<b>1.5</b>	<b>40-0</b>	<b>67</b>	<b>27</b>	<b>0</b>	<b>22</b>	<b>131</b>	<b>6.2</b>



# 4 Patrick Crowley

Sophomore • Guard  
6-3 • 190  
Los Gatos, Calif. • St. Francis

### Career Games With:

Double Figure Points.....	N/A
20-Plus Points.....	N/A
30-Plus Points.....	N/A
10-Plus Rebounds.....	N/A
10-Plus Assists.....	N/A
Double-Double.....	N/A

### 2011-12 Honors, Awards & Accomplishments

- Pulled down first career rebound vs. Sam Houston State (11/16/11)
- Recorded first career steal against Dartmouth (12/10/11)
- Scored career high five points to go along with first career FG's (2), 3FG (1) and assist (1) in a career best four minutes against Sacred Heart (12/19/11)

## Season and Career Bests

<b>Points</b>		<b>FG's</b>	
Season	5 (vs. Sacred Heart 12/19/11)	Season	2 (vs. Sacred Heart 12/19/11)
Career	5 (vs. Sacred Heart 12/19/11)	Career	2 (vs. Sacred Heart 12/19/11)
<b>Rebounds</b>		<b>3PT FG's</b>	
Season	1 (on two occasions)	Season	1 (vs. Sacred Heart 12/19/11)
Career	1 (on two occasions)	Career	1 (vs. Sacred Heart 12/19/11)
<b>Assists</b>		<b>FT's</b>	
Season	1 (vs. Sacred Heart 12/19/11)	Season	--
Career	1 (vs. Sacred Heart 12/19/11)	Career	--
<b>Steals</b>		<b>Minutes</b>	
Season	1 (vs. Dartmouth 12/10/11)	Season	4 (vs. Sacred Heart 12/19/11)
Career	1 (vs. Dartmouth 12/10/11)	Career	4 (vs. Sacred Heart 12/19/11)
<b>Blocks</b>			
Season	--		
Career	--		

## Game-By-Game Stats

	Start	FG-A	3P-A	FT-A	Reb	PF	TP	A	TO	BK	S	Min
Mississippi Valley State		0-0	0-0	0-0	0	0	0	0	0	0	0	1
Detroit					DNP							
Sam Houston State		0-1	0-0	0-0	1	0	0	0	0	0	0	2
Delaware State		0-0	0-0	0-0	0	0	0	0	1	0	0	1
Missouri					DNP							
Georgia					DNP							
Bryant		0-2	0-2	0-0	0	0	0	0	0	0	0	2
Gonzaga					DNP							
Maryland					DNP							
Maine					DNP							
Dartmouth		0-2	0-0	0-0	0	0	0	0	0	0	1	2
Indiana					DNP							
Sacred Heart		2-3	1-1	0-0	1	0	5	1	0	0	0	4
Pittsburgh					DNP							
Cincinnati		0-0	0-0	0-0	0	0	0	0	0	0	0	0+
Louisville					DNP							
South Florida												
Connecticut												
Rutgers												
Syracuse												
Seton Hall												
Connecticut												
Marquette												
West Virginia												
DePaul												
Rutgers												
Villanova												
West Virginia												
St. John's												
Georgetown												
Providence												

### Career Stats vs. The BIG EAST

Opponent	GP-GS	Min.	FG-A	3PT-A	FT-A	Reb.	A	PF	B	S	Pts.
Cincinnati	1-0	0+	0-0	0-0	0-0	0/0.0	0	0	0	0	0/0.0
Connecticut	0-0	0	0-0	0-0	0-0	0/0.0	0	0	0	0	0/0.0
DePaul	0-0	0	0-0	0-0	0-0	0/0.0	0	0	0	0	0/0.0
Georgetown	0-0	0	0-0	0-0	0-0	0/0.0	0	0	0	0	0/0.0
Louisville	0-0	0	0-0	0-0	0-0	0/0.0	0	0	0	0	0/0.0
Marquette	0-0	0	0-0	0-0	0-0	0/0.0	0	0	0	0	0/0.0
Pittsburgh	0-0	0	0-0	0-0	0-0	0/0.0	0	0	0	0	0/0.0
Providence	0-0	0	0-0	0-0	0-0	0/0.0	0	0	0	0	0/0.0
Rutgers	0-0	0	0-0	0-0	0-0	0/0.0	0	0	0	0	0/0.0
St. John's	0-0	0	0-0	0-0	0-0	0/0.0	0	0	0	0	0/0.0
Seton Hall	0-0	0	0-0	0-0	0-0	0/0.0	0	0	0	0	0/0.0
USF	0-0	0	0-0	0-0	0-0	0/0.0	0	0	0	0	0/0.0
Syracuse	0-0	0	0-0	0-0	0-0	0/0.0	0	0	0	0	0/0.0
Villanova	0-0	0	0-0	0-0	0-0	0/0.0	0	0	0	0	0/0.0
West Virginia	0-0	0	0-0	0-0	0-0	0/0.0	0	0	0	0	0/0.0

## Career Statistics

Season	GP-GS	Min	Avg	FG-A	Pct	3FG-A	Pct	FT-A	Pct	O-D-TOT	Avg	PF-FO	Ast	TO	Blk	Stl	Pts	Avg
2011-12	7-0	12	1.7	2-8	.250	1-3	.333	0-0	.000	1-1-2	0.3	0-0	1	1	0	1	5	0.7
<b>TOTAL</b>	<b>7-0</b>	<b>12</b>	<b>1.7</b>	<b>2-8</b>	<b>.250</b>	<b>1-3</b>	<b>.333</b>	<b>0-0</b>	<b>.000</b>	<b>1-1-2</b>	<b>0.3</b>	<b>0-0</b>	<b>1</b>	<b>1</b>	<b>0</b>	<b>1</b>	<b>5</b>	<b>0.7</b>

## Career BIG EAST Statistics

Season	GP-GS	Min	Avg	FG-A	Pct	3FG-A	Pct	FT-A	Pct	O-D-TOT	Avg	PF-FO	Ast	TO	Blk	Stl	Pts	Avg
2011-12	1-0	0	0.0	0-0	.000	0-0	.000	0-0	.000	0-0-0	0.0	0-0	0	0	0	0	0	0.0
<b>TOTAL</b>	<b>1-0</b>	<b>0</b>	<b>0.0</b>	<b>0-0</b>	<b>.000</b>	<b>0-0</b>	<b>.000</b>	<b>0-0</b>	<b>.000</b>	<b>0-0-0</b>	<b>0.0</b>	<b>0-0</b>	<b>0</b>	<b>0</b>	<b>0</b>	<b>0</b>	<b>0</b>	<b>0.0</b>



# 12 Alex Dragicevich

Sophomore • Guard  
6-7 • 221

Northbrook, Ill. • Glenbrook North

### Career Games With:

Double Figure Points	6
20-Plus Points	1
30-Plus Points	N/A
10-Plus Rebounds	N/A
10-Plus Assists	N/A
Double-Double	N/A

## Season and Career Bests

<b>Points</b>	Season 22 (vs. Pittsburgh 12/27/11) Career 22 (vs. Pittsburgh 12/27/11)	<b>FG's</b>	Season 8 (vs. Pittsburgh 12/27/11) Career 8 (vs. Pittsburgh 12/27/11)
<b>Rebounds</b>	Season 5 (vs. Sacred Heart 12/19/11) Career 5 (vs. Sacred Heart 12/19/11)	<b>3PT FG's</b>	Season 4 (vs. Pittsburgh 12/27/11) Career 4 (vs. Pittsburgh 12/27/11)
<b>Assists</b>	Season 7 (vs. Delaware St. 11/18/11) Career 7 (vs. Delaware St. 11/18/11)	<b>FT's</b>	Season 4 (vs. Maine 12/8/11) Career 4 (on two occasions)
<b>Steals</b>	Season 1 (vs. Dartmouth 12/10/11) Career 1 (on two occasions)	<b>Minutes</b>	Season 38 (vs. Delaware St. 11/18/11) Career 38 (vs. Delaware St. 11/18/11)
<b>Blocks</b>	Season 2 (vs. Maryland 12/4/11) Career 2 (vs. Maryland 12/4/11)		

### 2011-12 Honors, Awards & Accomplishments

- Recorded first career block vs. Detroit (11/14/11)
- Posted first career start against Sam Houston State (11/16/11)
- Set career mark in minutes (38) against Delaware State (11/18/11)
- Career best two blocks versus Maryland (12/4/11)
- Matched career best 3FG's (3) against Indiana (12/17/11)
- Pulled down career best 5 rebounds versus Sacred Heart (12/19/11)
- Set career bests in points (22), FG's (8) and 3FG's (4) against Pittsburgh (12/27/11)
- Named to the BIG EAST Weekly Honor Roll (Jan. 2)

## Game-By-Game Stats

	Start	FG-A	3P-A	FT-A	Reb	PF	TP	A	TO	BK	S	Min
Mississippi Valley State		2-7	0-3	3-4	4	0	7	2	0	0	0	21
Detroit		0-2	0-1	2-4	2	0	2	1	0	1	0	13
Sam Houston State	*	2-6	1-4	2-4	3	0	7	3	1	1	0	33
Delaware State	*	6-12	3-8	3-4	3	2	18	7	1	0	0	38
Missouri		0-2	0-2	0-0	0	3	0	0	1	0	0	10
Georgia		0-1	0-0	0-0	0	1	0	0	0	0	0	7
Bryant		5-11	3-8	0-0	4	1	13	0	1	0	0	25
Gonzaga		1-2	0-0	1-2	3	1	3	0	1	0	0	15
Maryland		3-5	2-4	0-0	0	2	8	1	1	2	0	14
Maine		4-10	2-8	4-4	2	0	14	3	0	1	0	31
Dartmouth	*	5-9	2-5	3-4	3	1	15	2	0	1	1	25
Indiana	*	3-6	3-5	0-0	2	2	9	0	3	0	0	33
Sacred Heart	*	4-8	2-5	2-2	5	1	12	1	3	1	0	28
Pittsburgh	*	8-13	4-7	2-4	2	3	22	0	1	0	0	33
Cincinnati	*	2-11	0-6	2-2	2	2	6	1	0	0	0	22
Louisville	*	0-4	0-3	0-0	1	2	0	1	2	0	0	21
South Florida												
Connecticut												
Rutgers												
Syracuse												
Seton Hall												
Connecticut												
Marquette												
West Virginia												
DePaul												
Rutgers												
Villanova												
West Virginia												
St. John's												
Georgetown												
Providence												

### Career Stats vs. The BIG EAST

Opponent	GP-GS	Min.	FG-A	3PT-A	FT-A	Reb.	A	PF	B	S	Pts.
Cincinnati	2-1	26	2-11	0-6	2-2	3/1.5	2	2	0	0	6/3.0
Connecticut	0-0	0	0-0	0-0	0-0	0/0.0	0	0	0	0	0/0.0
DePaul	1-0	3	0-0	0-0	0-0	1/1.0	0	0	0	0	0/0.0
Georgetown	0-0	0	0-0	0-0	0-0	0/0.0	0	0	0	0	0/0.0
Louisville	1-1	21	0-4	0-3	0-0	1/1.0	1	2	0	0	0/0.0
Marquette	1-0	4	1-1	0-0	0-0	0/0.0	1	0	0	0	2/2.0
Pittsburgh	1-1	33	8-13	4-7	2-4	2/2.0	0	3	0	0	22/22.0
Providence	0-0	0	0-0	0-0	0-0	0/0.0	0	0	0	0	0/0.0
Rutgers	0-0	0	0-0	0-0	0-0	0/0.0	0	0	0	0	0/0.0
St. John's	1-0	3	0-2	0-2	1-2	0/0.0	0	0	0	0	1/1.0
Seton Hall	0-0	0	0-0	0-0	0-0	0/0.0	0	0	0	0	0/0.0
USF	1-0	5	1-2	1-2	0-0	0/0.0	0	0	0	0	3/3.0
Syracuse	0-0	0	0-0	0-0	0-0	0/0.0	0	0	0	0	0/0.0
Villanova	1-0	1	0-0	0-0	0-2	1/1.0	0	0	0	0	0/0.0
West Virginia	1-0	2	0-2	0-2	0-0	0/0.0	0	0	0	0	0/0.0

## Career Statistics

Season	GP-GS	Min	Avg	FG-A	Pct	3FG-A	Pct	FT-A	Pct	O-D-TOT	Avg	PF-FO	Ast	TO	Blk	Stl	Pts	Avg
2010-11	14-0	62	4.4	5-17	.294	2-10	.200	8-13	.615	4-7-11	0.8	1-0	3	2	0	1	20	1.4
2011-12	16-8	369	23.1	45-109	.413	22-69	.319	24-34	.706	6-30-36	2.3	21-0	22	15	7	1	136	8.5
<b>TOTAL</b>	<b>30-8</b>	<b>431</b>	<b>14.4</b>	<b>50-126</b>	<b>.397</b>	<b>24-79</b>	<b>.304</b>	<b>32-47</b>	<b>.681</b>	<b>10-37-47</b>	<b>1.6</b>	<b>22-0</b>	<b>25</b>	<b>17</b>	<b>7</b>	<b>2</b>	<b>156</b>	<b>5.2</b>

## Career BIG EAST Statistics

Season	GP-GS	Min	Avg	FG-A	Pct	3FG-A	Pct	FT-A	Pct	O-D-TOT	Avg	PF-FO	Ast	TO	Blk	Stl	Pts	Avg
2010-11	6-0	18	3.0	2-7	.286	1-6	.167	1-4	.250	0-2-2	0.3	0-0	1	2	0	0	6	1.0
2011-12	3-3	76	25.3	10-28	.357	4-16	.250	4-6	.667	1-4-5	1.7	7-0	2	3	0	0	28	9.3
<b>TOTAL</b>	<b>9-3</b>	<b>94</b>	<b>10.4</b>	<b>12-35</b>	<b>.343</b>	<b>5-22</b>	<b>.227</b>	<b>5-10</b>	<b>.500</b>	<b>1-6-7</b>	<b>0.8</b>	<b>7-0</b>	<b>3</b>	<b>5</b>	<b>0</b>	<b>0</b>	<b>34</b>	<b>3.8</b>



# 14 Scott Martin | Senior • Guard 6-8 • 222 Valparaiso, Ind. • Valparaiso

### Career Games With:

Double Figure Points ...38 (25 with ND)  
 20-Plus Points.....2 (2 with ND)  
 30-Plus Points.....N/A  
 10-Plus Rebounds.....2 (2 with ND)  
 10-Plus Assists .....N/A  
 Double-Double .....2 (2 with ND)

## Season and Career Bests

<b>Points</b>	Season 23 (vs. Delaware St. 11/18/11) Career 23 (vs. Delaware St. 11/18/11)	<b>FG's</b>	Season 8 (vs. Delaware State 11/18/11) Career 8 (on two occasions)
<b>Rebounds</b>	Season 12 (vs. Louisville 1/7/12) Career 12 (vs. Louisville 1/7/12)	<b>3PT FG's</b>	Season 4 (vs. Delaware St. 11/18/11) Career 4 (vs. Delaware St. 11/18/11)
<b>Assists</b>	Season 3 (on three occasions) Career 6 (vs. Syracuse 1/1/11)	<b>FT's</b>	Season 5 (vs. Missouri 11/21/11) Career 8 (on three occasions)
<b>Steals</b>	Season 3 (vs. Louisville 1/7/12) Career 4 (vs. Clemson 11/27/07)	<b>Minutes</b>	Season 48 (vs. Louisville 1/7/12) Career 48 (vs. Louisville 1/7/12)
<b>Blocks</b>	Season 3 (vs. Indiana 12/17/11) Career 3 (on four occasions)		

### 2011-12 Honors, Awards & Accomplishments

- Team Captain
- Scored career-high 23 points in win over Delaware State (11/18/11) while also hitting a career-best four three-pointers
- Set season-best mark in rebounds with eight against Bryant (11/27/11)
- Missed first game of season versus Dartmouth (12/10/11) with mild concussion
- Posted first double-double of season and second of career with 11 pts., 12 rebs. (career high) against Louisville in a career best 48 minutes (1/7/12)

## Game-By-Game Stats

	Start	FG-A	3P-A	FT-A	Reb	PF	TP	A	TO	BK	S	Min
Mississippi Valley State	*	6-14	2-6	1-2	5	3	15	2	3	0	1	34
Detroit	*	1-7	1-5	0-0	6	2	3	0	3	0	1	39
Sam Houston State	*	4-9	2-4	1-2	5	3	11	1	2	0	1	30
Delaware State	*	8-18	4-9	3-4	5	4	23	3	0	0	0	35
Missouri	*	3-8	1-3	5-6	5	2	12	1	2	0	2	31
Georgia	*	2-9	0-5	2-2	3	3	6	0	1	1	2	34
Bryant	*	5-12	1-4	1-2	8	3	12	0	1	0	1	28
Gonzaga	*	0-6	0-3	1-3	4	2	1	0	2	1	1	29
Maryland	*	2-6	1-4	2-2	4	5	7	3	2	0	0	31
Maine	*	2-4	0-2	0-0	0	0	4	1	1	0	0	9
Dartmouth							DNP					
Indiana	*	1-4	0-1	4-8	7	2	6	2	3	3	0	36
Sacred Heart	*	3-6	0-1	3-4	5	2	9	1	0	0	2	23
Pittsburgh	*	2-7	0-4	0-0	6	3	4	2	0	0	1	31
Cincinnati	*	0-6	0-3	0-0	8	2	0	2	3	1	0	29
Louisville	*	4-14	0-7	3-3	12	2	11	3	3	1	3	48
South Florida												
Connecticut												
Rutgers												
Syracuse												
Seton Hall												
Connecticut												
Marquette												
West Virginia												
DePaul												
Rutgers												
Villanova												
West Virginia												
St. John's												
Georgetown												
Providence												

### Career Stats vs. The BIG EAST


Opponent	GP-GS	Min.	FG-A	3PT-A	FT-A	Reb.	A	PF	B	S	Pts.
Cincinnati	3-3	95	9-24	3-7	1-3	19/6.3	5	3	2	1	22/7.3
Connecticut	2-2	65	6-16	2-7	3-7	9/4.5	3	6	1	0	17/8.5
DePaul	2-2	66	9-20	4-8	3-4	8/4.0	2	4	0	2	25/12.5
Georgetown	1-1	30	5-9	1-1	0-4	3/3.0	1	1	0	1	11/11.0
Louisville	4-4	153	17-43	4-19	11-17	29/7.3	10	8	1	7	49/12.3
Marquette	2-2	69	5-20	1-7	9-12	14/7.0	3	6	1	0	20/10.0
Pittsburgh	2-2	67	5-17	3-10	1-2	7/3.5	3	5	0	1	14/7.0
Providence	1-1	33	4-8	2-4	0-0	5/5.0	1	3	0	1	10/10.0
Rutgers	1-1	34	3-6	0-1	8-9	2/2.0	3	2	0	0	14/14.0
St. John's	2-2	64	7-18	0-6	2-4	12/6.0	3	5	0	0	16/8.0
Seton Hall	1-1	35	2-7	2-5	0-0	4/4.0	3	1	1	2	6/6.0
USF	1-1	30	4-6	2-3	0-0	7/7.0	2	0	3	1	10/10.0
Syracuse	1-1	34	3-9	0-2	4-4	7/7.0	6	2	1	1	10/10.0
Villanova	1-1	28	2-5	1-2	0-0	0/0.0	1	2	0	0	5/5.0
West Virginia	1-1	32	4-11	1-6	0-0	6/6.0	0	4	0	0	9/9.0

### Career Statistics

Season	GP-GS	Min	Avg	FG-A	Pct	3FG-A	Pct	FT-A	Pct	O-D-TOT	Avg	PF-FO	Ast	TO	Blk	Stl	Pts	Avg
2007-08	32-8	700	21.9	84-225	.373	26-83	.313	78-112	.696	42-79-121	3.8	78-3	44	48	21	31	272	8.5
2008-09																		
2009-10																		
2010-11	33-33	1008	30.5	115-269	.428	34-102	.333	55-86	.640	33-125-158	4.8	63-0	61	51	10	16	319	9.7
2011-12	15-15	467	31.1	43-130	.331	12-61	.197	26-38	.684	14-69-83	5.5	38-1	21	26	7	15	124	8.3
<b>TOTAL</b>	<b>80-56</b>	<b>2175</b>	<b>27.2</b>	<b>242-624</b>	<b>.388</b>	<b>72-246</b>	<b>.293</b>	<b>159-236</b>	<b>.674</b>	<b>89-273-362</b>	<b>4.5</b>	<b>179-4</b>	<b>126</b>	<b>125</b>	<b>38</b>	<b>62</b>	<b>715</b>	<b>8.9</b>

### Career BIG EAST Statistics

Season	GP-GS	Min	Avg	FG-A	Pct	3FG-A	Pct	FT-A	Pct	O-D-TOT	Avg	PF-FO	Ast	TO	Blk	Stl	Pts	Avg
2008-09																		
2009-10																		
2010-11	18-18	593	32.9	60-151	.397	19-57	.333	31-49	.633	18-73-91	5.1	38-0	33	32	7	9	170	9.4
2011-12	3-3	108	36.0	6-27	.222	0-14	.000	3-3	1.000	6-20-26	8.7	7-0	7	6	2	4	15	5.0
<b>TOTAL</b>	<b>21-21</b>	<b>701</b>	<b>33.4</b>	<b>66-178</b>	<b>.371</b>	<b>19-71</b>	<b>.268</b>	<b>34-52</b>	<b>.654</b>	<b>24-93-117</b>	<b>5.6</b>	<b>45-0</b>	<b>40</b>	<b>38</b>	<b>9</b>	<b>13</b>	<b>185</b>	<b>8.8</b>



# 21 Tim Abromaitis | Graduate Student • Forward 6-8 • 236 Unionville, Conn. • Farmington

**Career Games With:**

Double Figure Points .....	58
20-Plus Points.....	22
30-Plus Points.....	3
10-Plus Rebounds.....	4
10-Plus Assists .....	N/A
Double-Double .....	3

## Season and Career Bests

<b>Points</b>	Season 22 (vs. Missouri 11/21/11) Career 31 (vs. UCF 12/6/09)	<b>FG's</b>	Season 9 (vs. Missouri 11/21/11) Career 11 (on two occasions)
<b>Rebounds</b>	Season 8 (vs. Missouri 11/21/11) Career 11 (on two occasions)	<b>3PT FG's</b>	Season -- Career 9 (vs. Villanova 2/28/11)
<b>Assists</b>	Season 3 (vs. Missouri 11/21/11) Career 7 (vs. Chicago State 11/17/10)	<b>FT's</b>	Season 4 (on two occasions) Career 12 (vs. Seton Hall 2/11/10)
<b>Steals</b>	Season 1 (vs. Georgia 11/22/11) Career 3 (vs. DePaul 2/3/11)	<b>Minutes</b>	Season 38 (on two occasions) Career 46 (vs. Georgia 11/25/10)
<b>Blocks</b>	Season -- Career 2 (on four occasions)		

### 2011-12 Honors, Awards & Accomplishments

- Preseason All-BIG EAST First Team
- John R. Wooden Award Preseason Top 50 List
- Naismith Trophy Preseason Watch List
- Lowe's Senior CLASS Award Candidate
- Team Captain
- Returned to Irish lineup in Progressive CBE Classic semifinal game against Missouri (11/21/11)
- Out for remainder of season with torn ACL

## Game-By-Game Stats

	Start	FG-A	3P-A	FT-A	Reb	PF	TP	A	TO	BK	S	Min
Mississippi Valley State					DNP							
Detroit					DNP							
Sam Houston State					DNP							
Delaware State					DNP							
Missouri	*	9-18	0-4	4-5	8	2	22	3	4	0	0	38
Georgia	*	1-12	0-7	4-4	6	5	6	2	2	0	1	38
Bryant					DNP-injury							
Gonzaga					DNP-injury							
Maryland					DNP-injury							
Maine					DNP-injury							
Dartmouth					DNP-injury							
Indiana					DNP-injury							
Sacred Heart					DNP-injury							
Pittsburgh					DNP-injury							
Cincinnati					DNP-injury							
Louisville					DNP-injury							
South Florida												
Connecticut												
Rutgers												
Syracuse												
Seton Hall												
Connecticut												
Marquette												
West Virginia												
DePaul												
Rutgers												
Villanova												
West Virginia												
St. John's												
Georgetown												
Providence												

### Career Stats vs. The BIG EAST

Opponent	GP-GS	Min.	FG-A	3PT-A	FT-A	Reb.	A	PF	B	S	Pts.
Cincinnati	4-4	127	21-42	10-17	15-20	23/5.8	9	13	1	4	67/16.8
Connecticut	4-3	147	18-42	6-20	6-12	22/5.5	4	7	1	4	48/12.0
DePaul	2-2	62	13-25	6-12	11-12	10/5.0	4	3	0	4	43/21.5
Georgetown	3-2	75	13-31	6-16	9-9	8/2.7	4	3	2	2	41/13.7
Louisville	3-3	130	22-41	5-11	19-20	16/5.3	5	7	2	1	68/22.7
Marquette	4-3	110	12-32	3-14	9-11	17/4.3	4	6	0	1	36/9.0
Pittsburgh	3-3	102	7-15	3-6	9-10	9/3.0	1	3	3	0	26/8.7
Providence	2-2	62	19-30	9-15	3-6	12/6.0	2	2	0	2	50/25.0
Rutgers	2-2	72	10-21	4-11	3-4	18/9.0	3	5	0	0	27/13.5
St. John's	3-3	113	15-31	7-15	9-11	18/6.0	5	8	0	3	46/15.3
Seton Hall	4-3	116	11-29	7-16	20-24	22/5.5	4	5	0	1	49/12.3
USF	3-3	91	12-24	5-11	1-1	11/3.7	6	5	1	3	30/10.0
Syracuse	2-2	76	16-32	8-17	1-3	9/4.5	5	7	1	1	41/20.5
Villanova	2-2	74	13-30	11-21	9-12	9/4.5	6	6	0	0	46/23.0
West Virginia	3-3	98	8-23	4-12	13-17	15/5.0	4	11	1	2	33/11.0

### Career Statistics

Season	GP-GS	Min	Avg	FG-A	Pct	3FG-A	Pct	FT-A	Pct	O-D-TOT	Avg	PF-FO	Ast	TO	Blk	Stl	Pts	Avg
2007-08	12-0	40	3.3	6-21	.286	1-8	.125	7-7	1.000	5-7-12	1.0	5-0	3	4	1	1	20	1.7
2008-09										Did Not Play								
2009-10	35-26	1104	31.5	183-370	.495	81-189	.429	117-134	.873	43-123-166	4.7	76-1	52	42	11	17	564	16.1
2010-11	34-34	1162	34.2	169-371	.456	78-182	.429	109-139	.784	45-161-206	6.1	66-1	61	52	15	26	525	15.4
2011-12	2-2	76	38.0	10-30	.333	0-11	.000	8-9	.889	2-12-14	7.0	7-1	5	6	0	1	28	14.0
<b>TOTAL</b>	<b>83-62</b>	<b>2382</b>	<b>28.7</b>	<b>368-792</b>	<b>.465</b>	<b>160-390</b>	<b>.410</b>	<b>241-289</b>	<b>.834</b>	<b>95-303-398</b>	<b>4.8</b>	<b>154-3</b>	<b>121</b>	<b>104</b>	<b>27</b>	<b>45</b>	<b>1137</b>	<b>13.7</b>

### Career BIG EAST Statistics

Season	GP-GS	Min	Avg	FG-A	Pct	3FG-A	Pct	FT-A	Pct	O-D-TOT	Avg	PF-FO	Ast	TO	Blk	Stl	Pts	Avg
2007-08	3-0	5	1.7	1-2	.500	0-1	.000	2-2	1.000	0-0-0	0.0	1-0	1	1	0	0	4	1.3
2008-09										Did Not Play								
2009-10	18-17	647	35.9	102-217	.470	45-109	.413	78-90	.867	28-74-102	5.7	37-1	34	25	6	9	327	18.2
2010-11	18-18	632	35.1	89-188	.473	43-91	.473	43-61	.705	22-75-97	5.4	39-1	24	32	5	16	264	14.7
2011-12	0-0	0	0.0	0-0	.000	0-0	.000	0-0	.000	0-0-0	0.0	0-0	0	0	0	0	0	0.0
<b>TOTAL</b>	<b>39-35</b>	<b>1284</b>	<b>32.9</b>	<b>192-407</b>	<b>.472</b>	<b>88-201</b>	<b>.438</b>	<b>123-153</b>	<b>.804</b>	<b>50-149-199</b>	<b>5.1</b>	<b>77-2</b>	<b>59</b>	<b>58</b>	<b>11</b>	<b>25</b>	<b>595</b>	<b>15.3</b>



# 22 Jerian Grant | Sophomore • Guard 6-5 • 195 Bowie, Md. • DeMatha

### Career Games With:

Double Figure Points .....	13
20-Plus Points.....	2
30-Plus Points.....	N/A
10-Plus Rebounds.....	1
10-Plus Assists .....	N/A
Double-Double .....	1

### 2011-12 Honors, Awards & Accomplishments

- Named to the Progressive CBE All-Tournament Team
- Played in first game and recorded first start as member of the Irish in season opener against Mississippi Valley State (11/12/11)
- Matched career high in 3FG's (3) while tallying first career block against Delaware State (11/18/11)
- Named BIG EAST Rookie of the Week on Nov. 21
- Set career high in points (20) and FT's (10) against Georgia (11/22/11)
- Pulled down career high 11 rebounds en route to first career double-double (12 pts., 11 rebs.) against Bryant (11/27/11)
- Matched career best 20 points on career high 8 FG's against Maryland (12/4/11)
- Dished out career best 9 assists against Pittsburgh (12/27/11)
- Career best steals (3) and minutes played (47) in 2OT victory over Louisville (1/7/12)

## Season and Career Bests

<b>Points</b>	20 (on two occasions) Career 20 (on two occasions)	<b>FG's</b>	8 (vs. Maryland 12/4/11) Career 8 (vs. Maryland 12/4/11)
<b>Rebounds</b>	11 (vs. Bryant 11/27/11) Career 11 (vs. Bryant 11/27/11)	<b>3PT FG's</b>	3 (on five occasions) Career 3 (on five occasions)
<b>Assists</b>	9 (vs. Pittsburgh 12/27/11) Career 9 (vs. Pittsburgh 12/27/11)	<b>FT's</b>	10 (vs. Georgia 11/22/11) Career 10 (vs. Georgia 11/22/11)
<b>Steals</b>	3 (vs. Louisville 1/7/12) Career 3 (vs. Louisville 1/7/12)	<b>Minutes</b>	47 (vs. Louisville 1/7/12) Career 47 (vs. Louisville 1/7/12)
<b>Blocks</b>	1 (on three occasions) Career 1 (on three occasions)		

## Game-By-Game Stats

	Start	FG-A	3P-A	FT-A	Reb	PF	TP	A	TO	BK	S	Min
Mississippi Valley State	*	4-7	2-3	1-1	2	1	11	5	1	0	2	33
Detroit	*	4-10	3-6	0-0	2	0	11	3	1	0	1	30
Sam Houston State	*	6-6	1-1	4-7	6	0	17	7	1	0	2	36
Delaware State	*	4-6	3-3	6-8	4	3	17	6	2	1	1	39
Missouri	*	3-8	0-2	0-1	1	2	6	2	2	0	0	27
Georgia	*	4-7	2-4	10-11	5	2	20	4	0	0	1	39
Bryant	*	3-7	2-4	4-4	11	0	12	7	1	0	1	33
Gonzaga	*	5-9	0-3	6-7	1	2	16	3	4	0	1	32
Maryland	*	8-13	0-3	4-6	4	3	20	3	2	0	2	39
Maine	*	2-3	1-1	1-2	4	1	6	2	2	1	1	23
Dartmouth		0-8	0-6	0-0	3	2	0	4	1	1	2	30
Indiana	*	2-10	1-4	9-10	4	3	14	4	0	0	1	36
Sacred Heart	*	5-10	3-4	2-2	2	1	15	7	0	0	1	31
Pittsburgh	*	5-12	3-7	2-3	1	2	15	9	2	0	1	33
Cincinnati	*	5-12	2-8	5-5	2	3	17	4	3	0	1	37
Louisville	*	4-13	3-8	6-9	3	0	17	3	0	0	3	47
South Florida												
Connecticut												
Rutgers												
Syracuse												
Seton Hall												
Connecticut												
Marquette												
West Virginia												
DePaul												
Rutgers												
Villanova												
West Virginia												
St. John's												
Georgetown												
Providence												

### Career Stats vs. The BIG EAST


Opponent	GP-GS	Min.	FG-A	3PT-A	FT-A	Reb.	A	PF	B	S	Pts.
Cincinnati	1-1	37	5-12	2-8	5-5	2/2.0	4	3	0	1	17/17.0
Connecticut	0-0	0	0-0	0-0	0-0	0/0.0	0	0	0	0	0/0.0
DePaul	0-0	0	0-0	0-0	0-0	0/0.0	0	0	0	0	0/0.0
Georgetown	0-0	0	0-0	0-0	0-0	0/0.0	0	0	0	0	0/0.0
Louisville	1-1	47	4-13	3-8	6-9	3/3.0	3	0	0	3	17/17.0
Marquette	0-0	0	0-0	0-0	0-0	0/0.0	0	0	0	0	0/0.0
Pittsburgh	1-1	33	5-12	3-7	2-3	1/1.0	9	2	0	1	15/15.0
Providence	0-0	0	0-0	0-0	0-0	0/0.0	0	0	0	0	0/0.0
Rutgers	0-0	0	0-0	0-0	0-0	0/0.0	0	0	0	0	0/0.0
St. John's	0-0	0	0-0	0-0	0-0	0/0.0	0	0	0	0	0/0.0
Seton Hall	0-0	0	0-0	0-0	0-0	0/0.0	0	0	0	0	0/0.0
USF	0-0	0	0-0	0-0	0-0	0/0.0	0	0	0	0	0/0.0
Syracuse	0-0	0	0-0	0-0	0-0	0/0.0	0	0	0	0	0/0.0
Villanova	0-0	0	0-0	0-0	0-0	0/0.0	0	0	0	0	0/0.0
West Virginia	0-0	0	0-0	0-0	0-0	0/0.0	0	0	0	0	0/0.0

## Career Statistics

Season	GP-GS	Min	Avg	FG-A	Pct	3FG-A	Pct	FT-A	Pct	O-D-TOT	Avg	PF-FO	Ast	TO	Blk	Stl	Pts	Avg
2010-11										Did Not Play								
2011-12	16-15	545	34.1	64-141	.454	26-67	.388	60-76	.789	7-48-55	3.4	25-0	73	22	3	21	214	13.4
<b>TOTAL</b>	<b>16-15</b>	<b>545</b>	<b>34.1</b>	<b>64-141</b>	<b>.454</b>	<b>26-67</b>	<b>.388</b>	<b>60-76</b>	<b>.789</b>	<b>7-48-55</b>	<b>3.4</b>	<b>25-0</b>	<b>73</b>	<b>22</b>	<b>3</b>	<b>21</b>	<b>214</b>	<b>13.4</b>

## Career BIG EAST Statistics

Season	GP-GS	Min	Avg	FG-A	Pct	3FG-A	Pct	FT-A	Pct	O-D-TOT	Avg	PF-FO	Ast	TO	Blk	Stl	Pts	Avg
2010-11										Did Not Play								
2011-12	3-3	117	39.0	14-37	.378	8-23	.348	13-17	.765	1-5-6	2.0	5-0	16	5	0	5	49	16.3
<b>TOTAL</b>	<b>3-3</b>	<b>117</b>	<b>39.0</b>	<b>14-37</b>	<b>.378</b>	<b>8-23</b>	<b>.348</b>	<b>13-17</b>	<b>.765</b>	<b>1-5-6</b>	<b>2.0</b>	<b>5-0</b>	<b>16</b>	<b>5</b>	<b>0</b>	<b>5</b>	<b>49</b>	<b>16.3</b>



# 24 Pat Connaughton | Freshman • Guard/Forward 6-5 • 206 Arlington, Mass. • St. John's Prep

### Career Games With:

Double Figure Points	4
20-Plus Points	1
30-Plus Points	N/A
10-Plus Rebounds	N/A
10-Plus Assists	N/A
Double-Double	N/A

### 2011-12 Honors, Awards & Accomplishments

- Recorded career high in rebounds (9) against Detroit (11/14/11)
- Set early career bests in points (24), steals (2), FG's (9) and 3FG's (6) against Sam Houston State (11/16/11)
- The six three's against SHSU were most by Irish freshman since Chris Thomas hit six against UConn on March 8, 2002 and the 24 points were most by a freshman since Torin Francis scored 25 against Arizona on March 27, 2003
- Played career-high 36 minutes against Delaware State (11/18/11) in first career start of Irish career
- Dished out career best three assists against Bryant (11/27/11)
- Hit career best 4 FT's against Maryland (12/4/11)

## Season and Career Bests

<b>Points</b>	Season 24 (vs. Sam Houston 11/16/11) Career 24 (vs. Sam Houston 11/16/11)	<b>FG's</b>	Season 9 (vs. Sam Houston 11/16/11) Career 9 (vs. Sam Houston 11/16/11)
<b>Rebounds</b>	Season 9 (vs. Detroit 11/14/11) Career 9 (vs. Detroit 11/14/11)	<b>3PT FG's</b>	Season 6 (vs. Sam Houston 11/16/11) Career 6 (vs. Sam Houston 11/16/11)
<b>Assists</b>	Season 3 (on two occasions) Career 3 (on two occasions)	<b>FT's</b>	Season 4 (vs. Maryland 12/4/11) Career 4 (vs. Maryland 12/4/11)
<b>Steals</b>	Season 2 (vs. Sam Houston 11/16/11) Career 2 (vs. Sam Houston 11/16/11)	<b>Minutes</b>	Season 36 (vs. Delaware St. 11/18/11) Career 36 (vs. Delaware St. 11/18/11)
<b>Blocks</b>	Season 1 (vs. Missouri 11/21/11) Career 1 (vs. Missouri 11/21/11)		

## Game-By-Game Stats

	Start	FG-A	3P-A	FT-A	Reb	PF	TP	A	TO	BK	S	Min
Mississippi Valley State		0-4	0-2	2-2	4	1	2	0	0	0	0	15
Detroit		4-5	0-1	2-3	9	2	10	0	1	0	0	20
Sam Houston State		9-14	6-10	0-1	5	1	24	1	1	0	2	33
Delaware State	*	3-9	1-3	2-2	7	1	9	2	2	0	0	36
Missouri		2-4	1-2	2-3	5	1	7	0	0	1	0	26
Georgia		4-7	1-3	2-4	0	0	11	0	0	0	0	18
Bryant	*	1-5	0-1	0-0	3	0	2	3	1	0	0	24
Gonzaga		4-8	2-3	1-1	3	0	11	0	0	0	1	26
Maryland		2-4	1-2	4-4	6	3	9	0	0	0	1	25
Maine		1-4	0-2	2-2	5	0	4	0	1	0	0	26
Dartmouth	*	1-6	1-6	0-0	4	0	3	3	1	0	0	27
Indiana		1-3	0-1	0-1	4	4	2	1	1	0	1	22
Sacred Heart		1-4	1-2	2-2	2	1	5	0	0	0	0	20
Pittsburgh		1-1	0-0	0-0	0	0	2	2	0	0	0	11
Cincinnati		2-6	1-5	0-0	4	3	5	0	1	0	0	15
Louisville		0-0	0-0	0-0	0	1	0	0	1	0	0	8
South Florida												
Connecticut												
Rutgers												
Syracuse												
Seton Hall												
Connecticut												
Marquette												
West Virginia												
DePaul												
Rutgers												
Villanova												
West Virginia												
St. John's												
Georgetown												
Providence												

### Career Stats vs. The BIG EAST

Opponent	GP-GS	Min.	FG-A	3PT-A	FT-A	Reb.	A	PF	B	S	Pts.
Cincinnati	1-0	15	2-6	1-5	0-0	4/4.0	0	3	0	0	5/5.0
Connecticut	0-0	0	0-0	0-0	0-0	0/0.0	0	0	0	0	0/0.0
DePaul	0-0	0	0-0	0-0	0-0	0/0.0	0	0	0	0	0/0.0
Georgetown	0-0	0	0-0	0-0	0-0	0/0.0	0	0	0	0	0/0.0
Louisville	1-0	8	0-0	0-0	0-0	0/0.0	0	1	0	0	0/0.0
Marquette	0-0	0	0-0	0-0	0-0	0/0.0	0	0	0	0	0/0.0
Pittsburgh	1-0	11	1-1	0-0	0-0	0/0.0	2	0	0	0	2/2.0
Providence	0-0	0	0-0	0-0	0-0	0/0.0	0	0	0	0	0/0.0
Rutgers	0-0	0	0-0	0-0	0-0	0/0.0	0	0	0	0	0/0.0
St. John's	0-0	0	0-0	0-0	0-0	0/0.0	0	0	0	0	0/0.0
Seton Hall	0-0	0	0-0	0-0	0-0	0/0.0	0	0	0	0	0/0.0
USF	0-0	0	0-0	0-0	0-0	0/0.0	0	0	0	0	0/0.0
Syracuse	0-0	0	0-0	0-0	0-0	0/0.0	0	0	0	0	0/0.0
Villanova	0-0	0	0-0	0-0	0-0	0/0.0	0	0	0	0	0/0.0
West Virginia	0-0	0	0-0	0-0	0-0	0/0.0	0	0	0	0	0/0.0


## Career Statistics

Season	GP-GS	Min	Avg	FG-A	Pct	3FG-A	Pct	FT-A	Pct	O-D-TOT	Avg	PF-FO	Ast	TO	Blk	Stl	Pts	Avg
2011-12	16-3	352	22.0	36-84	.429	15-43	.349	19-25	.760	14-47-61	3.8	18-0	12	10	1	5	106	6.6
<b>TOTAL</b>	<b>16-3</b>	<b>352</b>	<b>22.0</b>	<b>36-84</b>	<b>.429</b>	<b>15-43</b>	<b>.349</b>	<b>19-25</b>	<b>.760</b>	<b>14-47-61</b>	<b>3.8</b>	<b>18-0</b>	<b>12</b>	<b>10</b>	<b>1</b>	<b>5</b>	<b>106</b>	<b>6.6</b>

## Career BIG EAST Statistics

Season	GP-GS	Min	Avg	FG-A	Pct	3FG-A	Pct	FT-A	Pct	O-D-TOT	Avg	PF-FO	Ast	TO	Blk	Stl	Pts	Avg
2011-12	3-0	34	11.3	3-7	.429	1-5	.200	0-0	.000	1-3-4	1.3	4-0	2	2	0	0	7	2.3
<b>TOTAL</b>	<b>3-0</b>	<b>34</b>	<b>11.3</b>	<b>3-7</b>	<b>.429</b>	<b>1-5</b>	<b>.200</b>	<b>0-0</b>	<b>.000</b>	<b>1-3-4</b>	<b>1.3</b>	<b>4-0</b>	<b>2</b>	<b>2</b>	<b>0</b>	<b>0</b>	<b>7</b>	<b>2.3</b>





# 25 Tom Knight | Junior • Forward 6-9 • 250 Dixfield, Maine • Dirigo

### Career Games With:

Double Figure Points .....	N/A
20-Plus Points .....	N/A
30-Plus Points .....	N/A
10-Plus Rebounds .....	N/A
10-Plus Assists .....	N/A
Double-Double .....	N/A

### 2011-12 Honors, Awards & Accomplishments

- Started three consecutive games (Maryland, Maine, Dartmouth); first three starts of Irish career
- Career highs in blocks (3), FT's (4) and minutes (25) and tied career high in rebounds (5) against Dartmouth (12/10/11)
- Career high nine points against Sacred Heart (12/19/11)

## Season and Career Bests

<b>Points</b>	9 (vs. Sacred Heart 12/19/11)	<b>FG's</b>	3 (on four occasions)
Season	9 (vs. Sacred Heart 12/19/11)	Career	3 (on six occasions)
<b>Rebounds</b>	5 (vs. Dartmouth 12/10/11)	<b>3PT FG's</b>	Season --
Season	5 (on two occasions)	Career	--
<b>Assists</b>	2 (on three occasions)	<b>FT's</b>	4 (vs. Dartmouth 12/10/11)
Season	2 (on three occasions)	Career	4 (vs. Dartmouth 12/10/11)
<b>Steals</b>	2 (vs. Sam Houston 11/16/11)	<b>Minutes</b>	25 (vs. Dartmouth 12/10/11)
Season	2 (vs. Sam Houston 11/16/11)	Career	25 (vs. Dartmouth 12/10/11)
<b>Blocks</b>	3 (vs. Dartmouth 12/10/11)		
Season	3 (vs. Dartmouth 12/10/11)		
Career	3 (vs. Dartmouth 12/10/11)		

## Game-By-Game Stats

	Start	FG-A	3P-A	FT-A	Reb	PF	TP	A	TO	BK	S	Min
Mississippi Valley State		0-0	0-0	0-0	2	0	0	0	0	0	0	5
Detroit		0-1	0-0	0-0	1	0	0	0	0	0	0	1
Sam Houston State		3-7	0-0	1-2	1	1	7	2	0	0	2	19
Delaware State		3-4	0-0	0-0	0	2	6	0	0	0	0	8
Missouri												DNP
Georgia												DNP
Bryant		2-3	0-0	0-0	0	2	4	1	0	0	0	8
Gonzaga		2-3	0-0	0-0	3	3	4	1	0	2	0	14
Maryland	*	2-3	0-0	0-0	0	2	4	0	0	0	0	9
Maine	*	2-6	0-0	3-5	2	2	7	2	2	1	1	23
Dartmouth	*	2-6	0-0	4-4	5	1	8	1	1	3	1	25
Indiana		0-1	0-0	0-2	0	1	0	0	0	1	0	5
Sacred Heart		3-4	0-0	3-4	1	1	9	2	1	0	0	11
Pittsburgh		3-5	0-0	0-0	1	1	6	0	0	2	0	14
Cincinnati		2-4	0-0	0-1	3	1	4	0	2	0	0	12
Louisville												DNP
South Florida												
Connecticut												
Rutgers												
Syracuse												
Seton Hall												
Connecticut												
Marquette												
West Virginia												
DePaul												
Rutgers												
Villanova												
West Virginia												
St. John's												
Georgetown												
Providence												

### Career Stats vs. The BIG EAST


Opponent	GP-GS	Min.	FG-A	3PT-A	FT-A	Reb.	A	PF	B	S	Pts.
Cincinnati	2-0	16	3-5	0-0	0-1	3/1.5	0	2	0	0	6/3.0
Connecticut	0-0	0	0-0	0-0	0-0	0/0.0	0	0	0	0	0/0.0
DePaul	1-0	2	1-1	0-0	0-0	0/0.0	0	0	0	0	2/2.0
Georgetown	0-0	0	0-0	0-0	0-0	0/0.0	0	0	0	0	0/0.0
Louisville	0-0	0	0-0	0-0	0-0	0/0.0	0	0	0	0	0/0.0
Marquette	1-0	2	0-0	0-0	0-0	1/1.0	0	0	0	0	0/0.0
Pittsburgh	1-0	14	3-5	0-0	0-0	1/1.0	0	1	2	0	6/6.0
Providence	0-0	0	0-0	0-0	0-0	0/0.0	0	0	0	0	0/0.0
Rutgers	0-0	0	0-0	0-0	0-0	0/0.0	0	0	0	0	0/0.0
St. John's	1-0	0	0-0	0-0	0-0	0/0.0	0	0	0	0	0/0.0
Seton Hall	0-0	0	0-0	0-0	0-0	0/0.0	0	0	0	0	0/0.0
USF	1-0	5	0-2	0-0	0-0	0/0.0	0	0	0	0	0/0.0
Syracuse	1-0	0+	0-0	0-0	0-0	0/0.0	0	0	0	0	0/0.0
Villanova	1-0	1	0-0	0-0	0-0	1/1.0	1	1	0	0	0/0.0
West Virginia	0-0	0	0-0	0-0	0-0	0/0.0	0	0	0	0	0/0.0

### Career Statistics

Season	GP-GS	Min	Avg	FG-A	Pct	3FG-A	Pct	FT-A	Pct	O-D-TOT	Avg	PF-FO	Ast	TO	Blk	Stl	Pts	Avg	
2009-10										Did Not Play									
2010-11	14-0	53	3.8	9-19	.474	0-0	.000	2-2	1.000	7-9-16	1.1	3-0	3	1	2	0	20	1.4	
2011-12	13-3	154	11.8	24-47	.511	0-0	.000	11-18	.611	7-12-19	1.5	17-0	9	6	9	5	59	4.5	
<b>TOTAL</b>	<b>27-3</b>	<b>207</b>	<b>7.7</b>	<b>33-66</b>	<b>.500</b>	<b>0-0</b>	<b>.000</b>	<b>13-20</b>	<b>.650</b>	<b>14-21-35</b>	<b>1.3</b>	<b>20-0</b>	<b>12</b>	<b>7</b>	<b>11</b>	<b>5</b>	<b>79</b>	<b>2.9</b>	

### Career BIG EAST Statistics

Season	GP-GS	Min	Avg	FG-A	Pct	3FG-A	Pct	FT-A	Pct	O-D-TOT	Avg	PF-FO	Ast	TO	Blk	Stl	Pts	Avg	
2009-10										Did Not Play									
2010-11	6-0	11	1.8	1-3	.333	0-0	.000	0-0	.000	1-1-2	0.3	1-0	1	0	0	0	2	0.3	
2011-12	2-0	26	13.0	5-9	.556	0-0	.000	0-1	.000	2-2-4	2.0	2-0	0	2	2	0	10	5.0	
<b>TOTAL</b>	<b>8-0</b>	<b>37</b>	<b>4.6</b>	<b>6-12</b>	<b>.500</b>	<b>0-0</b>	<b>.000</b>	<b>0-1</b>	<b>.000</b>	<b>3-3-6</b>	<b>0.8</b>	<b>3-0</b>	<b>1</b>	<b>2</b>	<b>2</b>	<b>0</b>	<b>12</b>	<b>1.5</b>	



# 32 Joey Brooks | Junior • Guard

6-6 • 220  
Houston, Texas • Strake Jesuit Prep School

### Career Games With:

Double Figure Points .....	5
20-Plus Points.....	N/A
30-Plus Points.....	N/A
10-Plus Rebounds.....	N/A
10-Plus Assists .....	N/A
Double-Double .....	N/A

### 2011-12 Honors, Awards & Accomplishments

- First career start against Mississippi Valley State (11/12/11)
- Set career bests in points (13), rebounds (9), FT's (7) and minutes (35) in second career start against Detroit (11/14/11)
- Match career high in points (13) while also setting career best in FG's (5), 3FG's (2) and blocks (3) against Bryant (11/27/11)

## Season and Career Bests

<b>Points</b>	13 (on three occasions)	<b>FG's</b>	5 (on two occasions)
Season	13 (on three occasions)	Career	5 (on two occasions)
<b>Rebounds</b>	9 (vs. Detroit 11/14/11)	<b>3PT FG's</b>	2 (vs. Bryant 11/27/11)
Season	9 (vs. Detroit 11/14/11)	Career	2 (vs. Bryant 11/27/11)
<b>Assists</b>	3 (on two occasions)	<b>FT's</b>	7 (vs. Detroit 11/14/11)
Season	3 (on three occasions)	Career	7 (vs. Detroit 11/14/11)
<b>Steals</b>	2 (vs. Detroit 11/14/11)	<b>Minutes</b>	35 (vs. Detroit 11/14/11)
Season	3 (vs. Georgia Southern 11/12/10)	Career	35 (vs. Detroit 11/14/11)
<b>Blocks</b>	3 (vs. Bryant 11/27/11)		
Season	3 (vs. Bryant 11/27/11)		

## Game-By-Game Stats

	Start	FG-A	3P-A	FT-A	Reb	PF	TP	A	TO	BK	S	Min
Mississippi Valley State	*	3-6	1-2	2-4	4	1	9	3	2	0	0	29
Detroit	*	3-9	0-0	7-13	9	3	13	2	1	0	2	35
Sam Houston State	*	0-4	0-0	0-0	1	1	0	1	0	0	0	12
Delaware State												
Missouri		1-5	1-2	1-2	1	2	4	1	1	0	0	14
Georgia		0-1	0-0	0-0	0	0	0	0	0	0	0	3
Bryant	*	5-7	2-2	1-2	6	3	13	2	2	3	0	24
Gonzaga	*	3-7	0-2	0-2	5	3	6	1	1	0	0	28
Maryland	*	2-6	0-1	3-4	3	3	7	1	0	0	0	26
Maine	*	1-2	0-0	0-0	1	1	2	1	1	0	0	10
Dartmouth		5-6	0-0	3-3	4	3	13	2	1	0	0	22
Indiana		0-1	0-0	0-0	0	0	0	0	1	0	0	4
Sacred Heart		3-5	1-1	5-5	2	2	12	3	0	0	1	17
Pittsburgh		0-0	0-0	0-0	0	0	0	0	1	0	0	5
Cincinnati		0-2	0-1	0-0	4	2	0	2	0	0	0	16
Louisville		1-3	1-1	1-2	4	5	4	1	0	0	0	26
South Florida												
Connecticut												
Rutgers												
Syracuse												
Seton Hall												
Connecticut												
Marquette												
West Virginia												
DePaul												
Rutgers												
Villanova												
West Virginia												
St. John's												
Georgetown												
Providence												

### Career Stats vs. The BIG EAST

Opponent	GP-GS	Min.	FG-A	3PT-A	FT-A	Reb.	A	PF	B	S	Pts.
Cincinnati	5-0	29	2-6	1-4	0-1	7/1.4	3	3	0	0	5/1.0
Connecticut	3-0	8	0-0	0-0	0-0	1/0.3	1	2	0	0	0/0.0
DePaul	2-0	11	0-0	0-0	2-2	1/0.5	0	0	0	0	2/1.0
Georgetown	0-0	0	0-0	0-0	0-0	0/0.0	0	0	0	0	0/0.0
Louisville	2-0	28	1-3	1-1	1-2	4/2.0	1	6	0	0	4/2.0
Marquette	2-0	18	1-2	0-0	1-4	1/0.5	0	3	0	2	3/1.5
Pittsburgh	1-0	5	0-0	0-0	0-0	0/0.0	0	0	0	0	0/0.0
Providence	1-0	0	0-0	0-0	0-0	0/0.0	0	0	0	0	0/0.0
Rutgers	2-0	5	0-1	0-0	0-0	0/0.0	0	0	0	1	0/0.0
St. John's	3-0	38	1-1	0-0	9-16	5/1.7	0	4	0	2	11/3.7
Seton Hall	2-0	8	1-1	0-0	1-2	0/0.0	0	2	0	1	3/1.5
USF	1-0	9	0-1	0-0	0-2	0/0.0	0	1	0	0	0/0.0
Syracuse	1-0	1	0-0	0-0	0-0	0/0.0	0	0	0	0	0/0.0
Villanova	2-0	8	1-2	0-0	0-0	0/0.0	1	0	0	1	2/1.0
West Virginia	2-0	11	2-3	1-1	0-0	1/0.5	0	1	0	0	5/2.5

## Career Statistics

Season	GP-GS	Min	Avg	FG-A	Pct	3FG-A	Pct	FT-A	Pct	O-D-TOT	Avg	PF-FO	Ast	TO	Blk	Stl	Pts	Avg
2009-10	22-0	86	3.9	15-31	.484	4-7	.571	11-16	.688	5-4-9	0.4	12-0	4	5	0	9	45	2.0
2010-11	27-0	205	7.6	12-34	.353	1-13	.077	17-37	.459	7-22-29	1.1	25-1	11	15	0	10	42	1.6
2011-12	15-7	271	18.1	27-64	.422	6-12	.500	23-37	.622	11-33-44	2.9	29-1	20	11	3	3	83	5.5
<b>TOTAL</b>	<b>64-7</b>	<b>562</b>	<b>8.8</b>	<b>54-129</b>	<b>.419</b>	<b>11-32</b>	<b>.344</b>	<b>51-90</b>	<b>.567</b>	<b>23-59-82</b>	<b>1.3</b>	<b>66-2</b>	<b>35</b>	<b>31</b>	<b>3</b>	<b>22</b>	<b>170</b>	<b>2.7</b>

## Career BIG EAST Statistics

Season	GP-GS	Min	Avg	FG-A	Pct	3FG-A	Pct	FT-A	Pct	O-D-TOT	Avg	PF-FO	Ast	TO	Blk	Stl	Pts	Avg
2009-10	11-0	39	3.5	5-8	.625	2-2	1.000	3-4	.750	0-3-3	0.3	5-0	2	1	0	3	15	1.4
2010-11	13-0	87	6.7	2-6	.333	0-2	.000	10-23	.435	1-8-9	0.7	9-0	0	5	0	4	14	1.1
2011-12	3-0	47	15.7	1-5	.200	1-2	.500	1-2	.500	2-6-8	2.7	7-1	3	1	0	0	4	1.3
<b>TOTAL</b>	<b>27-0</b>	<b>173</b>	<b>6.4</b>	<b>8-19</b>	<b>.421</b>	<b>3-6</b>	<b>.500</b>	<b>14-29</b>	<b>.483</b>	<b>3-17-20</b>	<b>0.7</b>	<b>21-1</b>	<b>5</b>	<b>7</b>	<b>0</b>	<b>7</b>	<b>33</b>	<b>1.2</b>



# 33 Mike Broghammer | Junior • Forward

6-9 • 265  
Orono, Minn. • Hopkins

### Career Games With:

Double Figure Points.....	N/A
20-Plus Points.....	N/A
30-Plus Points.....	N/A
10-Plus Rebounds.....	N/A
10-Plus Assists.....	N/A
Double-Double.....	N/A

### 2011-12 Honors, Awards & Accomplishments

- Set career high in assists with two against Sam Houston State (11/16/11)
- Set career highs in points (9) and FG's (4) against Delaware State (11/18/11)
- Notched career marks in rebounds (7), blocks (2) and minutes (16) against Maryland (12/4/11)

## Season and Career Bests

<b>Points</b>	9 (vs. Delaware St. 11/18/11)	<b>FG's</b>	4 (vs. Delaware St. 11/18/11)
Season	9 (vs. Delaware St. 11/18/11)	Career	4 (vs. Delaware St. 11/18/11)
<b>Rebounds</b>	7 (vs. Maryland 12/4/11)	<b>3PT FG's</b>	--
Season	7 (vs. Maryland 12/4/11)	Season	1 (vs. Bucknell 12/22/09)
Career	7 (vs. Maryland 12/4/11)	Career	1 (vs. Bucknell 12/22/09)
<b>Assists</b>	2 (on two occasions)	<b>FT's</b>	1 (on two occasions)
Season	2 (on two occasions)	Season	1 (on eight occasions)
Career	2 (on two occasions)	Career	1 (on eight occasions)
<b>Steals</b>	1 (on four occasions)	<b>Minutes</b>	16 (vs. Maryland 12/4/11)
Season	1 (on four occasions)	Season	16 (vs. Maryland 12/4/11)
Career	2 (vs. Louisville 2/17/10)	Career	16 (vs. Maryland 12/4/11)
<b>Blocks</b>	2 (on two occasions)		
Season	2 (on two occasions)		
Career	2 (on two occasions)		

## Game-By-Game Stats

	Start	FG-A	3P-A	FT-A	Reb	PF	TP	A	TO	BK	S	Min
Mississippi Valley State		3-4	0-0	0-0	2	0	6	0	0	1	1	8
Detroit		0-1	0-0	0-2	0	0	0	0	0	0	0	1
Sam Houston State		1-1	0-0	0-0	2	1	2	2	1	1	0	11
Delaware State		4-5	0-0	1-2	5	3	9	1	1	0	0	12
Missouri		0-0	0-0	0-0	1	0	0	0	0	0	0	4
Georgia		0-0	0-0	0-0	0	0	0	0	0	0	0	1
Bryant		3-4	0-0	0-0	4	1	6	1	0	0	0	10
Gonzaga		0-1	0-0	0-0	0	2	0	0	0	2	0	4
Maryland		0-2	0-0	0-2	7	1	0	0	0	2	0	16
Maine		1-1	0-0	0-2	1	1	2	2	1	0	1	11
Dartmouth		2-3	0-0	0-0	2	5	4	0	1	2	1	11
Indiana		0-0	0-0	0-0	0	2	0	0	0	0	0	3
Sacred Heart		3-3	0-0	1-3	6	1	7	1	0	1	0	12
Pittsburgh		0-0	0-0	0-0	0	0	0	0	0	0	0	1
Cincinnati												DNP
Louisville		1-1	0-0	0-0	0	4	2	0	1	1	0	7
South Florida												
Connecticut												
Rutgers												
Syracuse												
Seton Hall												
Connecticut												
Marquette												
West Virginia												
DePaul												
Rutgers												
Villanova												
West Virginia												
St. John's												
Georgetown												
Providence												

### Career Stats vs. The BIG EAST

Opponent	GP-GS	Min.	FG-A	3PT-A	FT-A	Reb.	A	PF	B	S	Pts.
Cincinnati	0-0	0	0-0	0-0	0-0	0/0.0	0	0	0	0	0/0.0
Connecticut	1-0	1	0-0	0-0	0-0	0/0.0	0	0	0	0	0/0.0
DePaul	0-0	0	0-0	0-0	0-0	0/0.0	0	0	0	0	0/0.0
Georgetown	0-0	0	0-0	0-0	0-0	0/0.0	0	0	0	0	0/0.0
Louisville	2-0	17	2-3	0-0	0-0	1/0.5	0	9	1	2	4/2.0
Marquette	1-0	2	1-1	0-0	0-0	0/0.0	0	0	0	0	2/2.0
Pittsburgh	2-0	4	0-1	0-0	0-0	0/0.0	0	0	0	0	0/0.0
Providence	0-0	0	0-0	0-0	0-0	0/0.0	0	0	0	0	0/0.0
Rutgers	0-0	0	0-0	0-0	0-0	0/0.0	0	0	0	0	0/0.0
St. John's	1-0	2	0-0	0-0	0-0	0/0.0	0	0	1	0	0/0.0
Seton Hall	0-0	0	0-0	0-0	0-0	0/0.0	0	0	0	0	0/0.0
USF	0-0	0	0-0	0-0	0-0	0/0.0	0	0	0	0	0/0.0
Syracuse	1-0	1	0-0	0-0	0-0	0/0.0	0	0	0	0	0/0.0
Villanova	0-0	0	0-0	0-0	0-0	0/0.0	0	0	0	0	0/0.0
West Virginia	0-0	0	0-0	0-0	0-0	0/0.0	0	0	0	0	0/0.0

## Career Statistics

Season	GP-GS	Min	Avg	FG-A	Pct	3FG-A	Pct	FT-A	Pct	O-D-TOT	Avg	PF-FO	Ast	TO	Blk	Stl	Pts	Avg
2009-10	13-0	71	5.5	10-22	.455	1-4	.250	3-7	.429	8-6-14	1.1	13-1	2	4	1	4	24	1.8
2010-11	10-0	52	5.2	8-20	.400	0-0	.000	2-6	.333	6-4-10	1.0	8-0	1	2	2	0	18	1.8
2011-12	15-0	112	7.5	18-26	.692	0-0	.000	2-11	.182	13-17-30	2.0	21-1	7	7	8	4	38	2.5
<b>TOTAL</b>	<b>38-0</b>	<b>235</b>	<b>6.2</b>	<b>36-68</b>	<b>.529</b>	<b>1-4</b>	<b>.250</b>	<b>7-24</b>	<b>.292</b>	<b>27-27-54</b>	<b>1.4</b>	<b>42-2</b>	<b>10</b>	<b>13</b>	<b>11</b>	<b>8</b>	<b>80</b>	<b>2.1</b>

## Career BIG EAST Statistics

Season	GP-GS	Min	Avg	FG-A	Pct	3FG-A	Pct	FT-A	Pct	O-D-TOT	Avg	PF-FO	Ast	TO	Blk	Stl	Pts	Avg
2009-10	3-0	14	4.7	1-3	.333	0-0	.000	0-0	.000	1-0-1	0.3	5-1	0	1	0	2	2	0.7
2010-11	3-0	5	1.7	1-1	1.000	0-0	.000	0-0	.000	0-0-0	0.0	0-0	0	0	1	0	2	0.7
2011-12	2-0	8	4.0	1-1	1.000	0-0	.000	0-0	.000	0-0-0	0.0	4-0	0	1	1	0	2	1.0
<b>TOTAL</b>	<b>8-0</b>	<b>27</b>	<b>3.4</b>	<b>3-5</b>	<b>.600</b>	<b>0-0</b>	<b>.000</b>	<b>0-0</b>	<b>.000</b>	<b>1-0-1</b>	<b>0.1</b>	<b>9-1</b>	<b>0</b>	<b>2</b>	<b>2</b>	<b>2</b>	<b>6</b>	<b>0.8</b>



# 45 Jack Cooley

Junior • Forward  
6-9 • 248  
Glenview, Ill. • Glenbrook South

### Career Games With:

Double Figure Points.....	11
20-Plus Points.....	2
30-Plus Points.....	N/A
10-Plus Rebounds.....	6
10-Plus Assists.....	N/A
Double-Double.....	4

### 2011-12 Honors, Awards & Accomplishments

- Recorded all four career double-doubles this season
- First career start versus Mississippi Valley State (11/12/11)
- Set career marks in assists (4) and steals (3) against Sam Houston State (11/16/11)
- Registered first career double-double with 11 points (including then-career-high 7 free throws) and a career-best 17 rebounds against Delaware State (11/18/11)
- Matched career best with 3 steals against Missouri (11/21/11)
- Recorded career best 2 blocks for fifth time in career against Georgia (11/22/11)
- Posted second double-double of the season (22 points, 14 rebounds) against Maine (12/8/11) ... 22 points marked a career best, including career high 8 FT's
- Matched career high in points (22) while blocking a career best four shots against Dartmouth (12/10/11)
- Named to the BIG EAST Weekly Honor Roll (Dec. 12)

## Season and Career Bests

<b>Points</b>	22 (on two occasions)	<b>FG's</b>	9 (vs. Dartmouth 12/10/11)
Season	22 (on two occasions)	Career	9 (on two occasions)
<b>Rebounds</b>	17 (vs. Delaware St. 11/18/11)	<b>3PT FG's</b>	--
Season	17 (vs. Delaware St. 11/18/11)	Season	--
Career	17 (vs. Delaware St. 11/18/11)	Career	--
<b>Assists</b>	4 (vs. Sam Houston 11/16/11)	<b>FT's</b>	8 (vs. Maine 12/8/11)
Season	4 (vs. Sam Houston 11/16/11)	Season	8 (vs. Maine 12/8/11)
Career	4 (vs. Sam Houston 11/16/11)	Career	8 (vs. Maine 12/8/11)
<b>Steals</b>	3 (on two occasions)	<b>Minutes</b>	43 (vs. Louisville 1/7/12)
Season	3 (on two occasions)	Season	43 (vs. Louisville 1/7/12)
Career	3 (on two occasions)	Career	43 (vs. Louisville 1/7/12)
<b>Blocks</b>	4 (vs. Dartmouth 12/10/11)		
Season	4 (vs. Dartmouth 12/10/11)		
Career	4 (vs. Dartmouth 12/10/11)		

## Game-By-Game Stats

	Start	FG-A	3P-A	FT-A	Reb	PF	TP	A	TO	BK	S	Min
Mississippi Valley State	*	0-5	0-0	3-4	10	3	3	1	1	1	0	17
Detroit	*	3-3	0-0	1-1	8	4	7	2	4	2	0	22
Sam Houston State	*	2-3	0-0	2-4	6	3	6	4	3	1	3	24
Delaware State	*	2-7	0-0	7-8	17	2	11	1	2	0	0	31
Missouri	*	0-1	0-0	0-0	1	1	0	0	0	0	3	18
Georgia	*	1-1	0-0	0-3	6	2	2	0	1	2	1	22
Bryant		2-3	0-0	0-0	2	1	4	1	2	0	0	10
Gonzaga	*	3-7	0-0	0-1	6	1	6	0	1	0	0	21
Maryland												DNP-illness
Maine		7-11	0-0	8-9	14	3	22	1	1	2	0	27
Dartmouth	*	9-11	0-0	4-4	9	2	22	1	1	4	1	25
Indiana	*	4-5	0-0	4-5	5	5	12	0	2	1	1	21
Sacred Heart	*	7-7	0-0	5-6	8	1	19	0	0	3	0	25
Pittsburgh	*	3-7	0-0	2-4	14	3	8	1	1	2	1	32
Cincinnati	*	7-12	0-0	1-3	11	0	15	0	2	3	1	29
Louisville	*	6-12	0-0	6-7	10	3	18	1	1	1	1	43
South Florida												
Connecticut												
Rutgers												
Syracuse												
Seton Hall												
Connecticut												
Marquette												
West Virginia												
DePaul												
Rutgers												
Villanova												
West Virginia												
St. John's												
Georgetown												
Providence												

### Career Stats vs. The BIG EAST

Opponent	GP-GS	Min.	FG-A	3PT-A	FTA	Reb.	A	PF	B	S	Pts.
Cincinnati	4-1	50	9-15	0-0	1-3	18/4.5	0	2	5	1	19/4.8
Connecticut	4-0	40	3-7	0-0	1-2	14/3.5	0	5	0	1	7/1.8
DePaul	1-0	7	1-2	0-0	1-2	1/1.0	1	3	0	0	3/3.0
Georgetown	2-0	17	3-3	0-0	0-0	4/2.0	0	0	0	0	6/3.0
Louisville	4-1	94	14-20	0-0	6-8	24/6.0	1	13	4	4	34/8.5
Marquette	2-0	11	0-2	0-0	0-0	3/1.5	0	2	0	0	0/0.0
Pittsburgh	3-1	55	4-9	0-0	2-5	19/6.3	1	8	4	1	10/3.3
Providence	1-0	8	1-2	0-0	0-0	2/2.0	2	0	0	0	2/2.0
Rutgers	1-0	4	1-2	0-0	0-0	1/1.0	0	0	1	0	2/2.0
St. John's	3-0	29	2-5	0-0	3-6	8/2.7	0	4	2	1	7/2.3
Seton Hall	1-0	5	0-0	0-0	0-2	1/1.0	0	1	0	0	0/0.0
USF	2-0	16	9-10	0-0	0-1	8/4.0	0	2	1	1	18/9.0
Syracuse	1-0	12	2-3	0-0	0-0	2/2.0	0	2	1	0	4/4.0
Villanova	2-0	14	0-0	0-0	0-0	5/2.5	1	1	1	0	0/0.0
West Virginia	1-0	9	0-2	0-0	0-0	3/3.0	1	1	0	0	0/0.0

## Career Statistics

Season	GP-GS	Min	Avg	FG-A	Pct	3FG-A	Pct	FT-A	Pct	O-D-TOT	Avg	PF-FO	Ast	TO	Blk	Stl	Pts	Avg
2009-10	21-0	111	5.3	8-20	.400	0-0	.000	4-12	.333	22-15-37	1.8	19-1	1	4	5	3	20	1.0
2010-11	34-0	351	10.3	55-84	.655	0-0	.000	15-29	.517	53-53-106	3.1	51-0	11	11	18	8	125	3.7
2011-12	15-13	367	24.5	56-95	.589	0-0	.000	43-59	.729	55-72-127	8.5	34-1	13	22	22	12	155	10.3
<b>TOTAL</b>	<b>70-13</b>	<b>829</b>	<b>11.8</b>	<b>119-199</b>	<b>.598</b>	<b>0-0</b>	<b>.000</b>	<b>62-100</b>	<b>.620</b>	<b>130-140-270</b>	<b>3.9</b>	<b>104-2</b>	<b>25</b>	<b>37</b>	<b>45</b>	<b>23</b>	<b>300</b>	<b>4.3</b>

## Career BIG EAST Statistics

Season	GP-GS	Min	Avg	FG-A	Pct	3FG-A	Pct	FT-A	Pct	O-D-TOT	Avg	PF-FO	Ast	TO	Blk	Stl	Pts	Avg
2009-10	9-0	59	6.6	4-6	.667	0-0	.000	1-4	.250	7-8-15	1.7	14-1	0	1	2	2	9	1.0
2010-11	18-0	177	9.8	25-40	.625	0-0	.000	4-11	.364	23-27-50	2.8	23-0	5	4	8	3	54	3.0
2011-12	3-3	104	34.7	16-31	.516	0-0	.000	9-14	.643	18-17-35	11.7	6-0	2	4	6	3	41	13.7
<b>TOTAL</b>	<b>30-3</b>	<b>340</b>	<b>11.3</b>	<b>45-77</b>	<b>.584</b>	<b>0-0</b>	<b>.000</b>	<b>14-29</b>	<b>.483</b>	<b>48-52-100</b>	<b>3.3</b>	<b>43-1</b>	<b>7</b>	<b>9</b>	<b>16</b>	<b>8</b>	<b>104</b>	<b>3.5</b>

**Game #1**  
**Notre Dame 80, Mississippi Valley State 67**  
**Notre Dame, Ind. (Purcell Pavilion)**  
**November 12, 2011**

Mississippi Valley State	FG-A	3FG-A	FT-A	REB	PF	TP	A	TO	BK	ST	MIN
Amos Studivart	6-9	0-0	0-0	1-4-5	4	12	0	1	0	0	33
Falando Jones	5-11	1-2	2-3	4-1-5	5	13	1	4	0	1	27
Paul Crosby	3-9	1-3	0-0	1-3-4	4	7	3	3	0	0	31
Terrence Joyner	5-15	3-10	1-5	1-8-9	1	14	5	3	0	2	33
Kevin Burwell	6-9	2-4	0-0	0-2-2	3	14	4	0	0	0	30
Luka Pajkovic	0-0	0-0	0-0	0-1-1	1	0	3	0	0	1	5
Brent Arrington	1-2	1-2	0-0	0-0-0	3	3	0	1	0	0	17
Cor-J Cox	2-7	0-1	0-0	0-2-2	2	4	0	0	0	1	23
Blake Ralling	0-1	0-1	0-0	0-0-0	0	0	0	0	0	0	1
Team				2-0-2							
<b>Totals</b>	<b>28-63</b>	<b>8-23</b>	<b>3-8</b>	<b>9-21-30</b>	<b>23</b>	<b>67</b>	<b>16</b>	<b>12</b>	<b>0</b>	<b>5</b>	<b>200</b>
Total FG%	1st Half: 13-31, 41.9%			2nd Half: 15-32, 46.9%							Game: 44.4%
3-PT FG%	1st Half: 3-9, 33.3%			2nd Half: 5-14, 35.7%							Game: 34.8%
FT %	1st Half: 1-4, 25.0%			2nd Half: 2-4, 50.0%							Game: 37.5%

Notre Dame	FG-A	3FG-A	FT-A	REB	PF	TP	A	TO	BK	ST	MIN
Jack Cooley	0-5	0-0	3-4	4-6-10	3	3	1	1	0	0	17
Eric Atkins	6-7	3-3	12-12	0-4-4	3	27	6	4	0	1	37
Scott Martin	6-14	2-6	1-2	1-4-5	3	15	2	3	0	1	34
Jerian Grant	4-7	2-3	1-1	1-1-2	1	11	5	1	0	2	33
Joey Brooks	3-6	1-2	2-4	1-3-4	1	9	3	2	0	0	29
Patrick Crowley	0-0	0-0	0-0	0-0-0	0	0	0	0	0	0	1
Alex Dragicevich	2-7	0-3	3-4	2-2-4	0	7	2	0	0	0	21
Pat Connaughton	0-4	0-2	2-2	0-4-4	1	2	0	0	0	0	15
Tom Knight	0-0	0-0	0-0	0-2-2	0	0	0	0	0	0	5
Mike Broghammer	3-4	0-0	0-0	1-1-2	0	6	0	0	1	1	8
Team				0-2-2							
<b>Totals</b>	<b>24-54</b>	<b>8-19</b>	<b>24-29</b>	<b>10-29-39</b>	<b>12</b>	<b>80</b>	<b>19</b>	<b>11</b>	<b>2</b>	<b>5</b>	<b>200</b>
Total FG%	1st Half: 13-27, 48.1%			2nd Half: 11-27, 40.7%							Game: 44.4%
3-PT FG%	1st Half: 5-11, 45.5%			2nd Half: 3-8, 37.5%							Game: 42.1%
FT %	1st Half: 7-8, 87.5%			2nd Half: 17-21, 81.0%							Game: 82.8%

SCORE BY PERIODS  
**Mississippi Valley State**      1      2      F  
 30      37      67  
**Notre Dame**                      38      42      80  
 OFFICIALS: Tim Clougherty, Jeff Clark, Alfred Smith  
 TECHNICALS: Mississippi Valley State - TEAM 2, Notre Dame - None.  
 ATTENDANCE: 7,087

Notes: The contest was the first-ever meeting between the Irish and Mississippi Valley State ... Notre Dame extended its home win streak at Purcell Pavilion to 20 games ... The Irish have won 13 straight season openers (all 12 under Mike Brey) and are now 89-18 all-time in season openers ... Notre Dame has made a three-pointer in 409 consecutive games ... Making the first starts of their career were Joey Brooks, Jack Cooley and Jerian Grant ... Eric Atkins' 27 points were a career high and he reached double figures for the eighth time in his career ... He also made a career-high three three-pointers and 12 free throws ... Jerian Grant's 11 points were a career high ... Mike Broghammer's six points were a career best ... Jack Cooley notched double figures in rebounds for the first time in his career ... Scott Martin's 15 points marked the 33rd time that he reached double figures in his career.

**Game #2**  
**Notre Dame 59, Detroit 53**  
**Notre Dame, Ind. (Purcell Pavilion)**  
**November 14, 2011 • Progressive CBE Classic**

Detroit	FG-A	3FG-A	FT-A	REB	PF	TP	A	TO	BK	ST	MIN
LaMarcus Lowe	4-8	0-0	0-0	4-6-10	5	8	1	2	5	0	23
Nick Minnerath	1-4	0-0	0-1	0-1-1	4	2	0	0	0	0	24
Chase Simon	6-23	1-4	0-0	2-9-11	2	13	2	2	1	4	37
Ray McCallum	7-17	4-8	2-2	3-4-7	4	20	4	2	0	1	37
Jason Calliste	1-9	1-7	2-2	2-2-4	3	5	4	1	0	0	34
Donavan Foster	0-1	0-0	0-2	1-0-1	2	0	1	4	0	0	15
PJ Boutte	0-0	0-0	0-0	0-0-0	0	0	0	0	0	0	1
Doug Anderson	2-6	0-2	1-1	3-3-6	4	5	1	0	1	0	25
Evan Bruinsma	0-0	0-0	0-0	0-0-0	2	0	0	0	0	0	4
Team				2-2-4							1
<b>Totals</b>	<b>21-68</b>	<b>6-21</b>	<b>5-8</b>	<b>17-27-44</b>	<b>26</b>	<b>53</b>	<b>13</b>	<b>12</b>	<b>7</b>	<b>5</b>	<b>200</b>
Total FG%	1st Half: 11-30, 36.7%			2nd Half: 10-38, 26.3%							Game: 30.9%
3-PT FG%	1st Half: 6-14, 42.9%			2nd Half: 0-7, 0.0%							Game: 28.6%
FT %	1st Half: 3-5, 60.0%			2nd Half: 2-3, 66.7%							Game: 62.5%

Notre Dame	FG-A	3FG-A	FT-A	REB	PF	TP	A	TO	BK	ST	MIN
Jack Cooley	3-3	0-0	1-1	2-6-8	4	7	2	4	2	0	22
Eric Atkins	4-9	0-2	5-8	0-2-2	1	13	4	3	0	0	39
Scott Martin	1-7	1-5	0-0	1-5-6	2	3	0	3	0	1	39
Jerian Grant	4-10	3-6	0-0	0-2-2	0	11	3	1	0	1	30
Joey Brooks	3-9	0-0	7-13	2-7-9	3	13	2	1	0	2	35
Alex Dragicevich	0-2	0-1	2-4	0-2-2	0	2	1	0	1	0	13
Pat Connaughton	4-5	0-1	2-3	2-7-9	2	10	0	1	0	0	20
Tom Knight	0-1	0-0	0-0	0-1-1	0	0	0	0	0	0	1
Mike Broghammer	0-1	0-0	0-2	0-0-0	0	0	0	0	0	0	1
Team				3-0-3							
<b>Totals</b>	<b>19-47</b>	<b>4-15</b>	<b>17-31</b>	<b>10-32-42</b>	<b>12</b>	<b>59</b>	<b>12</b>	<b>13</b>	<b>3</b>	<b>4</b>	<b>200</b>
Total FG%	1st Half: 9-23, 39.1%			2nd Half: 10-24, 41.7%							Game: 40.4%
3-PT FG%	1st Half: 2-7, 28.6%			2nd Half: 2-8, 25.0%							Game: 26.7%
FT %	1st Half: 8-14, 57.1%			2nd Half: 9-17, 52.9%							Game: 54.8%

SCORE BY PERIODS  
**Detroit**                              1      2      F  
 31      22      53  
**Notre Dame**                        28      31      59  
 OFFICIALS: Steve Skiles, Larry Sciroto, Glenn Mayborg  
 TECHNICALS: Detroit - None, Notre Dame - None.  
 ATTENDANCE: 6,720

Notes: Notre Dame extended its current home win streak to 21 games ... This was the first meeting between the two schools since 1993 and 53rd overall ... With the win, the Irish snapped a two-game losing streak to the Titans and improved to 41-12 all-time ... Notre Dame hit a three-point field for the 410th consecutive game ... Eric Atkins netted consecutive double-figure outings for the third time in his career and now has nine career games with 10 or more points ... Atkins' 39 minutes played were a career high ... Joey Brooks' 13 points and nine rebounds were both career bests ... Pat Connaughton's 10 points and nine rebounds were career-highs in just his second collegiate outing ... Jerian Grant netted double figures for the second straight game.

**Game #3**  
**Notre Dame 74, Sam Houston State 41**  
**Notre Dame, Ind. (Purcell Pavilion)**  
**November 16, 2011 • Progressive CBE Classic**

Sam Houston State	FG-A	3FG-A	FT-A	REB	PF	TP	A	TO	BK	ST	MIN
Steven Werner	2-4	0-0	0-0	1-2-3	5	4	0	1	0	0	15
Marcus James	6-14	3-4	1-2	1-7-8	1	16	0	4	1	1	30
Darius Gatson	1-7	0-3	0-0	0-1-1	1	2	2	0	1	0	22
Demarcus Gatlin	2-8	0-3	0-0	1-5-6	2	4	3	5	0	1	33
Konner Tucker	2-7	0-3	1-1	0-2-2	2	5	1	1	0	0	36
Marquel McKinney	0-1	0-1	0-0	0-1-1	1	0	0	0	0	0	5
Aaron Harwell	1-3	0-0	0-0	0-2-2	0	2	3	1	0	0	16
Cameron Sadler	0-0	0-0	0-0	0-0-0	0	0	0	0	0	0	1
Aaron Thompson	1-5	0-1	0-0	0-0-0	1	2	1	1	0	0	16
Wesley Fritz	0-0	0-0	0-0	0-0-0	0	0	0	0	0	0	1
Michael Holyfield	3-4	0-0	0-2	2-6-8	4	6	1	3	0	0	25
Team				2-1-3							1
<b>Totals</b>	<b>18-53</b>	<b>3-15</b>	<b>2-5</b>	<b>7-27-34</b>	<b>17</b>	<b>41</b>	<b>11</b>	<b>18</b>	<b>1</b>	<b>3</b>	<b>200</b>
Total FG%	1st Half: 7-24, 29.2%			2nd Half: 11-29, 37.9%							Game: 34.0%
3-PT FG%	1st Half: 1-5, 20.0%			2nd Half: 2-10, 20.0%							Game: 20.0%
FT %	1st Half: 1-1, 100.0%			2nd Half: 1-4, 25.0%							Game: 40.0%

Notre Dame	FG-A	3FG-A	FT-A	REB	PF	TP	A	TO	BK	ST	MIN
Jack Cooley	2-3	0-0	2-4	2-4-6	3	6	4	3	1	3	24
Alex Dragicevich	2-6	1-4	2-4	0-3-3	0	7	3	1	1	0	33
Scott Martin	4-9	2-4	1-2	1-4-5	3	11	1	2	0	1	30
Jerian Grant	6-6	1-1	4-7	0-6-6	0	17	7	1	0	2	36
Joey Brooks	0-4	0-0	0-0	0-1-1	1	0	1	0	0	0	12
Patrick Crowley	0-1	0-0	0-0	0-1-1	0	0	0	0	0	0	2
Pat Connaughton	9-14	6-10	0-1	0-5-5	1	24	1	1	0	2	33
Tom Knight	3-7	0-0	1-2	0-1-1	1	7	2	0	0	2	19
Mike Broghammer	1-1	0-0	0-0	0-2-2	1	2	2	1	1	0	11
Team				0-2-2							
<b>Totals</b>	<b>27-51</b>	<b>10-19</b>	<b>10-20</b>	<b>3-29-32</b>	<b>10</b>	<b>74</b>	<b>21</b>	<b>9</b>	<b>3</b>	<b>10</b>	<b>200</b>
Total FG%	1st Half: 13-22, 59.1%			2nd Half: 14-29, 48.3%							Game: 52.9%
3-PT FG%	1st Half: 6-10, 60.0%			2nd Half: 4-9, 44.4%							Game: 52.6%
FT %	1st Half: 6-11, 54.5%			2nd Half: 4-9, 44.4%							Game: 50.0%

SCORE BY PERIODS  
**Sam Houston State**              1      2      F  
 16      25      41  
**Notre Dame**                        38      36      74  
 OFFICIALS: Guy Pagano, Jim Bruno, Rob Riley  
 TECHNICALS: Sam Houston State - None, Notre Dame - None.  
 ATTENDANCE: 6,614

Notes: Notre Dame is off to a 3-0 start for the fourth straight season ... The 41 points allowed were the fewest by an Irish team since Monmouth scored 33 on Nov. 16, 2007 ... The 16 points by Sam Houston State in the first half were the fewest by a Notre Dame opponent in the a half since California scored five first-half points on Nov. 26, 2010 ... Pat Connaughton 24 points were the most by an Irish freshman since Torin Francis had 25 against Arizona on March 27, 2003 ... Connaughton's six three-pointers were the most for an Irish freshman since Chris Thomas had six against Connecticut on March 8, 2002 ... Notre Dame upped its home win streak to 22 straight games ... Jerian Grant's career high 17 points marked his third straight game in double figures ... Grant is the first player since Luke Harangody in 2006-07 to score in double figures in his first three collegiate outings ... Tom Knight's seven points matched his career high.

**Game #4**  
**Notre Dame 93, Delaware State 69**  
**Notre Dame, Ind. (Purcell Pavilion)**  
**November 18, 2011**

Delaware State	FG-A	3FG-A	FT-A	REB	PF	TP	A	TO	BK	ST	MIN
Marques Oliver	4-7	0-0	1-1	1-1-2	5	9	0	2	0	1	19
Kendall Gray	3-5	0-0	3-5	2-0-2	2	9	2	1	6	1	28
Jay Threatt	0-7	0-2	2-2	2-5-7	3	2	7	1	0	3	32
Tahj Tate											

**Game #5** #21/21 Missouri 87, Notre Dame 58  
**Kansas City, Mo. (Sprint Center)**  
**Progressive CBE Classic Semifinal • November 21, 2011**

Missouri	FG-A	3FG-A	FT-A	REB	PF	TP	A	TO	BK	ST	MIN
Ricardo Ratliffe	6-9	0-0	0-0	1-7-8	3	12	2	0	1	2	21
Phil Pressey	6-10	1-2	4-4	0-4-4	0	17	2	0	0	2	33
Matt Pressey	2-7	0-1	3-4	1-4-5	3	7	1	1	0	0	23
Marcus Denmon	9-11	2-3	6-7	0-4-4	3	26	0	1	0	0	25
Kim English	4-5	2-2	0-0	1-5-6	2	10	4	3	2	2	34
Michael Dixon	3-10	0-3	0-0	0-5-5	1	6	2	2	0	2	34
Kadeem Green	1-1	0-0	3-4	0-2-2	3	5	0	0	0	0	8
Jarrett Sutton	0-0	0-0	0-0	0-0-0	0	0	0	0	0	0	4
Steve Moore	1-2	0-0	2-2	0-2-2	2	4	1	1	2	1	16
Andy Rosburg	0-0	0-0	0-0	0-0-0	0	0	0	0	0	0	2
Team				1-1-2							
<b>Totals</b>	<b>32-55</b>	<b>5-11</b>	<b>18-21</b>	<b>4-34-38</b>	<b>17</b>	<b>87</b>	<b>12</b>	<b>8</b>	<b>5</b>	<b>10</b>	<b>200</b>
<b>Total FG%</b>	<b>1st Half: 19-30, 63.3%</b>		<b>2nd Half: 13-25, 52.0%</b>		<b>Game: 58.2%</b>						
<b>3-PT FG%</b>	<b>1st Half: 3-7, 42.9%</b>		<b>2nd Half: 2-4, 50.0%</b>		<b>Game: 45.5%</b>						
<b>FT %</b>	<b>1st Half: 11-13, 84.6%</b>		<b>2nd Half: 7-8, 87.5%</b>		<b>Game: 85.7%</b>						
<b>Deadball Rebounds:</b>	<b>3</b>										

Notre Dame	FG-A	3FG-A	FT-A	REB	PF	TP	A	TO	BK	ST	MIN
Tim Abromaitis	9-18	0-4	4-5	2-6-8	2	22	3	4	0	0	38
Jack Cooley	0-1	0-0	0-0	0-1-1	1	0	0	0	0	3	18
Eric Atkins	2-8	1-1	2-2	0-1-1	3	7	1	3	0	0	32
Scott Martin	3-8	1-3	5-6	1-4-5	2	12	1	2	0	2	31
Jerian Grant	3-8	0-2	0-1	0-1-1	2	6	2	2	0	0	27
Alex Dragicevich	0-2	0-2	0-0	0-0-0	3	0	0	1	0	0	10
Pat Connaughton	2-4	1-2	2-3	1-4-5	1	7	0	0	1	0	26
Joey Brooks	1-5	1-2	1-2	0-1-1	2	4	1	1	0	0	14
Mike Broghammer	0-0	0-0	0-0	0-1-1	0	0	0	0	0	0	4
Team				1-0-1							
<b>Totals</b>	<b>20-54</b>	<b>4-16</b>	<b>14-19</b>	<b>5-19-24</b>	<b>16</b>	<b>58</b>	<b>8</b>	<b>13</b>	<b>1</b>	<b>5</b>	<b>200</b>
<b>Total FG%</b>	<b>1st Half: 13-26, 50.0%</b>		<b>2nd Half: 7-28, 25.0%</b>		<b>Game: 37.0%</b>						
<b>3-PT FG%</b>	<b>1st Half: 2-5, 40.0%</b>		<b>2nd Half: 2-11, 18.2%</b>		<b>Game: 25.0%</b>						
<b>FT %</b>	<b>1st Half: 9-11, 81.8%</b>		<b>2nd Half: 5-8, 62.5%</b>		<b>Game: 73.7%</b>						
<b>Deadball Rebounds:</b>	<b>0</b>										

**SCORE BY PERIODS**

Missouri	1	2	F
Notre Dame	52	35	87
Notre Dame	37	21	58

**OFFICIALS:** Rick Hartzell, Tim Gattis, Brent Dugas  
**TECHNICALS:** Missouri - None. Notre Dame - None.  
**ATTENDANCE:** 11,436

**Notes:** Missouri and Notre Dame met for the ninth time and the first time since Jan. 12, 1995 ... With the win, the Tigers lead the all-time series 7-2 ... Tim Abromaitis returned to the Irish lineup and registered the 22nd 20-plus scoring effort of his career ... Notre Dame's 29-point deficit was the largest since a 31-point loss (101-70) to Connecticut on Jan. 12, 1999 ... Notre Dame has now made a three-point field goal in 413 consecutive games ... Abromaitis led the Irish in scoring for the 17th time in his career ... Scott Martin netted double figures for the fourth time in five games and 36th time in his career ... Notre Dame used its fourth different starting lineup of the season.

**Game #7** Notre Dame 84, Bryant 59  
**Notre Dame, Ind. (Purcell Pavilion)**  
**November 27, 2011**

Bryant	FG-A	3FG-A	FT-A	REB	PF	TP	A	TO	BK	ST	MIN
Alex Francis	10-22	0-0	2-3	2-4-6	1	22	0	3	0	0	33
Claybrin McMath	3-7	1-3	0-0	1-0-1	1	7	0	0	0	0	25
Corey Maynard	4-10	2-8	1-2	0-7-7	3	11	4	1	0	2	34
Troy Robinson	0-3	0-2	0-0	1-4-5	3	0	1	1	0	0	33
Frankie Dobbs	3-14	3-10	4-4	4-4-8	2	13	7	0	0	2	38
Erick Smith	0-0	0-0	0-0	0-0-0	0	0	0	0	0	0	2
Dan Calandrillo	1-3	0-2	0-0	0-0-0	0	2	0	0	0	0	5
Raphael Jordan	0-1	0-0	0-0	0-0-0	0	0	0	0	0	0	1
Jordan Harris	1-2	0-1	0-0	1-0-1	2	2	0	0	0	0	10
Vlad Kondratyev	1-2	0-0	0-2	0-2-2	2	2	0	1	0	0	9
Ben Allit	0-1	0-0	0-0	0-0-0	0	0	0	2	1	0	10
Team				1-2-3							
<b>Totals</b>	<b>23-65</b>	<b>6-26</b>	<b>7-11</b>	<b>10-23-33</b>	<b>14</b>	<b>59</b>	<b>12</b>	<b>9</b>	<b>1</b>	<b>4</b>	<b>200</b>
<b>Total FG%</b>	<b>1st Half: 12-35, 34.3%</b>		<b>2nd Half: 11-30, 36.7%</b>		<b>Game: 35.4%</b>						
<b>3-PT FG%</b>	<b>1st Half: 3-12, 25.0%</b>		<b>2nd Half: 3-14, 21.4%</b>		<b>Game: 23.1%</b>						
<b>FT %</b>	<b>1st Half: 1-1, 100.0%</b>		<b>2nd Half: 6-10, 60.0%</b>		<b>Game: 63.6%</b>						
<b>Deadball Rebounds:</b>	<b>1</b>										

Notre Dame	FG-A	3FG-A	FT-A	REB	PF	TP	A	TO	BK	ST	MIN
Eric Atkins	5-10	3-4	5-7	2-2-4	0	18	9	2	0	2	36
Scott Martin	5-12	1-4	1-2	1-7-8	3	12	0	1	0	1	28
Jerian Grant	3-7	2-4	4-4	2-9-11	0	12	7	1	0	1	33
Pat Connaughton	1-5	0-1	0-0	0-3-3	0	2	3	1	0	0	24
Joey Brooks	5-7	2-2	1-2	1-5-6	3	13	2	2	3	0	24
Patrick Crowley	0-2	0-2	0-0	0-0-0	0	0	0	0	0	0	2
Alex Dragicevich	5-11	3-8	0-0	0-4-4	1	13	0	1	0	0	25
Tom Knight	2-3	0-0	0-0	0-0-0	2	4	1	0	0	0	8
Mike Broghammer	3-4	0-0	0-0	4-0-4	1	6	1	0	0	0	10
Jack Cooley	2-3	0-0	0-0	0-2-2	1	4	1	2	0	0	10
Team				1-3-4							
<b>Totals</b>	<b>31-64</b>	<b>11-25</b>	<b>11-15</b>	<b>11-35-46</b>	<b>11</b>	<b>84</b>	<b>24</b>	<b>10</b>	<b>3</b>	<b>4</b>	<b>200</b>
<b>Total FG%</b>	<b>1st Half: 18-36, 50.0%</b>		<b>2nd Half: 13-28, 46.4%</b>		<b>Game: 48.4%</b>						
<b>3-PT FG%</b>	<b>1st Half: 7-13, 53.8%</b>		<b>2nd Half: 4-12, 33.3%</b>		<b>Game: 44.0%</b>						
<b>FT %</b>	<b>1st Half: 4-6, 66.7%</b>		<b>2nd Half: 7-9, 77.8%</b>		<b>Game: 73.3%</b>						
<b>Deadball Rebounds:</b>	<b>3</b>										

**SCORE BY PERIODS**

Bryant	1	2	F
Notre Dame	28	31	59
Notre Dame	47	37	84

**OFFICIALS:** James Breeding, Rob Riley, Evon Burroughs  
**TECHNICALS:** Bryant - TEAM. Notre Dame - None.  
**ATTENDANCE:** 7,138

**Notes:** Notre Dame won its 24th straight home game with the victory ... The Irish used its fourth different starting lineup in the last five games ... Notre Dame had five players in double figures for the first time this season ... The 47 first-half points were the most for an Irish team in the first half of play ... Eric Atkins reached double figures for the fourth time while his nine assists were a career high ... Joey Brooks' 13 points matched a career high ... Alex Dragicevich reached double figures for the second time ... Jerian Grant's 12 points and career-high 11 rebounds marked his first career double double.

**Game #6** Georgia 61, Notre Dame 57  
**Kansas City, Mo. (Sprint Center)**  
**Progressive CBE Classic Consolation • November 22, 2011**

Notre Dame	FG-A	3FG-A	FT-A	REB	PF	TP	A	TO	BK	ST	MIN
Tim Abromaitis	1-12	0-7	4-4	0-6-6	5	6	2	2	0	1	38
Jack Cooley	1-1	0-0	0-3	1-5-6	2	2	0	1	2	1	22
Eric Atkins	4-8	1-1	3-4	1-1-2	3	12	1	4	0	2	38
Scott Martin	2-9	0-5	2-2	1-2-3	3	6	0	1	1	2	34
Jerian Grant	4-7	2-4	10-11	1-4-5	2	20	4	0	0	1	39
Alex Dragicevich	0-1	0-0	0-0	0-0-0	1	0	0	0	0	0	7
Pat Connaughton	4-7	1-3	2-4	0-0-0	0	11	0	0	0	0	18
Joey Brooks	0-1	0-0	0-0	0-0-0	0	0	0	0	0	0	3
Mike Broghammer	0-0	0-0	0-0	0-0-0	0	0	0	0	0	0	1
Team				1-0-1							
<b>Totals</b>	<b>16-46</b>	<b>4-20</b>	<b>21-28</b>	<b>5-18-23</b>	<b>16</b>	<b>57</b>	<b>7</b>	<b>8</b>	<b>3</b>	<b>7</b>	<b>200</b>
<b>Total FG%</b>	<b>1st Half: 8-21, 38.1%</b>		<b>2nd Half: 8-25, 32.0%</b>		<b>Game: 34.8%</b>						
<b>3-PT FG%</b>	<b>1st Half: 2-10, 20.0%</b>		<b>2nd Half: 2-10, 20.0%</b>		<b>Game: 20.0%</b>						
<b>FT %</b>	<b>1st Half: 11-14, 78.6%</b>		<b>2nd Half: 10-14, 71.4%</b>		<b>Game: 75.0%</b>						
<b>Deadball Rebounds:</b>	<b>3</b>										

Georgia	FG-A	3FG-A	FT-A	REB	PF	TP	A	TO	BK	ST	MIN
Donte Williams	4-11	0-0	1-5	3-4-7	3	9	0	2	0	2	32
John Floures	0-1	0-0	0-0	0-1-1	2	0	1	0	1	1	12
Kentavious Caldwell-Pope	5-12	4-9	2-4	1-4-5	3	16	0	3	0	1	31
Dustin Ware	2-7	2-5	2-2	0-2-2	2	8	2	1	0	1	29
Vincent Williams	3-5	2-3	0-0	0-1-1	1	8	2	0	0	0	16
Marcus Thornton	0-4	0-1	0-0	3-5-8	4	0	2	1	0	0	24
Connor Nolte	0-0	0-0	0-0	0-0-0	0	0	0	0	0	0	4
Gerald Robinson	3-6	1-3	0-0	1-3-4	3	7	6	5	0	2	25
Sherrard Brantley	1-3	1-3	0-0	0-0-0	1	3	1	1	0	0	12
John Cannon	0-0	0-0	0-0	0-0-0	1	0	0	0	0	0	1
Nemanja Djuricic	4-4	2-2	0-0	0-3-3	2	10	0	3	0	0	14
Team				3-3-6							
<b>Totals</b>	<b>22-53</b>	<b>12-26</b>	<b>5-11</b>	<b>11-26-37</b>	<b>22</b>	<b>61</b>	<b>14</b>	<b>14</b>	<b>3</b>	<b>5</b>	<b>200</b>
<b>Total FG%</b>	<b>1st Half: 12-31, 38.7%</b>		<b>2nd Half: 10-22, 45.5%</b>		<b>Game: 41.5%</b>						
<b>3-PT FG%</b>	<b>1st Half: 7-17, 41.2%</b>		<b>2nd Half: 5-9, 55.6%</b>		<b>Game: 46.2%</b>						
<b>FT %</b>	<b>1st Half: 0-0, 0.0%</b>		<b>2nd Half: 5-11, 45.5%</b>		<b>Game: 45.5%</b>						
<b>Deadball Rebounds:</b>	<b>4</b>										

**SCORE BY PERIODS**

Notre Dame	1	2	F
Georgia	29	28	57
Georgia	31	30	61

**OFFICIALS:** Sean Casey, Kyle Ingram, Marc Ellard  
**TECHNICALS:** Notre Dame - None. Georgia - None.  
**ATTENDANCE:** 10,747

**Notes:** This was the third meeting ever between the two schools and the second straight that the Irish and Bulldogs had faced each other in a tournament ... Notre Dame is now 20-8 all-time in in-season tournament games under head coach Mike Brey ... Jerian Grant's 20 points were a career high ... Grant became the fifth Notre Dame player to score 20 or more points in a game this season ... The loss to Georgia marked the first time Notre Dame had dropped back-to-back non-conference games since the 2007-08 campaign ... Eric Atkins registered double figures for the 10th time in his career ... Pat Connaughton reached double figures for the third time this season.

**Game #8** #19/18 Gonzaga 73, Notre Dame 53  
**Spokane, Wash. (McCarthy Athletic Center)**  
**November 30, 2011**

Notre Dame	FG-A	3FG-A	FT-A	REB	PF	TP	A	TO	BK	ST	MIN
Jack Cooley	3-7	0-0	0-1	2-4-6	1	6	0	1	0	0	21
Eric Atkins	2-9	0-3	2-2	1-2-3	2	6	1	6	0	3	31
Scott Martin	0-6	0-3	1-3	0-4-4	2	1	0	2	1	1	29
Jerian Grant	5-9	0-3	6-7	0-1-1	2	16	3	4	0	1	32
Joey Brooks	3-7	0-2	0-2	1-4-5	3	6	1	1	0	0	28
Alex Dragicevich	1-2	0-0	1-2	1-2-3	1	3	0	1	0	0	15
Pat Connaughton	4-8	2-3	1-1	1-2-3	0	11	0	0	0	1	26
Tom Knight	2-3	0-0	0-0	2-1-3	3	4	1	0	2	1	14
Mike Broghammer	0-1	0-0	0-0	0-0-0	2	0	0	2	0	1	4
Team				2-2-2							
<b>Totals</b>	<b>20-52</b>	<b>2-14</b>	<b>11-18</b>	<b>10-22-32</b>	<b>16</b>	<b>53</b>	<b>6</b>	<b>17</b>	<b>3</b>	<b>8</b>	<b>200</b>
<b>Total FG%</b>	<b>1st Half: 7-24, 29.2%</b>		<b>2nd Half: 13-28, 46.4%</b>		<b>Game: 38.5%</b>						
<b>3-PT FG%</b>	<b>1st Half: 2-9, 22.2%</b>		<b>2nd Half: 0-5, 0.0%</b>		<b>Game: 14.3%</b>						

**Game #9 Maryland 78, Notre Dame 71**  
**Washington, D.C. (Verizon Center)**  
**BB&T Classic • December 4, 2011**

Notre Dame	FG-A	3FG-A	FT-A	REB	PF	TP	A	TO	BK	ST	MIN
Tom Knight	2-3	0-0	0-0	0-0-0	2	4	0	0	0	0	9
Joey Brooks	2-6	0-1	3-4	2-1-3	3	7	1	0	0	0	26
Eric Atkins	5-16	3-7	3-4	0-2-2	3	16	2	1	0	0	40
Scott Martin	2-6	1-4	2-2	2-2-4	5	7	3	2	0	0	31
Jerian Grant	8-13	0-3	4-6	1-3-4	3	20	3	2	0	2	39
Alex Dragicevich	3-5	2-4	0-0	0-0-0	2	8	1	1	2	0	14
Pat Connaughton	2-4	1-2	4-4	3-3-6	3	9	0	0	0	1	25
Mike Broghammer	0-2	0-0	0-2	2-5-7	1	0	0	0	2	0	16
Team				1-3-4							1
<b>Totals</b>	<b>24-55</b>	<b>7-21</b>	<b>16-22</b>	<b>11-19-30</b>	<b>22</b>	<b>71</b>	<b>10</b>	<b>7</b>	<b>4</b>	<b>3</b>	<b>200</b>
<b>Total FG%</b>	<b>1st Half: 11-30, 36.7%</b>			<b>2nd Half: 13-25, 52.0%</b>							<b>Game: 43.6%</b>
<b>3-PT FG%</b>	<b>1st Half: 3-12, 25.0%</b>			<b>2nd Half: 4-9, 44.4%</b>							<b>Game: 33.3%</b>
<b>FT %</b>	<b>1st Half: 5-10, 50.0%</b>			<b>2nd Half: 11-12, 91.7%</b>							<b>Game: 72.7%</b>
<b>Deadball Rebounds:</b>	<b>3</b>										

Maryland	FG-A	3FG-A	FT-A	REB	PF	TP	A	TO	BK	ST	MIN
Sean Mosley	5-8	2-3	5-6	2-4-6	3	17	3	0	1	0	36
James Padgett	3-11	0-0	5-8	4-6-10	1	11	1	2	1	0	31
Berend Weijis	2-4	0-0	3-4	5-1-6	3	7	0	0	0	0	21
Nick Faust	1-5	1-1	0-4	0-1-1	4	3	0	3	0	0	29
Terrell Stoglin	11-20	3-4	6-7	1-4-5	2	31	2	1	0	1	37
Mychal Parker	1-3	1-2	6-6	3-4-7	1	9	2	2	0	0	28
Spencer Barks	0-1	0-0	0-0	0-0-0	0	0	0	0	0	0	3
John Auslander	0-1	0-0	0-0	0-2-2	2	0	1	0	0	0	10
Jonathan Thomas	0-0	0-0	0-0	0-0-0	0	0	0	0	0	0	4
Ashton Pankey	0-1	0-0	0-0	0-0-0	0	0	0	0	0	0	1
Team				2-1-3							
<b>Totals</b>	<b>23-54</b>	<b>7-10</b>	<b>25-35</b>	<b>17-23-40</b>	<b>16</b>	<b>78</b>	<b>9</b>	<b>8</b>	<b>2</b>	<b>1</b>	<b>200</b>
<b>Total FG%</b>	<b>1st Half: 12-25, 48.0%</b>			<b>2nd Half: 11-29, 37.9%</b>							<b>Game: 42.6%</b>
<b>3-PT FG%</b>	<b>1st Half: 4-5, 80.0%</b>			<b>2nd Half: 3-5, 60.0%</b>							<b>Game: 70.0%</b>
<b>FT %</b>	<b>1st Half: 7-11, 63.6%</b>			<b>2nd Half: 18-24, 75.0%</b>							<b>Game: 71.4%</b>
<b>Deadball Rebounds:</b>	<b>5</b>										

**SCORE BY PERIODS**

	1	2	F
Notre Dame	30	41	71
Maryland	35	43	78

**OFFICIALS:** Carl Hess, Bryan Kersey, Pat Adams  
**TECHNICALS:** Notre Dame - None. Maryland - None.  
**ATTENDANCE:** 10,714

**Notes:** This was the 19th meeting between the two schools ... Notre Dame had won the previous two matchups ... The Irish fell to 7-4 all-time at the Verizon Center under coach Mike Brey ... The starting lineup against the Terrapins was the sixth different one used in the first nine contests ... Tom Knight made his first career start ... Jack Cooley missed the game due to illness ... The seven turnovers marked a season-low to date ... Eric Atkins netted double figures for the fifth time and played a career-high 40 minutes ... Mike Broghammer's seven rebounds were a personal best and marked the first time in his career that he led the Irish in rebounding ... Jerian Grant's 20 points matched a career high and marked the second time in his career that he scored 20 points.

**Game #11 Notre Dame 65, Dartmouth 47**  
**Notre Dame, Ind. (Purcell Pavilion)**  
**December 10, 2011**

Dartmouth	FG-A	3FG-A	FT-A	REB	PF	TP	A	TO	BK	ST	MIN
Gabas Maldunas	5-12	0-0	2-2	5-4-9	3	12	0	6	1	1	28
Jvonte Brooks	1-3	0-0	5-6	0-5-5	4	7	1	0	0	0	23
Jabari Trotter	1-1	0-0	0-0	0-0-0	2	2	1	1	0	0	20
R.J. Griffin	2-11	1-4	0-0	0-1-1	2	5	1	0	0	1	33
David Rufful	2-8	1-4	0-0	0-3-3	2	5	3	3	0	1	23
John Golden	0-3	0-2	4-4	1-3-4	1	4	1	2	0	0	21
Tyler Melville	1-1	0-0	0-0	0-1-1	0	2	0	0	0	0	5
Kirk Crecco	2-6	1-2	1-1	2-1-3	0	6	2	1	0	0	15
Will McConnell	0-0	0-0	0-0	0-0-0	0	0	0	0	0	0	2
Mack McKearney	1-2	1-2	0-0	0-5-5	1	3	1	0	0	0	18
Matt LaBove	0-3	0-0	1-2	0-1-1	2	1	0	0	0	0	12
Team				0-2-2							1
<b>Totals</b>	<b>15-50</b>	<b>4-14</b>	<b>13-15</b>	<b>8-26-34</b>	<b>15</b>	<b>47</b>	<b>10</b>	<b>15</b>	<b>1</b>	<b>4</b>	<b>200</b>
<b>Total FG%</b>	<b>1st Half: 6-23, 26.1%</b>			<b>2nd Half: 9-27, 33.3%</b>							<b>Game: 30.0%</b>
<b>3-PT FG%</b>	<b>1st Half: 2-8, 25.0%</b>			<b>2nd Half: 2-6, 33.3%</b>							<b>Game: 28.6%</b>
<b>FT %</b>	<b>1st Half: 10-11, 90.9%</b>			<b>2nd Half: 3-4, 75.0%</b>							<b>Game: 86.7%</b>
<b>Deadball Rebounds:</b>	<b>2</b>										

Notre Dame	FG-A	3FG-A	FT-A	REB	PF	TP	A	TO	BK	ST	MIN
Tom Knight	2-6	0-0	4-4	2-3-5	1	8	1	1	3	1	25
Jack Cooley	9-11	0-0	4-4	3-6-9	2	22	1	1	4	1	25
Eric Atkins	0-8	0-3	0-0	0-4-4	1	0	3	1	0	1	33
Alex Dragicevich	5-9	2-5	3-4	0-3-3	1	15	2	0	1	1	25
Pat Connaughton	1-6	1-6	0-0	1-3-4	0	3	3	1	0	0	27
Patrick Crowley	0-2	0-0	0-0	0-0-0	0	0	0	0	0	1	2
Jerian Grant	0-8	0-6	0-0	0-3-3	2	0	4	1	1	2	30
Joey Brooks	5-6	0-0	3-3	1-3-4	3	13	2	1	0	0	22
Mike Broghammer	2-3	0-0	0-0	1-1-2	5	4	0	1	2	1	11
Team				1-1-2							
<b>Totals</b>	<b>24-59</b>	<b>3-20</b>	<b>14-15</b>	<b>9-27-36</b>	<b>15</b>	<b>65</b>	<b>16</b>	<b>7</b>	<b>11</b>	<b>8</b>	<b>200</b>
<b>Total FG%</b>	<b>1st Half: 14-30, 46.7%</b>			<b>2nd Half: 10-29, 34.5%</b>							<b>Game: 40.7%</b>
<b>3-PT FG%</b>	<b>1st Half: 0-6, 0.0%</b>			<b>2nd Half: 3-14, 21.4%</b>							<b>Game: 15.0%</b>
<b>FT %</b>	<b>1st Half: 9-10, 90.0%</b>			<b>2nd Half: 5-5, 100.0%</b>							<b>Game: 93.3%</b>
<b>Deadball Rebounds:</b>	<b>1</b>										

**SCORE BY PERIODS**

	1	2	F
Dartmouth	24	23	47
Notre Dame	37	28	65

**OFFICIALS:** Brent Hampton, Gary Prager, Bill McCarthy  
**TECHNICALS:** Dartmouth - None. Notre Dame - None.  
**ATTENDANCE:** 7,651

**Notes:** This was the fifth meeting all-time between Notre Dame and Dartmouth and the first since the 1997-98 campaign ... The Irish have won all five encounters with the Big Green ... Notre Dame is 43-4 all-time against Ivy League opponents ... The Irish upped their home win streak to 26 games ... Notre Dame used its seventh different starting lineup of the season ... the Fighting Irish limited the Big Green to 30.0% (15-50) shooting in the game, which is the lowest shooting percentage of the season for an Irish opponent ... junior forward Jack Cooley scored a career-high 22 points for the second straight game ... Notre Dame blocked a season-high 11 shots ... the Irish matched a season-low total with seven turnovers.

**Game #10 Notre Dame 87, Maine 78**  
**Notre Dame, Ind. (Purcell Pavilion)**  
**December 8, 2011**

Maine	FG-A	3FG-A	FT-A	REB	PF	TP	A	TO	BK	ST	MIN
Alasdair Fraser	8-13	0-0	1-2	1-6-7	5	17	1	2	0	0	26
Kilian Cato	0-3	0-2	0-0	1-0-1	5	0	2	0	0	0	30
Andrew Rogers	2-3	2-3	0-0	0-1-1	1	6	7	1	0	0	24
Justin Edwards	9-19	1-4	1-1	3-3-6	2	20	4	0	0	3	38
Gerald McLenore	11-16	3-6	2-2	0-2-2	1	27	1	2	0	3	39
Jon McAllian	0-0	0-0	0-0	0-1-1	1	0	1	0	0	0	4
Raheem Singleton	1-4	0-1	0-0	0-4-4	2	2	3	1	0	0	19
Xavier Pollard	0-0	0-0	0-0	0-0-0	1	0	0	0	0	0	0+
Svetoslav Chetinov	3-5	0-0	0-0	0-0-0	2	6	0	2	0	1	20
Team				2-2-4							1
<b>Totals</b>	<b>34-63</b>	<b>6-16</b>	<b>4-5</b>	<b>7-19-26</b>	<b>20</b>	<b>78</b>	<b>19</b>	<b>9</b>	<b>0</b>	<b>7</b>	<b>200</b>
<b>Total FG%</b>	<b>1st Half: 18-30, 60.0%</b>			<b>2nd Half: 16-33, 48.5%</b>							<b>Game: 54.0%</b>
<b>3-PT FG%</b>	<b>1st Half: 4-8, 50.0%</b>			<b>2nd Half: 2-8, 25.0%</b>							<b>Game: 37.5%</b>
<b>FT %</b>	<b>1st Half: 1-2, 50.0%</b>			<b>2nd Half: 3-3, 100.0%</b>							<b>Game: 80.0%</b>
<b>Deadball Rebounds:</b>	<b>1</b>										

Notre Dame	FG-A	3FG-A	FT-A	REB	PF	TP	A	TO	BK	ST	MIN
Tom Knight	2-6	0-0	3-5	1-1-2	2	7	2	2	1	1	23
Eric Atkins	9-15	5-7	3-4	0-2-2	0	26	6	1	0	0	40
Scott Martin	2-4	0-2	0-0	0-0-0	0	4	1	1	0	0	9
Jerian Grant	2-3	1-1	1-2	0-4-4	1	6	2	2	1	1	23
Joey Brooks	1-2	0-0	0-0	0-1-1	1	2	1	1	0	0	10
Alex Dragicevich	4-10	2-8	4-4	0-2-2	0	14	3	0	1	0	31
Pat Connaughton	1-4	0-2	2-2	2-3-5	0	4	0	1	0	0	26
Mike Broghammer	1-1	0-0	0-2	0-1-1	1	2	2	1	0	1	11
Jack Cooley	7-11	0-0	8-9	6-8-14	3	22	1	1	2	0	27
Team				3-0-3							
<b>Totals</b>	<b>29-56</b>	<b>8-20</b>	<b>21-28</b>	<b>12-22-34</b>	<b>8</b>	<b>87</b>	<b>18</b>	<b>10</b>	<b>5</b>	<b>3</b>	<b>200</b>
<b>Total FG%</b>	<b>1st Half: 17-32, 53.1%</b>			<b>2nd Half: 12-24, 50.0%</b>							<b>Game: 51.8%</b>
<b>3-PT FG%</b>	<b>1st Half: 5-11, 45.5%</b>			<b>2nd Half: 3-9, 33.3%</b>							<b>Game: 40.0%</b>
<b>FT %</b>	<b>1st Half: 5-5, 100.0%</b>			<b>2nd Half: 16-23, 69.6%</b>							<b>Game: 75.0%</b>
<b>Deadball Rebounds:</b>	<b>3</b>										

**SCORE BY PERIODS**

	1	2	F
Maine	41	37	78
Notre Dame	44	43	87

**OFFICIALS:** Jim Burr, Tony Chiazza, Ed Hightower  
**TECHNICALS:** Maine - None. Notre Dame - None.  
**ATTENDANCE:** 7,024

**Notes:** This was the third meeting ever between the Irish and the Black Bears ... Jack Cooley notched his second career double-double ... Cooley's 22 points marked a career high as he became the sixth different Notre Dame player to score 20-plus points in a game this season ... His 14 rebounds marked the third time in his career with 10-plus rebounds ... The Irish extended their home court win streak to 25 games which marks the second-longest home win streak at Purcell Pavilion ... Eric Atkins' 26 points were one point shy of a career and was the second career 20-plus point outing ... His five three-pointers were a career best ... Alex Dragicevich netted double figures for the third time in his career ... Tom Knight's seven points matched a career high ... Scott Martin left the game in the first half and did not return with a mild concussion.

**Game #12 #18/20 Indiana 69, Notre Dame 58**  
**Indianapolis, Ind. (Conseco Fieldhouse)**  
**Crossroads Classic • December 17, 2011**

Notre Dame	FG-A	3FG-A	FT-A	REB	PF	TP	A	TO	BK	ST	MIN
Eric Atkins	5-12	0-0	5-6	1-1-2	1	15	2	2	0	3	40
Alex Dragicevich	3-6	3-5	0-0	1-1-2	2	9	0	3	0	0	33
Scott Martin	1-4	0-1	4-8	0-7-7	2	6	2	3	0	0	36
Jerian Grant	2-10	1-4	9-10	0-4-4	3	14	4	0	1	0	36
Jack Cooley	4-5	0-0	4-5	2-3-5	5	12	0	2	1	1	21
Pat Connaughton	1-3	0-1	0-1	2-2-4	4	2	1	1	0	1	22
Tom Knight	0-1	0-0	0-2	0-0-0	1	0	0	0	1	0	5
Joey Brooks	0-1	0-0	0-0	0-0-0	0	0	0	1	0	0	4
Mike Broghammer	0-0	0-0	0-0	0-0-0	2	0	0	0	0	0	3
Team				1-3-4							
<b>Totals</b>	<b>16-42</b>	<b>4-11&lt;/</b>									

Notre Dame 106, Sacred Heart 65															
Notre Dame, Ind. (Purcell Pavilion)															
December 19, 2011															
Game #13	FG-A	3FG-A	FTA	REB	PF	TP	A	TO	BK	ST	MIN				
<b>Sacred Heart</b>															
Justin Swidowski	1-5	0-1	2-2	2-3-5	5	4	0	2	0	0	16				
Femi Akinpetide	3-5	0-0	2-2	2-3-5	3	8	2	2	0	0	21				
Evan Kelley	1-9	0-0	2-2	0-0-0	1	4	2	3	0	0	26				
Chris Evans	1-3	0-0	2-2	1-1-2	1	4	0	1	0	0	24				
Shane Gibson	8-16	3-8	3-3	0-3-3	0	22	4	2	1	1	24				
Phil Gaetano	1-3	1-3	0-0	0-1-1	0	3	4	2	1	0	23				
Louis Montes	1-1	0-0	2-2	1-1-2	5	4	0	0	0	0	14				
Nick Greenbacker	2-4	1-1	0-0	0-2-2	5	5	0	0	0	0	14				
Steve Glowiak	2-5	1-4	2-2	0-0-0	0	7	0	0	0	0	14				
Stan Dulaire	2-5	0-0	0-0	0-1-1	3	4	4	0	0	0	24				
Team				1-2-3											
<b>Totals</b>	<b>22-56</b>	<b>6-17</b>	<b>15-15</b>	<b>7-17-24</b>	<b>23</b>	<b>65</b>	<b>16</b>	<b>12</b>	<b>1</b>	<b>1</b>	<b>200</b>				
<b>Total FG%</b>	<b>1st Half:</b> 11-25, 44.0%			<b>2nd Half:</b> 11-31, 35.5%				<b>Game:</b> 39.3%							
<b>3-PT FG%</b>	<b>1st Half:</b> 5-10, 50.0%			<b>2nd Half:</b> 1-7, 14.3%				<b>Game:</b> 35.3%							
<b>FT %</b>	<b>1st Half:</b> 10-10, 100.0%			<b>2nd Half:</b> 5-5, 100.0%				<b>Game:</b> 100.0%							
<b>Deadball Rebounds:</b> 0															

Notre Dame	FG-A	3FG-A	FTA	REB	PF	TP	A	TO	BK	ST	MIN				
Jack Cooley	7-7	0-0	5-6	5-3-8	1	19	0	0	3	0	25				
Eric Atkins	4-7	1-3	4-6	2-2-4	1	13	9	0	0	2	29				
Alex Dragicevich	4-8	2-5	2-2	0-5-5	1	12	1	3	1	0	28				
Scott Martin	3-6	0-1	3-4	0-5-5	2	9	1	0	0	2	23				
Jerian Grant	5-10	3-4	2-2	0-2-2	1	15	7	0	0	1	31				
Patrick Crowley	2-3	1-1	0-0	1-0-1	0	5	1	0	0	0	4				
Pat Connaughton	1-4	1-2	2-2	0-2-2	1	5	0	0	0	0	20				
Tom Knight	3-4	0-0	3-4	0-1-1	1	9	2	1	0	0	11				
Joey Brooks	3-5	1-1	5-5	1-1-2	2	12	3	0	0	1	17				
Mike Broghammer	3-3	0-0	1-3	1-5-6	1	7	1	0	1	0	12				
Team				0-1-1											
<b>Totals</b>	<b>35-57</b>	<b>9-17</b>	<b>27-34</b>	<b>10-27-37</b>	<b>11</b>	<b>106</b>	<b>25</b>	<b>4</b>	<b>5</b>	<b>6</b>	<b>200</b>				
<b>Total FG%</b>	<b>1st Half:</b> 17-30, 56.7%			<b>2nd Half:</b> 18-27, 66.7%				<b>Game:</b> 61.4%							
<b>3-PT FG%</b>	<b>1st Half:</b> 3-8, 37.5%			<b>2nd Half:</b> 6-9, 66.7%				<b>Game:</b> 52.9%							
<b>FT %</b>	<b>1st Half:</b> 11-14, 78.6%			<b>2nd Half:</b> 16-20, 80.0%				<b>Game:</b> 79.4%							
<b>Deadball Rebounds:</b> 2															
<b>SCORE BY PERIODS</b>		<b>1</b>	<b>2</b>	<b>F</b>											
<b>Sacred Heart</b>		37	28	65											
<b>Notre Dame</b>		48	58	106											
<b>OFFICIALS:</b> John Gaffney, Chris Beaver, Tony Crisp															
<b>TECHNICALS:</b> Sacred Heart - None. Notre Dame - None.															
<b>ATTENDANCE:</b> 7,042															

**Notes:** This was the second meeting ever between the two schools ... Notre Dame improved its home win streak to 27 games, the second-longest in program history at Purcell Pavilion at the Joyce Center ... The Irish's season-high 106 points marked the first time the Irish topped the 100-point mark since Nov. 17, 2010 (a 102-62 win over Chicago State) and were the most points by a Notre Dame since a 108-62 victory against Northern Illinois on Dec. 8, 2007 ... Irish teams have now topped the 100-point plateau 14 times under Mike Brey ... Notre Dame had five players in double figures for the fifth time this season ... The 41-point margin of victory was the largest of the season ... The Irish shot a season-best 61.4 percent from the field ... Notre Dame's four turnovers were a season low, while its 25 assists were a season high ... Eric Atkins' nine assists matched a career high ... With his 19 points, Jack Cooley extended his double-figure scoring streak to a career-best four games ... Jerian Grant reached double figures for the 10th time ... Tom Knight's nine points were a career high.

Cincinnati 71, Notre Dame 55															
Cincinnati, Ohio (Fifth Third Arena)															
January 4, 2012 • BIG EAST															
Game #15	FG-A	3FG-A	FTA	REB	PF	TP	A	TO	BK	ST	MIN				
<b>Notre Dame</b>															
Jack Cooley	7-12	0-0	1-3	8-3-11	0	15	0	2	3	1	29				
Eric Atkins	3-10	2-5	0-0	0-3-3	1	8	2	2	0	2	40				
Alex Dragicevich	2-11	0-6	2-2	0-2-2	2	6	1	0	0	0	22				
Scott Martin	0-6	0-3	0-0	3-5-8	2	0	2	3	1	0	29				
Jerian Grant	5-12	2-8	5-5	0-2-2	3	17	4	3	0	1	37				
Patrick Crowley	0-0	0-0	0-0	0-0-0	0	0	0	0	0	0	0				
Pat Connaughton	2-6	1-5	0-0	1-3-4	3	5	0	1	0	0	15				
Tom Knight	2-4	0-0	0-1	1-2-3	1	4	0	2	0	0	12				
Joey Brooks	0-2	0-1	0-0	1-3-4	2	0	2	0	0	0	16				
Team				0-1-1											
<b>Totals</b>	<b>21-63</b>	<b>5-28</b>	<b>8-11</b>	<b>14-24-38</b>	<b>14</b>	<b>55</b>	<b>11</b>	<b>13</b>	<b>4</b>	<b>4</b>	<b>200</b>				
<b>Total FG%</b>	<b>1st Half:</b> 9-28, 32.1%			<b>2nd Half:</b> 12-35, 34.3%				<b>Game:</b> 33.3%							
<b>3-PT FG%</b>	<b>1st Half:</b> 1-10, 10.0%			<b>2nd Half:</b> 4-18, 22.2%				<b>Game:</b> 17.9%							
<b>FT %</b>	<b>1st Half:</b> 2-4, 50.0%			<b>2nd Half:</b> 6-7, 85.7%				<b>Game:</b> 72.7%							
<b>Deadball Rebounds:</b> 1,2															
<b>Cincinnati</b>															
Justin Jackson	1-4	0-2	3-4	2-5-7	2	5	0	1	0	0	23				
Cashmere Wright	4-9	0-2	1-3	0-2-2	3	9	5	1	0	5	27				
Dion Dixon	5-13	1-7	7-7	1-2-3	1	18	3	1	0	2	35				
Sean Kilpatrick	4-10	1-6	0-0	1-5-6	2	9	3	1	0	1	30				
Jaquon Parker	3-8	3-5	2-2	0-5-5	2	11	1	1	0	1	31				
Jeremiah Davis	4-6	2-3	0-2	0-0-0	0	10	0	0	0	0	15				
Cheikh Mbodj	0-0	0-0	0-0	0-2-2	1	0	0	0	1	0	7				
Ge'Lawn Guyn	1-3	1-2	0-0	0-1-1	0	3	0	0	0	2	9				
Jermaine Sanders	0-0	0-0	0-0	0-0-0	0	0	0	0	0	0	2				
Yancy Gates	3-4	0-0	0-0	3-5-8	4	6	1	2	3	0	21				
Team				2-2-4											
<b>Totals</b>	<b>25-57</b>	<b>8-27</b>	<b>13-18</b>	<b>9-29-38</b>	<b>15</b>	<b>71</b>	<b>13</b>	<b>9</b>	<b>4</b>	<b>11</b>	<b>200</b>				
<b>Total FG%</b>	<b>1st Half:</b> 13-31, 41.9%			<b>2nd Half:</b> 12-26, 46.2%				<b>Game:</b> 43.9%							
<b>3-PT FG%</b>	<b>1st Half:</b> 4-16, 25.0%			<b>2nd Half:</b> 4-11, 36.4%				<b>Game:</b> 29.6%							
<b>FT %</b>	<b>1st Half:</b> 1-2, 50.0%			<b>2nd Half:</b> 12-16, 75.0%				<b>Game:</b> 72.2%							
<b>Deadball Rebounds:</b> 2,1															
<b>SCORE BY PERIODS</b>		<b>1</b>	<b>2</b>	<b>F</b>											
<b>Notre Dame</b>		21	34	55											
<b>Cincinnati</b>		31	40	71											
<b>OFFICIALS:</b> Ed Corbett, Michael Stephens, Brent Hampton															
<b>TECHNICALS:</b> Notre Dame - None. Cincinnati - None.															
<b>ATTENDANCE:</b> 10,142															

**Notes:** This was the 12th meeting between the two schools ... Notre Dame leads the series 8-4 and the loss snapped a three-game win streak for the Irish ... Notre Dame has now lost the last three games it has played against the Bearcats in Cincinnati ... The Irish extended their streak with at least one three-pointer in a game to 423 ... Jack Cooley notched his third double-double of his career and notched double figures in scoring for the fifth time in the last six games ... He also recorded his fifth double-digit rebounding effort of the season and has led the Irish rebounding 10 times ... Jerian Grant recorded double figures in scoring for the 12th time and has scored in double figures in each of the last four games ... Scott Martin's eight rebounds matched a season high.

Notre Dame 72, #22/22 Pittsburgh 59															
Notre Dame, Ind. (Purcell Pavilion)															
December 27, 2011 • BIG EAST															
Game #14	FG-A	3FG-A	FTA	REB	PF	TP	A	TO	BK	ST	MIN				
<b>Pittsburgh</b>															
Dante Taylor	2-3	0-0	0-0	0-4-4	4	4	1	1	0	1	13				
Nasir Robinson	5-12	0-0	2-4	2-4-6	2	12	2	1	0	0	34				
Cameron Wright	2-4	0-0	1-2	2-0-2	0	5	0	1	0	0	14				
Ashton Gibbs	5-10	0-2	2-2	2-0-2	3	12	5	0	0	0	32				
Lamar Patterson	3-8	0-2	2-2	1-5-6	3	8	1	2	0	1	28				
Tray Woodall	0-5	0-3	0-0	0-0-0	0	0	2	2	0	0	18				
John Johnson	2-5	1-4	0-0	0-0-0	4	5	3	0	0	2	18				
Talib Zanna	5-10	0-0	3-4	8-4-12	2	13	0	2	1	0	28				
J.J. Moore	0-3	0-3	0-0	1-2-3	2	0	0	0	0	0	15				
Team				1-3-4											
<b>Totals</b>	<b>24-60</b>	<b>1-14</b>	<b>10-14</b>	<b>17-22-39</b>	<b>20</b>	<b>59</b>	<b>14</b>	<b>9</b>	<b>1</b>	<b>4</b>	<b>200</b>				
<b>Total FG%</b>	<b>1st Half:</b> 10-29, 34.5%			<b>2nd Half:</b> 14-31, 45.2%				<b>Game:</b> 40.0%							
<b>3-PT FG%</b>	<b>1st Half:</b> 0-5, 0.0%			<b>2nd Half:</b> 1-9, 11.1%				<b>Game:</b> 7.1%							
<b>FT %</b>	<b>1st Half:</b> 6-8, 75.0%			<b>2nd Half:</b> 4-6, 66.7%				<b>Game:</b> 71.4%							
<b>Deadball Rebounds:</b> 3															

Notre Dame	FG-A	3FG-A	FTA	REB	PF	TP	A	TO	BK	ST	MIN				
Jack Cooley	3-7	0-0	2-4	5-9-14	3	8	1	1	2	1	32				
Eric Atkins	5-8	0-1	5-7	3-2-5	2	15	4	0	0	2	40				
Alex Dragicevich	8-1														



2011-12 Notre Dame Men's Basketball  
 Notre Dame Combined Team Statistics (as of Jan 07, 2012)  
 All games

RECORD:	OVERALL	HOME	AWAY	NEUTRAL
ALL GAMES	10-6	9-0	1-2	0-4
CONFERENCE	2-1	1-0	1-1	0-0
NON-CONFERENCE	8-5	8-0	0-1	0-4

##	Player	gp-gs	min	avg	Total		3-Point		F-Throw		Rebounds				pf	dq	a	to	blk	stl	pts	avg
					fg-fga	fg%	3fg-fga	3fg%	ft-fa	ft%	off	def	tot	avg								
21	ABROMAITIS, Tim	2-2	76	38.0	10-30	.333	0-11	.000	8-9	.889	2	12	14	7.0	7	1	5	6	0	1	28	14.0
00	ATKINS, Eric	14-14	525	37.5	58-143	.406	20-47	.426	55-70	.786	13	33	46	3.3	24	0	51	32	0	18	191	13.6
22	GRANT, Jerian	16-15	545	34.1	64-141	.454	26-67	.388	60-76	.789	7	48	55	3.4	25	0	73	22	3	21	214	13.4
45	COOLEY, Jack	15-13	367	24.5	56-95	.589	0-0	.000	43-59	.729	55	72	127	8.5	34	1	13	22	22	12	155	10.3
12	DRAGICEVICH, Alex	16-8	369	23.1	45-109	.413	22-69	.319	24-34	.706	6	30	36	2.3	21	0	22	15	7	1	136	8.5
14	MARTIN, Scott	15-15	467	31.1	43-130	.331	12-61	.197	26-38	.684	14	69	83	5.5	38	1	21	26	7	15	124	8.3
24	CONNAUGHTON, Pat	16-3	352	22.0	36-84	.429	15-43	.349	19-25	.760	14	47	61	3.8	18	0	12	10	1	5	106	6.6
32	BROOKS, Joey	15-7	271	18.1	27-64	.422	6-12	.500	23-37	.622	11	33	44	2.9	29	1	20	11	3	3	83	5.5
25	KNIGHT, Tom	13-3	154	11.8	24-47	.511	0-0	.000	11-18	.611	7	12	19	1.5	17	0	9	6	9	5	59	4.5
33	BROGHAMMER, Mike	15-0	112	7.5	18-26	.692	0-0	.000	2-11	.182	13	17	30	2.0	21	1	7	7	8	4	38	2.5
04	CROWLEY, Patrick	7-0	12	1.7	2-8	.250	1-3	.333	0-0	.000	1	1	2	0.3	0	0	1	1	0	1	5	0.7
Team											21	19	40				2					
Total.....		16	3250		383-877	.437	102-313	.326	271-377	.719	164	393	557	34.8	234	5	234	160	60	86	1139	71.2
Opponents.....		16	3250		383-921	.416	93-272	.342	183-256	.715	173	390	563	35.2	317	-	205	185	43	88	1042	65.1

TEAM STATISTICS	ND	OPP	Date	Opponent	Score	Att.
SCORING	1139	1042	11-12-11	MISS. VALLEY STATE	w 80-67	7087
Points per game	71.2	65.1	@ 11-14-11	DETROIT	w 59-53	6720
Scoring margin	+6.1	-	@ 11-16-11	SAM HOUSTON STATE	w 74-41	6614
FIELD GOALS-ATT	383-877	383-921	11-18-11	DELAWARE STATE	w 93-69	8826
Field goal pct	.437	.416	@ 11-21-11	vs Missouri	L 58-87	11436
3 POINT FG-ATT	102-313	93-272	@ 11-22-11	vs Georgia	L 57-61	10747
3-point FG pct	.326	.342	11-27-11	BRYANT	w 84-59	7138
3-pt FG made per game	6.4	5.8	11-30-11	at GONZAGA BULLDOGS	L 53-73	6000
FREE THROWS-ATT	271-377	183-256	\$ 12-4-11	vs Maryland	L 71-78	10714
Free throw pct	.719	.715	12-08-11	MAINE	w 87-78	7024
F-Throws made per game	16.9	11.4	12-10-11	DARTMOUTH	w 65-47	7651
REBOUNDS	557	563	^ 12-17-11	vs Indiana	L 58-69	19064
Rebounds per game	34.8	35.2	12-19-11	SACRED HEART	w 106-65	7042
Rebounding margin	-0.4	-	* 12-27-11	PITTSBURGH	w 72-59	8231
ASSISTS	234	205	* 1-4-12	at Cincinnati	L 55-71	10142
Assists per game	14.6	12.8	* 1-7-12	at LOUISVILLE	wo2 67-65	22687
TURNOVERS	160	185				
Turnovers per game	10.0	11.6				
Turnover margin	+1.6	-				
Assist/turnover ratio	1.5	1.1				
STEALS	86	88				
Steals per game	5.4	5.5				
BLOCKS	60	43				
Blocks per game	3.8	2.7				
ATTENDANCE	66333	90790				
Home games-Avg/Game	9-7370	3-12943				
Neutral site-Avg/Game	-	4-12990				

@ = CBE Classic  
 \$ = BB&T Classic  
 ^ = Crossroads Classic  
 \* = Conference game

Score by Periods	1st	2nd	OT	OT2	Totals
Notre Dame	531	591	8	9	1139
Opponents	501	526	8	7	1042

2011-12 Notre Dame Men's Basketball  
 Notre Dame Combined Team Statistics (as of Jan 07, 2012)  
 Conference games

RECORD:	OVERALL	HOME	AWAY	NEUTRAL
ALL GAMES	2-1	1-0	1-1	0-0
CONFERENCE	2-1	1-0	1-1	0-0
NON-CONFERENCE	0-0	0-0	0-0	0-0

##	Player	gp-gs	min	avg	Total		3-Point		F-Throw		Rebounds				pf	dq	a	to	blk	stl	pts	avg
					fg-fga	fg%	3fg-fga	3fg%	ft-fta	ft%	off	def	tot	avg								
22	GRANT, Jerian	3-3	117	39.0	14-37	.378	8-23	.348	13-17	.765	1	5	6	2.0	5	0	16	5	0	5	49	16.3
45	COOLEY, Jack	3-3	104	34.7	16-31	.516	0-0	.000	9-14	.643	18	17	35	11.7	6	0	2	4	6	3	41	13.7
00	ATKINS, Eric	3-3	130	43.3	12-34	.353	3-13	.231	11-15	.733	6	10	16	5.3	6	0	7	5	0	4	38	12.7
12	DRAGICEVICH, Alex	3-3	76	25.3	10-28	.357	4-16	.250	4-6	.667	1	4	5	1.7	7	0	2	3	0	0	28	9.3
14	MARTIN, Scott	3-3	108	36.0	6-27	.222	0-14	.000	3-3	1.000	6	20	26	8.7	7	0	7	6	2	4	15	5.0
25	KNIGHT, Tom	2-0	26	13.0	5-9	.556	0-0	.000	0-1	.000	2	2	4	2.0	2	0	0	2	2	0	10	5.0
24	CONNAUGHTON, Pat	3-0	34	11.3	3-7	.429	1-5	.200	0-0	.000	1	3	4	1.3	4	0	2	2	0	0	7	2.3
32	BROOKS, Joey	3-0	47	15.7	1-5	.200	1-2	.500	1-2	.500	2	6	8	2.7	7	1	3	1	0	0	4	1.3
33	BROGHAMMER, Mike	2-0	8	4.0	1-1	1.000	0-0	.000	0-0	.000	0	0	0	0.0	4	0	0	1	1	0	2	1.0
04	CROWLEY, Patrick	1-0	0	0.0	0-0	.000	0-0	.000	0-0	.000	0	0	0	0.0	0	0	0	0	0	0	0	0.0
Team											3	1	4				1					
Total.....		3	650		68-179	.380	17-73	.233	41-58	.707	40	68	108	36.0	48	1	39	30	11	16	194	64.7
Opponents.....		3	650		71-169	.420	13-54	.241	40-59	.678	37	82	119	39.7	60	-	36	36	10	23	195	65.0

TEAM STATISTICS	ND	OPP	Date	Opponent	Score	Att.
SCORING	194	195	* 12-27-11	PITTSBURGH	w 72-59	8231
Points per game	64.7	65.0	* 1-4-12	at Cincinnati	L 55-71	10142
Scoring margin	-0.3	-	* 1-7-12	at LOUISVILLE	Wo2 67-65	22687
FIELD GOALS-ATT	68-179	71-169				
Field goal pct	.380	.420				
3 POINT FG-ATT	17-73	13-54				
3-point FG pct	.233	.241				
3-pt FG made per game	5.7	4.3				
FREE THROWS-ATT	41-58	40-59				
Free throw pct	.707	.678				
F-Throws made per game	13.7	13.3				
REBOUNDS	108	119				
Rebounds per game	36.0	39.7				
Rebounding margin	-3.7	-				
ASSISTS	39	36				
Assists per game	13.0	12.0				
TURNOVERS	30	36				
Turnovers per game	10.0	12.0				
Turnover margin	+2.0	-				
Assist/turnover ratio	1.3	1.0				
STEALS	16	23				
Steals per game	5.3	7.7				
BLOCKS	11	10				
Blocks per game	3.7	3.3				
ATTENDANCE	8231	32829				
Home games-Avg/Game	1-8231	2-16414				
Neutral site-Avg/Game	-	0-0				

@ = CBE Classic  
 \$ = BB&T Classic  
 ^ = Crossroads Classic  
 \* = Conference game

Score by Periods	1st	2nd	OT	OT2	Totals
Notre Dame	70	107	8	9	194
Opponents	85	95	8	7	195

2011-12 Notre Dame Men's Basketball  
 Notre Dame Season Schedule/Results & Leaders (as of Jan 07, 2012)  
 All games

RECORD:	OVERALL	HOME	AWAY	NEUTRAL
ALL GAMES	10-6	9-0	1-2	0-4
CONFERENCE	2-1	1-0	1-1	0-0
NON-CONFERENCE	8-5	8-0	0-1	0-4

Date	Opponent	Score	Att.	High Points	High Rebounds
11-12-11	MISS. VALLEY STATE	w 80-67	7087	(27)ATKINS, Eric	(10)COOLEY, Jack
11-14-11	@DETROIT	w 59-53	6720	(13)BROOKS, Joey (13)ATKINS, Eric	(9)CONNAUGHTON, Pat (9)BROOKS, Joey
11-16-11	@SAM HOUSTON STATE	w 74-41	6614	(24)CONNAUGHTON, Pat	(6)GRANT, Jerian (6)COOLEY, Jack
11-18-11	DELAWARE STATE	w 93-69	8826	(23)MARTIN, Scott	(17)COOLEY, Jack
11-21-11	@vs Missouri	58-87 L	11436	(22)ABROMAITIS, Tim	(8)ABROMAITIS, Tim
11-22-11	@vs Georgia	57-61 L	10747	(20)GRANT, Jerian	(6)COOLEY, Jack (6)ABROMAITIS, Tim
11-27-11	BRYANT	w 84-59	7138	(18)ATKINS, Eric	(11)GRANT, Jerian
11-30-11	at GONZAGA BULLDOGS	53-73 L	6000	(16)GRANT, Jerian	(6)COOLEY, Jack
12-4-11	\$vs Maryland	71-78 L	10714	(20)GRANT, Jerian	(7)BROGHAMMER, Mike
12-08-11	MAINE	w 87-78	7024	(26)ATKINS, Eric	(14)COOLEY, Jack
12-10-11	DARTMOUTH	w 65-47	7651	(22)COOLEY, Jack	(9)COOLEY, Jack
12-17-11	^vs Indiana	58-69 L	19064	(15)ATKINS, Eric	(7)MARTIN, Scott
12-19-11	SACRED HEART	w 106-65	7042	(19)COOLEY, Jack	(8)COOLEY, Jack
12-27-11	*PITTSBURGH	w 72-59	8231	(22)DRAGICEVICH, Alex	(14)COOLEY, Jack
1-4-12	*at Cincinnati	55-71 L	10142	(17)GRANT, Jerian	(11)COOLEY, Jack
1-7-12	*at LOUISVILLE	W62 67-65	22687	(18)COOLEY, Jack	(12)MARTIN, Scott

@ = CBE Classic  
 \$ = BB&T Classic  
 ^ = Crossroads Classic  
 \* = Conference game

Attendance Summary	Games	Attend	Avg/Game
Home	9	66333	7370
Away	3	38829	12943
Neutral	4	51961	12990
Total	16	157123	9820

2011-12 Notre Dame Men's Basketball  
 Notre Dame Extended Season Box Score (as of Jan 07, 2012)  
 All games

RECORD:	OVERALL	HOME	AWAY	NEUTRAL
ALL GAMES	10-6	9-0	1-2	0-4
CONFERENCE	2-1	1-0	1-1	0-0
NON-CONFERENCE	8-5	8-0	0-1	0-4

##	Player	gp-gs	min	avg	Total		3-Point		F-Throw		Rebounds				pf	dq	a	a/g	to	to/g	a/to	blk	blk/g	stl	stl/g	pts	avg
					fg-fga	fg%	3fg-fga	3fg%	ft-fa	ft%	off	def	tot	avg													
21	ABROMAITIS, Tim	2-2	76	38.0	10-30	.333	0-11	.000	8-9	.889	2	12	14	7.0	7	1	5	2.50	6	3.00	0.83	0	0.00	1	0.50	28	14.0
00	ATKINS, Eric	14-14	525	37.5	58-143	.406	20-47	.426	55-70	.786	13	33	46	3.3	24	0	51	3.64	32	2.29	1.59	0	0.00	18	1.29	191	13.6
22	GRANT, Jerian	16-15	545	34.1	64-141	.454	26-67	.388	60-76	.789	7	48	55	3.4	25	0	73	4.56	22	1.38	3.32	3	0.19	21	1.31	214	13.4
45	COOLEY, Jack	15-13	367	24.5	56-95	.589	0-0	.000	43-59	.729	55	72	127	8.5	34	1	13	0.87	22	1.47	0.59	22	1.47	12	0.80	155	10.3
12	DRAGICEVICH, Alex	16-8	369	23.1	45-109	.413	22-69	.319	24-34	.706	6	30	36	2.3	21	0	22	1.38	15	0.94	1.47	7	0.44	1	0.06	136	8.5
14	MARTIN, Scott	15-15	467	31.1	43-130	.331	12-61	.197	26-38	.684	14	69	83	5.5	38	1	21	1.40	26	1.73	0.81	7	0.47	15	1.00	124	8.3
24	CONNAUGHTON, Pat	16-3	352	22.0	36-84	.429	15-43	.349	19-25	.760	14	47	61	3.8	18	0	12	0.75	10	0.63	1.20	1	0.06	5	0.31	106	6.6
32	BROOKS, Joey	15-7	271	18.1	27-64	.422	6-12	.500	23-37	.622	11	33	44	2.9	29	1	20	1.33	11	0.73	1.82	3	0.20	3	0.20	83	5.5
25	KNIGHT, Tom	13-3	154	11.8	24-47	.511	0-0	.000	11-18	.611	7	12	19	1.5	17	0	9	0.69	6	0.46	1.50	9	0.69	5	0.38	59	4.5
33	BROGHAMMER, Mike	15-0	112	7.5	18-26	.692	0-0	.000	2-11	.182	13	17	30	2.0	21	1	7	0.47	7	0.47	1.00	8	0.53	4	0.27	38	2.5
04	CROWLEY, Patrick	7-0	12	1.7	2-8	.250	1-3	.333	0-0	.000	1	1	2	0.3	0	0	1	0.14	1	0.14	1.00	0	0.00	1	0.14	5	0.7
Total.....		16	3250		383-877	.437	102-313	.326	271-377	.719	164	393	557	34.8	234	5	234	14.63	160	10.00	1.46	60	3.75	86	5.38	1139	71.2
Opponents.....		16	3250		383-921	.416	93-272	.342	183-256	.715	173	390	563	35.2	317	-	205	12.81	185	11.56	1.11	43	2.69	88	5.50	1042	65.1

Score by Periods	1st	2nd	OT	OT2	Totals
Notre Dame	531	591	8	9	1139
Opponents	501	526	8	7	1042

2011-12 Notre Dame Men's Basketball  
 Notre Dame Overall Team Statistics (as of Jan 07, 2012)  
 All games

TEAM STATISTICS	ND	OPP
SCORING	1139	1042
Points per game	71.2	65.1
Scoring margin	+6.1	-
FIELD GOALS-ATT	383-877	383-921
Field goal pct	.437	.416
3 POINT FG-ATT	102-313	93-272
3-point FG pct	.326	.342
3-pt FG made per game	6.4	5.8
FREE THROWS-ATT	271-377	183-256
Free throw pct	.719	.715
F-Throws made per game	16.9	11.4
REBOUNDS	557	563
Rebounds per game	34.8	35.2
Rebounding margin	-0.4	-
ASSISTS	234	205
Assists per game	14.6	12.8
TURNOVERS	160	185
Turnovers per game	10.0	11.6
Turnover margin	+1.6	-
Assist/turnover ratio	1.5	1.1
STEALS	86	88
Steals per game	5.4	5.5
BLOCKS	60	43
Blocks per game	3.8	2.7
WINNING STREAK	1	-
Home win streak	9	-
ATTENDANCE	66333	90790
Home games-Avg/Game	9-7370	3-12943
Neutral site-Avg/Game	-	4-12990

Score by Periods	1st	2nd	OT	OT2	Totals
Notre Dame	531	591	8	9	1139
Opponents	501	526	8	7	1042

2011-12 Notre Dame Men's Basketball  
 Notre Dame Team Game-by-Game Comparison (as of Jan 07, 2012)  
 All games

Opponent	1st	2nd	Score	Mar	Total FG	FG Pct	3-Pointers	3FG Pct	Free Throws	FT Pct	Rebounds	Assist	T/Over	Block	Steal	Fouls
MISS. VALLEY STATE	38/30	42/37	80-67	+13	24-54/28-63	.444/.444	8-19/8-23	.421/.348	24-29/3-8	.828/.375	39/30 +9	19/16	11/12	2/0	5/5	12/23
DETROIT	28/31	31/22	59-53	+6	19-47/21-68	.404/.309	4-15/6-21	.267/.286	17-31/5-8	.548/.625	42/44 (2)	12/13	13/12	3/7	4/5	12/26
SAM HOUSTON STATE	38/16	36/25	74-41	+33	27-51/18-53	.529/.340	10-19/3-15	.526/.200	10-20/2-5	.500/.400	32/34 (2)	21/11	9/18	3/1	10/3	10/17
DELAWARE STATE	43/30	50/39	93-69	+24	30-61/22-54	.492/.407	11-23/8-17	.478/.471	22-28/17-26	.786/.654	46/24 +22	20/12	9/8	1/7	1/6	17/22
Missouri	37/52	21/35	58-87	(29)	20-54/32-55	.370/.582	4-16/5-11	.250/.455	14-19/18-21	.737/.857	24/38 (14)	8/12	13/8	1/5	5/10	16/17
Georgia	29/31	28/30	57-61	(4)	16-46/22-53	.348/.415	4-20/12-26	.200/.462	21-28/5-11	.750/.455	23/37 (14)	7/14	8/14	3/3	7/5	16/22
BRYANT	47/28	37/31	84-59	+25	31-64/23-65	.484/.354	11-25/6-26	.440/.231	11-15/7-11	.733/.636	46/33 +13	24/12	10/9	3/1	4/4	11/14
GONZAGA BULLDOGS	22/35	31/38	53-73	(20)	20-52/28-61	.385/.459	2-14/6-15	.143/.400	11-18/11-15	.611/.733	32/40 (8)	6/16	17/13	3/3	8/10	16/17
Maryland	30/35	41/43	71-78	(7)	24-55/23-54	.436/.426	7-21/7-10	.333/.700	16-22/25-35	.727/.714	30/40 (10)	10/9	7/8	4/2	3/1	22/16
MAINE	44/41	43/37	87-78	+9	29-56/34-63	.518/.540	8-20/6-16	.400/.375	21-28/4-5	.750/.800	34/26 +8	18/19	10/9	5/0	3/7	8/20
DARTMOUTH	37/24	28/23	65-47	+18	24-59/15-50	.407/.300	3-20/4-14	.150/.286	14-15/13-15	.933/.867	36/34 +2	16/10	7/15	11/1	8/4	15/15
Indiana	20/26	38/43	58-69	(11)	16-42/24-57	.381/.421	4-11/3-7	.364/.429	22-32/18-22	.688/.818	28/40 (12)	9/9	12/11	5/2	6/4	20/25
SACRED HEART	48/37	58/28	106-65	+41	35-57/22-56	.614/.393	9-17/6-17	.529/.353	27-34/15-15	.794/1000	37/24 +13	25/16	4/12	5/1	6/1	11/23
PITTSBURGH	25/26	47/33	72-59	+13	27-53/24-60	.509/.400	7-19/1-14	.368/.071	11-18/10-14	.611/.714	30/39 (9)	18/14	6/9	4/1	5/4	14/20
Cincinnati	21/31	34/40	55-71	(16)	21-63/25-57	.333/.439	5-28/8-27	.179/.296	8-11/13-18	.727/.722	38/38 -	11/13	13/9	4/4	4/11	14/15
LOUISVILLE	24/28	26/22	67-65	+2	20-63/22-52	.317/.423	5-26/4-13	.192/.308	22-29/17-27	.759/.630	40/42 (2)	10/9	11/18	3/5	7/8	20/25

Note: Game totals are displayed in the format TEAM/OPPONENT for each category

2011-12 Notre Dame Men's Basketball  
 Notre Dame Points-Rebounds-Assists (as of Jan 07, 2012)  
 All games

Opponent	Date	Score		00	04	12	14	21	22	24
				ATKINS,ERI	CROWLEY,PA	DRAGICEVIC	MARTIN,SCO	ABROMAITIS	GRANT,JERI	CONNAUGHTO
MISS. VALLEY STATE	11-12-11	80-67	w	27-4-6	0-0-0	7-4-2	15-5-2	DNP	11-2-5	2-4-0
DETROIT	11-14-11	59-53	w	13-2-4	DNP	2-2-1	3-6-0	DNP	11-2-3	10-9-0
SAM HOUSTON STATE	11-16-11	74-41	w	DNP	0-1-0	7-3-3	11-5-1	DNP	17-6-7	24-5-1
DELAWARE STATE	11-18-11	93-69	w	DNP	0-0-0	18-3-7	23-5-3	DNP	17-4-6	9-7-2
vs Missouri	11-21-11	58-87	L	7-1-1	DNP	0-0-0	12-5-1	22-8-3	6-1-2	7-5-0
vs Georgia	11-22-11	57-61	L	12-2-1	DNP	0-0-0	6-3-0	6-6-2	20-5-4	11-0-0
BRYANT	11-27-11	84-59	w	18-4-9	0-0-0	13-4-0	12-8-0	DNP	12-11-7	2-3-3
at GONZAGA BULLDOGS	11-30-11	53-73	L	6-3-1	DNP	3-3-0	1-4-0	DNP	16-1-3	11-3-0
vs Maryland	12-4-11	71-78	L	16-2-2	DNP	8-0-1	7-4-3	DNP	20-4-3	9-6-0
MAINE	12-08-11	87-78	w	26-2-6	DNP	14-2-3	4-0-1	DNP	6-4-2	4-5-0
DARTMOUTH	12-10-11	65-47	w	0-4-3	0-0-0	15-3-2	DNP	DNP	0-3-4	3-4-3
vs Indiana	12-17-11	58-69	L	15-2-2	DNP	9-2-0	6-7-2	DNP	14-4-4	2-4-1
SACRED HEART	12-19-11	106-65	w	13-4-9	5-1-1	12-5-1	9-5-1	DNP	15-2-7	5-2-0
PITTSBURGH	12-27-11	72-59	w	15-5-4	DNP	22-2-0	4-6-2	DNP	15-1-9	2-0-2
at Cincinnati	1-4-12	55-71	L	8-3-2	0-0-0	6-2-1	0-8-2	DNP	17-2-4	5-4-0
at LOUISVILLE	1-7-12	67-65	w	15-8-1	DNP	0-1-1	11-12-3	DNP	17-3-3	0-0-0

Opponent	Date	Score		25	32	33	45
				KNIGHT,TOM	BROOKS,JOE	BROGHAMME	COOLEY,JAC
MISS. VALLEY STATE	11-12-11	80-67	w	0-2-0	9-4-3	6-2-0	3-10-1
DETROIT	11-14-11	59-53	w	0-1-0	13-9-2	0-0-0	7-8-2
SAM HOUSTON STATE	11-16-11	74-41	w	7-1-2	0-1-1	2-2-2	6-6-4
DELAWARE STATE	11-18-11	93-69	w	6-0-0	DNP	9-5-1	11-17-1
vs Missouri	11-21-11	58-87	L	DNP	4-1-1	0-1-0	0-1-0
vs Georgia	11-22-11	57-61	L	DNP	0-0-0	0-0-0	2-6-0
BRYANT	11-27-11	84-59	w	4-0-1	13-6-2	6-4-1	4-2-1
at GONZAGA BULLDOGS	11-30-11	53-73	L	4-3-1	6-5-1	0-0-0	6-6-0
vs Maryland	12-4-11	71-78	L	4-0-0	7-3-1	0-7-0	DNP
MAINE	12-08-11	87-78	w	7-2-2	2-1-1	2-1-2	22-14-1
DARTMOUTH	12-10-11	65-47	w	8-5-1	13-4-2	4-2-0	22-9-1
vs Indiana	12-17-11	58-69	L	0-0-0	0-0-0	0-0-0	12-5-0
SACRED HEART	12-19-11	106-65	w	9-1-2	12-2-3	7-6-1	19-8-0
PITTSBURGH	12-27-11	72-59	w	6-1-0	0-0-0	0-0-0	8-14-1
at Cincinnati	1-4-12	55-71	L	4-3-0	0-4-2	DNP	15-11-0
at LOUISVILLE	1-7-12	67-65	w	DNP	4-4-1	2-0-0	18-10-1

2011-12 Notre Dame Men's Basketball  
 Notre Dame Team High/Low Analysis (as of Jan 07, 2012)  
 All games

Notre Dame - TEAM GAME HIGHS

POINTS	106	SACRED HEART (12-19-11)
	93	DELAWARE STATE (11-18-11)
	87	MAINE (12-08-11)
	84	BRYANT (11-27-11)
	80	MISS. VALLEY STATE (11-12-11)
FIELD GOALS MADE	35	SACRED HEART (12-19-11)
	31	BRYANT (11-27-11)
FIELD GOAL ATTEMPTS	64	BRYANT (11-27-11)
	63	at LOUISVILLE (1-7-12)
	63	at Cincinnati (1-4-12)
FIELD GOAL PERCENTAGE	.614 (35-57)	SACRED HEART (12-19-11)
	.529 (27-51)	SAM HOUSTON STATE (11-16-11)
3 PT FIELD GOALS MADE	11	BRYANT (11-27-11)
	11	DELAWARE STATE (11-18-11)
3 PT FG ATTEMPTS	28	at Cincinnati (1-4-12)
	26	at LOUISVILLE (1-7-12)
3 PT FG PERCENTAGE	.529 (9-17)	SACRED HEART (12-19-11)
	.526 (10-19)	SAM HOUSTON STATE (11-16-11)
FREE THROWS MADE	27	SACRED HEART (12-19-11)
	24	MISS. VALLEY STATE (11-12-11)
FREE THROW ATTEMPTS	34	SACRED HEART (12-19-11)
	32	vs Indiana (12-17-11)
FREE THROW PERCENTAGE	.933 (14-15)	DARTMOUTH (12-10-11)
	.828 (24-29)	MISS. VALLEY STATE (11-12-11)
REBOUNDS	46	BRYANT (11-27-11)
	46	DELAWARE STATE (11-18-11)
ASSISTS	25	SACRED HEART (12-19-11)
	24	BRYANT (11-27-11)
STEALS	10	SAM HOUSTON STATE (11-16-11)
	8	DARTMOUTH (12-10-11)
	8	at GONZAGA BULLDOGS (11-30-11)
BLOCKED SHOTS	11	DARTMOUTH (12-10-11)
	5	SACRED HEART (12-19-11)
	5	vs Indiana (12-17-11)
	5	MAINE (12-08-11)
TURNOVERS	17	at GONZAGA BULLDOGS (11-30-11)
	13	at Cincinnati (1-4-12)
	13	vs Missouri (11-21-11)
	13	DETROIT (11-14-11)
FOULS	22	vs Maryland (12-4-11)
	20	at LOUISVILLE (1-7-12)
	20	vs Indiana (12-17-11)



2011-12 Notre Dame Men's Basketball  
 Notre Dame High/Low Analysis (as of Jan 07, 2012)  
 All games

Opponent - GAME HIGHS

POINTS	87		vs Missouri (11-21-11)
	78		MAINE (12-08-11)
	78		vs Maryland (12-4-11)
	73		at GONZAGA BULLDOGS (11-30-11)
	71		at Cincinnati (1-4-12)
FIELD GOALS MADE	34		MAINE (12-08-11)
	32		vs Missouri (11-21-11)
FIELD GOAL ATTEMPTS	68		DETROIT (11-14-11)
	65		BRYANT (11-27-11)
FIELD GOAL PERCENTAGE	.582	(32-55)	vs Missouri (11-21-11)
	.540	(34-63)	MAINE (12-08-11)
3 PT FIELD GOALS MADE	12		vs Georgia (11-22-11)
	8		at Cincinnati (1-4-12)
	8		DELAWARE STATE (11-18-11)
	8		MISS. VALLEY STATE (11-12-11)
3 PT FG ATTEMPTS	27		at Cincinnati (1-4-12)
	26		BRYANT (11-27-11)
	26		vs Georgia (11-22-11)
3 PT FG PERCENTAGE	.700	(7-10)	vs Maryland (12-4-11)
	.471	(8-17)	DELAWARE STATE (11-18-11)
FREE THROWS MADE	25		vs Maryland (12-4-11)
	18		vs Indiana (12-17-11)
	18		vs Missouri (11-21-11)
FREE THROW ATTEMPTS	35		vs Maryland (12-4-11)
	27		at LOUISVILLE (1-7-12)
FREE THROW PERCENTAGE	1.000	(15-15)	SACRED HEART (12-19-11)
	.867	(13-15)	DARTMOUTH (12-10-11)
REBOUNDS	44		DETROIT (11-14-11)
	42		at LOUISVILLE (1-7-12)
ASSISTS	19		MAINE (12-08-11)
	16		SACRED HEART (12-19-11)
	16		at GONZAGA BULLDOGS (11-30-11)
	16		MISS. VALLEY STATE (11-12-11)
STEALS	11		at Cincinnati (1-4-12)
	10		at GONZAGA BULLDOGS (11-30-11)
	10		vs Missouri (11-21-11)
BLOCKED SHOTS	7		DELAWARE STATE (11-18-11)
	7		DETROIT (11-14-11)
TURNOVERS	18		at LOUISVILLE (1-7-12)
	18		SAM HOUSTON STATE (11-16-11)
FOULS	26		DETROIT (11-14-11)
	25		at LOUISVILLE (1-7-12)
	25		vs Indiana (12-17-11)

2011-12 Notre Dame Men's Basketball  
 Notre Dame High/Low Analysis (as of Jan 07, 2012)  
 All games

Notre Dame - GAME LOWS

POINTS	53		at GONZAGA BULLDOGS (11-30-11)
	55		at Cincinnati (1-4-12)
	57		vs Georgia (11-22-11)
	58		vs Missouri (11-21-11)
	58		vs Indiana (12-17-11)
FIELD GOALS MADE	16		vs Georgia (11-22-11)
	16		vs Indiana (12-17-11)
FIELD GOAL ATTEMPTS	42		vs Indiana (12-17-11)
	46		vs Georgia (11-22-11)
FIELD GOAL PERCENTAGE	.317	(20-63)	at LOUISVILLE (1-7-12)
	.333	(21-63)	at Cincinnati (1-4-12)
3 PT FIELD GOALS MADE	2		at GONZAGA BULLDOGS (11-30-11)
	3		DARTMOUTH (12-10-11)
3 PT FG ATTEMPTS	11		vs Indiana (12-17-11)
	14		at GONZAGA BULLDOGS (11-30-11)
3 PT FG PERCENTAGE	.143	(2-14)	at GONZAGA BULLDOGS (11-30-11)
	.150	(3-20)	DARTMOUTH (12-10-11)
FREE THROWS MADE	8		at Cincinnati (1-4-12)
	10		SAM HOUSTON STATE (11-16-11)
FREE THROW ATTEMPTS	11		at Cincinnati (1-4-12)
	15		BRYANT (11-27-11)
	15		DARTMOUTH (12-10-11)
FREE THROW PERCENTAGE	.500	(10-20)	SAM HOUSTON STATE (11-16-11)
	.548	(17-31)	DETROIT (11-14-11)
REBOUNDS	23		vs Georgia (11-22-11)
	24		vs Missouri (11-21-11)
ASSISTS	6		at GONZAGA BULLDOGS (11-30-11)
	7		vs Georgia (11-22-11)
STEALS	1		DELAWARE STATE (11-18-11)
	3		vs Maryland (12-4-11)
	3		MAINE (12-08-11)
BLOCKED SHOTS	1		DELAWARE STATE (11-18-11)
	1		vs Missouri (11-21-11)
TURNOVERS	4		SACRED HEART (12-19-11)
	6		PITTSBURGH (12-27-11)
FOULS	8		MAINE (12-08-11)
	10		SAM HOUSTON STATE (11-16-11)

2011-12 Notre Dame Men's Basketball  
 Notre Dame High/Low Analysis (as of Jan 07, 2012)  
 All games

Opponent - GAME LOWS

POINTS	41		SAM HOUSTON STATE (11-16-11)
	47		DARTMOUTH (12-10-11)
	53		DETROIT (11-14-11)
	59		BRYANT (11-27-11)
	59		PITTSBURGH (12-27-11)
FIELD GOALS MADE	15		DARTMOUTH (12-10-11)
	18		SAM HOUSTON STATE (11-16-11)
FIELD GOAL ATTEMPTS	50		DARTMOUTH (12-10-11)
	52		at LOUISVILLE (1-7-12)
FIELD GOAL PERCENTAGE	.300	(15-50)	DARTMOUTH (12-10-11)
	.309	(21-68)	DETROIT (11-14-11)
3 PT FIELD GOALS MADE	1		PITTSBURGH (12-27-11)
	3		SAM HOUSTON STATE (11-16-11)
	3		vs Indiana (12-17-11)
3 PT FG ATTEMPTS	7		vs Indiana (12-17-11)
	10		vs Maryland (12-4-11)
3 PT FG PERCENTAGE	.071	(1-14)	PITTSBURGH (12-27-11)
	.200	(3-15)	SAM HOUSTON STATE (11-16-11)
FREE THROWS MADE	2		SAM HOUSTON STATE (11-16-11)
	3		MISS. VALLEY STATE (11-12-11)
FREE THROW ATTEMPTS	5		SAM HOUSTON STATE (11-16-11)
	5		MAINE (12-08-11)
FREE THROW PERCENTAGE	.375	(3-8)	MISS. VALLEY STATE (11-12-11)
	.400	(2-5)	SAM HOUSTON STATE (11-16-11)
REBOUNDS	24		DELAWARE STATE (11-18-11)
	24		SACRED HEART (12-19-11)
ASSISTS	9		vs Maryland (12-4-11)
	9		vs Indiana (12-17-11)
	9		at LOUISVILLE (1-7-12)
STEALS	1		vs Maryland (12-4-11)
	1		SACRED HEART (12-19-11)
BLOCKED SHOTS	0		MISS. VALLEY STATE (11-12-11)
	0		MAINE (12-08-11)
TURNOVERS	8		DELAWARE STATE (11-18-11)
	8		vs Missouri (11-21-11)
	8		vs Maryland (12-4-11)
FOULS	14		BRYANT (11-27-11)
	15		DARTMOUTH (12-10-11)
	15		at Cincinnati (1-4-12)

2011-12 Notre Dame Men's Basketball  
 Notre Dame Player High/Low Analysis (as of Jan 07, 2012)  
 All games

Notre Dame - INDIVIDUAL GAME HIGHS

Points	27		ATKINS, Eric vs Miss. Valley State (11-12-11)
	26		ATKINS, Eric vs Maine (12-08-11)
	24		CONNAUGHTON, Pat vs Sam Houston State (11-16-11)
	23		MARTIN, Scott vs Delaware State (11-18-11)
	22		DRAGICEVICH, Alex vs Pittsburgh (12-27-11)
	22		COOLEY, Jack vs Dartmouth (12-10-11)
	22		COOLEY, Jack vs Maine (12-08-11)
	22		ABROMAITIS, Tim vs Missouri (11-21-11)
Field Goals Made	9		COOLEY, Jack vs Dartmouth (12-10-11)
	9		ATKINS, Eric vs Maine (12-08-11)
	9		ABROMAITIS, Tim vs Missouri (11-21-11)
	9		CONNAUGHTON, Pat vs Sam Houston State (11-16-11)
Field Goal Att.	18		ABROMAITIS, Tim vs Missouri (11-21-11)
	18		MARTIN, Scott vs Delaware State (11-18-11)
FG Pct (min 5 made)	1.000	(7-7)	COOLEY, Jack vs Sacred Heart (12-19-11)
	1.000	(6-6)	GRANT, Jerian vs Sam Houston State (11-16-11)
3-Point FG Made	6		CONNAUGHTON, Pat vs Sam Houston State (11-16-11)
	5		ATKINS, Eric vs Maine (12-08-11)
3-Point FG Att.	10		CONNAUGHTON, Pat vs Sam Houston State (11-16-11)
	9		MARTIN, Scott vs Delaware State (11-18-11)
3-Pt FG Pct (min 2 made)	1.000	(3-3)	GRANT, Jerian vs Delaware State (11-18-11)
	1.000	(3-3)	ATKINS, Eric vs Miss. Valley State (11-12-11)
	1.000	(2-2)	BROOKS, Joey vs Bryant (11-27-11)
Free Throws Made	12		ATKINS, Eric vs Miss. Valley State (11-12-11)
	10		GRANT, Jerian vs Georgia (11-22-11)
Free Throw Att.	13		BROOKS, Joey vs Detroit (11-14-11)
	12		ATKINS, Eric vs Miss. Valley State (11-12-11)
FT Pct (min 3 made)	1.000	(12-12)	ATKINS, Eric vs Miss. Valley State (11-12-11)
	1.000	(5-5)	GRANT, Jerian at Cincinnati (1-4-12)
	1.000	(5-5)	BROOKS, Joey vs Sacred Heart (12-19-11)
	1.000	(4-4)	KNIGHT, Tom vs Dartmouth (12-10-11)
	1.000	(4-4)	COOLEY, Jack vs Dartmouth (12-10-11)
	1.000	(4-4)	DRAGICEVICH, Alex vs Maine (12-08-11)
	1.000	(4-4)	CONNAUGHTON, Pat vs Maryland (12-4-11)
	1.000	(4-4)	GRANT, Jerian vs Bryant (11-27-11)
	1.000	(4-4)	ABROMAITIS, Tim vs Georgia (11-22-11)
	1.000	(3-3)	MARTIN, Scott at LOUISVILLE (1-7-12)
	1.000	(3-3)	BROOKS, Joey vs Dartmouth (12-10-11)
Rebounds	17		COOLEY, Jack vs Delaware State (11-18-11)
	14		COOLEY, Jack vs Pittsburgh (12-27-11)
	14		COOLEY, Jack vs Maine (12-08-11)
Assists	9		GRANT, Jerian vs Pittsburgh (12-27-11)
	9		ATKINS, Eric vs Sacred Heart (12-19-11)
	9		ATKINS, Eric vs Bryant (11-27-11)
Steals	3		MARTIN, Scott at LOUISVILLE (1-7-12)
	3		GRANT, Jerian at LOUISVILLE (1-7-12)
	3		ATKINS, Eric vs Indiana (12-17-11)
	3		ATKINS, Eric at GONZAGA BULLDOGS (11-30-11)
	3		COOLEY, Jack vs Missouri (11-21-11)
	3		COOLEY, Jack vs Sam Houston State (11-16-11)
Blocked Shots	4		COOLEY, Jack vs Dartmouth (12-10-11)
	3		COOLEY, Jack at Cincinnati (1-4-12)
	3		COOLEY, Jack vs Sacred Heart (12-19-11)

	3	MARTIN, Scott vs Indiana (12-17-11)
	3	KNIGHT, Tom vs Dartmouth (12-10-11)
	3	BROOKS, Joey vs Bryant (11-27-11)
Turnovers	6	ATKINS, Eric at GONZAGA BULLDOGS (11-30-11)
	4	GRANT, Jerian at GONZAGA BULLDOGS (11-30-11)
	4	ATKINS, Eric vs Georgia (11-22-11)
	4	ABROMAITIS, Tim vs Missouri (11-21-11)
	4	COOLEY, Jack vs Detroit (11-14-11)
	4	ATKINS, Eric vs Miss. Valley State (11-12-11)
Fouls	5	BROOKS, Joey at LOUISVILLE (1-7-12)
	5	COOLEY, Jack vs Indiana (12-17-11)
	5	BROGHAMMER, Mike vs Dartmouth (12-10-11)
	5	MARTIN, Scott vs Maryland (12-4-11)
	5	ABROMAITIS, Tim vs Georgia (11-22-11)

2011-12 Notre Dame Men's Basketball  
 Notre Dame Opponent High/Low Analysis (as of Jan 07, 2012)  
 All games

OPPONENT INDIVIDUAL GAME HIGHS

Points	31		Terrell Stoglin vs Maryland (12-4-11)
	29		TATE, Tahj vs Delaware State (11-18-11)
	27		McLemore, Gerald vs Maine (12-08-11)
	26		Denmon, Marcus vs Missouri (11-21-11)
	22		GIBSON, Shane vs Sacred Heart (12-19-11)
	22		FRANCIS, Alex vs Bryant (11-27-11)
Field Goals Made	11		McLemore, Gerald vs Maine (12-08-11)
	11		Terrell Stoglin vs Maryland (12-4-11)
Field Goal Att.	23		SIMON, Chase vs Detroit (11-14-11)
	22		FRANCIS, Alex vs Bryant (11-27-11)
FG Pct (min 5 made)	.857	(6-7)	Oladipo, Victor vs Indiana (12-17-11)
	.833	(5-6)	STOCKTON, David at GONZAGA BULLDOGS (11-30-11)
3-Point FG Made	4		Caldwell-Pope, Ken. vs Georgia (11-22-11)
	4		TATE, Tahj vs Delaware State (11-18-11)
	4		McCALLUM, Ray vs Detroit (11-14-11)
3-Point FG Att.	10		DOBBS, Frankie vs Bryant (11-27-11)
	10		JOYNER, Terrence vs Miss. Valley State (11-12-11)
3-Pt FG Pct (min 2 made)	1.000	(3-3)	STOCKTON, David at GONZAGA BULLDOGS (11-30-11)
	1.000	(2-2)	Hulls, Jordan vs Indiana (12-17-11)
	1.000	(2-2)	Djurisic, Nemanja vs Georgia (11-22-11)
	1.000	(2-2)	English, Kim vs Missouri (11-21-11)
	1.000	(2-2)	BELL, Tyshawn vs Delaware State (11-18-11)
Free Throws Made	7		KURIC, Kyle at LOUISVILLE (1-7-12)
	7		DIXON, Dion at Cincinnati (1-4-12)
	7		TATE, Tahj vs Delaware State (11-18-11)
Free Throw Att.	11		TATE, Tahj vs Delaware State (11-18-11)
	8		KURIC, Kyle at LOUISVILLE (1-7-12)
	8		BEHANAN, Chane at LOUISVILLE (1-7-12)
	8		James Padgett vs Maryland (12-4-11)
FT Pct (min 3 made)	1.000	(7-7)	DIXON, Dion at Cincinnati (1-4-12)
	1.000	(6-6)	Watford, Christian vs Indiana (12-17-11)
	1.000	(6-6)	Mychal Parker vs Maryland (12-4-11)
	1.000	(4-4)	GOLDEN, John vs Dartmouth (12-10-11)
	1.000	(4-4)	DOBBS, Frankie vs Bryant (11-27-11)
	1.000	(4-4)	Pressey, Phil vs Missouri (11-21-11)
	1.000	(3-3)	GIBSON, Shane vs Sacred Heart (12-19-11)
Rebounds	15		HARRIS, Elias at GONZAGA BULLDOGS (11-30-11)
	12		ZANNA, Talib vs Pittsburgh (12-27-11)
Assists	7		Rogers, Andrew vs Maine (12-08-11)
	7		DOBBS, Frankie vs Bryant (11-27-11)
	7		THREATT, Jay vs Delaware State (11-18-11)
Steals	5		WRIGHT, Cashmere at Cincinnati (1-4-12)
	4		SIMON, Chase vs Detroit (11-14-11)
Blocked Shots	6		GRAY, Kendall vs Delaware State (11-18-11)
	5		LOWE, LaMarcus vs Detroit (11-14-11)
Turnovers	6		MALDUNAS, Gabas vs Dartmouth (12-10-11)
	5		SIVA, Peyton at LOUISVILLE (1-7-12)
	5		Robinson, Gerald vs Georgia (11-22-11)
	5		Gatlin, Demarcus vs Sam Houston State (11-16-11)
Fouls	5		DIENG, Gorgui at LOUISVILLE (1-7-12)
	5		MONTES, Louis vs Sacred Heart (12-19-11)
	5		GREENBACKER, Nick vs Sacred Heart (12-19-11)
	5		SWIDOWSKI, Justin vs Sacred Heart (12-19-11)