

































2016-17 SCHEDULE (11-8, 3-3)

November		
	11 COLGATE	W, 83-55
Brooklyn Hoops Holiday Invitational		
	15 HOLY CROSS	W, 90-46
	18 MONMOUTH	W, 71-50
	22 SOUTH CAROLINA STATE	W, 101-59
	26 vs. South Carolina at Barclays	L, 50-64
Big Ten/ACC Challenge		
	29 at #17/17 Wisconsin	L, 60-77
December		
	3 NORTH FLORIDA	W, 77-71
Tire Pros Classic, New York, N.Y.		
	5 vs. Connecticut	L, 50-52
	10 BOSTON UNIVERSITY	W, 99-77
	17 GEORGETOWN	L, 71-78
	19 EASTERN MICHIGAN	W, 105-77
	21 ST. JOHN'S	L, 60-93
	27 CORNELL	W, 80-56
January		
	1 at Boston College	L, 81-96
	4 rv/rv MIAMI	W, 70-55
	7 PITTSBURGH	W, 77-66
	10 at rv/rv Virginia Tech	L, 73-83
	14 BOSTON COLLEGE	W, 76-53
	16 at #9/9 North Carolina	L, 68-85
	21 at #15/15 Notre Dame	12:00 p.m.
	24 WAKE FOREST	8:00 p.m.
	28 FLORIDA STATE	12:00 p.m.
February		
	1 at North Carolina State	7:00 p.m.
	4 VIRGINIA	12:00 p.m.
	7 at Clemson	8:00 p.m.
	11 at Pittsburgh	1:00 p.m.
	13 LOUISVILLE	7:00 p.m.
	19 at Georgia Tech	6:30 p.m.
	22 DUKE	7:00 p.m.
	26 at Louisville	2:00 p.m.
March		
	4 GEORGIA TECH	4:00 p.m.
ACC Tournament, Brooklyn, N.Y.		
	7-11 ACC Tournament	TBD

Second Straight Ranked Road Opponent For Orange

Syracuse (11-8, 3-3) has the challenge of going up against a second straight ranked opponent on the road when it takes on #15/15 Notre Dame (16-2, 5-0) in the Joyce Center on January 21.

Syracuse leads the all-time series, 28-19, and owns four consecutive victories against the Irish. The Orange defeated Notre Dame in the Carrier Dome last year, 81-66, and the season before in South Bend, 65-50.

The Orange fell at #9/9 North Carolina on Monday night, 85-68. Syracuse used a 12-0, second-half run to narrow the Tar Heel advantage to three points but were unable to grab the lead. Tyler Lydon had 26 points to pace the Orange.



The Irish enter the contest tied for first in ACC play with a 5-1 league mark. Notre Dame lost at Florida State Wednesday night, 83-80.

Notre Dame coach Mike Brey enters the Syracuse game just 21 wins away from the school's all-time record of 393. He is in his 17th season at Notre Dame.

The Irish rank first among the Division I leaders in free-throw percentage (.824), and among the nation's best in assist:turnover ratio (1.76) and turnover average (9.9).

Notre Dame features four players averaging in double digits -- junior forward Bonzie Colson (15.5 ppg.), senior guard Steve Vasturia (15.2), junior guard Matt Farrell (14.2) and senior forward VJ Beachem (13.9). Colson is also the club's top rebounder, averaging 10.7 boards per outing. That foursome, along with junior forward Martin Geben (4.2 ppg., 4.7 rpg.) have started all 19 games for Notre Dame.

**ESPN** **TK99** **WAER**  
 CLASSIC ROCK 99.5/105.5  
 Mike Couzens Doris Burke Matt Park Jim Satalin Jared Barton Conor Green

	VS.	
2016-17	Season	2016-17
11-8, 3-3	W-L	16-3, 5-1
5-5	Last 10	7-3
3-2	Last 5	4-1
75.9	PPG	81.1
67.0	OPP PPG	67.5
+8.9	Margin	+13.5
.457	FG %	.470
.403	FG % DEF	.406
.389	3PT %	.409
.319	3PT % DEF	.331
.691	FT %	.824
37.2	RPG	36.0
36.6	OPP RPG	34.8
+0.6	Margin	+1.2
16.9	Assists PG	17.5
12.1	Turnovers PG	9.9
5.5	Blocks PG	3.9
8.4	Steals PG	7.3

SYRACUSE TOP 9

No.	Player	Pos.	Ht.	Wt.	Class	PPG	RPG
25	Tyus Battle	G	6-6	205	Fr.	9.9	1.8
Tallied a career-high 21 in win against Boston College							
13	Paschal Chukwu	C	7-2	226	So.	1.7	4.1
Out indefinitely following eye surgery 12/17; Seven rebounds and four blocks vs. S. Carolina State							
32	DaJuan Coleman	C	6-9	258	RSr.	6.4	5.3
Career-high 16 rebounds vs. Connecticut, career-high 15 points vs. North Florida							
4	John Gillon	G	6-0	178	Gr.	8.9	1.8
Season-high 23 points vs. Boston U.; 20 points, 11 assists vs. Pitt; 5.1 assists per game							
1	Frank Howard	G	6-5	205	So.	5.6	2.1
Had career-high 13 assists and 5 steals against North Florida; 5.1 assists per game							
20	Tyler Lydon	F	6-9	223	So.	13.7	7.6
Naismith and Wooden Award Watch Lists; 29 points vs. Georgetown; 26 at N. Carolina							
21	Tyler Roberson	F	6-8	226	Sr.	6.6	5.8
11 points, 12 rebounds at BC; 14 points, 10 boards at Virginia Tech							
12	Taurean Thompson	F	6-10	225	Fr.	8.9	3.5
Tallied a career-high 22 points against Boston U.; 14 points in first career start at BC							
3	Andrew White III	G-F	6-7	210	Gr.	15.8	4.5
Had a season-high 26 points versus North Florida; Double digits in 18-of-19 games							

SU Storylines

1. Syracuse seeks first road win in matchup at Notre Dame.
2. Two of Syracuse's top five scorers are freshmen -- Battle (9.9) and Thompson (8.9).
3. Orange Balance: eight players averaging between 5.6-and-15.8 points per game.
4. The Orange have employed five starting lineups this season. A year ago the first five did not change in 37 games.
5. Six ACC teams are ranked in the most recent top 25 polls.



**Tyler Lydon**

**January's Best**  
**Tyler Lydon**  
 6 games  
 15.7 ppg.  
 7.3 rpg.  
 1.2 apg.  
 1.8 bpg.  
 1.2 spg.  
 35.5 mpg.



**Tyler Lydon**



**December's Best**  
**Tyler Lydon**  
 7 games  
 14.3 ppg.  
 8.4 rpg.  
 2.3 apg.  
 0.7 bpg.  
 1.0 spg.  
 32.7 mpg.

## January Orange Notes

- ✓ **Jan. 16:** #9/10 North Carolina used a 44-24 rebound advantage and 20 points off of offensive rebounds to defeat Syracuse, 85-68. After the Tar Heels opened the second half with a 3-pointer, the Orange put together a 12-0 run to narrow the lead to 3, 45-42. Syracuse was unable to get closer.
- ✓ **Tyler Lydon** connected on 11-of-14 from the field, including 3-of-5 3-point attempts, and finished with a game-high 26 points.
- ✓ **Jan. 14:** Syracuse avenged an earlier loss by beating Boston College, 76-53. **Tyus Battle** led four players in double digits with a career-high 21 points.
- ✓ The Orange forced 20 Eagle turnovers while posting a season-low six miscues.
- ✓ **Jan. 10:** Virginia Tech extended its home court winning streak to 15 games and defeated Syracuse, 83-73. The Orange were done in by a 15-6, second-half run by the Hokies produced an insurmountable lead.
- ✓ **Taurean Thompson** had 18 points and eight rebounds, **Andrew White III** tallied 15 points and **Tyler Roberson** contributed 14 points and 10 rebounds.
- ✓ **Jan. 7:** Syracuse used a 22-0 run to build a 36-8 advantage en route to a 77-66 victory against Pittsburgh. The win snapped a five-game losing streak to the Panthers.
- ✓ **John Gillon** has 20 points and tied his career-best effort with 11 assists. **Andrew White III** added 21 points.
- ✓ **Jan. 4:** **Andrew White III** had 22 points for the second straight game and added a season-high 10 rebounds to help Syracuse defeat Miami, 70-55.
- ✓ **Tyler Lydon** had 20 points and **John Gillon** equaled his career-best effort with 11 assists.
- ✓ **Jan. 1:** Syracuse had four players score in double digits, two of whom posted double-doubles, but it was not enough in a 96-81 loss at Boston College.
- ✓ **Andrew White III** had 22 points, **Tyler Lydon** had 17 points and 12 rebounds and **Tyler Roberson** contributed 11 points and 10 boards against the Eagles.
- ✓ Boston College tied the SU opponent record for game 3-pointers with 16. The 96 points were the most scored by a foe since 2008-09.

## December Orange Notes

- ✓ **Dec. 27:** **Tyler Lydon** had 20 points and 10 rebounds and **Tyus Battle** scored 16 in a return to the starting lineup when the Orange defeated Cornell, 80-56.
- ✓ Syracuse beat the Big Red for the 37th consecutive time.
- ✓ **Dec. 21:** St. John's handed Syracuse its most one-sided, home-court defeat in Coach Jim Boeheim's tenure as head coach, 93-60. The Red Storm used a 15-0, second-half run.
- ✓ **Tyler Lydon** had 16 points and 10 boards and **DaJuan Coleman** contributed 10 points and 10 rebounds versus St. John's.
- ✓ **Dec. 19:** Eight players scored in double digits to lead Syracuse past Eastern Michigan, 105-57. The Orange jumped out to a 17-4 advantage and never looked back against the Eagles. **Tyus Battle** had 18 points.
- ✓ The Orange posted assists on the first 23 baskets of the game and finished with 34, the squad's best total since a Dec. 10, 2010 game with Morgan State.
- ✓ **Dec. 17:** **Tyler Lydon** had a career-high 29 points but it was not enough in a 78-71 loss to Georgetown. Lydon made 12-of-13 from the field, including 3-of-3 3-point attempts, and had a squad-best nine rebounds.
- ✓ **John Gillon** made his first Syracuse start against the Hoyas and tallied 13 points.
- ✓ **Dec. 10:** **John Gillon** had 23 points and **Taurean Thompson** added 22 to lead Syracuse past Boston U., 99-77.
- ✓ **Frank Howard** had his third double-digit assist outing of the year with 11 against B.U.
- ✓ **Dec. 5:** Connecticut finished the game on a 17-6 run and defeated Syracuse in the Tire Pro Classic at Madison Square Garden, 52-50. The Huskies converted two free throws with two seconds left to secure the win.
- ✓ **DaJuan Coleman** had a career-high 16 rebounds and 10 points for the Orange.
- ✓ **Dec. 3:** Syracuse constructed a 24-point advantage and held off North Florida's late rally to win, 77-71. **Andrew White III** had a season-best 26 points.
- ✓ **Frank Howard** posted career-bests in assists (13) and rebounds (5) and added 10 points. **Tyus Battle** had 19 points in his first career start and **DaJuan Coleman** contributed a career-high 15 points.

	vs.	
2016-17	Season	2016-17
11 wins	W-L	8 losses
84.5	PPG	64.1
58.6	OPP PPG	78.5
+25.8	Margin	-14.4
.516	FG %	.375
.346	FG % DEF	.485
.449	3PT %	.296
.270	3PT % DEF	.408
.699	FT %	.681
39.1	RPG	34.5
34.6	OPP RPG	39.2
+4.5	Margin	-4.7
21.1	Assists PG	11.1
11.4	Turnovers PG	13.1
6.7	Blocks PG	3.8
9.6	Steals PG	6.6

**twitter**   
 @Cuse\_MBB  
 @therealBoeheim  
 @MooreOrange  
 @Cuse

## Eight Is Enough

For the first time since the 1978-79 season, Syracuse had eight players score in double digits when the Orange defeated Eastern Michigan on Dec. 19, 105-57. The scoring surge included: **Tyus Battle** (18), **John Gillon** (14), **Andrew White III** (14), **DaJuan Coleman** (12), **Tyler Lydon** (12), **Taurean Thompson** (11) **Frank Howard** (10) and **Tyler Roberson** (10).

The last time Syracuse turned the trick was against Siena on Jan. 17, 1979, in a 144-92 victory. The double-digit scorers that day were: **Hal Cohen** (25), **Dale Shackelford** (17), **Rick Harmon** (17), **Roosevelt Bouie** (16), **Marty Headd** (14), **Louis Orr** (13), **Ron Payton** (12), and **Danny Schayes** (12). SU had 36 assists.

## 2016-17 SU Free Throw Shooting In Last 5 Minutes, OT

includes North Carolina game

No.	Player	5:00-2:00	1:59-1:00	:59-0:00	Total	Pct.	OT	2016-17	Pct.
20	Lydon	3-4	2-2	3-4	8-10	.800		50-63	.794
3	White	0-1	1-3	2-2	3-6	.500		49-63	.778
4	Gillon	7-7			7-7	1.000		34-45	.756
1	Howard	2-4	0-1	4-8	6-13	.462		26-43	.605
12	Thompson	1-3		1-2	2-5	.400		26-41	.634
25	Battle	3-4	2-2	3-4	8-10	.800		30-36	.833
21	Roberson	1-1			1-1	1.000		22-36	.611
32	Coleman	4-5			4-5	.800		18-31	.581
13	Chukwu							0-9	.000
34	Akintobi-Adeyeye			0-1	0-1	.000		0-1	.000
5	Sutton			0-1	0-1	.000		0-1	.000
<b>Totals</b>		<b>21-29</b>	<b>5-8</b>	<b>13-22</b>	<b>39-59</b>	<b>.661</b>	<b>0-0</b>	<b>255-369</b>	<b>.691</b>



Andrew White III

### November's Best Andrew White III

- 6 games
- 15.5 ppg.
- 4.2 rpg.
- 1.7 apg.
- 0.3 bpg.
- 1.2 spg.
- 30.5 mpg.

### November Orange Notes

- ✓ **Nov. 29:** Wisconsin defeated Syracuse in the ACC/Big Ten Challenge for the second year in a row, this time by a 77-60 count in Madison, Wisc.
- ✓ **Andrew White III** led the Orange with 14 points and **Dajuan Coleman** had a season-high 12 points.
- ✓ **Nov. 26:** Syracuse suffered its first loss of the campaign when it was defeated by South Carolina at the Barclay's Center, 64-50. The game was part of the Brooklyn Holiday Hoops Invitational.
- ✓ **Tyler Lydon** led the Orange with 18 points and seven rebounds. SU was held to 14-of-44 from the field (.318).
- ✓ **Nov. 22:** Six players scored in double digits and three had double-doubles in Syracuse's 101-59 victory against South Carolina State.
- ✓ **Frank Howard** had 10 points and a career-best 11 assists, **Tyler Lydon** contributed 14 points and 10 boards and **Tyler Roberson** had 13 points and 12 rebounds in the win.
- ✓ **Nov. 18:** **Andrew White III** had all 18 of his points in the first half and Syracuse beat Monmouth, 71-50. Taurean Thompson added 12 points to the Orange attack
- ✓ Syracuse limited the Hawks to 20-of-64 (.313) from the field, including 4-of-29 (.138) from the 3-point line.
- ✓ **Nov. 15:** **Andrew White III** led a parade of five SU players in double digits and the Orange defeated Holy Cross, 90-46. White had 16 of his 19 points in the first half and finished with five 3-pointers.



- ✓ **Tyler Lydon** has 17 points, **John Gillon** 15, **Tyler Roberson** 12 and **Taurean Thompson** 10 for Syracuse. Gillon had nine assists.
- ✓ **Nov. 11:** Syracuse opened with a victory over Colgate, its most familiar foe, 83-55. It was the 169th meeting between the two Central New York schools.
- ✓ **Frank Howard** had career-bests for points (11), assists (9) and steals (4) against Colgate in his first career start. **Tyler Roberson** led the Orange with 18 points.
- ✓ **Nov. 8:** The Orange never trailed and led by as many as 34 in what resulted in a 97-64 exhibition-game victory against Le Moyne.
- ✓ **Andrew White III** paced the Syracuse effort with 24 points, including six 3-pointers. **Tyus Battle** had 17 points off the bench, **John Gillon** added 14 and **Frank Howard** contributed 11 points and seven assists.
- ✓ **Nov. 8:** Syracuse announced that freshman Matthew Moyer had decided to redshirt this season. Moyer missed some preseason workout time with an injury.
- ✓ **Nov. 1:** Syracuse trailed by 15 points, 20-5, before regrouping to defeat Indiana (Pa.) in an exhibition outing, 83-65. A 25-9 Orange run helped the hosts get back in the game.
- ✓ **Tyus Battle** had a squad-best 16 points in a reserve role. **Tyler Roberson** had 14 points and seven rebounds and **Tyler Lydon** contributed 12 points and 10 boards.































































### October Orange Notes

- ✓ **Oct. 26:** Syracuse was picked fifth in the ACC Preseason Poll. Duke earned the top spot, followed by North Carolina, Virginia and Louisville.

Orange Career Totals includes North Carolina game			
<b>Double-Digit Scoring Games</b>			
Name	2016-17	Total	
Andrew White III	18	18	
Tyler Lydon	13	32	
Taurean Thompson	10	10	
John Gillon	8	8	
Tyus Battle	7	7	
Tyler Roberson	6	31	
Frank Howard	5	5	
Dajuan Coleman	5	20	
<b>20 + Point Games</b>			
Name	2016-17	Total	
Tyler Lydon	4	5	
Andrew White III	4	4	
John Gillon	2	2	
Tyus Battle	1	1	
Taurean Thompson	1	1	
Tyler Roberson		1	
<b>30 + Point Games</b>			
Name	2016-17	Total	
None			
<b>5+ 3-point FG Games</b>			
Name	2016-17	Total	
Andrew White III	4	4	
John Gillon	2	2	
<b>10+ Rebound Games</b>			
Name	2016-17	Total	
Tyler Lydon	4	10	
Tyler Roberson	4	25	
Dajuan Coleman	2	6	
Andrew White III	1	1	
<b>Double-Doubles</b>			
Name	2016-17	Total	
Tyler Lydon	4	9	
Frank Howard	3	3	
Tyler Roberson	3	16	
Dajuan Coleman	2	6	
John Gillon	1	1	
<b>3+ Block Games</b>			
Name	2016-17	Total	
Paschal Chukwu	3	3	
Tyler Lydon	3	13	
Taurean Thompson	3	3	
Tyler Roberson	1	4	
Dajuan Coleman		3	
<b>3+ Steal Games</b>			
Name	2016-17	Total	
Tyus Battle	5	5	
Frank Howard	5	6	
John Gillon	3	3	
Andrew White III	3	3	
Tyler Lydon		4	
Tyler Roberson		4	
Dajuan Coleman		1	
<b>Starts</b>			
Name	2016-17	Total	Consec.
Tyler Lydon	19	19	19
Andrew White III	19	19	19
Tyus Battle	10	10	7
John Gillon	8	8	5
Taurean Thompson	6	6	6
Frank Howard	14	14	--
Dajuan Coleman	13	82	--
Tyler Roberson	6	62	--

# 2016-17 SYRACUSE BASKETBALL

2003 NCAA Champion · 1975 1987 1996 2003 2013 2016 NCAA Final Four

2016-17 Opponents									
includes games of Jan. 18									
Date	Opponent	W-L	Rank	*RPI	Series	Post	TV		
11/11	COLGATE	5-15		297	124-45				
11/15	HOLY CROSS	10-10		169	15-12				
11/18	MONMOUTH	14-5		57	2-0				
11/22	S. CAROLINA STATE	4-12		258	1-0				
11/26	vs. South Carolina	15-3	24/24	22	3-2				
11/29	at Wisconsin	15-3	17/17	33	2-3				
12/3	NORTH FLORIDA	7-13		253	0-1				
12/5	vs. Connecticut	7-10		153	55-38				
12/10	BOSTON UNIVERSITY	10-9		197	7-1				
12/17	GEORGETOWN	10-9		92	49-43				
12/19	E. MICHIGAN	12-6		118	4-1				
12/21	ST. JOHN'S	9-11		144	51-40				
12/27	CORNELL	4-12		288	91-31				
1/1	at Boston College								
1/4	MIAMI	12-5	--/rv	78	17-7				
1/7	PITTSBURGH								
1/10	at Virginia Tech	14-4		51	8-3				
1/14	BOSTON COLLEGE	9-10		179	46-25				
1/16	at North Carolina	17-3	9/9	11	4-9				
1/21	at Notre Dame	16-3	15/15	20	28-19				
1/24	WAKE FOREST	11-7		25	4-0				
1/28	FLORIDA STATE	17-2	10/12	9	6-2				
2/1	at NC State	13-6		52	6-3				
2/4	VIRGINIA	14-3	16/16	17	4-4				
2/7	at Clemson	11-6		39	1-4				
2/11	at Pittsburgh	12-7		40	66-44				
2/13	LOUISVILLE	15-3	12/11	8	16-8				
2/19	at Georgia Tech	11-7		98	4-3				
2/22	DUKE	14-4	18/18	16	4-5				
2/26	at Louisville								
3/4	GEORGIA TECH								
<b>TOTAL</b>		<b>308-188, .621</b>							

2016-17 By Class		
includes North Carolina game		
<b>Scoring</b>		
<b>Class</b>	<b>PPG</b>	<b>Pct.</b>
Senior	36.5	.481
Junior	0.0	.000
Sophomore	20.4	.269
Freshmen	19.0	.250
<b>Rebounding</b>		
<b>Class</b>	<b>RPG</b>	<b>Pct.</b>
Senior	16.2	.490
Junior	0.2	.006
Sophomore	11.4	.343
Freshmen	5.3	.161
<b>Assists</b>		
<b>Class</b>	<b>APG</b>	<b>Pct.</b>
Senior	7.5	.445
Junior	0.1	.006
Sophomore	6.9	.411
Freshman	2.3	.137
<b>Steals</b>		
<b>Class</b>	<b>SPG</b>	<b>Pct.</b>
Senior	3.7	.447
Junior	0.0	.000
Sophomore	2.7	.327
Freshman	1.9	.226
<b>Field Goal Percentage</b>		
<b>Class</b>		<b>Pct.</b>
Senior		.443
Junior		.000
Sophomore		.445
Freshman		.502
<b>3PT Field Goal Percentage</b>		
<b>Class</b>		<b>Pct.</b>
Senior		.393
Junior		.000
Sophomore		.370
Freshman		.415
<b>Free Throw Percentage</b>		
<b>Class</b>		<b>Pct.</b>
Senior		.699
Junior		.000
Sophomore		.661
Freshman		.727

SU Dunk Board			
includes North Carolina game			
Player	Games	Dunks	Career
Tyler Roberson	19	21	75
Tyler Lydon	19	11	30
Taurean Thompson	19	10	10
Tyus Battle	19	2	2
Paschal Chukwu	7	2	2
DaJuan Coleman	14	2	28
Franklin Howard	18	2	24
D. Akintobi-Adeyeye	12	1	1
John Gillon	19	1	1
Anthony White III	19	1	1
<b>Total</b>	<b>19</b>	<b>53</b>	

\*rpi from ncaa.com and includes games from Jan. 18



## Specialty Statistics

	PP	PTO	SCP	FBP	BP
Opponent	SU-OPP	SU-OPP	SU-OPP	SU-OPP	SU-OPP
COLGATE	48-20	12-14	7-7	23-0	29-16
HOLY CROSS	32-12	31-11	18-12	6-2	34-8
MONMOUTH	16-32	18-15	18-16	9-6	26-19
S. CAROLINA STATE	38-22	12-6	15-4	18-18	42-34
vs. S. Carolina	8-30	11-11	10-9	3-8	7-7
at Wisconsin	22-28	9-10	8-18	2-2	18-6
N. FLORIDA	12-26	24-13	13-21	9-2	1-14
vs. Connecticut	8-12	12-4	8-10	2-0	9-11
BOSTON U.	24-16	28-7	12-18	2-5	55-18
GEORGETOWN	36-30	13-10	17-8	6-6	11-15
E. MICHIGAN	40-18	26-10	8-15	11-2	43-29
ST. JOHN'S	32-32	9-32	16-11	5-18	23-22
CORNELL	38-30	19-9	18-6	16-0	28-21
at Boston College	30-38	19-17	27-15	3-12	18-18
MIAMI	22-20	18-21	4-6	3-4	9-18
PITTSBURGH	18-22	15-12	10-15	4-10	4-0
at Virginia Tech	42-36	9-17	13-3	0-19	16-13
BOSTON COLLEGE	32-18	20-6	11-10	10-0	12-23
at North Carolina	20-46	9-26	9-20	7-12	6-15
at Notre Dame					
WAKE FOREST					
FLORIDA STATE					
at NC State					
VIRGINIA					
at Clemson					
at Pittsburgh					
LOUISVILLE					
at Georgia Tech					
DUKE					
at Louisville					
GEORGIA TECH					
at Florida State					
	<b>518-488</b>	<b>314-251</b>	<b>242-224</b>	<b>139-126</b>	<b>391-307</b>
<b>2016-17 Avg.</b>	<b>27.3-25.7</b>	<b>16.5-13.2</b>	<b>12.7-11.8</b>	<b>7.3-6.6</b>	<b>20.6-16.2</b>
2015-16 Avg.	26.3-28.8	14.7-12.5	11.5-11.7	7.0-6.3	12.8-19.2
2014-15 Avg.	33.1-26.1	15.5-11.3	12.5-10.9	8.9-6.7	10.2-14.6
2013-14 Avg.	29.9-22.0	16.2-8.7	13.1-9.8	7.3-5.1	11.8-13.4
2012-13 Avg.	32.7-22.3	16.2-12.5	12.8-10.4	10.1-6.7	18.3-15.2
2011-12 Avg.	34.1-23.9	19.9-10.0	12.8-11.7	13.2-6.5	31.6-14.3
2010-11 Avg.	34.3-23.8	17.6-12.3	11.9-9.5	13.0-6.4	19.0-15.2
2009-10 Avg.	40.1-27.7	18.4-15.4	13.1-12.3	14.3-6.6	24.4-15.7
2008-09 Avg.	40.4-30.2	16.0-15.9	11.7-13.2	16.3-10.2	17.9-15.7
2007-08 Avg.	38.6-28.1	17.4-16.6	13.6-12.5	14.0-8.6	9.0-18.5
2006-07 Avg.	30.1-25.1	17.2-15.1	12.2-13.4	12.3-8.4	22.9-17.0
2005-06 Avg.	30.1-24.5	16.8-16.9	13.3-11.1	11.6-8.2	13.5-14.7
2004-05 Avg.	39.9-23.5	17.9-13.6	13.9-13.0	9.5-5.3	16.0-13.9
2003-04 Avg.	37.4-27.3	15.1-12.6	13.9-13.7	7.6-5.2	10.8-14.3

PP=points in the paint  
FBP=fast break points

PTO=points off turnovers  
BP=bench points

SCP=second chance points



### Boeheim Foundation Offers Friendly Access Sensory Safety Kits


The Jim & Juli Boeheim Foundation and Life is Washable, Inc. are teaming up to bring Friendly Access Sensory Safety Kits™ to the Carrier Dome. Individuals with Autism, Dementia, Traumatic Brain Injury and various sensory challenges will now be able to enjoy all Dome events with the complimentary use of the Friendly Access kits, which are now available at Carrier Dome Guest Services. The Carrier Dome is the first venue of its size in the United States to offer sensory accommodations to its patrons.

Loud noises and bright lights can make it difficult or confusing for certain individuals to enjoy events. Friendly Access Sensory Safety Kits™ are designed to support individuals of all ages, with a variety of sensory needs, and their families at sporting events and concerts alike.

The Friendly Access Sensory Safety Kit™ is packaged in an orange drawstring bag containing an assortment of useful tools (noise reducing ear covers & ear plugs, antiglare glasses, small "fidget" toy, communication card, sanitizing wipes & tissues, I.D. wristbands, stickers and card) to help individuals enjoy an event with greater comfort. For more information regarding the kit and availability, please contact the Carrier Dome Management Office at 315-443-4634.

## Syracuse Announces 31-Day Campaign To Honor Pearl

Syracuse paid tribute to legendary guard Dwayne "Pearl" Washington on Dec. 17 when the Orange hosted Georgetown.



**Pearl Washington**

"There was no better guy, and there's nobody who has meant more to our basketball program than Dwayne Washington," says Head Coach Jim Boeheim.

One of college basketball's all-time greatest performers, Washington passed away last spring after losing his battle with brain cancer. Syracuse University Athletics is establishing the Pearl Washington Endowed Fund for Continuing Education. With a goal of \$1 million, the fund will support student-athletes who are returning to the University to pursue their degrees.

In honor of "number 31," a 31-day campaign gives Syracuse alumni, friends, and fans an opportunity to rally and support Washington's legacy. Those who visit the Honoring Pearl Washington website and make a gift of \$31 or more by December 17 will receive a commemorative window cling. Results of the effort will be announced during Washington's tribute ceremony at the Georgetown game.

The inspiration for this fund comes from Washington's own experience, when he left Syracuse after his junior year for the NBA and came back later to continue his education, thanks to financial support from the University.

"Pearl will always be remembered for his athletic prowess, but he touched our hearts in many other ways," says John Wildhack, director of athletics. "This fund is so important, because it rewards the tenacity of individuals like Pearl who utilize their physical talents, but never lose sight of their educational dreams. We can't think of a more fitting way to honor him and hope alumni and friends everywhere will join us in supporting this campaign."

### About Pearl Washington

Pearl Washington has been deservedly credited with helping the BIG EAST Conference emerge as the most dynamic league in college basketball during the 1980s. A master showman on the court, Washington helped attendance numbers soar and television ratings skyrocket while he played at Syracuse. He earned All-American recognition and was a first-team All-BIG EAST Conference selection in each of his three seasons. Washington was the league's freshman of the year in 1983-84 and the BIG EAST Conference Tournament MVP in 1985-86, his final season.

He entered the NBA Draft after his junior year and was the 13th overall selection by the New Jersey Nets. He averaged 8.6 points

2016-17 Syracuse Basketball Lead-Deficit Comparison						
Opponent	Lead	Deficit	Run	Changes	Ties	Result
COLGATE	35 (12:43-2nd)	2 (14:45-1st)	17-0 (1st+2nd)	8	1	W, 83-55
HOLY CROSS	48 (2:48-2nd)	3 (19:33-1st)	14-0 (1st)	1	2	W, 90-46
MONMOUTH	25 (2:09-2nd)	---	8-0 (2nd)	0	4	W, 71-50
S. CAROLINA STATE	50 (1:52-2nd)	3 (19:29-1st)	15-0 (1st)	1	1	W, 101-59
vs. S. Carolina	---	16 (1:25-2nd)	6-0 (2nd)	0	0	L, 50-64
at Wisconsin	2 (19:37-1st)	17 (14:21-2nd)	5-0 (1st)	1	1	L, 60-77
N. FLORIDA	24 (12:07-2nd)	---	8-0 (1st)	0	0	W, 77-71
vs. Connecticut	11 (13:10-2nd)	5 (2:58-2nd)	8-0 (1st)	6	5	L, 50-52
BOSTON U.	33 (7:05-2nd)	8 (12:53-1st)	16-0 (2nd)	3	8	W, 99-77
GEORGETOWN	7 (14:52-1st)	7 (2:38-2nd)	8-0 (1st)	9	7	L, 78-71
E. MICHIGAN	48 (1:50-2nd)	---	12-0 (1st)	0	1	W, 105-57
ST. JOHN'S	5 (15:17-1st)	37 (2:26-2nd)	6-0 (1st-2nd)	3	3	L, 60-93
CORNELL	30 (7:04-2nd)	6 (17:27-1st)	8-0 (1st+2nd)	4	2	W, 80-56
at Boston College	--	22 (11:56-2nd)	6-0 (1st)	0	1	L, 81-96
MIAMI	17 (2:01-2nd)	4 (16:39-1st)	9-0 (2nd)	2	2	W, 70-55
PITTSBURGH	28 (5:27-1st)	---	19-0 (1st)	0	3	W, 77-66
at Virginia Tech	3 (17:12-1st)	15 (4:31-2nd)	9-0 (1st)	2	2	L, 73-83
BOSTON COLLEGE	28 (3:03-2nd)	1 (12:55-1st)	13-0 (2nd)	2	2	W, 76-53
at N. Carolina	2 (19:37-1st)	17 (0:36-2nd)	12-0 (2nd)	1	0	L, 68-85
at Notre Dame						
WAKE FOREST						
FLORIDA STATE						
at NC State						
VIRGINIA						
at Clemson						
at Pittsburgh						
LOUISVILLE						
at Georgia Tech						
DUKE						
at Louisville						
GEORGIA TECH						

and 4.1 assists as a rookie and 9.3 points the next year. He was taken by Miami in the 1988 Expansion Draft and spent one season with the Heat before he was released. Washington played two years in the Continental Basketball Association before retiring.

On March 2, 1996, Washington's jersey was retired in a ceremony at the Carrier Dome. He was selected by fan vote for the school's All-Century Team in 1999-2000.

He returned to Syracuse to complete his class requirements and received a bachelor's degree in speech communication. He was working toward a master's degree in the School of Education when he fell ill.

## Syracuse Signings

### Recruiting Classes 1988-2016

The following is a list of individuals who signed National Letters of Intent with Syracuse since the 1988-89 school year.

The National Letter-of-Intent program was started in 1964. Administered by the Collegiate Commissioners Association (CCA), the program was designed with prospective student-athletes in mind. A signed letter-of-intent indicates a prospective student-athlete agrees to attend the designated college or university for one academic year. Institutions agree to provide athletics financial aid for one academic year to the student-athlete, provided the student-athlete is admitted to the institution and is eligible for financial aid under NCAA rules.

<b>2016-17</b> Bourama Sidibe	<b>2001-02</b> Craig Forth
<b>2015-16</b> Tyus Battle	Mark Konecny
Taurean Thompson	Josh Pace
<b>2014-15</b> Moustapha Diagne	Hakim Warrick
Frank Howard	<b>2000-01</b> Greg Davis
Tyler Lydon	James Theus
Malachi Richardson	<b>1999-2000</b> DeShaun Williams
<b>2013-14</b> Tyler Ennis	Jeremy McNeil
B.J. Johnson	<b>1998-99</b> Tony Bland
Chinonso Obokoh	Kueth Duany
Ron Patterson	Preston Shumpert
Tyler Roberson	<b>1997-98</b> Damone Brown
<b>2012-13</b> DaJuan Coleman	Billy Celuck
Jerami Grant	Allen Griffin
<b>2011-12</b> Michael Carter-Williams	Sam Spann
Rakeem Christmas	Eric Williams
Trevor Cooney	<b>1996-97</b> Jason Hart
<b>2010-11</b> C.J. Fair	LeSean Howard
Baye Keita	Ramel Lloyd
Fab Melo	Etan Thomas
Dion Waiters	Winfred Walton
<b>2009-10</b> DaShonte Riley	<b>1995-96</b> David Patrick
Brandon Triche	Elvir Ovcina
<b>2008-09</b> Mookie Jones	<b>1994-95</b> Jason Cippola
Kris Joseph	Michael Lloyd
James Southerland	Bobby Lazor
<b>2007-08</b> Jonny Flynn	Todd Burgan
Donte' Greene	<b>1993-94</b> Charles Gelatt
Rick Jackson	<b>1992-93</b> Otis Hill
Scoop Jardine	John Wallace
Kristof Ongenaet	<b>1991-92</b> Lazarus Sims
Sean Williams	J.B. Reafsnnyder
<b>2006-07</b> Paul Harris	Anthony Harris
Devon Brennan-McBride	Luke Jackson
Mike Jones	Glen Sekunda
<b>2005-06</b> Eric Devendorf	Lawrence Moten
Andy Rautins	<b>1990-91</b> Adrian Autry
Tiki Mayben	Scott McCorkle
Arinze Onuaku	<b>1989-90</b> Leron Ellis
<b>2004-05</b> Demetris Nichols	Michael Edwards
Louie McCroskey	Conrad McRae
Terrence Roberts	<b>1988-89</b> Billy Owens
Darryl Watkins	Dave Johnson
<b>2003-04</b> Dayshawn Wright	Tony Scott
Josh Wright	Rich Manning
<b>2002-03</b> Carmelo Anthony	Dave Stock
Billy Edelin	Mike Hopkins
Matt Gorman	
Gerry McNamara	



courtesy of AP Photo

### Orange Sign Sidibe To NLI

St. Benedict Prep (N.J.) senior Bourama Sidibe signed a National Letter of Intent to attend Syracuse during the November 2016 signing period.

Sidibe is a 6-11, 220-pound frontcourt player who is a native of Mali in Africa. He enrolled at St. Benedict's mid-way through the 2014-15 season.

St. Benedict Prep is off to an 11-2 start this winter.

A year ago he helped the Gray Bees to a 35-2 overall record and averaged approximately 13 points and 11 rebounds.

Sidibe is ranked 15th among the centers and 82nd overall in the Class of 2017 on the ESPN 100 list. Scout.com has him rated the 26th best center. He is a three-star recruit according to rivals.com.

St. Benedict's is coached by Mark Taylor. Tyler Ennis, who is currently with the Houston Rockets of the NBA, also played at St. Benedict's before enrolling at Syracuse.

## Getting Started At SU

Season Starting Lineups  
1976-to-2017

By Season		By Lineups	
Year	Lineups	Year	Lineups
2016-17	5	<b>1989-90</b>	<b>7</b>
2015-16	1	2006-07	6
2014-15	4	1991-92	6
2013-14	4	1980-81	6
2012-13	3	2016-17	5
2011-12	3	2014-15	5
2010-11	4	2008-09	5
2009-10	2	1996-97	5
2008-09	5	1992-93	5
2007-08	3	1990-91	5
2006-07	6	1976-77	5
2005-06	2	2013-14	4
2004-05	4	2010-11	4
2003-04	2	2004-05	4
2002-03	1	2001-02	4
2001-02	4	1987-88	4
2000-01	2	1982-83	4
1999-00	2	1981-82	4
1998-99	2	1979-80	4
1997-98	1	2012-13	3
1996-97	5	1978-79	3
1995-96	3	2011-12	3
1994-95	2	2007-08	3
1993-94	1	1995-96	3
1992-93	5	2009-10	2
1991-92	6	2005-06	2
1990-91	5	2003-04	2
<b>1989-90</b>	<b>7</b>	2000-01	2
1988-89	2	1999-00	2
1987-88	4	1998-99	2
1986-87	2	1994-95	2
1985-86	1	1988-89	2
1984-85	2	1986-87	2
1983-84	1	1984-85	2
1982-83	4	2015-16	1
1981-82	4	2002-03	1
1980-81	6	1997-98	1
1979-80	4	1993-94	1
1978-79	4	1985-86	1
1977-78	1	1983-84	1
1976-77	5	1977-78	1

**the Q & A show**

Wednesday Nights  
7:00 - 8:00 p.m.  
Live from Prime Steak House

**ESPN**  
97.7/100.1 (mi)





**46th Annual Hardwood Club Banquet Honors Adrian Autry**

Adrian Autry will receive the prestigious Vic Hanson Medal of Excellence Award at the 46th annual Syracuse University Men's Basketball Hardwood Banquet, sponsored by TK99, on Sunday, March 5 at the Oncenter in Syracuse.

Proceeds benefit the Conrad McRae Endowed Men's Basketball Scholarship and the men's basketball program. Ticket information is available by calling the Orange Club, 315-443-1419.

A product of St. Nicholas of Tolentine in the Bronx, Autry was a McDonald's All-American in 1990. He played on the 1988 New York City and New York State championship squads.

Autry started 116-of-121 games in four seasons between 1990 and 1994 with the Orange. He was named to the BIG EAST Conference All-Rookie Team as a freshman, third-team all-conference as a junior and first-team all-league his senior season.

He still ranks fifth in career assists (631) and sixth in career steals (217) at Syracuse. The Orange won the BIG EAST Conference championship in 1990-91 and captured the league's tournament crown in 1991-92. The Orange earned NCAA Tournament invitations in three of his years.

He graduated from SU with a degree in Speech Communication in 1994.


Autry had a successful professional basketball career, primarily in European leagues and also in the United States Basketball League (USBL).

Autry embarked on a coaching career in January 2006 when he was hired as associate head coach at Bishop Ireton Catholic High School (Va.). Coaching stops at Paul VI High School (Va.) and in the AAU ranks followed and in 2008 he joined the staff at Virginia Tech. He returned to his alma mater as an assistant coach in 2011. SU has made the NCAA Tournament in four of his five seasons on the staff.

Adrian and his wife, Andrea, reside in Jamesville with their children Adrian Jr., Trey and Nina. His daughter, Aliyah, is a senior at Syracuse.

**Vic Hanson Medal of Excellence**

Vic Hanson enjoyed a standout career as a college basketball performer at Syracuse. He was a member of the 1925-26 team that went 19-1 and was named the Helms Foundation Champions. Hanson also played and coached football at his alma mater. He is the only individual who has been enshrined in the Naismith Memorial Basketball Hall of Fame and the College Football Hall of Fame.



**Vic Hanson**

**Hanson Medal Winners**

- 2016-17 Adrian Autry
- 2015-16 Craig Forth
- 2014-15 Mike Hopkins
- 2013-14 Rob Edson, SU athletics administrator
- 2012-13 Etan Thomas
- 2011-12 Sean Kerins
- 2010-11 Jason Hart
- 2009-10 John Wallace
- 2008-09 Lawrence Moten
- 2008-09 Billy Owens
- 2007-08 Stephen Thompson
- 2006-07 Derrick Coleman
- 2005-06 Rony Seikaly
- 2004-05 Greg Monroe
- Howard Triche
- 2003-04 Sherman Douglas
- 2002-03 Danny Schayes
- Terry MacDonald, administrator
- 2001-02 Conrad McRae
- 2000-01 Joe Szombathy, administrator
- Larry Kimball, administrator
- 1999-00 Mike Tirico, broadcaster
- 1998-99 Raphael Addison
- Doug Logan, broadcaster
- 1997-98 George Hicker
- 1995-96 Pearl Washington
- 1994-95 Leo Rautins
- 1993-94 Roosevelt Bouie
- 1992-93 Marty Byrnes
- 1991-92 John Wooden, former UCLA coach
- 1990-91 Ray Meyer, former DePual coach
- 1989-90 Louis Orr
- 1988-89 Dave Gavitt, BIG EAST Commissioner
- 1987-88 Bob Costas, broadcaster
- 1986-87 Roy Danforth, former SU coach
- 1985-86 Mark Wadach
- 1984-85 Dennis DuVal
- 1983-84 Jim Lee
- 1982-83 Danny Biasone, Syracuse Nats
- 1981-82 Tom Niland, LeMoyné coach
- 1980-81 Dick Stockton, broadcaster
- 1979-80 Fred Lewis, former SU coach
- 1978-79 John Cincebox
- 1977-78 Red Holtzman, NY Knicks coach
- 1976-77 Bob Felasco
- 1975-76 Lew Andreas, former SU coach
- 1974-75 Vince Cohen
- 1973-74 Billy Gabor
- 1972-73 Dave Bing
- 1971-72 Vic Hanson

**In-Season Media Services**

**Interview Opportunities**

**Postgame:** The Syracuse lockerroom is open after **Coach Boeheim's** postgame press conference.

**Coach Boeheim:** Media should contact Pete Moore in Athletic Communications (315-443-2080) to check on Coach Boeheim's availability.

**Student-Athletes and Assistant Coaches:** Please respect the privacy of the student-athletes and their families by **NOT contacting them directly.** Interviews SHOULD NOT be conducted without making the arrangements through Pete Moore.

**Attending Practice:** Contact Pete Moore to obtain the practice schedule and site, to learn if the practice is open, and to notify him if you plan to attend. **REPORTING ON INJURIES OR THE SPECIFIC PRACTICE IS PROHIBITED.**

**Radio**

**Syracuse IMG Sports Network:** Voice of the Orange **Matt Park '97** and analyst **Jim Satalin** broadcast all of Syracuse's games on the Syracuse IMG Radio Network. The programming originates from **WTKW-FM (99.5)** and is carried by affiliates in New York, Pennsylvania and Vermont. **WAER-FM (88.3)** also carries SU men's basketball games home and away.

**SU on Sirius:** SIRIUS Satellite radio carries SU men's basketball games on a family of more than 120 stations. Visit [www.sirius.com](http://www.sirius.com) for a guide.

**Television**

**Syracuse Sidelines:** Time Warner Cable Sports airs Syracuse Sidelines on Thursday night's at 8:00 p.m. It is hosted by Voice of the Orange **Matt Park '97** and features **Coach Boeheim.**

**Internet**

**www.cuse.com:** The site includes up-to-the minute SU athletics news, rosters, schedules, results, and statistics for all 21 varsity sports. Broadcasts of Syracuse University men's basketball can be heard through the website as well.

**Cuse.com**

**Coach Jim Boeheim's** post-game press conference and game highlights are available on Cuse.com.

**Atlantic Coast Conference (www.acc.com):**

The ACC website contains current news, standings, notes, results and statistics.

**Athletic Communications Men's Basketball Directory**

- Pete Moore, director.....315-443-2608
- cell phone .....315-952-5011
- e-mail address ..... [pimooore@syr.edu](mailto:pimooore@syr.edu)
- Susie Mehlinger, assistant .....315-443-2608
- Sarah Woodward, assistant .....315-443-1330

**The Gerry McNamara Show**



**Tuesday Nights  
7:00 - 8:00 p.m.**

Live from Tully's on Erie Blvd.







## Syracuse, Kinney Drugs Present 'Pearl Washington Day' On December 17

Syracuse University Athletics and Kinney Drugs are teamed up to honor the legacy of Dwayne "Pearl" Washington, highlighted by 'Pearl Washington Day,' on December 17 at the Carrier Dome.

Kinney Drugs continues to host an in-store, six-week long program in Pearl's honor. Running from Dec. 12 through Jan. 30, Kinney's 77 stores across New York State are offering consumers an opportunity to purchase Pearl Washington 'mini-jerseys' for \$1. Kinney customers can sign their name or write a short tribute to Pearl on each jersey, which will be proudly displayed inside each Kinney Drugs location. All proceeds will be donated to pediatric cancer research through the Jim & Juli Boeheim Foundation.

"We're thrilled to have an Upstate New York company like Kinney Drugs remembering the legend of Pearl Washington," said Syracuse head coach Jim Boeheim. "With this fundraiser, Kinney Drugs is recognizing what Pearl did not only for our basketball program, but the greater Syracuse community. The Jim & Juli Boeheim Foundation is honored to receive the proceeds and will put 100% of the funds toward pediatric cancer research in the Central New York community."

"As an employee-owned local healthcare company, Kinney Drugs is proud to team up with Syracuse Athletics to honor the many contributions Pearl made to both Syracuse University Basketball and our entire region," said Rick Cognetti, VP of Marketing & Retail Merchandising at Kinney Drugs. "His contributions to SU and the greater Syracuse community, and his courageous battle against cancer, serve as an inspiration to all of us. We are honored to work with Jim & Juli and the Boeheim Foundation to raise both awareness and research funds for pediatric cancer research in Pearl's name."

Fans who attended the game on December 17 received two special commemorative Pearl Washington items -- a jersey pin and an original design Pearl magnet -- courtesy of Syracuse Athletics and Kinney Drugs.



## Boeheim Part Of Infiniti Coaches' Charity Challenge

Jim Boeheim is one of 48 college basketball coaches participating in the Infiniti Coaches' Charity Challenge that got underway January 2 across the country.

The charity challenge runs until March 17 and features coaches competing for good causes. Fans were able to vote each day for their favorite coach and/or cause at [www.ESPN.com/Infiniti](http://www.ESPN.com/Infiniti).

The coaches were divided up in a bracket by regions and advanced based on fan votes.

The coach who earns the most votes will earn a \$100,000 donation to his respective cause. The Jim and Juli Boeheim Foundation was the charity selected by Coach Boeheim.

## 2016-17 College Basketball's Largest On-Campus Crowds

Date	Game	Arena	Att.
<b>Dec. 17</b>	<b>Georgetown at SU</b>	<b>Carrier Dome</b>	<b>25,131</b>
Jan. 14	Auburn at Kentucky	Rupp Arena	24,372
Jan. 7	Arkansas at Kentucky	Rupp Arena	24,322
Dec. 3	UCLA at Kentucky	Rupp Arena	23,976
<b>Nov. 11</b>	<b>Colgate at SU</b>	<b>Carrier Dome</b>	<b>23,844</b>
Jan. 3	Texas A&M at Kentucky	Rupp Arena	23,455
Nov. 25	UT-Martin at Kentucky	Rupp Arena	23,324
<b>Dec. 10</b>	<b>Boston U. at SU</b>	<b>Carrier Dome</b>	<b>22,878</b>
Dec. 21	Kentucky at Louisville	KFC Yum	22,783
Nov. 11	SF Austin at Kentucky	Rupp Arena	22,683

## Syracuse Hoop History

**First Year of Basketball:** 1900-01

**Overall All-Time Record:** 1,853-872, .680\*

**NCAA Wins Ranking:** 6th\*

**NCAA Winning Percentage Ranking:** 7th\*

\*record reflects 101 wins vacated between 2004-07 and 2010-12 by the NCAA

**NCAA Tournament Appearances (38):**

1957, 1966, 1973, 1974, 1975, 1976, 1977, 1978, 1979, 1980, 1983, 1984, 1985, 1986, 1987, 1988, 1989, 1990, 1991, 1992, 1994, 1995, 1996, 1998, 1999, 2000, 2001, 2003, 2004, 2005, 2006, 2009, 2010, 2011, 2012, 2013, 2014, 2016

**NCAA Tournament Record:** 61-38, .616#

#record reflects 4 tournament wins vacated between 2004-07 and 2010-12 by the NCAA

**NCAA Championships (1):** 2003

**NCAA Final Fours (6):** 1975, 1987, 1996, 2003, 2013, 2016

**NCAA Elite Eights (9)^:** 1957, 1966, 1975, 1987, 1989, 1996, 2003, 2013, 2016

^record reflects 1 Elite Eight appearance vacated between 2004-07 and 2010-12 by the NCAA

**NCAA Sweet Sixteens (18)+:** 1975, 1977, 1979, 1980, 1984, 1987, 1989, 1990, 1994, 1996, 1998, 2000, 2003, 2004, 2009, 2010, 2013, 2016 (first recorded in 1975)

+record reflects 1 Sweet 16 appearance vacated between 2004-07 and 2010-12 by the NCAA

**NIT Appearances (12):** 1946, 1950, 1964, 1967, 1971, 1972, 1981, 1982, 1997, 2002, 2007, 2008

**NIT Record%:** 12-13

%record reflects 2 NIT wins vacated between 2004-07 and 2010-12 by the NCAA

**Helms Foundation Championships (2):** 1917-18, 1925-26

**Naismith Memorial Basketball Hall of Fame (3):** Dave Bing (1990), Jim Boeheim (2005), Vic Hanson (1960)

**All-Americans:** 44

**Consensus All-Americans (12):**

Carmelo Anthony, Dave Bing, Rakeem Christmas, Derrick Coleman, Sherman Douglas, C. J. Fair, Wesley Johnson, Billy Owens, Rony Seikaly, John Wallace, Hakim Warrick, Pearl Washington

**CoSIDA Academic All-Americans (7):**

Hal Cohen, Dennis DuVal, Rick Dean, Craig Forth, George Hicker, Danny Schayes, Bill Smith

**NCAA Postgraduate Scholarships (2):**

Marius Janulis, Danny Schayes

**Retired Jerseys (12):**

Carmelo Anthony, Dave Bing, Roosevelt Bouie, Derrick Coleman, Sherman Douglas, Billy Gabor, Vic Hanson, Louis Orr, Billy Owens, Wilmet Sadat-Singh, Rony Seikaly, Pearl Washington



Jim Boeheim is in his 41st season as head coach at Syracuse. He is third\* in career victories among NCAA Division I coaches.



## Boeheim Third All-Time In Wins

Jim Boeheim, now in his 41st season as head coach at his alma mater, earned his 895th\* coaching victory on January 14 when Syracuse defeated Boston College, 76-53, at the Carrier Dome.

# 895\*

A Syracuse win in the season opener against Colgate gave Boeheim a 37-4 record in campaign beginners during his tenure.

Mike Krzyzewski (Army, Duke) and Bob Knight (Army, Indiana, Texas Tech) are the only Division I coaches who are ahead of Boeheim on the wins list.

## The Book On Boeheim

Boeheim owns a career record of \*895-350 (.719). He is second among active Division I coaches in wins, trailing only Mike Krzyzewski.

Jim Phelan (Mt. St. Mary's, 1,354 games) is the only Division 1 coach who has logged more than Boeheim's 1,245 games (total reflects 101 games vacated between 2004-07 and 2010-12 by the NCAA) for coaches who have served at only one institution.

The 2016 NCAA berth gave SU 38 post-season appearances under Boeheim, including 32 NCAA Tournaments. He has guided his alma mater to the NCAA title game three times, winning it for the first time in 2003.

\*record reflects 101 wins vacated between 2004-07 and 2010-12 by the NCAA

### Jim Boeheim Records 1976-present (41st season)

**At Syracuse:** \*895-350 (.719)  
\*record reflects 101 wins vacated between 2004-07 and 2010-12 by the NCAA

**As an SU Player:** 52-24 (.684)

**As an SU Assistant:** 139-65 (.681)

**NCAA Tournament:** #53-31 (.631)  
#record reflects 4 NCAA Tournament wins vacated between 2004-07 and 2010-12 by the NCAA

**NIT** ^10-7 (.588)  
^record reflects 2 NIT wins vacated between 2004-07 and 2010-12 by the NCAA

### The Jim Boeheim Show

**Thursday Nights**  
**7:00 - 9:00 p.m.**

Live from Delmonicos on Erie Blvd.

## TK99

CLASSIC ROCK 99.5/105.5



## Boeheim Part of Gold-Medal Staff for USA Basketball Men's National Team

The successful run by USA Basketball under the direction of Chairman Jerry Colangelo continued last summer. Coach Mike Krzyzewski's staff, which included Coach Boeheim, guided the Americans to a third straight gold medal at the 2016 Olympics in Rio De Janeiro, Brazil. Coach K and Coach Boeheim were also on the bench for Team USA Olympic gold medals in 2008 and 2012.

Boeheim continues to serve as chair of the USA Basketball Men's Junior National Team Committee, a post he has held since 2005.

### Division I Coaches by Wins

Coach	Schools	Wins
1. M. KRZYZEWSKI	Army, Duke	1,057
2. Bob Knight	Army, Indiana, Texas Tech	902
3. <b>JIM BOEHEIM</b>	<b>Syracuse</b>	<b>*895</b>
4. Dean Smith	North Carolina	879
5. Adolph Rupp	Kentucky	876
6. Jim Calhoun	Northeastern, Connecticut	873

\*record reflects 101 wins vacated between 2004-07 and 2010-12 by the NCAA

### Active Division I Coaches by Games

Coach	Schools	Games
1. Mike Krzyzewski	Army, Duke	1,382
2. Jerry Slocum	Nyack, Geneva, Gannon, Youngstown	1,265
3. <b>JIM BOEHEIM</b>	<b>Syracuse</b>	<b>*1,245</b>
4. Cliff Ellis	S. Alabama, Clemson, Auburn, Coastal Carolina	1,208
5. Bob Huggins	Walsh, Akron, Cincinnati, Kansas State, West Virginia	1,130
6. Rick Byrd	Maryville, Lincoln Memorial, Belmont	1,125

\*total reflects 101 games vacated between 2004-07 and 2010-12 by the NCAA.

### Division I Coaches 20-Win Seasons

Coach	Schools	No.
1. M. KRZYZEWSKI	Army, Duke	32
2. <b>JIM BOEHEIM</b>	<b>Syracuse</b>	<b>*31</b>
3. Dean Smith	North Carolina	30
4. Bob Knight	Army, Indiana, Texas Tech	29
Lute Olson	Iowa, Arizona	29

\*total reflects five 20-win seasons vacated between 2004-07 and 2010-12 by the NCAA

### Division I Seasons With Current School

Coach	School	Seasons
1. <b>JIM BOEHEIM</b>	<b>Syracuse</b>	<b>40</b>
2. M. Krzyzewski	Duke	35
3. Greg Kampe	Oakland	32
4. Rick Byrd	Belmont	30
5. Bob McKillop	Davidson	27
6. Dave Loos	Austin Peay	26
8. Tom Izzo	Michigan State	21
Phil Martelli	Saint Joseph's	21
Fran O'Hanlon	Lafayette	21

(seasons completed)

### Division I NCAA Tournament Wins

Coach	Schools	Wins
1. M. KRZYZEWSKI	Duke	90
2. ROY WILLIAMS	N. Carolina, Kansas	69
3. Dean Smith	North Carolina	65
4. <b>JIM BOEHEIM</b>	<b>Syracuse</b>	<b>*53</b>
RICK PITINO	Providence, Kentucky, Louisville	53
6. Jim Calhoun	Northeastern, Connecticut	49
7. John Wooden	UCLA	47
8. TOM IZZO	Michigan State	46
Lute Olson	Iowa, Arizona	46
10. Bob Knight	Army, Indiana, Texas Tech	45

\*record reflects 4 tournament wins vacated between 2004-07 and 2010-12 by the NCAA

Active Coaches in CAPS

includes games of January 18

## 2016-17 Associated Press Poll January 16, 2017

No.	Team	W-L	Points
1.	Villanova (28)	17-1	1,580
2.	Kansas (32)	16-1	1,562
3.	UCLA (3)	18-1	1,472
4.	Gonzaga (2)	17-0	1,433
5.	Kentucky	15-2	1,357
6.	Baylor	16-1	1,315
7.	Creighton	17-1	1,185
	West Virginia	15-2	1,185
9.	North Carolina	16-3	1,063
10.	Florida State	16-2	964
11.	Oregon	16-2	931
12.	Louisville	15-3	900
13.	Butler	15-3	823
14.	Arizona	16-2	757
15.	Notre Dame	16-2	748
16.	Virginia	13-3	677
17.	Wisconsin	14-3	644
18.	Duke	14-4	615
19.	Florida	14-3	405
20.	Cincinnati	15-2	373
21.	Purdue	14-4	309
22.	Xavier	13-4	294
23.	Saint Mary's	15-2	210
24.	South Carolina	14-3	125
25.	Maryland	16-2	121

**Others receiving votes:** TCU 29, USC 14, SMU 8, Nevada 7, Northwestern 7, UNC Wilmington 6, Iowa State 5, Akron 1, Kansas State 1

## 2016-17 USA Today Coaches Poll January 16, 2017

No.	Team	W-L	Points
1.	Kansas (23)	16-1	785
2.	Villanova (4)	17-1	759
3.	UCLA (2)	18-1	725
4.	Gonzaga (3)	17-0	718
5.	Kentucky	15-2	655
6.	Baylor	16-1	641
7.	Creighton	17-1	590
8.	West Virginia	15-2	563
9.	North Carolina	16-3	480
10.	Oregon	16-2	467
11.	Louisville	15-3	444
12.	Florida State	16-2	393
13.	Arizona	16-2	385
14.	Butler	15-3	381
15.	Notre Dame	16-2	372
16.	Virginia	13-3	338
17.	Wisconsin	14-3	322
18.	Duke	14-4	301
19.	Xavier	13-4	214
20.	Cincinnati	15-2	206
21.	Florida	14-3	187
22.	Purdue	14-4	133
23.	Saint Mary's	14-3	79
24.	South Carolina	14-3	79
25.	Maryland	16-2	30

**Others receiving votes:** Northwestern 20, USC 17, UNC Wilmington 17, California 16, Indiana 14, TCU 10, Miami 5, Middle Tennessee 4, New Mexico State 4, SMU 3, Nevada 2, Utah 2, Illinois State 1, Kansas State 1, Minnesota 1.

## SU AP Poll Points

The last time . . .

SU vs.	1/16/17	#9 N. Carolina 85, SU 68
ranked team		
SU beat a	3/27/16	SU 68, #4 Virginia 62 (NCAA)
ranked team		
Both ranked	<b>11/29/16</b>	<b>#17 Wisconsin 77, #22 SU 60</b>
Both top 10	2/22/14	#5 Duke 66, #1 SU 60
Both top 5	2/22/14	#5 Duke 66, #1 SU 60
SU vs. ranked	4/2/16	#3 UNC 83, SU 66 (NCAA)
back-to-back	1/24/16	SU 68, #4 Virginia 62 (NCAA)
SU played #1	1/19/13	#6 SU 70, #1 Louisville 68
SU beat #1	1/19/13	#6 SU 70, #1 Louisville 68
SU played #2	3/2/15	#2 Virginia 59, SU 47
SU beat #2	2/3/03	SU 67, #2 Pittsburgh 65
SU played #3	4/2/16	#3 UNC 83, SU 66 (NCAA)SU
beat #3	3/12/09	#18 SU 127, #3 UConn 117 6 OT
SU played #4	3/27/16	SU 68, #4 Virginia 62 (NCAA)
SU beat #4	3/27/16	SU 68, #4 Virginia 62 (NCAA)
SU played #5	2/22/14	#5 Duke 66, #1 SU 60
SU beat #5	3/15/13	#19 SU 58, #5 Georgetown 55 (BET)
SU played #6	1/9/16	#6 N. Carolina 84, SU 73
SU beat #6	2/2/11	#17 SU 66, #6 UConn 58
SU played #7	12/20/14	#7 Villanova 82, SU 77 OT
SU beat #7	12/7/10	#8 SU 72, #7 Michigan State 58
SU played #8	2/29/16	#8 N. Carolina 75, SU 70
SU beat #8	12/28/13	#2 SU 78, #8 Villanova 62
SU played #9	<b>1/16/17</b>	<b>#9 N. Carolina 85, SU 68</b>
SU beat #9	2/24/15	SU 65, #9 Notre Dame 60
SU played #10	4/6/13	#10 Michigan #16 SU 56 (NCAA)
SU beat #10	12/2/11	#4 SU 72, #10 Florida 68
SU played #11	2/23/13	#11 Georgetown 57, #8 SU 46
SU beat #11	2/26/11	#17 SU 58, #11 Georgetown 51
SU played #12	2/18/15	SU 69, #12 Louisville 59
SU beat #12	2/18/15	SU 69, #12 Louisville 59
SU played #13	1/24/16	#13 Virginia 73, SU 65
SU beat #13	11/19/09	SU 95, #13 California 73
SU played #14	3/22/12	#2 SU 64, #14 Wisconsin 63 (NCAA)
SU beat #14	3/22/12	#2 SU 64, #14 Wisconsin 63 (NCAA)
SU played #15	3/30/13	#16 SU 55, #15 Marquette 39 (NCAA)
SU beat #15	3/30/13	#16 SU 55, #15 Marquette 39 (NCAA)
SU played #16	2/12/11	#16 Louisville 73, #12 SU 69
SU beat #16	3/4/03	SU 92, #16 Notre Dame 88
SU played #17	<b>11/29/16</b>	<b>#17 Wisconsin 77, #22 SU 60</b>
SU beat #17	2/1/14	#2 SU 91, #17 Duke 89 OT
SU played #18	2/17/16	#18 Louisville 72, SU 58
SU beat #18	11/26/15	SU 79, #18 UConn 76
SU played #19	3/3/12	#2 SU 58, #19 Louisville 49
SU beat #19	3/3/12	#2 SU 58, #19 Louisville 49
SU played #20	1/18/16	SU 64, #20 Duke 62
SU beat #20	1/18/16	SU 64, #20 Duke 62
SU played #21	3/8/08	SU 87, #21 Marquette 72
SU beat #21	3/8/08	SU 87, #21 Marquette 72
SU played #22	1/18/14	#2 SU 59, #22 Pittsburgh 54
SU beat #22	1/18/14	#2 SU 59, #22 Pittsburgh 54
SU played #23	12/20/08	SU 72, #23 Memphis 65
SU beat #23	12/20/08	SU 72, #23 Memphis 65
SU played #24	11/19/04	SU 71, #24 Memphis 62
SU beat #24	11/19/04	SU 71, #24 Memphis 62
SU played #25	1/28/16	SU 81, #25 Notre Dame 66
SU beat #25	1/28/16	SU 81, #25 Notre Dame 66
Ranked opponents		
in a season	15	2008-09

## SU In The 2016-17 Polls

Date	AP	USA Today
Preseason	19	17
November 14	18	18
November 21	18	16
November 28	22	24
December 5	rv	rv
December 12	rv	rv
December 19	--	--
December 26	--	--
January 2	--	--
January 9	--	--
January 16	--	--

## SU's Most Familiar Foes

Opponents	Games
<b>1. Colgate (Nov. 11)</b>	<b>169</b>
<b>2. Cornell (Dec. 27)</b>	<b>122</b>
<b>3. Pittsburgh (Jan. 7, Feb. 11)</b>	<b>110</b>
4. Penn State	105
<b>5. Connecticut (Dec. 5)</b>	<b>93</b>
<b>6. Georgetown (Dec. 17)</b>	<b>92</b>
<b>7. St. John's (Dec. 21)</b>	<b>91</b>
8. Niagara	81
9. Villanova	72
<b>10. Boston College (Jan. 1, Jan. 14)</b>	<b>71</b>

**bold indicates 2016-17 opponent**

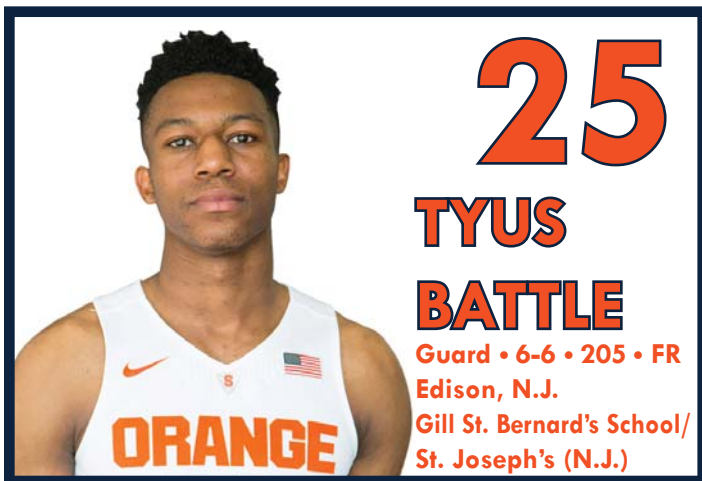


SyracuseAthletics



SyracuseOrange





25

**TYUS  
BATTLE**

Guard • 6-6 • 205 • FR  
Edison, N.J.  
Gill St. Bernard's School/  
St. Joseph's (N.J.)

- He has scored in 18-of-19 appearances as a freshman.
- Battle has converted 36-of-83 (.434) of his 3-point attempts. He has converted three-or-more 3-pointers in eight games this season, including three of the four last outings.
- Over ten games with the starting five, Battle has averaged 12.7 points per game.
- Battle had a team-best and career-high 21 points when Syracuse defeated Boston College.
- In his first start in the Orange uniform against North Florida, Battle tallied a career-high 19 points in 36 minutes of play.
- Battle was the 2016 New Jersey Gatorade Player of the Year.

2016-17 Battle Game-by-Game

Opponent	MP	FG	3PT	FT	REB	F	A	T	B	S	TP
COLGATE	23	1-7	0-3	4-4	1	2	0	0	0	0	6
vs. HOLY CROSS	24	3-7	3-5	0-0	2	0	4	0	1	3	9
vs. MONMOUTH	20	3-4	3-4	0-1	3	2	1	0	0	2	9
vs. S. CAROLINA ST.	16	2-4	1-2	0-0	1	1	1	0	1	0	5
vs. South Carolina	13	0-2	0-1	0-0	0	0	2	0	1	0	0
at Wisconsin	20	1-4	0-2	2-2	2	4	1	2	0	0	4
NORTH FLORIDA*	36	6-7	4-5	3-4	2	2	1	1	0	1	19
vs. Connecticut*	35	2-6	2-5	1-2	1	4	2	3	0	0	7
BOSTON UNIVERSITY*	28	2-8	2-7	1-2	1	0	3	1	0	2	7
GEORGETOWN	12	1-2	0-1	0-0	2	3	0	1	0	0	2
EASTERN MICHIGAN	23	5-9	4-7	4-4	2	1	1	1	0	1	18
ST. JOHN'S	22	2-8	1-6	3-4	1	4	3	5	0	2	8
CORNELL*	32	5-11	4-7	2-2	3	1	1	1	0	3	16
at Boston College*	28	3-6	1-3	0-0	4	0	4	1	0	0	7
MIAMI*	40	3-5	1-3	2-2	3	3	1	2	0	1	9
PITTSBURGH*	40	6-9	3-5	0-0	1	1	1	0	0	3	15
at Virginia Tech*	40	5-11	3-6	0-0	1	3	1	3	1	1	13
BOSTON COLLEGE*	33	7-13	3-6	4-5	1	1	2	1	0	3	21
at North Carolina*	39	4-11	1-5	4-4	3	1	2	1	1	4	13
at Notre Dame											
WAKE FOREST											
FLORIDA STATE											
at North Carolina St.											
VIRGINIA											
at Clemson											
at Pittsburgh											
LOUISVILLE											
at Georgia Tech											
DUKE											
at Louisville											
GEORGIA TECH											

\*indicates start

Battle Season and Career Highs

**Points**  
Season and Career: 21 vs. Boston College, 2016-17

**FG Made**  
Season and Career: 7 vs. Boston College, 2016-17

**FG Attempted**  
Season and Career: 13 vs. Boston College, 2016-17

**3-Point FGM**  
Season and Career: 4 vs. North Florida, vs. Eastern Michigan, vs. Cornell, 2016-17

**3-Point FGA**  
Season and Career: 7 vs. Boston University, vs. Eastern Michigan, vs. Cornell, 2016-17

**FT Made**  
Season and Career: 4 vs. Colgate, vs. Eastern Michigan, vs. Boston College, at North Carolina, 2016-17

**FT Attempted**  
Season and Career: 5 vs. Boston College, 2016-17

**Rebounds**  
Season and Career: 4 at Boston College, 2016-17

**Off. Rebounds**  
Season and Career: 1 vs. Holy Cross, vs. St. John's, 2016-17

**Def. Rebounds**  
Season and Career: 4 at Boston College, 2016-17

**Assists**  
Season and Career: 4 vs. Holy Cross, at Boston College, 2016-17

**Steals**  
Season and Career: 4 at North Carolina, 2016-17

**Blocks**  
Season and Career: 1 vs. Holy Cross, vs. S. Carolina St., at Virginia Tech, at North Carolina, 2016-17

**Minutes**  
Season and Career: 40 vs. Miami, vs. Pittsburgh, at Virginia Tech, 2016-17

Battle's Career Statistics

Year	G	GS	TOTAL			3-PTS			FT	FTA	Pct	REBOUNDS				PF	FO	A	TO	Blk	Stl	Pts	Avg
			FG	FGA	Pct	3FG	3FGA	Pct				O	D	Tot	Avg								
2016-17	19	10	61	134	.455	36	83	.434	30	36	.833	2	32	34	1.8	33	0	31	23	5	26	188	9.9



- He suffered a torn retina in his right eye and had surgery Dec. 17. He is out indefinitely.
- He ranks fifth on the team with an average of 4.1 rebounds per game.
- Chukwu had a season-high seven rebounds and four blocks against South Carolina State.
- Chukwu has at least one blocked shot in six-of-seven appearances.
- In his first action since the 2014-15 season, Chukwu logged 21 minutes in the exhibition game versus Indiana (Pa.). He finished with four points, five rebounds and two blocks.
- Chukwu transferred to Syracuse after one year at Providence. He sat out last year per the NCAA transfer rule.

2016-17 Chukwu Game-by-Game

Opponent	MP	FG	3PT	FT	REB	F	A	T	B	S	TP
COLGATE	17	2-2	0-0	0-6	5	1	0	1	1	1	4
vs. HOLY CROSS	22	0-0	0-0	0-0	5	3	1	2	3	1	0
vs. MONMOUTH	10	0-0	0-0	0-0	4	1	0	2	2	1	0
vs. S. CAROLINA ST.	25	2-3	0-0	0-1	7	4	1	3	4	0	4
vs. South Carolina	17	0-2	0-0	0-0	4	4	0	0	1	0	0
at Wisconsin	7	0-0	0-0	0-0	1	0	0	1	0	0	0
NORTH FLORIDA	DNP										
vs. Connecticut	DNP										
BOSTON UNIVERSITY	10	2-2	0-0	0-2	3	2	0	1	3	0	4
GEORGETOWN	DNP										
EASTERN MICHIGAN	DNP										
ST. JOHN'S	DNP										
CORNELL	DNP										
at Boston College	DNP										
MIAMI	DNP										
PITTSBURGH	DNP										
at Virginia Tech	DNP										
BOSTON COLLEGE	DNP										
at North Carolina	DNP										
at Notre Dame											
WAKE FOREST											
FLORIDA STATE											
at North Carolina St.											
VIRGINIA											
at Clemson											
at Pittsburgh											
LOUISVILLE											
at Georgia Tech											
DUKE											
at Louisville											
GEORGIA TECH											

\*indicates start

Chukwu's Career Statistics 2014-15 at Providence; 2016-17 at Syracuse

Year	G	GS	TOTAL			3-PTS			FT			REBOUNDS				PF	FO	A	TO	Blk	Stl	Pts	Avg
			FG	FGA	Pct	3FG	3FGA	Pct	FT	FTA	Pct	O	D	Tot	Avg								
2014-15	33	3	33	50	.660	0	0	.000	24	40	.600	33	50	83	2.5	62	2	5	19	23	9	90	2.7
2015-16									sat out as transfer														
2016-17	7	0	6	9	.667	0	0	.000	0	9	.000	11	18	29	4.1	15	0	2	10	14	3	12	1.7
<b>Totals</b>	<b>40</b>	<b>3</b>	<b>39</b>	<b>59</b>	<b>.661</b>	<b>0</b>	<b>0</b>	<b>.000</b>	<b>24</b>	<b>49</b>	<b>.490</b>	<b>44</b>	<b>68</b>	<b>112</b>	<b>2.8</b>	<b>77</b>	<b>2</b>	<b>7</b>	<b>29</b>	<b>37</b>	<b>12</b>	<b>102</b>	<b>2.6</b>

THE BASKETBALL HALL OF FAME  
**KAREEM ABDUL-JABBAR**  
**AWARD**

Chukwu was named to the 2017 Kareem Abdul-Jabbar Award watch list in October. The award honors the top Division I center. The watchlist is comprised of 20 candidates and will be narrowed down to 10 by mid-February. The winner of the 2017 Kareem Abdul-Jabbar Award will be presented at the ESPN College Basketball Awards in April.

**Kareem Abdul-Jabbar Award Watch List**

Moses Kingsley	Arkansas	Isaac Haas	Purdue
Eric Mika	BYU	<b>Paschal Chukwu</b>	<b>Syracuse</b>
Justin Patton	Creighton	Jarrett Allen	Texas
Marques Bolden	Duke	Tyler Davis	Texas A&M
Zena Edosomwan	Harvard	Thomas Welsh	UCLA
Thomas Bryant	Indiana	Kennedy Meeks	N. Carolina
Bam Adebayo	Kentucky	Luke Kornet	Vanderbilt
Tim Kempton	Lehigh	Mo Alie-Cox	VCU
Omer Yurtseven	NC State	Josh Hawkinson	Wash. State
Chris Boucher	Oregon	Ethan Happ	Wisconsin

Chukwu Season and Career Highs

**Points**  
 Season: 4 vs. Colgate, vs. S. Carolina St., vs. Boston University, 2016-17  
 Career: 9 Rhode Island, 2014-15

**FG Made**  
 Season: 2 vs. Colgate, vs. S. Carolina St., vs. Boston University, 2016-17  
 Career: 4 Rhode Island, 2014-15

**FG Attempted**  
 Season: 3 vs. S. Carolina St., 2016-17  
 Career: 5 Binghamton, 2014-15

**3-Point FGM**  
 Season and Career: 0

**3-Point FGA**  
 Season and Career: 0

**FT Made**  
 Season:  
 Career: 5 Stony Brook, 2014-15

**FT Attempted**  
 Season: 6 vs. Colgate, 2016-17  
 Career: 8 Stony Brook, 2014-15

**Rebounds**  
 Season: 7 vs. S. Carolina St., 2016-17  
 Career: 9 at Butler, 2014-15

**Off. Rebounds**  
 Season: 5 vs. S. Carolina St., 2016-17  
 Career: 5 at Butler, 2014-15, vs. S. Carolina St., 2016-17


**Def. Rebounds**  
 Season: 5 vs. Holy Cross, 2016-17  
 Career: 5 Navy, Marquette, 2014-15, vs. Holy Cross, 2016-17

**Assists**  
 Season: 1 vs. Holy Cross, vs. S. Carolina St., 2016-17  
 Career: 1 vs. Florida State, at Boston College, St. John's, Seton Hall, at Villanova, 2014-15, vs. Holy Cross, vs. S. Carolina St., 2016-17

**Steals**  
 Season: 1 vs. Colgate, vs. Holy Cross, vs. Monmouth 2016-17  
 Career: 1 vs. Navy, at Boston College, Rhode Island, at Marquette, at St. John's, Seton Hall, at DePaul, Marquette, vs. St. John's, 2014-15, vs. Colgate, vs. Holy Cross, vs. Monmouth 2016-17

**Blocks**  
 Season: 4 vs. S. Carolina St., 2016-17  
 Career: 4 vs. Marquette, 2014-15, vs. S. Carolina St., 2016-17

**Minutes**  
 Season: 25 vs. S. Carolina St., 2016-17  
 Career: 28 vs. Marquette, 2014-15



- Coleman's streak of 51 consecutive starts came to an end on Jan. 1 at Boston College.
- He ranks third on the team in rebound average (5.3).
- He had his sixth-career double-double versus St. John's with 10 points and 10 rebounds.
- Coleman averaged 12.3 points and 8.3 rebounds an outing during the stretch of Wisconsin, North Florida and Connecticut games. He was 15-of-23 (.652) from the field.
- His first double-double of the campaign came against Connecticut when he contributed 10 points and a career-best 16 rebounds.
- Coleman contributed a career-best 15 points in Syracuse's win against North Florida.
- He earned his undergraduate degree in child and family studies last spring.

## 2016-17 Coleman Game-by-Game

Opponent	MP	FG	3PT	FT	REB	F	A	T	B	S	TP
COLGATE*	15	3-4	0-0	0-0	6	4	1	1	1	1	6
vs. HOLY CROSS*	12	0-1	0-0	1-2	6	1	0	1	0	0	1
vs. MONMOUTH*	15	2-7	0-0	3-4	8	3	0	1	0	0	7
vs. S. CAROLINA ST.*	12	3-4	0-0	1-2	4	2	0	2	0	0	7
vs. South Carolina*	15	1-2	0-0	2-4	4	2	1	0	0	1	4
at Wisconsin*	30	5-7	0-0	2-2	3	3	0	0	0	1	12
NORTH FLORIDA*	29	6-10	0-0	3-5	6	3	0	0	1	1	15
vs. Connecticut*	28	4-6	0-0	2-5	16	3	1	5	2	0	10
BOSTON UNIVERSITY*	9	0-2	0-0	2-2	4	0	0	1	1	0	2
GEORGETOWN*	14	1-3	0-0	0-0	2	3	0	2	0	0	2
EASTERN MICHIGAN*	16	5-8	0-0	2-3	4	3	0	2	2	0	12
ST. JOHN'S*	22	5-11	0-1	0-2	10	3	0	2	2	0	10
CORNELL*	9	1-2	0-0	0-0	1	1	0	3	0	1	2
at Boston College	DNP										
MIAMI	1	0-0	0-0	0-0	0	0	0	0	0	0	0
PITTSBURGH	DNP										
at Virginia Tech	DNP										
BOSTON COLLEGE	DNP										
at North Carolina	DNP										
at Notre Dame											
WAKE FOREST											
FLORIDA STATE											
at North Carolina St.											
VIRGINIA											
at Clemson											
at Pittsburgh											
LOUISVILLE											
at Georgia Tech											
DUKE											
at Louisville											
GEORGIA TECH											

\*indicates start

## Coleman Career Highs

**Points**  
 Season: 15 vs. North Florida, 2016-17  
 Career: 15 vs. North Florida, 2016-17

**FG Made**  
 Season: 6 vs. North Florida, 2016-17  
 Career: 6 vs. North Florida, 2016-17

**FG Attempted**  
 Season: 10 vs. North Florida, vs. St. John's, 2016-17  
 Career: 11 vs. Central Connecticut, 2012-13

**3-Point FGM**  
 Season and Career: 0

**3-Point FGA**  
 Season and Career: 1 vs. St. John's, 2016-17

**FT Made**  
 Season: 3 vs. Monmouth, vs. North Florida, 2016-17  
 Career: 6 vs. Texas Southern, 2015-16

**FT Attempted**  
 Season: 5 vs. North Florida, vs. Connecticut, 2016-17  
 Career: 8 vs. Fordham, 2013-14

**Rebounds**  
 Season: 16 vs. Connecticut, 2016-17  
 Career: 16 vs. Connecticut, 2016-17

**Off. Rebounds**  
 Season: 6 vs. Connecticut, vs. St. John's, 2016-17  
 Career: 7 vs. Fordham, 2013-14

**Def. Rebounds**  
 Season: 10 vs. Connecticut, 2016-17  
 Career: 10 vs. Connecticut, 2016-17

**Assists**  
 Season: 1 vs. Colgate, vs. South Carolina, vs. Connecticut, 2016-17  
 Career: 3 vs. Charlotte, 2015-16

**Steals**  
 Season: 1 vs. Colgate, vs. S. Carolina, at Wisconsin, vs. North Florida, vs. Cornell, 2016-17  
 Career: 4 vs. Texas Southern, 2015-16

**Blocks**  
 Season: 2 vs. Connecticut, vs. Eastern Michigan, vs. St. John's, 2016-17  
 Career: 3 vs. Charlotte, 2015-16; vs. Princeton, Long Beach State, 2012-13

**Minutes**  
 Season: 30 at Wisconsin, 2016-17  
 Career: 35 vs. NC State, 2015-16

## Coleman's Career Statistics

Year	G	GS	TOTAL			3-PTS			REBOUNDS			PF	FO	A	TO	Blk	Stl	Pts	Avg				
			FG	FGA	Pct	3FG	3FGA	Pct	FT	FTA	Pct									O	D	Tot	Avg
2012-13	24	20	42	96	.438	0	0	.000	30	65	.462	37	58	95	4.0	30	0	4	23	9	13	114	4.8
2013-14	13	12	21	36	.583	0	0	.000	14	28	.500	31	23	54	4.2	23	0	3	11	7	4	56	4.3
2014-15	did not play -- injured																						
2015-16	37	37	68	124	.548	0	0	.000	46	70	.657	68	105	173	4.7	102	4	15	41	33	26	182	4.9
2016-17	14	13	36	67	.537	0	1	.000	18	31	.581	28	46	74	5.3	31	0	3	20	9	5	90	6.4
<b>Totals</b>	<b>88</b>	<b>82</b>	<b>167</b>	<b>323</b>	<b>.517</b>	<b>0</b>	<b>1</b>	<b>.000</b>	<b>108</b>	<b>194</b>	<b>.557</b>	<b>164</b>	<b>232</b>	<b>396</b>	<b>4.5</b>	<b>186</b>	<b>4</b>	<b>25</b>	<b>95</b>	<b>58</b>	<b>48</b>	<b>442</b>	<b>5.0</b>





- Gillon is averaging 5.1 assists per game.
- He had back-to-back double digit assist games with 11 apiece versus Miami and Pittsburgh.
- Gillon's game versus Pittsburgh was his first double-double for the Orange (20 pts, 11 assists).
- In eight games with the starting lineup, he has averaged 9.1 points, 6.5 assists, and 1.9 steals.
- He was just shy of a double-double versus Eastern Michigan with 14 points and nine assists.
- Gillon had a team-leading and season-high 23 points in Syracuse's win against Boston University. He was 7-of-9 from the field including 6-of-7 on 3-point attempts.
- Gillon transferred to Syracuse from Colorado State. He has one year of eligibility left.

2016-17 Gillon Game-by-Game

Opponent	MP	FG	3PT	FT	REB	F	A	T	B	S	TP
COLGATE	21	5-8	1-2	2-3	2	1	6	0	0	1	13
vs. HOLY CROSS	18	6-8	2-3	1-1	1	1	9	1	0	2	15
vs. MONMOUTH	21	2-7	1-5	0-0	2	1	1	2	0	0	5
vs. S. CAROLINA ST.	20	5-12	2-4	2-2	1	0	4	1	0	3	14
vs. South Carolina	28	1-1	1-1	0-1	1	0	3	5	0	1	3
at Wisconsin	24	3-6	0-2	4-5	1	1	4	2	0	1	10
NORTH FLORIDA	11	0-0	0-0	0-0	0	1	1	2	0	1	0
vs. Connecticut	16	0-4	0-3	0-0	1	1	2	0	0	2	0
BOSTON UNIVERSITY	28	7-9	6-7	3-4	5	0	4	0	0	2	23
GEORGETOWN*	37	4-14	2-4	3-4	3	4	2	1	0	3	13
EASTERN MICHIGAN*	31	4-9	3-7	3-3	3	0	9	1	0	5	14
ST. JOHN'S*	30	1-7	0-3	3-6	2	1	4	1	0	0	5
CORNELL	19	1-3	0-1	0-0	3	2	7	0	0	1	2
at Boston College	26	2-10	0-4	3-4	0	2	3	1	0	1	7
MIAMI*	39	3-7	1-4	1-2	2	0	11	5	0	2	8
PITTSBURGH*	40	6-16	6-12	2-2	2	2	11	4	0	2	20
at Virginia Tech*	27	2-9	1-4	4-4	3	1	3	2	0	0	9
BOSTON COLLEGE*	26	1-6	0-3	2-2	3	2	6	1	0	1	4
at North Carolina*	38	1-7	1-3	1-2	0	1	6	2	0	2	4
at Notre Dame											
WAKE FOREST											
FLORIDA STATE											
at North Carolina St.											
VIRGINIA											
at Clemson											
at Pittsburgh											
LOUISVILLE											
at Georgia Tech											
DUKE											
at Louisville											
GEORGIA TECH											

\*Indicates start

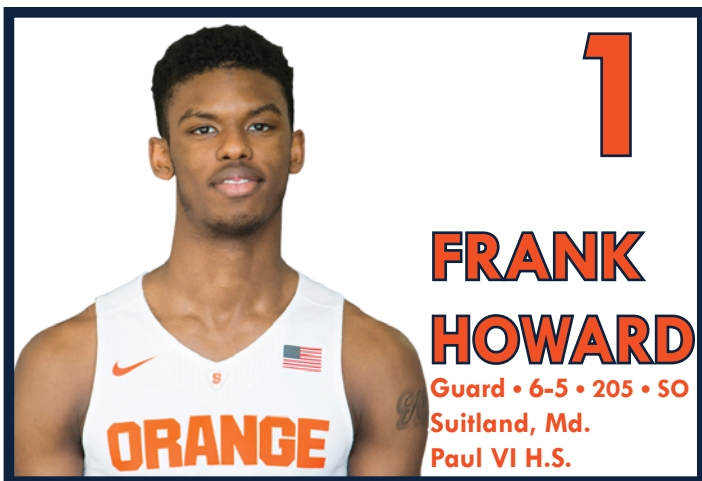
Gillon Career Highs

<b>Points</b>
Season: 23 vs. Boston University, 2016-17
Career: 28 vs. Long Beach State, 2015-16
<b>FG Made</b>
Season: 7 vs. Boston University, 2016-17
Career: 7 vs. Long Beach State, Utah State, 2015-16, vs. Boston University, 2016-17
<b>FG Attempted</b>
Season: 16 vs. Pittsburgh, 2016-17
Career: 16 vs. Abilene Christian, UTEP, 2015-16, vs. Pittsburgh, 2016-17
<b>3-Point FGM</b>
Season: 6 vs. Boston University, vs. Pittsburgh, 2016-17
Career: 6 vs. Long Beach State, 2015-16, vs. Boston University, vs. Pittsburgh, 2016-17
<b>3-Point FGA</b>
Season: 12 vs. Pittsburgh, 2016-17
Career: 12 vs. Pittsburgh, 2016-17
<b>FT Made</b>
Season: 4 at Wisconsin, at Virginia Tech, 2016-17
Career: 13 vs. Abilene Christian, 2015-16
<b>FT Attempted</b>
Season: 6 vs. St. John's, 2016-17
Career: 14 vs. Abilene Christian, 2015-16
<b>Rebounds</b>
Season: 5 vs. Boston University, 2016-17
Career: 9 vs. Portland, 2015-16
<b>Off. Rebounds</b>
Season: 2 vs. Monmouth, 2016-17
Career: 2 vs. Boise State, Wyoming, 2015-16, vs. Monmouth, 2016-17
<b>Def. Rebounds</b>
Season: 4 vs. Boston University, 2016-17
Career: 9 vs. Portland, 2015-16
<b>Assists</b>
Season: 11 vs. Miami, vs. Pittsburgh, 2016-17
Career: 11 vs. Nevada, 2014-15; vs. Miami, vs. Pittsburgh, 2016-17
<b>Steals</b>
Season: 5 vs. Eastern Michigan, 2016-17
Career: 5 vs. Eastern Michigan, 2016-17
<b>Blocks</b>
Season: 0
Career: 2 vs. Portland, 2015-16
<b>Minutes</b>
Season: 40 vs. Pittsburgh, 2016-17
Career: 45 vs. UTEP, 2015-16

Gillon's Career Statistics

2012-13 Arkansas-Little Rock; 2014-16 Colorado State; 2016-17 Syracuse

Year	G	GS	TOTAL			3-PTS			REBOUNDS			PF	FO	A	TO	Blk	Stl	Pts	Avg					
			FG	FGA	Pct	3FG	3FGA	Pct	FT	FTA	Pct									O	D	Tot	Avg	
2012-13	27	12	80	190	.421	37	94	.394	89	109	.817	8	57	65	2.4	53	0	64	62	1	19	286	10.6	
2013-14																								
2014-15	34	1	61	168	.363	34	86	.395	112	141	.794	5	51	56	1.6	49	0	110	41	2	12	268	7.9	
2015-16	34	26	119	311	.383	60	180	.333	152	173	.879	14	83	97	2.9	84	1	130	77	5	26	450	13.2	
2016-17	19	8	54	143	.378	27	72	.375	34	45	.756	8	27	35	1.8	21	0	96	31	0	30	169	8.9	
<b>Totals</b>	<b>114</b>	<b>47</b>	<b>314</b>	<b>812</b>	<b>.387</b>	<b>158</b>	<b>432</b>	<b>.366</b>	<b>387</b>	<b>468</b>	<b>.827</b>	<b>35</b>	<b>218</b>	<b>253</b>	<b>2.2</b>	<b>207</b>	<b>1</b>	<b>400</b>	<b>211</b>	<b>8</b>	<b>87</b>	<b>1,173</b>	<b>10.3</b>	



**FRANK HOWARD**

Guard • 6-5 • 205 • SO  
Suitland, Md.  
Paul VI H.S.

- Howard is averaging 5.1 assists per game. He has tallied double-digit assists four times.
- He has posted double-doubles (points-assists) against S Carolina State, North Florida and Eastern Michigan.
- He tallied a career-best 13 assists, paired with 10 points, for his second-career double-double versus North Florida.
- Howard contributed 10 points and 11 assists against Eastern Michigan for his third-career double-double.
- He was the first Orange player since Michael Carter-Williams (vs. Seton Hall on March 13, 2013) to register double-digit assists in a game. Howard tallied his first-career double-double vs. South Carolina State when he posted 10 points and 11 assists.

**2016-17 Howard Game-by-Game**

Opponent	MP	FG	3PT	FT	REB	F	A	T	B	S	TP
COLGATE*	22	4-4	3-3	0-2	4	2	9	3	0	4	11
vs. HOLY CROSS*	20	3-5	1-2	0-0	1	1	3	1	1	1	7
vs. MONMOUTH*	23	3-6	1-3	1-2	3	3	6	2	1	1	8
vs. S. CAROLINA ST.*	22	4-7	2-4	0-1	4	1	11	1	0	1	10
vs. South Carolina*	24	3-7	1-2	3-7	0	3	3	1	0	2	10
at Wisconsin*	16	2-8	1-4	2-2	1	0	2	1	0	3	7
NORTH FLORIDA*	30	2-3	1-1	5-9	5	1	13	2	0	4	10
vs. Connecticut*	27	0-9	0-3	3-4	3	4	3	2	0	1	3
BOSTON UNIVERSITY*	26	0-5	0-2	6-8	2	2	11	2	0	3	6
GEORGETOWN*	28	2-6	0-2	0-0	1	3	4	6	0	3	4
EASTERN MICHIGAN*	29	3-5	1-2	3-4	4	4	11	4	1	2	10
ST. JOHN'S*	15	2-9	0-2	0-0	2	4	2	4	0	0	4
CORNELL*	21	1-4	0-1	0-0	2	2	3	1	1	2	2
at Boston College*	17	1-6	0-2	1-2	3	2	3	3	0	1	3
MIAMI	1	0-0	0-0	0-0	0	0	0	0	0	0	0
PITTSBURGH	DNP										
at Virginia Tech	13	1-5	0-1	0-0	0	4	4	0	0	0	2
BOSTON COLLEGE	16	1-2	0-1	2-2	2	0	3	1	0	1	4
at North Carolina	1	0-0	0-0	0-0	0	0	0	1	0	0	0
at Notre Dame											
WAKE FOREST											
FLORIDA STATE											
at North Carolina St.											
VIRGINIA											
at Clemson											
at Pittsburgh											
LOUISVILLE											
at Georgia Tech											
DUKE											
at Louisville											
GEORGIA TECH											

\*indicates start

**Howard Season and Career Highs**

**Points**  
Season: 11 vs. Colgate, 2016-17  
Career: 11 vs. Colgate, 2016-17

**FG Made**  
Season: 4 vs. Colgate, vs. S. Carolina St., 2016-17  
Career: 4 vs. Colgate, vs. S. Carolina St., 2016-17

**FG Attempted**  
Season: 9 vs. Connecticut, vs. St. John's, 2016-17  
Career: 9 vs. Connecticut, vs. St. John's, 2016-17

**3-Point FGM**  
Season: 3 vs. Colgate, 2016-17  
Career: 3 vs. Colgate, 2016-17

**3-Point FGA**  
Season: 4 vs. S. Carolina St., at Wisconsin, 2016-17  
Career: 4 vs. S. Carolina St., at Wisconsin, 2016-17

**FT Made**  
Season: 6 vs. Boston University, 2016-17  
Career: 6 vs. Boston University, 2016-17

**FT Attempted**  
Season: 9 vs. North Florida, 2016-17  
Career: 9 vs. North Florida, 2016-17

**Rebounds**  
Season: 5 vs. North Florida, 2016-17  
Career: 5 vs. North Florida, 2016-17

**Off. Rebounds**  
Season: 3 at Boston College, 2016-17  
Career: 3 at Boston College, 2016-17

**Def. Rebounds**  
Season: 4 vs. Colgate, vs. S. Carolina St., vs. North Florida, 2016-17  
Career: 4 vs. Colgate, vs. S. Carolina St., vs. North Florida, 2016-17

**Assists**  
Season: 13 vs. North Florida, 2016-17  
Career: 13 vs. North Florida, 2016-17

**Steals**  
Season: 4 vs. Colgate, vs. North Florida, 2016-17  
Career: 4 vs. Colgate, vs. North Florida, 2016-17

**Blocks**  
Season: 1 vs. Holy Cross, vs. Monmouth, vs. Eastern Michigan, vs. Cornell, 2016-17  
Career: 1, Virginia Tech, Georgia Tech. 2015-16, vs. Holy Cross, vs. Monmouth, vs. Eastern Michigan, vs. Cornell, 2016-17

**Minutes**  
Season: 30 vs. North Florida, 2016-17  
Career: 30 vs. North Florida, 2016-17

**Howard's Career Statistics**

Year	G	GS	TOTAL			3-PTS			REBOUNDS			PF	FO	A	TO	Blk	Stl	Pts	Avg				
			FG	FGA	Pct	3FG	3FGA	Pct	FT	FTA	Pct									O	D	Tot	Avg
2015-16	32	0	18	63	.286	2	19	.105	14	28	.500	10	33	43	1.3	39	1	56	28	4	17	52	1.6
2016-17	17	14	32	91	.352	11	35	.314	26	43	.605	11	26	37	2.2	36	0	91	34	4	29	101	5.9
<b>Totals</b>	<b>50</b>	<b>14</b>	<b>50</b>	<b>154</b>	<b>.325</b>	<b>13</b>	<b>54</b>	<b>.241</b>	<b>40</b>	<b>71</b>	<b>.563</b>	<b>21</b>	<b>59</b>	<b>80</b>	<b>1.6</b>	<b>75</b>	<b>1</b>	<b>148</b>	<b>62</b>	<b>8</b>	<b>46</b>	<b>153</b>	<b>3.1</b>



- Lydon ranks second on the Orange in scoring average (13.7ppg.).
- He has posted 20-point performances in three of the last seven games (vs. Cornell, vs. Miami, at North Carolina).
- He leads the team with an average of 7.6 rebounds per game.
- Lydon has tallied double digits in 10 of the last 11 games, averaging 16.5 points per game.
- He had a team-leading 26 points paired with seven rebounds at #9 North Carolina.
- He had a breakout game versus Georgetown, tallying a career-high 29 points. Lydon converted 12-of-13 from the field, including 3-of-3 3-point attempts.
- Lydon tallied his first double-double of the campaign with 14 points and 10 rebounds in Syracuse's 101-59 victory against South Carolina State.

## 2016-17 Lydon Game-by-Game

Opponent	MP	FG	3PT	FT	REB	F	A	T	B	S	TP
COLGATE*	26	1-6	0-3	0-0	6	2	3	0	3	1	2
vs. HOLY CROSS*	24	6-7	2-3	3-4	6	2	1	2	0	0	17
vs. MONMOUTH*	32	2-9	0-2	2-2	7	2	3	2	4	2	6
vs. S. CAROLINA ST.*	25	4-6	4-5	2-4	10	0	1	0	0	1	14
vs. South Carolina*	35	5-12	3-5	5-6	7	2	0	6	0	1	18
at Wisconsin*	36	4-9	1-6	0-0	5	3	2	1	0	0	9
NORTH FLORIDA*	37	2-9	1-4	1-2	9	1	3	4	0	0	6
vs. Connecticut*	40	1-7	1-4	4-4	9	3	0	1	1	1	7
BOSTON UNIVERSITY*	26	4-9	0-3	2-3	6	2	2	0	1	2	10
GEORGETOWN*	36	12-13	3-3	2-5	9	3	2	0	1	1	29
EASTERN MICHIGAN*	16	4-7	2-2	2-2	6	1	4	2	1	1	12
ST. JOHN'S*	38	5-13	2-6	4-6	10	2	2	1	0	0	16
CORNELL*	36	6-12	4-6	4-5	10	2	3	0	1	2	20
at Boston College*	39	4-10	1-3	8-9	12	4	0	0	3	2	17
MIAMI*	39	7-13	2-3	4-4	7	2	1	3	3	1	20
PITTSBURGH*	34	5-9	1-2	2-2	5	4	3	1	2	0	13
at Virginia Tech*	29	1-5	0-2	0-0	7	2	1	0	0	1	2
BOSTON COLLEGE*	33	6-10	0-2	4-4	6	2	1	2	2	2	16
at North Carolina*	39	11-14	3-5	1-1	7	2	1	3	1	1	26
at Notre Dame											
WAKE FOREST											
FLORIDA STATE											
at North Carolina St.											
VIRGINIA											
at Clemson											
at Pittsburgh											
LOUISVILLE											
at Georgia Tech											
DUKE											
at Louisville											
GEORGIA TECH											

\*indicates start

## Lydon's Career Statistics

Year	TOTAL				3-PTS			REBOUNDS							PF		FO		A		TO		Blk		Stl		Pts		Avg	
	G	GS	FG	FGA	Pct	3FG	3FGA	Pct	FT	FTA	Pct	O	D	Tot	Avg															
2015-16	37	0	127	266	.477	49	122	.402	72	93	.774	66	167	233	6.3	101	2	41	47	67	42	375	10.1							
2016-17	19	19	90	180	.500	30	69	.435	50	63	.794	36	108	144	7.6	41	0	33	28	23	19	260	13.7							
<b>Totals</b>	<b>56</b>	<b>19</b>	<b>217</b>	<b>446</b>	<b>.487</b>	<b>79</b>	<b>191</b>	<b>.414</b>	<b>122</b>	<b>156</b>	<b>.782</b>	<b>102</b>	<b>275</b>	<b>377</b>	<b>6.7</b>	<b>142</b>	<b>2</b>	<b>74</b>	<b>75</b>	<b>90</b>	<b>61</b>	<b>635</b>	<b>11.3</b>							

### THE BASKETBALL HALL OF FAME KARL MALONE AWARD

Lydon was named to the 2017 Karl Malone Award watch list in October. The award honors the top Division I power forward. The watch list is comprised of 20 candidates and will be narrowed down to 10 by mid-February. The winner of the 2017 Karl Malone Award will be presented at the ESPN College Basketball Awards in April.

#### Karl Malone Award Watch List

Lauri Markkanen	Arizona	Bonzie Colson	Notre Dame
Johnathan Motley	Baylor	Michael Young	Pittsburgh
Ivan Rabb	California	Caleb Swanigan	Purdue
Amile Jefferson	Duke	<b>Tyler Lydon</b>	<b>Syracuse</b>
Jonathan Isaac	Florida St.	TJ Leaf	UCLA
Yante Maten	Georgia	Bennie Boatwright	USC
Carlton Bragg Jr.	Kansas	Alec Peters	Valparaiso
Dedric Lawson	Memphis	Kris Jenkins	Villanova
Miles Bridges	Michigan St.	Austin Nichols	Virginia
Isaiah Hicks	N. Carolina	Nigel Hayes	Wisconsin

## Lydon Season and Career Highs

### Points

Season: 29 vs. Georgetown, 2016-17

Career: 29 vs. Georgetown, 2016-17

### FG Made

Season: 12 vs. Georgetown, 2016-17

Career: 12 vs. Georgetown, 2016-17

### FG Attempted

Season: 14 at North Carolina, 2016-17

Career: 14 at North Carolina, 2016-17

### 3-Point FGM

Season: 4 vs. S. Carolina St., vs. Cornell, 2016-17

Career: 4 vs. Pittsburgh, 2015-16, vs. S. Carolina St., vs. Cornell, 2016-17

### 3-Point FGA

Season: 6 at Wisconsin, vs. St. John's, vs. Cornell, 2016-17

Career: 8 vs. Pittsburgh, 2015-16

### FT Made

Season: 8 at Boston College, 2016-17

Career: 8 at Boston College, 2016-17

### FT Attempted

Season: 9 at Boston College, 2016-17

Career: 10 vs. Middle Tennessee (NCAA), 2015-16

### Rebounds

Season: 12 at Boston College, 2016-17

Career: 12 vs. Connecticut, 2015-16, at Boston College, 2016-17

### Off. Rebounds

Season: 4 vs. Georgetown, 2016-17

Career: 6 at Duke, 2015-16

### Def. Rebounds

Season: 10 at Boston College, 2016-17

Career: 10 at Boston College, 2016-17

### Assists

Season: 4 vs. Eastern Michigan, 2016-17

Career: 4 vs. Clemson, 2015-16, vs. Eastern Michigan, 2016-17

### Steals

Season: 2 vs. Monmouth, vs. Boston University, vs. Cornell, at Boston College, vs. Boston College, 2016-17

Career: 5 vs. Clemson, 2015-16

### Blocks

Season: 4 vs. Monmouth, 2016-17

Career: 6 vs. Gonzaga (NCAA), vs. Middle Tennessee (NCAA), 2015-16

### Minutes

Season: 40 vs. Connecticut, 2016-17

Career: 42 vs. Wisconsin, 2015-16





20

TYLER  
LYDON

Forward • 6-9 • 223 • SO  
Elizaville, N.Y.  
Pine Plains H.S./  
New Hampton School (N.H.)

THE BASKETBALL HALL OF FAME  
**KARL MALONE  
AWARD**

Lydon was named to the 2017 Karl Malone Award watch list in October. The award honors the top Division I power forward. The watch list is comprised of 20 candidates and will be narrowed down to 10 by mid-February. The winner of the 2017 Karl Malone Award will be presented at the ESPN College Basketball Awards in April.

**Karl Malone Award Watch List**

Lauri Markkanen	Arizona	Bonzie Colson	Notre Dame
Johnathan Motley	Baylor	Michael Young	Pittsburgh
Ivan Rabb	California	Caleb Swanigan	Purdue
Amile Jefferson	Duke	<b>Tyler Lydon</b>	<b>Syracuse</b>
Jonathan Isaac	Florida St.	TJ Leaf	UCLA
Yante Maten	Georgia	Bennie Boatwright	USC
Carlton Bragg Jr.	Kansas	Alec Peters	Valparaiso
Dedric Lawson	Memphis	Kris Jenkins	Villanova
Miles Bridges	Michigan St.	Austin Nichols	Virginia
Isaiah Hicks	N. Carolina	Nigel Hayes	Wisconsin



Lydon was named to the 2017 John R. Wooden Award preseason watchlist in November. The award is presented annually by Wendy's and is the most prestigious honor in college basketball as it recognizes the nation's most outstanding player.

Lydon was not included on the Award's Midseason Top 25 (players indicated by bold type).

**John R. Wooden Award Preseason Watch List**

Jaylen Adams	St. Bonaventure	Edrice Adebayo	Kentucky
Grayson Allen	Duke	Jarrett Allen	Texas
<b>Dwayne Bacon</b>	<b>Florida State</b>	<b>Lonzo Ball</b>	<b>UCLA</b>
V.J. Beachem	Notre Dame	<b>Joel Berry II</b>	<b>N. Carolina</b>
James Blackmon, Jr.	Indiana	Antonio Blakeney	LSU
<b>Jaron Blossomgame</b>	<b>Clemson</b>	Trevon Bluiett	Xavier
Chris Boucher	Oregon	Miles Bridges	Mich. St.
<b>Dillon Brooks</b>	<b>Oregon</b>	Thomas Bryant	Indiana
Tyler Dorsey	Oregon	Jawun Evans	Okla. St.
<b>De'Aaron Fox</b>	<b>Kentucky</b>	<b>Markelle Fultz</b>	<b>Wash.</b>
Jack Gibbs	Davidson	Harry Giles	Duke
Devonte' Graham	Kansas	<b>Ethan Happ</b>	<b>Wisconsin</b>
<b>Josh Hart</b>	<b>Villanova</b>	<b>Nigel Hayes</b>	<b>Wisconsin</b>
Malcolm Hill	Illinois	<b>Josh Jackson</b>	<b>Kansas</b>
<b>Justin Jackson</b>	<b>N. Carolina</b>	Kris Jenkins	Villanova
Peter Jok	Iowa	<b>Luke Kennard</b>	<b>Duke</b>
Moses Kingsley	Arkansas	Bronson Koenig	Wisconsin
Dedric Lawson	Memphis	<b>TJ Leaf</b>	<b>UCLA</b>
Tyler Lydon	Syracuse	<b>Lauri Markkanen</b>	<b>Arizona</b>
<b>Kelan Martin</b>	<b>Butler</b>	<b>Frank Mason III</b>	<b>Kansas</b>
<b>Malik Monk</b>	<b>Kentucky</b>	<b>Monte Morris</b>	<b>Iowa State</b>
<b>Johnathan Motley</b>	<b>Baylor</b>	Austin Nichols	Virginia
London Purrantes	Virginia	<b>Alec Peters</b>	<b>Valparaiso</b>
Ivan Rabb	California	Dennis Smith, Jr.	NC State
Edmond Sumner	Xavier	<b>Caleb Swanigan</b>	<b>Purdue</b>
Jayson Tatum	Duke	<b>Melo Trimble</b>	<b>Maryland</b>
<b>Maruce Watson, Jr.</b>	<b>Creighton</b>	Nigel Williams-Goss	<b>Gonzaga</b>



Lydon was named to the 2017 Naismith Trophy Player of the Year preseason watchlist in November. The award is presented annually to the nation's top Division I player. The list will be shortened to 30 players and announced February 9, 2017.

**Naismith Trophy Player of the Year Preseason Watch List**

Edrice Adebayo	Kentucky	Grayson Allen	Duke
Jarrett Allen	Texas	Dwayne Bacon	Florida St.
Lonzo Ball	UCLA	V.J. Beachem	Notre Dame
Joel Berry II	N. Carolina	James Blackmon Jr.	Indiana
Jaron Blossomgame	Clemson	Trevon Bluiett	Xavier
Chris Boucher	Oregon	Miles Bridges	Michigan St.
Dillon Brooks	Oregon	Thomas Bryant	Indiana
Troy Caupain	Cincinnati	Tyler Davis	Texas A&M
Jawun Evans	Okla. St.	De'Aaron Fox	Kentucky
Markelle Fultz	Washington	Jack Gibbs	Davidson
Harry Giles	Duke	Devonte' Graham	Kansas
Ethan Happ	Wisconsin	Josh Hart	Villanova
Nigel Hayes	Wisconsin	Malcolm Hill	Illinois
Josh Jackson	Kansas	Justin Jackson	N. Carolina
Kris Jenkins	Villanova	Peter Jok	Iowa
Moses Kingsley	Arkansas	Bronson Koenig	Wisconsin
Dedric Lawson	Memphis	<b>Tyler Lydon</b>	<b>Syracuse</b>
Lauri Markkanen	Arizona	Frank Mason III	Kansas
E.C. Matthews	Rhode Island	Malik Monk	Kentucky
Monte Morris	Iowa State	Jonathan Motley	Baylor
Austin Nichols	Virginia	London Purrantes	Virginia
Alec Peters	Valparaiso	Ivan Rabb	California
Dennis Smith Jr.	NC State	Edmond Sumner	Xavier
Caleb Swanigan	Purdue	Jayson Tatum	Duke
Melo Trimble	Maryland	Nigel Williams-Goss	Gonzaga



Lydon was named to the 2017 Lute Olson Preseason watch list in November. The Lute Olson Award is presented annually to the nation's top Division I player who has played at least two seasons. The winner will be presented at the CollegeInsider.com awards banquet in April.

**Lute Olson Award Preseason Watch List**

Jalen Adams	Connecticut	Grayson Allen	Duke
Joel Berry II	N. Carolina	James Blackmon, Jr.	Indiana
Jaron Blossomgame	Clemson	Trevon Bluiett	Xavier
Chris Boucher	Oregon	Evans Bradds	Belmont
Isaiah Briscoe	Kentucky	Dillon Brooks	Oregon
Thomas Bryant	Indiana	Antonio Campbell	Ohio
JeVon Carter	W. Virginia	Troy Caupain	Cincinnati
Tyler Cavanaugh	George Wash.	Gary Clark	Cincinnati
T.J. Cline	Richmond	Charles Cooke	Dayton
Tyler Davis	Texas A&M	Jawun Evans	Oklahoma St.
Marcus Evans	Rice	J.J. Frazier	Georgia
Jack Gibbs	Davidson	Devonte' Graham	Kansas
Isaac Hamilton	UCLA	Josh Hart	Villanova
Nigel Hayes	Wisconsin	Justin Jackson	N. Carolina
Kris Jenkins	Villanova	Peter Jok	Iowa
Moses Kingsley	Arkansas	Bronson Koenig	Wisconsin
Dedric Lawson	Memphis	William Lee	UAB
JeQuan Lewis	VCU	<b>Tyler Lydon</b>	<b>Syracuse</b>
Kelan Martin	Butler	Frank Mason III	Kansas
Yante Maten	Georgia	E.C. Matthews	Rhode Island
Monte Morris	Iowa State	Johnathan Motley	Baylor
Alec Peters	Valparaiso	Ivan Rabb	California
Justin Robinson	Monmouth	Edmond Sumner	Xavier
Alonzo Trier	Arizona	Melo Trimble	Maryland
Reggie Upshaw	Middle Tenn.	Jordan Woodward	Oklahoma



- Roberson ranks second on the club in rebound average (5.8), while leading the team in offensive boards with 45.
- Over the last seven games, Roberson has averaged 8.1 rebounds per contest.
- He notched his third double-double of the season at Virginia Tech with 14 points and 10 rebounds in 19 minutes off the bench for the Orange.
- Roberson produced his first double-double of the year in Syracuse's 101-59 victory against South Carolina State with 13 points and 12 rebounds.
- He had a career-high six blocks in a season-high 36 minutes of play off the bench in Syracuse's ACC win over Pittsburgh.

2016-17 Roberson Game-by-Game

Opponent	MP	FG	3PT	FT	REB	F	A	T	B	S	TP
COLGATE*	24	9-13	0-0	0-0	4	3	1	2	0	1	18
vs. HOLY CROSS*	26	5-7	0-0	2-2	6	2	1	0	0	1	12
vs. MONMOUTH*	25	2-4	0-0	2-2	4	3	0	1	2	0	6
vs. S. CAROLINA ST.*	19	4-9	0-0	5-5	12	1	2	1	1	0	13
vs. South Carolina*	21	0-3	0-0	1-2	6	2	0	2	0	0	1
at Wisconsin*	13	0-2	0-0	0-0	2	3	0	0	1	1	0
NORTH FLORIDA	11	0-6	0-0	1-2	4	2	0	0	1	1	1
vs. Connecticut	13	2-5	0-0	2-3	2	1	0	0	0	0	6
BOSTON UNIVERSITY	18	2-2	0-0	0-1	3	1	1	2	1	0	4
GEORGETOWN	6	0-0	0-0	0-2	1	0	0	0	0	0	0
EASTERN MICHIGAN	25	4-6	0-0	2-7	8	2	2	3	1	0	10
ST. JOHN'S	7	0-3	0-0	0-0	1	1	0	0	0	0	0
CORNELL	20	2-4	0-0	1-2	7	1	2	0	2	0	5
at Boston College	22	4-7	0-0	3-3	10	2	1	1	0	1	11
MIAMI	35	4-5	0-0	1-2	6	3	2	0	0	2	9
PITTSBURGH	36	2-3	0-0	0-0	10	2	2	0	6	0	4
at Virginia Tech	19	7-8	0-0	0-1	10	4	0	3	2	0	14
BOSTON COLLEGE	27	2-4	0-0	2-2	6	4	1	0	1	0	6
at North Carolina	27	3-7	0-0	0-0	8	2	2	2	0	0	6
at Notre Dame											
WAKE FOREST											
FLORIDA STATE											
at North Carolina St.											
VIRGINIA											
at Clemson											
at Pittsburgh											
LOUISVILLE											
at Georgia Tech											
DUKE											
at Louisville											
GEORGIA TECH											

\*indicates start

Roberson Season and Career Highs

**Points**  
 Season: 18 vs. Colgate, 2016-17  
 Career: 20 vs. Elon, 2015-16

**FG Made**  
 Season: 9 vs. Colgate, 2016-17  
 Career: 9 vs. Elon, 2015-16, vs. Colgate, 2016-17

**FG Attempted**  
 Season: 13 vs. Colgate, 2016-17  
 Career: 15 vs. Elon, 2015-16

**3-Point FGM**  
 Season and Career: 0

**3-Point FGA**  
 Season: 0  
 Career: 2 vs. Fordham, 2013-14

**FT Made**  
 Season: 5 vs. S. Carolina St., 2016-17  
 Career: 6 vs. Connecticut, 2015-16; at Duke, 2014-15

**FT Attempted**  
 Season: 7 vs. Eastern Michigan, 2016-17  
 Career: 13 vs. Connecticut, 2015-16

**Rebounds**  
 Season: 12 vs. S. Carolina St., 2016-17  
 Career: 20 at Duke, 2015-16

**Off. Rebounds**  
 Season: 8 at Boston College, 2016-17  
 Career: 12 at Duke, 2015-16

**Def. Rebounds**  
 Season: 7 vs. S. Carolina St., 2016-17  
 Career: 11 vs. Miami, 2014-15

**Assists**  
 Season: 2 vs. S. Carolina St., vs. Eastern Michigan, vs. Cornell, vs. Miami, vs. Pittsburgh, at North Carolina, 2016-17  
 Career: 5 at North Carolina, 2014-15

**Steals**  
 Season: 2 vs. Miami, 2016-17  
 Career: 3 at Wake Forest 2015-16, vs. Dayton (NCAA); at North Carolina, 2014-15

**Blocks**  
 Season: 6 vs. Pittsburgh, 2016-17  
 Career: 6 vs. Pittsburgh, 2016-17

**Minutes**  
 Season: 36 vs. Pittsburgh, 2016-17  
 Career: 44 vs. Wake Forest, 2014-15

Roberson's Career Statistics

Year	G	GS	TOTAL		Pct	3-PTS		FT	FTA	Pct	REBOUNDS				PF	FO	A	TO	Blk	Stl	Pts	Avg	
			FG	FGA		3FG	3FGA				O	D	Tot	Avg									
2013-14	20	1	14	47	.298	0	5	.000	15	22	.682	14	24	38	1.9	17	1	5	7	4	4	43	2.2
2014-15	28	19	93	209	.445	0	3	.000	45	70	.643	79	124	203	7.3	58	1	45	32	18	25	231	8.3
2015-16	37	37	133	253	.526	0	1	.000	60	104	.577	150	163	313	8.5	84	3	50	57	24	28	326	8.8
2016-17	19	6	52	98	.531	0	0	.000	22	36	.611	45	65	110	5.8	39	0	17	17	18	7	126	6.6
<b>Totals</b>	<b>104</b>	<b>63</b>	<b>292</b>	<b>607</b>	<b>.481</b>	<b>0</b>	<b>9</b>	<b>.000</b>	<b>142</b>	<b>232</b>	<b>.612</b>	<b>288</b>	<b>376</b>	<b>664</b>	<b>6.4</b>	<b>197</b>	<b>5</b>	<b>117</b>	<b>113</b>	<b>64</b>	<b>64</b>	<b>726</b>	<b>7.0</b>



- Over the six-game stretch of games between Boston University and Boston College, Thompson averaged 14.0 points and 5.3 rebounds.
- Thompson had a team-leading 18 points with a career-high eight rebounds at Virginia Tech.
- Thompson had a career-high 22 points and a team-leading seven rebounds off the bench against Boston University. He converted 10-of-13 from the field.
- Thompson scored in double-digits in three straight wins -- against Holy Cross, Monmouth and South Carolina State.
- Thompson was the MVP of the 2016 Jordan Brand Regional Classic last spring.

**2016-17 Thompson Game-by-Game**

Opponent	MP	FG	3PT	FT	REB	F	A	T	B	S	TP
COLGATE	18	1-4	0-0	1-2	7	2	1	1	0	0	3
vs. HOLY CROSS	18	5-7	0-0	0-0	2	1	0	0	0	0	10
vs. MONMOUTH	13	5-6	0-0	2-3	2	0	0	1	0	2	12
vs. S. CAROLINA ST.	24	6-7	0-0	2-2	4	2	1	1	4	0	12
vs. South Carolina	13	1-6	0-1	2-2	2	4	0	2	0	0	4
at Wisconsin	16	1-4	0-0	2-2	4	2	0	1	1	1	4
NORTH FLORIDA	8	0-2	0-1	0-0	1	2	0	1	1	0	0
vs. Connecticut	4	1-2	0-0	1-2	0	0	0	0	0	0	3
BOSTON UNIVERSITY	19	10-13	1-2	1-2	7	0	0	1	2	0	22
GEORGETOWN	27	2-8	0-2	5-7	4	4	1	3	2	1	9
EASTERN MICHIGAN	20	5-6	1-1	0-2	7	3	5	2	3	2	11
ST. JOHN'S	19	4-6	0-1	2-2	4	5	0	2	0	0	10
CORNELL	22	9-15	0-0	0-0	7	0	2	2	2	0	18
at Boston College*	28	5-13	0-1	4-8	3	5	0	1	2	2	14
MIAMI*	5	1-1	0-0	0-0	0	2	0	1	0	0	2
PITTSBURGH*	10	2-3	0-0	0-0	0	3	0	1	0	0	4
at Virginia Tech*	32	7-13	0-0	4-7	8	3	0	2	3	0	18
BOSTON COLLEGE*	21	5-9	0-1	0-0	3	0	1	1	0	1	10
at North Carolina*	12	2-5	0-0	0-0	2	2	2	1	0	1	4

at Notre Dame  
WAKE FOREST  
FLORIDA STATE  
at North Carolina St.  
VIRGINIA  
at Clemson  
at Pittsburgh  
LOUISVILLE  
at Georgia Tech  
DUKE  
at Louisville  
GEORGIA TECH  
\*indicates start

**Thompson Season and Career Highs**

**Points**  
Season and Career: 22 vs. Boston U., 2016-17

**FG Made**  
Season and Career: 10 vs. Boston U., 2016-17

**FG Attempted**  
Season and Career: 15 vs. Cornell, 2016-17

**3-Point FGM**  
Season and Career: 1 vs. Boston U., vs. Eastern Michigan, 2016-17

**3-Point FGA**  
Season and Career: 2 vs. Boston U., vs. Georgetown, 2016-17

**FT Made**  
Season and Career: 5 vs. Georgetown, 2016-17

**FT Attempted**  
Season and Career: 8 at Boston College, 2016-17

**Rebounds**  
Season and Career: 8 at Virginia Tech, 2016-17

**Off. Rebounds**  
Season and Career: 4 vs. Boston U., 2016-17

**Def. Rebounds**  
Season and Career: 7 vs. Eastern Michigan, 2016-17

**Assists**  
Season and Career: 5 vs. Eastern Michigan, 2016-17

**Steals**  
Season and Career: 2 vs. Monmouth, vs. Eastern Michigan, at Boston College, 2016-17

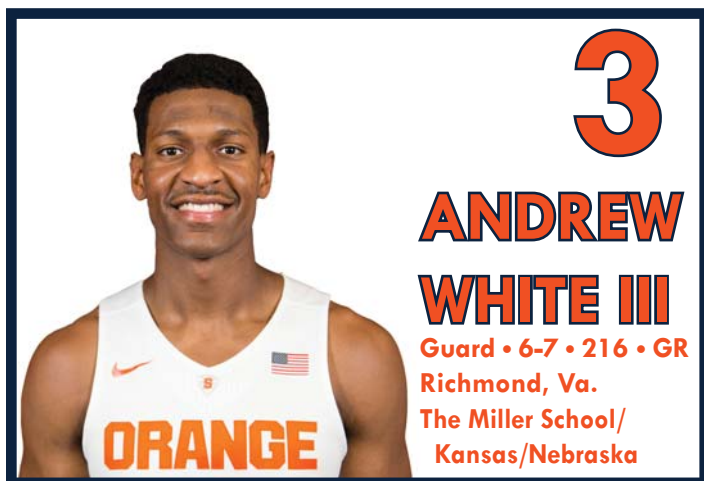
**Blocks**  
Season and Career: 4 vs. S. Carolina St., 2016-17

**Minutes**  
Season and Career: 32 at Virginia Tech, 2016-17

**Thompson's Career Statistics**

Year	G	GS	TOTAL			3-PTS			REBOUNDS			PF	FO	A	TO	Blk	Stl	Pts	Avg				
			FG	FGA	Pct	3FG	3FGA	Pct	FT	FTA	Pct									O	D	Tot	Avg
2016-17	19	6	71	130	.546	2	10	.200	26	41	.634	19	48	67	3.5	40	2	13	24	20	10	170	8.9





- White III owns a squad-best 15.8 scoring average and leads the Orange in 3-point baskets (59).
- He tallied his first Orange double-double versus Miami with 22 points and 10 rebounds.
- He averages 34.7 minutes played per game, the top mark on the team.
- The graduate transfer has scored in double-digits in 18-of-19 games.
- He has at least one 3-pointer in 17-of-19 Syracuse outings this season.
- Over the last seven games, White has averaged 17.1 points per game and converted 20-of-48 3-pointers.
- His season-high 26 points against North Florida included seven 3-pointers.

## 2016-17 White Game-by-Game

Opponent	MP	FG	3PT	FT	REB	F	A	T	B	S	TP
COLGATE*	29	7-12	2-7	1-2	5	1	1	1	0	1	17
vs. HOLY CROSS*	25	5-12	5-10	4-4	3	0	3	0	0	1	19
vs. MONMOUTH*	36	6-15	3-9	3-4	6	1	4	3	0	2	18
vs. S. CAROLINA ST.*	21	5-10	3-7	2-4	3	2	2	1	1	0	15
vs. South Carolina*	34	3-9	1-5	3-4	3	2	0	1	0	1	10
at Wisconsin*	38	5-15	4-9	0-0	5	2	0	2	1	2	14
NORTH FLORIDA*	38	9-15	7-13	1-2	4	1	2	2	0	2	26
vs. Connecticut*	37	4-15	3-11	3-4	2	2	1	0	0	2	14
BOSTON UNIVERSITY*	31	5-11	5-9	4-4	2	3	2	1	0	4	19
GEORGETOWN*	40	3-11	2-8	4-7	4	3	1	0	0	2	12
EASTERN MICHIGAN*	30	5-10	4-8	0-0	3	0	0	1	0	3	14
ST. JOHN'S*	37	1-5	0-2	0-1	7	3	2	4	0	0	2
CORNELL*	32	3-10	0-5	6-7	6	1	2	1	1	1	12
at Boston College*	38	7-15	4-7	4-4	6	2	1	3	1	1	22
MIAMI*	40	7-13	4-9	4-4	10	1	1	3	1	0	22
PITTSBURGH*	40	7-14	4-8	3-4	7	3	0	3	1	2	21
at Virginia Tech*	40	5-14	1-4	4-4	6	3	3	1	1	1	15
BOSTON COLLEGE*	34	4-11	2-6	3-4	2	0	1	0	0	3	13
at North Carolina*	39	5-13	5-9	0-0	2	4	1	3	2	0	15

at Notre Dame  
WAKE FOREST  
FLORIDA STATE  
at North Carolina St.  
VIRGINIA  
at Clemson  
at Pittsburgh  
LOUISVILLE  
at Georgia Tech  
DUKE  
at Louisville  
GEORGIA TECH

\*indicates start

## White Career Highs

### Points

Season: 26 vs. North Florida, 2016-17  
Career: 35 vs. Penn State, 2015-16

### FG Made

Season: 9 vs. North Florida, 2016-17  
Career: 11 at Creighton, at Rutgers, vs. Penn State, 2015-16

### FG Attempted

Season: 15 vs. Monmouth, at Wisconsin, vs. North Florida, vs. Connecticut, at Boston College, 2016-17  
Career: 21 at Creighton, 2015-16

### 3-Point FGM

Season: 7 vs. North Florida, 2016-17  
Career: 7 vs. North Florida, 2016-17

### 3-Point FGA

Season: 13 vs. North Florida, 2016-17  
Career: 13 vs. North Florida, 2016-17

### FT Made

Season: 6 vs. Cornell, 2016-17  
Career: 14 vs. Miami, 2015-16

### FT Attempted

Season: 7 vs. Georgetown, vs. Cornell, 2016-17  
Career: 16 vs. Miami, 2015-16

### Rebounds

Season: 10 vs. Miami, 2016-17  
Career: 13 at Illinois, 2015-16

### Off. Rebounds

Season: 3 vs. St. John's, at Boston College, 2016-17  
Career: 4 vs. Abilene Christian, 2015-16

### Def. Rebounds

Season: 9 vs. Miami, 2016-17  
Career: 11 at Illinois, 2015-16

### Assists

Season: 4 vs. Monmouth, 2016-17  
Career: 5 at Michigan State, vs. Rutgers, 2015-16

### Steals

Season: 4 vs. Boston U., 2016-17  
Career: 4 vs. Abilene Christian, 2015-16, vs. Boston U., 2016-17

### Blocks

Season: 2 at North Carolina, 2016-17  
Career: 2 at North Carolina, 2016-17, vs. Miss. Valley State, Cincinnati, 2015-16; vs. Iona, 2013-14; vs. Richmond, 2012-13

### Minutes

Season: 40 vs. Georgetown, vs. Miami, vs. Pittsburgh, at Virginia Tech, 2016-17  
Career: 40 vs. Georgetown, vs. Miami, vs. Pittsburgh, at Virginia Tech, 2016-17

## White's Career Statistics

2012-14 Kansas; 2015-16 Nebraska; 2016-17 Syracuse

Year	G	GS	TOTAL			3-PTS			REBOUNDS			PF	FO	A	TO	Blk	Stl	Pts	Avg				
			FG	FGA	Pct	3FG	3FGA	Pct	FT	FTA	Pct									O	D	Tot	Avg
2012-13	25	0	18	54	.333	10	36	.278	10	16	.625	7	22	29	1.2	20	0	1	11	2	0	56	2.2
2013-14	19	0	15	34	.441	8	24	.320	6	12	.500	4	18	22	1.2	10	0	4	7	5	3	44	2.3
2014-15																							
2015-16	34	34	195	405	.481	87	211	.412	86	111	.775	40	159	199	5.9	89	3	20	54	11	39	563	16.6
2016-17	19	19	96	230	.417	59	146	.404	49	63	.778	19	67	86	4.5	36	0	27	30	9	28	300	15.8
<b>Totals</b>	<b>97</b>	<b>53</b>	<b>324</b>	<b>723</b>	<b>.448</b>	<b>164</b>	<b>417</b>	<b>.393</b>	<b>151</b>	<b>202</b>	<b>.748</b>	<b>70</b>	<b>266</b>	<b>336</b>	<b>3.5</b>	<b>155</b>	<b>3</b>	<b>52</b>	<b>102</b>	<b>27</b>	<b>70</b>	<b>963</b>	<b>9.9</b>

## 2016-17 Record Breakdown

Record	Overall	ACC	ACCT
SU overall	11-8	3-3	
SU at home	11-2	3-0	
SU on the road	0-4	0-3	
SU at neutral sites	0-2		
SU in overtime			
After a loss	6-1	2-0	
SU scores first	8-4	3-1	
Opponent scores first	3-4	0-2	

Halftime	Overall	ACC	ACCT
SU led at the half	11-1	3-0	
SU trailed at the half	0-6	0-3	
Tied at the half	0-1		

Rebounding	Overall	ACC	ACCT
SU outrebounded Opp.	7-4	1-2	
SU was outrebounded	4-3	2-1	
Rebounds were equal	0-1		
SU 36-or-more rebounds	7-4	0-2	
SU 35-or-less rebounds	4-4	3-1	
SU 21-or-more def rebounds	10-6	2-2	
SU 20-or-less def. rebounds	1-2	1-1	
SU 11-or-more off. rebounds	6-5	0-2	
SU 10-or-less off. rebounds	5-3	3-1	

Field Goal Percentage	Overall	ACC	ACCT
SU shot 50-60% FG	7-0	2-0	
SU shot 40-50% FG	4-3	1-2	
SU shot 30-40% FG	0-4	0-1	
SU shot 20-30% FG	0-1		
Opp. shot 50-60% FG	0-3	0-2	
Opp. shot 40-50% FG	1-4	0-1	
Opp. shot 30-40% FG	8-1	3-0	
Opp. shot 20-30% FG	2-0		
SU outshot Opp. FG%	11-0	3-0	
Opp. outshot SU FG%	0-8	0-3	

Free Throw Percentage	Overall	ACC	ACCT
SU outshot Opp. FT%	7-6	3-3	
Opp. outshot SU FT%	4-2		
FT% was equal			
SU shot more FT	8-2	2-1	
Opp. shot more FT	3-5	0-3	
Free throws shot were equal	0-1		

Scoring	Overall	ACC	ACCT
SU scored 100-109 pts.	2-0		
SU scored 90-99 pts.	2-0		
SU scored 80-89 pts.	2-1	0-1	
SU scored 70-79 pts.	5-2	3-1	
SU scored 60-69 pts.	0-3	0-1	
SU scored 50-59 pts.	0-2		
Opp scored 90-99 pts.	0-2	0-1	
Opp. scored 80-89 pts.	0-2	0-2	
Opp. scored 70-79 pts.	2-2		
Opp. scored 60-69 pts.	1-1	1-0	
Opp. scored 50-59 pts.	7-1	2-0	
Opp. scored 40-49 pts.	1-0		

By Starting Lineup	Overall	ACC	ACCT
Battle, Gillon, Lydon, Thompson, White III	3-2	3-2	
Battle, Howard, Thompson Lydon, White III	0-1	0-1	
Battle, Howard, Coleman Lydon, White III	3-1		
Gillon, Howard, Coleman Lydon, White III	1-2		
Howard, White III, Coleman Lydon, Roberson	4-2		

Turnovers	Overall	ACC	ACCT
SU 10-or-less turnovers	6-2	2-1	
SU 11-20 turnovers	5-6	1-2	
SU 21-or-more turnovers			
Opp. 10-or-less turnovers	1-3	0-2	
Opp. 11-20 turnovers	10-5	3-1	
Opp 21-or-more turnovers			

SU Players' Scoring	Overall	ACC	ACCT
Eight in double digits	1-0		
Six in double digits	1-0		
Five in double digits	1-0		
Four in double digits	6-2	2-2	
Three in double digits	0-5	0-1	
Two in double digits	2-1	1-0	
One in double digits			
Two with 20-or-more points	3-0	2-0	
One with 20-or-more points	3-3	1-2	
One with 30-or-more points			

By Month	Overall	ACC	ACCT
November	4-2		
December	4-3		
January	3-3	3-3	
February			
March			
April			

By Day	Overall	ACC	ACCT
Monday	1-2	0-1	
Tuesday	3-2	0-1	
Wednesday	1-1	1-0	
Thursday			
Friday	2-0		
Saturday	4-2	2-0	
Sunday	0-1	0-1	

By Live Television	Overall	ACC	ACCT
CBS			
ESPN	0-3	0-1	
ESPN2	0-1		
ESPNU	1-2	1-2	
ESPN3	0-1		
RSN	3-1	1-0	
ACCN	1-0	1-0	
ACCN Extra	5-0		
Raycom	1-0		

By Conference	Overall
American (Connecticut)	0-1
ACC (at Boston College, Miami, Pittsburgh, at Virginia Tech, Boston College, at North Carolina)	3-3
Atlantic Sun (North Florida)	1-0
BIG EAST (Georgetown, St. John's)	0-2
Big Ten (at Wisconsin)	0-1
Ivy League (Cornell)	1-0
Mid-American (Eastern Michigan)	1-1
MAAC (Monmouth)	1-0
MEAC (South Carolina State)	1-0
Patriot League (Colgate, Holy Cross, Boston U.)	3-0
SEC (vs. South Carolina)	0-1

By Uniform	Overall	ACC	ACCT
White	11-3	3-0	
(throwback white, 0-1)			
Orange	0-5	0-3	

Games Decided By . . .	Overall	ACC	ACCT
0-5 points	0-1		
6-10 points	1-2	0-1	
11-15 points	2-2	2-1	
16 or more points	8-3	1-1	

## Team Highs and Lows

### Syracuse Highs

Points	105	Eastern Michigan
Points – First Half	52	Eastern Michigan
Points – Second Half	55	South Carolina State
Field Goals Made	37	South Carolina State
	37	Eastern Michigan
Field Goal Attempts	68	South Carolina State
	68	at Boston College
Field Goal %	.587 (37-63)	Eastern Michigan
3-Point FG Made	15	Eastern Michigan
3-Point FG Attempts	32	Boston U.
3-Point FG %	.542 (13-24)	South Carolina State
	.542 (13-24)	North Florida
Free Throws Made	23	at Boston College
Free Throw Attempts	32	Boston U.
Free Throw %	.923 (12-13)	at Wisconsin
Offensive Rebounds	21	St. John's
Defensive Rebounds	39	South Carolina State
Rebounds	54	South Carolina State
Assists	34	Eastern Michigan
Steals	15	Eastern Michigan
Blocked Shots	11	South Carolina State
Turnovers	17	vs. South Carolina
	17	Eastern Michigan
Fouls	24	St. John's

### Opponent Highs

Points	96	at Boston College
Points – 1st Half	44	at Boston College
Points – 2nd Half	54	St. John's
Field Goals Made	36	at Boston College
Field Goal Attempts	70	South Carolina State
Field Goal %	.571 (36-63)	St. John's
3-Point FG Made	16	Boston U.
	16	at Boston College
3-Point FG Attempts	41	Boston U.
3-Point FG %	.615 (16-26)	at Boston College
Free Throws Made	22	Georgetown
Free Throw Attempts	27	at Virginia Tech
Free Throw %	.880 (22-25)	Georgetown
Offensive Rebounds	19	Colgate
Defensive Rebounds	32	vs. Connecticut
Rebounds	44	at North Carolina
Assists	28	at Boston College
Steals	12	vs. South Carolina
Blocked Shots	6	St. John's
Turnovers	20	Eastern Michigan
	20	Boston College
Fouls	21	vs. South Carolina
	21	Boston U.

### Syracuse Lows

Points	50	vs. South Carolina
	50	vs. Connecticut
Points – First Half	23	vs. Connecticut
Points – Second Half	21	at Wisconsin
Field Goals Made	14	vs. South Carolina
	14	vs. Connecticut
Field Goal Attempts	44	vs. South Carolina
Field Goal %	.259 (14-54)	vs. Connecticut
3-Point FG Made	4	St. John's
3-Point FG Attempts	15	vs. South Carolina
3-Point FG %	.167 (4-24)	St. John's
Free Throws Made	6	at North Carolina
Free Throw Attempts	7	at North Carolina
Free Throw %	.421 (8-19)	Colgate
Offensive Rebounds	5	Miami
Defensive Rebounds	18	at Wisconsin
	18	Georgetown
	18	at North Carolina
Rebounds	24	at North Carolina
Assists	9	vs. South Carolina
	9	at Wisconsin
	9	vs. Connecticut
Steals	3	St. John's
	3	at Virginia Tech
Blocked Shots	2	vs. South Carolina
	2	St. John's
Turnovers	6	Boston College
Fouls	10	Boston U.
	10	Boston College

### Opponent Lows

Points	46	Holy Cross
Points – 1st Half	21	vs. Connecticut
Points – 2nd Half	21	Monmouth
Field Goals Made	16	vs. Connecticut
Field Goal Attempts	48	Boston College
Field Goal %	.271 (19-70)	South Carolina State
3-Point FG Made	4	Monmouth
	4	vs. South Carolina
3-Point FG Attempts	13	South Carolina
3-Point FG %	.138 (4-29)	Monmouth
Free Throws Made	2	Cornell
	2	Miami
Free Throw Attempts	4	Cornell
Free Throw %	.200 (2-10)	Miami
Offensive Rebounds	6	Cornell
Defensive Rebounds	11	Holy Cross
Rebounds	26	Miami
Assists	10	Holy Cross
Steals	2	Boston College
Blocked Shots	0	North Florida
	0	Boston U.
Turnovers	6	at Virginia Tech
Fouls	14	Pittsburgh

## Syracuse Individual Highs

### Games Played:

19 – Battle, Gillon, Lydon, Roberson, Thompson, White III

### Games Started:

19 – Lydon, White III

### Points in a Half:

20 – Lydon, Georgetown

### Game Points:

29 – Lydon, Georgetown

### Minutes Played:

40 – White III (4), Georgetown, Miami, Pittsburgh, at Virginia Tech; Battle (2), Pittsburgh, at Virginia Tech; Gillon (1), Pittsburgh; Lydon (1), vs. Connecticut

### Game FG Attempted:

16 – Gillon, Pittsburgh

### Game FG Made:

12 – Lydon, Georgetown

### Game FG Percentage (min. 8 made)

.923 (12-13) -- Lydon, Georgetown

### Game FT Attempted:

9 – Howard, North Florida; Lydon at Boston College

### Game FT Made:

8 – Lydon, at Boston College

### Game FT Percentage (min. 6 made):

.889 (8-9) -- Lydon at Boston College

### Game 3 pt. FG Attempted:

13 – White III, North Florida

### Game 3 pt. FG Made:

7 – White III, North Florida

### Game 3 pt. FG Percentage (min. 3 made)

1.000 (3-3) – Howard, Colgate

### Game Rebounds:

16 – Coleman, vs. Connecticut

### Game Assists:

13 – Howard, North Florida

### Game Steals:

5 – Gillon, Eastern Michigan

### Blocked Shots:

6 – Roberson, Pittsburgh

### Turnovers

6 – Lydon vs. South Carolina; Howard, Georgetown

### Game Fouls:

5 – Thompson (2), St. John's, at Boston College

### Led SU in Scoring:

White III (9), Lydon (5), Battle (2), Gillon (1), Roberson (1), Thompson (1)

### Double-Figure Scoring Games:

White III (18), Lydon (13), Thompson (10), Gillon (8), Battle (7), Roberson (6), Coleman (5), Howard (5)

### 20-29-point Games:

Lydon (4), White III (4), Gillon (2), Battle, Thompson (1)

### 30-39-point Games:

### Scored First:

White III (6), Coleman (3), Battle (2), Howard (2), Lydon (2), Roberson (2), Thompson (2)

### Led SU in Rebounding:

Lydon (9<sup>4 shared</sup>), Roberson (7<sup>2 shared</sup>), Coleman (4<sup>2 shared</sup>), White III (2<sup>1 shared</sup>), Thompson (1)

### Double-Figure Rebounding Games:

Lydon (4), Roberson (4), Coleman (2), White III (1)

### Double-Doubles:

Lydon (4), Howard (3), Roberson (3), Coleman (2), Gillon (1), White III (1)

### Led SU in Assists:

Gillon (9<sup>1 shared</sup>), Howard (9<sup>1 shared</sup>), Battle (1)

### Double-Figure Assist Games:

Howard (3), Gillon (2)

### Largest Lead:

50, (98-48), South Carolina State

### Largest Margin of Victory:

48, (105-57), Eastern Michigan

### Largest Margin of Defeat:

33, (60-93) St. John's

### Largest Deficit:

37, (54-91), St. John's

### Deficit Overcome in a Win:

6, (2-8), Cornell

### Largest Lead in a Loss:

11, (37-26), vs. Connecticut

### Largest Halftime Lead:

28 (52-24), Eastern Michigan

### Largest Halftime Deficit:

12 (30-42) at North Carolina



## Game-by-Game Statistics

Opponent	Score	TOTAL		3-PTS		FT-FTA		REBOUNDS		PF	A	TO	Blk	Stl
		FG-FGA	Pct	3FG-FGA	Pct	Pct	Pct	Off-Def	Tot					
Syracuse	W, 83-55	34-62	.548	7-20	.350	8-19	.421	13-33	46	20	23	11	5	10
Colgate		18-64	.281	6-37	.162	13-21	.619	19-21	40	22	17	14	1	4
Syracuse	W, 90-46	33-57	.579	13-25	.520	11-13	.846	15-24	39	11	22	9	6	9
Holy Cross		17-55	.309	9-32	.281	3-8	.375	16-11	27	16	10	13	1	6
Syracuse	W, 71-50	25-59	.424	8-23	.348	13-18	.722	14-32	46	16	15	16	10	10
Monmouth		20-64	.313	4-29	.138	6-9	.667	14-22	36	20	12	15	3	6
Syracuse	W, 101-59	37-68	.544	13-24	.542	14-21	.667	15-39	54	16	25	10	11	5
South Carolina State		19-70	.271	5-27	.185	16-22	.727	14-18	32	18	12	10	3	8
Syracuse	L, 50-64	14-44	.318	6-15	.400	16-26	.615	9-21	30	19	9	17	2	6
vs. South Carolina		23-51	.451	4-13	.308	14-19	.737	10-27	37	21	13	15	1	12
Syracuse	L, 60-77	21-55	.382	6-23	.261	12-13	.923	7-18	25	18	9	10	3	9
at Wisconsin		29-59	.492	11-23	.478	8-16	.500	14-26	40	14	21	12	1	4
Syracuse	W, 77-71	25-52	.481	13-24	.542	14-24	.583	9-24	33	13	20	12	3	10
North Florida		25-63	.397	11-39	.282	10-16	.625	17-24	41	18	12	14	0	5
Syracuse	L, 50-52	14-54	.259	6-26	.231	16-24	.667	13-29	42	18	9	12	3	6
vs. Connecticut		16-51	.314	7-25	.280	13-23	.565	10-32	42	17	13	13	5	7
Syracuse	W, 99-77	33-64	.516	14-32	.438	19-28	.679	9-29	38	10	24	9	8	13
Boston University		25-69	.362	16-41	.390	11-16	.688	17-25	42	21	20	18	0	4
Syracuse	L, 71-78	25-57	.439	7-20	.350	14-25	.560	12-18	30	23	10	13	3	10
Georgetown		25-53	.472	6-14	.429	22-25	.880	12-29	41	20	16	19	5	6
Syracuse	W, 105-57	37-63	.587	15-28	.536	16-25	.640	11-34	45	14	34	17	8	15
Eastern Michigan		23-66	.348	5-26	.192	6-12	.500	13-20	33	20	11	20	1	9
Syracuse	L, 60-93	22-67	.328	4-24	.167	12-21	.571	21-25	46	24	14	19	2	3
St. John's		34-64	.531	12-29	.414	13-25	.520	11-31	42	17	27	9	6	8
Syracuse	W, 80-56	29-64	.453	9-23	.391	13-17	.765	12-29	41	10	21	10	7	10
Cornell		24-57	.421	6-24	.250	2-4	.500	6-26	32	16	16	15	1	4
Syracuse	L, 81-96	26-68	.382	6-20	.300	23-30	.767	20-21	41	17	12	10	6	8
at Boston College		36-63	.571	16-26	.615	8-17	.471	11-25	36	20	28	13	4	4
Syracuse	W, 70-55	25-44	.568	8-19	.421	12-14	.857	5-25	30	11	16	15	4	6
Miami		21-54	.389	11-26	.423	2-10	.200	12-14	26	15	15	15	2	4
Syracuse	W, 77-66	28-54	.519	14-27	.519	7-8	.875	7-22	29	15	17	10	9	7
Pittsburgh		20-57	.351	6-19	.316	20-23	.870	17-20	37	14	11	12	4	5
Syracuse	L, 73-83	28-65	.431	5-17	.294	12-16	.750	13-25	38	20	12	11	7	3
at Virginia Tech		28-57	.491	8-20	.400	19-27	.704	7-24	31	17	20	6	3	3
Syracuse	W, 76-53	27-58	.466	5-20	.250	17-19	.895	10-19	29	10	15	6	3	11
Boston College		19-48	.396	8-22	.364	7-11	.636	12-23	35	18	11	20	1	2
Syracuse	L, 68-85	26-59	.441	10-24	.417	6-7	.857	6-18	24	13	14	13	4	8
at North Carolina		35-68	.515	7-24	.292	8-15	.533	18-26	44	13	22	9	2	6
Syracuse														
at Notre Dame														
Syracuse														
Wake Forest														
Syracuse														
Florida State														
Syracuse														
at NC State														
Syracuse														
Virginia														
Syracuse														
at Clemson														
Syracuse														
at Pittsburgh														
Syracuse														
Louisville														
Syracuse														
at Georgia Tech														
Syracuse														
Duke														
Syracuse														
at Louisville														
Syracuse														
Georgia Tech														
<b>SYRACUSE TOTALS</b>		<b>509-1,114</b>	<b>.457</b>	<b>169-434</b>	<b>.389</b>	<b>255-369</b>	<b>.691</b>	<b>221-485</b>	<b>706</b>	<b>298-2</b>	<b>321</b>	<b>230</b>	<b>104</b>	<b>159</b>
<b>OPPONENT TOTALS</b>		<b>457-1,133</b>	<b>.403</b>	<b>158-496</b>	<b>.319</b>	<b>201-319</b>	<b>.630</b>	<b>250-445</b>	<b>695</b>	<b>337-5</b>	<b>307</b>	<b>262</b>	<b>44</b>	<b>107</b>

## The Last Time That

### Syracuse Individual

Scored 40 or more points:	Gerry McNamara, 43 vs. BYU (NCAA), 3/18/04
Scored 30 or more points:	Michael Gbinije, 34, NC State, 2/27/16
Scored 30 or more points (overtime):	Rakeem Christmas, 35, Wake Forest, 1/3/15
Made 15 FGs:	Lawrence Moten, 15 at Villanova, 2/14/95
Made 9 3PT FGs:	Trevor Cooney, 9, Notre Dame, 1/30/12
Made 8 3PT FGs:	Michael Gbinije, 8, NC State, 2/27/16
Made 7 3PT FGs:	Andrew White III, 7, N. Florida, 12/3/16
Made 17+ FTs:	Hakim Warrick, 18 vs. Rhode Island, 11/30/03
Made 15+ FTs:	Jonny Flynn, 16 vs. Conn. (BET), 3/12/09
Made 10+ FTs:	Rakeem Christmas, 10 at North Carolina, 1/26/15
Made 10+ FTs (overtime):	Jerami Grant, 10 vs. Duke, 2/1/14
Had 30+ rebounds:	Frank Reddout, 34 vs. Temple, 2/9/52
Had 25+ rebounds:	Dave Bing, 25 vs. Cornell, 2/8/66
Had 20+ rebounds:	Tyler Roberson, 20 at Duke, 1/18/16
Had 15+ rebounds:	DaJuan Coleman, 16 vs. Connecticut, 12/5/16
Had 15+ rebounds (overtime)	Tyler Roberson, 15, Virginia Tech, 2/2/16 (OT)
Had 15+ assists:	Michael Carter-Williams, 16, Monmouth, 12/8/12
Had 10+ assists:	John Gillon, 11, Pittsburgh, 1/7/17
Had 10+ assists (overtime)	Kaleb Joseph, 12/20/14 at Villanova
Had 8+ blocks:	Fab Melo, 10 vs. Seton Hall, 12/28/11
Had 5+ blocks:	Tyler Roberson, 6, Pittsburgh, 1/7/17
Had 5+ blocks (overtime):	Rakeem Christmas, 6, Duke, 2/1/14
Had 10 steals:	Todd Borgan vs. Colgate, 12/30/97
Had 8+ steals:	DeShaun Williams, 9 vs. Boston College, 3/3/02
Had 6+ steals:	Trevor Cooney (6), St. Bona, 11/17/15
Had 5+ steals:	John Gillon (5), E. Michigan, 12/19/16
Played 60+ minutes:	Jonny Flynn (67), Eric Devendorf, (61) vs. Connecticut (BET), 3/12/09
Played 50+ minutes:	Paul Harris (56), Andy Rautins (50) vs. Connecticut (BET), 3/12/09
Played 40+ minutes:	Trevor Cooney (45), Va. Tech, 2/2/16
Played 40 minutes (40 minute game):	Tyus Battle and Andrew White III, Pittsburgh, 1/10/17
Three players had a double-double	Tyler Lydon (14-10 reb.), Tyler Roberson (13-12 reb.), Frank Howard (10-11 assists) S. Carolina St., 11/22/16
Three players had a double-double (pts-rebs):	Donte Greene (19-13), Arinze Onuaku (17-14), Kristof Ongenaet (10-11 at Seton Hall, 3/5/08
Two players had a double-double	Tyler Lydon (17 pts.-12 rebs.), Tyler Roberson (11 pts.-10 rebs.) at Boston College, 1/1/17
Had a double-double (pts-rebs):	Tyler Roberson (14-10), at Virginia Tech, 1/10/17
Had a double-double OT (pts-rebs):	Michael Gbinije (17-11), Wake Forest, 1/13/15
Had a double-double (pts-assists):	John Gillon (20-11), Pittsburgh, 1/7/17
Had a double-double OT (pts-assists):	Kaleb Joseph (10-10) at Villanova, 12/20/14
Had a double-double (pts-blocks):	Fab Melo, (12-10) vs. Seton Hall, 12/28/11
Had a triple-double:	Allen Griffin, (14-11-10) vs. Pittsburgh, 2/27/01

### Syracuse Team

Won in overtime:	68-60, Virginia Tech, 2/2/16
Lost in overtime:	74-73, Clemson, 1/5/16
Played two overtimes:	127-117 vs. Connecticut (BET), 3/12/09
Played three overtimes:	127-117 vs. Connecticut (BET), 3/12/09
Played six overtimes:	127-117 vs. Connecticut (BET), 3/12/09
Scored 100 points:	105, E. Michigan, 12/19/16
Scored 90 points:	91, Duke (OT), 2/1/14
Scored less than 40 points:	39 at Georgetown, 3/9/13
Scored 53+ in a half:	53, E. Michigan (2nd), 12/19/16
Gave up 100 points:	117, vs. Connecticut (BET), 3/12/09
Gave up 90 points (regulation)	96 at Boston College, 1/1/17
Gave up less than 50 points:	46, Holy Cross, 11/15/16
Gave up less than 40 points:	37, Loyola, 11/25/14
Shot over 60% FG:	.620 (31-50), Florida State, 2/11/16
Shot under 32% FG:	.259 (14-54) vs. Connecticut, 12/5/16
Held opponent under 32% FG:	.314 (16-51) vs. Connecticut, 12/6/16
Made 45+ FG:	47 vs. E. Tennessee State, 12/15/07
Made 15+ 3PT:	15, E. Michigan, 12/19/16
Made 12+ 3PT:	14, Pittsburgh, 1/7/17
Did not make a 3PT:	Holy Cross, 11/28/14
Attempted 50 FT:	51 vs. Connecticut (BET), 3/12/09
Attempted 40 FT:	41 vs. California (NCAA), 3/23/13
Made 40 FT:	40 vs. Connecticut (BET), 3/12/09
Made 35 FT:	40 vs. Connecticut (BET), 3/12/09
Had 60+ rebounds:	63, Monmouth, 12/8/12
Had 50+ rebounds:	54, S. Carolina State, 11/22/16
Had 30+ assists:	34, E. Michigan, 12/19/16
Committed less than 10 turnovers:	6, Boston College, 1/14/17
Committed 25+ turnovers:	26 vs. E. Tennessee State, 12/15/07
Forced 30-or-more turnovers:	32, Albany, 11/9/09
Had 20+ steals:	21, Albany, 11/9/09
Had 15+ blocked shots:	15, Seton Hall, 12/28/11
One player had 30 points:	34, Michael Gbinije, NC State, 2/27/16
Four players had 20 points:	vs. Connecticut (BET), 3/12/09: Jonny Flynn (34), Paul Harris (29), Eric Devendorf (22), Andy Rautins (20)
Three players had 20 points:	vs. Connecticut (BET), 3/12/09: Jonny Flynn (34), Paul Harris (29), Eric Devendorf (22), Andy Rautins (20)
Two players had 20 points:	Pittsburgh, 1/7/17: Andrew White III (21), John Gillon (20)
Eight players had 10+ points	E. Michigan, 12/19/16; Tyus Battle (18), John Gillon (14), Andrew White (14), DaJuan Coleman (12), Tyler Lydon (12), Tyler Roberson (11), Frank Howard (10), Taurean Thompson (10)
Seven players had 10+ points	Monmouth, 12/8/12: Brandon Triche (18), M. Carter-Williams (15), Trevor Cooney (15), C.J. Fair (14), James Southerland (14), Rakeem Christmas (11), DaJuan Coleman (11)
Six players had 10+ points	S. Carolina State, 11/22/16: Andrew White III (15), John Gillon (14), Tyler Lydon (14), Tyler Roberson (13), Taurean Thompson (12), Frank Howard (10)
Three players had 10+ rebounds:	Monmouth, 12/8/12: DaJuan Coleman (14), C.J. Fair (10), Baye Moussa Keita (10) at Boston College, 1/1/17; Tyler Lydon (12), Tyler Roberson (10)
Two players had 10+ rebounds:	Boston College, 2/19/14; Rakeem Christmas (11), C.J. Fair (11)

## GAME 1

#19/17 Syracuse 83  
Colgate 55



Nov. 11 | Carrier Dome | Syracuse, N.Y.

The 2016-17 season commenced with back-to-back Tyler Roberson dunks, a telling sign for the night. The senior led Syracuse to an 83-55 win against Colgate with 18 points in the season opener at the Carrier Dome.

The Orange defeated their most familiar foe for the 51st straight time, the longest active series streak in the Division I ranks. It was the 169th meeting between the two clubs.

**"I thought, overall, we made some defensive mistakes early and they knocked down shots. We did a little better job tightening up defensively."** - Jim Boeheim

The Raiders and the Orange traded basket for basket to begin the game. At the 11:30 mark, with Syracuse leading 18-15, the Orange used a 12-0 run to expand their lead to 30-15 in a span of 3:44. The run was fueled by Roberson with six points. At the end of the half, 'Cuse led 49-25. The Raiders were unable to get any closer in the second half with the Orange outscoring them 34-30.

It was a balanced effort offensively for Syracuse with 10 players scoring in the game four finishing the game in double figures. Andrew White posted 17 points, the second most on the team, in his first official game with the Orange. John Gillon added 13 points and six assists in his Syracuse debut.

Sophomore point guard Frank Howard had a career night with 11 points and eight assists, both personal-best efforts. Howard also registered four rebounds and four steals.

Syracuse outscored Colgate in the paint, 48-20, and had a 23-0 advantage in fast-break points. With the win, Syracuse improved to 37-4 in season openers under head coach Jim Boeheim.

Visitor: Colgate (0-1)

PLAYER	FG-FGA	3G-3GA	FT-FTA	R	PF	TP	A	TO	B	S	MP
Rivard	f 1-4	0-0	5-6	2	4	7	4	0	0	1	21
Swopshire	f 2-12	1-9	0-0	3	0	5	1	2	0	1	25
Robertson	c 2-7	2-6	2-2	6	1	8	1	3	0	0	26
O'Brian	g 3-7	3-7	0-0	1	5	9	2	2	0	2	30
Regisford	g 3-8	0-0	4-9	6	1	10	1	3	0	0	26
Harris	g 1-2	0-1	0-0	0	2	2	1	0	0	0	10
Favorite	0-0	0-0	0-0	0	0	0	0	0	0	0	1
Lindgren	0-0	0-0	0-0	0	0	0	1	0	0	0	1
Rayman	2-12	0-7	2-4	4	3	6	4	3	1	0	21
Batt	2-2	0-0	0-0	7	4	4	0	0	0	0	13
Bargmann	0-0	0-0	0-0	1	0	0	0	0	0	0	6
Diew	0-1	0-1	0-0	0	0	0	0	0	0	0	0+
Krmpotich	2-3	0-0	0-0	1	0	4	0	0	0	0	3
Amiel	0-6	0-6	0-0	0	2	0	2	1	0	0	17
TEAM	9										
Totals	18-64	6-37	13-21	40	22	55	17	14	1	4	200
Total FG%	1st Half: 8-31	25.8%	2nd Half: 10-33	30.3%	Game: 28.1%						
3-Pt. FG%	1st Half: 5-23	21.7%	2nd Half: 1-14	7.1%	Game: 16.2%						
F Throw%	1st Half: 4-8	50.0%	2nd Half: 9-13	69.2%	Game: 61.9%						
Deadball Rebounds:	2										

Home: Syracuse (1-0)

PLAYER	FG-FGA	3G-3GA	FT-FTA	R	PF	TP	A	TO	B	S	MP
Lydon	f 1-6	0-3	0-0	6	2	2	3	0	3	1	26
Roberson	f 9-13	0-0	0-0	4	3	18	1	2	0	1	24
Coleman	c 3-4	0-0	0-0	6	4	6	1	1	1	1	15
Howard	g 4-4	3-3	0-2	4	2	11	9	3	0	4	22
White	g 7-12	2-7	1-2	5	3	17	1	1	0	1	29
Gillon	5-8	1-2	2-3	2	1	13	6	0	0	1	21
Autry	1-1	1-1	0-0	0	0	0	0	0	0	0	1
Thompson	1-4	0-0	1-2	7	2	3	1	1	0	0	18
Chukwu	2-2	0-0	0-6	5	1	4	0	1	1	1	17
Dourdas	0-0	0-0	0-0	0	0	0	0	0	0	0	1
Belbey	0-1	0-1	0-0	0	0	0	1	0	0	0	1
Battle	1-7	0-3	4-4	1	2	6	0	0	0	0	23
Akintobi-Adeyeye	0-0	0-0	0-0	0	0	0	0	0	0	0	1
Feldman	0-0	0-0	0-0	0	0	0	0	0	0	0	1
TEAM	6										
TOTALS	34-62	7-20	8-19	46	20	83	23	11	5	10	200
Total FG%	1st Half: 21-37	56.8%	2nd Half: 13-25	52.0%	Game: 54.8%						
3-Pt. FG%	1st Half: 4-10	40.0%	2nd Half: 3-10	30.0%	Game: 35.0%						
F Throw%	1st Half: 3-4	75.0%	2nd Half: 5-15	33.3%	Game: 42.1%						
Deadball Rebounds:	5										

Officials: Brian Dorsey, Tim Ebersole, Patrick Harwood  
Technical fouls: Syracuse-none, Colgate-none.  
Attendance: 23,844

Score by Periods	1st	2nd	Total
Colgate	25	30	55
Syracuse	49	34	83

## GAME 2

#18/18 Syracuse 90  
Holy Cross 46



Nov. 15 | Carrier Dome | Syracuse, N.Y.

A 49-point first-half set the table for victory for the Orange, as Syracuse (2-0) defeated Holy Cross (0-2), 90-46, in the opening game of the Brooklyn Hoops Holiday Invitational.

Andrew White III led the Orange with 19 points, while Tyler Lydon followed closely with 17. Three other Orange players scored in double-digits, as John Gillon tallied 15, Tyler Roberson had 12, and Taurean Thompson added 10.

**"I thought the biggest difference early is that we missed shots but we got the offensive glass and then made three or four offensive rebound baskets and we didn't have to rely on just making shots."** - Jim Boeheim

White III led the charge for Syracuse in the first half, tallying 16 points. The graduate transfer hit back-to-back 3-pointers and freshman Tyus Battle added a 3-ball in the middle of the first to begin a 14-0 run that put the Orange ahead of Holy Cross, 36-14. The Crusaders shaved the margin to 18 but Syracuse closed out the half with a 10-2 stretch that put the hosts ahead at the intermission, 49-23.

The trio of White III, Lydon and Gillon combined for 14 points to start the second half, increasing the lead to 63-29 with 12:20 left in the contest.

Gillon nearly tallied his first double-double in the Orange uniform, as the graduate transfer added a game-leading nine assists to his 15-point performance.

Lydon, Roberson and DaJuan Coleman grabbed six rebounds apiece for Syracuse. Paschal Chukwu had five rebounds and three blocks off the bench.

The last time that Syracuse tallied 90 points in a game was Feb. 1, 2014 when the Orange defeated rival Duke, 91-89, in front of an NCAA record 35,446 fans at the Carrier Dome.

Visitor: Holy Cross (0-2)

PLAYER	FG-FGA	3G-3GA	FT-FTA	R	PF	TP	A	TO	B	S	MP
Floyd	f 2-2	0-0	1-2	1	4	5	2	2	1	0	19
Alexander	f 3-11	2-8	0-0	7	2	8	1	4	0	1	37
Champion	f 3-15	2-9	0-3	4	2	8	2	2	0	1	34
Thompson	g 4-10	4-9	0-0	2	5	12	1	0	0	0	30
Benzan	g 2-5	1-2	0-0	1	1	5	0	1	0	1	22
Charles	1-1	0-0	1-1	2	2	3	3	3	0	1	19
Kennedy	0-1	0-0	0-0	2	0	0	0	0	0	0	1
Rielly	0-1	0-0	0-0	1	0	0	0	0	0	0	1
Le Sann	2-3	0-1	0-0	1	0	4	0	0	0	0	8
Cohen	0-1	0-0	0-0	1	0	0	0	0	0	0	2
Zignorski	0-2	0-2	0-0	0	0	0	1	0	0	1	13
Stevens	0-0	0-0	0-0	0	0	0	0	0	0	0	1
Husek	0-3	0-1	1-2	1	0	1	0	0	0	0	13
TEAM	4										
Totals	17-55	9-32	3-8	27	16	46	10	13	1	6	200
Total FG%	1st Half: 8-21	38.1%	2nd Half: 9-34	26.5%	Game: 30.9%						
3-Pt. FG%	1st Half: 5-12	41.7%	2nd Half: 4-20	20.0%	Game: 28.1%						
F Throw%	1st Half: 2-7	28.6%	2nd Half: 1-1	100.0%	Game: 37.5%						
Deadball Rebounds:	3										

Home: Syracuse (2-0)

PLAYER	FG-FGA	3G-3GA	FT-FTA	R	PF	TP	A	TO	B	S	MP
Lydon	f 6-7	2-3	3-4	6	2	17	1	2	0	0	24
Roberson	f 5-7	0-0	2-2	6	2	12	1	0	0	1	26
Coleman	c 0-1	0-0	1-2	6	1	1	0	1	0	0	12
Howard	g 3-5	1-2	0-0	1	1	7	3	1	1	1	20
Gillon	g 5-12	5-10	4-4	43	0	19	3	0	0	1	25
White	6-8	2-3	1-1	1	1	15	9	1	0	2	18
Autry	0-1	0-1	0-0	0	0	0	0	0	0	0	2
Thompson	5-7	0-0	0-0	2	1	10	0	0	0	0	18
Chukwu	0-0	0-0	0-0	5	3	0	1	2	3	1	22
Dourdas	0-0	0-0	0-0	0	0	0	0	1	0	0	1
Belbey	0-0	0-0	0-0	0	0	0	0	0	0	0	2
Battle	3-7	3-5	0-0	2	0	9	4	0	1	3	24
Radner	0-0	0-0	0-0	0	0	0	0	1	0	0	1
Akintobi-Adeyeye	0-1	0-0	0-0	0	0	0	0	0	0	0	2
Featherston	0-0	0-0	0-0	0	0	0	0	0	0	0	1
Feldman	0-1	0-1	0-0	0	0	0	0	0	0	0	2
TEAM	6										
TOTALS	33-57	13-25	11-13	39	11	90	22	9	6	9	200
Total FG%	1st Half: 17-28	60.7%	2nd Half: 16-29	55.2%	Game: 57.9%						
3-Pt. FG%	1st Half: 7-13	53.8%	2nd Half: 6-12	50.0%	Game: 52.0%						
F Throw%	1st Half: 8-8	100.0%	2nd Half: 3-5	60.0%	Game: 84.6%						
Deadball Rebounds:	0										

Officials: Tim Clougherty, Alfred Smith, Tony Chiozza  
Technical fouls: Syracuse-none, Holy Cross-none.  
Attendance: 21,405

Score by Periods	1st	2nd	Total
Holy Cross	23	23	46
Syracuse	49	41	90

## GAME 3

#18/18 Syracuse 71  
Monmouth 50



Nov. 18 | Carrier Dome | Syracuse, N.Y.

Graduate guard Andrew White III scored all of his game-high 18 points in the first half and Syracuse (3-0) remained unbeaten by defeating Monmouth (1-2), 71-50, in the Brooklyn Hoops Holiday Invitational at the Carrier Dome.

**"The second half our defense was really good. They got some looks that they missed, but our defense was pretty good. We were pushing them off spots and making them take tough shots. I thought the start to the second half we were really efficient. We got on the boards."** - Jim Boeheim

White hit 6-of-10 from the field, including a trio of 3-pointers, in the first 20 minutes of play to help the Orange give a 37-29 advantage by the break. The game was knotted at 20 when White connected on consecutive 3-pointers to put Syracuse up for good. White tallied 12 of the last 17 SU points of the half.

Syracuse opened the second half with six straight points to extend its lead to 43-29. The Orange margin grew to as many as 25 points before the outing was settled.

In addition to White's work, freshman forward Taurean Thompson hit 5-of-6 shots and finished with 12 points. Freshman guard Tyus Battle drained three 3-pointers and had nine points, sophomore guard Frank Howard had eight points and six assists and graduate center DaJuan Coleman contributed seven points and a game-high eight boards. Sophomore forward Tyler Lydon ended up with six points, seven rebounds and four blocked shots.

The Syracuse defense limited Monmouth to 20-of-64 (.313) from the field, including a 4-of-29 (.138) effort from the 3-point line. For the third straight contest, the Orange held the opposition under 60 points.

Visitor: Monmouth (1-2)

PLAYER	FG-FGA	3G-3GA	FT-FTA	R	PF	TP	A	TO	B	S	MP
Bridy	c 2-6	0-1	0-0	3	3	4	2	1	1	1	24
James	g 1-4	0-2	2-2	6	3	4	3	2	0	0	28
Hornbreak	g 1-5	0-2	2-3	4	4	4	0	2	0	1	20
Robinson	g 4-16	1-10	2-2	1	11	4	4	0	0	0	38
Stewart	g 3-8	2-6	0-0	1	1	8	0	0	1	0	25
Sarr	1-1	0-0	0-0	0	0	2	0	0	0	0	1
Seaborn	3-13	1-5	0-2	1	2	7	2	2	1	3	26
Traore	2-3	0-0	0-0	3	0	4	0	0	0	0	8
Pillari	1-3	0-2	0-0	2	0	2	0	0	0	1	1
Tilghman	0-0	0-0	0-0	2</							

## GAME 4

#17/16 Syracuse 101  
South Carolina St. 59



Nov. 22 | Carrier Dome | Syracuse, N.Y.

Six players scored in double digits to lead #18/16 Syracuse (4-0) past South Carolina State (1-3), 101-59, on Tuesday night as part of the Brooklyn Hoops Holiday Invitational.

*"We've had four games and we'll have a couple of really good, hard days of practice in the next two or three days and then we'll get ready to play some very good teams."* - Jim Boeheim

The Orange offense featured six players with double-figure point totals for the first time since a Dec. 8, 2012 win against Monmouth. The group included Andrew White III (15 points), John Gillon (14), Tyler Lydon (14), Tyler Roberson (13), Taurean Thompson (12) and Frank Howard (10).

Three Syracuse performers posted double-doubles: Tyler Lydon (14 points, 10 rebounds), Tyler Roberson (13 points, 12 rebounds) and Frank Howard (10 points, 11 assists). It marked the first time the Orange accomplished that feat since March 5, 2008.

The 100-point outburst was Syracuse's first since the 2012 encounter with Monmouth.

After falling behind by 3-0 in the opening minute, Syracuse came charging back with 15 unanswered points. Lydon and White III started the run with back-to-back 3-pointers and Howard had five points in the stretch. The Bulldogs managed to shave the margin back to six points on two occasions but the Orange embarked on another hot stretch, using a 13-2 spurt to push the lead to 31-14. DaJuan Coleman had the first five points of the run and Gillon added five points of his own. At the intermission, Syracuse led 46-31.

Syracuse came out even stronger in the second half. A 17-3 run featured two 3-pointers from Lydon and had SU ahead, 75-43 with 7:47 remaining. South Carolina State converted a 3-pointer but the Orange replied with a 23-2 blast that had the advantage up to 50 points, 98-48.

Visitor: South Carolina State (1-3)												
PLAYER	FG-FGA	3G-3GA	FT-FTA	R	PF	TP	A	TO	B	S	MP	
Eaves	f	2-12	0-4	4-4	3	1	8	3	0	0	25	
Kinard	f	0-2	0-0	2-4	2	2	2	0	0	1	21	
Stephens	g	1-9	1-7	2-2	3	1	5	2	0	0	24	
Riley	g	1-5	0-1	1-2	1	5	3	0	0	0	13	
Martimer	g	3-7	1-3	0-2	2	1	7	2	1	0	22	
Jones	g	0-0	0-0	4-4	2	0	4	1	0	0	3	
Fields	g	5-10	0-0	1-2	6	3	11	0	3	0	25	
Richardson	g	3-12	1-7	2-2	3	2	9	3	2	1	23	
Powell	g	3-9	2-4	0-0	1	3	8	0	2	0	26	
Williams	g	0-1	0-1	0-0	0	0	1	0	0	0	5	
Bottenberg	g	0-1	0-1	0-0	0	0	1	0	0	0	5	
Applewhite	g	0-2	0-0	0-0	0	0	0	0	0	0	10	
TEAM				6			2					
Totals		19-70	5-27	16-22	32	18	59	12	10	3	8	200
Total FG%	1st Half:	10-36	27.8%	2nd Half:	9-34	26.5%	Game:	27.1%				
3-Pt. FG%	1st Half:	1-11	9.1%	2nd Half:	4-16	25.0%	Game:	18.5%				
F Throw%	1st Half:	10-12	83.3%	2nd Half:	6-10	60.0%	Game:	72.7%				
Deadball Rebounds:		4										

Home: Syracuse (4-0)												
PLAYER	FG-FGA	3G-3GA	FT-FTA	R	PF	TP	A	TO	B	S	MP	
Lydon	f	4-6	4-5	2-4	10	0	14	1	0	1	25	
Roberson	f	4-9	0-0	5-5	12	1	13	2	1	1	19	
Coleman	c	3-4	0-0	1-2	4	2	7	0	2	0	12	
Howard	g	4-7	2-4	0-1	4	1	10	11	1	0	22	
White	g	5-10	3-7	2-4	3	2	15	2	1	0	21	
Gillon	g	5-12	2-4	2-2	1	0	14	4	1	0	30	
Sutton	g	0-0	0-0	0-0	1	0	1	0	0	0	3	
Autry	g	1-1	0-0	0-0	0	0	2	0	0	0	1	
Thompson	g	5-7	0-0	2-2	4	2	12	1	1	4	24	
Chukwu	g	2-3	0-0	0-1	7	4	4	1	3	4	25	
Dourdas	g	0-0	0-0	0-0	0	0	0	0	0	0	1	
Belbey	g	0-0	0-0	0-0	0	0	0	0	0	0	2	
Battle	g	2-4	1-2	0-0	1	1	5	1	0	1	16	
Akintobi-Adeyeye	g	1-2	0-0	0-0	0	3	2	0	0	0	3	
Featherston	g	1-1	1-1	0-0	0	0	3	0	0	0	2	
Feldman	g	0-0	0-0	0-0	0	0	0	0	0	0	2	
TEAM				6								
TOTALS		37-68	13-24	14-21	54	16	101	25	10	11	5	200
Total FG%	1st Half:	15-31	48.4%	2nd Half:	22-37	59.5%	Game:	54.4%				
3-Pt. FG%	1st Half:	6-12	50.0%	2nd Half:	7-12	58.3%	Game:	54.2%				
F Throw%	1st Half:	10-15	66.7%	2nd Half:	4-6	66.7%	Game:	66.7%				
Deadball Rebounds:		5										

Officials: Pat Driscoll, Bill McCarthy, William Humes  
 Technical fouls: Syracuse-none, South Carolina State-none.  
 Attendance: 17,073

Score by Periods	1st	2nd	Total
South Carolina State	31	28	59
Syracuse	46	55	101

## GAME 5

South Carolina 64  
#18/16 Syracuse 50



Nov. 26 | Barclays Center | Brooklyn, N.Y.

No. 18/16 Syracuse had its four-game winning streak to start the season come to an end in a 64-50 setback against South Carolina in the Brooklyn Hoops Holiday Classic. The Orange never led as they suffered their first setback of the season.

*"We have some work ahead of us. These game tell you that. We have another one Tuesday night that will tell us the same thing - what we have to work on. Hopefully we'll learn from it."* - Jim Boeheim

Tyler Lydon led Syracuse with 18 points and seven rebounds. Andrew White III and Frank Howard added 10 points apiece.

South Carolina (6-0) jumped out to an early lead, scoring the first six points of the game. The Orange (4-1) were able to cut the deficit to one, the second time coming at 12-11, but the Gamecocks answered with eight straight points to take a 20-11 lead. Syracuse continued to try to chip away at South Carolina's lead, but a deep 3-pointer as the shot clock was winding down by Duane Notice gave the Gamecocks their largest lead of the first half, 37-24, with 1:02 on the clock. A pair of free throws by Taurean Thompson brought Syracuse within 11, 37-26, at intermission.

Lydon led the Orange with 10 points in the first half. Syracuse shot just 34.8 percent (8-of-23) from the field and had 11 turnovers.

The Gamecocks pushed their lead to 12, 40-28, in the opening minutes of the second half before Lydon sparked a Syracuse comeback attempt. He scored six straight points to start a 10-2 scoring run that brought the Orange within four, at 42-38.

South Carolina answered, going back up by eight, 47-39. Four consecutive free throws for Syracuse again cut the deficit to four, 47-43, but that was as close as it could get. The Gamecocks continued to build their lead, extending the advantage to as many as 16 points in the closing minute.

The Orange shot 31.8 percent (41-of-44) from the field, while South Carolina shot 45.1 percent (23-of-51) from the floor. The Gamecocks controlled the inside, outscoring Syracuse, 30-8, in the paint.

Visitor: South Carolina (6-0)												
PLAYER	FG-FGA	3G-3GA	FT-FTA	R	PF	TP	A	TO	B	S	MP	
Katsar	f	7-9	0-0	2-2	2	3	16	0	2	0	20	
Silva	f	1-4	0-0	1-2	6	3	3	1	2	0	16	
Thornwell	g	3-6	1-2	9-10	6	3	16	5	3	0	31	
Notice	g	2-7	2-4	1-2	3	3	7	2	1	0	32	
Dozier	g	7-16	1-4	0-0	10	3	15	1	3	0	29	
Gravett	g	1-4	0-2	0-0	3	1	2	2	1	0	21	
Felder	g	0-0	0-0	0-0	0	2	0	0	0	0	2	
Blanton	g	1-1	0-0	0-0	0	0	2	0	0	0	4	
Cueye	g	0-0	0-0	0-0	0	2	0	0	0	0	4	
McKie	g	1-2	0-1	1-3	2	0	3	1	2	0	16	
Keita	g	0-2	0-0	0-0	1	1	0	1	1	1	15	
TEAM				4								
Totals		23-51	4-13	14-19	37	21	64	13	15	1	12	200
Total FG%	1st Half:	14-28	50.0%	2nd Half:	9-23	39.1%	Game:	45.1%				
3-Pt. FG%	1st Half:	3-7	42.9%	2nd Half:	1-6	16.7%	Game:	30.8%				
F Throw%	1st Half:	6-9	66.7%	2nd Half:	8-10	80.0%	Game:	73.7%				
Deadball Rebounds:		2										

Home: Syracuse (4-1)												
PLAYER	FG-FGA	3G-3GA	FT-FTA	R	PF	TP	A	TO	B	S	MP	
Lydon	f	5-12	3-5	5-6	7	2	18	0	6	0	1	35
Roberson	f	0-3	0-0	1-2	6	2	1	0	2	0	21	
Coleman	c	1-2	0-0	2-4	4	2	4	1	0	0	15	
Howard	g	3-7	1-2	3-7	3	0	10	3	1	0	24	
White	g	3-9	1-5	3-4	3	2	10	0	1	0	34	
Gillon	g	1-1	1-1	0-1	1	0	3	3	5	0	28	
Thompson	g	1-6	0-1	2-2	2	4	4	0	2	0	13	
Chukwu	g	0-2	0-0	0-0	4	4	0	0	1	0	17	
Battle	g	0-2	0-1	0-0	0	0	2	0	1	0	13	
TEAM				3								
Totals		14-44	6-15	16-26	30	19	50	9	17	2	6	200
Total FG%	1st Half:	8-23	34.8%	2nd Half:	6-21	28.6%	Game:	31.8%				
3-Pt. FG%	1st Half:	4-8	50.0%	2nd Half:	2-7	28.6%	Game:	40.0%				
F Throw%	1st Half:	6-9	66.7%	2nd Half:	10-17	58.8%	Game:	61.5%				
Deadball Rebounds:		4										

Officials: Brent Hampton, Tony Green, Lamar Simpson  
 Technical fouls: Syracuse-none, South Carolina-none.  
 Attendance: 8,733

Score by Periods	1st	2nd	Total
South Carolina	37	27	64
Syracuse	26	24	50

## GAME 6

#17/17 Wisconsin 77  
#22/24 Syracuse 60



Nov. 29 | Kohl Center | Madison, Wisc.

Andrew White III led a group of three players that scored in double figures but it wasn't enough as #22/24 Syracuse lost to #17/17 Wisconsin, 77-60, in the ACC/Big 10 Challenge at the Kohl Center. It marked the second consecutive season the teams met during the event.

*"We have a lot of guys that are trying to figure out just exactly what we are doing. I think they will learn it, but they haven't got it yet."* - Jim Boeheim

White III scored all of his team-high 14 points in the first half as he extended his streak of double-figure scoring games to six. DaJuan Coleman finished with 12 points, while John Gillon added 10 points off the bench.

The Badgers (6-2) used an 11-2 scoring run over a span of 2:06 to take a 21-10 lead. Wisconsin hit four 3-pointers during the run as it hit on five of its first six attempts from behind the arc. Tyler Lydon halted the run, ending a Syracuse scoring drought of four minutes, but the Badgers took their largest lead of the half at 28-14 with 10:01 on the clock.

White connected on one of his four first-half 3-pointers to spark an 8-1 Syracuse scoring run that cut the lead to 29-22. With the Badgers leading 36-25, the Orange used a 12-3 offensive outburst to get within two, 39-37, at the 1:48 mark, and Wisconsin took a 43-39 into the locker room at halftime.

The Badgers outscored Syracuse, 15-2, in the first five-plus minutes of the second half to extend its advantage to 58-41 with 14:21 remaining. Six straight points from the Orange cut the deficit to 11, 58-47, but that was close as Syracuse (4-2) could get. The Badgers continued to extend their lead, taking it largest lead on Hayes' dunk with 53 seconds remaining, which gave Wisconsin the 77-60 victory.


The difference in the game was the outside shooting. Syracuse struggled, hitting just 6-of-23 attempts from 3-point range, while the Badgers were 11-of-23. Wisconsin out-rebounded the Orange, 40-25, and posted an 18-8 advantage in second-chance points.

Visitor: Syracuse (4-2)												
PLAYER	FG-FGA	3G-3GA	FT-FTA	R	PF	TP	A	TO	B	S	MP	
Lydon	f	4-9	1-6	0-0	5	3	9	2	1	0	0	36
Roberson	f	0-2	0-0	0-0	2	3	0	0	0	0	1	13
Coleman	c	5-7	0-0	2-2	3	3	12	0	0	0	1	30
Howard	g	2-8	1-4	2-2	1	0	7	2	1	0	3	16
White	g	5-15	4-9	0-0	5	2	14	0	2	1	2	39
Gillon	g	3-6	0-2	4-5	1	1	10	4	2	0	1	24
Thompson												





## GAME 10

Georgetown 78  
Syracuse 71 

Dec. 17 | Carrier Dome | Syracuse, N.Y.

Tyler Lydon tallied a career-high 29 points paired with nine rebounds, but Syracuse (6-4) was topped by former BIG EAST Conference rival Georgetown (7-4), 78-71.

*"Right now we're just making too many mistakes, things you just can't do when you get in tough games. You have to be able to take care of the ball and make plays, and obviously make some free throws when you have to have them. We're just not doing enough things right to win the game right now."* - Jim Boeheim

The largest on-campus crowd in college basketball this season, 25,131, was on hand for Pearl Washington Day at the Dome. The University celebrated the life of Washington, one of the legendary performers in the early days of the BIG EAST Conference, with a halftime ceremony. The number 31 was affixed to Jim Boeheim Court at the very spot where Washington hit a game-winning, halfcourt shot against Boston College. The Orange wore throwback uniforms designed after the ones Washington and his teammates wore.

Lydon hit 12-of-13 from the field, including 3-of-3 on his 3-point attempts, and 2-of-5 free throws, posting the highest single-game scoring effort by a Syracuse player this season.

For the second-straight game, a White III 3-pointer began the action for Syracuse. The Orange got off to a quick start, thanks in part to an 8-0 run that provided Syracuse with its largest lead of the game, 11-4. Back-to-back 3-pointers from Georgetown's Rodney Pryor and LJ Peak gave the Hoyas their first lead, 23-22, with 6:20 left in the first half. The two teams traded baskets and entered the intermission tied for the fourth time at 33-33.

The game was knotted three more times in the early going of the second half before the Hoyas grabbed the advantage for good, 44-42, on a lane jumper from Bradley Hayes. After Georgetown increased its lead to five, 51-46, the Orange made several runs, shaving the margin to one point on three different occasions. Lydon who tallied 20 of his 29 in the second half, connected on a 3-pointer with 5:13 remaining to pull Syracuse close, 60-59.

Georgetown answered by scoring seven of the next eight points and closed out the contest.

Visitor: Georgetown (7-4)												
PLAYER	FG-FGA	3G-3GA	FT-FTA	R	PF	TP	A	TO	B	S	MP	
Agau	f	2-2	0-0	2-2	1	2	6	0	1	0	8	
Pryor	f	6-11	3-6	5-5	6	1	20	3	4	1	34	
Peak	g	7-12	2-3	7-9	11	4	23	4	5	1	38	
Mosely	g	1-1	0-0	0-0	1	2	0	0	0	0	6	
Govan	g	4-10	0-0	4-5	10	3	12	1	1	1	23	
Campbell	g	0-3	0-2	0-0	2	0	0	2	1	0	3	15
Mulmore	g	1-2	1-1	2-2	0	1	5	3	0	0	23	
Cameron	g	1-2	0-0	1-0	1	0	2	1	3	0	12	
Derrickson	g	1-6	0-1	2-2	3	3	4	2	2	2	20	
Johnson	g	0-0	0-0	0-0	0	0	0	0	0	0	3	
Mourning	g	0-1	0-0	0-0	1	0	0	0	0	0	3	
Hayes	g	2-3	0-0	0-0	4	4	4	0	1	0	15	
TEAM											1	
Totals		25-53	6-14	22-25	41	20	78	16	19	5	6	200
Total FG%	1st Half:	11-25	44.0%	2nd Half:	14-28	50.0%					Game: 47.2%	
3-Pt. FG%	1st Half:	3-8	37.5%	2nd Half:	3-6	50.0%					Game: 42.9%	
F Throw%	1st Half:	8-9	88.9%	2nd Half:	14-16	87.5%					Game: 88.0%	
Deadball Rebounds:	4											

Home: Syracuse (6-4)												
PLAYER	FG-FGA	3G-3GA	FT-FTA	R	PF	TP	A	TO	B	S	MP	
White	f	3-11	2-8	4-7	4	3	12	1	0	0	2	40
Lydon	f	12-13	3-3	2-5	9	3	29	2	0	1	36	
Coleman	c	1-3	0-0	0-0	2	3	2	0	2	0	14	
Howard	g	2-6	0-2	0-0	1	3	4	4	6	0	3	28
Gillon	g	4-14	2-4	3-4	3	4	13	2	1	0	37	
Thompson	g	2-8	0-2	5-7	4	9	1	3	2	1	27	
Roberson	g	0-0	0-0	0-2	1	0	0	0	0	0	6	
Battle	g	1-2	0-1	0-0	2	3	2	0	1	0	12	
TEAM											4	
Totals		25-57	7-20	14-25	30	23	71	10	13	3	10	200
Total FG%	1st Half:	10-28	35.7%	2nd Half:	15-29	51.7%					Game: 43.9%	
3-Pt. FG%	1st Half:	5-14	35.7%	2nd Half:	2-6	33.3%					Game: 35.0%	
F Throw%	1st Half:	8-13	61.5%	2nd Half:	6-12	50.0%					Game: 56.0%	
Deadball Rebounds:	2											

Officials: Les Jones, Lamar Simpson, Joe Lindsay  
Technical fouls: Syracuse-none, Georgetown-none.  
Attendance: 25,131

Score by Periods	1st	2nd	Total
Georgetown	33	45	78
Syracuse	33	38	71

## GAME 11

Syracuse 105  
Eastern Michigan 57 

Dec. 19 | Carrier Dome | Syracuse, N.Y.

Eight players scored in double digits and the Orange (7-4) defeated Eastern Michigan (6-5), 105-57 at the Carrier Dome. The game marks the second time that the Orange have surpassed the century mark in scoring this season.

*"We made a lot of shots and we got the ball in the right places and got some really good looks. When we get those open looks we can make those. I thought (the) defense was better and I thought, in the second half, our rebounding was better."*  
- Jim Boeheim

Tyus Battle led the team in scoring for the first time in his career, tallying 18 points off the bench. Andrew White III scored in double digits for his 11th-straight game with 14 points, while John Gillon also added 14. Tyler Lydon and DaJuan Coleman each had 12. Frank Howard had 11 assists and posted his third double-double of the campaign.

Syracuse tallied 34 assists on 37 baskets. The assist total was the club's highest since producing 34 against Morgan State on Dec. 10, 2010. The Orange unit assisted on the team's first 23 baskets in the game, a stretch that carried over into the second half.

The Orange raced to a 17-4 lead in the first 7:11 of play. The lead swelled to 28 by halftime, 52-24. The point outburst represented the best first-half effort of the season for Syracuse. At the intermission, Lydon had 12 points and Battle had 10, and six different Syracuse performers had connected on 3-point attempts.

Syracuse cemented yet another long run, this time 13-4, to start second-half action. Gillon tallied eight of those points from a pair of 3-pointers and a layup under pressure. The Orange advantage eventually reached 48 and Syracuse emerged with a 105-57 victory.

The Orange defense was effective as Eastern Michigan entered the game averaging close to 85 points per game. Syracuse limited the Eagles to 23-of-66 (.348) from the field, including a 5-of-26 (.192) effort on 3-point attempts.

Visitor: Eastern Michigan (6-5)												
PLAYER	FG-FGA	3G-3GA	FT-FTA	R	PF	TP	A	TO	B	S	MP	
Bond	f	3-7	2-4	0-1	2	3	8	3	1	1	2	30
Brown	f	0-5	0-0	4-4	6	1	4	2	5	0	1	20
Steele	c	2-4	0-0	0-0	1	1	4	0	0	0	1	18
Lee	g	1-6	0-3	0-0	1	2	2	1	5	0	2	13
Mangum IV	g	4-20	2-13	0-0	5	2	10	3	4	0	2	36
Brown	g	0-1	0-1	0-0	1	0	0	0	0	0	1	10
Nobles	g	5-11	1-5	0-2	10	3	11	2	3	0	1	37
Nobles	g	0-0	0-0	0-0	0	1	0	0	0	0	7	
Jones	g	5-7	0-0	2-5	0	5	12	0	1	0	13	
Wofford-Humphrey	g	0-0	0-0	0-0	0	0	0	0	0	0	1	
Madray	g	3-5	0-0	0-0	1	2	6	0	0	0	15	
TEAM											6	
Totals		23-66	5-26	6-12	33	20	57	11	20	1	9	200
Total FG%	1st Half:	10-35	28.6%	2nd Half:	13-31	41.9%					Game: 34.8%	
3-Pt. FG%	1st Half:	2-12	16.7%	2nd Half:	3-14	21.4%					Game: 19.2%	
F Throw%	1st Half:	2-2	100.0%	2nd Half:	4-10	40.0%					Game: 50.0%	
Deadball Rebounds:	2											

Home: Syracuse (7-5)												
PLAYER	FG-FGA	3G-3GA	FT-FTA	R	PF	TP	A	TO	B	S	MP	
Lydon	f	5-13	2-6	4-6	10	2	16	2	1	0	0	38
Coleman	c	5-10	0-1	0-2	10	3	10	0	2	2	0	22
Howard	g	2-9	0-2	0-0	2	4	4	2	4	0	0	15
White	g	1-6	0-2	0-1	7	3	2	2	4	0	0	37
Gillon	g	1-7	0-3	3-5	2	1	5	4	1	0	0	30
Sutton	g	0-1	0-1	0-0	0	0	0	1	0	0	0	2
Autry	g	0-1	0-1	0-0	1	0	0	0	0	0	0	2
Thompson	g	4-6	0-1	2-2	4	5	10	0	2	0	0	19
Roberson	g	0-3	0-0	0-0	1	1	0	0	0	0	0	7
Belbey	g	0-1	0-0	0-0	0	0	0	0	0	0	0	2
Battle	g	2-8	1-6	3-4	1	4	8	3	5	0	2	22
Akitinbi-Adeyeye	g	1-1	0-0	0-1	0	2	0	0	0	0	1	2
Feldman	g	1-1	1-1	0-0	2	0	2	0	0	0	0	2
TEAM											7	
Totals		37-63	15-28	16-25	45	14	105	34	17	8	15	200
Total FG%	1st Half:	19-32	59.4%	2nd Half:	18-31	58.1%					Game: 58.7%	
3-Pt. FG%	1st Half:	8-14	57.1%	2nd Half:	7-14	50.0%					Game: 53.6%	
F Throw%	1st Half:	6-9	66.7%	2nd Half:	10-16	62.5%					Game: 60.0%	
Deadball Rebounds:	4											

Officials: John Gaffney, Gary Prager, Wally Rutecki  
Technical fouls: Syracuse-none, Eastern Michigan-none.  
Attendance: 16,778

Score by Periods	1st	2nd	Total
Eastern Michigan	24	33	57
Syracuse	52	53	105

## GAME 12

St. John's 93  
Syracuse 60 

Dec. 21 | Carrier Dome | Syracuse, N.Y.

A pair of substantial Red Storm runs halted the Orange, as Syracuse (7-5) was defeated by former BIG EAST foe St. John's (6-7), 93-60, on Wednesday night at the Carrier Dome.

*"This game is all on me. I didn't get them ready to do what we needed to do. We just didn't execute on defense or offense and St. John's did and that was the game."*  
- Jim Boeheim

Tyler Lydon tallied his sixth-career double-double with a team-leading 16 points and 10 rebounds. DaJuan Coleman also had his sixth-career double-double with 10 points and 10 rebounds.

Andrew White III had a season-high seven rebounds, while Taurean Thompson added 10 points and four boards. Tyus Battle also added eight points to the offensive effort.

The clubs kept action close to start and were tied, 14-14. St. John's quickly picked up momentum and took control with a game-deciding 12-0 run to lead, 26-14. The Orange never regained the lead.

'Cuse managed to cut the Red Storm lead to nine late in the half, but St. John's pushed forward to secure a 10-point 39-29 lead heading to the locker room.

St. John's didn't slow down in the second half, as the Red Storm came back to tally a lengthy 15-0 run to sit atop of the Orange, 74-48, with 7:54 left on the clock.

Syracuse trailed by as much as 37 points in the second half, but cut the final Red Storm lead to 33 to close out action at the Carrier Dome, 93-60.

The game marked the 91st meeting between the Orange and the Red Storm.

Visitor: St. John's (6-7)												
PLAYER	FG-FGA	3G-3GA	FT-FTA	R	PF	TP	A	TO	B	S	MP	
Yakwe	f	3-5	0-0	1-2	8	3	7	1	0	0	0	19
Lovett	f	3-7	1-3	0-1	6	0	7	9	3	0	0	36
Ellison	g	5-12	3-5	3-4	6	1	16	5	0	0	0	31
Ahmed	g	7-11	2-4	4-6	5	2	20	3	1	0	2	27
Ponds	g	7-15	4-11	3-4	6	3	21	7	0	1	4	34
Owens	g	4-5	0-0	1-2	4	3	9	1	1	4	2	19
Hollifield	g	2-2	0-0	0-2	0	2	4	0	1	0	0	3
Freudenberg	g	3-7	2-6	1-2	2	2	9	1	0	1	0	19
Cole	g	0-0	0-0	0-2	1	0	0	0	0	0	0	3
Williams	g	0-0	0-0	0-0	1	1	0	0	0	0	0	9
Madray	g	3-5	0-0	0-0	1	2	6	0	0	0	0	15
TEAM											2	
Totals		34-64	12-29	13-25	42	17	93	27	9	6	8	2

## GAME 13

Syracuse 80  
Cornell 56 **RSN**

Dec. 27 | Carrier Dome | Syracuse, N.Y.

Syracuse closed its non-conference portion of the 2016-17 regular-season slate with an 80-56 victory against in-state foe Cornell in the Carrier Dome.

*"I thought we were more active tonight on defense. If you are not active in a zone you get picked apart and that's what has happened to us the last couple of games. Offensively, I thought we were a little better than we have been."* - Jim Boeheim

Down three points 7:26 into the game, Syracuse (8-5) closed the first half on a 30-10 run and never looked back against Cornell (3-9). The Orange were 17-for-32 (53.1 percent) from the field in the opening frame.

For the second-straight contest and fourth time this season, Tyler Lydon paced the squad in scoring. Lydon finished with 20 points on the night. He native knocked down his first four attempts beyond the arc. He also pulled down 10 rebounds, good enough for his seventh double-double of his career.

Taurean Thompson added 18 points and matched his career high with seven boards. Tyus Battle notched 16 points, three shy of matching his personal best. John Gillon dished out a team-high seven assists, while not turning the ball over once.

The visiting Big Red converted their first three attempts from the field, storming out to an 8-2 advantage with 17:27 remaining in the first half. Behind 3-point field goals from Battle and Lydon, the Orange used a 10-2 run to take their first lead since the opening bucket.

Cornell came right back with five straight points to take a 15-12 edge with 12:34 left in the opening frame. Syracuse responded by outscoring its opposition by 20 points to close the period, highlighted by a monstrous put-back dunk from Tyler Roberson with 4:25 to go in the half.

The Orange would continue to assert themselves over the remainder of the game, with their lead growing to as much as 30 points in the final frame.

Visitor: Cornell (3-9)

PLAYER	FG-FGA	3G-3GA	FT-FTA	R	PF	TP	A	TO	B	S	MP
Morgan	f 4-10	2-8	0-0	2	2	10	1	1	0	0	32
Gettings	f 1-8	0-2	0-0	9	3	2	1	2	1	1	29
Fallas	c 1-4	1-4	0-0	3	0	3	2	1	0	0	25
Whiteside	g 6-9	1-0	0-0	2	1	13	6	2	0	0	30
Hatter	g 3-11	0-5	1-1	6	2	7	3	2	0	1	30
Smith	1-2	0-0	0-0	3	2	0	0	0	0	0	11
Fleming	0-0	0-0	0-0	1	0	0	1	0	0	0	3
Bethurst	2-4	1-2	0-0	2	1	5	0	2	0	0	15
Brown	1-1	1-1	0-0	2	1	3	1	1	0	1	3
Warren	3-6	0-0	1-2	3	3	7	0	0	0	0	14
Davis	2-2	0-0	0-0	1	0	4	0	0	0	0	2
Bayless	0-0	0-0	0-0	0	0	1	0	0	0	0	2
Gordon	0-0	0-0	0-1	0	0	0	2	0	1	4	4
TEAM				1		2					
Totals	24-57	6-24	2-4	32	16	56	16	15	1	4	200
Total FG%	1st Half: 10-29	34.5%	2nd Half: 14-28	50.0%							Game: 42.1%
3-Pt. FG%	1st Half: 3-14	21.4%	2nd Half: 3-10	30.0%							Game: 25.0%
F Throw%	1st Half: 2-3	66.7%	2nd Half: 0-0	0.0%							Game: 50.0%
Deadball Rebounds:	0										

Home: Syracuse (8-5)

PLAYER	FG-FGA	3G-3GA	FT-FTA	R	PF	TP	A	TO	B	S	MP
White	f 3-10	0-5	6-7	6	1	12	2	1	1	1	32
Lydon	f 6-12	4-6	4-5	10	2	20	3	0	1	2	36
Coleman	c 1-2	0-0	0-0	1	1	2	0	3	0	1	9
Howard	g 1-4	0-1	0-0	2	2	3	1	1	2	21	
Battle	g 5-11	4-7	2-2	3	1	16	1	1	0	3	32
Gillon	1-3	0-1	0-0	2	2	3	1	1	2	21	
Sutton	0-0	0-0	0-1	1	0	0	1	0	0	1	
Autry	1-2	1-2	0-0	0	0	3	0	0	0	0	2
Thompson	9-15	0-0	0-0	7	0	18	2	2	2	0	22
Roberson	2-4	0-0	1-2	7	1	5	2	0	2	0	20
Belbey	0-0	0-0	0-0	0	0	0	0	0	0	0	2
Radner	0-1	0-1	0-0	0	0	0	1	0	0	0	2
Akintobi-Adeyeye	0-0	0-0	0-0	0	0	0	1	0	0	0	2
TEAM				1		1					
Totals	29-64	9-23	13-17	41	10	80	21	10	7	10	200
Total FG%	1st Half: 17-32	53.1%	2nd Half: 12-32	37.5%							Game: 45.3%
3-Pt. FG%	1st Half: 5-10	50.0%	2nd Half: 4-13	30.8%							Game: 39.1%
F Throw%	1st Half: 3-5	60.0%	2nd Half: 10-12	83.3%							Game: 76.5%
Deadball Rebounds:	1										

Officials: Tim Nestor, Jeffrey Anderson, Nathan Farrell

Technical fouls: Syracuse-none, Cornell-none.

Attendance: 20,557

Score by Periods	1st	2nd	Total
Cornell	25	31	56
Syracuse	42	38	80

## GAME 14

Boston College 96  
Syracuse 81 **ESPN U**

Jan. 1 | Conte Forum | Chestnut Hill, Mass.

Sophomore Tyler Lydon recorded his second consecutive double-double to lead Syracuse in a 96-81 loss at Boston College in the ACC opener for both teams in Chestnut Hill.

*"If you give guys open shots in college basketball, they are going to make them. Boston College is a very good shooting team. We knew that coming in. We just didn't do a good job of finding where the shooters were and they made shots."*

- Jim Boeheim

Lydon recorded 17 points and 12 rebounds, while Tyler Roberson also had a double-double with 11 points and 10 rebounds. Andrew White III led the Orange with 22 points, and Taurean Thompson tallied 14 points in his first career start.

Boston College (8-6, 1-0) jumped out to an early lead, scoring the first five points of the game. The Orange fought back and tied the score at 10-10, but the Eagles' leading scorers Jerome Robinson and Ky Bowman helped Boston College build a 10-point lead, 32-22, with 5:18 remaining in the half.

A three-point play by Thompson cut the deficit to eight, 34-26, but the Eagles used a 10-3 scoring run to take its largest lead of the half, 44-29, with 1:16 on the clock. Tyus Battle halted the run with his first field goal and John Gillon converted a layup with nine seconds on the clock to cut Boston College's advantage to 11, 44-33, at intermission.

A three-point play by Thompson at the 17:31 mark of the second half brought Syracuse (8-6, 0-1) within 10, 51-41, but that was close as the Orange would get. The Eagles shot 62.1 percent (18-for-29) from the field and 71.4 percent (10-for-14) from 3-point range in the second half as it led by as many as 22 on its way to its first ACC win since March 2015.

Syracuse out-rebounded Boston College, 41-36, and held a 27-15 advantage in second-chance points. The Eagles were 16-for-26 (61.5 percent) from 3-point range. Robinson and Bowman led the outside shooting effort as they were a combined 10-for-12 from behind the arc and finished the game with 22 and 30 points, respectively.

Visitor: Syracuse (8-6, 0-1 ACC)

PLAYER	FG-FGA	3G-3GA	FT-FTA	R	PF	TP	A	TO	B	S	MP
Thompson	f 5-13	0-1	4-8	3	5	14	0	1	2	2	28
Lydon	f 4-10	1-3	8-9	12	4	17	0	0	3	2	39
Howard	g 1-6	0-2	1-2	3	2	3	3	3	0	1	17
White	g 7-15	4-7	4-4	6	2	22	1	3	1	1	38
Battle	g 3-6	1-3	0-0	4	0	7	4	1	0	0	26
Gillon	2-10	0-4	3-4	0	2	7	3	1	0	1	26
Autry	0-0	0-0	0-0	0	0	0	0	0	0	0	1
Roberson	4-7	0-0	3-3	310	2	11	1	1	0	1	22
Belbey	0-0	0-0	0-0	0	0	0	0	0	0	0	1
Akintobi-Adeyeye	0-1	0-0	0-0	0	0	0	0	0	0	0	1
Fatharston	0-0	0-0	0-0	0	0	0	0	0	0	0	1
TEAM				3		3					
Totals	26-68	6-20	23-30	41	17	81	12	10	6	8	200
Total FG%	1st Half: 13-34	38.2%	2nd Half: 13-34	38.2%							Game: 38.2%
3-Pt. FG%	1st Half: 4-7	57.1%	2nd Half: 2-13	15.4%							Game: 30.0%
F Throw%	1st Half: 3-4	75.0%	2nd Half: 20-26	76.9%							Game: 76.7%
Deadball Rebounds:	4										

Home: Boston College (8-6, 1-0 ACC)

PLAYER	FG-FGA	3G-3GA	FT-FTA	R	PF	TP	A	TO	B	S	MP
Tava	f 2-3	0-0	5-7	10	3	9	7	3	1	0	37
Turner	f 6-9	4-7	0-1	2	2	16	6	0	0	1	34
Jeffers	f 1-5	0-0	0-0	5	1	2	0	2	1	1	16
Bowman	g 11-17	7-8	1-2	5	4	30	9	3	0	0	35
Robinson	g 9-12	3-4	1-3	4	4	22	4	3	1	1	34
Owens	0-1	0-1	0-0	0	0	0	0	0	0	0	1
Meznieski	0-0	0-0	0-0	0	0	0	0	0	0	0	1
Reyes	0-0	0-0	0-0	0	0	0	0	0	0	0	1
Ghebremichael	0-0	0-0	0-0	0	0	0	0	0	0	0	1
Gehan	0-0	0-0	0-0	0	0	0	0	0	0	0	1
Popovic	5-10	0-1	1-4	6	4	11	2	0	0	1	25
Chatman	2-6	2-5	0-0	2	2	6	0	1	0	0	14
Akintobi-Adeyeye	0-0	0-0	0-0	0	0	0	1	0	0	0	2
TEAM				5		1					
Totals	36-63	16-26	8-17	36	20	96	28	13	4	4	200
Total FG%	1st Half: 18-34	52.9%	2nd Half: 18-29	62.1%							Game: 57.1%
3-Pt. FG%	1st Half: 6-12	50.0%	2nd Half: 10-14	71.4%							Game: 61.5%
F Throw%	1st Half: 2-2	100.0%	2nd Half: 6-15	40.0%							Game: 47.1%
Deadball Rebounds:	1										

Officials: Bill Covington, Jr., Brian Dorsey, Michael Roberts

Technical fouls: Syracuse-none, Boston College-none.

Attendance: 7,726

Score by Periods	1st	2nd	Total
Syracuse	33	48	81
Boston College	44	52	96

## GAME 15

Syracuse 70  
Miami 55 **RSN**

Jan. 4 | Carrier Dome | Syracuse, N.Y.

A pair of 20-point scoring performances from Andrew White III and Tyler Lydon pushed the Orange (9-6, 1-1 ACC) past ACC foe Miami (11-3, 1-1 ACC), 70-55, to secure the first conference win of the season for Syracuse.

*"Our defense was better tonight. We gave up some open three, but we did a better job. It wasn't as good as we need to do, but we did a better job and we were more efficient on offense."*

- Jim Boeheim

White III led the Orange, tallying 22 points for the second-straight outing and adding a team-leading and season-high 10 rebounds. The feat marked the first double-double for the graduate transfer in the Orange uniform. White III has scored in double-digits in 14-of-15 performances.

Lydon added 20 points with seven boards to the Orange effort. The sophomore also had a game-leading three blocks. John Gillon tied a career-high mark with 11 assists to mark the first double-digit assist game at Syracuse for the graduate student. Gillon also added eight points.

Syracuse used a 17-5 come-from-behind run in the final 10 minutes of the first half to garner an eight-point 34-26 lead heading into the locker room. The Orange shot 60 percent (12-20) from the field in the first half, taking the lead for good. The conversion rate in the first half marks the second-highest shooting percentage for the Orange, beaten only by a 60.7 percent performance versus Holy Cross earlier this season.

White III led the charge in the first 20 minutes, finishing the half with 13 points and seven rebounds.

The Orange extended the lead to 10 points to start the second half, but the Hurricanes tallied a 12-3 run to come within one, 43-42. White III sank back-to-back 3-pointers to give the Orange a second 10-point lead, 52-42, and complete a 9-0 Syracuse run.

The Orange continued the push, taking a lead as large as 17 points, on its way to a 70-55 victory, snapping Miami's seven-game winning streak.

Tyler Roberson added nine points and six rebounds off the bench, while Tyus Battle had nine points and three boards.

Visitor: Miami (11-3, 1-1 ACC)

PLAYER	FG-FGA	3G-3GA	FT-FTA	R	PF	TP	A	TO	B	S	MP
Brown	f 3-8	2-4	1-2	7	2	9	2	2	0	1	33
Huell	f 3-5	0-0	1-1	3	2	6	1	1	0	1	19
Murphy	c 4-4	0-0	2-2	4	2	8	0	2	1	0	35
Newton	g 3-12	1-3	1-3	4	4	8	7	4	0	1	35
Reed	g 2-11	2-7									

## GAME 16

Syracuse 77  
Pittsburgh 66 

Jan. 7 | Carrier Dome | Syracuse, N.Y.

Four double-digit scoring performances secured the second-straight ACC victory for the Orange, and Syracuse (10-6, 2-1 ACC) defeated Pittsburgh (12-4, 1-2 ACC), 77-66. The victory stopped a five-game losing streak to the Panthers.

*"It was a really great effort. Pittsburgh is a tremendous offensive team. I think one of the best offensive teams in the country. They showed that in the second half. The first half, the defense was the difference."*  
- Jim Boeheim

Andrew White III led the Orange in scoring for the ninth time this season, as the graduate transfer tallied 21 points and seven rebounds on the night. It marked his 15th double-digit scoring game this season.

John Gillon had 20 points. He posted his second-straight double-digit assist game with a career-high tying 11 on the night to complete his first double-double in the Orange uniform. Gillon converted 6-of-12 3-point baskets to tie his highest triple basket count of the season.

With the game tied 6-6 and just under 16 minutes to play in the first, Syracuse went on a game-deciding 30-2 run, thanks to eight Orange three-point baskets. Tyus Battle contributed three, while White III and Gillon had two apiece. Tyler Lydon converted the final 3-pointer of the run.

The Panthers tried to close the gap and tallied a quick 7-0 run, but a Taurean Thompson jump shot ended it. The Orange led by as many as 28 points and tied its lowest point total allowed in the first half this season.

The Panthers opened the second half with an 8-2 run, but Gillon and White III sank back-to-back three-point baskets to extend the lead back to 21, 50-29. With under six minutes on the clock, Pitt tallied a late 8-0 run to come within 14 of the Orange. The stretch was stopped by a dunk through traffic from Lydon, with the assist credited to Gillon. Syracuse held the Panthers off for the remainder of the game, sealing the game on top, 77-66.

Tyler Roberson set a new career-high with a team-leading six blocks, while adding a team-high 10 rebounds for his third double-digit board game of the season. Battle tallied 15 points and a career-high five rebounds. Lydon rounded out Syracuse's double-digit scorers with 13. Battle, Gillon and White each logged 40 minutes of court time.


Visitor: Pittsburgh (12-4, 1-2 ACC)												
PLAYER	FG-FGA	3G-3GA	FT-FTA	R	PF	TP	A	TO	B	S	MP	
Artis	f	6-14	4-9	7-9	5	2	23	1	4	1	0	38
Young	f	6-15	1-2	4-4	7	3	17	0	0	0	1	33
Jeter	f	3-10	0-0	6-7	11	2	12	2	3	3	31	
Jones	g	3-5	0-0	1-1	2	2	7	2	0	0	0	35
Johnson	g	2-10	1-7	2-2	6	2	7	4	1	0	0	35
Wilson	g	0-0	0-0	0-0	0	2	0	0	0	0	0	3
Luther	g	0-1	0-0	0-0	1	0	2	1	0	1	0	16
Kihncart	g	0-0	0-0	0-0	0	0	0	1	0	0	0	2
Milligan	g	0-2	0-1	0-0	2	0	0	1	0	0	0	7
TEAM							3					1
TOTALS		20-57	6-19	20-23	37	14	66	11	12	4	5	200
Total FG%	1st Half: 6-29	20.7%	2nd Half: 14-28	50.0%								Game: 35.1%
3-Pt. FG%	1st Half: 0-7	0.0%	2nd Half: 6-12	50.0%								Game: 31.6%
F Throw%	1st Half: 9-9	100.0%	2nd Half: 11-14	78.6%								Game: 87.0%
Deadball Rebounds:		1										

Home: Syracuse (10-6, 2-1)												
PLAYER	FG-FGA	3G-3GA	FT-FTA	R	PF	TP	A	TO	B	S	MP	
White	f	7-14	4-8	3-4	7	3	21	0	3	1	2	40
Lydon	f	5-9	1-2	2-2	5	4	13	3	1	2	0	34
Thompson	c	2-3	0-0	0-0	0	3	4	0	1	0	0	10
Gillon	g	6-16	6-12	2-2	2	2	20	11	4	0	2	40
Battle	g	6-9	3-5	0-0	1	1	15	1	0	0	3	40
Roberson	g	2-3	0-0	0-0	10	2	4	2	0	6	0	36
TEAM							4					1
TOTALS		28-54	14-27	7-8	29	15	77	17	10	9	7	200
Total FG%	1st Half: 16-27	59.3%	2nd Half: 12-27	44.4%								Game: 51.9%
3-Pt. FG%	1st Half: 8-16	50.0%	2nd Half: 6-11	54.5%								Game: 51.9%
F Throw%	1st Half: 2-2	100.0%	2nd Half: 5-6	83.3%								Game: 87.5%
Deadball Rebounds:		0										

Officials: Mike Eades, Lee Cassell, Brian O'Connell  
Technical fouls: Syracuse-none, Pittsburgh-none.  
Attendance: 20,034

Score by Periods	1st	2nd	Total
Pittsburgh	21	45	66
Syracuse	42	35	77

## GAME 17

Virginia Tech 83  
Syracuse 73 

Jan. 10 | Cassell Coliseum | Blacksburg, Va.

Taurean Thompson led the Orange in scoring and had a career-high eight rebounds, but the Orange (10-7, 2-2 ACC) were topped by Virginia Tech (13-3, 2-2 ACC), 83-73, at Cassell Coliseum in Blacksburg, Va.

*"I thought our interior defense was not good in either half and that was a big key. Offensively, we didn't get anything accomplished that we wanted to. Part of that was their defense was really good."*  
- Jim Boeheim

Leading the Orange offense for the first time in his career, Thompson added 18 points to his career rebounding night, converting 7-of-13 from the field and 4-of-7 from the charity stripe. Thompson also added a team-leading three blocks.

Tyler Roberson marked his third double-double of the season with 14 points and a team-leading 10 rebounds off the bench.

The Hokies took an early 11-2 run to sit atop the Orange, 16-7. Unsatisfied, Syracuse came back to match the run with an equal stretch of their own to tie the game, 18-18, with 9:13 left on the clock.

Virginia Tech pushed forward with momentum and converted a 6-2 run to take the lead, 37-31, heading to the locker room. The Hokies would use the short run to remain on top for the remainder of the game.

White III tallied 13 points, three rebounds and two assists in the first half alone, while the graduate transfer finished the contest with 15 points to mark his 16th game this season in double figures. He also had six rebounds on the night.

The clubs traded equal 8-0 runs to open up the second half. The Virginia Tech eight-point scoring stretch put the Hokies up, 45-33, but the Orange brought the game back within four, 45-41, thanks to eight-straight points combined from White III, Thompson and Gillon.

Trailing by eight points, Syracuse established a 5-0 run from the pair of Roberson and Battle to come within three, 51-48.

The Orange fell behind once again, but regained momentum and established a late 10-2 run to bring the game back within six, 74-68. The Hokies continued the forward push to close out the conference matchup with the win, 83-73.

Visitor: Syracuse (10-7, 2-2 ACC)												
PLAYER	FG-FGA	3G-3GA	FT-FTA	R	PF	TP	A	TO	B	S	MP	
White	f	5-14	1-4	4-4	6	3	15	3	1	1	1	40
Lydon	f	1-5	0-2	0-0	7	2	2	1	0	0	1	29
Thompson	c	7-13	0-0	4-7	8	3	18	0	2	3	0	32
Gillon	g	2-9	1-4	4-4	3	1	9	3	2	0	0	27
Battle	g	5-11	3-6	0-0	1	3	13	1	3	1	1	40
Howard	g	1-5	0-1	0-0	0	4	2	4	0	0	0	13
Roberson	g	7-8	0-0	0-1	10	4	14	0	3	2	0	19
TEAM							3					3
TOTALS		28-65	5-17	12-16	38	20	73	12	11	7	3	200
Total FG%	1st Half: 11-29	37.9%	2nd Half: 17-36	47.2%								Game: 43.1%
3-Pt. FG%	1st Half: 3-8	37.5%	2nd Half: 2-9	22.2%								Game: 29.4%
F Throw%	1st Half: 6-6	100.0%	2nd Half: 6-10	60.0%								Game: 75.0%
Deadball Rebounds:		1										

Home: Virginia Tech (13-3, 2-2)												
PLAYER	FG-FGA	3G-3GA	FT-FTA	R	PF	TP	A	TO	B	S	MP	
Robinson	g	0-1	0-1	0-0	0	5	0	2	0	0	1	14
Bibbs	g	5-13	2-6	6-8	7	2	18	3	2	0	0	37
Hill	g	4-11	3-7	2-2	4	2	13	3	1	0	0	35
Clarke	f	5-6	0-0	7-10	7	1	17	6	2	0	1	33
LeDay	f	9-13	1-2	3-6	6	2	22	1	0	0	0	35
Sy	g	0-1	0-0	0-0	1	1	0	0	0	1	0	6
Allen	g	4-7	2-2	1-1	2	1	11	5	1	1	1	31
Outlaw	g	1-5	0-2	0-0	2	3	2	0	0	1	0	9
TEAM							2					2
TOTALS		28-57	8-20	19-27	31	17	83	20	6	3	3	200
Total FG%	1st Half: 14-31	45.2%	2nd Half: 14-26	53.8%								Game: 49.1%
3-Pt. FG%	1st Half: 4-10	40.0%	2nd Half: 4-10	40.0%								Game: 40.0%
F Throw%	1st Half: 5-7	71.4%	2nd Half: 14-20	70.0%								Game: 70.4%
Deadball Rebounds:		0										

Officials: Bill Covington Jr., Michael Stephens, Gene Staterone  
Technical fouls: Syracuse-none, Virginia Tech-none.  
Attendance: 6,047

Score by Periods	1st	2nd	Total
Syracuse	31	42	73
Virginia Tech	37	46	83

## GAME 18

Syracuse 76  
Boston College 53 

Jan. 14 | Carrier Dome | Syracuse, N.Y.

Tyus Battle led the Orange with a career-high 21 points in a revenge match with the Eagles, and Syracuse (11-7, 3-2 ACC) defeated Boston College (9-9, 2-3 ACC), 76-53.

*"I think our defense is getting a little better. I think offensively, we didn't have a great offensive game but we still had a good game and I think our offense can still get better."*  
- Jim Boeheim

Tyler Lydon joined Battle in double digits with 16 points on the night, while sharing the team lead in rebounding with Tyler Roberson at six boards apiece.

In his sixth-straight double-digit scoring performance, Andrew White III added 13 points and three steals for the Orange. White III has found himself in double-digit scoring figures in 17-of-18 Syracuse outings this season.

Freshman Taurean Thompson, who finished the game with 10 points, began the action for Syracuse with six-straight points of his own.

After meeting at a 13-13 tie game with 12:30 to play in the first half, the Orange established a 22-9 run to mark a 13-point lead, 35-22, heading to the locker room. The margin marked the largest gap between the pair in the first half.

Syracuse used 15 first-half Boston College turnovers to convert 14 points from turnovers alone. The Orange committed just four in the first half and six on the game, the lowest total number for Syracuse this season. The Eagles went on to rack up 20 turnovers on the game, matching Eastern Michigan for an opponent high for the Orange.

Syracuse used a game-solidifying 13-0 run to establish a 27-point lead over the Eagles, 65-38. Lydon had eight points during the stretch. The advantage swelled to 28 before the game ended at 76-53.

It was the 71st meeting between the two schools, the 10th most-frequent rivalry at Syracuse.

Visitor: Boston College (9-9, 2-3 ACC)												
PLAYER	FG-FGA	3G-3GA	FT-FTA	R	PF	TP	A	TO	B	S	MP	
Tava	f	3-3	1-1	0-0	8	3	7	2	5	0	0	33
Turner	f	2-3	2-3	0-0	3	3	6	0	1	0	0	30
Jeffers	g	2-7	0-0	1-1	4	2	5	0	3	0	0	13
Bowman	g	1-9	1-6	0-0	7	2	3	1	6	0	0	28
Robinson	g	3-11	1-5	2-2	3	9	5	3	0	2	0	36
Owens	g	0-0	0-0	0-0	2	2	0	0	1	0	0	4
Reyes	g	1-1	0-0	0-1	0	0	2	0	0	0	0	2
Popovic	g	5-8	1-2	2-4	7	1	13	1	1	0	0	27
Sagay	g	0-1	0-0	0-0	0	0	0	0	0	0	0	2
Chatman	g	0-1	0-0	0-0	0	0	0	0	0	0	0	2
TEAM							0					0
TOTALS		19-48	8-22	7-11	35	18	53	11	20	1	2	200
Total FG%	1st Half: 7-19	36.8%	2nd Half: 12-29	41.4%								Game: 39.6%
3-Pt. FG%	1st Half: 4-11	36.4%	2nd Half: 4-11	36.4%								Game: 36.4%
F Throw%	1st Half: 4-5	80.0%	2nd Half: 3-6	50.0%								Game: 63.6%
Deadball Rebounds:		2										

Home: Syracuse (11-7, 3-2 ACC)												
PLAYER	FG-FGA	3G-3GA	FT-FTA	R	PF	TP	A	TO	B	S	MP	
White	f	4-11	2-6	3-4	2	0	13	1	0	0	3	34
Lydon	f	6-10	0-2	4-4	6	2	16	1	2	2	2	33
Thompson	c	5-9	0-1	0-0	3	0	10	1	1	0	1	21
Gillon	g	1-6	0-3	2-2	3	2	4					



## GAME 19

#9/9 North Carolina 85  
Syracuse 68 

Jan. 16 | Smith Center | Chapel Hill, N.C.

Tyler Lydon was one of three Orange to score in double figures to lead Syracuse in its 85-68 setback at No. 9 North Carolina.

*"I thought for us on the road, it was probably our best road game, doesn't look like it from the final score, but I really thought it was. I thought we showed a lot of good things,"*  
- Jim Boeheim

Lydon was 11-of-14 from the field, including 3-of-5 from 3-point range on his way to a game-high 26 points. That total was just three shy of his career high set earlier this season against Georgetown. Andrew White III added 15 points, and Tyus Battle posted 13 points and a career-high four steals.

Taurean Thompson scored the first basket of the game to give Syracuse (11-8, 3-3) an early lead, but North Carolina (17-3, 5-1) responded with 12 consecutive points, forcing an Orange timeout. Tyler Roberson halted the Tar Heels' offensive outburst with six consecutive points to cut the deficit to four, 12-8, at the 13:03 mark.

A Lydon 3-pointer brought the Orange within two, 16-14, but North Carolina pushed the lead back to six with back-to-back baskets. Syracuse continued to chip away at the lead, but the Tar Heels answered each comeback attempt. A three-point play by Battle put Syracuse within five, 33-28, but North Carolina scored the next eight points to take its largest lead of the half, 40-28, and led 42-30 at halftime.

The Tar Heels opened the second half with a 3-pointer to extend the lead to 45-30. Lydon hit a 3-pointer, starting a 12-0 Orange scoring run that cut the deficit to 45-32, at the 16:27 mark. Battle had four points during the run.

North Carolina built its lead back up to 66-54 before White III hit a 3-pointer and Lydon hit a jumper to bring the Orange within seven at the 8:06 mark. That was as close as Syracuse could get as North Carolina continued to extend its lead and recorded the 85-68 victory.

Visitor: Syracuse (11-8, 3-3 ACC)

PLAYER	FG-FGA	3G-3GA	FT-FTA	R	PF	TP	A	TO	B	S	MP
White	f 5-13	5-9	0-0	2	4	15	1	3	2	0	39
Lydon	f 11-14	3-5	1-1	7	2	26	1	3	1	1	39
Thompson	f 2-5	0-0	0-0	2	2	4	2	1	0	1	12
Gillon	g 1-7	1-3	1-2	0	1	4	6	2	0	2	38
Battle	g 4-11	1-5	4-4	3	1	13	2	1	1	4	39
Howard	0-0	0-0	0-0	0	0	0	0	1	0	0	1
Sutton	0-0	0-0	0-0	1	0	0	0	0	0	0	1
Autry	0-0	0-0	0-0	0	0	0	0	0	0	0	1
Roberson	3-7	0-0	0-0	8	2	6	2	2	0	0	27
Bellbey	0-1	0-1	0-0	0	0	0	0	0	0	0	1
Akintobi-Adeyeye	0-0	0-0	0-0	0	1	0	0	0	0	0	1
Feldman	0-1	0-1	0-0	0	0	0	0	0	0	0	1
TEAM				1							
Totals	26-59	10-24	6-7	24	13	68	14	13	4	8	200
Total FG%	1st Half: 11-26	42.3%	2nd Half: 15-33	45.5%	Game: 44.1%						
3-Pt. FG%	1st Half: 4-11	36.4%	2nd Half: 6-13	46.2%	Game: 41.7%						
F Throw%	1st Half: 4-5	80.0%	2nd Half: 2-2	100.0%	Game: 85.7%						
Deadball Rebounds:	3										

Home: North Carolina (17-3, 5-1)

PLAYER	FG-FGA	3G-3GA	FT-FTA	R	PF	TP	A	TO	B	S	MP
Meeks	f 7-10	0-0	1-2	12	2	15	1	3	0	2	32
Hicks	f 8-13	0-0	4-4	8	0	20	1	2	1	0	30
Jackson	f 8-19	2-8	1-1	10	1	19	4	2	1	0	33
Berry	g 4-7	2-5	0-0	1	2	10	1	2	0	1	31
Williams	g 2-7	2-6	0-0	1	1	6	4	0	0	2	27
Britt	0-1	0-1	0-0	0	0	0	3	0	0	1	12
Pinson	2-4	1-3	2-4	5	3	7	5	0	0	0	14
Rush	0-0	0-0	0-0	0	0	0	0	0	0	0	1
Coker	0-0	0-0	0-0	0	0	0	0	0	0	0	1
Robinson	0-0	0-0	0-0	0	1	0	0	0	0	0	3
Woods	0-2	0-1	0-2	3	1	0	1	0	0	0	3
Rohlman	0-0	0-0	0-0	1	0	0	0	0	0	0	1
White	0-0	0-0	0-0	0	0	0	0	0	0	0	1
Maye	4-5	0-0	0-2	0	2	8	2	0	0	0	13
TEAM				3							
TOTALS	35-68	7-24	8-15	44	13	85	22	9	2	6	200
Total FG%	1st Half: 18-38	47.4%	2nd Half: 17-30	56.7%	Game: 51.5%						
3-Pt. FG%	1st Half: 4-12	33.3%	2nd Half: 3-12	25.0%	Game: 29.2%						
F Throw%	1st Half: 2-4	50.0%	2nd Half: 6-11	54.5%	Game: 53.3%						
Deadball Rebounds:	3										

Officials: John Gaffney, Ron Grover, Doug Shows  
Technical fouls: Syracuse-none, North Carolina-none.  
Attendance: 20,588

Score by Periods	1st	2nd	Total
Syracuse	30	38	68
North Carolina	42	43	85

**2016-17 Syracuse (11-8, 3-3 ACC)**  
**Syracuse Combined Team Statistics (as of Jan 16, 2017)**  
**All games**

Overall record: 11-8 Conf: 3-3 Home: 11-2 Away: 0-4 Neutral: 0-2

#	Player	gp-gs	Total		3-Point		F-Throw		Rebounds				pf	dq	a	to	blk	stl	pts	avg		
			min	avg	fg-fga	fg%	3fg-fga	3fg%	ft-fa	ft%	off	def									tot	avg
03	Andrew White III	19-19	659	34.7	96-230	.417	59-146	.404	49-63	.778	19	67	86	4.5	36	0	27	30	9	28	300	15.8
20	Tyler Lydon	19-19	620	32.6	90-180	.500	30-69	.435	50-63	.794	36	108	144	7.6	41	0	33	28	23	19	260	13.7
25	Tyus Battle	19-10	522	27.5	61-134	.455	36-83	.434	30-36	.833	2	32	34	1.8	33	0	31	23	5	26	188	9.9
12	Taurean Thompson	19-6	329	17.3	71-130	.546	2-10	.200	26-41	.634	19	48	67	3.5	40	2	13	24	20	10	170	8.9
04	John Gillon	19-8	500	26.3	54-143	.378	27-72	.375	34-45	.756	8	27	35	1.8	21	0	96	31	0	30	169	8.9
21	Tyler Roberson	19-6	394	20.7	52-98	.531	0-0	.000	22-36	.611	45	65	110	5.8	39	0	17	17	18	7	126	6.6
32	DaJuan Coleman	14-13	227	16.2	36-67	.537	0-1	.000	18-31	.581	28	46	74	5.3	31	0	3	20	9	5	90	6.4
01	Frank Howard	18-14	351	19.5	32-91	.352	11-35	.314	26-43	.605	11	26	37	2.1	36	0	91	35	4	29	101	5.6
13	Paschal Chukwu	7-0	108	15.4	6-9	.667	0-0	.000	0-9	.000	11	18	29	4.1	15	0	2	10	14	3	12	1.7
35	Ray Featherston	3-0	4	1.3	1-1	1.000	1-1	1.000	0-0	.000	0	0	0	0.0	0	0	0	0	0	0	3	1.0
11	Adrian Autry	11-0	16	1.5	3-8	.375	2-6	.333	0-0	.000	0	2	2	0.2	1	0	0	0	0	1	8	0.7
34	D. Akintobi-Adeyeye	12-0	18	1.5	4-8	.500	0-0	.000	0-1	.000	1	2	3	0.3	5	0	0	2	2	1	8	0.7
54	Ky Feldman	9-0	14	1.6	2-6	.333	1-5	.200	0-0	.000	1	1	2	0.2	0	0	2	0	0	0	5	0.6
24	Shaun Belbey	11-0	17	1.5	1-4	.250	0-2	.000	0-0	.000	0	0	0	0.0	0	0	2	1	0	0	2	0.2
05	Mike Sutton	7-0	12	1.7	0-2	.000	0-2	.000	0-1	.000	1	3	4	0.6	0	0	2	1	0	0	0	0.0
33	Jonathan Radner	4-0	6	1.5	0-3	.000	0-2	.000	0-0	.000	0	2	2	0.5	0	0	2	1	0	0	0	0.0
14	Evan Dourdas	3-0	3	1.0	0-0	.000	0-0	.000	0-0	.000	0	0	0	0.0	0	0	0	1	0	0	0	0.0
Team											39	38	77				6					
Total.....		19	3800		509-1114	.457	169-434	.389	255-369	.691	221	485	706	37.2	298	2	321	230	104	159	1442	75.9
Opponents.....		19	3800		457-1133	.403	158-496	.319	201-319	.630	250	445	695	36.6	337	5	307	262	44	107	1273	67.0

TEAM STATISTICS	SU	OPP	Date	Opponent	Score	Att.
SCORING	1442	1273	11/11/16	COLGATE	w 83-55	23844
Points per game	75.9	67.0	! 11/15/16	HOLY CROSS	w 90-46	21405
Scoring margin	+8.9	-	! 11/18/16	MONMOUTH	w 71-50	22636
FIELD GOALS-ATT	509-1114	457-1133	! 11/22/16	SOUTH CAROLINA STATE	w 101-59	17073
Field goal pct	.457	.403	! 11/26/16	vs South Carolina	L 50-64	8733
3 POINT FG-ATT	169-434	158-496	@ 11/29/16	at Wisconsin	L 60-77	17287
3-point FG pct	.389	.319	12/3/16	NORTH FLORIDA	w 77-71	22372
3-pt FG made per game	8.9	8.3	12/5/16	vs Connecticut	L 50-52	15347
FREE THROWS-ATT	255-369	201-319	12/10/16	BOSTON U	w 99-77	22878
Free throw pct	.691	.630	12/17/16	GEORGETOWN	L 71-78	25131
F-Throws made per game	13.4	10.6	12/19/16	EASTERN MICHIGAN	w 105-57	16778
REBOUNDS	706	695	12/21/16	ST. JOHN'S	L 60-93	18363
Rebounds per game	37.2	36.6	12/27/16	CORNELL	w 80-56	20557
Rebounding margin	+0.6	-	* 1/1/17	at Boston College	L 81-96	7226
ASSISTS	321	307	* 1/4/17	MIAMI	w 70-55	17393
Assists per game	16.9	16.2	* 1/7/17	PITTSBURGH	w 77-66	20034
TURNOVERS	230	262	* 1/10/17	at Virginia Tech	L 73-83	6047
Turnovers per game	12.1	13.8	* 1/14/17	BOSTON COLLEGE	w 76-53	21626
Turnover margin	+1.7	-	* 1/16/17	at North Carolina	L 68-85	20588
Assist/turnover ratio	1.4	1.2				
STEALS	159	107				
Steals per game	8.4	5.6				
BLOCKS	104	44				
Blocks per game	5.5	2.3				
ATTENDANCE	270090	75228				
Home games-Avg/Game	13-20776	4-12787				
Neutral site-Avg/Game	-	2-12040				

\* = ACC game  
! = Brooklyn Holiday Hoops Invitational  
@ = ACC/Big Ten Challenge

Score by Periods	1st	2nd	Totals
Syracuse	709	733	1442
Opponents	584	689	1273

**2016-17 Syracuse (11-8, 3-3 ACC)**  
**Syracuse Combined Team Statistics (as of Jan 16, 2017)**  
**Conference games**

<b>RECORD:</b>	<b>OVERALL</b>	<b>HOME</b>	<b>AWAY</b>	<b>NEUTRAL</b>
ALL GAMES	3-3	3-0	0-3	0-0
CONFERENCE	3-3	3-0	0-3	0-0
NON-CONFERENCE	0-0	0-0	0-0	0-0

#	Player	gp-gs	min	avg	Total		3-Point		F-Throw		Rebounds				pf	dq	a	to	blk	stl	pts	avg			
					fg-fga	fg%	3fg-fga	3fg%	ft-fta	ft%	off	def	tot	avg											
03	Andrew White III	6-6	231	38.5	35-80	.438	20-43	.465	18-20	.900	7	26	33	5.5	13	0	7	13	6	7	108	18.0			
20	Tyler Lydon	6-6	213	35.5	34-61	.557	7-17	.412	19-20	.950	9	35	44	7.3	16	0	7	9	11	7	94	15.7			
25	Tyus Battle	6-6	218	36.3	28-55	.509	12-28	.429	10-11	.909	0	13	13	2.2	9	0	11	8	2	12	78	13.0			
12	Taurean Thompson	6-6	108	18.0	22-44	.500	0-2	.000	8-15	.533	4	12	16	2.7	15	1	3	7	5	4	52	8.7			
04	John Gillon	6-5	196	32.7	15-55	.273	9-30	.300	13-16	.813	1	9	10	1.7	8	0	40	15	0	8	52	8.7			
21	Tyler Roberson	6-0	166	27.7	22-34	.647	0-0	.000	6-8	.750	25	25	50	8.3	17	0	8	6	9	3	50	8.3			
01	Frank Howard	5-1	48	9.6	3-13	.231	0-4	.000	3-4	.750	3	2	5	1.0	6	0	10	5	0	2	9	1.8			
54	Ky Feldman	2-0	3	1.5	1-2	.500	0-1	.000	0-0	.000	0	0	0	0.0	0	0	0	0	0	0	2	1.0			
11	Adrian Autry	3-0	4	1.3	0-1	.000	0-0	.000	0-0	.000	0	2	2	0.7	0	0	0	0	0	0	0	0.0			
34	D. Akintobi-Adeyeye	3-0	4	1.3	0-1	.000	0-0	.000	0-0	.000	0	0	0	0.0	2	0	0	0	0	0	0	0.0			
35	Ray Featherston	1-0	1	1.0	0-0	.000	0-0	.000	0-0	.000	0	0	0	0.0	0	0	0	0	0	0	0	0.0			
24	Shaun Belbey	3-0	4	1.3	0-1	.000	0-1	.000	0-0	.000	0	0	0	0.0	0	0	0	0	0	0	0	0.0			
32	DaJuan Coleman	1-0	1	1.0	0-0	.000	0-0	.000	0-0	.000	0	0	0	0.0	0	0	0	0	0	0	0	0.0			
05	Mike Sutton	2-0	3	1.5	0-1	.000	0-1	.000	0-0	.000	0	1	1	0.5	0	0	0	0	0	0	0	0.0			
Team											12	5	17												2
Total.....		6	1200	160-348		.460	48-127	.378	77-94	.819	61	130	191	31.8	86	1	86	65	33	43	445	74.2			
Opponents.....		6	1200	159-347		.458	56-137	.409	64-103	.621	77	132	209	34.8	97	1	107	75	16	24	438	73.0			

<b>TEAM STATISTICS</b>	<b>SU</b>	<b>OPP</b>	<b>Date</b>	<b>Opponent</b>	<b>Score</b>	<b>Att.</b>
SCORING	445	438	* 1/1/17	at Boston College	L 81-96	7226
Points per game	74.2	73.0	* 1/4/17	MIAMI	w 70-55	17393
Scoring margin	+1.2	-	* 1/7/17	PITTSBURGH	w 77-66	20034
FIELD GOALS-ATT	160-348	159-347	* 1/10/17	at Virginia Tech	L 73-83	6047
Field goal pct	.460	.458	* 1/14/17	BOSTON COLLEGE	w 76-53	21626
3 POINT FG-ATT	48-127	56-137	* 1/16/17	at North Carolina	L 68-85	20588
3-point FG pct	.378	.409	* = ACC game			
3-pt FG made per game	8.0	9.3	! = Brooklyn Holiday Hoops Invitational			
FREE THROWS-ATT	77-94	64-103	@ = ACC/Big Ten Challenge			
Free throw pct	.819	.621				
F-Throws made per game	12.8	10.7				
REBOUNDS	191	209				
Rebounds per game	31.8	34.8				
Rebounding margin	-3.0	-				
ASSISTS	86	107				
Assists per game	14.3	17.8				
TURNOVERS	65	75				
Turnovers per game	10.8	12.5				
Turnover margin	+1.7	-				
Assist/turnover ratio	1.3	1.4				
STEALS	43	24				
Steals per game	7.2	4.0				
BLOCKS	33	16				
Blocks per game	5.5	2.7				
ATTENDANCE	59053	33861				
Home games-Avg/Game	3-19684	3-11287				
Neutral site-Avg/Game	-	0-0				

<b>Score by Periods</b>	<b>1st</b>	<b>2nd</b>	<b>Totals</b>
Syracuse	205	240	445
Opponents	192	246	438