



Sports Information Office
University of Notre Dame
112 Joyce Center
Notre Dame, IN 46556
www.und.com
574-631-7516
574-631-7941 FAX

NOTRE DAME

2003-04 MEN'S BASKETBALL

GAMEDAY RELEASE

2003-04 University of Notre Dame Men's Basketball Schedule (8-3, 2-0 BIG EAST)

November

5	Wed.	COACHES vs. CANCER (Ex.)	W, 88-76
14	Fri.	ILLINOIS ALL-STARS (Ex.)	W, 97-88 (ot)
24	Mon.	(21/T19) NORTHERN ILLINOIS	W, 74-65
29	Sat.	(21/20) MOUNT ST. MARY'S	W, 78-64

December

1	Mon.	(23/20) at Marquette (24/23)	L, 58-71
6	Sat.	(23/20) CENTRAL MICHIGAN	L, 68-69
10	Wed.	INDIANA	L, 63-66
14	Sun.	at DePaul	W, 82-69
21	Sun.	AMERICAN	W, 78-74
23	Tue.	QUINNIPIAC	W, 79-62
28	Sun.	MOREHEAD STATE	W, 84-69

January

7	Wed.	WEST VIRGINIA*	W, 63-52
10	Sat.	at Villanova*	W, 82-78
12	Mon.	at Pittsburgh*	7:00 p.m.
17	Sat.	SYRACUSE*	6:00 p.m.
20	Tue.	at Virginia Tech*	7:00 p.m.
25	Sun.	KENTUCKY	4:00 p.m.
28	Wed.	MIAMI*	7:30 p.m.
31	Sat.	at Rutgers*	12:00 p.m.

February

4	Wed.	at Boston College*	7:30 p.m.
7	Sat.	PITTSBURGH*	7:00 p.m.
9	Mon.	CONNECTICUT*	7:00 p.m.
14	Sat.	SETON HALL*	12:00 p.m.
16	Mon.	at Syracuse*	7:00 p.m.
21	Sat.	at Connecticut*	2:00 p.m.
24	Tue.	PROVIDENCE*	7:00 p.m.
28	Sat.	at UCLA	1:00 p.m.

March

4	Thur.	GEORGETOWN*	7:00 p.m.
6	Sat.	at St. John's*	4:00 p.m.
10-	Wed.-	BIG EAST Championship	
13	Sat.	(Madison Square Garden)	
18-	Thur.-	NCAA First and Second Rounds	
21	Sun.		
25-	Thur.-	NCAA Regionals	
28	Sun.		

April

3 &	Sat.	& NCAA Final Four Championship
5	Mon.	(Alamodome-San Antonio, Texas)

* - indicates BIG EAST game

All times local site.

() - indicates Associated Press and ESPN/USA Today rankings at time of game

Game No.

12 NOTRE DAME Fighting Irish (8-3, 2-0) at PITTSBURGH Panthers (16-0, 2-0)

Date: Monday, January 12, 2004

Place: Petersen Events Center (12,508)

Time: 7:00 p.m. (EST)

Television: ESPN — Sean McDonough (play-by-play analyst), Bill Raftery (color analyst) and Jay Bilas (color analyst)

Radio: Notre Dame Sports Properties (Jack Lorri, Jack Nolan) originates the Notre Dame Radio Network (includes WNDV 92.9 FM and 1490 AM in South Bend, Ind./Michiana Region, Elkhart, Michigan City, Gary and Hammond), ESPN 1000 AM in Chicagoland Area), ESPN 950 AM (Indianapolis), WGL 1250 in Fort Wayne, WEFM 95.9 in Michigan City and Gary and WLUV AM 1520 (Rockford, DeKalb, Beloit, Janesville). All radio broadcasts can also be heard through the World Wide Web at www.und.com.

Real-Time Stats: Live in-game statistics will be available from the official Pittsburgh athletic website (www.pittsburghpanthers.com).

Irish Items:

• The 2003-04 campaign marks the 99th season of basketball at Notre Dame.

• Notre Dame heads into today's game riding a six-game winning streak.

• The Irish used a late 9-0 run and Villanova missed six of 10 free throws in the final minute in Notre Dame's victory on Saturday in the Wachovia Center. Chris Thomas led five Irish players in double figures with 26 points, while Torrian Jones had 10 points and 11 rebounds. The win was the first for Notre Dame in eight meetings with Villanova since joining the BIG EAST in 1995-96 and the first for the Irish over the Wildcats since 1984.

• A win today would give Notre Dame its first 3-0 start in BIG EAST Conference play since joining the league in 1995-96.

• Today's game is a matchup of two of the five teams as yet unbeaten in BIG EAST play this season. Defending NCAA champion #17 Syracuse, #15 Pittsburgh, and Notre Dame are all 2-0, while #1 Connecticut and Seton Hall each won its conference opener.

• The Irish are playing back-to-back games on the road for the first time this season, after defeating Villanova 82-78 Saturday afternoon in Philadelphia. It was the first Irish game away from the Joyce Center in just under a month, since Dec. 14 at DePaul. Notre Dame played eight of its first 10 games of the 2003-04 campaign at home.

• Notre Dame will open up BIG EAST action by playing three of its first five conference

LAST IRISH OUTING

Notre Dame 82, Villanova 78
January 10, 2004
Wachovia Center
Philadelphia, PA

Notre Dame (82)

Player	min	fg	fga	ft	fta	reb	ast	pf	tp
Jones	27	4	9	1	3	11	2	3	10
Cornette	34	1	3	0	0	2	1	3	3
Francis	20	5	10	1	2	5	1	4	11
Falls	21	4	5	0	1	2	0	1	12
Thomas	39	7	17	10	12	1	4	5	26
Quinn	33	4	11	4	4	5	4	1	13
Cornett	7	0	1	0	2	3	0	1	0
Timmermans	19	3	5	1	2	2	1	4	7
Team						8			
Totals	200	28	61	17	26	39	13	22	82

Villanova (78)

Player	min	fg	fga	ft	fta	reb	ast	pf	tp
Foye	39	7	17	2	2	2	3	5	18
Sumpter	38	5	12	3	4	9	1	2	14
Fraser	37	2	3	5	7	17	2	2	9
Nardi	33	6	11	0	2	1	4	4	15
Ray	35	5	13	5	8	4	3	2	18
Snowden	13	1	2	2	3	1	0	2	4
Sheridan	5	0	0	0	0	1	0	3	0
Team						3			
Totals	200	26	58	17	26	38	13	20	78

Notre Dame	38	44	--	82
Villanova	34	44	--	78

FG Pct: Notre Dame 45.9, Villanova 44.8. **3-FG Pct:** Notre Dame 39.1, Villanova 42.9. **FT Pct:** Notre Dame 65.4, Villanova 65.4. **3-PT FG:** Notre Dame 9 (Falls 4), Villanova 9 (Nardi/Ray 3 each). **Turnovers:** Notre Dame 10, Villanova 15. **Blocked Shots:** Notre Dame 4, Villanova 4. **Steals:** Notre Dame 7, Villanova 2. **Attendance:** 14,121.

2003-04 Rankings

Associated Press
(Week 8-Jan. 5-11)

	PVS
1. Connecticut	1
2. Duke	2
3. Arizona	4
4. Stanford	5
5. Wake Forest	6
6. Oklahoma	7
7. Kentucky	8
8. Georgia Tech	3
9. St. Joseph's	10
10. Louisville	11
11. Cincinnati	12
12. North Carolina	9
13. Kansas	13
14. Florida	14
15. Pittsburgh	15
16. Gonzaga	16
17. Syracuse	17
18. Texas	19
19. Illinois	20
20. Vanderbilt	22
21. Wisconsin	18
22. Mississippi State	24
23. Marquette	25
24. Purdue	21
25. Providence	NR

bold indicates 2003-04 opponent

ESPN/USA TODAY
(Week 8-Jan. 5-11)

	PVS
1. Connecticut	1
2. Duke	2
3. Arizona	4
4. Wake Forest	5
5. Kentucky	6
6. Stanford	7
7. Oklahoma	8
8. Georgia Tech	3
9. St. Joseph's	10
10. Cincinnati	11
11. Florida	12
12. Louisville	14
13. North Carolina	9
14. Kansas	13
15. Pittsburgh	16
16. Texas	17
17. Gonzaga	18
18. Wisconsin	15
19. Syracuse	20
20. Illinois	19
21. Vanderbilt	24
22. Marquette	23
23. Oklahoma State	NR
24. Purdue	21
25. Texas Tech	NR

bold indicates 2003-04 opponent

games on the road.

• The current six-game winning streak is the longest for the Irish since they won eight straight contests last season — from Nov. 30, 2002-Jan. 4, 2003 (Albany, Marquette, Maryland, Texas, DePaul, Canisius, Vanderbilt and Valparaiso).

• Notre Dame's three losses this season have been by a total of 18 points. The Irish dropped consecutive games to Marquette (71-58), Central Michigan (69-68), and Indiana (66-63) in the first 10 days of December.

• Notre Dame leads the BIG EAST Conference and ranks second nationally in free throw percentage at 76.0. On the season, Notre Dame is getting 23.5 percent of its points from the charity stripe. The Irish are outscoring opponents 190-106 from the line and have attempted 102 (250-148) more free throws, due largely to ranking second in the nation in fewest fouls per game (14.0). Chris Thomas is third in the league and 23rd in the NCAA, having hit 44 of 50 (87.1%) free throws.

• The Irish rank 20th nationally with 5.73 blocks per game and are one of eight BIG EAST teams among the NCAA's top 23 blocking teams. Torin Francis and Jordan Cornette are tied for seventh in the conference leaders with identical averages of 2.27.

• For the sixth consecutive game, and seventh time this season, Notre Dame had more assists (13) than turnovers (10) against Villanova. Overall this season, Notre Dame owns a 1.25 assist-to-turnover ratio with 164 assists and 131 turnovers. The Irish are averaging 14.9 assists and 11.9 turnovers. ND had a season-best 2.5 assist-to-turnover ratio against Morehead State, as the Irish had 20 assists and committed just eight turnovers. The Irish have turned the ball over 10 or fewer times on five occasions this season. Against American, Notre Dame had a season-low seven turnovers. In the season opener against Northern Illinois, Notre Dame dished off 14 assists and turned the ball over just eight times. In the last six games, Notre Dame has committed a total of 62 turnovers (10.3 per game).

• After not having a double double in his first 100 career games, Torrian Jones has had double doubles in each of the last two contests. He had 17 points and 14 rebounds last Wednesday vs. West Virginia and followed that up with 10 points and 11 rebounds against Villanova on Saturday.

• Chris Thomas has scored 20 or more points five times this season and 31 times in his career.

• Chris Thomas had four assists vs. Villanova, bringing his career total to 550, which passed Tim Singleton (1987-91) for second in the Irish recordbook. David Rivers (1984-88) holds the school record with 586 assists.

• Chris Quinn has scored in double figures in six consecutive games and is averaging 16.2 points in those games. He is shooting 59.9% (33-58) from the field and 51.4% (19-37) from three-point range over that span. Quinn started the first five games of the season, but has come off the bench in each of the last Irish six victories.

• Chris Quinn has turned the ball over just nine times in 371 minutes this season, an average of 41.2 minutes between turnovers. He had a stretch of 159:00 on the floor without a turnover from the first half vs. DePaul (12/14) until the first half against Villanova on Saturday.

• Torin Francis is among the BIG EAST leaders in six categories: rebounding (2nd, 9.7), defensive rebounds (2nd, 6.5), offensive rebounds (4th, 3.3), field goal percentage (5th, 55.9%), blocked shots (7th, 2.27), and scoring (18th, 16.0).

• Chris Thomas ranks among the BIG EAST leaders in six categories: free throw percentage (3rd, 87.1%), assists (4th, 5.6), scoring (5th, 18.9), three-point field goals (9th, 2.18 per game), assist-to-turnover ratio (11th, 2.00), and three-point field goal percentage (11th, 28.9%).

• Chris Quinn is among the top five in the BIG EAST leaders in three categories. He leads the league in assist-to-turnover (3.89) and is fourth in three-point field goal percentage (42.2%) and fifth in three-point field goals (2.45 per game).

• Colin Falls has hit 19 of his last 42 three-point field goals (45.2%), a stretch extending back eight games. Of his 24 field goals this season, 19 have been from beyond the three-point arc.

• Three Irish players are netting double figures with Chris Thomas leading the team with an 18.9 scoring average. Torin Francis is nearly averaging a double double -- 16.0 points and 9.7 rebounds -- while Chris Quinn comes in at 13.8. Torrian Jones has contributed 9.0 points per contest.

• Five Notre Dame players are averaging better than 30 minutes per game — Chris Thomas (37.2), Torin Francis (34.0), Chris Quinn (33.7), Jordan Cornette (31.1), and Torrian Jones (31.0).

• Notre Dame owns a 0.8 rebounding edge over its opponents (35.5 to 34.7) this season and has won the

LAST MEETING vs. PITTSBURGH

Notre Dame 66, Pittsburgh 64

February 9, 2003

Joyce Center

Notre Dame, IN

Pittsburgh (64)

Player	min	fg	fga	ft	fta	reb	ast	pf	tp
Zavackas	22	2	5	0	0	1	2	1	5
Lett	27	1	7	2	2	1	3	2	4
Page	37	8	14	0	0	6	2	3	19
Brown	35	4	7	0	1	5	0	0	10
Knight	30	1	9	1	2	5	8	4	4
Troutman	29	6	6	4	5	8	1	3	16
Krauser	15	2	3	0	0	0	2	0	6
Morris	5	0	1	0	0	0	0	0	0
Team						3			
Totals	200	24	52	7	10	33	18	13	64

Notre Dame (66)

Player	min	fg	fga	ft	fta	reb	ast	pf	tp
Cornette	12	0	0	0	0	1	0	1	0
Miller	37	3	7	1	2	6	4	2	8
Francis	27	3	3	1	3	5	2	2	7
Thomas	40	11	21	0	0	4	8	2	24
Carroll	40	4	11	2	2	0	6	2	14
Quinn	9	0	0	0	0	1	0	0	0
Jones	12	3	3	1	3	2	0	1	7
Timmermans	23	3	7	0	0	6	0	4	6
Team						1			
Totals	200	27	52	5	10	26	20	14	66

Notre Dame **33 33 -- 66**
Pittsburgh **41 23 -- 64**

FG Pct: Notre Dame 51.9, Pittsburgh 46.2. **3-FG Pct:** Notre Dame 43.8, Pittsburgh 40.9. **FT Pct:** Notre Dame 70.0, Pittsburgh 50.0. **3-PT FG:** Notre Dame 7, Pittsburgh 9. **Turnovers:** Notre Dame 10, Pittsburgh 13. **Blocked Shots:** Notre Dame 2, Pittsburgh 1. **Steals:** Notre Dame 5, Pittsburgh 7. **Attendance:** 11,450.

Notre Dame's Most-Played Rivals

Marquette	105 games	ND leads 75-30
Butler	101 games	ND leads 71-30
Michigan State ..	94 games	ND leads 59-35
DePaul	90 games	ND leads 50-41
Northwestern	86 games	ND leads 63-23
Indiana	66 games	IU leads 47-19
Kentucky	57 games	UK leads 40-17
UCLA	44 games ...	UCLA leads 26-18

NOTRE DAME STARTING LINEUP:

2003-04 Statistics									
No.	Player	Pos	Ht.	Wt.	Class	PPG	RPG	Other	Notes:
12	Jordan Cornette	F	6-9	236	Jr.	5.9	4.8	117 career blocks	MVP of ND-DePaul game with 17 points and 7 rebounds
34	Torin Francis	F	6-11	252	So.	16.0	9.7	26 blocked shots	Has registered five double doubles in '03-'04
1	Chris Thomas	G	6-1	185	Jr.	18.9	3.8	5.6 assists per game	26 pts. vs. WVU; 20+ points in 5 of last 8 games
15	Colin Falls	G	6-4	200	Fr.	6.7	2.1	19 3-Pt Field Goals	Made 19 of last 42 (45.2%) 3-pt. field goal attempts
20	Torrian Jones	F	6-4	200	Sr.	9.0	5.9	Averaging 31.0 mpg	Double doubles vs. WVU (17 pt, 14 reb) & VU(10 pt, 11 reb)

2003-04 Statistics									
No.	Player	Pos	Ht.	Wt.	Class	PPG	RPG	Other	Notes:
2	Chris Quinn	G	6-2	188	So.	13.8	2.8	35 assists/9 turnovers	Had 159:00 streak on floor without TO end vs. VU
4	John Carlson	F	6-6	230	Fr.	--	--	First-year walk-on	Scholarship member of football team
5	Omari Isreal	F	6-8	232	Fr.	--	--	--	Will miss entire 2003-04 because of ACL surgery in Feb. '03
11	Rick Cornett	F	6-8	255	So.	3.1	3.0	10 pts./5 rebs. vs. DU	Returned to lineup after missing three games with foot injury
41	Dennis Latimore#	F	6-8	253	Jr.	--	--	--	Transferred to Notre Dame from Arizona
43	Russell Carter	G	6-4	210	Fr.	0.7	0.5	6 games played	Averaging 3.0 minutes per game
50	Tom Timmermans	C	6-11	270	Sr.	2.5	2.5	2003-04 captain	Season-high 7 points at Villanova
55	Greg Bosl	G	6-1	193	Jr.	0.0	0.0	3 games played	First-year walk-on

#-not eligible to play until 2004-05

battle on the glass in each of its two BIG EAST contests. The Irish outrebounded West Virginia 43-26 last Wednesday before edging Villanova 39-38 on Saturday. Notre Dame has outrebounded its opponents six times this season, including in three of the last four games.

• Notre Dame's defense is allowing 67.2 points per game. The 78 points allowed against Villanova on Saturday were the most surrendered by the Irish this season. Notre Dame has held eight of 11 opponents to fewer than 70 points. The 52 points given up by the Irish against West Virginia were the fewest allowed this season.

• In Notre Dame's consecutive losses to Marquette, Central Michigan and Indiana, the Irish shot a combined 58-165 (.325) from the field and 19-70 (.271) from three-point range. Since those three losses, Notre Dame has shot better than 50.0 percent in three of six games and is 160-332 (.482) from the field and 52-136 (.382) from three-point range.

• Notre Dame has held four opponents to under 40.0 percent shooting this season. After allowing American (on Dec. 21) to shoot 63.0 percent from the field, Notre Dame has held two of its last four opponents to under 40.0 percent. Quinnipiac connected on just 34.4 percent of its shots, while West Virginia made good on only 36.8 percent of its attempts. Northern Illinois converted just 33.3 percent from the field in the season opener and Mount St. Mary's shot just 38.2 percent in the second game of the '03-'04 campaign.

• Mike Brey earned his 70th win along the Irish sidelines against American on December 21. He owns a 74-34 (.685) overall record as the Irish head coach in three-plus seasons. Brey coached in his 100th game on Dec. 1 and in his 250th career game against Mount St. Mary's on Nov. 29.

• Notre Dame has a 20-6 record when playing on January 12.

• Notre Dame is 16-8 during the month of January under Brey.

• Notre Dame is 22-4 in its last 26 games at the Joyce Center. Before losses to Connecticut and Syracuse in the final two contests of the 2002-03 season, the Irish owned a 16-game homecourt win streak. Since that time, the Irish are 6-4 in their last 10 home games.

Today's Game:

• Today's contest is the 47th meeting between the two schools with Notre Dame holding a 25-21 advantage in the series. Pittsburgh holds a 13-10 edge at home.

• This will be the first of two games this season between the teams, with the squads hooking up again Feb. 7 in the Joyce Center. The Irish and Panthers will meet twice in the regular season for the seventh time in nine years since Notre Dame joined the BIG EAST. In 1996-97 and 1998-99, they played just once. The latter season is the only campaign since 1995-96 that Notre Dame has not played at Pittsburgh.

• Since joining the BIG EAST in 1995-96, Notre Dame has won nine of 15 games with Pittsburgh, but the Panthers have won four of seven at home. The Irish are 5-2 against Pittsburgh in the Mike Brey era.

• In 2002-03, the teams split two meetings, with each winning on its home court. On Jan. 6, the #6 Panthers exploded in the second half for a 72-55 win in the Petersen Events Center. Pittsburgh shot 60 percent in scoring 42 second-half points after the game was tied 30-30 at the break. Ontario Lett led the Panthers with 20 points on 8-of-9 shooting and eight rebounds, while Chevon Troutman had 12 points on six of eight from the field to go along with 12 rebounds. Matt Carroll had 31 points for the Irish, but it could not overcome #5 Notre Dame's 7-of-31 (23%) second-half shooting.

• Torin Francis took a pass from Chris Thomas and layed it in with 0.6 seconds remaining to give #10 Notre Dame a 66-64 win over #4 Pittsburgh in the most-recent contest between the teams, Feb. 9, 2003 in the Joyce Center. Thomas led Notre Dame with 24 points and eight assists, while Francis took just three shots in the game, finishing with eight points. The Irish shot 59% in the second half to rally from a 41-33 halftime deficit. The Panthers got 19 points from Julius Page, while Chevon Troutman had 16 points on 6-for-6 shooting to go with a game-high eight rebounds.

• Pittsburgh is one of nine Division I teams still undefeated this season. The Panthers, the BIG EAST's only unbeaten, are 16-0, having a 2-0 mark in league play. It took double overtime for Pittsburgh to beat Miami 84-80 on the road Saturday. The Panthers' other BIG EAST win was a 78-59 victory over Virginia Tech at home. Other than the Hurricanes, only Alabama (71-62), Georgetown (Ky.) College (79-74), and Florida State (63-56) have played Pittsburgh to within 10 points.

Irish Player Tidbits:

• **Chris Thomas** leads the Irish in scoring (18.9) and assists (5.6). He has registered 20 or more points in five of the last eight games, including a season-high 28 vs. American on Dec. 21. Thomas was key down the

Series Record vs. Pittsburgh Notre Dame leads 25-21

Home: 14-7, Away: 10-13, Neutral 1-1

Date	Site	Result	Score
2-19-27	Notre Dame, IN	W	33-17
2-18-28	Pittsburgh, PA	L	22-24
2-9-29	Pittsburgh, PA	W	33-23
1-18-30	Pittsburgh, PA	L	13-33
2-8-30	Notre Dame, IN	L	16-25
1-24-31	Notre Dame, IN - ot	L	20-28
2-7-31	Pittsburgh, PA - ot	L	32-35
1-23-32	Notre Dame, IN	W	25-12
2-6-32	Pittsburgh, PA	W	26-19
1-21-33	Pittsburgh, PA	L	35-39
2-11-33	Notre Dame, IN	W	38-31
1-20-34	Pittsburgh, PA	L	34-39
2-17-34	Notre Dame, IN	L	17-21
1-19-35	Pittsburgh, PA	L	22-26
2-16-35	Notre Dame, IN	L	25-27
1-10-36	Pittsburgh, PA	W	43-35
2-22-36	Notre Dame, IN	W	43-27
1-13-37	Pittsburgh, PA	L	31-34
2-20-37	Notre Dame, IN	W	29-18
1-19-38	Pittsburgh, PA	W	51-41
2-5-38	Notre Dame, IN	W	51-17
1-28-52	Pittsburgh, PA	L	55-62
2-18-52	Notre Dame, IN	L	60-62
3-16-57	Lexington, KY*	W	86-85
1-17-73	Notre Dame, IN - ot	W	85-76
1-13-75	Pittsburgh, PA - ot	L	77-84
1-12-76	Pittsburgh, PA	W	77-76
1-26-77	Notre Dame, IN	W	86-68
2-16-83	Pittsburgh, PA	W	60-54
2-15-84	Notre Dame, IN	L	59-67
3-23-84	Pittsburgh, PA#	W	72-64
1-13-96	Pittsburgh, PA	L	65-75
2-13-96	Notre Dame, IN	W	77-69
1-29-97	Pittsburgh, PA	L	64-88
12-6-97	Pittsburgh, PA	W	73-69
1-6-98	Notre Dame, IN	L	61-72
1-5-99	Notre Dame, IN	W	87-64
1-22-00	Notre Dame, IN	W	81-66
2-6-00	Pittsburgh, PA	L	66-72
1-16-01	Notre Dame, IN	W	74-58
2-3-01	Pittsburgh, PA	W	75-67
3-8-01	New York, NY&	L	54-66
1-12-02	Pittsburgh, PA	W	56-53
1-30-02	Notre Dame, IN	W	89-76
1-6-03	Pittsburgh, PA	L	55-72
2-9-03	Notre Dame, IN	W	66-64

*-NCAA Tournament (third round)

#-Postseason NIT

&-BIG EAST TOURNAMENT

Scoring	Total	Average
Notre Dame	2399	52.2
Pittsburgh	2300	50.0

Current Win Streak: Notre Dame, 1 game

Brey vs. Pittsburgh: 5-2

ND Biggest Win: 34 (51-17 on 2-5-38)

Pittsburgh Biggest Win: 24 (88-64 on 1-29-97)

ND Biggest Win Streak: 3 (twice)

Pittsburgh Biggest Win Streak: 4 (twice)

Head Coach Mike Brey

Mike Brey is in his fourth year as the Notre Dame head coach and ninth in the collegiate ranks. He was named the 17th head coach in the program's history on July 14, 2000, following five seasons (1995-2000) as head coach at the University of Delaware, where he led the Blue Hens to an overall record of 99-52. Each of his last six teams (at Notre Dame and Delaware) have won 20-plus games. In eight seasons as a head coach, he owns a 173-86 record for a .668 winning percentage.

Brey has a 74-34 ledger at Notre Dame for a .685 winning percentage and coached in his 100th game with the Irish on Dec. 1, 2003 versus Marquette. He is the only coach in school history to lead his team to three 20-win seasons and three NCAA tournament appearances in his first three seasons. Brey earned his 50th victory at Notre Dame with the win over Texas in the championship game of the BB&T Classic on Dec. 8, 2002.

In 2001-02, Brey led his team to a 22-11 record and 10-6 mark in BIG EAST play. He guided the 2000-01 Irish to the BIG EAST West Division crown with an 11-5 record, finishing with a 20-10 overall record. Six of his eight teams have advanced to post-season competition (five NCAA and one NIT appearance).

Since his arrival, he has led Notre Dame to a 33-17 mark in BIG EAST play during the regular season for a .660 winning percentage and a 34-20 overall (including regular season and championship contests).

Brey Briefs

- 16-year veteran of the collegiate ranks
 - 3 seasons head coach at Notre Dame (2000-present)
 - 5 seasons head coach at Delaware (1995-2000)
 - 8 seasons assistant coach at Duke (1987-95)
- In his first season at Notre Dame, he led the Irish to the 2000-01 BIG EAST West Division championship (the first regular-season title in school history).
- In 2002-03, he guided Notre Dame to its first NCAA Sweet 16 appearance since 1987.
- Among the highlights in 2002-03 under Brey...
 - A school-record five wins over top-10 opponents (the most of any Division I school)
 - Defeated three consecutive top-10 teams - Marquette, Maryland and Texas - for the first time in school history
 - Won the prestigious BB&T Classic in Washington, D.C. in December with victories over '02 national champion Maryland and '03 Final Four participant Texas
- Recipient of 2003 Coaches vs. Cancer Champion Award in recognition of his fund-raising efforts for the Coaches vs. Cancer Program. He and his wife Tish have helped raise more than \$350,000 at both Notre Dame and Delaware for the fight against cancer. Also a member of the CVC National Board.
- Received the Distinguished Alumnus Award from DeMatha High School in October of 2003.

stretch for the Irish in that game, as he tallied 11 points in the final 3:18. He was held to a season-low seven points against Quinnipiac which snapped his streak of 27 consecutive games in double figures. He has reached double digits in 65 of 78 career contests. Prior to the game against the Bobcats, the last time Thomas failed to score 10 points was at Pittsburgh (Jan. 6, 2003) when he netted just five points. He had a season-high 11 assists against Quinnipiac, marking the first time in 2003-04 (and 15th time in his career) with 10 or more assists in a game. Thomas had four assists vs. Villanova, bringing his career total to 550, which passed Tim Singleton (1987-91) for second in the Irish recordbook. David Rivers (1984-88) holds the school record with 586 assists. Thomas ranks among the BIG EAST leaders in six categories: free throw percentage (3rd, 87.1%), assists (4th, 5.6), scoring (5th, 18.9), three-point field goals (9th, 2.18 per game), assist-to-turnover ratio (11th, 2.00), and three-point field goal percentage (11th, 28.9%).

• **Chris Quinn** started the first five games of the season, but has come off the bench in each of the contests in Notre Dame's six-game winning streak. He has averaged 16.2 points over that stretch and is shooting 59.9% (33-58) from the field and 51.4% (19-37) from three-point range in Notre Dame's last six games. He has registered double figures in nine of 11 games. Quinn posted back-to-back career outings against American and Quinnipiac, scoring 19 and 25 points, respectively. In addition, he netted 17 points versus Morehead State. He is averaging career bests of 13.8 points and 2.8 rebounds, in addition to 3.2 assists. In just his fourth collegiate start, he played all 40 minutes in Notre Dame's loss to Central Michigan. He has turned the ball over just nine times this season in 371 minutes, averaging 41.2 minutes between giveaways. He had a streak of 159:00 minutes on the floor without a turnover snapped in the first half against Villanova on Saturday. The stretch extended back to the Dec. 14 contest with DePaul. Quinn is among the top five in the BIG EAST leaders in three categories. He leads the league in assist-to-turnover (3.89) and is fourth in three-point field goal percentage (42.2%) and fifth in three-point field goals (2.45 per game).

• **Torin Francis** has posted double doubles in five games this season. In 44 career outings (all starts), he has 15 double doubles. Francis is Notre Dame's second-leading scorer (16.0 ppg.) and leading rebounder (9.7). In addition, he shares the team lead with 2.27 blocked shots per game. He has scored 20-plus points in three contests, netting 24 in the season opener against Northern Illinois, 23 in the Dec. 1 loss at Marquette and 21 against Morehead State. He also had 19 rebounds in the season opener, a total that still stands as the top performance by a BIG EAST player this season. Dating back to 2002-03, he has had eight double doubles in the last 17 games. Francis also has scored 20 or more points on seven occasions and has registered 10 or more rebounds 17 times. He has scored in double figures in 30 instances, including every game in 2003-04. He is shooting 62.1 percent from the field (36-58) in the last six games. Francis is among the BIG EAST leaders in six categories: rebounding (2nd, 9.7), defensive rebounds (2nd, 6.5), offensive rebounds (4th, 3.3), field goal percentage (5th, 55.9%), blocked shots (7th, 2.27), and scoring (18th, 16.0).

• **Torrian Jones** has started all 10 games he has played. He missed the Central Michigan affair with a hip flexor and did not dress. He is averaging 9.0 points and 5.9 rebounds. After not having a double double in his first 100 career games, he has had double doubles in each of the last two contests. He had 17 points (tying a career high) and a career-best 14 rebounds last Wednesday vs. West Virginia and followed that up with 10 points and 11 rebounds against Villanova on Saturday. Jones played a career-high 38 minutes in the WVU game, hitting seven of his eight shots. He has scored in double figures in five of the 10 games he has played and 10 times during his career. His double-digit scoring efforts in both the Mount St. Mary's and Marquette games marked the first time in his career that he scored 10 or more in consecutive outings. In addition to his 12 points against the Mount St. Mary's, he had seven rebounds and a career-high six assists.

• **Jordan Cornette** has started 10 of the 11 Irish games this season. He started the first five Irish contests before coming off the bench in the sixth game of the season against DePaul. That outing proved to be his best in an Irish uniform as Cornette finished with 17 points against the Blue Demons, marking the second time in his career that he has reached double figures. He was awarded the Wendell Smith Award as the game's MVP. Cornette shot 6 of 10 from the field and was 5 for 7 from three-point range. In addition, he grabbed seven rebounds and blocked three shots in 34 minutes. He has 117 career blocks in an Irish uniform. His season-high 10 rebounds against Marquette marked the fifth time in his career with 10 or more rebounds. Cornette ranks seventh in the BIG EAST Conference with 2.27 blocks per game, which is tied for tops on the Irish.

• **Tom Timmermans** has played in each of Notre Dame's last four games after missing the previous four outings (Central Michigan, Indiana, DePaul and American) with a back injury. He also missed the Mount St. Mary's contest. He has played in six games overall, averaging 11.3 minutes. In Timmermans' return, against Quinnipiac, he finished with three points and five rebounds, and then had two points and four rebounds vs. Morehead State. He recorded season highs with seven points and 19 minutes vs. Villanova. He is averaging 2.5 points and 2.5 rebounds.

• **Rick Cornett** returned to action vs. West Virginia after missing three games (American, Quinnipiac and Morehead State) due to suffering a sprained foot in practice on December 18. In his first career, he played a career-high 16 minutes against DePaul, finishing with 10 points (on 4-of-6 shooting from the field) and five rebounds. He had two points and a rebound in three minutes vs. WVU in his first game back. He is averaging 3.1 points and 3.0 rebounds in 8.4 minutes.

• **Colin Falls** has started each of the last six games and is averaging 21.6 minutes while netting 6.7 points and grabbing 2.1 rebounds. He has hit 19 of his last 42 three-point field goals (45.2%), a stretch extending back eight games. Of his 24 field goals this season, 19 have been from beyond the three-point arc. He earned

Notre Dame's Name Game

A quick glance at the Notre Dame roster can be confusing with two players whose first name is Chris. Then there are two players whose last names sound the same, but are spelled differently, and two players whose first names are nearly identical.

The Irish backcourt features a pair of players named Chris — junior Chris Thomas and sophomore Chris Quinn and wear jersey numbers 1 and 2, respectively.

Then there's the frontline duo of junior Jordan Cornette and sophomore Rick Cornett. Jordan wears No. 12, while Rick's jersey number is 11.

Very little separates the first names of senior Torrian (pronounced tour-REE-in) and sophomore Torin (tur-in) Francis.

IRISH ONE OF BIG EAST'S BEST DURING LAST THREE SEASONS

Since Brey's arrival, Notre Dame owns one of the BIG EAST's best regular-season records.

Record

Pittsburgh	35-15 (.700)
Syracuse	34-16 (.680)
NOTRE DAME	33-17 (.660)
Connecticut	32-17 (.653)
Boston College	32-18 (.640)
Providence	25-24 (.510)
Georgetown	26-25 (.510)
St. John's	24-26 (.480)
Villanova	23-26 (.469)
Miami	22-27 (.449)
Seton Hall	21-28 (.429)
Rutgers	16-35 (.314)
West Virginia	15-35 (.300)
Virginia Tech	10-38 (.203)

his first career start against Central Michigan and played 33 minutes while netting 11 points. He made his second start of the season against the Blue Demons and finished with a season-high 12 points. Falls has averaged 8.6 points (69 points) in Notre Dame's last eight outings. He scored a combined five points in Notre Dame's first three games.

Russell Carter saw action for the first time in coming off the bench against Mount St. Mary's and recorded the first collegiate points of his career when he hit a three-pointer at the buzzer at the end of the first half. He has seen action in six games this season.

Series Record Vs. Pittsburgh:

Today's contest is the 47th meeting between the two schools with Notre Dame holding a 25-21 advantage in the series. Pittsburgh holds a 13-10 edge at home. Since joining the BIG EAST in 1995-96, Notre Dame has won nine of 15 games with Pittsburgh, but the Panthers have won four of seven at home. The Irish are 5-2 vs. Pittsburgh during the Mike Brey era. This will be the first of two games this season between the teams, with the squads hooking up again Feb. 7 in the

2003-04 BIG EAST COACHES' PRESEASON POLL

	Pts.
1. Connecticut (13)	169
2. Syracuse (1)	153
3. NOTRE DAME	135
4. Pittsburgh	125
5. Providence	123
6. Seton Hall	112
7. Villanova	104
8. Boston College	73
9. West Virginia	70
10. St. John's	66
11. Miami	47
12. Georgetown	39
13. Rutgers	35
14. Virginia Tech	23

BIG EAST Preseason Player of the Year:

Emeka Okafor — Connecticut

BIG EAST Preseason Rookie of the Year:

Charles Villanueva — Connecticut

Preseason All-BIG EAST First Team:

Chris Thomas* — Notre Dame

Emeka Okafor* — Connecticut

Ben Gordon — Connecticut

Darius Rice — Miami

Ryan Gomes — Providence

Hakim Warrick — Syracuse

Preseason All-BIG EAST Second Team:

Craig Smith — Boston College

Julius Page — Pittsburgh

Andre Barrett — Seton Hall

Gerry McNamara — Syracuse

Bryant Matthews — Virginia Tech

*denotes unanimous selection

Joyce Center.

In 2002-03, the teams split their meetings, with each winning on its home court. On Jan. 6, Pittsburgh exploded in the second half for a 72-55 win in the Petersen Events Center. Pittsburgh shot 60 percent in scoring 42 second-half points after the game was tied 30-30 at the break. Ontario Lett led the Panthers with 20 points on 8-of-9 shooting and eight rebounds, while Chevon Troutman had 12 points on 6-of-8 from the field to go along with 12 rebounds. Matt Carroll had 31 points for the Irish, but it could not overcome Notre Dame's 7-of-31 (23%) second-half shooting.

Torin Francis took a pass from Chris Thomas and laced it in with 0.6 seconds remaining to give #10 Notre Dame a 66-64 win over #4 Pittsburgh in the most-recent contest between the teams, Feb. 9, 2003 in the Joyce Center. Thomas led Notre Dame with 24 points and eight assists, while Francis took just three shots in the game, finishing with eight points. The Irish shot 59% in the second half to rally from a 41-33 halftime deficit. The Panthers got 19 points from Julius Page, while Chevon Troutman had 16 points on 6-for-6 shooting to go with a game-high eight rebounds.

Streak Busters:

Notre Dame stopped a couple of notable streaks over the past week. On Wednesday, West Virginia's Drew Schifino managed just nine points vs. the Irish, snapping his school-record string of 48 consecutive contests with 10 or more points. It was the longest active streak of that nature in NCAA Division I at the time. On Saturday, Notre Dame posted an 82-78 victory over Villanova, registering a win against the Wildcats for the first time since 1984. Villanova had previously beaten the Irish eight consecutive times since Notre Dame became a BIG EAST member in 1995-96. The teams did not play between 1984 and '96.

Fast BIG EAST Start:

Notre Dame's victories over West Virginia on Wednesday and Villanova on Saturday have placed them in a tie atop the BIG EAST standings with a 2-0 record. It is just the second time the Irish have opened with a pair of wins in league play since joining the conference in 1995-96. In 1999-2000, Notre Dame beat #2 Connecticut and Boston College to start conference action. The Irish have never started 3-0, as that squad lost to #7 Syracuse in its third BIG EAST game.

Hot Shots:

Sophomores Torin Francis and Chris Quinn have enjoyed torrid shooting during Notre Dame's six-game winning streak. Francis is shooting 62.1 percent in the last five games, converting 36-58 from the field. Quinn has been equally impressive from the floor, hitting 56.9 percent of his shots from the field (33-58) and 51.4 percent (19-37) of his three-point attempts. Overall, Francis is shooting 55.9 percent from the field (57-102), while Quinn has nailed 48.1 percent of his shots (50-104). He also leads the team in three-point field goals made (27) and three-point field goal percentage (.422).

	Torin Francis	Chris Quinn
DePaul	4-8 (.500)	5-8 (.625) 1-3 (.333)
American	4-6 (.667)	6-9 (.667) 5-7 (.714)
Quinnipiac	8-12 (.667)	8-11 (.727) 6-8 (.750)
Morehead State	8-11 (.727)	6-9 (.667) 3-5 (.600)
West Virginia	7-11 (.636)	4-10 (.400) 3-8 (.375)
Villanova	5-10 (.500)	4-11 (.364) 1-6 (.167)
Totals	36-58 (.621)	33-58 (.569) 19-37 (.514)

In Good Hands:

Chris Quinn owns an impressive 3.89 assist-to-turnover ratio. He has played 371 minutes, dished off 35 assists and turned the ball over just nine times, which translates into one turnover every 42.1 minutes. He had a string of 159:00 on the floor without a turnover snapped in the first half vs. Villanova on Saturday. His previous turnover came in the first half of the DePaul game on Dec. 14.

Taking Care Of The Basketball:

A key to Notre Dame's success this season has been not excessively turning the ball over. The Irish have

Irish All-Time vs. 2003-04 Opponents

Team	Record
American	3-0
Boston College	10-9
Central Michigan	2-1
Connecticut	3-8
DePaul	50-41
Georgetown	8-8
Indiana	19-47
Kentucky	17-40
Marquette	75-30
Miami (Fla.)	7-7
Morehead State	1-0
Mt. St. Mary's	1-0
Northern Illinois	2-1
Pittsburgh	25-21
Providence	7-8
Quinnipiac	1-0
Rutgers	10-9
Seton Hall	9-7
St. John's	15-13
Syracuse	14-17
UCLA	18-26
Villanova	11-13
Virginia Tech	2-1
West Virginia	20-7
Total	329-314 (.512)

Inside the Irish Numbers

By Day

On Sundays:	3-0
On Mondays:	1-2
On Tuesdays:	1-0
On Wednesdays:	1-0
On Thursdays:	0-0
On Fridays:	0-0
On Saturdays:	2-1

By Time

Night Games:	4-3
Day Games:	4-0

By Location

Home Games:	6-2
Road Games:	2-1
Neutral Games:	0-0

By Halftime Score

Lead at halftime:	7-0
Trail at halftime:	1-2
Tied at halftime:	0-1

By Rebound Margin

Outrebounding opponents:	4-2
Outrebounded by opponents:	4-1
Same number of rebounds	0-0

By Field Goal Shooting

Shoot better from field:	7-0
Shoot worse from field:	1-3
Shoot same from field:	0-0
Shoot 50% or better:	4-0
Shoot less than 50%:	3-3
Keep opponents under 50%:	3-3
Keep opponents under 40%:	4-0

By Free Throw Margin

Hit more free throws:	6-3
Hit fewer free throws:	1-0
Same number of free throws:	1-0

By Turnovers

Commit fewer turnovers:	6-1
Commit more turnovers:	2-2
Commit same number of turnovers:	0-0

By Margin

One-point games:	0-1
Two-point games:	0-0
Three-point games:	0-1
Four-point games:	2-0
5-10 point games:	1-0
11-20 point games:	5-1
21-30 point games:	0-0
31+point games:	0-0

By Conference

BIG EAST	2-0
Big Ten	0-1
Conference-USA	1-1
Mid-American	1-1
Northeast	2-0
Ohio Valley	1-0
Pacific-10	0-0
Patriot League	1-0
Southeastern	0-0

By Month

In November	2-0
In December	4-3
In January	2-0
In February	0-0
In March	0-0

committed 10 turnovers or fewer on five occasions this season. In the season opener against Northern Illinois, the Irish had just eight turnovers, and in the win over DePaul, they turned the ball over just 10 times. Notre Dame had a season-low seven turnovers in the win over American and committed just eight turnovers against Morehead State and 10 vs. Villanova. The Irish have had more assists than turnovers in six consecutive games and seven times overall in 2003-04. The Irish are averaging 11.9 turnovers and 14.9 assists per game this season.

Threes Finally Falling For Falls:

Freshman Colin Falls seems to have found his three-point range. After missing his first seven three-point attempts, he has come back to make 19 of his last 42 attempts (45.2 percent). Nineteen of the 24 field goals he has made have come from three-point range. Falls is shooting 40.0 percent overall from the field and 39.6 percent from three-point range. He has been in the starting lineup in seven games — vs. Central Michigan and in each of the last six — and is averaging 21.6 minutes per game. Falls hit his first career three-pointer in his first career start in the loss to the Chippewas. Heading into the contest, he was 0-6 from beyond the arc. Falls missed his first three-point attempt against Central Michigan, but nailed his first career three-pointer on his second attempt at the 14:02 mark of the contest.

Double The Pleasure:

Torin Francis' 21 points and 10 rebounds against Morehead State marked the 15th double double of this career and his fifth of the season. He also had double doubles against Northern Illinois (24 points, 19 rebounds), Central Michigan (10 points, 12 rebounds), Indiana (13 points, 13 rebounds) and Quinnipiac (19 points, 11 rebounds). Francis' scoring (24 points) and rebounding (19 rebounds) totals in the Northern Illinois game were the second-highest of his career and the rebounding sum remains tops among all BIG EAST players this season. Dating back to the Syracuse game (March 4, 2003), Francis has registered eight double doubles in the last 17 games and in seven of his last 13 outings. He has scored in double figures 30 times during his career and grabbed 10 or more rebounds on 17 occasions.

Irish Defense Shuts Down Mountaineers:

Notre Dame held West Virginia to a season-low 52 points in its 11-point victory on Wednesday. The 52 points matched the second-fewest ever allowed by the Irish in a BIG EAST game. Notre Dame also gave up 52 points in a 69-52 win over Syracuse at the Joyce Center on January 2, 1997. The fewest points surrendered by the Irish in a league game was 51 in a 60-51 victory over Seton Hall in the Joyce Center on January 26, 2002.

Cornette's Century Mark:

Jordan Cornette blocked his 100th career shot against Marquette and has 117 to his credit for a 1.54 career average in that category. He is one of just four players in Notre Dame history who has blocked 100 or more shots during his career. LaPhonso Ellis (1988-92) holds the school mark with 200, followed by Ryan Humphrey's (2000-02) 166 and Troy Murphy's (1998-01) 126.

Mr. Jones:

Torrian Jones had his best game in an Irish uniform in Wednesday night's win over West Virginia as he recorded his first career double double, netting 17 points and grabbing 14 rebounds. The 17 points equalled his career best, while the 14 boards established a new personal best. It marked the fourth time this season he has scored in double figures and just the second time in his career he has grabbed 10-plus rebounds in a game. He followed up that performance with another double double, with 10 points and 11 rebounds vs. Villanova. Jones has scored in double figures 10 times in his career, and has played more games than any other player on the roster.

Jones Factor This Season:

At the start of this season, senior Torrian Jones had averaged 3.4 points and 2.1 rebounds in 14.2 minutes per game in his first three seasons. In 11 games in 2003-04, he is averaging 9.0 points and 5.9 rebounds, while averaging 31.0 minutes per game. His back-to-back double-figure scoring efforts against Mount St. Mary's (12 points) and Marquette (14 points) marked the first time in his career that he accomplished that feat. Jones then recorded his first two career double doubles in consecutive games vs. West Virginia (17 points, 14 rebounds) and Villanova (10 points, 11 rebounds). Prior to the start of the season, he had scored in double figures on just five occasions.

Irish In The Scoring Groove:

Notre Dame has scored 74 points or more seven times in 11 games this season, topping the 80-point barrier three times. The Irish are averaging 73.5 points per contest. Notre Dame's 84 points vs. Morehead State on Dec. 28 are the most in a game this season, though the Irish put up 82 against both DePaul (82-69, Dec. 14) and Villanova (82-78, Jan. 10). In its three losses, Notre Dame managed just 63.0 points per game. In Mike Brey's first three seasons, Notre Dame averaged 78.1 ppg. (2000-01), 78.8 ppg (2001-02) and 79.2 ppg. (2002-03).

Team Defense:

Notre Dame is yielding just 67.2 points per game and has held eight of its 11 opponents to fewer than 70 points. Marquette, American, and Villanova have been the only teams to hit the 70-point plateau against the Irish this season. In Mike Brey's first three seasons, Notre Dame allowed 69.5 ppg. in 2000-01, 68.3 ppg. in 2001-02 and 71.3 ppg. in 2002-03.

Thomas Reaches Assist Milestone:

Chris Thomas surpassed 500 career assists on Dec. 1 against Marquette. In 78 career contests, he has 557 for a 7.1 career average. He is one of just three players who has scored more than 1,000 points and dished off more than 500 assists in their career. Thomas has 1,361 career points. The other two players who have scored 1,000 career points and dished off 500 assists are David Rivers (1984-88 - 2,058 points, 586 assists) and Elmer Bennett (1988-92 - 1,488 points, 516 assists). Thomas stands second all-time in career assists and needs just 37 to break Rivers' career assist mark.

In The Spirit Of Giving:

Chris Thomas' unselfish play is one of the reasons why the Irish have been successful while he has been in the Notre Dame backcourt. In the 78 games he has directed Mike Brey's teams, Thomas has helped the Irish compile a 54-24 record for a .692 winning percentage. As a freshman, he averaged 7.64 assists to rank fifth nationally. Thomas then dished off 6.9 assists (eighth in the nation) as a sophomore. He is the only player in Notre Dame history to record 200-plus assists in consecutive seasons. He has distributed 10-plus assists in 15 games during his career.

Block Party:

Notre Dame's 189 blocked shots in 2002-03 set a new single-season team record with a per game average of 5.59. The former mark of 178 was set during the 2000-01 season in which Notre Dame averaged 5.93 blocks. The Irish finished the 2001-02 campaign with 163 blocks for an average of 4.94 per game. Notre Dame's block totals each of the last three seasons rank as the top three all-time. Notre Dame already has 63 blocks in 2003-04 for an average of 5.73 per game.

Where Charity Begins:

The Irish used free throw shooting as a weapon last season, averaging nearly 17 free throws made per game. Notre Dame outscored its opponents 575-389 and attempted 190 more free throws (756-566). The Irish converted 76.1 percent of those attempts, while their opponents hit on 68.7 percent. Notre Dame is averaging 17.3 made free throws per game this season and have attempted an average of 22.7 per game. Irish opponents are averaging just 9.6 made free throws per game and 13.5 attempted.

Home Stripe Advantage:

Notre Dame was particularly successful from the free-throw line in home games last season as the Irish were 286-373 (.767), compared to 177-257 (.689) for their opponents. In the last 11 home games of '02-'03, Notre Dame finished 224-279 (.803) from the line as the Irish made an average of 20.4 free throws on 25.4 attempts and averaged just 5.0 misses per game. Notre Dame shot a season-best 95.7 percent from the line against Rutgers (Jan. 14, 2003) as the Irish converted 22 of their 23 attempts. At home this season, Notre Dame has outscored its opponents 143-71 from the line and has attempted 92 more free throws (182-90). Overall, the Irish have converted on 77.2 percent of their attempts. In its two best performances of the season, Notre Dame was 19-20 (.950) from the line against Mount St. Mary's and 18-20 (.900) vs. American. In home games this season, the Irish have converted on 143-182 (.786), while opponents are 71-90 (.789).

Francis, Thomas On Wooden Watch List: Thomas Listed Among Naismith Candidates:

Chris Thomas and Torin Francis are two of 50 candidates named to the 2003-04 John R. Wooden Award Preseason All-America Team. The 50 candidates were announced in early August and selected by the Wooden Award Preseason All-America Committee.

The Irish tandem is among 11 BIG EAST players named to the team, the most of any conference. Only three other teams — Connecticut (Ben Gordon and Emeka Okafor) and Syracuse (Gerry McNamara and Hakim Warrick) — also placed two players on the list.

Thomas, an honorable mention Associated Press All-America selection and second-team all-BIG EAST honoree as a sophomore, was among the top 30 candidates last year for the Wooden Award and also was a finalist for the Naismith and USBWA/Oscar Robertson player of the year awards. Francis was a member of the BIG EAST all-rookie team.

The other BIG EAST players selected as candidates were: Andre Barrett (Seton Hall), Ryan Gomes (Providence), Julius Page (Pittsburgh), Darius Rice (Miami) and Craig Smith (Boston College).

The 10-player Wooden Award All-America Team will be announced on Tuesday, March 30, 2004, and one member from that squad will be awarded the Wooden Award Trophy, symbolic of the nation's "Most Outstanding Collegiate Basketball Player of Year." That announcement will be made on Saturday, April 10 and CBS Sports will televise the event live from The Los Angeles Athletic Club.

Thomas also is listed among the top 30 candidates for the Naismith Player of the Year.

The Irish All-Time:

The 2003-04 campaign marks the 99th season of varsity men's basketball at Notre Dame. Irish teams have posted a 1537-841 record for a .646 winning percentage.

The Captains:

For the first time in the 99-year history of the Notre Dame men's basketball program, four players will be serving as team captains. Seniors Torrian Jones and Tom Timmermans and juniors Jordan Cornette and Chris Thomas take on the leadership mantle this season.

New BIG EAST Look:

The BIG EAST Conference will play under a new league format in which every team will play each other at least once and three other schools twice during the regular season. Notre Dame is slated to play Connecticut, Pittsburgh and Syracuse twice as part of its 16-game conference slate.

The past three seasons have seen the 14-team league play under a format featuring two seven-team

2003-04 Teleconference Schedules

Mike Brey

(All teleconference s will begin at 10:00 a.m. EST)
Call: (317) 263-8800
Enter: 8458#

Thurs., Jan. 15 Syracuse/Virginia Tech
Thurs., Jan. 22 Kentucky/Miami
Mon., Jan. 26 Miami/Rutgers
Mon., Feb. 2 Boston College
Thurs., Feb. 5 Pittsburgh/Connecticut
Thurs., Feb. 12 Seton Hall/Syracuse
Thurs., Feb. 19 Connecticut/Providence
Thurs., Feb. 26 UCLA
Tues., Mar. 2 Georgetown/St. John's
Mon, Mar. 8 BIG EAST Championship

BIG EAST Coaches Teleconferences

Media wishing to participate should phone:
(913) 981-5520

Dates:

Thurs., Jan. 15 Thurs., Feb. 12
Thurs., Jan. 29 Mon., Mar. 8
Thurs., Feb. 26

The schedule of coaches is (all times Eastern):

11:00 a.m. Jay Wright, Villanova
11:08 a.m. Mike Brey, Notre Dame
11:16 a.m. Al Skinner, Boston College
11:24 a.m. Jim Calhoun, Connecticut
11:32 a.m. Mike Jarvis, St. John's
11:40 a.m. Jamie Dixon, Pittsburgh
11:48 a.m. Jim Boeheim, Syracuse
11:56 a.m. Perry Clark, Miami
12:04 p.m. John Beilein, West Virginia
12:12 a.m. Louis Orr, Seton Hall
12:20 p.m. Gary Waters, Rutgers
12:28 p.m. Tim Welsh, Providence
12:36 p.m. Craig Esherick, Georgetown
12:44 p.m. Seth Greenberg, Virginia Tech

Poll Watching

Week	AP	ESPN/USA Today
(Preseason)	21	T19
1	21	NP
2	21	20
3	23	20
4	NR	NR
5	NR	NR
6	NR	NR
7	NR	NR
8	NR	NR

Irish Double Doubles in 2003-04

Torin Francis (5) NIU (24 pts., 19 rebs.)
..... CMU (10 pts., 12 rebs.)
..... Indiana (13 pts., 14 rebs.)
..... Quinnipiac (19 pts., 11 rebs.)
..... Morehead State (21 pts., 10 rebs.)

Torrian Jones (2) W. Virginia (17 pts., 14 rebs.)
..... Villanova (10 pts., 11 rebs.)

Charting the Irish

Career Scoring

1. Austin Carr (1968-71)	2,560
2. Adrian Dantley (1973-76)	2,223
3. Pat Garrity (1994-98)	2,085
4. David Rivers (1984-88)	2,058
5. Troy Murphy (1998-01)	2,011
6. Matt Carroll (1999-2003)	1,850
20. Chris Thomas (2001-present) ...	1,361

Career Scoring Average

1. Austin Carr (1968-71)	34.6
2. Adrian Dantley (1973-76)	25.8
3. Tom Hawkins (1956-59)	23.0
4. John Shumate (1972-74)	22.6
5. Troy Murphy (1998-01)	21.4
6. Bob Arnzen (1966-69)	20.3
7. Ron Reed (1962-65)	18.9
8. Pat Garrity (1994-98)	18.8
Robert Whitmore (1966-69)	18.8
10. Larry Sheffield (1962-65)	18.7
11. Chris Thomas (2001-present)	17.4

Career Three-Point Field Goals Made

1. Matt Carroll (1999-03)	301
2. David Graves (1998-02)	259
3. Ryan Hoover (1992-96)	248
4. Chris Thomas (2001-present)	180

Career Three-Point Field Goals Attempted

1. Matt Carroll (1999-03)	769
2. Ryan Hoover (1992-96)	680
3. David Graves (1998-02)	630
4. Chris Thomas (2001-present)	486

Career Three-Point Field Goal Percentage

1. Joe Frederick (1987-90)490
2. Martin Ingelsby (1997-01)424
3. David Graves (1998-02)411
4. David Rivers (1985-88)406
5. Keith Friel (1996-98)397
6. Matt Carroll (1999-03)389
7. Jamere Jackson (1987-90)380
8. Kevin Ellery (1988-91)372
9. Carl Cozen (1991-94)370
10. Ryan Hoover (1993-96)365
11. Chris Thomas (2001-present)362

Career Rebounding Average

1. Walter Sahn (1962-65)	16.9
2. Tom Hawkins (1956-59)	16.7
3. Ron Reed (1962-65)	14.3
4. Michael Graney (1957-60)	13.3
5. Robert Whitmore (1966-69)	12.4
6. John Shumate (1972-74)	11.6
7. Bob Arnzen (1966-69)	11.5
8. LaPhonso Ellis (1988-92)	11.1
9. Collis Jones (1968-71)	10.4
10. Ryan Humphrey (2000-02)	9.9
15. Torin Francis (2002-present)	8.7

Career Assists

1. David Rivers (1984-88)	586
2. Chris Thomas (2001-present)	550
3. Tim Singleton (1987-91)	549

Career Assist Average

1. Chris Thomas (2001-present)	7.1
---	------------

divisions. Under the former system, the teams were broken down into East and West divisions. Each school played 12 divisional contests on a home-and-home basis and crossover games against teams from the other division (two at home and two on the road), but did not face three schools from the opposite division.

In addition to its home-and-home series with the Huskies, Panthers and Orangemen, Notre Dame's home conference slate this season also includes matchups against Georgetown, Miami, Providence, Seton Hall and West Virginia. The Irish are scheduled for road games at Boston College, Rutgers, St. John's, Villanova and Virginia Tech.

Twelve teams will once again advance to the BIG EAST Championship at Madison Square Garden, March 10-13, with the top four finishers during the regular season receiving first-round byes.

Looking To Make It Four In A Row:

The Irish will be bidding for their fourth straight NCAA tournament bid in 2004. That would be a first since Notre Dame made six consecutive appearances from 1985-90. The most consecutive NCAA tournament appearances made by Notre Dame teams was eight — from 1975-81.

Elite Company:

Notre Dame is one of just nine schools — also Arizona, Duke, Illinois, Kansas, Kentucky, Maryland, Missouri and Stanford — that has advanced past the first round of the NCAA tournament in each of the last three years.

The 20-Win Mark:

Notre Dame's 24 wins a year ago marked the 30th time in the program's 98-year history that an Irish team reached the 20-win mark. It marked the fourth consecutive 20-win campaign and first time since 1985-89 that Irish teams posted four consecutive seasons with 20 or more wins.

BIG EAST 10:

Notre Dame is the only BIG EAST team to win 10-plus conference games during each of the last three regular-season campaigns. The Irish finished 11-5 in 2000-01 and produced 10-6 marks in both 2001-02 and 2002-03. Notre Dame is the only BIG EAST team to have made the NCAA tournament in each of the last three seasons.

Brey Has The Formula For BIG EAST Success At Notre Dame:

Since his arrival at Notre Dame, Mike Brey has led Notre Dame to a 33-17 (.660) record in BIG EAST regular-season games and 1-3 mark in tournament play for an overall record of 34-20 (.630) against league foes. In Brey's first season, the Irish posted their first-ever winning record in BIG EAST play and won the BIG EAST West Division with an 11-5 mark. Under Brey, Notre Dame is the only BIG EAST school to win 10-plus league games in each of the last three seasons. Prior to Brey's arrival at Notre Dame, Irish teams had a 35-53 (.398) regular-season record in BIG EAST games since joining the league in 1995-96.

Home Sweet Home:

Since the inaugural season (1968-69) at the Joyce Center, Notre Dame owns a 426-126 record all-time for a .772 winning percentage. The Irish are 41-12 (.774) at the Joyce Center during Mike Brey's three seasons, and since the 1996-97 campaign, they own an 91-31 mark for a .746 winning percentage. Notre Dame was 14-2 at home in 2002-03, winning 10-plus games for the sixth time in seven years. The Irish have won 22 of their last 26 games at home, but have dropped four of the last 10 on their homecourt dating back to last season.

Jump Start:

Over the course of the last three-plus seasons, Notre Dame teams have played well in their non-conference tuneups during the months of November and December. Irish teams own an impressive 34-8 (.810) combined record. Six of the 42 games have been against ranked opponents and have included wins against Cincinnati (2000), Marquette (2002), Maryland (2002) and Texas (2002).

Brey Versus Ranked Opponents:

As a head coach at both Notre Dame and Delaware, Mike Brey has coached in 34 games against ranked opponents and owns a 12-22 record in those matchups. In three-plus seasons at Notre Dame, he has faced ranked opponents on 28 occasions and his teams are 12-16 in those contests. Last season, his team was 5-6 versus ranked teams. The Irish were 3-6 and 4-3 during the 2001-02 and 2000-01 campaigns, respectively.

Brey And The Irish In Overtime Games:

Notre Dame is 3-0 in overtime games (two on the road and one at home) under head coach Mike Brey. The Irish did not play in an overtime affair in Brey's first season. The first overtime game played by Notre Dame under Brey (during the 2001-02 campaign) was the epic four-overtime classic in 2002 against Georgetown at the MCI Center in which the Irish defeated the Hoyas 116-111. The Irish played two overtime contests in '02-'03 — at Boston College (101-96) and at home against Georgetown (93-92 in double overtime).

Tough Ticket:

Notre Dame played host to 10 sellouts at the Joyce Center during the 2002-03 season — the most since the 1985-86 campaign when 14 of the team's 17 games drew a capacity crowd. Three games last season — Pittsburgh, Virginia Tech and Syracuse — produced the largest crowds to ever witness a Notre Dame basketball game — 11,480. This season, seven games are already sold out — Indiana,

Kentucky, Syracuse, Pittsburgh, Connecticut, Seton Hall and Georgetown. Student tickets (2,800 to students, 400 to band and Notre Dame student-athletes) were sold out in 5-1/2 hours. Last season, student ticket packages were sold out in 36 hours.

Irish In November Under Brey:

Notre Dame played just two games in the month of November this season. In each of the past two campaigns, the Irish played six games during the first month of the season. Notre Dame owns a 16-1 record during the month of November under head coach Mike Brey. In 2001-02, the Irish completed November with a perfect 6-0 slate, marking the most wins ever by a Notre Dame team in the month of November. The only loss suffered by the Irish during November under Brey was an 80-75 setback vs. Creighton in the championship game of the Guardians Classic in Kansas City, Mo., last season.

Home Cookin':

Notre Dame began the 2003-04 campaign by playing eight of its first 10 games at home. That's an advantage the Irish did not enjoy two years ago (2001-02) when they were on the road for eight of their first 11 contests.

Happy Homecoming For Cornett and Falls Against Blue Demons:

The December 14th win against DePaul at Allstate Arena in Rosemont, Ill., snapped Notre Dame's three-game losing streak and provided a happy occasion for two Chicagoland natives — sophomore Rick Cornett and freshman Colin Falls. Both started the contest and were instrumental in the victory. Cornett, making his first career start, scored a personal-best 10 points (all in the first half) as he converted on 4-6 field goals. In playing a career-high 15 minutes, he also grabbed a career-high five rebounds and finished with two steals. Falls, earning his second start of the season, also notched a career best in scoring 12 points. All four of his field goals and all eight of his attempts came from beyond the three-point arc.

Cornette Earns Wendell Smith Award:

Jordan Cornette was named the recipient of the Wendell Smith Award, which is presented annually to the most valuable player of the Notre Dame-DePaul game. Cornette's selection marks the third straight year an Irish player has claimed the honor. After starting the first five games of the season, he came off the bench to net a career-best 17 points in 34 minutes. It marked only the second time in 71 career games played at the time that he had scored in double figures. The last time he scored in double figures was against Georgetown (Jan. 21, 2002), when he notched 11 points in 31 minutes of action (spanning 56 games). Against the Blue Demons, he connected on 6-10 shots from the field and converted on 5-7 from three-point range. In addition, he grabbed seven rebounds and blocked three shots.

Notre Dame All-Time In The BIG EAST:

In eight-plus seasons as a member of the BIG EAST Conference, Notre Dame owns a 68-70 record all-time in conference regular-season play for a .493 winning percentage. In their first five years, Irish teams were 35-53 (.398), but since Mike Brey took over the program, Notre Dame has compiled a 33-17 (.660) mark in regular-season play.

Over The Century Mark:

Notre Dame has scored 100-plus points five times during the Mike Brey era. The Irish went over the century mark twice last season — a 102-71 victory over DePaul (December 14, 2002) and 101-96 overtime decision against Boston College (January 25, 2003).

Sensational Six:

Jordan Cornette led six Irish players in double figures in the victory over DePaul. He tallied a team-high 17 points, while Chris Thomas netted 13 points. Torin Francis, Colin Falls and Chris Quinn each finished with 12 points, while Rick Cornett chipped in 10. It marked the first time since Jan. 27, 1990, in a 107-60 win at the Joyce Center that six Irish players had 10 or more points. In that game, Kevin Ellery tossed in 17 points to lead the Irish, while Joe Frederick added 14 points and Keith Robinson netted 12 points. In addition, Elmer Bennett and Daimon Sweet each finished with 11 points, while LaPhonso Ellis round out the double-figure scorers with 10 points.

Facing The Defending National Champions:

Notre Dame will meet defending national champion Syracuse twice during the 2003-04 season. It will mark the second straight year the Irish will play the defending NCAA champion. Notre Dame's matchup last season with Maryland on December 7, 2002 in the first round of the BB&T Classic at the MCI Center marked the 31st time and Irish team had played a team that had won the NCAA crown the previous year. With that victory, Notre Dame owns an 8-23 mark versus those teams, but has been victorious three of the last four times it has gone up against the defending NCAA champion. The 1999-2000 Irish squad beat Connecticut twice — 75-70 at the Hartford Civic Center and 68-66 at the Joyce Center — the season after the Huskies claimed the '99 NCAA title.

Keeping It Close:

In the 34 losses suffered by Irish teams in Mike Brey's three seasons, only nine have been by 10 or more points and have been by a combined 245 points for an average of 7.21 points. Notre Dame's 17-point losses at Pittsburgh and against Arizona in the NCAA Sweet 16 last season were the two worst by an Irish team under Brey. Prior to those two setbacks, the worst defeat was a 16-point decision at Connecticut during Brey's first season. Notre Dame's 11 losses during the 2001-02 season were by a combined 49 points for an average margin of defeat of 4.45 points. Only one loss (vs. Georgetown 83-73) was by double figures, while eight of those setbacks were by five points or less.

Career Blocked Shots

1. LaPhonso Ellis (1998-92)	200
2. Ryan Humphrey (2000-02)	166
3. Troy Murphy (1998-01).....	126
4. Jordan Cornette (2001-present) ..	117
5. Matt Gotsch (1993-97)	97
6. Torin Francis (2002-present)	85

Career Blocked Shot Average

1. Ryan Humphrey (2000-02)	2.8
2. LaPhonso Ellis (1988-92)	2.1
3. Torin Francis (2002-present)	1.9
4. Jordan Cornette (2001-present) ...	1.5

Career Free-Throw Percentage

1. Chris Thomas (2001-present)878
--	-------------

Career Games Started

1. Matt Carroll (1999-present)	125
2. David Rivers (1984-88)	116
3. Pat Garrity (1994-98)	111
4. David Graves (1998-02)	107
5. Ken Barlow (1982-86)	99
6. Ryan Hoover (1992-96)	94
LaPhonso Ellis (1988-92)	94
8. Troy Murphy (1998-01)	93
9. Donald Royal (1983-87)	91
10. Martin Ingelsby (1997-01)	90
Tim Kempton (1982-86)	90
17. Chris Thomas (2001-present)	78

Irish Ink Rob Kurz In Early Signing Period

Rob Kurz, a 6-8, 225-pound forward from Gwynedd, Pa., has signed a national letter of intent to play basketball at the University of Notre Dame beginning in the fall of 2004.

Kurz has starred the last two years for William Penn Charter High School in Philadelphia, Pa. As a junior in 2002-03, he averaged 18.0 points and 12.0 rebounds in leading his prep team to a 26-4 record overall and garnering first-team all-league honors. He earned first-team all-city honors after helping William Penn Charter capture the Philadelphia Inter-Academic League crown with a perfect 10-0 league mark that also included two victories in the postseason.

As a sophomore, he netted 19.0 points per game and guided his team to a 16-9 overall record. However, he was unable to compete in league play that season after transferring to William Penn Charter at the beginning of the 2001-02 school year.

Kurz attended the Nike All-America camp each of the past two summers ('02 and '03) and will serve as one of the team's co-captains during the 2003-04 campaign.

Kurz' sister, Laura, also a high school senior, will attend Duke University and play basketball for the Blue Devils.

**2003-04 BIG EAST STANDINGS
(through games of Jan. 10)**

	Overall Record	BIG EAST Record
Pittsburgh	16-0	2-0
Syracuse	11-1	2-0
NOTRE DAME	8-3	2-0
Connecticut	12-1	1-0
Seton Hall	11-2	1-0
Boston College	11-3	1-1
West Virginia	8-4	1-1
Georgetown	10-2	1-2
Rutgers	8-4	1-2
Miami	10-5	0-1
Providence	8-3	0-1
Villanova	8-5	0-1
Virginia Tech	7-5	0-1
St. John's	4-8	0-2

2003-04 BIG EAST WEEKLY AWARDS

Player of the Week:

Nov. 24	Ben Gordon (UC)
Dec. 1	Torin Francis (ND)
	Carl Krauser (UP)
Dec. 8	Bryant Matthews (VT)
	Gerald Riley (GT)
Dec. 15	Ryan Gomes (PC)
	Curtis Sumpter (VU)
Dec. 22	Ben Gordon (UC)
Dec. 29	Robert Hite (UM)
Jan. 5	Billy Edelin (SU)
	Ryan Gomes (PC)

Rookie of the Week:

Nov. 24	Jamon Gordon (VT)
Dec. 1	Jared Dudley (BC)
Dec. 8	Guillermo Diaz (UM)
	Quincy Douby (RU)
Dec. 15	Zabian Dowdell (VT)
Dec. 22	Chris Taft (UP)
Dec. 29	Chris Taft (UP)
Jan. 5	Charlie Villanueva (UC)

158 And Counting:

Heading into today's game, Notre Dame has hit at least one three-pointer in 158 straight games, a mark that dates back to the 1998-99 campaign. The last time an Irish team failed to hit a three-pointer was in a 101-70 loss to Connecticut in the Hartford Civic Center (Jan. 12, 1999) as Notre Dame finished 0-7 in the contest.

Bosl Joins Irish Roster:

Junior Greg Bosl, a 6-3, 191-pound guard out of Syosset, N.Y., has joined the Irish team as a walk-on. He played prep basketball at St. Dominic High School and averaged 10.0 points, 5.0 rebounds as a senior. During his final prep season, he captained his team to a No. 3 ranking in the New York metro area. Bosl's brother Mike played basketball for one year (1998-99) at Villanova and his sister Christine is a 1999 Notre Dame graduate. He is enrolled in the Mendoza College of Business and is majoring in finance. Bosl has seen action in three games this season: vs. Mount St. Mary's, Quinnipiac, and Morehead State.

Irish Add Carlson To Roster:

Notre Dame has added another walk-on to its roster as freshman John Carlson joined the Irish squad on Jan. 8 for the first time in practice. Carlson, a 6-6, 230-pound forward, is a scholarship member of the Notre Dame football team as a tight end. He did not see action in any games this season for the Irish. A native of Litchfield, Minn., Carlson was a four-year starter at Litchfield High School where he was a three-time all-conference selection and two-time all-state honoree. He was the starting center on his prep basketball team and led his squad to a 114-8 record during his career in winning the Minnesota Class 2A state title three times. A first-team all-state selection as a senior and four-time all-conference choice, he finished his career with 1,676 career points, 974 rebounds and 412 assists. He also played tennis at Litchfield posted a 106-22 mark at #1 doubles as a three-time all-conference honoree.

Notre Dame Wins USA Today/NCAA Academic Achievement Award in 2003:

Notre Dame compiled the nation's highest overall graduation rate for Division I-A student-athletes to take top honors in the 2003 USA Today/NCAA Academic Achievement Awards.

Ninety-two percent of the Fighting Irish student-athletes who enrolled in 1996 earned a degree from the University. The award included a \$20,000 prize and was based on federally-compiled figures submitted by the NCAA member institutions.

The NCAA bases graduation rates on the raw percentage of student-athletes who entered an institution and graduated within six years. Students who leave or transfer, regardless of academic standing, are considered non-graduates. Notre Dame's graduation rate for student-athletes who complete all four of athletic eligibility is 99 percent.

Mike Brey Radio Show:

For the second consecutive year, Mike Brey will host a 30-minute radio show live on Tuesday evenings from 7:30-8:00 p.m. at Logan's Roadhouse on Main Street in Mishawaka. The show will air from Dec. 9, 2003-March 2, 2004 (no shows on Dec. 23, Jan. 20 and Feb. 24) and will broadcast live on 92.9-FM (U93 in South Bend).

Web Site (www.und.com):

Notre Dame's official athletic department web site can be found at www.und.com, with the extensive offerings including live audio for all Irish men's basketball games (home and away), as well as real-time statistics for all Notre Dame home games.

ESPN 1000 To Carry Men's Basketball Game Broadcasts:

ESPN Radio 1000 (WMVP-AM) in Chicago will carry 17 regular-season Notre Dame men's basketball games live in 2003-04 and another seven on delayed basis, as part of a multi-year agreement that will make ESPN 1000 the home for Irish men's basketball in that market.

Notre Dame All Over The Big Screen In '03-'04:

Notre Dame will make more national television appearances — 13 — than any other BIG EAST team this season. The Irish will be appear on CBS four times, ESPN five times and ESPN2 on four occasions. It will mark the most single-season national television appearances ever by a Notre Dame basketball team. Connecticut will appear on 11 national broadcasts (excluding the Preseason NIT) during the regular season.

Irish in Barbados:

Notre Dame spent its fall break (Oct. 18-25) in Barbados and played three games. The Irish finished with a 2-1 record on its foreign tour. Notre Dame became the first-ever college team to play a game in Barbados. Coach Mike Brey and his team got a head start on the season with the first of its 10 practices (allowed by the NCAA before a tour) on Sept. 4. *ESPN Magazine* followed the Irish on their seven-day trip and it was featured in the magazine's college basketball preview issue. Notre Dame played the Milton Keynes Lions, a member of the British Basketball League, twice, and face off against the Barbados National Team in its other contest.

Notre Dame 12th in Directors' Cup:

Notre Dame stands 12th in the final set of fall sports standings in the 2003-04 Division United States Sports Academy Directors' Cup all-sports competition. Irish teams have earned a combined 199 points. Michigan currently leads the standings with 482 points. Notre Dame has reached its highest finish — 11th — on three occasions (1993-94, 1995-96 and 2000-01).

The Last Time It Happened...

Notre Dame recorded a

30-Point win.....was on 12/14/02 - ND 102, DePaul 71 (31 Points)*
40-Point win.....was on 11/18/02 - ND 89, IUPUI 45 (44 Points)*
50-Point win.....was on 2/22/86 - ND 126, Miami 73 (53 Points)
30-Point loss.....was on 1/7/99 - ND 62, Villanova 93 (31 Points)*

Notre Dame shot.....

60% on FGs.....was on 12/14/02 - 60.0% (30-50) vs. DePaul (ND 102, DePaul 71)
65% on FGs.....was on 1/30/02 - 66.7% (34-51) vs. Pittsburgh (ND 89, Pittsburgh 76)*
90% on FTs.....was on 11/29/03 - 95.0% (19-20) vs. Mount St. Mary's (ND 78, Mount St. Mary's 64)*

Notre Dame.....

Won 10 games in a row.....was from 1/16/01 thru 2/24/01 - 11 straight
Won 15 games in a row.....was from 12/31/53 thru 3/9/53 - 18 straight
Won 20 games in a row.....never
Lost 5 games in a row.....was from 1/15/94 thru 1/24/94 - 6 straight
Scored 100 points.....was on 1/15/03 (ND 101 - Boston College 94)
- Scored 100 points on the road.....was on 1/15/03 (ND 101 - Boston College 94)
- Scored 100 points at a neutral site.....was on 3/12/78 (ND 100 - Houston 77) (NCAA First Round, Tulsa, OK)
- Scored 100 points and lost.....was on 3/20/71 (ND 106 - Houston 119) (NCAA Regional Semi-finals at Wichita,KS)
Allowed 100 points.....was on 2/9/02 vs. Georgetown (ND 116 - Georgetown 111)
Scored less than 50 points.....was on 11/21/97 vs. Marquette (ND 48 - Marquette 72)
Allowed less than 50 points.....was on 11/22/02 vs. Bucknell (ND 73 - Bucknell 42)*
Played an Overtime Game.....was on 2/1/03 vs. Georgetown (ND 93 - Georgetown 92)*
- Played in a Multi-Overtime Game.....was on 2/1/03 vs. Georgetown (ND 93 - Georgetown 92 - 2OT)*
Won on a "last second" shot.....was on 2/9/03 vs. Pittsburgh (ND 66 - Pittsburgh 64 - Torin Francis layup at 00:00)*
Had 5 double figure scorers.....was on 1/10/04 vs. Villanova (ND 82 - Villanova 78) - Torin Francis 11, Colin Falls 12, Chris Thomas 26, Chris Quinn 13, Torrian Jones 11
Had 6 double figure scorers.....was on 12/14/03 vs. DePaul (ND 82 - DePaul 69) - Jordan Cornette 17, Chris Thomas 13, Colin Falls 12, Torin Francis 12, Chris Quinn 12, Rick Cornett 10
Had 7 double figure scorers.....never
Had two double-figure rebounders.....was on 11/18/02 vs. IUPUI (ND 85 - IUPUI 45)* - Dan Miller 11, Torin Francis 10
Had two players with double-doubles.....was on 12/2/02 vs. Marquette (ND 92 - Marquette 71)* - Chris Thomas (32 pts., 10 act.), Torin Francis (11 pts., 13 rebs.)
Had three players with double-doubles.....never
Had two 20-point scorers.....was on 12/28/03 vs. Morehead State (ND 84 - Morehead State 69)* - Chris Thomas - 23, Torin Francis - 21
Had three 20-point scorers.....was on 3/27/03 vs. Virginia Tech (ND 98 - Virginia Tech 76) - Matt Carroll 25, Dan Miller 22, Chris Thomas 21
Made 10 three-point field goals.....was on 12/21/03 - 12-22 (54.5%) vs. American (ND 78 - American 74)*
Committed 10 turnovers or less.....was on 1/10/04 - 10 turnovers vs. Villanova (ND 82 - Villanova 78)
Committed 25 turnovers.....was on 2/8/00 - 26 turnovers vs. Villanova (ND 69 - Villanova 86)
Forced 25 turnovers.....was on 11/16/01 - 30 turnovers vs. New Hampshire (ND 95 - New Hampshire 53)

An Irish player had.....

25+ points.....was on 1/10/04 - Chris Thomas (25) vs. Villanova (ND 82 - Villanova 78)
30+ points.....was on 1/6/03 - Matt Carroll (31) vs. Pittsburgh (ND 55 - Pittsburgh 72)
35+ points.....was on 2/1/03 - Matt Carroll (36) vs. Georgetown (ND 93 - Georgetown 92 - 2OT)*
40+ points.....was on 11/28/93 - Monty Williams (42) vs. Valparaiso (ND 96 - Valparaiso 74)*
15 or more rebounds.....was on 11/24/03 - Torin Francis (19) vs. Northern Illinois (ND 74 - Northern Illinois 65)*
20 rebounds.....was on 11/22/02 - Torin Francis (20) vs. Bucknell (ND 73, Bucknell 42)*
a "double-double".....was on 12/28/03 - Torin Francis (21 pts. 10 rebs) vs. Morehead State (ND 84 - Morehead State 69)*
a "triple-double".....was on 11/16/01 - Chris Thomas (24 pts, 11 ast, 11 steals) vs. New Hampshire (ND 99 - New Hampshire 53)*
20 points and 10 rebounds.....was on 12/28/03 - Torin Francis (21 pts, 10 rebs) vs. Morehead State (ND 84 - Morehead State 69)*
20 points and 20 rebounds.....was on 1/8/01 - Troy Murphy (25 pts, 20rebs) vs. Seton Hall (ND 76 - Seton Hall 78)
10 assists.....was on 12/23/03 - Chris Thomas (11) vs. Quinnipiac (ND 79, Quinnipiac 62)*
10 blocks.....was on 11/17/02 - Jordan Cornette (11) vs. Belmont (ND 76, Belmont 48)*
10 steals.....was on 11/16/01 - Chris Thomas (11) vs. New Hampshire (ND 99, New Hampshire 53)*

An opposing player had.....

25+ points.....was on 12/28/03 - Chez Marks (29), Morehead State (ND 84 - Morehead State 69)*
30+ points.....was on 1/25/03 - Troy Bell (31), Boston College (ND 101 - BC 96 OT)
35+ points.....was on 2/1/03 - Mike Sweetney (38), Georgetown (ND 93 - Georgetown 2OT)
40+ points.....was on 2/8/87 - Danny Manning (40), Kansas (ND 60 - Kansas 70)
15 rebounds.....was on 1/10/04 - Jason Fraser (17), Villanova (ND 82 - Villanova 78)
20 rebounds.....never
a "double-double".....was on 12/14/03 - Andre Brown (22 pts, 11 rebs), DePaul (ND 82 - DePaul 69)
a "triple-double".....never
20 points and 10 rebounds.....was on 3/4/03 - Carmelo Anthony (21 pts, 10rebs), Syracuse (ND 88, Syracuse 92)*
20 points and 20 rebounds.....never
10 assists.....was on 12/4/99 - James Strong (11), Vanderbilt (ND 85 - Vanderbilt 87)*
10 blocks.....was on 1/27/73 - Bill Walton (10), UCLA (ND 63 - UCLA 82)*
10 steals.....was on 1/29/89 - Mark Macon (11), Temple (ND 64 - Temple 60)*

* indicates Notre Dame home game



Torrian Jones

20

6-4 • 200 • Senior • Guard • Morrisville, PA/Pennsbury

- One of four captains of this year's Irish team
- After not having a double double in his first 100 career games, he has had double doubles in each of the last two contests: 17 points (career high) and 14

rebounds (career high) versus West Virginia, 10 points and 11 rebounds against Villanova


- Has earned starts in each of Notre Dame's 10 games that he has played in and 31 overall during his career
- Did not play against Central Michigan due to a hip flexor
- Has scored in double figures 10 times during his career and grabbed 10-plus boards in three career outings
- Has netted double figures in five contests this season
- Played 33 minutes in each of the first three games and 30-plus minutes in five contests overall, including a career-high 38 against West Virginia
- Scored 14 points against Marquette
- Netted 12 points, grabbed seven rebounds and dished off a career-high six assists versus Mount St. Mary's
- Tallied 10 points and grabbed seven rebounds against Quinnipiac
- Scored seven points, grabbed five rebounds, dished off two assists and made three steals in 27 minutes versus Morehead State

	Career Highs	2003-04 Season Highs
Points:	17 vs. Miami (2-23-02) vs. West Virginia (1-7-04)	17 vs. West Virginia (1-7)
Field Goals:	7 vs. West Virginia (1-7-04)	7 vs. West Virginia (1-7)
Field Goals Attempted:	9 vs. Miami (2-23-02) vs. Villanova (1-10-04)	9 vs. Villanova (1-10-04)
Field-Goal Pct:	1.000 on five occasions	.875 vs. West Virginia (1-7)
Three-Point Field Goals:	2 vs. Loyola (11-22-00)	1 on four occasions
Three Field Goals Attempted:	3 on three occasions	3 vs. Morehead State (12-28)
Three-Point Field Goal Pct.:	1.000 on three occasions	.500 on three occasions
Free Throws:	7 vs. Rutgers (3-1-03)	4 vs. Quinnipiac (12-23)
Free Throws Attempted:	8 vs. Miami (2-23-02) vs. Rutgers (3-1-03)	6 vs. Quinnipiac (12-23)
Free-Throw Percentage:	1.000 on 13 occasions	1.000 on three occasions
Rebounds:	14 vs. West Virginia (1-7-04)	14 vs. West Virginia (1-7)
Assists:	6 vs. Mount St. Mary's (11-29-03)	6 vs. Mount St. Mary's (11-29)
Blocked Shots:	4 vs. Loyola Marymount (1-2-00)	3 vs. Mount St. Mary's (11-29)
Steals:	4 vs. Furman (11-25-02)	3 vs. Morehead State (12-28)
Minutes:	38 on West Virginia (1-7-04)	38 vs. West Virginia (1-7)

Opp.	Min.	Total			Rebounds			PF	A	TO	BLK	Stl.	Pts.			
		FG-FGA	Pct.	3FG-FGA	Pct.	FT-FTA	Pct.							Off.	Def.	Total
Northern Illinois*	33	1-7	.143	0-2	.000	3-3	1.000	1	3	4	4	2	0	1	5	
Mt. St. Mary's*	33	5-6	.833	0-1	.000	2-2	1.000	1	6	7	3	6	5	3	12	
at Marquette*	33	5-8	.625	1-2	.500	3-4	.750	3	1	4	1	3	3	0	14	
Central Michigan	DNP-Inj.															
Indiana*	32	1-2	.500	1-2	.500	0-0	.000	0	1	1	3	1	3	0	1	3
at DePaul*	27	2-8	.250	0-2	.000	2-4	.500	0	4	4	3	3	2	0	1	6
American*	31	2-5	.400	0-1	.000	2-2	1.000	0	2	2	2	0	0	0	0	6
Quinnipiac*	29	3-7	.429	0-1	.000	4-6	.667	2	5	7	0	1	5	2	0	10
Morehead State*	27	3-6	.500	1-3	.333	0-1	.000	0	5	5	3	2	1	1	3	7
West Virginia*	38	7-8	.875	0-0	.000	3-3	1.000	7	7	14	0	3	3	1	0	17
at Villanova*	27	4-9	.444	1-2	.500	1-3	.333	3	8	11	3	2	2	0	2	10
at Pittsburgh																
Syracuse																
at Virginia Tech																
Kentucky																
Miami																
at Rutgers																
at Boston College																
Pittsburgh																
Connecticut																
Seton Hall																
at Syracuse																
at Connecticut																
Providence																
at UCLA																
Georgetown																
at St. John's																

Jones' Career Statistics

YEAR	G-S	MIN/AVG	3-Point			Rebounds			O	D	TOT	AVG.	AST.	STL	BLK	PF-D	PTS/AVG
			FG-FGA	PCT.	FG-FGA	PCT.	FT-FTA	PCT.									
2000-01	26-0	179/6.9	13-32	.406	2-8	.250	7-16	.438	3	14	17	0.7	15	9	5	20-0	35/1.3
BIG EAST	12-0	54/4.5	4-9	.444	1-3	.333	4-8	.500	1	1	2	0.2	1	3	1	8-0	13/1.1
2001-02	33-9	511/15.5	43-93	.462	5-29	.172	23-40	.575	14	53	67	2.0	44	21	10	51-0	114/3.5
BIG EAST	16-9	260/16.3	21-42	.500	1-12	.083	18-31	.581	5	20	25	1.6	17	11	5	32-0	61/3.8
2002-03	33-2	615/18.6	59-114	.518	5-18	.278	39-58	.672	34	74	108	3.3	42	31	17	51-0	162/4.9
BIG EAST	16-1	317/19.8	29-54	.537	3-10	.300	17-24	.708	25	37	62	3.9	19	8	10	26-0	78/4.9
2003-04	10-10	310/31.0	33-66	.500	4-16	.250	20-28	.714	17	42	59	5.9	23	9	7	22-0	90/9.0
BIG EAST	2-2	65/32.5	11-17	.647	1-2	.500	4-6	.667	10	15	25	12.5	5	2	1	3-0	27/13.5
TOTALS	102-21	1642/16.1	148-305	.485	16-69	.232	89-142	.627	68	183	251	2.5	124	70	39	144-0	401/3.9
BIG EAST	46-12	723/15.7	65-122	.533	6-27	.222	43-69	.623	41	73	114	2.5	42	27	17	69-0	169/3.7



Tom Timmermans

50

6-11 • 270 • Senior • Center • Driehuis, Netherlands/Blue Ridge School - Va.

- Serves as one of four captains for the 2003-04 men's basketball season
- Has scored in double figures four times during his career and grabbed 10-plus boards in one career outing
- Missed the Mount St. Mary's, Central Michigan, Indiana and American contests with a sore back and played only three minutes versus Marquette due to the injury
- Returned to the lineup against Quinnipiac and finished with three points and five rebounds in 12 minutes off the bench
- Scored a season-high seven points in Irish win over Villanova and also played in a season-high 19 minutes against the Wildcats
- Played 12 minutes in win over Morehead State and grabbed four boards
- Has earned starts in 11 career outings

	Career Highs	2003-04 Season Highs
Points:	9 vs. DePaul (12-14-02) vs. West Virginia (1-29-03)	7 vs Villanova (1-10)
Field Goals:	4 vs. Virginia Tech (2-22)	3 vs. Villanova (1-10)
Field Goals Attempted:	7 vs. Pittsburgh (2-9-03)	5 vs. Villanova (1-10)
Field-Goal Pct.:	1.000 on 12 occasions	.600 vs Villanova (1-10)
Three-Point Field Goals:	—	—
Three Field Goals Attempted:	2 on two occasions	—
Three-Point Field Goal Pct.:	—	—
Free Throws:	4 vs. Georgetown (2-1-03)	1 vs. Northern Illinois (11-24) vs. Villanova (1-10)
Free Throws Attempted:	8 vs. Georgetown (2-1-03)	2 on three occasions
Free-Throw Percentage:	1.000 on 12 occasions	.500 vs. Northern Illinois (11-24) vs. Quinnipiac (12-23)
Rebounds:	8 vs. West Virginia (1-29-03)	5 vs. Quinnipiac (12-23)
Assists:	3 vs. Vanderbilt (12-30-02)	1 on five occasions
Blocked Shots:	1 on seven occasions	—
Steals:	2 on three occasions	—
Minutes:	25 on three occasions	19 vs. Villanova (1-10)

Opp.	Min.	Total			Rebounds			PF	A	TO	BLK	Stl.	Pts.			
		FG-FGA	Pct.	3FG-FGA	Pct.	FT-FTA	Pct.							Off.	Def.	Total
Northern Illinois	12	1-4	.250	0-0	.000	1-2	.500	3	1	4	1	1	0	0	3	
Mt. St. Mary's	DNP-Inj.															
at Marquette	3	0-0	.000	0-0	.000	0-0	.000	0	0	0	1	0	1	0	0	
Central Michigan	DNP-Inj.															
Indiana	DNP-Inj.															
at DePaul	DNP-Inj.															
American	DNP-Inj.															
Quinnipiac	12	1-3	.333	0-0	.000	1-2	.500	2	3	5	3	1	3	0	0	3
Morehead State	12	1-3	.333	0-0	.000	0-0	.000	1	3	4	2	1	2	0	0	2
West Virginia	10	0-1	.000	0-0	.000	0-0	.000	0	0	0	1	1	1	0	0	0
at Villanova	19	3-5	.600	0-0	.000	1-2	.500	1	1	2	4	1	0	0	0	7
at Pittsburgh																
Syracuse																
at Virginia Tech																
Kentucky																
Miami																
at Rutgers																
at Boston College																
Pittsburgh																
Connecticut																
Seton Hall																
at Syracuse																
at Connecticut																
Providence																
at UCLA																
Georgetown																
at St. John's																

Timmermans' Career Statistics

YEAR	G-S	MIN/AVG	3-Point			Rebounds			PF	AST.	STL	BLK	PF-D	PTS/AVG			
			FG-FGA	PCT.	FT-FTA	PCT.	O	D							TOT	AVG.	
2000-01	15-0	36/2.4	3-14	.214	0-5	.000	7-10	.700	4	6	10	0.7	2	0	1	2-0	13/0.9
BIG EAST	7-0	10/1.4	1-5	.200	0-3	.000	0-0	.000	1	0	1	0.1	0	0	0	1-0	2/0.3
2001-02	19-0	157/8.3	15-35	.429	0-0	.000	11-19	.579	14	21	35	1.8	5	1	3	37-2	41/2.2
BIG EAST	13-0	126/9.7	10-29	.345	0-0	.000	6-14	.429	13	18	31	2.4	4	1	2	27-1	26/2.0
2002-03	30-11	378/12.6	39-79	.494	1-3	.333	21-29	.724	35	48	83	2.8	21	7	4	74-0	100/3.3
BIG EAST	16-1	197/12.3	24-48	.500	1-1	1.000	12-17	.706	21	28	49	3.1	9	1	1	36-0	61/3.8
2003-04	6-0	68/11.3	6-16	.375	0-0	.000	3-6	.500	7	8	15	2.5	5	0	0	12-0	15/2.5
BIG EAST	2-0	29/14.5	3-6	.500	0-0	.000	1-2	.500	1	1	2	1.0	2	0	0	5-0	7/3.5
TOTALS	70-11	639/9.1	63-144	.438	1-8	.125	42-64	.656	60	83	143	2.0	33	8	8	125-2	169/2.4
BIG EAST	38-1	362/9.5	38-88	.432	1-4	.250	19-33	.576	36	47	83	2.2	15	2	3	69-1	96/2.5



Jordan Cornette

12

6-9 • 236 • Junior • Center • Cincinnati, OH/St. Xavier

- Along with Torrian Jones, Tom Timmermans and Chris Thomas, serves as a team captain in 2003-04
- Currently fourth on the all-time blocked shots list (117) as well as fourth all time in blocks per game (1.54)

- Tied for team lead and seventh in BIG EAST in blocked shots this season (2.27)
- Started in 10 of Notre Dame's 11 games this season
- Netted a career-high 17 points, hitting 6-10 shooting from the field (5-7 from three-point range), and grabbed seven rebounds in 34 minutes off the bench against DePaul
- Winner of Wendell Smith Award as MVP of the Notre Dame-DePaul game
- Has scored in double figures in two career contests and recorded one career double double (13 rebounds and 11 blocked shots vs. Belmont in 2002-03)
- Had a season-high 10 rebounds vs. Marquette and blocked his 100th career shot
- Grabbed 10-plus rebounds in five career games
- Netted nine points and grabbed six rebounds against Indiana
- Scored six points and grabbed nine rebounds versus Central Michigan and played a career-high 35 minutes in the contest
- Blocked three-plus shots in seven games, including a season-high four versus Mount St. Mary's and against Villanova
- Played 20-plus minutes in 33 career contests

	Career Highs	2003-04 Season Highs
Points:	17 vs. DePaul (12-14-03)	17 vs. DePaul (12-14)
Field Goals:	6 vs. DePaul (12-14-03)	6 vs. DePaul (12-14)
Field Goals Attempted:	10 on three occasions	10 vs. Mount St. Mary's (11-29) vs. DePaul (12-14)
Field-Goal Pct:	1.000 on 11 occasions	.667 vs. Morehead State (12-28)
Three-Point Field Goals:	5 vs. DePaul (12-14-03)	5 vs. DePaul (12-14)
Three Field Goals Attempted:	7 vs. DePaul (12-14-03)	7 vs. DePaul (12-14)
Three-Point Field Goal Pct.:	1.000 on four occasions	1.000 vs. Indiana (12-10) vs. Morehead State (12-28)
Free Throws:	3 vs. Hawaii Pacific (11-23-01)	2 on two occasions
Free Throws Attempted:	4 on three occasions	5 vs. Indiana (12-10)
Free-Throw Percentage:	1.000 on six occasions	1.000 vs. Quinnipiac (12-23) vs. Morehead State (12-28)
Rebounds:	13 vs. Belmont (11-17-02)	10 vs. Marquette (12-1)
Assists:	3 vs. Seton Hall (1-26-02)	2 on four occasions
Blocked Shots:	11 vs. Belmont (11-17-02)	4 vs. Mount St. Mary's (11-29) vs. Villanova (12-10)
Steals:	4 vs. Belmont (11-17-02)	1 on seven occasions
Minutes:	35 vs. Central Michigan (12-6-03)	35 vs. Central Michigan (12-6)

Opp.	Min.	Total			3FG-FGA			FT-FTA			Rebounds			PF	A	TO	BLK	Stl.	Pts.
		FG-FGA	Pct.	Pct.	Pct.	Off.	Def.	Total											
Northern Illinois*	26	2-7	.286	2-6	.333	0-0	.000	0	0	0	3	0	2	3	0	6			
Mt. St. Mary's*	26	1-5	.200	1-5	.200	0-0	.000	1	2	3	1	2	2	4	0	5			
at Marquette*	30	1-6	.167	0-4	.000	0-0	.000	6	4	10	5	0	2	1	0	2			
Central Michigan*	35	2-5	.400	0-1	.000	2-4	.500	6	3	9	2	1	1	3	1	6			
Indiana*	31	3-6	.500	1-1	1.000	1-1	1.000	2	4	6	4	0	2	0	1	9			
at DePaul	34	6-10	.600	5-7	.714	0-0	.000	1	6	7	1	1	2	3	1	17			
American*	33	1-5	.200	1-2	.500	0-0	.000	2	3	5	3	2	2	0	1	3			
Quinnipiac*	32	2-4	.500	0-2	.000	2-2	1.000	0	4	4	1	2	1	3	1	6			
Morehead State*	30	2-3	.667	1-1	1.000	2-2	1.000	2	0	2	0	2	0	3	0	7			
West Virginia*	31	0-4	.000	0-3	.000	1-3	.333	1	4	5	1	1	1	1	1	1			
at Villanova*	34	1-3	.333	1-3	.333	0-0	.000	2	0	2	3	1	2	4	1	3			
at Pittsburgh																			
Syracuse																			
at Virginia Tech																			
Kentucky																			
Miami																			
at Rutgers																			
at Boston College																			
Pittsburgh																			
Connecticut																			
Seton Hall																			
at Syracuse																			
at Connecticut																			
Providence																			
at UCLA																			
Georgetown																			
at St. John's																			

Cornette's Career Statistics

YEAR	G-S	MIN/AVG	FG-FGA			3-Point			FT-FTA			Rebounds			PF-D	PTS/AVG	
			PCT.	PCT.	PCT.	PCT.	PCT.	O	D	TOT	AVG.	AST.	STL	BLK			
2001-02	31-6	443/14.3	36-82	.439	3-12	.250	10-21	.476	40	62	102	3.3	16	20	17	51-2	85/2.7
BIG EAST	15-4	236/15.7	17-41	.415	3-9	.333	5-13	.385	22	39	61	4.1	10	10	7	25-1	42/2.8
2002-03	34-21	658/19.4	42-92	.457	6-19	.316	13-23	.565	45	98	143	4.2	33	34	75	81-2	103/3.0
BIG EAST	16-14	310/19.4	23-51	.451	4-10	.400	8-14	.571	29	44	73	4.6	12	17	31	39-1	58/3.6
2003-04	11-10	342/31.1	22-63	.349	12-35	.343	9-16	.563	23	30	53	4.8	12	17	25	24-1	65/5.9
BIG EAST	2-2	65/32.5	1-7	.143	1-6	.167	1-3	.333	3	4	7	3.5	2	3	5	4-0	4/2.0
TOTALS	76-37	1443/19.0	100-237	.422	21-66	.318	32-60	.533	108	190	298	3.9	61	61	117	156-5	253/3.3
BIG EAST	33-20	611/18.5	41-99	.414	8-25	.320	14-30	.467	54	87	141	4.3	24	29	43	68-2	104/3.2



Chris Thomas

6-1 • 185 • Junior • Guard • Indianapolis, IN/Pike

1

- Ranks second in Irish recordbook with 550 career assists, 36 away from David Rivers' record (586)
- One of three players at Notre Dame to score 1,000 points and dish off 500 assists
- Along with Torrian Jones, Tom Timmermans and

Jordan Cornette, serves as a team captain

- Scored 20-plus points six times this season and 31 times in his career
- Netted a season-high 28 points in win over American, scoring 11 points in the final 3:18 of the contest
- Had 26 points in win over Villanova, including 21 in the second half
- Scored 24 points and dished off six assists in 37 minutes against Indiana
- Finished with 24 points and grabbed five rebounds versus Central Michigan
- Tallied 23 points, dished off five assists and made four steals against Morehead State
- Scored 22 points in 29 minutes versus Mount St. Mary's
- Has started every game (78) during his Irish career
- Netted double figures in 65 of 78 career contests
- Had streak of 27 straight games in double figures snapped against Quinnipiac, but dished off a season-high 11 assists against the Bobcats
- For his career, has scored 20-plus points on 31 occasions and 30-plus points three times
- Dished off 10 or more assists in 15 career contests
- Registered 11 career double doubles
- Has logged 40-plus minutes in 24 career games
- Ranks among the BIG EAST leaders in six categories: free throw percentage (3rd, 87.1%), assists (4th, 5.6), scoring (5th, 18.9), three-point field goals (9th, 2.18 per game), assist-to-turnover ratio (11th, 2.00), and three-point field goal percentage (11th, 28.9%)

	Career Highs	2003-04 Season Highs
Points:	32 vs. Rutgers (2-6-02) vs. Miami (2-23-02)	28 vs. American (12-21)
Field Goals:	12 vs. Marquette (12-2-02)	8 on four occasions
Field Goals Attempted:	21 on five occasions	21 vs. Marquette (12-1) vs. Morehead State (12-28)
Field-Goal Pct:	.714 (10-14) vs. Rutgers (2-6-02)	.583 (7-12) vs. Mount St. Mary's (11-29)
Three-Point Field Goals:	7 vs. Rutgers (2-6-02)	5 vs. Mount St. Mary's (11-29)
Three Field Goals Attempted:	14 vs. Marquette (12-1-03)	14 vs. Marquette (12-1)
Three-Point Field Goal Pct.:	.857 (6-7) vs. UT-Chattanooga (11-24-01)	.571 vs. Indiana (12-10)
Free Throws:	14 vs. Georgetown (2-1-03)	10 vs. Villanova (1-10)
Free Throws Attempted:	16 vs. Georgetown (2-1-03)	12 vs. Villanova (1-10)
Free-Throw Percentage:	1.000 on 29 occasions	1.000 on four occasions
Rebounds:	9 vs. Duke (3-16-02) vs. Rutgers (3-1-03)	8 vs. West Virginia (1-7)
Assists:	13 on three occasions	11 vs. Quinnipiac (12-23)
Blocked Shots:	2 vs. Seton Hall (1-26-02)	1 vs. Marquette (12-1)
Steals:	11 vs. New Hampshire (11-16-01)	4 vs. Morehead State (12-28)
Minutes:	60 vs. Georgetown (2-9-02)	40 vs. Marquette (12-1) vs. American (12-21)

Opp.	Min.	Total			Rebounds			PF	A	TO	BLK	Stl.	Pts.	
		FG-FGA	Pct.	3FG-FGA	Pct.	FT-FTA	Pct.							Off.
Northern Illinois*	38	5-17	.294	2-7	.286	5-6	.833	1	2	3	2	7	2	17
Mt. St. Mary's*	29	7-12	.583	5-9	.556	3-3	1.000	1	4	5	2	3	3	22
at Marquette*	40	4-21	.190	3-14	.214	0-0	.000	0	4	4	3	6	5	11
Central Michigan*	39	8-18	.444	1-5	.200	7-9	.778	1	4	5	1	3	4	0
Indiana*	37	8-17	.471	4-7	.571	4-4	1.000	0	1	1	1	6	3	0
at DePaul*	39	3-7	.428	1-4	.250	6-6	1.000	0	5	5	3	5	1	0
American*	40	8-15	.533	3-6	.500	9-10	.900	1	2	3	2	5	1	0
Quinnipiac*	32	2-11	.182	1-6	.167	2-2	1.000	1	3	4	2	11	4	0
Morehead State*	37	8-21	.381	2-11	.182	5-6	.833	1	2	3	1	5	2	0
West Virginia*	39	5-17	.294	0-7	.000	3-4	.750	1	7	8	0	7	3	0
at Villanova*	39	7-17	.412	2-7	.286	10-12	.833	0	1	1	5	4	3	0
at Pittsburgh														
Syracuse														
at Virginia Tech														
Kentucky														
Miami														
at Rutgers														
at Boston College														
Pittsburgh														
Connecticut														
Seton Hall														
at Syracuse														
at Connecticut														
Providence														
at UCLA														
Georgetown														
at St. John's														

Thomas' Career Statistics

YEAR	G-S	MIN/AVG	3-Point			Rebounds			O	D	TOT	AVG.	AST.	STL	BLK	PF-D	PTS/AVG
			FG-FGA	PCT.	PCT.	FT-FTA	PCT.	PCT.									
2001-02	33-33	1255/38.0	160-413	.387	76-206	.369	120-135	.889	26	88	114	3.5	252	72	6	71-0	516/15.6
BIG EAST	16-16	644/40.2	74-202	.366	32-105	.305	68-78	.872	12	46	58	3.6	130	32	6	32-0	248/15.5
2002-03	34-34	1247/36.7	211-523	.403	80-208	.385	135-155	.871	34	101	135	4.0	236	62	8	80-1	637/18.7
BIG EAST	16-16	610/38.1	102-262	.389	38-110	.345	73-86	.849	19	57	76	4.8	108	30	1	40-1	315/19.7
2003-04	11-11	409/37.2	65-173	.376	24-83	.289	54-62	.871	7	35	42	3.8	62	14	1	22-1	208/18.9
BIG EAST	2-2	78/39.0	12-34	.353	2-14	.143	13-16	.813	1	8	9	4.5	11	0	0	5-1	39/19.5
TOTALS	78-78	2911/37.3	436-1109	.393	180-497	.362	309-352	.878	67	224	291	3.7	550	148	15	173-2	1361/17.4
BIG EAST	34-34	1232/36.2	188-498	.378	72-229	.314	154-180	.856	32	111	143	4.2	249	62	7	77-2	610/17.9



Rick Cornett

11

6-8 • 255 • Sophomore • Forward • Country Club Hills, IL/Homewood Christian Academy

- Earned first career start at DePaul on December 14 and registered first double-figures outing in an Irish uniform by scoring 10 points and grabbing a career-high five rebounds in a personal-best 16 minutes


- Saw action in the first six games of the season and missed three games versus American, Quinnipiac and Morehead State after suffering a sprained foot (right) in practice on December 18
- Logged 15 minutes vs. Mount St. Mary's and grabbed four rebounds
- Played three minutes against West Virginia in first return back from injury
- Came off the bench vs. Villanova to play seven minutes and registered three rebounds
- Hauled in three or more rebounds in six games this season

	Career Highs	2003-04 Season Highs
Points:	10 vs. DePaul (12-14-03)	10 vs. DePaul (12-14)
Field Goals:	4 vs. DePaul (12-14-03)	4 vs. DePaul (12-14)
Field Goals Attempted:	6 vs. DePaul (12-14-03)	6 vs. DePaul (12-14)
Field-Goal Pct.:	1.000 on two occasions	1.000 on two occasions
Three-Point Field Goals:	—	—
Three Field Goals Attempted:	—	—
Three-Point Field Goal Pct.:	—	—
Free Throws:	2 on eight occasions	2 on four occasions
Free Throws Attempted:	4 vs. Virginia Tech (2-22-02) vs. DePaul (12-14-03)	4 vs. DePaul (12-14)
Free-Throw Percentage:	1.000 on six occasions	1.000 (2-2) on six occasions
Rebounds:	5 vs. DePaul (12-14-03)	5 vs. DePaul (12-14)
Assists:	1 on two occasions	—
Blocked Shots:	2 vs. Furman (11-25-02)	1 vs. Central Michigan (12-6)
Steals:	2 vs. DePaul (12-14-03)	2 vs. DePaul (12-14)
Minutes:	16 vs. DePaul (12-14-03)	16 vs. DePaul (12-14)

Opp.	Min.	Total			Pct.	FT-FTA			Pct.	Rebounds			PF	A	TO	BLK	Stl.	Pts.
		FG-FGA	Pct.	3FG-FGA		Off.	Def.	Total										
Northern Illinois	4	0-2	.000	0-0	.000	0-0	.000	1	2	3	0	0	0	0	0	0	0	
Mt. St. Mary's	15	1-1	1.000	0-0	.000	2-2	1.000	1	3	4	4	0	1	0	0	1	4	
at Marquette	5	1-1	1.000	0-0	.000	1-2	.500	3	0	3	1	0	0	0	0	0	3	
Central Michigan	9	1-2	.500	0-0	.000	2-2	1.000	1	1	2	0	0	0	1	0	0	4	
Indiana	8	1-2	.500	0-0	.000	0-0	.000	1	2	3	3	0	0	0	0	0	2	
at DePaul*	16	4-6	.667	0-0	.000	2-4	.500	3	2	5	2	0	0	1	2	10		
American		DNP-Inj.																
Quinnipiac		DNP-Inj.																
Morehead State		DNP-Inj.																
West Virginia	3	0-0	.000	0-0	.000	2-2	1.000	0	1	1	0	0	0	0	0	0	2	
at Villanova	7	0-1	.000	0-0	.000	0-2	.000	0	3	3	1	0	0	0	0	1	0	
at Pittsburgh																		
Syracuse																		
at Virginia Tech																		
Kentucky																		
Miami																		
at Rutgers																		
at Boston College																		
Pittsburgh																		
Connecticut																		
Seton Hall																		
at Syracuse																		
at Connecticut																		
Providence																		
at UCLA																		
Georgetown																		
at St. John's																		

Cornett's Career Statistics

YEAR	G-S	MIN/AVG	3-Point			FT-FTA	PCT.	Rebounds			AVG.	AST.	STL	BLK	PF-D	PTS/AVG	
			FG-FGA	PCT.	FG-FGA			O	D	TOT							
2002-03	12-0	61/5.1	10-17	.588	0-0	.000	10-14	.714	2	11	13	1.1	2	0	3	7-0	30/2.5
BIG EAST	2-0	4/2.0	0-1	.000	0-0	.000	2-4	.500	1	0	1	0.5	0	0	0	0-0	2/1.0
2003-04	8-1	67/8.4	8-15	.533	0-0	.000	9-14	.643	10	14	24	3.0	0	4	2	11-0	25/3.1
BIG EAST	2-0	10/5.0	0-1	.000	0-0	.000	2-4	.500	0	4	4	2.0	0	1	0	1-0	2/1.0
TOTALS	20-1	128/6.4	18-32	.563	0-0	.000	10-28	.357	12	24	37	1.9	2	4	5	18-0	55/2.8
BIG EAST	4-0	14/3.5	0-2	.000	0-0	.000	4-8	.500	1	4	5	1.3	0	1	0	1-0	5/1.3



Torin Francis

34

6-11 • 252 • Sophomore • Forward • Boston MA/Tabor Academy

- Earned Co-BIG EAST Player of the Week honors on December 1 after averaging 18.5 points and 12.5 rebounds in wins over Northern Illinois and Mount St. Mary's
- Has netted double figures in 30 career games, including the only player to do so in every game

this season


- Leads Irish with five double doubles this season and has 15 career double doubles
- Scored 24 points, grabbed 19 rebounds and blocked five shots (all season highs) in season-opening win against Northern Illinois
- Netted 10 points and had 12 boards versus Central Michigan
- Registered third double double of the season and second in a row with 13 points and 14 rebounds versus Indiana
- Posted back-to-back double doubles, for the second time this season, against Quinnipiac (19 points/11 rebounds) and Morehead State (21 points/10 rebounds)
- Connected on 8-12 shots from the field versus Quinnipiac
- Perfect from the field and free-throw line against Mount St. Mary's, hitting all three of his field-goal attempts and all seven of his free throws
- Has started all 45 games during his career
- Scored 20-plus points on seven occasions in his Irish career, four such instances coming in '02-'03
- Has grabbed 10-plus boards in 17 career contests
- Played 40 minutes vs. Marquette (second 40-minute game of his career)
- Torin Francis is among the BIG EAST leaders in six categories: rebounding (2nd, 9.7), defensive rebounds (2nd, 6.5), offensive rebounds (4th, 3.3), field goal percentage (5th, 55.9%), blocked shots (7th, 2.27), and scoring (18th, 16.0)

	Career	2003-04 Season Highs
Points:	25 vs. Arizona (3-27-03)	24 vs. Northern Illinois (11-24)
Field Goals:	10 vs. Arizona (3-27-03)	8 on two occasions
Field Goals Attempted:	14 vs. Marquette (12-1)	14 vs. Marquette (12-1-03)
Field-Goal Pct.:	1.000 on three occasions	1.000 (3-3) vs. Mount St. Mary's (11-29)
Three-Point Field Goals:	1 vs. Arizona (3-27-03)	—
Three Field Goals Attempted:	1 vs. Arizona (3-27-03)	1 on three occasions
Three-Point Field Goal Pct.:	1.000 (1-1) vs. Arizona (3-27-03)	—
Free Throws:	11 vs. Syracuse (2-15-03)	11 vs. Marquette (12-1)
	vs. Marquette (12-1-03)	
Free Throws Attempted:	17 vs. Syracuse (2-15-03)	14 vs. Northern Illinois (11-24)
	vs. Marquette (12-1)	
Free-Throw Percentage:	1.000 on four occasions	1.000 (7-7) vs. Mount St. Mary's (11-29)
Rebounds:	20 vs. Bucknell (11-22-03)	19 vs. Northern Illinois (11-24)
Assists:	4 vs. Virginia Tech (2-22-03)	3 vs. DePaul (12-14)
Blocked Shots:	8 vs. Texas (12-8-02)	5 vs. Northern Illinois (11-24)
		vs. Central Michigan (12-6)
Steals:	3 vs. Seton Hall (1-12-03)	2 vs. Marquette (12-1)
		vs. DePaul (12-14)
Minutes:	40 vs. Arizona (3-27-03)	40 vs. Marquette (12-1)
	vs. Marquette (12-1-03)	

Opp.	Min.	Total				Rebounds				PF	A	TO	BLK	Stl.	Pts.	
		F6-F6A	Pct.	3F6-F6A	Pct.	FT-FTA	Pct.	Off.	Def.							Total
Northern Illinois*	36	7-12	.583	0-0	.000	10-14	.714	6	13	19	2	0	3	5	1	24
Mt. St. Mary's*	32	3-3	1.000	0-0	.000	7-7	1.000	2	4	6	1	2	6	1	0	13
at Marquette*	40	5-8	.625	0-1	.000	11-14	.786	3	6	9	4	0	1	1	2	23
Central Michigan*	37	1-5	.200	0-0	.000	8-10	.800	4	8	12	2	2	4	5	0	10
Indiana*	38	4-10	.400	0-0	.000	5-6	.833	6	8	14	3	3	2	4	0	13
at DePaul*	30	4-8	.500	0-0	.000	4-6	.667	2	5	7	4	3	4	1	2	12
American*	35	4-6	.667	0-0	.000	5-6	.833	1	6	7	2	1	3	0	0	13
Quinnipiac*	33	8-12	.667	0-1	.000	3-4	.750	4	7	11	0	1	2	2	0	19
Morehead State*	38	8-11	.727	0-0	.000	5-7	.714	4	6	10	3	2	3	2	0	21
West Virginia*	24	7-11	.636	0-0	.000	3-8	.375	2	5	7	3	1	4	4	0	35
at Villanova*	20	5-10	.500	0-0	.000	1-2	.500	2	3	5	4	1	1	0	0	11
at Pittsburgh																
Syracuse																
at Virginia Tech																
Kentucky																
Miami																
at Rutgers																
at Boston College																
Pittsburgh																
Connecticut																
Seton Hall																
at Syracuse																
at Connecticut																
Providence																
at UCLA																
Georgetown																
at St. John's																

Francis' Career Statistics

YEAR	G-S	MIN/AVG	Total				Rebounds				PF	AST.	STL	BLK	PF-D	PTS/AVG	
			F6-F6A	PCT.	3-F6-F6A	PCT.	FT-FTA	PCT.	O	D							TOT
2002-03	34-34	974/28.6	126-252	.500	1-1	1.000	124-181	.685	96	188	284	8.4	34	16	60	64-0	377/11.1
BIG EAST	16-16	448/28.0	48-104	.462	0-0	.000	56-83	.675	34	71	105	6.6	19	7	23	29-0	152/9.5
2003-04	11-11	374/34.0	57-102	.559	0-2	.000	62-84	.738	36	71	107	9.7	16	5	25	28-0	176/16.0
BIG EAST	2-2	55/27.5	12-21	.571	0-0	.000	4-10	.400	4	8	12	6.0	2	0	4	7-0	28/14.0
TOTALS	45-45	1348/30.0	183-354	.517	1-3	.333	186-265	.702	132	259	391	8.7	50	21	85	92-0	553/12.3
BIG EAST	18-18	503/27.9	60-125	.480	0-0	.000	60-93	.645	38	79	127	7.1	21	7	27	36-0	180/10.0



Chris Quinn

6-2 • 188 • Sophomore • Guard • Dublin, OH/Dublin Coffman

2

- Has scored in double figures in six consecutive games and over that stretch, he is shooting 59.9% (33-58) from the field and 51.4% (19-37) from three-point range over that span
- In the last five contests, he is averaging 17.0 points and 3.4 assists per game

- Has turned the ball over just nine times in 371 minutes this season, an average of 41.2 minutes between turnovers. He had a stretch of 159:00 on the floor without a turnover from the first half vs. DePaul (12/14) until the first half against Villanova
- Among the top five in the BIG EAST leaders in three categories. He leads the league in assist-to-turnover (3.89) and is fourth in three-point field goal percentage (42.2%) and fifth in three-point field goals (2.45 per game)
- Started the first five games of the season and has come off the bench in each of the last Irish six victories.
- Tallied a career-high 25 points (in 29 minutes) against Quinnipiac (first time in his career with 20-plus points) as he finished 8-11 from the field and 6-8 from three-point range
- In first collegiate start, registered (then career-high) 18 points and career-high six steals in 33 minutes versus Northern Illinois
- Had 13 points, five rebounds and four assists in win at Villanova
- Came off the bench against DePaul and scored 12 points, grabbed four rebounds and dished off five assists in 29 minutes of action
- Has scored in double figures in 12 games during his career
- Has scored 20 or more points five times this season and 31 times in his career
- Along with Torin Francis, was the only freshman to play in all 34 contests in 2002-03

	Career Highs	2003-04 Season Highs
Points:	25 vs. Quinnipiac (12-23-03)	25 vs. Quinnipiac (12-23)
Field Goals:	8 vs. Quinnipiac (12-23-03)	8 vs. Quinnipiac (12-23)
Field Goals Attempted:	11 vs. Quinnipiac (12-23-03)	11 vs. Quinnipiac (12-23)
	vs. Villanova (1-10-04)	vs. Villanova (1-10)
Field-Goal Pct:	1.000 (2-2) vs. St. John's (3-12-03)	.727 (8-11) vs. Quinnipiac (12-23)
Three-Point Field Goals:	6 vs. Quinnipiac (12-23-03)	6 vs. Quinnipiac (12-23)
Three Field Goals Attempted:	8 vs. Quinnipiac (12-23-03)	8 vs. Quinnipiac (12-23)
Three-Point Field Goal Pct.:	1.000 on five occasions	.750 (6-8) vs. Quinnipiac (12-23)
Free Throws:	5 vs. Mount St. Mary's (11-29-03)	5 vs. Mount St. Mary's (11-29)
	vs. Central Michigan (12-6-03)	vs. Central Michigan (12-6)
Free Throws Attempted:	6 vs. Mount St. Mary's (1-29-03)	6 vs. Mount St. Mary's (11-29)
	vs. Central Michigan (12-6-03)	vs. Central Michigan (12-6)
Free-Throw Percentage:	1.000 on 10 occasions	1.000 on five occasions
Rebounds:	6 vs. Valparaiso (1-4-03)	5 on three occasions
Assists:	6 vs. Georgetown (3-8-03)	5 on four occasions
Blocked Shots:	1 on three occasions	1 vs. American (12-21)
Steals:	6 vs. Northern Illinois (11-24-03)	6 vs. Northern Illinois (11-24)
Minutes:	40 vs. Central Michigan (12-6-03)	40 vs. Central Michigan (12-6)

Opp.	Min.	Total			Rebounds			PF	A	TO	BLK	Stl.	Pts.			
		FG-FGA	Pct.	3FG-FGA	Pct.	FT-FTA	Pct.							Off.	Def.	Total
Northern Illinois*	33	7-10	.700	3-5	.600	1-2	.500	1	4	5	0	2	1	0	6	18
Mt. St. Mary's*	36	4-7	.571	2-5	.400	5-6	.833	0	2	2	2	5	2	0	2	15
at Marquette*	38	2-10	.200	1-7	.143	0-0	.000	1	0	1	4	2	0	0	1	5
Central Michigan*	40	3-10	.300	2-5	.400	0-0	.000	0	3	3	2	2	1	0	1	13
Indiana*	34	1-9	.111	0-5	.000	2-2	1.000	2	3	5	0	2	2	0	0	4
at DePaul	29	5-8	.625	1-3	.333	1-2	.500	0	4	4	0	5	1	0	1	12
American	32	6-9	.667	5-7	.714	2-2	1.000	0	0	0	1	5	0	1	3	19
Quinnipiac	29	8-11	.727	6-8	.750	3-3	1.000	1	2	3	3	2	0	0	1	25
Morehead State	33	6-9	.667	3-5	.600	2-2	1.000	0	1	1	4	5	0	0	0	17
West Virginia	35	4-10	.400	3-8	.375	0-0	.000	0	2	2	0	1	0	0	1	11
at Villanova	33	4-11	.364	1-6	.167	4-4	1.000	1	4	5	1	4	2	0	3	13
at Pittsburgh																
Syracuse																
at Virginia Tech																
Kentucky																
Miami																
at Rutgers																
at Boston College																
Pittsburgh																
Connecticut																
Seton Hall																
at Syracuse																
at Connecticut																
Providence																
at UCLA																
Georgetown																
at St. John's																

Quinn's Career Statistics

YEAR	G-S	MIN/AVG	3-Point			Rebounds			PF	AST.	STL	BLK	PF-D	PTS/AVG			
			FG-FGA	PCT.	FT-FTA	PCT.	O	D							TOT	AVG.	
2002-03	34-0	521/15.3	43-90	.478	29-66	.439	16-20	.800	18	35	53	1.6	51	28	3	40-0	131/3.9
BIG EAST	16-0	210/13.1	15-33	.455	10-25	.400	8-10	.800	13	7	20	1.3	22	12	1	15-0	48/3.0
2003-04	11-5	371/33.7	50-104	.481	27-64	.422	25-29	.862	6	25	31	2.8	35	19	1	17-0	152/13.8
BIG EAST	2-0	68/34.0	8-21	.381	4-14	.286	4-4	1.000	1	6	7	3.5	5	4	0	1-0	24/12.0
TOTALS	45-5	892/19.8	93-194	.479	56-130	.431	41-49	.837	24	60	84	1.9	86	47	4	57-0	283/6.3
BIG EAST	18-0	278/15.4	23-54	.426	14-39	.359	12-14	.857	14	13	27	1.5	27	16	1	16-0	72/4.0



Russell Carter

43

6-4 • 210 • Freshman • Guard • Paulsboro, NJ/Paulsboro

- Made first appearance of the season in second game of the year vs. Mount St. Mary's, scoring three points in five minutes of action
- Has seen action in five games and played a career-high seven minutes against Central Michigan

Career and 2003-04 Season Highs	
Points:	3 vs. Mount St. Mary's (11-29)
Field Goals:	1 vs. Mount St. Mary's (11-29)
Field Goals Attempted:	2 on three occasions
Field-Goal Pct:	.500 vs. Mount St. Mary's (11-29)
Three-Point Field Goals:	1 vs. Mount St. Mary's (11-29)
Three Field Goals Attempted:	1 vs. Mount St. Mary's (1-29)
Three-Point Field Goal Pct.:	1.000 vs. Mount St. Mary's (11-29)
Free Throws:	1 vs. Quinnipiac (12-28)
Free Throws Attempted:	2 vs. Quinnipiac (12-28)
Free-Throw Percentage:	.500 vs. Quinnipiac (12-28)
Rebounds:	1 on three occasions
Assists:	-
Blocked Shots:	1 vs. Mount St. Mary's (11-29)
Steals:	-
Minutes:	7 vs. Central Michigan (12-6)

Opp.	Min.	Total		3FG-FGA	Pct.	FT-FTA	Pct.	Off.	Rebounds		PF	A	TO	BLK	Stl.	Pts.	
		FG-FGA	Pct.						Def.	Total							
Northern Illinois	DNP																
Mt. St. Mary's	5	1-2	.500	1-1		1.000	0-0	.000	0	1	1	0	0	0	1	0	3
at Marquette	1	0-0	.000	0-0		.000	0-0	.000	0	0	0	0	0	0	0	0	0
Central Michigan	7	0-2	.000	0-2		.000	0-0	.000	1	0	1	2	0	2	0	1	0
Indiana	DNP																
at DePaul	1	0-0	.000	0-0		.000	0-0	.000	0	0	0	0	0	0	0	0	0
American	DNP																
Quinnipiac	3	0-2	.000	0-0		.000	1-2	.500	0	1	1	1	0	0	0	0	1
Morehead State	1	0-0	.000	0-0		.000	0-0	.000	0	0	0	0	0	0	0	0	0
West Virginia	DNP																
at Villanova	DNP																
at Pittsburgh																	
Syracuse																	
at Virginia Tech																	
Kentucky																	
Miami																	
at Rutgers																	
at Boston College																	
Pittsburgh																	
Connecticut																	
Seton Hall																	
at Syracuse																	
at Connecticut																	
Providence																	
at UCLA																	
Georgetown																	
at St. John's																	

Carter's Career Statistics

YEAR	G-S	MIN/AVG	FG-FGA		PCT.	3-Point		FT-FTA	PCT.	O	Rebounds			AST.	STL	BLK	PF-D	PTS/AVG
			FG-FGA	PCT.		FG-FGA	PCT.				D	TOT	AVG.					
2003-04	6-0	18/3.0	1-6	.167		1-3	.333	1-2	.500	1	2	3	0.6	0	1	1	3-0	4/0.7
BIG EAST	-	-	-	-	-	-	-	-	-	-	-	-	-	-	-	-	-	-
TOTALS	6-0	18/3.0	1-6	.167		1-3	.333	1-2	.500	1	2	3	0.6	0	1	1	3-0	4/0.7
BIG EAST	-	-	-	-	-	-	-	-	-	-	-	-	-	-	-	-	-	-



Colin Falls

6-4 • 200 • Freshman • Guard • Park Ridge, IL/Loyola Academy

15

- Has been in the starting lineup in each of Notre Dame's last six games and has started seven games overall this season
- Has hit 19 of his last 42 three-point field goals (45.2%), a stretch extending back eight games.
- Registered double figures in three contests


- Nailed four three-pointers (4-8 from field) against Blue Demons in netting a career-high 12 points
- Matched his career high against Villanova, scoring 12 points on four more three-pointers, shooting a season-high 80.0% (4-5) from behind the three-pointline
- Of his 24 field goals this season, 19 have been from beyond the three-point arc
- Made first career start in fourth game of the season versus Central Michigan and finished with a then career-high 11 points in 33 minutes
- Connected on three three-pointers and finished with nine points against American
- Netted eight points in loss to Indiana
- Scored four points and grabbed five rebounds in 22 minutes off the bench against Mount St. Mary's
- Equalled career best with five rebounds versus Quinnipiac
- Dished off career-high three assists against Morehead State
- Only Irish freshman who has played in all 11 contests

Career and 2003-04 Season Highs	
Points:	12 vs. DePaul (12-14) vs. Villanova (1-10)
Field Goals:	4 on three occasions
Field Goals Attempted:	11 vs. Central Michigan (12-66)
Field-Goal Pct:	.800 vs. Villanova (1-10)
Three-Point Field Goals:	4 vs. DePaul (12-14) vs. Villanova (1-10)
Three Field Goals Attempted:	9 vs. Central Michigan (12-6)
Three-Point Field Goal Pct.:	.800 vs. Villanova (1-10)
Free Throws:	2 on three occasions
Free Throws Attempted:	2 on four occasions
Free-Throw Percentage:	1.000 on three occasions
Rebounds:	5 vs. Mount St. Mary's (11-29) vs. Quinnipiac (12-23)
Assists:	3 vs. Morehead State (12-28)
Blocked Shots:	1 vs. Mount St. Mary's (11-29)
Steals:	1 on five occasions
Minutes:	33 vs. Central Michigan (12-6)

Opp.	Min.	Total				Rebounds				PF	A	TO	BLK	Stl.	Pts.	
		FG-FGA	Pct.	3FG-FGA	Pct.	FT-FTA	Pct.	Off.	Def.							Total
Northern Illinois	18	0-4	.000	0-3	.000	1-2	.500	0	1	1	1	2	0	0	0	1
Mt. St. Mary's	22	2-5	.400	0-2	.000	0-0	.000	2	3	5	0	0	1	1	0	4
at Marquette	10	0-1	.000	0-1	.000	0-0	.000	1	1	2	1	0	1	0	0	0
Central Michigan*	33	4-11	.364	3-9	.333	0-0	.000	0	1	1	4	2	1	0	1	11
Indiana	20	2-5	.400	2-4	.500	2-2	1.000	0	2	2	1	1	2	0	0	8
at DePaul*	25	4-8	.500	4-8	.500	0-0	.000	0	0	0	1	1	0	0	0	12
American*	29	3-7	.429	3-6	.500	0-0	.000	0	0	0	1	1	1	0	1	9
Quinnipiac*	30	2-6	.333	2-5	.400	2-2	1.000	0	5	5	3	1	0	1	1	8
Morehead State*	21	3-7	.429	1-4	.250	0-0	.000	0	2	2	1	3	0	0	1	7
West Virginia*	9	0-1	.000	0-1	.000	2-2	1.000	0	2	2	1	0	0	0	1	2
at Villanova*	21	4-5	.800	4-5	.800	0-1	.000	0	2	2	1	0	0	0	0	12
at Pittsburgh																
Syracuse																
at Virginia Tech																
Kentucky																
Miami																
at Rutgers																
at Boston College																
Pittsburgh																
Connecticut																
Seton Hall																
at Syracuse																
at Connecticut																
Providence																
at UCLA																
Georgetown																
at St. John's																

Falls' Career Statistics

YEAR	G-S	MIN/AVG	3-Point			Rebounds				O	D	TOT	AVG.	AST.	STL	BLK	PF-D	PTS/AVG
			FG-FGA	PCT.	FG-FGA	PCT.	FT-FTA	PCT.										
2003-04	11-7	238/21.6	24-60	.400	19-48	.396	7-9	.778	4	19	23	2.1	11	5	1	15-0	74/6.7	
BIG EAST	2-0	30/15.0	4-6	.667	4-6	.667	2-3	.667	0	4	4	2.0	0	1	0	2-0	14/7.0	
TOTALS	11-7	238/21.6	24-60	.400	19-48	.396	7-9	.778	4	19	23	2.1	11	5	2	15-0	74/6.7	
BIG EAST	2-0	30/15.0	4-6	.667	4-6	.667	2-3	.667	0	4	4	2.0	0	1	0	2-0	14/7.0	



Omari Isreal

5

6-8 • 232 • Freshman • Forward • Rockville, MD/Our Lady of Good Counsel

• Underwent ACL knee surgery in February of 2003 and will be sidelined this season during his rehabilitation process

Career and 2003-04 Season Highs	
Points:	-
Field Goals:	-
Field Goals Attempted:	-
Field-Goal Pct:	-
Three-Point Field Goals:	-
Three Field Goals Attempted:	-
Three-Point Field Goal Pct.:	-
Free Throws:	-
Free Throws Attempted:	-
Free-Throw Percentage:	-
Rebounds:	-
Assists:	-
Blocked Shots:	-
Steals:	-
Minutes:	-

Opp.	Min.	Total		Pct.	3FG-FGA	Pct.	FT-FTA	Pct.	Rebounds			PF	A	TO	BLK	Stl.	Pts.
		FG-FGA	Pct.						Off.	Def.	Total						
Northern Illinois	DNP-Inj.																
Mt. St. Mary's	DNP-Inj.																
at Marquette	DNP-Inj.																
Central Michigan	DNP-Inj.																
Indiana	DNP-Inj.																
at DePaul	DNP-Inj.																
American	DNP-Inj.																
Quinnipiac	DNP-Inj.																
Morehead State	DNP-Inj.																
West Virginia	DNP-Inj.																
at Villanova	DNP-Inj.																
at Pittsburgh																	
Syracuse																	
at Virginia Tech																	
Kentucky																	
Miami																	
at Rutgers																	
at Boston College																	
Pittsburgh																	
Connecticut																	
Seton Hall																	
at Syracuse																	
at Connecticut																	
Providence																	
at UCLA																	
Georgetown																	
at St. John's																	

Isreal's Career Statistics

YEAR	G-S	MIN/AVG	FG-FGA		3-Point		FT-FTA		PCT.	Rebounds			AST.	STL	BLK	PF-D	PTS/AVG
			PCT.	PCT.	PCT.	O	D	TOT		AVG.							
2003-04	-	-	-	-	-	-	-	-	-	-	-	-	-	-	-	-	-
BIG EAST	-	-	-	-	-	-	-	-	-	-	-	-	-	-	-	-	-
TOTALS	-	-	-	-	-	-	-	-	-	-	-	-	-	-	-	-	-
BIG EAST	-	-	-	-	-	-	-	-	-	-	-	-	-	-	-	-	-

BIG EAST Career Statistics

Chris Quinn's Career Stats vs. The BIG EAST

Opponent	G-6S	Min.	3Pt.			Reb.	AstPF	BS	ST	Pts.
			F6-FGA	F6-FGA	FT-FTA					
Boston College	1-0	12/12.0	3-4	2-2	2-2	1/1.0	0 1	0 1	10/10.0	
Connecticut	1-0	6/6.0	0-1	0-1	0-0	1/1.0	1 0	0 0	0/0	
Georgetown	2-0	43/21.5	3-5	2-4	4-6	5/2.5	8 4	0 4	12/6.0	
Miami	—	—	—	—	—	—	—	—	—	
Pittsburgh	2-0	30/15.0	16	1-6	0-0	5/2.5	1 3	1 1	3/1.5	
Providence	1-0	6/6.0	0-0	0-0	0-0	0/0.0	0 0	0 0	0/0.0	
Rutgers	2-0	21/10.5	1-1	0-0	0-0	1/0.5	1 2	0 2	2/1.0	
St. John's	1-0	17/17.0	2-2	1-1	0-0	0/0.0	0 3	1 1	5/5.0	
Seton Hall	2-0	31/15.5	2-2	2-2	2-2	1/0.5	3 1	0 1	8/4.0	
Syracuse	2-0	31/15.5	4-10	2-7	0-0	2/1.0	4 0	0 0	10/5.0	
Villanova	1-0	33/33.0	4-11	1-6	4-4	5/5.0	4 1	0 3	13/13.0	
Virginia Tech	1-0	6/6.0	0-0	0-0	0-0	1/1.0	1 0	0 0	0/0.0	
West Virginia	3-0	59/19/6	5-14	4-11	0-0	4/1.3	4 0	0 2	14/4.7	

Chris Thomas' Career Stats vs. The BIG EAST

Opponent	G-6S	Min.	3Pt.			Reb.	AstPF	BS	ST	Pts.
			F6-FGA	F6-FGA	FT-FTA					
Boston College	1-1	42/42.0	8-18	3-5	9-13	8/8.0	7 3	0 2	28/28.0	
Connecticut	2-2	75/37.5	15-35	9-17	4-5	7/3.5	19 5	1 1	43/21.5	
Georgetown	4-4	185/46.3	25-69	6-27	32-38	22/5.5	32 11	2 9	88/22.0	
Miami	1-1	40/40.0	8-16	6-12	10-10	6/6.0	12 1	1 2	32/32.0	
Pittsburgh	4-4	155/38.8	6-11	0-0	1-4	12/6.0	3 4	1 1	13/6.5	
Providence	2-2	77/38.5	12-29	3-13	9-9	7/3.5	9 4	0 2	36/18.0	
Rutgers	4-4	157/39.3	22-57	12-33	25-26	19/4.8	29 12	0 5	81/20.3	
St. John's	3-3	118/39.3	12-39	8-19	9-9	16/5.3	30 7	0 2	41/13.7	
Seton Hall	4-4	152/38.0	19-48	5-14	14-18	13/3.3	21 6	2 10	57/14.3	
Syracuse	4-4	156/39.0	19-57	9-29	1-3	15/3.8	29 8	0 8	48/12.0	
Villanova	2-2	79/39.5	12-35	5-18	15-18	2/2.0	11 7	0 4	44/22.0	
Virginia Tech	1-1	34/34.0	6-13	3-8	6-7	6/6.0	13 3	0 3	21/21.0	
West Virginia	5-5	179/35.8	25-69	11-39	24-27	26/5.2	42 7	1 8	85/17.0	

Tom Timmermans' Career Stats vs. The BIG EAST

Opponent	G-6S	Min.	3Pt.			Reb.	AstPF	BS	ST	Pts.
			F6-FGA	F6-FGA	FT-FTA					
Boston College	1-0	4/4.0	0-1	0-0	2-2	0/0.0	0 0	0 0	2/2.0	
Connecticut	3-0	22/7.3	2-4	1-1	1-1	3/1.0	1 5	0 0	6/2.0	
Georgetown	3-0	53/17.7	3-10	0-0	5-9	6/2.0	4 10	1 0	11/3.7	
Miami	1-0	7/7.0	0-0	0-0	0-0	0/0.0	0 2	0 0	0/0.0	
Pittsburgh	5-1	30/15.0	1-6	1-6	0-0	5/2.5	1 3	1 1	3/1.5	
Providence	2-0	5/2.5	0-2	0-0	0-0	1/0.5	1 2	0 0	0/0.0	
Rutgers	5-0	32/6.5	1-7	0-0	3-7	8/1.6	1 8	0 0	5/1.0	
St. John's	4-0	11/2.8	1-2	0-0	0-0	0/0.0	0 2	0 0	2/0.5	
Seton Hall	4-0	46/11.5	7-14	0-0	2-3	15/3.0	0 9	1 0	16/4.0	
Syracuse	4-0	57/14.3	5-11	0-1	2-4	15/3.8	1 7	0 0	12/3.0	
Villanova	2-0	21/10.5	3-6	0-0	1-2	2/2.0	1 4	0 0	19/19.0	
Virginia Tech	2-0	16/8.0	5-9	0-2	0-0	4/2.0	1 5	0 0	10/5.0	
West Virginia	6-0	48/8.0	6-11	0-0	3-3	15/2.5	2 2	1 2	15/2.5	