



NOTRE DAME FOOTBALL

FIGHTING IRISH MEDIA

Director of Football Media Relations.....Michael Bertsch
 Email.....mbertsch@nd.edu
 Cell.....574-532-4154
 Assistant Communications Director.....Michael Scholl
 Email.....mscholl@nd.edu
 Cell.....574-876-6248

Countdown To Kickoff

1,196 Junior QB **DeShone Kizer** threw for 1,196 yards over the Michigan State, Duke and Syracuse games, second-most in school history over any three-game stretch.

471 Junior QB **DeShone Kizer** threw for 471 yards vs. Syracuse, the most ever by a Notre Dame quarterback in a victory.

41 Notre Dame limited NC State to 41 passing yards -- fewest passing yards by a non-option Irish opponent since Sept. 16, 1995 vs. Vanderbilt (38).

18 The Irish scored the first points of the game vs. Syracuse in just 18 seconds, the quickest score since a 12-second strike against Western Michigan in 2010.

11 Notre Dame recorded a season-high 11 quarterback hurries vs. Syracuse, including a career-best four by senior DL **Isaac Rochell**.

9 Sophomore PK **Justin Yoon** scored nine points at Texas, eclipsing the 100 career point plateau in just his 14th appearance for the Irish. He now has 135 career points scored.

7 Notre Dame held an opponent on the road without an offensive TD for the first time since 2012 (at Boston College).

72 Notre Dame returned only seven starters from 2015, the fewest in program history since freshman eligibility was restored in 1972.

6 Graduate DL **Jarron Jones** blocked his school record sixth career kick, a PAT, vs. Syracuse. Both of his blocked PATs this season have been returned for Irish points.

5 Notre Dame scored five TDs of 50+ yards vs. Syracuse. Last season, the Irish set a school record with 15 such scoring plays.

4 Notre Dame's four captains for 2016 are WR **Torii Hunter Jr.**, LT **Mike McGlinchey**, LB **James Onwualu** and DL **Isaac Rochell**.

3 The Irish defense has held its last two opponents (vs. Syracuse, at NC State) to a combined 5-for-29 on third down.

2 Sophomore WR **C.J. Sanders**, who has two career kickoff returns for TD, ranks 12th in the FBS with 456 kickoff-return yards.

1 Sophomore WR **Equanimeous St. Brown** averaged 45.5 yards per catch vs. Syracuse (4-182). Only Michael Floyd (2009 vs. Nevada, 47.3, 4-189) has ever recorded a higher single-game average.

0 Notre Dame has not had an empty seat for a home game since 1973. The sellout streak is the second-longest in NCAA history.

UND.com/gameweek

Visit und.com/gameweek for the latest Notre Dame football news each week.

Game 7

AP: RV
 COACH: RV
 3-2, 2-2 Pac-12



AP: NR
 COACH: NR
 2-4

TIME, DATE AND PLACE

▶ 7:39 p.m. ET; Saturday, Oct. 15; Notre Dame Stadium (80,795); Notre Dame Ind.

TELEVISION

▶ NBC national telecast with Dan Hicks (play-by-play), Doug Flutie (analysis), Kathryn Tappen (side-line), Rob Hyland (producer) and Pierre Moossa (director).

RADIO

▶ IMG College Sports is the exclusive national rights-holder for Irish football radio broadcasts. Notre Dame games will be broadcast to 117 affiliates by Don Criqui (play-by-play) and Allen Pinkett (analysis). This broadcast can be heard live on SiriusXM Satellite Radio (channel 129).

▶ The broadcast will be preceded by a one hour pre-game show hosted by Tony Castricone with interviews conducted by Jack Nolan. It will be followed by a national post-game show hosted by Castricone, Criqui and Pinkett.

▶ All games can be heard in South Bend on WSBT 96.1 FM & 960 AM, and Sunny 101.5 FM.

TICKETS

▶ Saturday will be the 253rd straight sellout at Notre Dame Stadium. Every Irish home game since the final two home dates in 1964 have been sold out except one - a 1973 Thanksgiving Day game vs. Air Force. Come Saturday, Notre Dame will have played before sellouts in 301 of its last 302 home games.

▶ Notre Dame has played in front of sellout crowds in 291 of its previous 341 games (.853) overall. Notre Dame has played before 662 sellouts in 941 total games (.704) since 1930.

▶ With the exception of the Syracuse game which drew 62,794 to MetLife Stadium (capacity 82,566) every Notre Dame game since the 2014 game at USC has attracted a sellout crowd, including a Darrell K Royal-Texas Memorial Stadium record of 102,315 on Sept. 4.

SERIES INFO

▶ Notre Dame leads the all-time series with Stanford, 19-11-0, including a 12-3-0 edge at Notre Dame.

THE COACHES

▶ **Notre Dame:** Brian Kelly, 57-27 at ND (seventh year), 228-84-2 overall (26th year), 2-4 vs. SU.

▶ **Stanford:** David Shaw, 36-9 at Stanford (sixth year), same overall (sixth year), 3-2 vs. ND.

WHAT TO WATCH FOR

▶ The Irish and Cardinal are both looking to get back on track Saturday night in prime time.

Stanford at Notre Dame

What's Inside

Countdown to Kickoff..... 1
 Brian Kelly Notes..... 2-3
 Notre Dame-Stanford History 4
 National Rankings..... 4
 ND vs. Pac-12..... 5
 On This Date..... 5
 2016 Opponents 5
 Team Notes..... 4-15
 Notre Dame's Record When..... 6
 Starter Sheet 7
 Notre Dame By The Numbers 8
 Honors/Awards..... 9
 Inside ND Football/ND Football Replays..... 10
 Irish in the NFL..... 11
 Media Information..... 13
 Coaching Staff Game Day Locations 13
 Irish Among NCAA Leaders..... 14
 Alphabetical / Numerical Roster..... 16-17
 Pronunciation Guide 17
 Depth Chart..... 18
 The Last Time..... 19-21
 Miscellaneous Stats 22
 Big Plays..... 23-24
 Scoring Drives 25
 2016 Game Recaps..... 26-27
 Brian Kelly Era Record Book 28-33
 2016 Season Results..... 34
 2016 Team Stats..... 35
 2016 Individual Stats..... 36-38
 2016 Defensive Stats 39
 2016 Game Superlatives 40-43
 2016 Game-by-Game Stats 44
 2016 Opponent Game-by-Game Stats..... 45
 2016 Game-by-Game Comparison 46
 2016 Red Zone Stats..... 47
 2016 Conversions and Time of Possession... 48
 2016 Game-by-Game Participation 49-50
 2016 Game-by-Game Individual Stats... 51-57



2016 Notre Dame Schedule and Results

Date	ND Rank	Opp Rank	Opponent	Location	TV	Time/Score
Sept. 4	10/9	RV/RV	Texas	Austin, Texas	abc	L, 47-50 (20T)
Sept. 10	18/21	-/-	Nevada	Notre Dame, Ind.	nbc	W, 39-10
Sept. 17	18/18	12/8	Michigan State	Notre Dame, Ind.	nbc	L, 28-36
Sept. 24	RV/RV	-/-	Duke	Notre Dame, Ind.	nbc	L, 35-38
Oct. 1	-/-	-/-	vs. Syracuse	East Rutherford, N.J.	ESPN	W, 50-33
Oct. 8	-/-	-/-	at NC State	Raleigh, N.C.	abc	L, 3-10
Oct. 15	-/-	RV/RV	Stanford	Notre Dame, Ind.	nbc	7:39 p.m. ET
Oct. 22			Bye Week			
Oct. 29	-/-	61/17	Miami	Notre Dame, Ind.	nbc	3:30 p.m. ET
Nov. 5	-/-	25/RV	vs. Navy	Jacksonville, Fla.	abc	11:30 a.m. ET
Nov. 12	-/-	-/-	vs. Army	San Antonio, Texas	nbc	3:30 p.m. ET
Nov. 19	-/-	17/19	Virginia Tech	Notre Dame, Ind.	nbc	3:30 p.m. ET
Nov. 26	-/-	-/RV	at USC	Los Angeles, Calif.		TBA

* Rankings are Associated Press/Amway Coaches polls



2012 AP National Coach of the Year

2012 Walter Camp National Coach of the Year

2012 Sporting News National Coach of the Year

2012 Home Depot National Coach of the Year

2012 Liberty Mutual National Coach of the Year

2012 AFCA National Coach of the Year

2009 Home Depot National Coach of the Year

Head coach Brian Kelly, a veteran of 25 seasons as a collegiate head coach, brings a championship tradition to his seventh year as the 29th head football coach at the University of Notre Dame.

Currently the winningest active coach in the NCAA Football Bowl Subdivision, Kelly has guided the Irish to 57 wins over his tenure, ranking fifth in school history. Kelly is the first coach to ever take Notre Dame to a bowl game in each of his first six years at the helm.

His 151 victories as a head coach since 2001 are more than all but three active FBS head coaches – Oklahoma's Bob Stoops, Ohio State's Urban Meyer and Alabama's Nick Saban.

KELLY'S HEAD COACHING RESUME

- ▶ Twenty-third college coach to reach 200 career victories with at least five years of service or 50 victories at a school that was classified as a major college at the time
- ▶ Second-youngest and fifth-fastest coach to ever reach 200 career victories with at least five years of service or 50 victories at a school that was classified as a major college at the time
- ▶ Only coach in school history to lead the Irish to at least eight victories over each of his first six seasons – a feat only 20 coaches have ever done at contract bowl eligible schools
- ▶ Only two-time winner of The Home Depot Coach of the Year Award (2009, 2012)
- ▶ First coach in school history to lead the Irish to bowl games during each of his first six seasons
- ▶ First coach to take Notre Dame to bowl games in six straight seasons at any stage in his career since Lou Holtz (1987-95)
- ▶ First coach with six consecutive seasons of at least eight wins since Lou Holtz reached the milestone seven straight years (1987-93)
- ▶ With 10 wins in both 2012 and 2015, Kelly joins Knute Rockne, Ara Parseghian and Holtz as the only Notre Dame coaches to hit the double-digit mark in wins twice
- ▶ Kelly is 21-17 (.553) in his career against Associated Press Top 25 teams
- ▶ Recorded the seventh-most wins (100-37) among active NCAA FBS coach since 2006
- ▶ Owns the sixth-best winning percentage (.732) among active NCAA FBS coaches since 2007
- ▶ Ranks first and 10th among active NCAA FBS coaches in career victories (228) and career winning percentage (.729), respectively
- ▶ Led Notre Dame to an undefeated regular season in 2012 -- its first undefeated regular season in 24 years (1988)
- ▶ Guided Notre Dame to the 2013 Bowl Championship Series title game and its highest national ranking (No. 4/3) to close a season since 1993 (No. 2/2)
- ▶ Oversaw the first football program to be ranked number one in the football polls and first in NCAA GSR graduation rates while also playing for the BCS title
- ▶ Swept just about every possible coach of the year award in 2012 -- Home Depot, Associated Press, Walter Camp Football Foundation, Sporting News, Liberty Mutual and American Football Coaches Association
- ▶ Only the second Irish coach to win 12 games in a season (Lou Holtz also did it in 1988)
- ▶ Continued focus on academics as Notre Dame won the 2014 American Football Coaches Association Academic Achievement Award with a 100 percent graduation rate for the freshmen football student-athlete class of 2007
- ▶ Each of Kelly's last 10 teams have participated in a bowl game, encompassing each of his six Notre Dame teams, each of his three Cincinnati teams, and his final team at Central Michigan (2006)
- ▶ Each of Kelly's last 11 teams (including 2015) have finished the year with a winning record, including his 6-5 Chippewa squad in 2005
- ▶ Every team of Kelly's head coaching tenure, except for his first Central Michigan team that went 4-7 in 2004, has finished at .500 or better (24 out of 25 years)
- ▶ Nine active FBS coaches have guided their respective schools to an undefeated regular season since 2009 and only four of those eight coaches, including Brian Kelly, have done it on multiple occasions
- ▶ Career record includes seven seasons at Notre Dame where he has fashioned a 57-27 record that has included 13 losses by a combined 39 points (3.0 per game)
- ▶ Helped the Irish win 49 of their last 71 games dating back to 2011

- ▶ Three seasons at Cincinnati from 2007-09, including a 34-6 record (.850) and two straight outright BIG EAST Conference title teams that earned BCS appearances in 2008 (FedEx Orange Bowl) and 2009 (Allstate Sugar Bowl)
- ▶ Three seasons at Central Michigan University from 2004-06, including a 19-16 overall record (.542) featuring a 9-4 mark and Mid-American Conference title in 2006
- ▶ Thirteen seasons at Grand Valley State University from 1991-2003, including a 118-35-2 record (.767) highlighted by NCAA Division II national championships in 2002 (14-0) and 2003 (14-1)
- ▶ An overall record of 228-84-2 (.729) in those 26 seasons as a head coach
- ▶ A record of 16-8 (.667) record in postseason play as a head coach

EIGHT IS GREAT FOR KELLY

- ▶ Head coach **Brian Kelly** has won at least eight games in each of his first six seasons with the Irish.
- ▶ Kelly is the first Irish coach to win eight games in each of his first six seasons. Setting the previous high, **Dan Devine** began his career with the Irish by posting four straight seasons with at least eight wins from 1975-78.
- ▶ Before Kelly's current run, no Notre Dame head coach had posted six consecutive eight-win seasons at any juncture of his career since **Lou Holtz** reached the milestone seven straight years from 1987-93.
- ▶ Kelly is the first coach in Notre Dame history to lead the Irish to a bowl game in each of his first six seasons. He joins Holtz as the only coaches to guide Notre Dame to bowl berths in six consecutive years at any juncture of their tenures at the school.
- ▶ With 55 wins through his first six years at Notre Dame (2010-15), Kelly has won more games at this stage of his Irish career than any coach other than Holtz's 56.

KELLY BEATS ELITE TEAMS

- ▶ **Brian Kelly** is 11-13 (.458) against Associated Press Top 25 teams as the head coach at Notre Dame and 21-17 (.553) overall, the eighth-best career winning percentage in such games among active coaches.
- ▶ Of the coaches at contract bowl eligible schools who has faced at least 10 AP-ranked teams, Kelly's career .553 winning percentage ranks eighth among his peers.

Career Record vs. AP Top 25 (Minimum 10 games)

	Coch	School	Record	Pct.
1.	Urban Meyer	Ohio State	33-13	.717
2.	Bob Stoops	Oklahoma	56-30	.651
3.	David Shaw	Stanford	20-11	.645
4.	Mark Helfrich	Oregon	9-5	.643
5.	Nick Saban	Alabama	66-38	.635
6.	Jimbo Fisher	Florida State	15-9	.625
7.	Jim Mora	UCLA	12-9	.571
8.	Brian Kelly	Notre Dame	21-17	.553
9.	Gary Patterson	TCU	21-18	.538
10.	Jim Harbaugh	Michigan	9-8	.529

KELLY RANKS AMONG TOP ACTIVE COACHES NATIONALLY

- ▶ Now in his seventh year at Notre Dame, **Brian Kelly** has helped the Irish secure a 46-6 record when entering halftime with a lead and a 45-5 mark when leading after three quarters.
- ▶ Kelly is 190-13 in his coaching career when taking a lead into the fourth quarter and 126-7 since 2001. He owns a 179-16 record when taking a lead into halftime, including a 124-8 mark since 2001.
- ▶ Kelly is 156-32 when scoring first.
- ▶ Kelly is 179-27-1 when outrushing his opponent.
- ▶ Kelly is 132-13 when his team wins the turnover battle.
- ▶ Kelly is 43-20-2 in games decided by three points or less.
- ▶ Kelly is 64-21 in the month of November, including a 28-9 mark since 2006.
- ▶ Kelly is 69-8 when his team scores a defensive or special teams touchdown.
- ▶ Kelly is 146-13 when his team scores 30+ points, including an 83-3 mark with 40+ points.
- ▶ Kelly is 145-7-1 when his team allows 19 points or less.
- ▶ Kelly is 165-46-1 coming off a victory.
- ▶ Kelly-coached teams have won 82 of their last 84 games when holding their opponents to less than 20 points. Kelly-coached teams owned a 57-game winning streak in games where they held their opponents to less than 20 points, which ended in the 2011 Champs Sports Bowl loss to Florida State (18-14). Kelly's previous such loss came on Dec. 8, 2001, when North Dakota edged Grand Valley State, 17-14, in the NCAA Division II title game
- ▶ Since 2001, Brian Kelly is tied with Alabama's Nick Saban for the third-most wins among all active Football Bowl Subdivision coaches, trailing only Oklahoma's Bob Stoops (161) and Ohio State's Urban

Meyer (159):

Winningest Active NCAA FBS Coaches (By Victories, Since 2001)

Name, School	W	L	T	Pct.
1. Bob Stoops, Oklahoma	161	43	0	0.789
2. Urban Meyer, Ohio State	159	27	0	0.855
3. Brian Kelly, Notre Dame	151	51	0	0.748
Nick Saban, Alabama	151	30	0	0.834
5. Mark Richt, Miami, Fla.	149	52	0	0.741
6. Gary Patterson, TCU	147	48	0	0.754
7. Kirk Ferentz, Iowa	127	70	0	0.645
8. Paul Johnson, Georgia Tech	122	79	0	0.607
9. Tommy Tuberville, Cincinnati	118	64	0	0.648
10. Chris Petersen, Washington	113	24	0	0.825

► Since 2006, Brian Kelly has the sixth-most wins of any active NCAA Football Bowl Subdivision coach. Kelly has won 100 contests (100-37) over that span.

Winningest Active NCAA FBS Coaches (By Victories, Since 2006)

Name, School	W	L	T	Pct.
1. Chris Petersen, Washington	113	24	0	0.825
2. Nick Saban, Alabama	111	18	0	0.860
3. Urban Meyer, Ohio State	110	16	0	0.873
4. Bob Stoops, Oklahoma	107	32	0	0.770
5. Gary Patterson, TCU	104	31	0	0.770
6. Brian Kelly, Notre Dame	100	37	0	0.730
7. Mark Richt, Miami, Fla.	97	39	0	0.713
8. Mark Dantonio, Michigan State	95	41	0	0.699
Bronco Mendenhall, Virginia	95	40	0	0.704
10. Mike Gundy, Oklahoma State	93	42	0	0.689

► Brian Kelly ranks as the sixth-most successful active NCAA Football Bowl Subdivision coach in winning percentage since 2007.

Winningest Active NCAA FBS Coaches (By Win Percentage, Since 2007)

Name, School	W	L	T	Pct.
1. Urban Meyer, Ohio State	97	15	0	0.866
2. Nick Saban, Alabama	110	18	0	0.859
3. Chris Petersen, Washington	100	24	0	0.806
4. Bob Stoops, Oklahoma	96	29	0	0.768
5. Gary Patterson, TCU	93	29	0	0.762
6. Brian Kelly, Notre Dame	90	33	0	0.732
7. Mark Richt, Miami, Fla.	88	35	0	0.715
8. Mark Dantonio, Michigan State	89	36	0	0.712
9. Mike Gundy, Oklahoma State	87	36	0	0.707
10. Kyle Whittingham, Utah	83	37	0	0.692

► Brian Kelly ranks first and 10th among active NCAA Football Bowl Subdivision coaches in both victories and winning percentage, respectively. Here is a look at the top 10 winningest active coaches in the FBS (min. six years completed as FBS head coach, record at four-year colleges only):

Winningest Active NCAA FBS Coaches (By Victories)

Name, School	Years	W	L	T	Pct.
1. Brian Kelly, Notre Dame	26	228	84	2	0.729
2. Nick Saban, Alabama	20	197	60	1	0.766
3. Bill Snyder, Kansas State	24	196	103	1	0.655
4. Bob Stoops, Oklahoma	17	182	48	0	0.791
5. Paul Johnson, Georgia Tech	19	171	86	0	0.665
6. Terry Bowden, Akron	22	162	94	2	0.632
7. Urban Meyer, Ohio State	14	159	27	0	0.855
8. Tommy Tuberville, Cincinnati	20	158	94	0	0.627
9. Rich Rodriguez, Arizona	22	155	108	2	0.589
10. Mark Richt, Miami, Fla.	15	148	53	0	0.736

*Minimum five years as FBS head coach; record at four-year colleges only

Winningest Active NCAA FBS Coaches (By Win Percentage)

Name, School	Years	W	L	T	Pct.
1. Urban Meyer, Ohio State	14	159	27	0	0.855
2. Chris Petersen, Washington	10	113	24	0	0.825
3. Jimbo Fisher, Florida State	7	72	16	0	0.818
4. Bob Stoops, Oklahoma	17	182	48	0	0.791
5. David Shaw, Stanford	6	57	16	0	0.781
6. Nick Saban, Alabama	20	197	60	1	0.766
7. Gary Patterson, TCU	16	147	49	0	0.750
Dabo Swinney, Clemson	8	81	27	0	0.750
9. Mark Richt, Miami, Fla.	15	148	53	0	0.736
10. Brian Kelly, Notre Dame	26	228	84	2	0.729

*Minimum five years as FBS head coach; record at four-year colleges only

► Among college coaches with at least five years of service or 50 victories at a school that was classified as a major college at the time, Kelly was the 23rd to reach 200 career victories. Here is that list of coaches:

► Amongst the list, Kelly was the second-youngest and fifth-fastest to ever reach 200 career victories.

Rank	Coach	Age in Yrs.-Days	Rank	Coach	Career Game (Record at Time)
1.	Pop Warner	46-240	1.	Joe Paterno	246 (200-44-2)
2.	Brian Kelly	51-310	2.	Tom Osborne	249 (200-46-3)
3.	Jim Tressel	54-298	3.	Bo Schembechler	262 (200-55-7)
4.	Vince Dooley	56-84	4.	Woody Hayes	268 (200-60-8)
5.	Tom Osborne	56-224	5.	Brian Kelly	270 (200-68-2)

KELLY'S WINNING WAYS

► Eight active FBS coaches have guided their respective schools to an undefeated regular season since 2009. Only four of those eight coaches, including **Brian Kelly**, have done it on multiple occasions.

Brian Kelly

2012 – Notre Dame – 12-1 (Lost in BCS Championship Game)

2009 – Cincinnati – 12-0 (Did not coach bowl game)

Urban Meyer

2013 – Ohio State – 12-2 (Lost in Big Ten Championship Game and Orange Bowl)

2012 – Ohio State – 12-0

2009 – Florida – 13-1 (Lost in SEC Championship Game)

Jimbo Fisher

2014 – Florida State – 13-0 (Lost in College Football Playoff semifinal)

2013 – Florida State – 14-0

Gary Patterson

2010 – TCU – 13-0

2009 – TCU – 12-1 (Lost in Fiesta Bowl)

BRIAN KELLY'S OVERALL RECORD

Grand Valley State Totals (13 seasons)	118-35-2	.768
Central Michigan Totals (3 seasons)	19-16	.543
Cincinnati Totals (3 seasons)	34-6	.850
Notre Dame Totals (7 seasons)	57-27	.679
Overall Totals (26 seasons)	228-84-2	.729

National
Rankings

ASSOCIATED PRESS (Oct. 10)

Rk	School	Record	Pts
1	Alabama(56)	6-0	1520
2	Ohio State(2)	5-0	1444
3	Clemson(2)	6-0	1406
4	Michigan(1)	6-0	1339
5	Washington	6-0	1286
6	Texas A&M	6-0	1202
7	Louisville	4-1	1193
8	Wisconsin	4-1	1020
9	Tennessee	5-1	962
10	Nebraska	5-0	958
11	Baylor	5-0	934
12	Ole Miss	3-2	800
13	Houston	5-1	701
14	Florida State	4-2	628
15	Boise State	5-0	590
16	Miami	4-1	576
17	Virginia Tech	4-1	546
18	Florida	4-1	483
19	Oklahoma	3-2	476
20	West Virginia	4-0	424
21	Utah	5-1	287
22	Arkansas	4-2	203
23	Auburn	4-2	166
24	Western Michigan	6-0	154
25	Navy	4-1	122

Others Receiving Votes

Georgia 59, Arizona State 53, North Carolina 51, LSU 50, Oklahoma State 48, North Dakota State 36, **Stanford 26**, Colorado 22, South Florida 20, TCU 14, Washington State 9, **NC State 9**, Iowa 3, Air Force 2, San Diego State 2, Wake Forest 1

AMWAY COACHES (Oct. 10)

Rk	School	Record	Pts
1	Alabama(58)	6-0	1570
2	Ohio State(4)	5-0	1504
3	Clemson(1)	6-0	1455
4	Michigan	6-0	1370
5	Washington	6-0	1329
6	Texas A&M	6-0	1256
7	Louisville	4-1	1201
8	Baylor	5-0	1061
9	Nebraska	5-0	1052
10	Wisconsin	4-1	995
11	Tennessee	5-1	919
12	Houston	5-1	754
13	Ole Miss	3-2	746
14	Florida	4-1	661
15	Boise State	5-0	628
16	Florida State	4-2	584
17	Miami	4-1	580
18	West Virginia	4-0	526
19	Virginia Tech	4-1	441
20	Oklahoma	3-2	424
21	Utah	5-1	408
22	Arkansas	4-2	194
23	Western Michigan	6-0	185
24	Arizona State	5-1	116
25	LSU	3-2	81

Others Receiving Votes

Auburn 70, Georgia 63, **Navy 58**, South Florida 53, North Carolina 51, **NC State 34**, Oklahoma State 29, **USC 13**, **Stanford 12**, Washington State 8, Colorado 7, Wake Forest 6, Memphis 6, Troy 6, TCU 5, Appalachian State 3, Penn State 3, San Diego State 2, South Alabama 1, Tulsa 1, Middle Tennessee 12016 opponents in **bold**

NOTRE DAME - STANFORD SERIES NOTES

- ▶ Saturday's game is the 31st meeting between Notre Dame and Stanford. The Irish lead the series, 19-11 (.633), including a 12-3 (.800) mark at Notre Dame Stadium. The Cardinal last won in South Bend in 2010, taking a 37-14 decision.
- ▶ The two teams have met every year since 1988, with the exception of the 1995 and 1996 seasons.
- ▶ The series began in the Rose Bowl on Jan. 1, 1925, when Notre Dame's famed Four Horsemen and head coach **Knute Rockne** travelled across the country to meet Stanford's Pop Warner and Ernie Nevers. Notre Dame's 27-10 victory earned the Irish their first consensus national championship.
- ▶ For the first time since 2009, both teams are unranked entering the contest.
- ▶ Notre Dame won seven consecutive meetings with Stanford from 2002-08, which was the longest winning streak for either school in the all-time series.
- ▶ Prior to 2012 when Notre Dame claimed a 20-13 overtime win, the Cardinal had won three straight meetings, its longest winning streak in the series.
- ▶ The winner of the Notre Dame-Stanford series receives the Legends Trophy, a combination of Irish crystal and California redwood. The trophy was presented for the first time in 1989 by the Notre Dame Club of the San Francisco Bay Area. Notre Dame has won 15 of 25 games since the Legends Trophy was first introduced.
- ▶ Notre Dame owns a 75-47-5 (.610) all-time record against schools from the Golden State. Irish series records vs. teams from California include a 4-0 mark vs. Cal, 1-0 vs. Pacific, 1-0 vs. San Diego State, 19-11 vs. Stanford, 4-0 vs. UCLA and 46-36-5 vs. USC.

NOTRE DAME - STANFORD CONNECTIONS

- ▶ Notre Dame associate head coach and wide receivers coach **Mike Denbrock** spent the 2001 season at Stanford coaching offensive tackles and tight ends.
- ▶ Notre Dame offensive coordinator and quarterbacks coach **Mike Sanford** spent the 2007-08 and 2011-13 seasons at Stanford, first as an offensive assistant for quarterbacks and later as running backs coach, quarterbacks coach, wide receivers coach and recruiting coordinator.
- ▶ Irish running backs coach **Autry Denson** and Stanford defensive line coach **Diron Reynolds** spent the 2002 season together with the Indianapolis Colts, where Denson was still in his playing days as a running back while Reynolds was defensive quality control.
- ▶ Stanford director of athletics **Bernard Muir** worked at Notre Dame from 2000-05, ending his Irish tenure as deputy director of athletics.
- ▶ Stanford director of communications **Alan George** served at Notre Dame as an assistant from 2007-2012.

Notre Dame

Cole Luke, CB

Sam Bush, OL

Ryan Kilander, DL

Mick Assaf, WR

Brandon Wimbrush, QB

Kevin Stepherson, WR

Buster Sheridan, WR

Hometown/High School

Chandler, Ariz./Hamilton

Chandler, Ariz.

Mater Dei HS (Calif.)

Santa Margarita Catholic HS (Calif.)

Pace HS (Ga.)

Atlanta, Ga.

St. Peter's Prep (N.J.)

Jacksonville, Fla.

Chicago, Ill.

Stanford

J.J. Parson, CB

Lane Veach, OLB

David Bright, OT

Curtis Robinson, OLB

K.J. Costello, QB

Austin Maihen, OG

Denzel Franklin, SS

Anthony Trinh, OLB

Alex Robinson, P

Greg Taboada, TE

Jordan Fox, OLB

Ben Edwards, FS

Lewis Burik, ILB

2016 Stanford
Schedule & Results**Sept. 2 (Fri.)****Kansas State****Stanford, Calif.****W, 26-13****Sept. 17****USC****Stanford, Calif.****W, 27-10**

Sept. 24

at UCLA

Pasadena, Calif.

W, 22-13

Sept. 30 (Fri.)

at Washington

Seattle, Wash.

L, 6-44

Oct. 8**Washington State****Stanford, Calif.****L, 16-42**

Oct. 15

at Notre Dame

Notre Dame, Ind.

7:39 p.m.

Oct. 22**Colorado****Stanford, Calif.**

Oct. 29

at Arizona

Tucson, Ariz.

Nov. 5**Oregon State****Stanford, Calif.**

Nov. 12

at Oregon

Eugene, Ore.

Nov. 19

at California

Berkeley, Calif.

Nov. 26**Rice****Stanford, Calif.**

NOTRE DAME VS. THE PAC-12 CONFERENCE

- ▶ Notre Dame is 93-53-6 (.632) all-time against teams from the Pac-12 Conference. Stanford represents the first of two Pac-12 opponents for the Irish this season, joining USC. The Irish visit Southern Cal on Nov. 26 to conclude the regular season.
- ▶ The Irish have faced at least two Pac-12 squads every year since 1987 when they only faced USC.
- ▶ The 152 games against Pac-12 teams are the third most for the Irish against any conference. The Big Ten Conference (388) represents the most games played against Notre Dame and the ACC ranks second (204).
- ▶ Notre Dame has a winning series record against 11 of the 12 league members. Most of those games (87) have come versus USC (46-36-5), while 30 other matchups have come against Stanford (19-11). The lone losing record is against Oregon State (0-2).
- ▶ The Pac-12 and the Big Ten are the only leagues where Notre Dame has faced every current member in its gridiron history.
- ▶ The Irish are 6-4 against the Pac-12 since 2012.

Notre Dame vs. Pac-12 Conference

	Home				Away				Neutral				Overall			
	Won	Lost	Tied	Pct.	Won	Lost	Tied	Pct.	Won	Lost	Tied	Pct.	Won	Lost	Tied	Pct.
Arizona	1	1	0	.500	1	0	0	1.000	0	0	0	.000	2	1	0	.667
Arizona State	1	0	0	1.000	1	1	0	.500	1	0	0	1.000	3	1	0	.750
California	2	0	0	1.000	2	0	0	1.000	0	0	0	.000	4	0	0	1.000
Colorado	1	0	0	1.000	1	0	0	1.000	1	2	0	.333	3	2	0	.600
Oregon	1	0	0	1.000	0	0	1	.500	0	0	0	.000	1	0	1	.750
Oregon State	0	0	0	.000	0	0	0	.000	0	2	0	.000	0	2	0	.000
Stanford	12	3	0	.800	6	8	0	.429	1	0	0	1.000	19	11	0	.633
UCLA	3	0	0	1.000	1	0	0	1.000	0	0	0	.000	4	0	0	1.000
USC	25	14	1	.638	19	22	4	.467	2	0	0	1.000	46	36	5	.557
Utah	1	0	0	1.000	0	0	0	.000	0	0	0	.000	1	0	0	1.000
Washington	4	0	0	1.000	4	0	0	1.000	0	0	0	.000	8	0	0	1.000
Washington State	1	0	0	1.000	0	0	0	.000	1	0	0	1.000	2	0	0	1.000
TOTALS	52	18	1	.739	35	31	5	.528	6	4	0	.600	93	53	6	.632

ON THIS DATE

- ▶ Notre Dame is 10-5 all-time on Oct. 15. **Brian Kelly** has not coached a game at Notre Dame on this date.
- ▶ The last time the Irish played on Oct. 15 was a 34-31 loss to Southern Cal in 2005, when the top-ranked Trojans scored with three seconds left to hold off the Notre Dame upset bid.
- ▶ The most famous Notre Dame game on Oct. 15 came in 1988, when the fourth-ranked Irish took down top-ranked Miami, 31-30, at Notre Dame Stadium. **Pat Terrell** batted down a pass on a two-point attempt by the Hurricanes with 45 seconds left to seal the win for Notre Dame as the Irish went on to claim their 11th consensus national championship.


Year	Site	ND Coach	W/L/T	Score	ND Rank	Opponent	Opp. Coach	Opp. Rank
1898	Home	Hering	W	53-0	No Poll	Michigan State	Keep	No Poll
1904	Milwaukee	Salmon	L	0-58	No Poll	Wisconsin	Curtis	No Poll
1921	Away	Rockne	W	33-0	No Poll	Purdue	Dietz	No Poll
1927	Baltimore	Rockne	W	19-6	No Poll	Navy	Ingram	No Poll
1932	Home	Anderson	W	62-0	No Poll	Drake	Williams	No Poll
1938	Home	Layden	W	14-6	No Poll	Illinois	Zuppke	No Poll
1949	Home	Leahy	W	46-7	1	Tulane	Frnka	4
1955	Away	Brennan	L	7-21	4	Michigan State	Daugherty	13
1960	Home	Kuharich	L	0-21	Not Ranked	Michigan State	Daugherty	14
1966	Home	Parseghian	W	32-0	2	North Carolina	Hickey	Not Ranked
1977	Giants Stadium	Devine	W	24-0	11	Army	Smith	Not Ranked
1983	Giants Stadium	Faust	W	42-0	Not Ranked	Army	Young	Not Ranked
1988	Home	Holtz	W	31-30	4	Miami	Johnson	1
1994	Home	Holtz	L	14-21	17	BYU	Edwards	Not Ranked
2005	Home	Weis	L	31-34	9	USC	Carroll	1


NOTRE DAME IN OCTOBER

- ▶ Notre Dame is 389-95-8 (.799) all-time during the month of October.
- ▶ Notre Dame is 239-49-4 (.825) in October games at home.
- ▶ The Irish are 150-46-4 (.760) in October games away from Notre Dame Stadium.
- ▶ Notre Dame is 19-6-0 (.760) in October under head coach **Brian Kelly**. The Irish head coach owns an 11-2 mark at home during the month of October. ND has not lost a home game in October 22, 2011, when USC won 31-17.


2016 Opponents


 **TEXAS (9/4)** **2-3, 0-2 Big 12**
LAST WEEK: L, 40-45 vs. Oklahoma
THIS WEEK: vs. Iowa State (7 p.m.)
NEXT WEEK: at Kansas State


 **NEVADA (9/10)** **3-3, 1-1 MWC**
LAST WEEK: W, 27-22 vs. Fresno State
THIS WEEK: at San Jose State (10:30 p.m.)
NEXT WEEK: vs. Wyoming


 **MICHIGAN ST. (9/17)** **2-3, 0-2 Big Ten**
LAST WEEK: L, 14-31 vs. BYU
THIS WEEK: vs. Northwestern (3:30 p.m.)
NEXT WEEK: at Maryland (7:30 p.m.)


 **DUKE (9/24)** **3-3, 0-1 ACC**
LAST WEEK: W, 13-6 vs. Army
THIS WEEK: at Louisville (Fri., 7 p.m.)
NEXT WEEK: Bye

 **SYRACUSE (10/1)** **2-4, 0-2 ACC**
LAST WEEK: L, 9-28 at Wake Forest
THIS WEEK: vs. Virginia Tech (3:45 p.m.)
NEXT WEEK: at Boston College

 **NC STATE (10/8)** **4-1, 1-0 ACC**
LAST WEEK: W, 10-3 vs. Notre Dame
THIS WEEK: at Clemson (Noon)
NEXT WEEK: at Louisville

 **STANFORD (10/15)** **3-2, 2-2 Pac-12**
LAST WEEK: L, 16-42 vs. Washington State
THIS WEEK: at Notre Dame (7:39 p.m.)
NEXT WEEK: vs. Colorado

 **MIAMI (10/29)** **4-1, 1-1 ACC**
LAST WEEK: L, 19-20 vs. Florida State
THIS WEEK: vs. North Carolina (3:30 p.m.)
NEXT WEEK: at Virginia Tech (7 p.m.)

 **NAVY (11/5)** **4-1, 3-0 American**
LAST WEEK: W, 46-40 vs. Houston
THIS WEEK: at East Carolina (Fri, 7:30 p.m.)
NEXT WEEK: vs. Memphis (3:30 p.m.)

 **ARMY (11/12)** **3-2**
LAST WEEK: L, 6-13 at Duke
THIS WEEK: vs. Lafayette (Noon)
NEXT WEEK: vs. North Texas (Noon)

 **VIRGINIA TECH (11/19)** **3-1, 1-0 ACC**
LAST WEEK: W, 34-3 at North Carolina
THIS WEEK: at Syracuse (3:45)
NEXT WEEK: vs. Miami (7 p.m.)

 **USC (11/26)** **3-3, 2-2 Pac-12**
LAST WEEK: W, 21-17 vs. Colorado
THIS WEEK: at Arizona (3:30 p.m.)
NEXT WEEK: Bye

* all times are Eastern

Notre Dame's Record When...

	Kelly Career	Kelly at ND	2016
At Home	123-31-1	30-10	1-2
On The Road	90-47-1	15-13	1-2
Neutral Site Games	15-6	12-4	0-0
In Overtime	6-5	2-3	0-1
Coming off a loss	49-27	15-11	2-2
Coming off a win	165-46-1	41-16	0-2
Coming off an open date	19-2	8-1	0-0
Vs. AP top 25	21-17	11-13	0-1
Both teams are AP-ranked	11-13	7-11	0-1
Neither team is ranked	49-25	17-9	1-1
Ranked higher	55-12	33-9	0-1
Opponent is ranked higher	8-12	5-8	0-1
Vs. In-state Opponents	75-22-2	5-0	0-0
In August	5-2	2-0	0-0
In September	69-33	17-10	1-3
In October	79-23-2	19-6	1-1
In November	64-21	16-8	0-0
In December	11-2	3-1	0-0
In January	0-3	0-2	0-0
On Television	87-34*	57-27	2-4
On NBC	35-10	35-10	1-2
On NBCSN	1-0	1-0	0-0
On ABC	14-8	12-8	0-2
On ESPN	12-7	4-5	1-0
On ESPN2	8-2	1-0	0-0
On CBS	3-1	3-1	0-0
On FOX	0-3	0-3	0-0
CBS College Sports	1-0	1-0	0-0
Afternoon Games	152-58-2	34-14	2-2
Night Games	76-26	23-13	0-2
Decided By 3 or Less	42-20-2	9-8	0-2
Decided By 7 or Less	75-35-2	20-12	0-2
Scoring First	156-32	42-14	2-3
Opponent Scores First	70-52-2	15-13	0-1
Leading At Halftime	179-16	46-6	2-0
Tied At Halftime	15-3	4-1	0-0
Trailing At Halftime	32-65-2	7-20	0-4
Leading After 3 Qtrs.	190-13	45-5	1-0
Tied After 3 Qtrs.	12-6-1	4-5	0-2
Trailing After 3 Qtrs.	23-66-1	8-17	0-2
Scoring 40+ Points	83-3	15-2	1-1
Scoring 30-39 Points	63-10	17-6	1-1
Scoring 20-29 Points	59-33-1	17-11	0-1
Scoring 0-19 Points	23-38-1	8-8	0-1
Allowing 40+ Points	7-21	1-7	0-1
Allowing 30-39 Points	17-33	6-12	1-2
Allowing 20-29 Points	58-24-1	10-7	0-0
Allowing 0-19 Points	145-7-1	39-2	1-1
Outrushing Opponent	179-27-1	42-6	2-0
Getting Outrushed	45-55-1	14-21	0-4
Passing For More Yds	152-55-1	39-22	2-3
Passing For Fewer Yds	75-28-1	18-5	0-1
Outgaining Opponent	191-27-1	46-10	2-1
Getting Outgained	35-54-1	11-17	0-3
Winning Time of Poss.	124-28	35-6	2-1
Losing Time of Poss.	102-54-2	22-21	0-3
Scoring a Def./ST TD	69-9	10-5	1-0
Allowing a Def./ST TD	20-27	6-8	0-1
Fewer Penalty Yards	67-40-1	29-15	0-1
More Penalty Yards	152-41-1	27-11	2-3
Winning Turnover Battle	132-13	29-2	0-1
Losing Turnover Battle	58-49-1	17-21	1-2
Individual 100-yard rusher	104-24-1	21-7	2-0
Individual 100-yard receiver	89-31	19-14	1-1
Individual 200-yard passer	153-44-1	39-19	1-3
Opponent 100-yard rusher	43-45-1	11-17	0-4
Opponent 100-yard receiver	65-37	9-12	1-2
Opponent 200-yard passer	87-45-1	20-21	1-3

* excludes regular season games from GVSU era (unknown TV games).

Some records fail to include two contests; Nov. 16, 1991 vs. Valparaiso and Oct. 26, 1996 vs. Saginaw Valley State (detailed stats unavailable)

IRISH LOOK TO WIN BACK LEGENDS TROPHY

- ▶ Notre Dame plays five trophy games and will look to return the Legends Trophy to campus after falling to the Cardinal in last year's regular season finale. Prior to the Stanford loss, Notre Dame owned all five rivalry trophies.
- ▶ Michigan State defeated Notre Dame on Sept. 17 of this season to take the Megaphone Trophy back to East Lansing.
- ▶ The oldest of Notre Dame's game trophies is the battle for the Megaphone Trophy, which has been presented to the winner of the Notre Dame-Michigan State game since 1949. Notre Dame had possessed the Megaphone since 2011 prior to falling this year.
- ▶ The jeweled shillelagh was first presented to the winner of the Notre Dame-USC game in 1952. Notre Dame regained the jeweled shillelagh with its 41-31 win over USC on Oct. 17 at Notre Dame Stadium.
- ▶ The Shillelagh Trophy, awarded to the Notre Dame-Purdue winner, made its debut in 1957. Notre Dame has kept the Shillelagh Trophy since 2008. The most recent meeting resulted in a 30-14 Irish victory on Sept. 13, 2014, at Lucas Oil Stadium in Indianapolis.
- ▶ The Frank Leahy Memorial Bowl, named for the former head coach of both Notre Dame and Boston College, has been presented since 1975 to the winner of the game between the only two Catholic Football Bowl Subdivision members. The Irish have maintained possession of the Leahy Bowl since 2009, taking the most recent meeting, 19-16, on Nov. 21 at Fenway Park.
- ▶ The Legends Trophy has gone to the Notre Dame-Stanford victor since 1989. Cardinal won last season's game to take the trophy home.
- ▶ In addition to the five competitive trophies, the foyer outside of Kelly's office also contains Notre Dame's half of the "Rip" Miller Trophy which unites Notre Dame and Navy. The Trophy is named for **Edgar "Rip" Miller**, a member of Notre Dame's 1924 national championship team who served Navy for 48 years as a coach and administrator. Making its debut in 2011, the trophy features two identical halves which are retained by Notre Dame and Navy and reunited on game days of the longest uninterrupted intersectional rivalry in college football.

Notre Dame's Competitive Trophy Games

School	Trophy	Debut	Holder	Held Since	Next Game
Boston College	Frank Leahy Bowl	1975	ND	2009	Sept. 16, 2017 (Chestnut Hill, Mass.)
Michigan State	Megaphone Trophy	1949	MSU	2016	Sept. 23, 2017 (East Lansing, Mich.)
Purdue	Shillelagh Trophy	1957	ND	2008	TBA
Stanford	Legends Trophy	1989	Stanford	2015	Nov. 25, 2017 (Stanford, Calif.)
USC	Jeweled Shillelagh	1952	ND	2015	Nov. 26, 2016 (Los Angeles, Calif.)

IRISH AMONG COLLEGE FOOTBALL'S WINNINGEST TEAMS

▶ Notre Dame ranks as the second-winningest team in college football history based on its .7302 winning percentage over 127+ seasons of football and an 893-317-42 record during that period. Michigan ranks just ahead of the Irish at .7311 and is the only team with more overall wins at 931.

▶ Here's the NCAA top 10 teams in terms of winning percentage and total victories through three weeks of the 2016 season:

Team	Years	W	L	T	Pct.
1. Michigan	137	931	331	36	.7311
2. Notre Dame	128	894	317	42	.7302
3. Boise State (1996)	49	422	159	2	.7256
4. Ohio State@	127	880	320	53	.7235
5. Oklahoma	122	864	321	53	.7193
6. Alabama#	122	870	326	43	.7195
7. Texas	124	888	357	33	.7077
8. Nebraska	127	885	368	41	.6998
9. USC#	124	816	336	54	.6990
10. Penn State	130	860	384	42	.6851

Indicates record adjusted by action of the NCAA Committee on Infractions.

@ Indicates record adjusted by action of institution.

Team	Wins
1. Michigan	931
2. Notre Dame	894
3. Texas	888
4. Nebraska	885
5. Ohio State@	880
6. Alabama#	870
7. Oklahoma	864
8. Penn State	860
9. Tennessee	825
10. USC#	816

Indicates record adjusted by action of the NCAA Committee on Infractions.

@ Indicates record adjusted by action of institution.

IRISH ON A PRETTY GOOD RUN

- ▶ Notre Dame boasts a 41-17 record in its 58 outings since the start of the 2012 season. There are only 13 Football Bowl Subdivision teams which can beat that lofty 40-win mark during the past four years and only 13 that eclipse Notre Dame's .707 winning percentage since 2012.
- ▶ Since opening the 2011 season with an 0-2 record, Notre Dame has won 49 of its last 69 games—good for a .710 winning percentage.
- ▶ The Irish are one of 10 teams in the nation with at least eight wins in each of the last six seasons (2010-15), joining Alabama, Boise State, Florida State, LSU, Northern Illinois, Oklahoma, Oregon, Stanford and Wisconsin.
- ▶ Notre Dame's run of winning eight games in each of the past six seasons (2010-15) is its best clip since winning at least eight games for seven straight years from 1987-93.

NO TURNOVERS = VICTORIES

- ▶ Notre Dame is 19-1 under **Brian Kelly** when playing an entire game without committing a turnover.
- ▶ Notre Dame had won its last 19 games in which it failed to commit a turnover until its 50-47 double overtime loss at Texas on Sept. 4. The Irish had not previously lost a game with no turnovers since Oct. 17, 2009, when USC upended Notre Dame, 34-27.
- ▶ Notre Dame is 33-5 in its last 38 games in which it has failed to commit a turnover.
- ▶ The Irish have not committed a turnover on Opening Day for the last three years. Notre Dame did not turn the ball over against either Temple (2013), Rice (2014) or Texas (2015). The Irish have played 219:02 worth of Opening Day football since its last turnover, a Parrish Gaines interception of **Everett Golson** in the second quarter of the 2012 season opener against Navy in Dublin, Ireland.

RIGHT DOWN TO THE WIRE

- ▶ Notre Dame has become accustomed to thrilling finishes. The Irish have been involved in 47 games decided by seven points or less since the start of the 2009 campaign. In fact, 24 of the last 35 losses for the Irish have been decided by a touchdown or less, including 13 by a field goal or less.
- ▶ Notre Dame has played in 64 all-time games where the winning points have occurred in overtime or the game's final minute of regulation. Curiously, 18 have come since the 2008 season, including Notre Dame's 50-47 double overtime loss at Texas to open the season.
- ▶ At 12 seconds, the 2015 Virginia game marked the latest game-winning touchdown in regulation in Notre Dame history. The Irish did tie the 1979 Cotton Bowl against Houston when **Joe Montana** threw an eight-yard TD pass to **Kris Haines** as time expired, but the winning margin was provided by **Joe Unis'** successful extra point, making it 35-34. The Irish have won one game with an overtime TD when **Tommy Rees** hit **TJ Jones** for a seven-yard score, and 20-13 Irish win, against Stanford on Oct. 13, 2012.
- ▶ Notre Dame has played 37 games decided by a touchdown or less since the arrival of **Brian Kelly**. The Irish went 2-5 in the first seven such games under Kelly, but have since gone 19-11.
- ▶ Under Kelly, Notre Dame is 14-12 in games decided by four points or less.
- ▶ When the halftime score differential is four points or less, the Irish are 16-4 under Kelly.
- ▶ When trailing after three quarters, Kelly and the Irish own an 8-16 mark.
- ▶ Notre Dame is 22-15 in games decided by a touchdown or less under Kelly.

CHARGING OUT OF THE GATES

- ▶ A trend Notre Dame hopes continues into 2016, the Irish took advantage of fast starts last season, outscoring opponents 123-71 in the first quarter of games in 2015. While the margin is less dramatic thus far this season, the Irish do hold a 51-37 advantage in the opening quarter and Notre Dame has scored first in all five games this season.
- ▶ Notre Dame has trailed only four times over 2015-16 after the first quarter - at No. 12 Clemson (Oct. 3), at No. 9 Stanford (Nov. 28), vs. No. 6 Ohio State in the Fiesta Bowl (Jan. 1) and at NC State during Hurricane Matthew (Oct. 8).
- ▶ Notre Dame forced a three-and-out on the opening possession of its first four games last fall and has currently allowed a score on its opponent's opening possession in just seven of its last 18 games.

Starter Sheet

Offense	2016	Streak	Career
McGlinchey (RT/LT)	6	20	20
Kizer (QB)	6	17	17
Nelson (LG)	6	12	17
Folston (RB)	2	-	15
Smythe (TE)	6	7	9
Bars (LG/RT)	6	6	8
Hunter Jr. (WR)	5	4	6
St. Brown (WR)	6	6	6
Mustipher (C)	6	6	6
McGovern (RG)	6	6	6
Adams (RB)	3	2	6
A. Jones (TE)	-	-	5
Sanders (WR)	5	3	5
Luatua (TE)	-	-	4
Onwualu (WR)	-	-	4
Zaire (QB/WR)	1	-	4
Holmes (WR)	3	-	3
Weishar (TE)	-	-	2

Defense	2016	Streak	Career
Rochell (DL)	6	32	32
Luke (CB)	6	32	32
Onwualu (LB)	6	7	23
J. Jones (DL)	2	2	14
Cage (DL)	4	-	11
Tranquill (S)	6	6	10
Morgan (LB)	6	6	10
Martini (LB)	2	-	8
Tillery (DL)	6	7	9
Trumbetti (DL)	3	-	7
Coney (LB)	5	5	5
Studstill (S)	5	5	5
Butler (CB)	-	-	3
Crawford (CB)	2	-	2
Coleman (CB)	2	-	2
Vaughn (CB)	2	2	2
Love (CB)	2	2	2
Sebastian (S)	1	-	1
Watkins (CB)	-	-	1
Matuska (DL)	-	-	1

Longest Active Streaks

Rochell (DL)	32
Luke (CB)	32
McGlinchey (RT/LT)	20

Most Career Starts

Rochell (DL)	32
Luke (CB)	32
Onwualu (WR/LB)	27
McGlinchey (RT/LB)	20
Kizer (QB)	17

Career Starts By Position**—OFFENSE—**

WR	LT	LG	C	RG	RT	TE	WR	QB	WR	RB
Hunter Jr. (6)	McGlinchey (6)	Nelson (17)	Mustipher (6)	McGovern (6)	McGlinchey (14)	Smythe (9)	St. Brown (6)	Kizer (17)	Sanders (5)	Folston (15)
Onwualu (4)		Bars (2)			Bars (6)	Jones (5)	Zaire (1)	Zaire (3)	Holmes (2)	Adams (6)
						Luatua (4)				
						Weishar (2)				

—DEFENSE—

DL	DL	DL	DL	LB	LB	LB	CB	S	S	CB
Trumbetti (7)	J. Jones (14)	Tillery (9)	Rochell (32)	Martini (8)	Morgan (10)	Onwualu (23)	Butler (3)	Tranquill (10)	Studstill (5)	Luke (32)
	Cage (11)	Matuska (1)		Coney (5)			Crawford (2)		Sebastian (1)	Coleman (2)
							Vaughn (2)			Love (2)
							Watkins (1)			

Notre Dame Football By The Numbers

.730 - Notre Dame's all-time winning percentage, the second-highest in college football history.

2 - Notre Dame is one of two teams, college or professional, to have all of its games broadcast on national radio and is the only team to have all of its home games televised nationally (NBC).

6 - College Football Hall of Fame coaches - Jesse Harper, Lou Holtz, Knute Rockne, Frank Leahy, Ara Parseghian and Dan Devine.

7 - Heisman Trophy winners: Angelo Bertelli (1943), Johnny Lujack (1947), Leon Hart (1949), John Lattner (1953), Paul Hornung (1956), John Huarte (1964) and Tim Brown (1987).

9 - Notre Dame claimed the 2015 national championship for graduating its student-athletes in all sports - in the process posting the top NCAA Graduation Success Rate (GSR) figure (.98) for its student-athletes for the ninth straight year.

11 - Consensus national championships - Since the Associated Press poll began in 1936, only Alabama (10) has more AP titles than Notre Dame's eight (1943-46-47-49-66-73-77-88). The Irish also earned consensus national titles in 1924, 1929 and 1930 prior to the AP rankings.

12 - Unbeaten and untied seasons.

12 - Representatives in the Pro Football Hall of Fame.

22 - Seasons in which the team has been voted the national champion by at least one selector.

32 - Unanimous first-team All-Americans -- more than any other school (not including 2015).

35 - Bowl games in which the Irish have taken part.

43 - Irish players that have captured NFL Super Bowl titles.

44 - College Football Hall of Fame players.

67 - Notre Dame players selected in the first round of the NFL Draft.

99 - Consensus All-Americans -- more than any other school (not including 2015).

99 - Percent graduation rate among football players who enter on scholarship and remain at least four years.

108 - Out of 127 seasons in which Notre Dame has finished with a winning record.

128 - Seasons of college football (including 2016).

190 - Selections on All-America first teams.

250 - Consecutive sellouts at Notre Dame Stadium.

291 - Consecutive games televised nationally or regionally.

408 - Appearances by the Irish on network television -- more than any other school.

492 - Irish players drafted into the National Football League.

FRESH FACES IN 2016

- ▶ Notre Dame has used 21 players in their first year of eligibility this season, including 12 true freshmen.
- ▶ The season-opener against Texas saw seven first-time starters: CB **Nick Coleman**, CB **Shaun Crawford**, WR **Corey Holmes**, RG **Colin McGovern**, C **Sam Mustipher**, S **Avery Sebastian** and WR **Equanimeous St. Brown**.
- ▶ In addition, making their collegiate debuts in Austin were: DL **Daelin Hayes**, S **Devin Studstill**, CB **Shaun Crawford**, S **Jalen Elliott**, LB **Asmar Bilal**, CB **Ashton White**, CB **Julian Love**, WR **Kevin Stepherson**, LB **Josh Barajas**, S **Spencer Perry**, DL **Julian Okwara**, WR **Miles Boykin** and WR **Chase Claypool**.
- ▶ In the home opener against Nevada, three players made their first career starts in LB **Te'Von Coney**, WR **C.J. Sanders** and Studstill. Studstill went on to make his first career interception against Michigan State.
- ▶ The Duke game saw 16 Irish players make their seventh or fewer career start, while 11 Irish starters were in the lineup for the fourth time or fewer.
- ▶ The total ticked up again against Syracuse, with true freshman CB **Troy Pride, Jr.** making his debut.

KIZER'S STAR RISING AS DUAL THREAT

- ▶ Since earning the starting nod in the season opener at Texas on Sept. 4, QB **DeShone Kizer** has taken control of the Irish offense.
- ▶ Kizer ranks among the top-25 nationally in points (sixth/120), passing touchdowns (15th/14), passing efficiency (20th/156.1), rushing touchdowns (32nd/six) and passing yards (20th/1,621).
- ▶ Only Kizer, Louisville's Lamar Jackson and Texas Tech's Patrick Mahomes rank among the top 35 nationally in both passing and rushing touchdowns, while only six players rank among the top 50 in both categories.

	<i>Passing TDs</i>	<i>Rank</i>	<i>Rushing TDs</i>	<i>Rank</i>
Patrick Mahomes, Texas Tech	20	3	7	17
Lamar Jackson, Louisville	14	5	14	1
DeShone Kizer, Notre Dame	14	15	6	32
Kenny Hill, TCU	12	27	7	17
Greg Ward, Jr., Houston	11	31	6	32
Tommy Armstrong, Jr., Nebraska	9	45	5	47

- ▶ Kizer has rushed for a touchdown in 10 of his last 12 games, while he has thrown for a score in 16 of his 19 career starts. In 12 of his 19 starts, he has both thrown and rushed for a touchdown. The NC State game, played in Hurricane Matthew on Oct. 1, was the first time in his career Kizer did not account for at least one touchdown in a start.

IRISH QBs AT HOME IN MEADOWLANDS

- ▶ In piloting the Irish to a 50-33 win over Syracuse at MetLife Stadium on Oct. 1, QB **DeShone Kizer** continued a string of success by Notre Dame quarterbacks at the home of the NFL's New York Giants and Jets.
- ▶ Kizer threw for a career-best 471 yards (23-35, 3 TDs) against the Orange, the third most in school history and the most ever in an Irish victory. It was also the most by an Irish QB under head coach **Brian Kelly**. His 20.48 yards per completion were just shy of the NCAA record of 22.9 (minimum 22 completions).
- ▶ Kizer was 5-7 for 170 yards and two touchdowns in the first quarter. When coupled with QB **Everett Golson's** performance in the final three quarters of the last appearance at MetLife (a 31-15 win over Syracuse in 2014), Irish quarterbacks had a four-quarter stretch that saw them go 32-38 for 492 yards and six touchdowns.

DEFENSE SLOWS FAST START BY ORANGE

- ▶ Syracuse entered the Oct. 1 game with one of the nation's most potent offenses. The Orange got off to a fast start, recording 281 yards on the first 29 plays of the game during the first quarter, an average of 9.69 yards per game.
- ▶ The Irish D stepped-up, limiting Syracuse to just 208 yards on the final 59 plays of the game, an average of just 3.53 yards per game.
- ▶ Notre Dame forced four straight punts and a turnover on downs on Syracuse's first five drives of the second half as the Irish pulled away. The turnover on downs came on a short field, which saw SU begin the drive on the Notre Dame 34-yard line.

NYLES AHEAD

- ▶ Junior LB **Nyles Morgan** has emerged as the heart of the Irish defense, recording a team-best 51 tackles, 3.0 tackles for loss, two sacks and two pass break-ups. He added his first career fumble recovery at NC State.
- ▶ Morgan's 31 solo tackles this season are good for an average 5.2 per game. That clip ranks 50th in the country, while his 8.7 total tackles per contest rank 55th.
- ▶ Helping lead an Irish defense which improved throughout the Syracuse game, Morgan had eight tackles, one sack and 1.5 tackles for loss against the Orange.

ALMOST PERFECT BALANCE

- ▶ Notre Dame's high-flying offense remains as balanced as its quarterback. Adjusting sacks from rushing plays (as credited by the NCAA) to passing plays (as intended), the Irish have 214 running plays this season and 207 passing plays for a run play percentage of 50.8%.
- ▶ In 2015, Notre Dame had 453 running plays and 411 passing attempts for a run-play percentage of 52.4%.
- ▶ In 2014, Notre Dame had 463 passing plays and 484 rushing plays, a mere 51.1 percent lead towards runs.
- ▶ In 2013, Notre Dame had 440 rushing attempts and 429 passing attempts, giving the Irish a balanced 50.6 percent run attack. Similarly adjusting the eight sacks that the NCAA considers rushing plays, the 2013 numbers would have been even closer as Notre Dame would have 432 rushing attempts and 437 passing plays, a 50.3 percent tilt towards passing.

IRISH CASH IN ON NEVADA DURING SECOND QUARTER

- ▶ In the 39-10 victory over Nevada in the home opener, Notre Dame used a 25-point outburst in the second quarter to pull away.
- ▶ The scoring opened with a 21-yard field goal from **Justin Yoon** before the Irish finally found the endzone on a seven-yard pass from **DeShone Kizer** to **C.J. Sanders**. The Wolf Pack then made a mental error on the ensuing kickoff, resulting in an Irish safety, before WR **Kevin Stepherson** and RB **Tarean Folston** gave the Irish rushing touchdowns and a 25-0 halftime lead.
- ▶ It was Notre Dame's highest scoring quarter since hanging 28 in the second quarter of a 42-21 win at Pittsburgh in 2005.
- ▶ The safety was the first recorded by the Irish since 2003, when the Cardinal had a bad snap exit the endzone on a punt during a 57-7 Notre Dame victory.

ST. BROWN EMERGES AS BIG PLAY THREAT

- ▶ WR **Equanimeous St. Brown** had his second multi-touchdown game of the season against Syracuse in the Meadlands. The sophomore made four catches for 182 yards and two touchdowns. The scoring grabs were 79 yards and 67 yards.
- ▶ With two touchdown receptions at that distance, St. Brown became the first Irish receiver with multiple touchdown catches of at least 67 yards in one game since **Michael Floyd** in 2009.
- ▶ Floyd made touchdown catches of 70 and 88 yards in a 35-0 victory over Nevada that season.

E-Q EQUALS TREND FOR BIG OFFENSIVE OPENERS

- ▶ WR **Equanimeous St. Brown** made his first career start on opening night at Texas (Sept. 4) and proceeded to catch five passes for 75 yards and a pair of touchdowns. The second TD, a 30-yard pass from **DeShone Kizer**, proved particularly memorable as St. Brown's cartwheel into the end zone after being hit just short of the goal line became an immediate viral sensation.
- ▶ The two scores continued a recent trend for the Irish. In each of the past six season openers, a member of the Notre Dame team has scored at least two TDs. Against Texas in 2015, **Will Fuller** had two TD catches and **Josh Adams** had two TD runs. In 2014 against Rice, **Everett Golson** ran for three TDs. Facing Temple in 2013, **DaVaris Daniels** hauled in a pair of TD grabs. The 2012 opener in Ireland against Navy saw **Theo Riddick** and **George Atkinson** rush for two TDs apiece. In the 2011 opener against South Florida, **Michael Floyd** caught a pair of TDs.
- ▶ The last Irish opener without a player scoring two TDs came in a 23-12 win over Purdue in 2010 when the Irish got single TDs from **Armando Allen** and **TJ Jones**, along with three **David Ruffer** field goals.

FOUR CAPTAINS NAMED FOR 2015 SEASON

- ▶ On August 24, Notre Dame head coach **Brian Kelly** announced four captains for the 2016 team, senior wide receiver **Torii Hunter Jr.**, senior left tackle **Mike McGlinchey**, senior linebacker **James Onwualu**, and senior defensive lineman **Isaac Rochell**.
- ▶ Reflecting the national nature of Notre Dame's recruiting base, all four are from different states as Hunter hails from Texas, McGlinchey from Pennsylvania, Onwualu from Minnesota and Rochell from Georgia. The last time Notre Dame had at least four captains, all from different states came in 2009 with **Jimmy Clausen** (California), **Eric Olsen** (New York), **Kyle McCarthy** (Ohio) and **Scott Smith** (Illinois).
- ▶ It marks the first time since 2011 that a member of the Martin family has not served as a team captain. **Zack Martin**, now an All-Pro guard for the Dallas Cowboys served as a captain in 2012 and 2013 while his brother **Nick Martin**, now a center for the Houston Texans, served as a captain in 2014 and 2015. The Martins become the first pair of brothers to serve as team captains for the Notre Dame football team over multiple seasons, and are only the second brother combination in program history to be named captain along with **Bob Golic** (1978) and **Mike Golic Sr.** (1984).

HE'S NO. 1!

- ▶ New for the 2016 season, head coach **Brian Kelly** has opted not to issue the coveted uniform number one. Instead, it is being awarded in a weekly basis to the player who best represents the ideals of the program on and off of the field. Worthy candidates are nominated weekly by the team captains and are debated by the coaching and support staff with the selection revealed in the locker room following pregame warmups.
- ▶ If an offensive lineman is chosen, they are duly recognized but ineligible to wear the number one during the game itself due to NCAA rules restricting down linemen to uniform numbers ranging from 50-79. This occurred for the first time with Quenton Nelson receiving the honor against Duke.
- ▶ Following the loss to Duke, Michigan passed Notre Dame in all-time winning. As a result, the No. 1 jersey will not be awarded until the Irish move back atop the all-time winning percentage list.

Game	No. 1 Recipient	Stats
at Texas (Sept. 4)	LB James Onwualu	Eight tackles (three solo), one tackle for loss
Nevada (Sept. 10)	CB Cole Luke	Two tackles (both solo)
Michigan State (Sept. 17)	RB Josh Adams	12 rushes, 33 yards
Duke (Sept. 24)	OL Quenton Nelson	Start

TOUGH TO BEAT WHEN WINNING THE RUSHING BATTLE

- ▶ Since the start of the 2005 season, Notre Dame has won 61 of its past 67 games when recording more rushing yards than its opponent, including a 2-0 mark this season when out-gaining the opponent on the ground.
- ▶ Last season, the Irish had a 6-1 mark when out-rushing their opponent (wins over Texas, Virginia, UMass, USC, Temple and Wake Forest with a loss at Stanford).
- ▶ Seventh-year head coach **Brian Kelly** has his own fairly remarkable run when his teams outrush their opponents. He is 179-27-1 in his career and 41-6 at Notre Dame when winning the rushing battle. Notre Dame's record when outrushing the opponent the last few years:

2015	6-1	2014	5-1	2013	5-2	2012	9-1
------	-----	------	-----	------	-----	------	-----

2016 Notre Dame Honors/Awards**Josh Adams, So., RB**

Doak Walker Award Watch List

Scott Daly, Gr., LS

Phil Steele Preseason Third Team All-American

Tarean Folston, Sr., RB

Doak Walker Award Watch List

Torii Hunter Jr., Sr., WR

Team Captain

Alizé Jones, So., TE

Mackey Award Watch List

Jarron Jones, Gr., DL

Outland Trophy Watch List

DeShone Kizer, Jr., QBMaxwell Award Watch List
Walter Camp Award Watch List
Davey O'Brien Award Watch List**Mike McGlinchey, Sr., OL**Outland Trophy Watch List
USA Today Preseason Second Team All-American
CBS Sports Preseason Second Team All-American
Phil Steele Preseason Third Team All-American
Athlon Sports Preseason Fourth Team All-American
Team Captain**Quenton Nelson, Jr., OL**Sports Illustrated Preseason First Team All-American
USA Today Preseason Second Team All-American
Athlon Sports Preseason Third Team All-American**James Onwualu, Sr., LB**

Team Captain

Isaac Rochell, Sr., DLBednarik Award Watch List
Nagurski Trophy Watch List
Team Captain**Drue Tranquill, Jr., S**

Lott IMPACT Trophy Watch List

Justin Yoon, So., PK

Groza Award Watch List

Malik Zaire, Sr., QB

Maxwell Award Watch List

Notre Dame Football Replay Affiliates

Regions/Markets	Station
New York (NY/NJ/PA/Conn)	SportsNet New York (SNY)
Chicago (IL/IN/IA/WI)	Comcast SportsNet Chicago
NC/PA/DC/MD/DE/VA/WV	CSN Mid-Atlantic
Houston/TX/LA/ARK/NM	ROOT Sports Southwest
New England	CSN New England
California (Bay Area)	CSN Bay Area
Philadelphia	CSN Philadelphia
Philadelphia/Harrisburg/Pittsburgh	The Comcast Network
Oregon	CSN Northwest
Colorado	Comcast Entertainment TV (CET)
LA/TX/GA/MS/VA/AR/FL	Cox Sports Television (NOLA)
Denver	KETD-TV 53.2 Digital OTA
Indianapolis	WHMB-TV 40
Las Vegas	KEEN-TV 17
New Orleans	WHNO-TV20
Scranton/Wilkes-Barre	WQMY-TV MyTV
Tulsa	KWHB-TV47
Wichita-Hutchinson	KGPT-TV 49 & KSMI-TV 41
Honolulu	KWHE-TV14
Toledo	WMNT-TV My58
Toledo	Buckeye SportsNetwork
Rochester, NY	WRWB-TV 16/TW SpNet
Huntsville	WYAM-TV 51
Madison, WI	CW57 Sports
Colorado Springs-Pueblo	KWHS-TV 51
South Bend-Elkhart	CW25
Evansville-Jasper	WJTS-TV 27
Binghamton	WBPN-TV My 8 (LP)
St. Croix, USVI	WCVI-TV 23
Middle East (25 countries)	METV
United States (National)	Family Entertainment TV

31 affiliates (145,434,480 homes)

Inside Notre Dame Football Affiliates

Regions/Markets	Station
New York (NY/NJ/CT/PA)	SportsNet New York (SNY)
Chicago (IL/IN/IA/WI)	Comcast SportsNet Chicago
Florida	FOX Sports Sun
DC/DE/MD/NC/PA/VA/WV	CSN Mid-Atlantic
IL/IN/MO/NE/KS/IA	FOX Sports Midwest
New England	CSN New England
Houston/TX/LA/ARK/NM	ROOT Sports Southwest
California (Bay Area)	CSN Bay Area
Philadelphia	CSN Philadelphia
Phil./Harris./Pitt.	TCN Philadelphia
Mich./NWOhio/NIndiana	FOX Sports Detroit
Denver	KETD-TV53.2 Digital OTA Broadcast
Cleveland & All Ohio	SportsTime Ohio (Indians)
Pittsburgh	Root Sports Pitt (PA,WV,NY,MD,OH)
LA/TX/AR/GA/MS/VA/FL	Cox Sports Television (New Orleans)
Oregon/Washington	CSN Northwest
Indianapolis	WHMB-TV 40
Las Vegas	KEEN-TV 17
Indy/Ft.Wayne/Lafayette	Xfinity Channel 81
New Orleans	WHNO-TV 20
Wilkes Barre-Scranton	WQMY-TV/My TV
Tulsa	KWHB-TV 47
Wichita-Hutchinson	KGPT-TV 49
Honolulu	KWHE-TV 14
Toledo	WMNT-TV My58
Rochester, NY	WRWB-TV 16/Time Warner SportsNet
Huntsville	WYAM-TV 51
Madison, WI	CW57 Sports
Colorado Springs-Pueblo	KWHS-TV 51
South Bend-Elkhart	WNDU-TV 16
Evansville-Jasper	WJTS-TV 27
Binghamton	WBPN-TV My8 (LP)
Clarksburg/Mannington, WV	TKMI Broadcasting
St. Croix, USVI	WCVI-TV 23
Middle East (25 countries)	METV
United States (National)	Family Entertainment TV
Worldwide	On Demand from Xfinity
Worldwide	UND.com

38 affiliates (163,533,030 homes)

30 IS THE WAY TO CARRY THE DAY

- ▶ The number 30 has proven critical when predicting Notre Dame's overall success.
- ▶ The Irish stand at 39-9 (.813) in its last 48 games when they have run the ball at least 30 times. Notre Dame had a run of 26 consecutive games where it did not lose a game in which it had at least 30 rushing attempts snapped on Oct. 18, 2014, at No. 2 Florida State. The Irish ran the ball effectively against the Seminoles, gaining 157 yards on 35 carries (4.5 average) but lost a game for the first time when carrying the ball at least 30 times since an 18-14 defeat vs. Florida State in the 2011 Champs Sports Bowl in Orlando.
- ▶ Conversely, Notre Dame has lost its last eight games when rushing the ball less than 30 times, dating back to a 59-33 win over Air Force on Oct. 8, 2011, when the Irish ran the ball 29 times for 266 yards.
- ▶ The Irish have run the ball at least 30 times in all but one of their last 19 games, extending back to a loss at USC on Nov. 29, 2014, in which the Irish had just 25 carries against the Trojans during a loss at the Los Angeles Memorial Coliseum. The lone exception came against in the loss to Michigan State this season, when the Irish ran the ball 25 times.
- ▶ Notre Dame ran the ball at least 30 times in each of its 13 games in 2015.
- ▶ The Irish went 8-3 in 2014 when rushing the ball at least 30 times. Notre Dame carried the ball at least 30 times in each of its first 10 games along with its Music City Bowl win over No. 22 LSU.

DOUBLE CENTURY GROUND GAME

- ▶ Notre Dame is 39-5 since the start of the 2002 season when it gains 200 or more yards rushing, including 239 yards in a win over Nevada.
- ▶ Notre Dame ran for 206 yards on 46 carries in the season-opener at Texas on Sept. 4 in a rare losing effort when crossing the 200 rushing yards plateau. Notre Dame has ran for at least 200 yards in four of its last five season openers, just missing the mark in 2013 against Temple.
- ▶ The Irish opened the 2015 season by rushing for 214 yards in its 38-3 win over Texas, 253 yards at Virginia on Sept. 12, 215 against No. 14 Georgia Tech on Sept. 19 and 457 against UMass on Sept. 26.
- ▶ Last year marked the first time that Notre Dame has opened a season with four consecutive 200-yard rushing efforts since 1989 when Notre Dame reeled off 11 in a row to begin the campaign before being held to 142 yards at Miami (Fla.) on Nov. 25.
- ▶ Notre Dame rushed for 1,139 yards over its first four games of the 2015 season. It marked the most rushing yards for an Irish squad through four games since 1992 (1,264 yards).
- ▶ The Irish ran for at least 200 yards six times in 2015, posting a 5-1 record in those contests. The lone loss came at No. 9 Stanford (Nov. 28) when the Irish ran for 299 yards but lost, 38-36. The 299 rushing yards are the most surrendered by Stanford on its home field since Washington ran for 388 on Nov. 3, 2007.
- ▶ Notre Dame capped its 2014 season in style with 263 rushing yards in a Music City Bowl win over No. 22 LSU. Only Auburn and Mississippi State (both 268) ran for more yards against the Tigers last year.
- ▶ Combining that Music City Bowl sum and the first four games of 2015, it marks the first time the Irish have run for at least 200 yards in five consecutive games at any point in a season since ending the 2000 season with six straight 200-yard rushing efforts.

IRISH HANG ONTO THE FOOTBALL

- ▶ Notre Dame's running backs have established an impressive resume for holding onto the football since the arrival of head coach **Brian Kelly**. Through six games this year, running backs **Josh Adams** (81 rushes), **Dexter Williams** (27) and **Tarean Folston** (37) have combined for 145 carries without losing a fumble.
- ▶ Arguably the most impressive 2016 performance came in Hurricane Matthew at NC State. In a game featuring 10 fumbles between the two teams, Adams and Williams combined for 20 carries and did not put the ball on the ground.
- ▶ In 2015, **C.J. Prosise** (156 carries), Adams (117), Williams (21), Folston (3) and **Josh Anderson** (2) carried the ball 299 times while losing just three fumbles, one coming amidst the rains of Hurricane Joaquin at No. 12 Clemson on Oct. 3 and the other two against the nation's top-ranked defense in Boston College on Nov. 21.
- ▶ Notre Dame running backs have lost 15 fumbles over 2,183 carries since 2010, an average of just one lost fumble for every 145.5 carries.
- ▶ The Irish trio of **Cam McDaniel**, Folston and **Greg Bryant** toted the rock 316 times in 2014 and only lost a fumble twice.
- ▶ Here is a look at the success Irish running backs have had in terms of ball security since the arrival of head coach **Brian Kelly**:

Year	Carries by RBs	Fumbles Lost
2010	325	2
2011	357	3
2012	378	3
2013	383	2
2014	316	2
2015	299	3
2016	145	0
Total	2,203	15

HOME IS WHERE THE HEART IS

- ▶ The offseason addition of **Jeff Burris** to the Notre Dame football staff as a senior defensive analyst only adds to the bevy of Irish legends currently helping the 2016 team. Burris, a consensus All-American and team captain in 1993, first round NFL Draft pick by the Buffalo Bills and 10-year NFL veteran, spent the past three seasons as the assistant defensive backs coach for the Miami Dolphins.
- ▶ In 2015, three former Irish stars were added to head coach **Brian Kelly**'s staff.
- ▶ Arguably the best defensive back Notre Dame has produced, defensive backs coach **Todd Lyght** was a two-time consensus All-American and a starter on the 1988 national championship team. The fifth overall pick in the 1991 NFL Draft by the St. Louis Rams, Lyght played in the league for 12 years. He earned All-Pro accolades and won a Super Bowl ring with the Rams in Super Bowl XXXIV.
- ▶ Running backs coach **Autry Denson** was a three-year starter and two-time team Most Valuable Player, Denson starred for Notre Dame from 1995-98. He is the all-time leading rusher in school history with his 4,318 yards.

► Former Irish quarterback **Ron Powlus** rejoined the Irish last year as the program's director of player development. Powlus is charged with helping the intellectual, social and spiritual development of the team's student-athletes. He is the program's primary point of contact with the student welfare and development and academic services for student-athletes in addition to holding a role coordinating community service projects.

AMPLE DEPTH AT RUNNING BACK

► As anticipated, one of the better positional battles of preseason camp came from the running back corps where the starter for Texas was not named until the game-week selection of **Tarean Folston**.

► Folston started 10 games in 2014 and took the first snap of 2015 but would be lost for the season due to a knee injury after just three carries. Back at full-speed, Folston is ready to expand upon the form that saw him rush for 889 yards in 2014, gaining 5.1 yards per carry. He produced a quartet of 100-yard rushing efforts as a sophomore, including a 120 yards at Florida State and a career-high 149 yards against Navy.

► Sophomore **Josh Adams** stepped up after Folston's injury and set a Notre Dame freshman record by running for 835 yards in 2015. Averaging 7.1 yards per carry, Adams produced three of the top five single-game freshmen rushing performances in Irish lore, capped by his school freshman record 168 yards at Stanford. He eclipsed the 100-yard plateau in three of Notre Dame's final five games of the 2015 campaign.

► Adams reached the career 1,000 yard mark against Michigan State in his 16th career game. That marked the quickest an Irish player has reached the plateau since **Darius Walker** hit 1,000 yards in his 14th career game during the 2005 season.

► Folston and Adams have seen nearly even handoffs this season. Folston has run 32 times for 143 yards and a touchdown, while Adams has posted 184 yards on 33 attempts.

► Sophomore **Dexter Williams**, freshman **Tony Jones Jr.** and graduate student **Josh Anderson** provide extended depth at the position.

HARRY'S HEROES: OFFENSIVE LINE WILL BE STURDY AGAIN

► Under the mindful eye of coach **Harry Heistand**, the Notre Dame offensive line has seen four players selected in the first three rounds of the NFL draft over the past three years, including first rounders **Ronnie Stanley**, who went to Baltimore with the sixth overall pick in 2016, and **Zack Martin**, the 16th overall pick by the Dallas Cowboys in 2014.

► The unit aims to follow the lead of a 2015 unit which opened holes, protected passers and allowed the Irish to average 200 yards rushing and 200 yards passing per game. The Irish had not accomplished this feat since 1977. Through two games, the Irish are averaging 222.5 rushing yards and 221.5 passing yards per outing.

► Senior and team captain **Mike McGlinchey** has flipped over from starting right tackle to replace Stanley at left tackle. McGlinchey started all 13 games in 2015 and serves as a leader for this unit both on and off of the field. Senior **Hunter Bivin** brings 18 games worth of Notre Dame experience into the backup post behind McGlinchey.

► The stout **Quenton Nelson** earned a spot on Sports Illustrated's preseason All-American team and starts at left guard. The junior started 11 of the 12 games he played in last fall, ably filling the space between first-round pick Stanley at left tackle and second-round pick **Nick Martin** at center. Sophomore **Trevor Ruhland** is listed as Nelson's backup.

► Junior **Sam Mustipher** has earned the starting nod at center. Texas was his first career start after appearing in nine games last fall as a reserve and on special teams.

► The right guard position saw senior **Colin McGovern** edge out a tough challenge from sophomore **Tristen Hoge** during fall camp. McGovern made the first start of his career at Texas after playing in 10 games previously off of the bench. The nephew of former NFL running back Merrill Hoge, Tristen is also an option to see time as a backup center where he is competing with graduate student **Mark Harrell** for the role.

► Junior **Alex Bars** aims to continue to tradition of strong right tackles for the Irish, a starting role held by McGlinchey in 2015 and Stanley in both 2013 and 2014. Bars started two games at left guard last fall (wins over Navy and USC) in place of an injured Nelson before an ankle injury of his own against the Trojans prematurely ended Bars' season. Freshman **Tommy Kraemer** is slated to backup Bars.

WIDE OPEN WIDE RECEIVER POSITION

► Notre Dame has a talented yet inexperienced group of wide receivers.

► Aside from senior **Torii Hunter Jr.** (28 catches for 363 yards and two TDs in 2015), the unit entered the 2016 season combining for two career catches – an eight-yard grab by sophomore **Equanimeous St. Brown** (vs. UMass on Sept. 26) and a reception for zero yards by sophomore **C.J. Sanders** (vs. UMass on Sept. 26). The depth took another hit after Hunter made four catches for 37 yards in a score against Texas before suffering an injury and missing the Nevada game. He returned against Michigan State to make a team-leading five grabs for 95 yards.

► At Texas, Sanders caught three passes for 55 yards, including his first career receiving TD after scoring twice in 2015 on special teams. St. Brown led the Irish with five grabs for 75 yards and a pair of TDs in Austin. St. Brown also collected a touchdown pass against the Spartans.

► Junior **Corey Holmes** and sophomore **Miles Boykin** impressively proved difficult to cover on the Irish scout team last fall and will assuredly factor into the wide receiver playing mix in 2016. Both are listed as top reserves on the pre-Texas depth chart although Holmes ended up earning the start at slot receiver. Neither had a reception against the Longhorns.

► Early-enrolled freshman **Kevin Stepherson** and summer-enrolled freshmen **Chase Claypool** and **Javon McKinley** bring three of the country's most sought-after recruits into the wide receiver mix. Stepherson and Claypool each played at wide receiver at Texas with their reps increasing after Hunter was lost to an injury.

DURHAM ENDURES, LEADS TIGHT END CORPS

► Notre Dame has become "Tight End U" recently as each of the last six starting tight ends for the Irish have been NFL Draft picks, five of them being either first or second round NFL Draft picks, an esteemed roll that includes **Anthony Fasano** (2006 second round - Dallas), **John Carlson** (2008 second round - Seattle), **Kyle Rudolph** (2011 second round - Minnesota), **Tyler Eifert** (2013 first round - Cincinnati), **Troy Niklas** (2014 second round - Arizona) and **Ben Koyack** (2015 seventh round - Jacksonville).

Fighting Irish In The NFL (Updated Oct. 4)

Arizona Cardinals

WR Michael Floyd..... Season: 12 rec, 170 yds 2 TDs

TE Troy NiklasSeason: 3 games played, 1 reception

Baltimore Ravens

DE Kapron-Lewis Moore*

OT Ronnie Stanley..... Season: 5 games started

Buffalo Bills

S Robert Blanton.....Last Week: 6 tackles

Carolina Panthers

LS J. J. Jansen.....Season: 4 games played

Cincinnati Bengals

TE Tyler Eifert..... Injured

DB KeiVarae Russell

Cleveland Browns

RB George Atkinson III..... Season: 3 kick returns, 51 yards

Dallas Cowboys

OG Zack Martin..... Season: 5 games started

LB Jaylon Smith#

Detroit Lions

WR TJ Jones*

RB Theo Riddick Last week: 11 run, 49 yds, 6 rec, 3 yds, 2 TD

WR Golden Tate.....Last week: 3 rec, 39 yds

Houston Texans

WR Will Fuller Last week: 1 rec, 4 yds, 1 punt return, 14 yds

OG Nick Martin#

Indianapolis Colts

S Matthias FarleySeason: 5 games played, 2 tackles

Jacksonville Jaguars

DT Sheldon Day..... Season: 3 games played (bye week)

TE Ben Koyack.....Season: 1 game played (bye week)

Minnesota Vikings

TE Kyle Rudolph..... Season: 21 rec, 236 yds, 3 TDs

S Harrison Smith..... Last week: 6 tackles, 1 break-up

New York Giants

DE Romeo Okwara..... Season: 5 games played, tackle

DE Ishaq Williams*

Pittsburgh Steelers

OT Ryan Harris..... Season: 5 games played

DE Stephon Tuitt.....Season: 14 tackles, 1 stuff

San Diego Chargers

ILB Manti Te'o#..... Season: 14 tackles (IR after Wk. 3)

OG Chris Watt#

San Francisco 49ers

NT Ian Williams#

Seattle Seahawks

RB C.J. Proise Season: 1 Game Played

Tennessee Titans

TE Anthony Fasano Season: 5 games played, 2 rec, 11 yds

CB Cody RiggsSeason: 3 games played

Washington Redskins

S David Bruton Jr.....Season: 28 tackles, 1 sack, 2 break-ups

DT Louis Nix III*

* - Practice Squad

- Reserved/Injury List

► Head coach **Brian Kelly** will utilize a slew of options at this position in 2016. He welcomed back senior **Durham Smythe** at the top of the tight end rotation heading into the fall campaign. Smythe started at Texas and had an eight-yard catch during the contest and scored his first touchdown of the season on a 12-yard catch against Michigan State.

► Smythe started the first two games of 2015 and proved to be a dependable blocker and pass catcher before suffering an injury in the waning seconds at Virginia. He returned to the starting lineup against Ohio State in the BattleFrog Fiesta Bowl.

► Junior **Nic Weishar** made a pair of starts (at Clemson and Stanford) in place of Smythe last fall, seeing action in 12 of 13 games overall. He caught three passes on the year and proved a capable blocker.

► Junior **Tyler Luatua** is another option at tight end, playing in 10 games with a trio of starts, including the Fiesta Bowl. Senior **Jacob Matuska**, a 270-pound converted defensive lineman, will also try his hand at tight end in 2016 after having a productive fall camp.

WEALTH OF EXPERIENCE AT QUARTERBACK

► Few teams can match the level of winning experience that the Irish possess at quarterback. Notre Dame has a pair of signal callers in junior **DeShone Kizer** and senior **Malik Zaire** who started games last year against "Power 5" competition and proved victorious in those matchups.

► Notre Dame is one of just five teams nationally that returns multiple starting quarterbacks who beat a "Power 5" team in 2015. Auburn (Jeremy Johnson and Sean White), Louisville (Kyle Bolin and Lamar Jackson), Miami, Fla. (Brad Kaaya and Malik Rosier) and Texas (Jerrod Heard and Tyrone Swoopes) are the other four schools.

► Notre Dame is in this enviable position for the first time since the 2011 season when both **Dayne Crist** and **Tommy Rees** returned after leading the Irish as a starter to victories over power conference schools in 2010.

KIZER A YEAR WISER

► When **Malik Zaire** was lost for the 2015 season following an injury in the second game, **DeShone Kizer** found himself as the proverbial "next man in" and under center on the road at Virginia with the Irish trailing in the final minute. Kizer led the team on an 80-yard game-winning drive capped by a 39-yard TD pass to **Will Fuller** with 12 seconds remaining in the game.

► That play at Virginia would culminate the first of three late fourth quarter go-ahead drives engineered by the poised first-year starter, all coming on the road. At No. 21 Temple on Oct. 31, Kizer drove the Irish 75 yards, capped by a 17-yard TD pass to Will Fuller with 2:09 remaining, to lift Notre Dame to a 24-20 win. At No. 13 Stanford on Nov. 28, Kizer capped an 88-yard march to pay dirt with a two-yard TD run that put the Irish on top, 36-35, with 30 seconds to play. Unfortunately, the Cardinal would get a 45-yard game-winning field goal as time expired to claim the win.

► Another road-game highlight for Kizer came at Pittsburgh on Nov. 7 as he completed 19 of 26 passes for 262 yards with five TDs against the Panthers. The five TD passes matched the school record for a road game, most recently tied when **Tommy Rees** threw for five at Air Force on Oct. 26, 2013. The record had been set by **Brady Quinn** at Michigan State in 2006 and also accomplished twice by **Jimmy Clausen** - against Hawaii in the 2008 Hawaii Bowl and at Stanford in 2009.

► In addition to the five TD passes, Kizer also ran for a TD at Pitt. The 36 points accounted for set a school record for a road game. It tied for second-best overall, trailing only the 37 points accounted for by **Art Smith** against Loyola-Chicago on Oct. 28, 1911. Smith accounted for seven TDs in an era where they were worth five points apiece and also added two extra points.

► Kizer produced against elite foes in 2015. In five starts against ranked teams, he posted a 140.14 passer rating, including a 60.5 completion percentage, 1,381 passing yards and seven TD passes. He also ran for five other TDs, part of a 10-rushing TD season which set a single-season school record for quarterbacks.

MALIK IS ON FLEEK

► In both cases where **Malik Zaire** started a game and not been victimized by injury, he has excelled against college football royalty.

► Zaire made his first career start and earned MVP honors in the 2014 Music City Bowl victory over LSU. He completed 80 percent of his passes while also running for 96 yards and a TD.

► Under center for the 2015 season opener against Texas, Zaire wrote his name into the Irish record book as he completed 19 of 22 passes for 313 yards and three TDs in a 38-3 win over the Longhorns. He became just the fifth Notre Dame player to throw for over 300 yards on Opening Day. Zaire's completion percentage of 86.4 ranks second in school history for any game and stands as the best mark since 1984.

► Zaire's season was cut short in week two at Virginia but not before he ran for 87 yards against the Cavaliers while throwing for 115 more and a TD.

RO-SHELL GAME ALONG DEFENSIVE LINE

► Five players who have started a game on the Irish defensive line return for 2016 led by **Isaac Rochell**. The Bednarik and Nagurski Award candidate has started 28 games over the past two seasons. His 63 tackles last fall leads all returning defensive linemen, a sum which included 7.5 tackles for loss. Rochell is tied for the team lead with 4.0 tackles for loss through the first three games, while totaling 16 tackles and adding four QB hurries.

► Graduate student **Jarron Jones** returns at full-speed from an injury suffered last August that kept him out of every game except for the BattleFrog Fiesta Bowl contest against Ohio State. Jones had started 11 games in 2014, amassing 7.5 TFLs and showed flashes of his old self against the Buckeyes, pressuring J.T. Barrett into an interception that later turned into an Irish touchdown. He owns five tackles thus far.

► Junior **Daniel Cage** (seven games) and sophomore **Jerry Tillery** (three games) both bring starting experience to the defensive tackle position and top the list of candidates for starting roles both alongside and behind Jones.

► Junior **Andrew Trumbetti**, who started three of his 12 appearances in 2015, is another returning force at defensive end. He saved his best performance of the season for last, making two TFLs, including a sack, against Ohio State. Trumbetti has made four tackles this season.

► Early-enrolled freshman **Daelin Hayes** was limited in spring drills due to a high school injury but will also push for a prominent role in 2016. Hayes has played in all three games with two tackles.

HOLES TO FILL FOR HOLE-FILLING LINEBACKERS

► Senior **James Onwualu** returns for his third year starting at strongside linebacker. Onwualu recorded 38 tackles last fall, including six for a loss. The team captain is tied for the team lead with 4.0 tackles for loss, along with 18 total tackles to rank second on the team.

► Selected to wear the number one jersey for the contest, Onwualu played many snaps as a fourth down lineman in the season opener at Texas (Sept. 4) as the Irish spent most of the game in a 3-3-5 nickel. He went on to make eight tackles with one for a loss, before following with five solo tackles and two for a loss against Nevada.

► The unit must replace a pair of captains and three-year starters in **Joe Schmidt** and **Jaylon Smith**. The faces lined up to fill those roles are junior **Nyles Morgan** in the middle and junior **Greer Martini** on the weakside.

► Morgan emerged at the end of 2014 when he started four games in place of an injured Schmidt. He ended up playing in all 13 games of the 2015 season as a backup linebacker and on special teams. Morgan debuted with aplomb in 2016, making a career-high 13 tackles to lead the Irish at Texas (Sept. 4). He has paced the Irish defense with 27 tackles the first three weeks.

► Martini played in all 13 games last fall, starting four, including contests against option-based offenses in Georgia Tech and Navy. Martini made nine stops against the Midshipmen in 2015, matching his career high set against Navy in 2014.

► Notre Dame's 2015 Defensive Scout Team Player of the Year, sophomore **Asmar Bilal**, is slated to backup Martini while freshman **Jamir Jones** is poised to lineup first behind Onwualu. Bilal and Jones have both seen action in all three games.

► Sophomore **Te'von Coney** will likely see the field as well, entering 2016 as Morgan's backup. He played in 12 games as a freshman in 2015, but similar to Martini, missed all of spring practice. Coney made his first career start against Nevada, recording five solo tackles and one for a loss. On the year, he's made 17 tackles, third on the team.

DEFENSIVE BACKS MOSTLY BACK

► Four players return to the Irish secondary with starting experience while some talented newcomers will aim to leave a mark on the depth chart too.

► Senior **Cole Luke** is the veteran of the group. He has started each of the 29 games over the 2014-16 seasons at cornerback. Luke ranked among the national leaders with his 15 passes defended in 2014 and applied ample pressure on opposing receivers in 2015. Luke had a tackle for loss among his two stops in the season opener at Texas (Sept. 4) and also broke up a pass before adding two more tackles against Nevada.

► A good battle was waged in fall practice to replace **KeiVarae Russell** at the other cornerback spot between sophomores **Nick Coleman** and **Shaun Crawford**.

► Crawford won the job, but Coleman will certainly see plenty of playing time. Both ended up starting at Texas while the Irish extensively used their nickel package.

► Coleman saw action in all 13 games as a freshman, mainly on special teams. He suffered a season-ending achilles injury against Nevada after making five tackles and adding a pass break-up.

► Junior **Nick Watkins**, who started in Russell's place against Ohio State in the Fiesta Bowl, has been limited for most of fall camp following Spring surgery for a broken arm and did not play in the opener.

► Early-enrolled freshman **Devin Studstill** turned a lot of heads during a solid spring and will garner immediate playing time. He played much of the second half of the Texas game at safety before making his first career start versus Nevada. Studstill then collected his first career interception against the Spartans.

► Junior **Drue Tranquill** returns from injury in 2016. He brings veteran experience and maturity to the strong safety position. Sixth-year performer **Avery Sebastian** will also see time on the field after starting against the Longhorns.

HERE'S TO YOON!

► On the heels of a freshman All-American debut season for the Irish, **Justin Yoon** returns as a stabilizing force.
 ► Yoon made each of his last 12 field goals entering the 2016 season, not missing since Sept. 12, 2015, at Virginia. Although snapped when his first attempt at Texas on Sept. 4 was blocked, it ranks as the fourth-longest streak in school history:

Most Consecutive Field Goals Made

Player (Years)	FGs
1. David Ruffer (2009-10)	23
2. Nick Tausch (2009)	14
3. Mike Johnston (1982)	13
4. Justin Yoon (2015)	12
5. John Carney (1984-85)	10

► Yoon tallied 95 points last fall (50 PATs and 15 field goals), the most in Irish lore by a freshman, the third-most by any kicker and the ninth-most for any player regardless of position.
 ► Yoon showed a remarkable consistency to reach that high point total, successfully making 88.2% of his field goals, ranking sixth in the nation last fall and first among freshmen.
 ► Yoon's range included a 52-yard field goal against Navy on Oct. 10 which ranked the third-longest in school history and the longest nationally by a 2015 freshman.

NEWSOME'S AWESOME

► His personality is hardly quiet, but junior **Tyler Newsome** very quietly put together one of the finest seasons ever by an Irish punter in 2015.
 ► Newsome's punting average of 44.5 yards stands first in Notre Dame history with a minimum of 50 boots. Aiding this is the 52.4-yard average from the UMass game on Sept. 26, 2015, that established a single-game school record for a minimum of five punts.
 ► Newsome's 44.5-yard average ranked 15th in the nation last year but the mere average conceals his fine work in placement. Of his 55 punts, 21 (38%) found themselves inside the opponent's 20-yard line.
 ► In the 2016 season opener at Texas, his top punt went for 53 yards. He added a 53-yarder among five kicks against Nevada, giving him 23 boots of at least 50 yards in 15 career games played.
 ► He unleashed a 71-yard boot against Michigan State, just the 12th punt in school history to go over 70 yards and the longest since Hunter Smith drilled a 79-yard punt against Arizona State in 1998.

SPECIAL SPECIALISTS

► Notre Dame brings back a significant amount of special teams experience beyond merely those who will lay their feet on the ball.
 ► Graduate student **Scott Daly** is in his fourth consecutive year serving as Notre Dame's long snapper. Daly has been flawless on both long and short snaps over the past two years. He also made a critical play in the 2015 Shamrock Series win over Boston College at Fenway Park when he recovered a fumble of a muffed punt at the Eagles' four-yard line.
 ► Last fall, returner **C.J. Sanders** was one of nine players in the nation, and the only freshman, to return both a punt and a kickoff for a touchdown. The speedy wide receiver and son of former Tennessee Titans receiver Chris Sanders returns in 2016 aiming to build upon a freshman season where his 640 kickoff return yards ranked eighth for a single season in school history. He leads the Irish in all-purpose yards in 2016 with 123.3 per game.

Notre Dame Football Coaching Staff Game Day Locations

Name	Position	Game Day
Brian Kelly	Head Coach	Sideline
Mike Denbrock	Associate Head Coach/Wide Receivers	Sideline
Greg Hudson	Defensive Analyst	Sideline
Mike Sanford	Offensive Coordinator/Linebackers	Press Box
Mile Elston	Linebackers/Recruiting Coordinator	Press Box
Scott Booker	Tight Ends/Special Teams Coordinator	Sideline
Autry Denson	Running Backs	Sideline
Keith Gilmore	Defensive Line	Press Box
Harry Hiestand	Offensive Line	Sideline
Todd Lyght	Defensive Backs	Sideline

2016 Notre Dame Football Media Information

Interview requests and media access for the 2016 Notre Dame football team are administered by lead football contact Michael Bertsch and assistant football contact Michael Scholl.

CONTACT INFORMATION

Michael Bertsch mberts1@nd.edu

Office: (574) 631-8642

Cell: (574) 532-4154

Twitter: @NDSidBertschy

Michael Scholl mscholl@nd.edu

Office: (574) 631-4780

Cell: (574) 876-6248

Twitter: @MikeSchollND

BRIAN KELLY AVAILABILITY

During game weeks, Irish head coach Brian Kelly will be available for a Tuesday press conference, a Sunday conference call and an informal media briefing after practice Thursday. Media looking for the conference call numbers should contact Michael Bertsch.

TUESDAY - Noon-12:45 p.m. EDT

► Isban Auditorium at Guglielmino Athletics Complex
 ► This press conference will function as a look ahead at the upcoming weekend's opponent and other football-related issues.
 ► Coordinates: Galaxy 19 C; Transponder: 5 Slot # 3, 6MHz; Symbol Rate: 3.9787; Data Rate: 5.500; FEC: 3/4; Downlink: 3797 — Vertical (Available from 11:45-12:45 p.m. ET)

WEDNESDAY - 10:20 a.m. EDT

► Atlantic Coast Conference weekly football teleconference weeks when Notre Dame is playing an ACC opponent (Sept. 21 and 28, Oct. 5 and 26, Nov. 16)

THURSDAY - 6:30 p.m. EDT

► Post-practice at Isban Auditorium

SUNDAY - 2-2:30 p.m. EDT

► This conference call will function as a look back at the previous Saturday's game.

For accredited members of the media who want to attend the weekly press conference, contact Michael Bertsch or Michael Scholl for more information. The Guglielmino Athletics Complex is located on the east side of campus, behind the Joyce Center and the Rolfs Recreation Center and just north of LaBar Practice Complex.

The Guglielmino Athletics Complex auditorium can be accessed through the main entrance, which is located on the west side of the building (facing the main campus).

The Tuesday press conference will be streamed live (audio and video) and archived for future use on UND.com each week. A full printed transcript will be posted as well on the website.

PLAYER INTERVIEWS

WEDNESDAY - Noon EDT

Notre Dame captain/DeShone Kizer availability

The following Fighting Irish student-athletes will be available for interviews:

WR Torii Hunter Jr. (Noon), OL Mike McGlinchey (12:30 p.m.)

LB James Onwualu (12:45 p.m.), QB DeShone Kizer (1 p.m.)

WEDNESDAY - 6:45 p.m. EDT

Notre Dame student-athlete availability

The following Notre Dame student-athletes will be available for interviews: DL Isaac Rochell, LB Greer Martini, DL Jay Hayes, CB Julian Love, WR Miles Boykin, TE Durham Smythe

Highlights will be available on WatchND and UND.com.

All requests must be submitted to Michael Bertsch by 5 p.m. ET Sunday.

Irish Among 2016 National Leaders

Category	Rank	Stat	National Leader	Stat
3rd Down Conversion Pct	111	0.333	Toledo	0.568
3rd Down Conversion Pct Def.	39	0.341	Michigan	0.122
4th Down Conversion Pct	57	0.556	South Fla., Ole Miss	1.000
4th Down Conversion Pct Def.	44	0.462	South Ala., Duke, La.-Monroe	0.000
Blocked Kicks	7	2	Oklahoma St., Texas	4
Blocked Kicks Allowed	109	2	67 teams tied	0
Blocked Punts Allowed	98	1	97 teams tied	0
Completion Percentage	85	0.573	Washington St.	0.738
Fewest Penalties	63	34	Navy	11
Fewest Penalties Per Game	51	5.67	Navy	2.20
Fewest Penalty Yards	74	324	Navy	96
Fewest Penalty Yards Per Game	57	54.00	Navy	19.20
First Downs Defense	91	127	Virginia Tech	57
First Downs Offense	62	121	Texas Tech	167
Fumbles Lost	101	6	3 teams tied	0
Fumbles Recovered	96	2	Washington	12
Kickoff Return Defense	64	20.95	Memphis	14.00
Kickoff Returns	41	23.00	Air Force	37.14
Net Punting	102	35.24	Utah	48.12
Passes Had Intercepted	66	5	Western Mich.	0
Passes Intercepted	72	4	SMU	13
Passing Offense	30	282.2	Texas Tech	544.0
Passing Yards Allowed	75	236.0	Michigan	113.7
Passing Yards per Completion	10	15.39	Air Force	29.50
Punt Return Defense	122	17.67	Auburn	-1.50
Punt Returns	30	12.11	Syracuse	21.25
Red Zone Defense	46	0.792	Ohio St.	0.583
Red Zone Offense	85	0.800	4 teams tied	1.000
Rushing Defense	84	181.2	Alabama	69.2
Rushing Offense	92	149.5	New Mexico	354.0
Sacks Allowed	89	2.50	Troy	0.20
Scoring Defense	78	29.5	Michigan	10.3
Scoring Offense	49	33.7	Louisville	58.0
Tackles for Loss Allowed	62	5.83	Ohio St., Missouri	1.80
Team Passing Efficiency	34	150.21	Washington	208.37
Team Passing Efficiency Def.	100	141.84	Virginia Tech	81.71
Team Sacks	125	0.50	Ohio	4.17
Team Tackles for Loss	100	4.8	Miami (FL)	10.8
Time of Possession	68	29:27	Army West Point	36:12
Total Defense	75	417.2	Michigan	212.8
Total Offense	52	431.7	Louisville	659.2
Turnover Margin	111	-0.83	Washington	2.17
Turnovers Gained	99	6	Washington, Texas A&M	17
Turnovers Lost	101	11	Western Mich.	0

DeShone Kizer

Passing Efficiency	20	156.1
Passing TDs	15	14
Passing Yards	20	1,621
Passing Yards/Game	31	270.2
Passing Yards/Completion	7	15.59
Points	12	120
Points/Game	12	20.0
Rushing TDs	32	6
Total Offense	22	303.8
Yards/Pass Attempt	13	9.16

Equanimeous St. Brown

Receiving TDs	9	6
Receiving Yards	15	571
Receiving Yards/Game	21	95.2
Yards/Reception	17	20.93

CJ Sanders

Combined Kick Returns	12	456
Kickoff Returns	31	25.7

Nyles Morgan

Solo Tackles	50	5.2
--------------	----	-----

Jarron Jones

Blocked Kicks	3	2
---------------	---	---

Tyler Newsome

Punting	27	43.6
---------	----	------

► This fall, sophomore running back **Dexter Williams** will look to take some kickoff returns along with Sanders while fleet-footed sophomore wide receiver **Chris Finke**, a former walk-on awarded a scholarship on August 22, will backup Sanders on punt returns. Williams had a 20-yard kickoff return in the season-opener at Texas.

► Junior quarterback **Montgomery VanGorger** is poised to step in as the holder for placement kicks, a role where he served as a backup to **DeShone Kizer** in 2015, seeing action only in the win over UMass.

FOUR SPECIAL TEAMS TOUCHDOWNS

► The Irish scored four touchdowns on special teams in 2015. The Irish had not seen four special teams TD in a single season since 2000.

► The first special teams TD came at Virginia (Sept. 12) when the Irish faked a field goal and holder **DeShone Kizer** threw a seven-yard TD pass to **Durham Smythe**.

► Notre Dame's second special teams TD came on a 50-yard punt return by **C.J. Sanders** against UMass (Sept. 26).

► The third Irish special teams TD of 2015 came against USC (Oct. 17) when **Equanimeous St. Brown** blocked a punt and **Amir Carlisle** returned it five yards for a TD.

► Notre Dame's fourth special teams TD came on a 93-yard kickoff return by Sanders at Stanford (Nov. 28).

► Although not a TD, it felt like one when Notre Dame returned a blocked extra point for two points with 3:29 remaining in regulation at Texas (Sept. 4) to force overtime. **Jarron Jones** swatted away Trent Dominigue's kick and **Shaun Crawford** raced it the length of the field from there. It marked Notre Dame's first defensive extra point since **Allen Rossum** also tallied off of a blocked kick against Texas in 1995.

GREAT FOR TELEVISION

► Notre Dame has appeared on national or regional television in 295 consecutive games entering the NC State game.

► The Irish have made 412 appearances on network television -- more than any other school.

OFFICIAL NOTRE DAME FOOTBALL POSTGAME SHOW

► The Official Notre Dame Football Postgame Show will again be broadcast live following the conclusion of every Notre Dame game on News and Sports Radio WSBT 96.1 FM and 960 AM along with Sunny 101.5 FM and WatchND (WatchND.tv). The show is hosted by **Jack Nolan**, Irish All-American **Reggie Brooks** and a special former player guest host each week.

OFFICIAL BRIAN KELLY RADIO SHOW

► The **Brian Kelly** Radio Show began live at 7:30 p.m. ET on Sept. 1. University of Notre Dame football fans can attend the show at O'Rourke's in Eddy Street Commons. It will be video streamed live on WatchND at UND.com and broadcast live on WSBT 96.1 FM and 960 AM in South Bend. The show can be heard later in the week on WXNT 1430 AM in Indianapolis, WJRW 1340 AM in Grand Rapids, KOMJ 1490 AM in Fremont/Omaha, Nebraska, KCRD 98.3 FM, Dubuque, Iowa and KASR 92.7 FM in Conway/Little Rock, Arkansas. The video of the show will be archived on WatchND and an audio podcast of the show will be available on both WatchND and iTunes.

► Remaining dates for the shows are Sept. 15, 22 and 29; Oct. 6, 13 and 27; Nov. 3, 10 and 17.

► Hosted by **Jack Nolan**, "The Brian Kelly Radio Show" is a production of Fighting Irish Media.

INSIDE NOTRE DAME FOOTBALL WITH BRIAN KELLY

► Taped on Sunday afternoons, "Inside Notre Dame Football" will feature a recap of the week's contest, Notre Dame player features and more. The show can be seen locally Sunday evenings on WNDU-TV following the late local news. It will also re-air on WNDU-TV the following Saturday morning at 6:30 a.m. as well as 90 minutes prior to kickoff of Notre Dame home games. All shows can also be viewed on WatchND at UND.com starting Monday of each week. Inside Notre Dame Football airs on a total of 39 affiliates worldwide reaching nearly 164 million households.

NOTRE DAME ON NBC SPORTS NETWORK

► NBC Sports Network will air a series of documentary-style programs dedicated to the Irish, produced in conjunction with Fighting Irish Media.

► The first feature will chronicle the 1966 national championship team and debuts on NBCSN at 11:30 p.m. ET on Sept. 17, following coverage of the Michigan State game.

► The second half-hour documentary will focus on the burgeoning rivalry against Stanford, a series which has seen several dramatic finishes in recent years. This program will debut on NBCSN at 5 p.m. ET on Oct. 11.

► A half-hour special on the life of **Corey Robinson** will debut on NBCSN at 5 p.m. ET on Oct. 25. Robinson played wide receiver for the Irish from 2013-15 but will spend his senior year as a student coach along with serving as Notre Dame's student government President.

► The 2016 Shamrock Series game against Army will feature the mantra "God, Country, Notre Dame" on the Irish uniforms, a phrase which is carved in stone above the side door of Notre Dame's Basilica of the Sacred Heart. Learn more about this phrase and how it permeates through both the University and its football team on NBCSN at 5 p.m. ET on Nov. 8.

► NBCSN will also show highlights from the team's annual ECHOES gala awards show at 12:30 p.m. ET on Dec. 17.

NOTRE DAME FUTURE SCHEDULES

► The following is Notre Dame's schedule for the 2017 season:

2017 Season

Date	Opponent	Site
Sept. 2	Temple	Notre Dame Stadium (Notre Dame, Ind.)
Sept. 9	Georgia	Notre Dame Stadium (Notre Dame, Ind.)
Sept. 16	at Boston College	Alumni Stadium (Chestnut Hill, Mass.)
Sept. 23	at Michigan State	Spartan Stadium (East Lansing, Mich.)
Sept. 30	Miami (Ohio)	Notre Dame Stadium (Notre Dame, Ind.)
Oct. 7	at North Carolina	Kenan Memorial Stadium (Chapel Hill, N.C.)
Oct. 21	USC	Notre Dame Stadium (Notre Dame, Ind.)
Oct. 28	NC State	Notre Dame Stadium (Notre Dame, Ind.)
Nov. 4	Wake Forest	Notre Dame Stadium (Notre Dame, Ind.)
Nov. 11	at Miami (Fla.)	Hard Rock Stadium (Miami Gardens, Fla.)
Nov. 18	Navy	Notre Dame Stadium (Notre Dame, Ind.)
Nov. 25	at Stanford	Stanford Stadium (Stanford, Calif.)

► As the 2017 season coincides with the opening of the Campus Crossroads Project, the Shamrock Series will take a one-year hiatus, allowing for the Irish to play seven games at Notre Dame Stadium. Seven home games will match the school record established in 1988 and matched in 1999, 2006, 2007, 2009 and 2010.

► Beyond 2017, the University has announced four other marquee home-and-home series.

► While Notre Dame will play Georgia at Notre Dame Stadium on Sept. 9, 2017, the Irish will return the game, going to Sanford Stadium to play "between the hedges" on Sept. 21, 2019.

► Michigan returns to the Notre Dame football schedule on Sept. 1, 2018, when the Wolverines travel to Notre Dame Stadium. The Irish will play in Ann Arbor on Oct. 26, 2019.

► The Irish will face Ohio State in a future home-and-home series. Notre Dame will take on Ohio State on Sept. 3, 2022, at Ohio Stadium with the Buckeyes travelling to South Bend on Sept. 23, 2023.

► Notre Dame will take on Texas A&M in a home-and-home series. The Irish will face the Aggies on Aug. 31, 2024, in College Station, Texas. Texas A&M will play at Notre Dame Stadium on Sept. 27, 2025.

► As a part of its 60-game, 12-year scheduling agreement with the Atlantic Coast Conference that runs through 2025, Notre Dame will play the following ACC foes. Specific dates have been announced through the 2019 season, along with the 2021 Florida State game.

2018: Home: Syracuse (Sept. 22), Pittsburgh (Oct. 20) and Florida State (Nov. 10). Away: Virginia Tech (Oct. 13) and Wake Forest (Nov. 17).

2019: Home: Virginia (Sept. 28), Virginia Tech (Nov. 2), Boston College (Nov. 23). Away: Louisville (Sept. 2/Labor Day) and Duke (Nov. 9).

2020: Home: Clemson, Duke and Louisville. Away: Georgia Tech, Pittsburgh and Wake Forest.

2021: Home: Georgia Tech and North Carolina. Away: Florida State (Sept. 6/Labor Day), Virginia and Virginia Tech.

2022: Home: Boston College and Clemson. Away: North Carolina and Syracuse.

2023: Home: Pittsburgh and Wake Forest. Away: Clemson, Duke, Louisville and North Carolina State.

2024: Home: Florida State, Miami and Virginia. Away: Georgia Tech.

2025: Home: North Carolina State and Syracuse. Away: Boston College, Miami and Pittsburgh.

► Navy has announced that its Oct. 27, 2018, home game against the Irish will be played at Qualcomm Stadium in San Diego, California.

BLEACHER REPORT FORGES GROUND-BREAKING SOCIAL MEDIA PARTNERSHIP

► Bleacher Report, a preeminent next generation content creation company, will be Notre Dame football's exclusive social content partnership throughout the season. The B/R social team will be embedded with the Irish during the entire season to create custom content for the program's national fan base.

► The collaboration will consist of full behind-the-scenes access to Notre Dame including practice, locker room, game day activities, home and away games, travel, academic classrooms and a wide array of student and campus life. The array of content will include a weekly video feature, Facebook Live streams, short shareable social packages and game day Snapchat takeovers, distributed across Bleacher Report's website and Team Stream mobile app -- reaching more than 250 million users -- along with B/R social platforms with an audience of more than 200 million fans.

► The new content partnership will include compelling human drama pieces, player interviews, features, scripted humor skits and powerful social visuals.

CAMPUS CROSSROADS PROJECT CONSTRUCTION UNDERWAY

► Construction on the Campus Crossroads Project, a \$400 million project that will use the University of Notre Dame's iconic football stadium as a hub for new facilities supporting academic and student life initiatives, began on November 23, 2014, the day after the home finale against Louisville.

► The Campus Crossroads Project is the largest building project in the University's 172-year history, integrating the academy, student life and athletics with the construction of more than 750,000 square feet in three new buildings attached to the west, east and south sides of the University's iconic football stadium, at a projected cost of \$400 million.

► The plan features three new structures attached to and serving the stadium -- the Duncan Student Center (west side of the stadium) for student life services, including space for student organizations, a recreation center and career center; Corbett Family Hall (east side of the stadium) for the anthropology and psychology departments and a digital media center; and a south building for the Department of Music and the Sacred Music at Notre Dame program. The Duncan Student Center and Corbett Family Hall buildings also will include some 3,000 to 4,000 premium seats for the football stadium with supporting club amenities.

► The project also will enhance the football fan experience on game days. A variety of premium seating options -- both indoor and outdoor and mostly club seats -- will be available on three upper levels on the east and west sides. A hospitality area also is planned for the south end of the stadium.

► The most visible change at Notre Dame Stadium will involve the addition of a video board at the top of the south end of the venue, along with ribbon boards along the east and west sides of the stadium.

► More information about the project is available online at Crossroads.nd.edu.

**Notre Dame Football
Roster Information**

NUMERICAL			ALPHABETICAL						
No.	Name	Pos.	No.	Name	Pos.	Ht.	Wt.	Cl./Elg.^	Hometown/High School
2	*Williams, Dexter	RB	33	*Adams, Josh	RB	6-1 5/8	220	So./2	Warrington, PA/Central Bucks South
3	*Sanders, C.J.	WR	41	Agoro, Temitop	WR	6-1	185	Fr./1	Riverdale, MD/Parkdale
4	*Coney, Te'von	LB	46	*Anderson, Josh	RB	5-9	205	Gr./4	Chatsworth, CA/Notre Dame
4	VanGorder, Montgomery	QB	24	Assaf, Mick	WR	6-0	185	Fr./1	Atlanta, GA/Pace Academy
5	**Morgan, Nyles	LB	43	Ball, Brian	WR	5-11	185	So./1	Indianapolis, IN/Bishop Chatard
6	*St. Brown, Equanimeous	WR	30	Barajas, Josh	LB	6-1 5/8	240	So./1	Valparaiso, IN/Andean
7	*Watkins, Nick	CB	71	*Bars, Alex	OL	6-6	320	Jr./2	Nashville, TN/Montgomery Bell Academy
7	*Wimbush, Brandon	QB	22	Bilal, Asmar	LB	6-2	230	So./1	Indianapolis, IN/Ben Davis
8	Sebastian, Avery	S	70	*Bivin, Hunter	OL	6-5 1/2	308	Sr./3	Owensboro, KY/Apollo
9	**Zaire, Malik	QB	34	Bongiovi, Jesse	CB	5-9 1/2	194	Sr./3	Brooklyn, NY/Poly Prep
9	Hayes, Daelin	DL	55	*Bonner, Jonathan	DL	6-3	286	Jr./2	Chesterfield, MO/Parkway Central
10	Finke, Chris	WR	12	Book, Ian	QB	5-11 1/2	200	Fr./1	El Dorado Hills, CA/Oak Ridge
10	*Jones, Alizé	TE	50	Boudreaux, Parker	OL	6-2 3/4	295	Fr./1	Winter Garden, FL/Bishop Moore
11	Brent, Justin	RB	81	Boykin, Miles	WR	6-3 5/8	222	So./1	Tinley Park, IL/Providence Catholic
12	**Butler, Devin	CB	11	Brent, Justin	RB	6-1 1/2	220	Jr./2	Speedway, IN/Speedway
12	Book, Ian	QB	63	Bush, Sam	OL	6-3 1/2	305	Jr./2	Newport Beach, CA/Mater Dei
13	**Luatua, Tyler	TE	12	**Butler, Devin	CB	6-0 1/2	200	Sr./4	Washington, DC/Gonzaga
14	*Kizer, DeShone	QB	67	Byrne, Jimmy	OL	6-4	300	Jr./2	Cleveland, OH/St. Ignatius
14	Studstill, Devin	S	75	*Cage, Daniel	DL	6-0 3/4	315	Jr./3	Cincinnati, OH/Winton Woods
15	Holmes, Corey	WR	87	Centlivre, Keenan	WR	6-5 1/2	225	Jr./2	Fort Wayne, IN/Bishop Dwenger
16	**Hunter Jr., Torii	WR	43	Chererson, John	K	5-9	178	Sr./3	Erie, PA/Cathedral Prep
17	***Onwuualu, James	LB	83	Claypool, Chase	WR	6-4	220	Fr./1	Abbotsford, BC/Abbotsford
17	Henry, Nolan	QB	24	*Coleman, Nick	CB	5-11 1/2	195	So./2	Dayton, OH/Archbishop Alter
18	Pride Jr., Troy	CB	4	*Coney, Te'von	LB	6-0 3/4	235	So./2	Palm Beach Gardens, FL/Palm Beach Gardens
18	Sheridan, Buster	WR	20	Crawford, Shaun	CB	5-8 1/2	185	So./1	Lakewood, OH/St. Edward
19	*Yoon, Justin	K	61	***Daly, Scott	LS	6-1 1/2	250	Gr./4	Downers Grove, IL/South
20	Crawford, Shaun	CB	97	Dew-Treadway, Micah	DL	6-4	300	So./1	Bolingbrook, IL/Bolingbrook
21	Elliott, Jalen	S	95	Dickerson, Marquis	DL	6-1 1/2	285	Sr./3	Marianna, AR/Lee
22	Bilal, Asmar	LB	74	Eichenberg, Liam	OL	6-5 3/4	280	Fr./1	Cleveland, OH/Saint Ignatius
23	**Tranquill, Drue	S	21	Elliott, Jalen	S	5-11 3/4	195	Fr./1	Richmond, VA/Lloyd C. Bird
24	*Coleman, Nick	CB	54	Feist, Lincoln	DL	6-1 3/4	315	So./2	Rapid City, SD/St. Thomas More
24	Assaf, Mick	WR	28	*Fertitta, Nicco	S	5-8 1/4	185	So./2	Las Vegas, NV/Bishop Gorman
25	**Folston, Tarean	RB	10	Finke, Chris	WR	5-9 1/4	180	So./2	Kettering, OH/Archbishop Alter
26	Webster, Austin	WR	25	**Folston, Tarean	RB	5-9 1/2	214	Sr./3	Cocoa, FL/Cocoa
26	White, Ashton	CB	35	Hammann, Grant	WR	5-11 3/4	192	Jr./2	Dyersville, IA/Beckman
27	Love, Julian	CB	75	*Harrell, Mark	OL	6-4	306	Gr./4	Charlotte, NC/Catholic
28	*Fertitta, Nicco	S	9	Hayes, Daelin	DL	6-3 1/2	250	Fr./1	Belleville, MI/Skyline
28	Ross, Austin	RB	93	Hayes, Jay	DL	6-3	285	Jr./2	Brooklyn, NY/Poly Prep Country Day
29	Stepherson, Kevin	WR	17	Henry, Nolan	QB	6-1	195	So./2	Vancouver, WA/Union
29	Kohler, Sam	K	66	Hoge, Tristen	OL	6-4 1/4	310	So./1	Pocatello, ID/Highland
30	Barajas, Josh	LB	15	Holmes, Corey	WR	6-0 1/2	190	Jr./3	Pembroke Pines, FL/St. Thomas Aquinas
31	Perry, Spencer	S	37	Hunter, Omar	WR	5-9	195	Sr./3	Harlingen, TX/Harlingen
32	Morgan, D.J.	S	16	**Hunter Jr., Torii	WR	6-0	195	Sr./3	Prosper, TX/Prosper
33	*Adams, Josh	RB	49	Hutson, Brandon	LB	6-2 1/2	230	So./2	Battle Creek, MI/Harper Creek Community
34	Bongiovi, Jesse	CB	10	*Jones, Alizé	TE	6-4 1/2	240	So./2	Las Vegas, NV/Bishop Gorman
34	Jones Jr., Tony	RB	44	Jones, Jamir	LB	6-2 3/4	225	Fr./1	Rochester, NY/Aquinas Institute
35	Hammann, Grant	WR	94	**Jones, Jarron	DL	6-5 1/2	315	Gr./4	Rochester, NY/Aquinas Institute
35	Vaughn, Donte	CB	45	Jones, Jonathan	LB	5-11	220	Fr./1	Ocoee, FL/Oak Ridge
36	***Luke, Cole	CB	34	Jones Jr., Tony	RB	5-10 3/4	215	Fr./1	St. Petersburg, FL/IMG Academy
37	Hunter, Omar	WR	53	Kareem, Khalid	DL	6-3 3/4	270	Fr./1	Pontiac, MI/Harrison
37	Regan, Robert	S	64	Kilander, Ryan	DL	5-11 3/4	310	Jr./2	Rancho Santa Margarita, CA/Santa Margarita
38	McIntosh, Deon	WR/RB	14	*Kizer, DeShone	QB	6-4 1/4	230	Jr./2	Toledo, OH/Central Catholic
38	Schilling, Christopher	S	29	Kohler, Sam	K	6-0	175	Jr./2	Lincoln, NE/East
39	Recker, Drew	S	78	Kraemer, Tommy	OL	6-4 3/4	315	Fr./1	Cincinnati, OH/Elder
40	Murphy, Kier	LB	27	Love, Julian	CB	5-10 1/2	190	Fr./1	Westchester, IL/Nazareth Academy
40	Segobiano, Brett	RB	13	**Luatua, Tyler	TE	6-2 1/2	255	Jr./3	Paramount, CA/La Mirada
41	Thompson, Jimmy	LB	36	***Luke, Cole	CB	5-11	195	Sr./4	Chandler, AZ/Hamilton
41	Agoro, Temitop	WR	48	**Martini, Greer	LB	6-2 1/2	240	Jr./3	Cary, NC/Woodberry Forest (VA)
42	Okwara, Julian	DL	89	*Matuska, Jacob	TE	6-4 1/2	270	Sr./3	Columbus, OH/Bishop Hartley
42	Riney, Jeff	K/P	68	**McGlinchey, Mike	OL	6-7 1/2	310	Sr./3	Philadelphia, PA/William Penn Charter
43	Ball, Brian	WR	62	*McGovern, Colin	OL	6-4 1/2	310	Sr./3	New Lenox, IL/Lincoln-Way West
43	Chererson, John	K	38	McIntosh, Deon	WR/RB	5-10 3/4	180	Fr./1	Pompano Beach, FL/Cardinal Gibbons
44	Jones, Jamir	LB	88	McKinley, Javon	WR	6-1 1/2	210	Fr./1	Corona, CA/Centennial

**Notre Dame Football
Roster Information**

ALPHABETICAL

No.	Name	Pos.	Ht.	Wt.	Cl./Elg.^	Hometown/High School
96	Mokwuah, Pete	DL	6-2 3/4	317	Jr./2	Staten Island, NY/St. Joseph by-the-Sea
60	Montelus, John	OL	6-4	310	Sr./3	Everett, MA/Everett
32	Morgan, D.J.	S	6-1 1/2	200	Fr./1	Norwalk, CA/Saint John Bosco
5	**Morgan, Nyles	LB	6-0 3/4	245	Jr./3	Crete, IL/Crete-Monee
40	Murphy, Kier	LB	6-0	230	So./2	Rock Island, IL/Alleman
53	*Mustipher, Sam	OL	6-2 1/4	310	Jr./2	Olney, MD/Good Counsel
56	*Nelson, Quenton	OL	6-4 3/4	325	Jr./2	Holmdel, NJ/Red Bank Catholic
85	*Newsome, Tyler	P/K	6-2 1/2	210	Jr./2	Carrollton, GA/Carrollton
91	Ogundeji, Adetokunbo	DL	6-4	240	Fr./1	West Bloomfield, MI/Walled Lake Central
42	Okwara, Julian	DL	6-3 1/2	228	Fr./1	Charlotte, NC/Ardrey Kell
17	***Onwualu, James	LB	6-1	232	Sr./4	Saint Paul, MN/Cretin-Derham Hall
31	Perry, Spencer	S	6-3	204	Fr./1	Newnan, GA/IMG Academy (FL)
69	Plantz, Logan	OL	6-2	310	So./2	Frankfort, IL/Providence Catholic
18	Pride Jr., Troy	CB	5-11	180	Fr./1	Greer, SC/Greer Senior
39	Recker, Drew	S	5-11	205	Sr./3	Lindenhurst, IL/Lakes
37	Regan, Robert	S	6-2	200	So./2	Darien, IL/Hinsdale South
42	Riney, Jeff	K/P	5-9 3/4	175	So./2	Katy, TX/Seven Lakes
90	***Rochell, Isaac	DL	6-3 1/2	290	Sr./4	McDonough, GA/Eagle's Landing Christian
28	Ross, Austin	RB	5-10	200	Sr./3	Conyers, GA/Morgan County
49	Ross, Bailey	RB	5-10	200	Sr./3	Conyers, GA/Morgan County
57	Ruhland, Trevor	OL	6-3 1/4	300	So./1	Cary, IL/Cary-Grove Community
3	*Sanders, C.J.	WR	5-8	185	So./2	Granada Hills, CA/Notre Dame
38	Schilling, Christopher	S	5-11	205	Fr./1	Overland Park, KS/St. Thomas Aquinas
8	Sebastian, Avery	S	5-10	200	6th/4	McDonough, GA/Eagle's Landing Christian
40	Segobiano, Brett	RB	6-0	195	Fr./1	Bloomington, IL/Central Catholic
54	Shannon, John	LS	6-1 3/4	220	Fr./1	Lake Forest, IL/Loyola Academy
18	Sheridan, Buster	WR	6-3	205	Sr./3	Chicago, IL/Mount Carmel
85	Shinaver, Arion	WR	6-1	170	Fr./1	Noblesville, IN/Guerin Catholic
80	**Smythe, Durham	TE	6-4 1/2	245	Sr./3	Belton, TX/Belton
51	Spruell, Devyn	LB	6-1 1/4	240	So./2	Warren, NJ/Watchung Hills
6	*St. Brown, Equanimeous	WR	6-4	205	So./2	Anaheim, CA/Servite
29	Stepherson, Kevin	WR	6-0	181	Fr./1	Jacksonville, FL/First Coast
14	Studstill, Devin	S	6-0	198	Fr./1	Riviera Beach, FL/Palm Beach Gardens
84	Suttman, Ben	TE	6-2	240	Sr./3	Kettering, OH/Archbishop Alter
58	Taylor, Elijah	DL	6-2 3/4	285	So./1	Cincinnati, OH/Moeller
41	Thompson, Jimmy	LB	6-0	215	So./2	Hinsdale, IL/Central
77	Tiassum, Brandon	DL	6-3 1/2	302	So./1	Indianapolis, IN/Park Tudor
99	*Tillery, Jerry	DL	6-6 1/2	310	So./2	Shreveport, LA/Evangel Christian Academy
23	**Tranquill, Drue	S	6-1 1/2	225	Jr./2	Fort Wayne, IN/Carroll
98	**Trumbetti, Andrew	DL	6-3 1/2	255	Jr./3	Demarest, NJ/Northern Valley Regional
4	VanGorder, Montgomery	QB	6-0 1/4	215	Jr./2	Buford, GA/Buford
35	Vaughn, Donte	CB	6-2	200	Fr./1	Memphis, TN/Whitehaven
7	*Watkins, Nick	CB	6-0 1/4	200	Jr./3	DeSoto, TX/Bishop Dunne
26	Webster, Austin	WR	5-11 1/4	195	Jr./2	Beverly Hills, CA/Windward
82	*Weishar, Nic	TE	6-4	240	Jr./2	Midlothian, IL/Marist
26	White, Ashton	CB	5-10 3/4	195	So./1	Clinton, MD/Bishop McNamara
2	*Williams, Dexter	RB	5-10 3/4	210	So./2	Winter Garden, FL/West Orange
7	*Wimbush, Brandon	QB	6-1	225	So./2	Teaneck, NJ/St. Peter's Prep
19	*Yoon, Justin	K	5-9 3/4	190	So./2	Nashville, TN/Milton Academy (MA)
9	**Zaire, Malik	QB	6-0	225	Sr./3	Kettering, OH/Archbishop Alter

^ Class (academic year)/Eligibility (athletic season) for the 2016 campaign

* Number of monograms earned

NUMERICAL

No.	Name	Pos.
45	Jones, Jonathan	LB
46	*Anderson, Josh	RB
48	**Martini, Greer	LB
49	Hutson, Brandon	LB
49	Ross, Bailey	RB
50	Boudreaux, Parker	OL
51	Spruell, Devyn	LB
53	Kareem, Khalid	DL
53	*Mustipher, Sam	OL
54	Feist, Lincoln	DL
54	Shannon, John	LS
55	*Bonner, Jonathan	DL
56	*Nelson, Quenton	OL
57	Ruhland, Trevor	OL
58	Taylor, Elijah	DL
60	Montelus, John	OL
61	***Daly, Scott	LS
62	*McGovern, Colin	OL
63	Bush, Sam	OL
64	Kilander, Ryan	DL
66	Hoge, Tristen	OL
67	Byrne, Jimmy	OL
68	**McGlinchey, Mike	OL
69	Plantz, Logan	OL
70	*Bivin, Hunter	OL
71	*Bars, Alex	OL
74	Eichenberg, Liam	OL
75	*Cage, Daniel	DL
75	*Harrell, Mark	OL
77	Tiassum, Brandon	DL
78	Kraemer, Tommy	OL
80	**Smythe, Durham	TE
81	Boykin, Miles	WR
82	*Weishar, Nic	TE
83	Claypool, Chase	WR
84	Suttman, Ben	TE
85	*Newsome, Tyler	P/K
85	Shinaver, Arion	WR
87	Centlivre, Keenan	WR
88	McKinley, Javon	WR
89	*Matuska, Jacob	TE
90	***Rochell, Isaac	DL
91	Ogundeji, Adetokunbo	DL
93	Hayes, Jay	DL
94	**Jones, Jarron	DL
95	Dickerson, Marquis	DL
96	Mokwuah, Pete	DL
97	Dew-Treadway, Micah	DL
98	**Trumbetti, Andrew	DL
99	*Tillery, Jerry	DL

PRONUNCIATION GUIDE

Assaf, Mick – Ace-saf	Fertitta, Nicco – fur-TEE-tah, KNEE-coh	Matuska, Jacob – muh-TUSK-uh	Regan, Robert – ray-gan
Barajas, Josh – buh-ra-haas	Finke, Chris – fink	McGlinchey, Mike – muh-GLINCH-ee	Riney, Jeff – rinny
Bilal, Asmar – bill-LAWL, az-MAR	Folston, Tarean – TAR-ee-an	McGovern, Colin – muh-GUV-earn	Segobiano, Brett – Say-gob-ee-an-oh
Bivin, Hunter – biv-un	Hammann, Grant – ham-in	Mokwuah, Peter – mock-wuh	Shinaver, Arion – Shin-uh-ver, R-E-on
Bongiovi, Jesse – bon-JOE-Vee	Harrell, Mark – HAIR-el	Montelus, John – MONT-uh-Iuss	St. Brown, Equanimeous – eck-wah-nihm-ee-ous
Centlivre, Keenan – CENT-liver	Hayes, Daelin – DAY-lun	Murphy, Kier – keer	Spruell, Devyn – spru-well
Cherson, John – chair-UH-son	Hoge, Tristen – hodge	Ogundeji, Adetokunbo – O-kin-dee-gee, Ah-duh-	Tiassum, Brandon – tee-ah-sum
Coney, Te'von – tay-von	Jones, Jarron – juh-RON	koon-bo	Weishar, Nic – wish-err
Feist, Lincoln – fyst	Kareem, Khalid – Kuh-lid	Onwualu, James – on-WALL-ew	Zaire, Malik – zy-EAR, muh-LEEK

**Notre Dame Football
Two-Deep Depth Chart**

Notre Dame Offense

WR	6	*Equanimeous St. Brown	6-5	205	So./2
	81	Miles Boykin	6-3 5/8	222	So./1
	83	Chase Claypool	6-4	220	Fr./1
WR	3	*C.J. Sanders	5-8	185	So./2
	15	Corey Holmes	6-0 1/2	190	Jr./3
	10	Chris Finke	5-9 1/4	180	So./1
LT	68	**MIKE MCGLINCHEY	6-7 1/2	310	Sr./3
	70	*Hunter Bivin	6-5 1/2	308	Sr./3
LG	56	*QUENTON NELSON	6-4 3/4	325	Jr./2
	57	Trevor Ruhland	6-3 1/4	300	So./1
C	53	*Sam Mustipher	6-2 1/4	310	Jr./2
	75	*Mark Harrell	6-4	306	Gr./4
RG	62	*Colin McGovern	6-4 1/2	310	Sr./3
	66	Tristen Hoge	6-4 1/4	310	So./1
RT	71	*Alex Bars	6-6	320	Jr./2
	78	Tommy Kraemer	6-4 3/4	315	Fr./1
TE	80	**Durham Smythe	6-4 1/2	245	Sr./3
	82	*Nic Weishar	6-4	240	Jr./2
	13	**Tyler Luatua	6-2 1/2	255	Jr./3
or	89	*Jacob Matuska	6-4 1/2	270	Sr./3
WR	16	**Torii Hunter Jr.	6-0	195	Sr./3
	29	Kevin Stepherson	6-0	181	Fr./1
	88	Javon McKinley	6-1 1/2	210	Fr./1
QB	14	*DESHONE KIZER	6-4 1/4	230	Jr./2
	9	**Malik Zaire	6-0	225	Sr./3
	7	*Brandon Wimbush	6-1	225	So./2
RB	33	*Josh Adams	6-1 5/8	220	So./2
	25	**Tarean Folston	5-9 1/2	214	Sr./3
or	2	*Dexter Williams	5-10 3/4	210	So./2

Notre Dame Special Teams

KO	19	*Justin Yoon	5-9 3/4	190	So./2
	85	*Tyler Newsome	6-2 1/2	210	Jr./2
PK	19	*Justin Yoon	5-9 3/4	190	So./2
	85	*Tyler Newsome	6-2 1/2	210	Jr./2
P	85	*Tyler Newsome	6-2 1/2	210	Jr./2
	42	Jeff Riney	5-9 3/4	175	So./2
LS	61	***Scott Daly	6-1 1/2	250	Gr./4
	54	John Shannon	6-1 3/4	220	Fr./1

Notre Dame Defense

DL	98	**Andrew Trumbetti	6-3 1/2	255	Jr./3
	9	Daelin Hayes	6-3 1/2	250	Fr./1
or	93	Jay Hayes	6-3	285	Jr./2
DL	75	*DANIEL CAGE	6-0 3/4	315	Jr./3
or	94	**Jarron Jones	6-5 1/2	315	Gr./4
	96	Pete Mokwuah	6-2 3/4	317	Jr./2
DL	99	*Jerry Tillery	6-6 1/2	310	So./2
	58	Elijah Taylor	6-2 3/4	285	So./1
	53	Khalid Kareem	6-3 3/4	270	Fr./1
DL	90	***ISAAC ROCHELL	6-3 1/2	290	Sr./4
	55	*Jonathan Bonner	6-3	286	Jr./2
	42	Julian Okwara	6-3 1/2	228	Fr./1
LB	5	**Nyles Morgan	6-0 3/4	245	Jr./3
	48	**Greer Martini	6-2 1/2	240	Jr./3
LB	17	***JAMES ONWUALU	6-1	232	Sr./4
	44	Jamir Jones	6-2 1/2	225	Fr./1
LB	4	*Te'von Coney	6-1	235	So./2
	22	Asmar Bilal	6-2	230	So./1
CB	27	Julian Love	5-10 1/2	190	Fr./1
	35	Donte Vaughn	6-2	200	Fr./1
	26	Ashton White	5-10 3/4	195	So./1
S	23	**Drue Tranquill	6-1 1/2	225	Jr./2
	21	Jalen Elliott	5-11 3/4	195	Fr./1
	31	Spencer Perry	6-3	204	Fr./1
S	14	Devin Studstill	6-0	198	Fr./1
	28	*Nicco Fertitta	5-8 1/4	185	So./2
	8	Avery Sebastian	5-10	200	6th/4
CB	36	***COLE LUKE	5-11	195	Sr./4
	18	Troy Pride Jr.	5-11	180	Fr./1
	24	*Nick Coleman	5-11 1/2	195	So./2

Notre Dame Special Teams

HLD	4	Montgomery VanGorder	6-0 1/4	215	Jr./2
	14	DeShone Kizer	6-4 1/4	230	Jr./2
PR	3	*C.J. Sanders	5-8	185	So./2
	10	Chris Finke	5-9 1/4	180	So./1
KR	3	*C.J. Sanders	5-8	185	So./2
	10	Chris Finke	5-9 1/4	180	So./1

Class (academic year)/Eligibility (athletic season)

* Number of monograms earned

ALL CAPS - returning starter from 2015

Positions with "or" are listed alphabetically

The Last Time

NOTRE DAME

Rushing

Had 400 or more yards:	vs. Massachusetts, 2015 (457)
Had 300 or more yards:	vs. Miami (Fla.), 2012 (376)
Had 70 or more rushing attempts:	vs. Michigan State, 1991 (76)
Had 60 or more rushing attempts:	vs. Navy, 2007 (63)
Had 50 or more rushing attempts:	vs. Massachusetts, 2015 (51)
Had eight or more rush TDs:	vs. Pittsburgh, 1965 (9)
Had seven rush TDs:	vs. Navy, 2011 (7)
Had six rush TDs:	vs. Massachusetts, 2015 (6)
Had five rush TDs:	vs. Miami (Fla.), 2012 (5)
Had four rush TDs:	vs. Navy, 2015 (4)
Had two players with 100 rush yards in a game:	at Stanford, 2015 (Josh Adams 168, DeShone Kizer 128)

Passing

Had 500 or more yards:	at USC, 1970 (526)
Had 400-499 yards:	vs. Syracuse, 2016 (471)
Had 300-399 yards:	vs. Duke, 2016 (381)
Had 50 or more pass attempts:	at Florida State, 2014 (52)
Had 40-49 pass attempts:	vs. Northwestern, 2014 (40)
Had 30-39 pass attempts:	vs. Syracuse, 2016 (35)
Had 35-39 pass completions:	at Clemson, 2015 (35)
Had 30-34 pass completions:	at Florida State, 2014 (31)
Had 25-29 pass completions:	vs. Purdue, 2014 (25)
Had six or more passing TDs:	vs. BYU, 2005 (6)
Had five or more passing TDs:	at Texas, 2016 (5)
Had four or more passing TDs:	vs. Syracuse, 2014 (4)
Had three or more passing TDs:	vs. Syracuse, 2016 (3)
Had five or more passes intercepted:	vs. USC, 1967 (7)
Had four or more passes intercepted:	at Arizona State, 2014 (4)
Had three or more passes intercepted:	vs. Boston College, 2015 (3)

Receiving

Had two players with 100 receiving yards in a game:	vs. Boston College, 2015 (Chris Brown - 104, Amir Carlisle - 101)
Had a player with over 150 receiving yards in a game:	vs. Syracuse, 2016 (Equanimeous St. Brown - 182)
Had two players with 10 catches in a game:	vs. BYU, 2005 (Maurice Stovall - 14, Jeff Samardzija - 10)

Combination Offense

Had a 400-yard passer and 100-yard rusher in a game:	vs. Syracuse, 2016 (DeShone Kizer - 471, Josh Adams - 102)
Had a 300-yard passer and 100-yard rusher in a game:	vs. Syracuse, 2016 (DeShone Kizer - 471, Josh Adams - 102)
Had a 400-yard passer and 100-yard receiver in a game:	vs. Syracuse, 2016 (DeShone Kizer - 471, Equanimeous St. Brown - 182)
Had a 300-yard passer and 100-yard receiver in a game:	vs. Syracuse, 2016 (DeShone Kizer - 471, Equanimeous St. Brown - 182)
Had a 400-yard passer, 100-yard rusher and 100-yard receiver in a game:	vs. Syracuse, 2016 (DeShone Kizer - 471, Josh Adams - 102, Equanimeous St. Brown - 182)
Had a 300-yard passer, 100-yard rusher and 100-yard receiver in a game:	vs. Syracuse, 2016 (DeShone Kizer - 471, Josh Adams - 102, Equanimeous St. Brown - 182)
Had a 200-yard passer, 100-yard rusher and 100-yard receiver in a game:	vs. Syracuse, 2016 (DeShone Kizer - 471, Josh Adams - 102, Equanimeous St. Brown - 182)
Had a 400-yard passer and 100-yard rusher in a game:	vs. Syracuse, 2016 (DeShone Kizer - 471, Josh Adams - 102)
Had a 300-yard passer and 100-yard rusher in a game:	vs. Syracuse, 2016 (DeShone Kizer - 471, Josh Adams - 102)
Had a 200-yard passer and 100-yard rusher in a game:	vs. Syracuse, 2016 (DeShone Kizer - 471, Josh Adams - 102)
Had a 100-yard receiver and 100-yard rusher in a game:	vs. Syracuse, 2016 (Equanimeous St. Brown - 182, Josh Adams - 102)

Total Offense

Had 600 or more yards total offense:	vs. Syracuse, 2016 (654)
Had 500-599 yards total offense:	vs. Duke, 2016 (534)
Had 400-499 yards total offense:	vs. Michigan State, 2016 (401)
Had 100 or more plays total offense:	vs. Pittsburgh, 2012 (104)

Had 85-99 plays total offense:	at Florida State, 2014 (87)
Had 75-84 plays total offense:	at Texas, 2016 (76)

Scoring

Scored 60 or more points:	vs. Massachusetts, 2015 (62)
Scored 50-59 points:	vs. Syracuse, 2016 (50)
Scored 40-49 points:	at Texas, 2016 (47)
Scored 30-39 points:	vs. Duke, 2016 (35)
Scored a two-point conversion:	at Virginia, 2015
Allowed 60 or more points:	Never
Allowed 50-59 points:	at Texas, 2016 (50)
Allowed 40-49 points:	vs. Ohio State, 2015 (44)
Allowed 30-39 points:	vs. Syracuse, 2016 (33)
Was held scoreless:	at Boston College, 2008 (17-0)
Was held scoreless at home:	USC, 2007 (38-0)
Was held scoreless on the road:	at Boston College, 2008 (17-0)
Was held without offensive touchdown:	at NC State, 2016 (10-3)
Was held without offensive touchdown on the road:	at NC State, 2016 (10-3)
Was held without offensive touchdown at home:	vs. USC, 2007 (38-0)
Held opponent scoreless:	vs. Michigan, 2014 (31-0)
Held opponent scoreless at home:	vs. Michigan, 2014 (31-0)
Held opponent scoreless on the road:	at Purdue, 1993 (17-0)
Held opponent without offensive touchdown:	at NC State, 2016 (10-3)
Held opponent without offensive touchdown on the road:	at NC State, 2016 (10-3)
Held opponent without offensive touchdown at home:	vs. Texas, 2015 (38-3)
Held opponent scoreless at neutral site:	vs. Maryland (Giants Stadium - East Rutherford, NJ), 2002 (22-0)
Held two or more opponents scoreless in a season:	2002 vs. Maryland (22-0) vs. Rutgers (42-0)
Held three or more opponents scoreless in a season:	1976 vs. Purdue (23-0) at Northwestern (49-0), vs. Oregon (41-0)
Held four or more opponents scoreless in a season:	1966 vs. Army (35-0) vs. North Carolina (32-0), at Oklahoma (38-0), vs. Pittsburgh (40-0) vs. Duke (64-0), at USC (51-0)
Held five or more opponents scoreless in a season:	1966 vs. Army (35-0) vs. North Carolina (32-0), at Oklahoma (38-0), vs. Pittsburgh (40-0) vs. Duke (64-0), at USC (51-0)
Held six or more opponents scoreless in a season:	1966 vs. Army (35-0) vs. North Carolina (32-0), at Oklahoma (38-0), vs. Pittsburgh (40-0) vs. Duke (64-0), at USC (51-0)
Had multiple players with multiple TDs in a game:	vs. Texas, 2015 (Josh Adams - 2, Will Fuller - 2)

Turnovers

Did not commit a turnover:	at Texas, 2016
Committed six or more turnovers:	vs. Navy, 1984 (6)
Committed five turnovers:	vs. Boston College, 2015 (5)
Lost four or more fumbles:	vs. Michigan State, 1999 (4)
Lost three fumbles:	at Clemson, 2015 (3)
Recorded six or more takeaways:	vs. Michigan, 2012 (6)
Recorded five takeaways:	vs. Boston College, 2009 (5)
Returned two or more interceptions for TDs:	vs. Stanford, 2002 (2) (Shane Walton - 18 yards, Courtney Watson - 34 yards)
Returned an interception for a TD:	vs. Wake Forest, 2015 (1) (Andrew Trumbetti - 28 yards)
Returned a fumble for a TD:	vs. Northwestern, 2012 (1) (Austin Collinsworth - 32 yards)

Defense

Held opponent 50 or fewer rushing yards:	at Florida State, 2014 (50)
Held opponent to 100 or fewer passing yards:	at NC State, 2016 (41)
Held opponent to 101-200 passing yards:	at Temple, 2015 (188)
Held opponent to 201-300 yards total offense:	vs. Nevada, 2016 (300)
Held opponent to 200 or fewer yards total offense:	at NC State, 2016 (198)
Intercepted five or more passes:	vs. Michigan, 2012 (5)
Intercepted four passes:	vs. Rutgers (Pinstripe Bowl), 2013 (4)
Intercepted three passes:	vs. Michigan, 2014 (3)
Forced five or more fumbles:	vs. Washington, 2004 (5)
Forced four fumbles:	at UCLA, 2007 (4)
Forced three fumbles:	at NC State, 2016 (3)

The Last Time

Scored a safety:	vs. Nevada, 2016
Recorded nine or more sacks:	vs. Rutgers, 1996 (9)
Recorded eight sacks:	vs. Hawai'i (Hawai'i Bowl), 2008 (8)
Recorded seven sacks:	at Stanford, 2005 (7)
Recorded six sacks:	vs. Arizona State, 2013 (6)
Recorded five sacks:	at Boston College, 2012 (5)
Held opponent to 10 or fewer first downs:	vs. Texas, 2015 (8)

Special Teams

Returned a punt for a TD:	vs. Massachusetts, 2015 (C.J. Sanders, 50 yards)
Returned a blocked punt for a TD:	vs. USC, 2015 (Amir Carlisle, 5 yards)
Returned a kickoff for a TD:	vs. Syracuse, 2016 (C.J. Sanders, 93 yards)
Returned a blocked FG for a TD:	at Air Force, 2006 (Terrail Lambert, 76 yards)
Blocked a punt:	vs. USC, 2015 (Equinameous St. Brown)
Punted 10 or more times:	USC, 2007 (10)
Did not punt:	vs. Navy, 2013
Blocked a field goal:	vs. LSU (Music City Bowl), 2014 (Isaac Rochell)
Had a field goal blocked:	at Texas, 2016
Blocked a PAT kick:	vs. Syracuse, 2016 (Jarron Jones)
Scored on a blocked PAT attempt:	vs. Syracuse, 2016 (Cole Luke)
Missed a kicking PAT:	vs. Nevada, 2016
Had a kicking PAT blocked:	vs. Northwestern, 2014
Opponent scored on a blocked PAT attempt:	vs. Northwestern, 2014
Had a punt blocked:	at NC State, 2016

Miscellaneous

Had 30 or more first downs:	vs. Massachusetts, 2015 (30)
Had 25-29 first downs:	vs. Syracuse, 2016 (25)
Had 20-24 first downs:	vs. Duke, 2016 (24)
Was not penalized:	at LSU, 1997
Had 10 or more penalties:	North Carolina, 2014 (10)
Had 120 or more yards in penalties:	at Rutgers, 2000 (120)
Had 40 minutes or more of possession time:	vs. Washington State, 2009 (40:54)
Had 35-40 minutes of possession time:	vs. Texas, 2015 (39:10)
Was involved in a tie game:	at USC, 1994 (17-17)
Was involved in an overtime game:	at Texas, 2016 (47-50)
Was involved in a double overtime game:	at Texas, 2016 (47-50)
Was involved in a triple overtime game:	vs. Pittsburgh, 2012 (29-26)
Was involved in a quadruple overtime game:	vs. Pittsburgh, 2008 (33-36)

A NOTRE DAME PLAYER

Rushing

Rushed for 250-299 yards:	Julius Jones at Pittsburgh, 2003 (262)
Rushed for 200-249 yards:	Julius Jones at Stanford, 2003 (218)
Rushed for 175-199 yards:	C.J. Prorise vs. Georgia Tech, 2015 (198)
Rushed for 150-174 yards:	Josh Adams at Stanford, 2015 (168)
Rushed for 125-149 yards:	DeShone Kizer at Stanford, 2015 (128)
Rushed for 100-124 yards:	Josh Adams vs. Syracuse, 2016 (102)
Quarterback rushed for 100 or more yards:	DeShone Kizer at Stanford, 2015 (128)
Rushed 40 or more times:	Allen Pinkett at LSU, 1984 (40)
Rushed 35-39 times:	Julius Jones vs. BYU, 2003 (35)
Rushed 30-34 times:	James Aldridge vs. Navy, 2007 (32)
Rushed 25-29 times:	Cierre Wood vs. Boston College, 2011 (26)
Rushed for four or more TDs:	Emmett Mosley vs. Navy, 1994 (4)
Rushed for three TDs:	C.J. Prorise vs. Navy, 2015 (3)
Rushed for two TDs:	DeShone Kizer vs. Michigan State, 2016 (2)
Had a run of 90 yards or more:	Josh Adams vs. Wake Forest, 2015 (98)
Had a run of 80-89 yards:	Robert Farmer vs. Boston College, 1996 (91)
Had a run of 70-79 yards:	DeShone Kizer at Temple, 2015 (79)
Had a run of 60-69 yards:	Josh Adams at Stanford, 2015 (62)
Had a run of 50-59 yards:	Dexter Williams vs. Syracuse, 2016 (59)

Passing

Passed for 500 or more yards:	Joe Theismann at USC, 1970 (526)
Passed for 400-499 yards:	DeShone Kizer vs. Syracuse, 2016 (471)
Passed for 300-399 yards:	DeShone Kizer vs. Duke, 2016 (381)
Attempted 50 or more passes:	Everett Golson at Florida State, 2014 (52)
Attempted 40-49 passes:	Everett Golson vs. Northwestern, 2014 (40)
Attempted 30-39 passes:	DeShone Kizer vs. Syracuse, 2016 (35)
Completed 30 or more passes:	Everett Golson at Florida State, 2014 (31)

Completed 20-29 passes:	DeShone Kizer vs. Syracuse, 2016 (23)
Threw six TDs:	Brady Quinn vs. BYU, 2005 (6)
Threw five or more TDs:	DeShone Kizer at Texas, 2016 (5)
Threw four or more TDs:	Everett Golson vs. Syracuse, 2014 (4)
Threw three or more TDs:	DeShone Kizer vs. Syracuse, 2016 (3)
Threw five or more interceptions:	Terry Hanratty vs. USC, 1967 (5)
Threw four interceptions:	Everett Golson at Arizona State, 2014 (4)
Threw three interceptions:	Tommy Rees vs. Boston College, 2015 (3)
Completed a pass of 90 yards or more:	Dayne Crist vs. Michigan, 2010 (95)
Completed a pass of 80-89 yards:	DeShone Kizer vs. Ohio State (Fiesta Bowl), 2015 (81)
Completed a pass of 70-79 yards:	DeShone Kizer vs. Syracuse, 2016 (79)
Completed a pass of 60-69 yards:	DeShone Kizer vs. Syracuse, 2016 (67)
Completed a pass of 50-59 yards:	DeShone Kizer vs. Syracuse, 2016 (54)

Receiving

Caught 15 or more passes:	Never
Caught 10-14 passes:	Michael Floyd vs. Boston College, 2011 (10)
Caught seven to nine passes:	Amir Carlisle vs. Boston College, 2015 (7)
Had 200 or more yards receiving:	Golden Tate at Stanford, 2009 (201)
Had 175-199 yards receiving:	Equanimeous St. Brown vs. Syracuse, 2016 (182)
Had 150-174 yards receiving:	Will Fuller at Pittsburgh, 2015 (152)
Had 100-149 yards receiving:	Equanimeous St. Brown vs. Duke, 2016 (116)
Caught four or more TDs:	Maurice Stovall vs. BYU, 2005 (4)
Caught three TDs:	Will Fuller at Pittsburgh, 2015 (3)
Caught two TDs:	Equanimeous St. Brown vs. Syracuse, 2016 (2)

Total Offense

Had 500 or more yards total offense:	Joe Theismann at USC, 1970 (512)
Had 400-499 yards total offense:	DeShone Kizer vs. Syracuse, 2016 (472)
Had 100 yards both passing and rushing:	DeShone Kizer at Stanford, 2015 (234 passing, 128 rushing)

Scoring

Accounted for six or more touchdowns:	DeShone Kizer at Texas, 2016 (1 rushing, 5 passing)
Accounted for five touchdowns:	Everett Golson vs. Rice, 2014 (3 rushing, 2 passing)
Accounted for four touchdowns:	DeShone Kizer vs. Syracuse, 2016 (1 rushing, 3 passing)
Accounted for three touchdowns:	DeShone Kizer vs. Duke, 2016 (1 rushing, 2 passing)

Defense

Intercepted three or more passes:	Harrison Smith vs. Miami (Fla.), 2010 (3)
Intercepted two passes:	Cole Luke vs. Stanford, 2014 (2)
Recovered three or more fumbles:	Never
Forced two fumbles:	Maurice Crum, Jr. at UCLA, 2007 (2)
Recovered two fumbles:	Brian Smith vs. Michigan, 2008 (2)
Recorded 20 or more tackles:	Manti Te'o vs. Stanford, 2010 (21)
Recorded 15-20 tackles:	Dan Fox at Stanford, 2013 (15)
Recorded 10-14 tackles:	Drue Tranquill vs. Syracuse, 2016 (13)
Recorded 4.0 or more sacks:	Victor Abiamiri at Stanford, 2005 (4.0)
Recorded 3.0-3.5 sacks:	Romeo Okwara vs. Wake Forest, 2015 (3.0)
Recorded 2.0-2.5 sacks:	Romeo Okwara at Pittsburgh, 2015 (2.0)

Special Teams

Scored 17 or more points kicking:	Kyle Brindza vs. Rutgers (Pinstripe Bowl), 2013 (17)
Scored 15-16 points kicking:	Kyle Brindza at USC, 2012 (16)
Scored 10-14 points kicking:	Justin Yoon vs. Syracuse, 2016 (12)
Kicked five or more field goals:	Kyle Brindza vs. Rutgers (Pinstripe Bowl), 2013 (5)
Kicked four field goals:	Brandon Walker vs. Pittsburgh, 2008 (4)
Kicked two field goals of 50 or more yards:	Never
Kicked a field goal of 50 or more yards:	Justin Yoon vs. Navy, 2015 (52)
Kicked a punt 70 or more yards:	Tyler Newsome vs. Michigan State, 2016 (71)
Kicked a punt 60-69 yards:	Tyler Newsome at NC State, 2016 (69)
Punted 10 or more times:	Geoff Price vs. USC, 2007 (10)
Totalled 175 or more kickoff return yards:	C.J. Sanders at Stanford, 2015 (182)
Totalled 100 or more punt return yards:	Golden Tate at Pittsburgh, 2009 (101)

AN OPPOSING TEAM

Rushing

Had 400 or more yards:	Pittsburgh, 1975 (411)
Had 300-399 yards:	Navy, 2015 (318)
Had 200-299 yards:	Duke, 2016 (208)

The Last Time

Had 50 or more rushing attempts:	at NC State, 2016 (51)
Had five or more rush TDs:	Texas, 2016 (5)
Had four rush TDs:	Ohio State (Fiesta Bowl), 2015 (4)
Had two or more players with 100 rush yards in a game:	BYU, 2013 (Taysom Hill - 101, Paul Lasike - 101)

Passing

Had 400 or more yards:	USC, 2015 (440)
Had 300-399 yards:	Syracuse, 2016 (363)
Had 60 or more pass attempts:	Tennessee, 1990 (60)
Had 50-59 pass attempts:	Syracuse, 2016 (51)
Had 40-49 pass attempts:	USC, 2015 (47)
Had 30 or more pass completions:	Syracuse, 2016 (31)
Had five or more passing TDs:	USC, 2014 (6)
Had four passing TDs:	Stanford, 2015 (4)
Had three passing TDs:	Duke, 2016 (3)

Receiving

Had two players with 100 receiving yards in a game:	USC, 2009 (Anthony McCoy 153, Damien Williams 108)
---	---

Total Offense

Had 600 or more yards total offense:	Ohio State, 2006 Fiesta Bowl (617)
Had 500-599 yards total offense:	Michigan State, 2016 (501)
Had 400-499 yards total offense:	Syracuse, 2016 (489)
Had 90 or more plays:	USC, 2014 (93)
Had 80-89 plays:	Syracuse, 2016 (88)
Had 75-79 plays:	Michigan State, 2016 (78)

Scoring

Scored 60 or more points:	Never
Scored 50-59 points:	Texas, 2016 (50)
Scored 40-49 points:	Ohio State (Fiesta Bowl), 2015 (44)
Scored 30-39 points:	Syracuse, 2016 (33)
Scored a two-point conversion:	Georgia Tech, 2015

Turnovers

Did not commit a turnover:	Stanford, 2015
Had three or more fumbles lost:	Navy, 2012 (3)
Intercepted five or more passes:	USC, 1967 (7)
Intercepted four passes:	Arizona State, 2014 (4)
Intercepted three passes:	Boston College, 2015
Returned an interception for a TD:	Arizona State (2), 2014 (Lloyd Carrington - 58 yards/Damarius Randall - 59 yards)
Returned a fumble for a TD:	Pittsburgh, 2015 (Ejuan Price - 32 yards)

Defense

Held ND to 10 or fewer first downs:	at NC State, 2016 (10)
Scored a safety:	Purdue, 2010
Held ND to 50 or fewer rushing yards:	Arizona State, 2014 (41)
Held ND to 101-200 passing yards:	Wake Forest, 2015 (111)
Held ND to 100 or fewer passing yards:	at NC State, 2016 (54)
Held ND to 201-300 yards total offense:	Wake Forest, 2015 (282)
Held ND to 200 or fewer yards total offense:	at NC State, 2016 (113)

Special Teams

Returned a punt for a TD:	Tulsa, 2010 (Damaris Johnson - 59 yards)
Returned a blocked punt for a TD:	Michigan State, 2004 (Jerramy Scott - 0 yards)
Returned a kickoff for a TD:	Duke, 2016 (Shaun Wilson - 96 yards)
Punted 10 or more times:	Boston College, 2010 (11)
Did not punt:	Miami (Fla.), 1985
Missed a kicking PAT:	Massachusetts, 2015

Miscellaneous

Had 30 or more first downs:	USC, 2014 (35)
Had 20-29 first downs:	Syracuse, 2016 (25)
Had 10 or more penalties:	Nevada, 2016 (11)
Had 100 or more yards in penalties:	Texas, 2016 (104)

Had 35 minutes or more of possession time:	Michigan State, 2016 (37:57)
Had one 100-yard receiver and one 100-yard rusher:	Texas, 2016 (Jela Duncan, 121 rushing; Anthony Nash, 123 receiving)

AN OPPOSING PLAYER

Rushing

Rushed for 300 or more yards:	Tony Dorsett, Pittsburgh, 1975 (303)
Rushed for 200-299 yards:	Alexander Teich, Navy, 2010 (210)
Rushed for 150-199 yards:	Tyler Gaffney, Stanford, 2013 (189)
Rushed for 100-149 yards:	Matthew Dayes, NC State, 2016 (126)
Rushed 40 or more times:	Craig Heyward, Pittsburgh, 1987 (42)
Rushed 30-39 times:	Tyler Gaffney, Stanford, 2013 (33)
Rushed 25-29 times:	Ezekiel Elliott, Ohio State (Fiesta Bowl), 2015 (27)
Rushed for five or more TDs:	Walter Reyes, Syracuse, 2003 (5)
Rushed for four TDs:	Ezekiel Elliott, Ohio State (Fiesta Bowl), 2015 (4)
Rushed for three TDs:	Tyrone Swoopes, Texas, 2016 (3)
Rushed for two TDs:	Gerald Holmes, Michigan State, 2016 (2)
Had a run of 80 yards or more:	Jeff Smith, Boston College, 2015 (80)
Had a run of 70-79 yards:	Gerald Holmes, Michigan State, 2016 (73)
Had a run of 60-69 yards:	Ronald Jones II, USC, 2015 (65)
Had a run of 50-59 yards:	Keenan Reynolds, Navy, 2015 (51)

Passing

Passed for 500 or more yards:	Never
Passed for 400-499 yards:	Matt Leinart, USC, 2004 (400)
Passed for 300-399 yards:	Eric Dungey, Syracuse, 2016 (363)
Attempted 60 or more passes:	Andy Kelly, Tennessee, 1990 (60)
Attempted 50-59 passes:	Eric Dungey, Syracuse, 2016 (51)
Attempted 40-49 passes:	Cody Kessler, USC, 2015 (46)
Completed 30 or more passes:	Eric Dungey, Syracuse, 2016 (31)
Completed 20-29 passes:	Daniel Jones, Duke, 2016 (24)
Threw six or more TDs:	Cody Kessler, USC, 2014 (6)
Threw five TDs:	Matt Leinart, USC, 2004 (5)
Threw four TDs:	Kevin Hogan, Stanford, 2015 (4)
Threw three TDs:	Daniel Jones, Duke, 2016 (3)
Completed a pass of 90 yards or more:	Kyle Orton, Purdue, 2004 (97)
Completed a pass of 80-89 yards:	Cody Kessler, USC, 2015 (83)
Completed a pass of 70-79 yards:	Eric Dungey, Syracuse, 2016 (72)
Completed a pass of 60-69 yards:	Daniel Jones, Duke, 2016 (64)
Completed a pass of 50-59 yards:	John Wolford, Wake Forest, 2015 (52)

Receiving

Caught 15 or more passes:	Jalen Saunders, Oklahoma, 2012 (15)
Caught 10-14 passes:	Canaan Severin, Virginia, 2015 (11)
Caught seven to nine passes:	Amba Etta-Tawo, Syracuse, 2016 (7)
Had 200 or more yards receiving:	Selwyn Lymon, Purdue, 2006 (238)
Had 150-199 yards receiving:	Canaan Severin, Virginia, 2015 (153)
Had 100-149 yards receiving:	Amba Etta-Tawo, Syracuse, 2016 (134)
Caught three or more TD passes:	Jeremy Gallon, Michigan, 2013 (3)
Caught two TD passes:	Anthony Nash, Duke, 2016 (2)

Scoring

Accounted for six or more touchdowns:	Cody Kessler, USC, 2014 (6 passing, 0 rushing)
Accounted for five touchdowns:	Eric Dungey, Syracuse, 2016 (2 passing, 3 rushing)
Accounted for four touchdowns:	Kevin Hogan, Stanford, 2015 (4 passing, 0 rushing)
Accounted for three touchdowns:	Daniel Jones, Duke, 2016 (3 passing, 0 rushing)

Defense

Intercepted three or more passes:	Rod Johnson, North Carolina State, 2003 (3)
Intercepted two passes:	Justin Simmons, Boston College, 2015 (2)
Recorded three or more sacks:	Bradley Chubb, NC State, 2016 (3.0)
Recorded two sacks:	Darron Lee, Ohio State (Fiesta Bowl), 2015 (2.0)

Special Teams

Kicked four or more field goals:	Jack Mitchell, Northwestern, 2014 (4)
Kicked a field goal 50 or more yards:	Matt Payne, BYU, 2004 (53)
Kicked a punt of 65 or more yards:	Jared Armstrong, Purdue, 2006 (69)
Totalled 100 or more kick return yards:	Shaun Wilson, Duke, 2016 (163)

Turnovers
Result

NOTRE DAME					OPPONENTS				
GAME	FUM	INT	TOTAL	OPP POINTS OFF	GAME	FUM	INT	TOTAL	ND POINTS OFF
at Texas	0	0	0	0	at Texas	0	1	1	7
Nevada	0	1	1	0	Nevada	0	1	1	7
Michigan State	2	1	3	15	Michigan State	0	1	1	0
Duke	2	1	3	10	Duke	0	1	1	0
vs. Syracuse	0	0	0	0	vs. Syracuse	0	0	0	0
at NC State	2	1	3	0	at NC State	2	0	2	0
Stanford					Stanford				
Miami					Miami				
vs. Navy					vs. Navy				
vs. Army					vs. Army				
Virginia Tech					Virginia Tech				
at USC					at USC				
TOTALS	6	4	10	25	TOTALS	2	4	6	14

Drive
Charts

NOTRE DAME								OPPONENTS							
GAME	NO.	3&OUT	PCT.	SCORE	PCT.	TD	PCT.	GAME	NO.	3&OUT	PCT.	SCORE	PCT.	TD	PCT.
at Texas	15	3	20.0%	7	46.7%	6	40.0%	at Texas	15	4	26.7%	8	53.3%	7	46.7%
Nevada	13	1	7.7%	6	46.2%	5	38.5%	Nevada	13	4	30.8%	2	15.4%	1	7.7%
Michigan State	14	3	21.4%	4	28.6%	4	28.6%	Michigan State	14	4	28.6%	5	35.7%	5	35.7%
Duke	14	2	14.3%	5	35.7%	5	35.7%	Duke	14	2	14.3%	6	42.9%	5	35.7%
vs. Syracuse	15	3	20.0%	7	46.7%	5	33.3%	vs. Syracuse	17	4	23.5%	5	29.4%	5	29.4%
at NC State	13	5	38.5%	1	7.7%	0	0.0%	at NC State	12	4	33.3%	1	8.3%	0	0.0%
Stanford								Stanford							
Miami								Miami							
vs. Navy								vs. Navy							
vs. Army								vs. Army							
Virginia Tech								Virginia Tech							
at USC								at USC							
TOTALS	84	17	20.2%	30	35.7%	25	29.8%	TOTALS	85	22	25.9%	27	31.8%	23	27.1%

Third Down
Conversions

NOTRE DAME									OPPONENTS								
GAME	1-3	4-6	7-9	10-14	15-19	20+	TOT.	PCT.	GAME	1-3	4-6	7-9	10-14	15-19	20+	TOT.	PCT.
at Texas	1-2	3-7	2-3	1-4	0-0	0-0	7-16	43.8%	at Texas	5-8	1-4	2-4	0-0	0-0	0-2	8-18	44.4%
Nevada	5-5	1-4	0-3	1-1	0-2	0-0	7-15	46.7%	Nevada	2-4	0-2	0-2	1-4	0-0	0-0	3-12	25.0%
Michigan State	0-2	1-2	2-2	1-5	0-0	0-0	4-11	36.4%	Michigan State	5-6	2-6	2-4	0-2	0-0	0-0	9-18	50.0%
Duke	2-2	0-1	2-2	1-5	0-1	0-1	5-12	41.7%	Duke	4-7	1-4	1-2	0-1	0-0	0-0	6-14	42.9%
vs. Syracuse	3-7	0-2	0-1	0-2	0-0	0-0	3-12	25.0%	vs. Syracuse	2-4	0-6	1-3	0-1	0-1	0-0	3-15	20.0%
at NC State	0-2	1-3	0-2	0-5	0-2	0-1	1-15	6.7%	at NC State	1-4	0-3	0-1	1-5	0-1	0-0	2-14	14.3%
Stanford									Stanford								
Miami									Miami								
vs. Navy									vs. Navy								
vs. Army									vs. Army								
Virginia Tech									Virginia Tech								
at USC									at USC								
TOTALS	11-20	6-19	6-13	4-22	0-5	0-2	27-81	33.3%	TOTALS	19-33	4-25	6-16	2-13	0-2	0-2	31-91	34.1%

**Notre Dame
Big Plays**

BIG PLAYS (35+ YARDS)

Yards	Type	Player(s)	Opponent
93*	KR	C.J. Sanders	Syracuse
79*	Pass	Equanimeous St. Brown from DeShone Kizer	Syracuse
67*	Pass	Equanimeous St. Brown from DeShone Kizer	Syracuse
59*	Rush	Dexter Williams	Syracuse
54*	Pass	Kevin Stepherson from DeShone Kizer	Syracuse
54	Rush	Tarean Folston	Texas
49	Pass	Equanimeous St. Brown from DeShone Kizer	Nevada
48	Pass	Equanimeous St. Brown from DeShone Kizer	Michigan State
47	Pass	Torii Hunter Jr. from DeShone Kizer	Michigan State
44	Pass	Josh Adams from DeShone Kizer	Syracuse
44*	Pass	Kevin Stepherson from DeShone Kizer	Duke
43	Rush	Josh Adams	Nevada
40	PR	C.J. Sanders	Texas
37	KR	C.J. Sanders	Nevada

OPPONENT BIG PLAYS (35+ YARDS)

Yards	Type	Player(s)	Opponent
96*	KR	Shaun Wilson	Duke
74	PR	Brisly Estime	Syracuse
73*	Rush	Gerald Holmes	Michigan State
72*	Pass	Amba Etta-Tawo from Eric Dungey	Syracuse
72*	Pass	John Burt from Shane Bueschele	Texas
68	Pass	Jerrod Heard from Shane Bueschele	Texas
68	Pass	Andrew Celis from Ty Gangi	Nevada
64*	Pass	Anthony Nash from Daniel Jones	Duke
44	Pass	Wyatt Demps from Tyler Stewart	Nevada
38	PR	Brisly Estime	Syracuse
38*	Pass	Donnie Corley from Tyler O'Connor	Michigan State
36	Pass	Steve Ishmael from Eric Dungey	Syracuse

EXPLOSIVE RUNNING PLAYS (15+ YARDS)

Yards	Player(s)	Opponent
59*	Dexter Williams	Syracuse
54	Tarean Folston	Texas
43	Josh Adams	Nevada
29*	DeShone Kizer	Texas
28	Josh Adams	Syracuse
23	Dexter Williams	Nevada
23	DeShone Kizer	Duke
17	DeShone Kizer	Duke
16	Josh Adams	Nevada
15	Josh Adams	Duke

OPPONENT EXPLOSIVE RUNNING PLAYS (15+ YARDS)

Yards	Player(s)	Opponent
73*	Gerald Holmes	Michigan State
32	Jela Duncan	Duke
28	Matthew Dayes	NC State
23	LJ Scott	Michigan State
23	Shaun Wilson	Duke
20	Jalan McClendon	NC State
19*	D'Onta Foreman	Texas
18*	Jela Duncan	Duke
18	Dontae Strickland	Syracuse
17	Jaxson Kincaide	Nevada
15	D'Onta Foreman	Texas

EXPLOSIVE PASSING PLAYS (20+ YARDS)

Yards	Player(s)	Opponent
79*	Equanimeous St. Brown from DeShone Kizer	Syracuse
67*	Equanimeous St. Brown from DeShone Kizer	Syracuse
54*	Kevin Stepherson from DeShone Kizer	Syracuse
49	Equanimeous St. Brown from DeShone Kizer	Nevada
48	Equanimeous St. Brown from DeShone Kizer	Michigan State
47	Torii Hunter Jr. from DeShone Kizer	Michigan State
44	Josh Adams from DeShone Kizer	Syracuse
44*	Kevin Stepherson from DeShone Kizer	Duke
34	C.J. Sanders from DeShone Kizer	Michigan State
33	Chase Claypool from DeShone Kizer	Michigan State
31	Equanimeous St. Brown from DeShone Kizer	Duke
30	C.J. Sanders from DeShone Kizer	Duke
30*	Equanimeous St. Brown from DeShone Kizer	Texas
28	Torii Hunter Jr. from DeShone Kizer	Duke
27	C.J. Sanders from DeShone Kizer	Duke
26	Equanimeous St. Brown from DeShone Kizer	Duke
25	Miles Boykin from DeShone Kizer	Syracuse
25*	C.J. Sanders from DeShone Kizer	Texas
25	Equanimeous St. Brown from DeShone Kizer	Duke
25	C.J. Sanders from DeShone Kizer	Nevada
24	Torii Hunter Jr. from DeShone Kizer	Syracuse
24	C.J. Sanders from DeShone Kizer	Texas
23	Torii Hunter Jr. from DeShone Kizer	Syracuse
22	Kevin Stepherson from DeShone Kizer	Michigan State
22	Kevin Stepherson from Malik Zaire	Nevada
20	Equanimeous St. Brown from DeShone Kizer	Syracuse
20	Kevin Stepherson from DeShone Kizer	Duke
20	Kevin Stepherson from DeShone Kizer	Duke
20	Miles Boykin from DeShone Kizer	Duke

OPPONENT EXPLOSIVE PASSING PLAYS (20+ YARDS)

Yards	Player(s)	Opponent
72*	Amba Etta-Tawo from Eric Dungey	Syracuse
72*	John Burt from Shane Bueschele	Texas
68	Jerrod Heard from Shane Bueschele	Texas
68	Andrew Celis from Ty Gangi	Nevada
64*	Anthony Nash from Daniel Jones	Duke
44	Wyatt Demps from Tyler Stewart	Nevada
38*	Donnie Corley from Tyler O'Connor	Michigan State
36	Steve Ishmael from Eric Dungey	Syracuse
33	Monty Madaris from Tyler O'Connor	Michigan State
32*	Anthony Nash from Daniel Jones	Duke
28	Donnie Corley from Tyler O'Connor	Michigan State
25	Ervin Phillips from Eric Dungey	Syracuse
25*	Qua Chambers from Daniel Jones	Duke
24	T.J. Rahming from Daniel Jones	Duke
23	Sean Riley from Eric Dungey	Syracuse
23	R.J. Shelton from Tyler O'Connor	Michigan State
23	Josiah Price from Tyler O'Connor	Michigan State
21	Jake Oliver from Shane Bueschele	Texas
20	Jacorey Warrick from Shane Bueschele	Texas
20	James Butler from Ty Gangi	Nevada

**Notre Dame
Big Plays**

NOTRE DAME'S LONGEST PLAYS OF THE SEASON

Rushing: 59, Dexter Williams vs. Syracuse (10.1)

Rushing Touchdown: 59, Dexter Williams vs. Syracuse (10.1)

Passing: 79, Equanimeous St. Brown from DeShone Kizer vs. Syracuse (10.1)

Passing Touchdown: 79, Equanimeous St. Brown from DeShone Kizer vs. Syracuse (10.1)

Punt Return: 40, C.J. Sanders at Texas (9.4)

Kick Return: 93, C.J. Sanders vs. Syracuse (10.1)

Interception Return: 30, Devin Studstill vs. Michigan State (9.13)

Fumble Return: None

Punt: 71, Tyler Newsome vs. Michigan State (9.17)

Field Goal: 40, Justin Yoon at NC State (10.8)

OPPONENTS' LONGEST PLAYS OF THE SEASON

Rushing: 73, Gerald Holmes; Michigan State (9.17)

Rushing Touchdown: 73, Gerald Holmes; Michigan State (9.17)

Passing: 72, John Burt from Shane Buechele; Texas (9.4)

72, Amba Etta-Tawo from Eric Dungey; Syracuse (10.1)

Passing Touchdown: 72, John Burt from Shane Buechele; Texas (9.4)

72, Amba Etta-Tawo from Eric Dungey; Syracuse (10.1)

Punt Return: 74, Brisly Estime; Syracuse (10.1)

Kick Return: 96, Shaun Wilson; Duke (9.24)

Interception Return: 13, Zaire Franklin; Syracuse (10.1)

Fumble Return: None

Punt: 68, Alex Boy; Nevada (9.10)

Field Goal: 38, Kyle Bambarid; NC State (10.8)


**Notre Dame/Opponent
Scoring Drives**

NOTRE DAME SCORING DRIVES

Game	Qtr	Pts	Plays	Yds	TOP	How
Texas	1	7	6	78	2:32	St. Brown 13 pass from Kizer
Texas	2	7	7	75	3:29	St. Brown 30 pass from Kizer
Texas	3	7	4	61	1:28	Kizer 29 run
Texas	3	7	3	6	1:14	Hunter Jr. 5 pass from Kizer
Texas	4	7	7	46	2:48	Adams 17 pass from Kizer
Texas	4	2	-	-	-	Crawford PAT return
Texas	OT	7	1	25	0:00	Sanders 25 pass from Kizer
Texas	OT	3	4	3	0:00	Yoon 39 field goal
Nevada	2	3	11	75	5:21	Yoon 21 field goal
Nevada	2	6	3	25	0:55	Sanders 7 pass from Kizer
Nevada	2	2	0	0	0:00	Team safety
Nevada	2	7	3	4	1:05	Stepherson 7 pass from Kizer
Nevada	2	7	13	88	4:28	Folston 2 run
Nevada	3	7	9	85	4:36	Kizer 2 run
Nevada	3	7	7	57	3:07	Williams 1 run
Michigan State	1	7	9	91	4:24	Kizer 14 run
Michigan State	3	7	4	65	1:05	St. Brown 15 pass from Kizer
Michigan State	4	7	9	80	2:23	Kizer 3 run
Michigan State	4	7	8	69	1:45	Smythe 12 pass from Kizer
Duke	1	7	8	75	2:53	Kizer 8 run
Duke	1	7	4	64	1:48	Stepherson 44 pass from Kizer
Duke	2	7	9	72	3:07	Williams 13 run
Duke	3	7	6	83	2:32	Adams 9 run
Duke	4	7	9	81	4:06	St. Brown 12 pass from Kizer
Syracuse	1	7	1	79	0:18	St. Brown 79 pass from Kizer
Syracuse	1	2	-	-	-	Luke PAT return
Syracuse	1	7	3	74	1:13	St. Brown 67 pass from Kizer
Syracuse	1	7	-	-	-	Sanders 93 kick return
Syracuse	2	7	5	71	1:11	Kizer 3 run
Syracuse	2	3	7	37	3:11	Yoon 31 field goal
Syracuse	3	7	4	86	1:41	Stepherson 54 pass from Kizer
Syracuse	3	7	3	70	1:22	Williams 59 run
Syracuse	4	3	11	72	3:58	Yoon 39 field goal
NC State	3	3	4	2	1:48	Yoon 40 field goal

OPPONENTS' SCORING DRIVES

Game	Qtr	Pts	Plays	Yds	TOP	How
Texas	1	7	11	75	2:58	A. Foreman 19 pass from Bueschele
Texas	2	7	16	88	5:13	Bueschele 1 run
Texas	2	7	7	80	2:28	Swoopes 1 run
Texas	3	7	2	75	0:31	Burt 72 pass from Bueschele
Texas	3	3	8	54	3:01	Dominigue 25 field goal
Texas	4	6	8	68	1:54	O. Foreman 19 run
Texas	OT	7	4	25	0:00	Swoopes 3 run
Texas	OT	6	5	25	0:00	Swoopes 6 run
Nevada	3	3	11	66	4:36	Zuzo 27 field goal
Nevada	4	7	5	86	2:14	Kincaide 6 run
Michigan State	2	8	1	38	0:08	Corley 38 pass from O'Connor
Michigan State	2	7	11	92	4:43	Shelton 10 pass from O'Connor
Michigan State	3	7	10	75	4:53	Holmes 3 run
Michigan State	3	7	3	39	0:47	Scott 9 run
Michigan State	3	7	2	78	0:41	Holmes 73 run
Duke	1	7	-	-	-	Wilson 96 kick return
Duke	1	7	8	78	3:08	Duncan 18 run
Duke	2	7	1	25	0:07	Chambers 25 pass from Jones
Duke	2	7	6	70	2:06	Nash 32 pass from Jones
Duke	4	7	3	75	0:59	Nash 64 pass from Jones
Duke	4	3	10	44	3:47	Reed 19 field goal
Syracuse	1	6	8	75	2:06	Dungey 3 run
Syracuse	1	7	3	79	1:06	Etta-Tawo 72 pass from Dungey
Syracuse	2	7	9	78	3:08	Dungey 1 run
Syracuse	2	7	2	14	0:08	Phillips 14 pass from Dungey
Syracuse	4	6	14	75	4:22	Dungey 5 run
NC State	1	3	6	43	3:15	Bambard 38 field goal
NC State	4	7	-	-	-	Wright 16 blocked punt return

	GAME 1 20T	
	Sept. 4, 2016 DKR-Texas Memorial Stadium Attendance: 102,315 TV: ABC	
NO. 10/9 NOTRE DAME	47	
TEXAS	50	

AUSTIN, Texas - No. 10 Notre Dame overcame a 17-point second half deficit to force overtime but Texas would eventually prevail, 50-47, in double overtime on Sunday night in the season opener before a record crowd at Darrell K Royal-Texas Memorial Stadium and a record prime time audience on ABC.

Score by quarters	1	2	3	4	OT1	OT2	Final
Notre Dame	7	7	14	9	7	3	47
Texas	7	14	10	6	7	6	50

Scoring Summary

1st 12:28 ND	St. Brown 13 pass from Kizer (Yoon kick) 6-78 2:32; ND 7, UT 0
1st 09:30 UT	Foreman 19 pass from Buechele (Domingue kick) 11-75 2:58; ND 7, UT 7
2nd 07:13 UT	Buechele 1 run (Domingue kick) 16-88 5:13; UT 14, ND 7
2nd 03:44 ND	St. Brown 30 pass from Kizer (Yoon kick) 7-75 3:29; ND 14, UT 14
2nd 01:12 UT	Swoopes 1 run (Domingue kick) 7-80 2:28; UT 21, ND 14
3rd 14:29 UT	Burt 72 pass Buechele (Domingue kick) 2-75 0:31; UT 28, ND 14
3rd 09:14 UT	Domingue 25 field goal 8-54 3:01; UT 31, ND 14
3rd 07:39 ND	Kizer 29 run (Yoon kick) 4-61 1:28; UT 31, ND 21
3rd 05:06 ND	Hunter Jr. 5 pass from Kizer (Yoon kick) 3-6 1:14; UT 31, ND 28
4th 10:57 ND	Adams 17 pass from Kizer (Yoon kick) 7-46 2:48; ND 35, UT 31
4th 03:29 UT	Foreman 19 run (Domingue kick blocked) 8-68 1:54; UT 37, ND 35
4th 03:29 ND	Crawford blocked PAT return ND 37, UT 37
OT 15:00 UT	Swoopes 3 run (Domingue kick) UT 44, ND 37
OT 15:00 ND	Sanders 25 pass from Kizer (Yoon kick) ND 44, UT 44
OT 15:00 ND	Yoon 39 field goal ND 47, UT 44
OT 15:00 UT	Swoopes 6 run UT 50, ND 44

	ND	UT
FIRST DOWNS	22	26
RUSHES-YARDS (NET)	46-206	59-237
PASSING YARDS (NET)	238	280
Passes Comp-Att-Int	17-30-0	16-27-1
TOTAL OFFENSE PLAYS-YARDS	76-444	86-517
Fumble Returns-Yards	0-0	0-0
Punt Returns-Yards	2-51	3-30
Kickoff Returns-Yards	5-95	2-29
Interception Returns-Yards	1-22	0-0
Punts (Number-Avg)	7-38.3	6-55.0
Fumbles-Lost	0-0	0-0
Penalties-Yards	8-64	11-104
Possession Time	32:42	27:18
Third-Down Conversions	7 of 16	8 of 18
Fourth-Down Conversions	0 of 0	2 of 2
Red-Zone Scores-Chances	4-5	7-7
Sacks By: Number-Yards	0-0	3-19

RUSHING: Notre Dame-Tarean Folston 18-88, DeShone Kizer 13-77, Josh Adams 11-43, Malik Zaire 3-0, Team 1 (-2). Texas-D'Onta Foreman 24-131, Tyrone Swoopes 13-53, Chris Warren III 14-46, Shane Buechele 5-33, Team 3(-26).

PASSING: Notre Dame-DeShone Kizer 15-24-0-215, Malik Zaire 2-5-0-23, Torii Hunter Jr. 0-1-0-0. Texas-Shane Buechele 16-26-1-280, Tyrone Swoopes 0-1-0-0.

RECEIVING: Notre Dame-Equanimeous St. Brown 5-75, Torii Hunter Jr. 4-37, C.J. Sanders 3-55, Josh Adams 3-46, Tarean Folston 1-17, Durham Smythe 1-8. Texas-John Burt 6-111, Jake Oliver 3-36, Armani Foreman 3-25, Jerrod Heard 2-73, Jacorey Warrick 2-35.

INTERCEPTIONS: Notre Dame-Crawford 1-22. Texas-None.

FUMBLES: Notre Dame-None. Texas-None.

	GAME 2	
	Sept. 10, 2016 Notre Dame Stadium Attendance: 80,795 TV: NBC	
NEVADA	10	
NO. 18/21 NOTRE DAME	39	

NOTRE DAME, Ind. - The University of Notre Dame football team (1-1) utilized a balanced offensive attack, along with a strong defensive effort, to subdue Nevada (1-1) in the 250th consecutive sellout at Notre Dame Stadium (80,795) on Saturday afternoon. The Irish rolled up 444 yards in offense, including 239 on the ground and 205 through the air.

Score by quarters	1	2	3	4	Final
Nevada	0	0	3	7	10
Notre Dame	0	25	14	0	39

Scoring Summary

2nd 12:57 ND	Yoon 21 field goal 11-75 5:21; ND 3, UT 0
2nd 10:35 ND	Sanders 7 pass Kizer (Yoon kick failed) 3-25 0:55; ND 9, NEV 0
2nd 10:30 ND	Safety ND 11, NEV 0
2nd 8:23 ND	Stepherson 4 pas Kizer (Yoon kick) 3-4 1:05; ND 18, NEV 0
2nd 0:35 ND	Folston 2 run (Yoon kick) 13-88 4:28; ND 25 NEV 0
3rd 8:30 ND	Kizer 2 run (Yoon kick) 9-85 4:36; ND 32 NEV 0
3rd 3:54 NEV	Zuzo 27 field goal 11-66 4:36; ND 32, NEV 3
3rd 0:38 ND	Williams 1 run (Yoon kick) 7-57 3:07; ND 39, NEV 3
4th 3:19 NEV	Kincaide 1 run (Zuzo kick) 5-86 2:14; ND 39, NEV 10

	NEV	ND
FIRST DOWNS	16	21
RUSHES-YARDS (NET)	30-99	46-239
PASSING YARDS (NET)	201	205
Passes Comp-Att-Int	12-26-1	19-27-1
TOTAL OFFENSE PLAYS-YARDS	56-300	73-444
Fumble Returns-Yards	0-0	0-0
Punt Returns-Yards	2-7	2-39
Kickoff Returns-Yards	3-41	2-44
Interception Returns-Yards	1-0	1-5
Punts (Number-Avg)	7-44.4	5-44.8
Fumbles-Lost	0-0	1-0
Penalties-Yards	11-88	9-94
Possession Time	26:28	33:32
Third-Down Conversions	3 of 12	7 of 15
Fourth-Down Conversions	0 of 1	2 of 2
Red-Zone Scores-Chances	2-3	6-6
Sacks By: Number-Yards	0-0	0-0

RUSHING: Nevada-BUTLER, James 17-50; KINCAIDE, J. 2-23; GANGI, Ty 3-15; LYNCH, Akeel 1-7; STEWART, Tyler 2-5; RUFUS, Asauni 2-3; TEAM 1-minus 2; MUHAMMAD, Ahki 2-minus 2. Notre Dame-ADAMS, Josh 10-106; WILLIAMS, D. 8-59; KIZER 10-35; FOLSTON 10-27; CLAYPOOL 1-9; ZAIRE 5-5; ANDERSON, J. 1-4; TEAM 1-minus 6.

PASSING: Nevada-STEWART, Tyler 10-23-1-113; GANGI, Ty 2-3-0-88. Notre Dame-KIZER 15-18-1-156; ZAIRE 4-9-0-49.

RECEIVING: Nevada-BUTLER, James 4-48; HENDERSON, H. 3-24; DEMPS, Wyatt 2-50; CELIS, Andrew 1-68; RICHARDSON, J. 1-8; GIPSON, Jarred 1-3. Notre Dame-ST. BROWN 6-85; SANDERS 5-46; STEPHERSON 3-35; FINKE 2-19; HOLMES 1-15; CLAYPOOL 1-6; ADAMS, Josh 1-minus 1.

INTERCEPTIONS: Nevada-JOHNSON, K. 1-0. Notre Dame-JONES, J. 1-5.

FUMBLES: Nevada-None. Notre Dame-FOLSTON 1-0.

	GAME 3	
	Sept. 17, 2016 Notre Dame Stadium Attendance: 80,795 TV: NBC	
NO. 12/8 MICHIGAN STATE	36	
NO. 18/18 NOTRE DAME	28	

NOTRE DAME, Ind. - The University of Notre Dame football team (1-2) fell behind by 29 points in the second half, rallied with three consecutive touchdowns but eventually fell to Michigan State (2-0), 36-28, in front of a sellout crowd of 80,795 at Notre Dame Stadium Saturday night.

Score by quarters	1	2	3	4	Final
Michigan State	0	15	21	0	36
Notre Dame	7	0	7	14	28

Scoring Summary

1st 03:07 ND	KIZER 14 run (YOON kick) 9-91 4:24, MSU 0 - ND 7
2nd 09:30 MSU	Corley 38 pass O'Connor (Price pass from Macksood) 1-38 0:08, MSU 8 - ND 7
00:23 MSU	Shelton 10 pass O'Connor (Geiger kick) 11-92 4:43, MSU 15 - ND 7
3rd 07:48 MSU	Holmes 3 run (Geigerkick) 10-75 4:53, MSU 22 - ND 7
06:28 MSU	Scott 9 run (Geiger kick) 3-39 0:47, MSU 29 - ND 7
03:45 MSU	Holmes 73 run (Geiger kick) 2-78 0:41, MSU 36 - ND 7
02:40 ND	ST. BROWN 15 pass KIZER (YOON kick) 4-65 1:05, MSU 36 - ND 14
4th 11:45 ND	KIZER 3 run (YOON kick) 9-80 2:23, MSU 36 - ND 21
06:02 ND	SMYTHE 12 pass from KIZER (YOON kick) 8-69 1:45, MSU 36 - ND 28

	MSU	ND
FIRST DOWNS	22	19
RUSHES-YARDS (NET)	52-260	25-57
PASSING YDS (NET)	241	344
Passes Att-Comp-Int	26-19-1	37-20-1
TOTAL OFFENSE PLAYS-YARDS	78-501	62-401
Fumble Returns-Yards	0-0	0-0
Punt Returns-Yards	0-0	3-7
Kickoff Returns-Yards	3-42	3-60
Interception Returns-Yards	1-0	1-30
Punts (Number-Avg)	7-38.0	6-50.3
Fumbles-Lost	0-0	2-2
Penalties-Yards	3-45	4-51
Possession Time	37:57	22:03
Third-Down Conversions	9 of 18	4 of 11
Fourth-Down Conversions	1 of 1	1 of 1
Red-Zone Scores-Chances	3-3	4-4
Sacks By: Number-Yards	2-11	0-0


RUSHING: Michigan State-Holmes, Gerald 13-100; Scott, LJ 22-98; O'Connor, Tyler 10-43; Shelton, R.J. 3-16; Line, Prescott 2-3; Terry, Damion 2-2; TEAM 1-minus 2. Notre Dame-ADAMS, Josh 12-29; KIZER 9-14; FOLSTON 4-14.

PASSING: Michigan State-O'Connor, Tyler 19-26-1-241. Notre Dame-KIZER 20-37-1-344.

RECEIVING: Michigan State-Shelton, R.J. 8-80; Corley, Donnie 4-88; Madaris, Monty 2-40; Price, Josiah 2-24; Line, Prescott 2-6; Scott, LJ 1-3. Notre Dame-HUNTER, T. 5-95; ST. BROWN 4-83; Adams, Josh 4-17; SANDERS 2-53; STEPHERSON 2-42; CLAYPOOL 1-33; SMYTHE 1-12; HOLMES 1-9.

INTERCEPTIONS: Michigan State-Reschke, Jon 1-0. Notre Dame-STUDSTILL 1-30.

FUMBLES: Michigan State-None. Notre Dame-BOYKIN 1-1; SANDERS 1-1.

	GAME 4
	Sept. 24, 2016 Notre Dame Stadium Attendance: 80,795 TV: NBC
DUKE	38
NOTRE DAME	35

NOTRE DAME, Ind. - The University of Notre Dame football team fell to 1-3 on the season with a 38-35 loss to Duke (2-2) in front of a sold out Notre Dame Stadium crowd on Saturday afternoon. Duke's A.J. Reed hit a 19-yard field goal with 1:24 remaining in the fourth quarter for the game-winning points and the Blue Devils then stopped the Irish on fourth down with 40 seconds remaining to seal the win.

Score by quarters	1	2	3	4	Final
Duke	14	14	0	10	38
Notre Dame	14	7	7	7	35

Scoring Summary

1st 12:07 ND	KIZER 8 run (YOON kick) 8-75 2:53, DU 0 - ND 7
08:57 ND	STEPHERSON 44 pass KIZER (YOON kick) 4-64 1:48, DU 0 - ND 14
08:44 DU	Wilson, S 96 kickoff (Reed, AJ kick) DU 7 - ND 14
03:32 DU	Duncan, J 18 run (Reed, AJ kick) 8-78 3:08, DU 14 - ND 14
2nd 06:35 DU	Chambers, Q 25 pass Jones, D (Reed, AJ kick), 1-25 0:07, DU 21 - ND 14
03:28 ND	WILLIAMS, D. 13 run (YOON kick) 9-72 3:07, DU 21 - ND 21
01:22 DU	Nash, A 32 pass Jones, D (Reed, AJ kick) 6-70 2:06, DU 28 - ND 21
3rd 04:54 ND	Adams, Josh 9 run (YOON kick) 6-83 2:32, DU 28 - ND 28
4th 07:46 ND	ST. BROWN 12 pass KIZER (YOON kick) 9-81 4:06, DU 28 - ND 35
06:47 DU	Nash, A 64 pass Jones, D (Reed, AJ kick) 3-75 0:59, DU 35 - ND 35
01:24 DU	Reed, AJ 19 field goal 10-44 3:47, DU 38 - ND 35

	DU	ND
FIRST DOWNS	24	24
RUSHES-YARDS (NET)	42-208	37-153
PASSING YDS (NET)	290	381
Passes Att-Comp-Int	32-24-1	37-22-1
TOTAL OFFENSE PLAYS-YARDS	74-498	74-534
Fumble Returns-Yards	0-0	0-0
Punt Returns-Yards	2-22	1-12
Kickoff Returns-Yards	5-184	6-118
Interception Returns-Yards	1-0	1-0
Punts (Number-Avg)	4-42.2	4-47.0
Fumbles-Lost	0-0	4-2
Penalties-Yards	1-5	2-20
Possession Time	30:35	29:25
Third-Down Conversions	6 of 14	5 of 12
Fourth-Down Conversions	0 of 2	0 of 1
Red-Zone Scores-Chances	2-3	4-5
Sacks By: Number-Yards	3-23	1-7


RUSHING: Duke-Duncan, J 21-121; Wilson, S 13-66; Jones, D 5-19; Ajeigbe, J 2-4; TEAM 1-minus 2. Notre Dame-KIZER 11-60; Adams, Josh 14-60; WILLIAMS, D. 5-24; FOLSTON 5-17; ZAIRE 2-minus 8.

PASSING: Duke-Jones, D 24-32-1-290. Notre Dame-KIZER 22-37-1-381; ZAIRE 0-0-0-0.

RECEIVING: Duke-Rahming, T.J. 8-87; Nash, A 6-123; Chambers, Q 5-55; Lloyd, J 3-16; Schneider, E 1-7; Helm, D 1-2. Notre Dame-ST. BROWN 6-116; HUNTER, T. 6-75; STEPHERSON 3-72; SANDERS 3-61; Adams, Josh 2-19; BOYKIN 1-20; SMYTHE 1-18.

INTERCEPTIONS: Duke-Singleton, D 1-0. Notre Dame-VAUGHN 1-0.

FUMBLES: Duke-None. Notre Dame-ST. BROWN 1-1; KIZER 1-1; Adams, Josh 1-0; STEPHERSON 1-0.

	GAME 5
	Oct. 1, 2016 MetLife Stadium Attendance: 62,794 TV: ESPN
NOTRE DAME	50
SYRACUSE	33

EAST RUTHERFORD, N.J. - The University of Notre Dame football team (2-3) blew by Syracuse (2-3) with 657 yards of offense in a 50-33 victory in front of 62,794 spectators at MetLife Stadium 62,794 in East Rutherford, N.J. on Saturday afternoon.

Score by quarters	1	2	3	4	Final
Notre Dame	23	10	14	3	50
Syracuse	13	14	0	6	33

Scoring Summary

1st 14:42 ND	ST. BROWN 79 pass Kizer (Yoon kick) 1-79 0:18, ND 7 - SU 0
12:36 SU	Dungey, E. 3 run (Murphy blocked) 8-75 2:06, ND 7 - SU 6
12:36 ND	Luke PAT return ND 9 - SU 6
11:23 ND	ST. BROWN 67 pass Kizer (Yoon kick) 3-74 1:13, ND 16 - SU 6
10:17 SU	Etta-Tawo 72 pass Dungey (Murphy kick) 3-79 1:06, ND 16 - SU 13
10:06 ND	Sanders 93 kickoff return (Yoon kick) ND 23 - SU 13
2nd 13:22 SU	Dungey 1 run (Murphy kick) 9-78 3:08, ND 23 - SU 20
12:11 ND	Kizer 3 run (Yoon kick) 5-71 1:11, ND 30 - SU 20
05:03 ND	Yoon 31 field goal 7-37 3:11, ND 33 - SU 20
00:30 SU	Philips 14 pass Dungey (Murphy kick) 2-14 0:08, ND 33 - SU 27
3rd 11:23 ND	Stepherson 54 pass Kizer (Yoon kick) 4-86 1:41, ND 40 - SU 27
08:26 ND	Williams 59 run (Yoon kick) 3-70 1:22, ND 47 - SU 27
4th 11:14 ND	Yoon 39 field goal 11-72 3:58, ND 50 - SU 27
06:52 SU	Dungey 5 run (Hofrichter rush failed) 14-75 4:22, ND 50 - SU 33

	ND	SU
FIRST DOWNS	25	25
RUSHES-YARDS (NET)	37-183	37-126
PASSING YDS (NET)	471	363
Passes Att-Comp-Int	35-23-1	51-31-0
TOTAL OFFENSE PLAYS-YARDS	72-654	88-489
Fumble Returns-Yards	0-0	0-0
Punt Returns-Yards	1-0	3-128
Kickoff Returns-Yards	4-143	5-91
Interception Returns-Yards	0-0	1-13
Punts (Number-Avg)	5-39.2	9-38.8
Fumbles-Lost	0-0	2-0
Penalties-Yards	6-55	5-45
Possession Time	31:22	28:38
Third-Down Conversions	3 of 12	3 of 15
Fourth-Down Conversions	0 of 1	1 of 2
Red-Zone Scores-Chances	2-3	4-5
Sacks By: Number-Yards	2-6	2-19


RUSHING: Notre Dame-ADAMS 20-102; Williams 8-80; KIZER 9-1. Syracuse-Dungey, E. 17-49; Strickland, D. 12-43; Fredericks, J. 4-20; Philips, E. 1-11; Neal, M. 3-3.

PASSING: Notre Dame-KIZER 23-35-1-471. Syracuse-Dungey, E. 31-51-0-363.

RECEIVING: Notre Dame-ST. BROWN 4-182; HUNTER 4-64; SANDERS 4-39; ADAMS 2-52; BOYKIN 2-36; HOLMES 2-10; WILLIAMS 2-7; STEPHERSON 1-54; SMYTHE 1-14; WEISHAR 1-13. Syracuse-Etta-Tawo, A. 7-134; Philips, E. 6-68; Ishmael, S. 5-67; Strickland, D. 5-26; Estime, B. 4-18; Riley, S. 2-36; Butler, D. 2-14.

INTERCEPTIONS: Notre Dame-None. Syracuse-Franklin, Z. 1-13.

FUMBLES: Notre Dame-None. Syracuse-Dungey, E. 1-0.

	GAME 6
	Oct. 8, 2016 Carter-Finley Stadium Attendance: 58,200 TV: ABC
NOTRE DAME	3
NC STATE	10

RALEIGH, N.C. - The University of Notre Dame football team (2-4) lost 10-3 to NC State (4-1) at a water-logged Carter-Finley Stadium on Saturday afternoon. The game was held in nearly unplayable conditions directly in the path of Hurricane Matthew, leading to 10 total fumbles and only 311 total yards of offense combined by both teams.

Score by quarters	1	2	3	4	Final
Notre Dame	0	0	3	0	3
NC State	3	0	0	7	10

Scoring Summary

1st 01:20 NCST	Bambard, K. 38 field goal 6-43 3:15, ND 0 - ST 3
3rd 11:04 ND	YOON 40 field goal 4-2 1:48, ND 3 - ST 3
4th 12:43 NCST	Wright 16 blocked punt (Bambard kick) ND 3 - ST 10

	ND	NCST
FIRST DOWNS	10	14
RUSHES-YARDS (NET)	38-59	51-157
PASSING YDS (NET)	54	41
Passes Att-Comp-Int	26-9-1	14-7-0
TOTAL OFFENSE PLAYS-YARDS	64-113	65-198
Fumble Returns-Yards	0-0	1-1
Punt Returns-Yards	0-0	2-25
Kickoff Returns-Yards	2-46	2-32
Interception Returns-Yards	0-0	1-25
Punts (Number-Avg)	6-36.2	4-37.0
Fumbles-Lost	4-2	6-2
Penalties-Yards	5-40	2-20
Possession Time	27:41	32:19
Third-Down Conversions	1 of 15	2 of 14
Fourth-Down Conversions	2 of 4	2 of 5
Red-Zone Scores-Chances	0-2	1-3
Sacks By: Number-Yards	0-0	5-17

RUSHING: Notre Dame-ADAMS 14-51; KIZER 15-15; WILLIAMS 6-13; ZAIRE 1-minus 1; TEAM 2-minus 19. NC State-Daves 23-126; McClendon 10-56; Samuels 4-16; Hines 2-2; Gallaspy 1-2; Finley 6-minus 17; TEAM 5-minus 28.

PASSING: Notre Dame-KIZER 9-26-1-54. NC State-Finley 5-12-0-27; McClendon 2-2-0-14.

RECEIVING: Notre Dame-ST. BROWN 3-30; HUNTER 2-19; SMYTHE 1-6; SANDERS 1-6; ADAMS 1-minus 3; McGLINCHY 1-minus 4. NC State-Daves 3-14; Hines 2-8; Cherry 1-13; Samuels 1-6.

INTERCEPTIONS: Notre Dame-None. NC State-Morehead 1-25.

FUMBLES: Notre Dame-TEAM 2-1; FINKE 1-0; KIZER 1-1. NC State-Finley 3-0; McClendon 1-0; Daves 1-1; Hines 1-1.

Notre Dame Big Plays

TEAM GAME RECORDS

Most Carries

1.	52	Texas	Sept. 5, 2015
2.	51	vs. LSU	Dec. 30, 2014
	51	UMass	Sept. 26, 2015
	51	Pittsburgh	Nov. 3, 2012
	51	vs. Miami, Fla.	Oct. 6, 2012
6.	48	vs. Miami, Fla.	Dec. 31, 2010
7.	47	BYU	Nov. 23, 2013
8.	46	at Texas	Sept. 4, 2016
	46	Nevada	Sept. 10, 2016
	46	vs. Maryland	Nov. 12, 2011
	46	vs. Navy	Sept. 1, 2012

Most Net Yards Rushing

1.	457	UMass	Sept. 26, 2015 (51 carries)
2.	376	vs. Miami, Fla.	Oct. 6, 2012 (51 carries)
3.	299	at Stanford	Nov. 28, 2015 (35 carries)
4.	293	vs. Navy	Sept. 1, 2012 (46 carries)
5.	287	at Purdue	Oct. 1, 2011 (40 carries)
6.	281	Rice	Aug. 30, 2014 (42 carries)
7.	270	BYU	Oct. 20, 2012 (43 carries)
8.	266	Air Force	Oct. 8, 2011 (29 carries)
9.	264	Navy	Nov. 2, 2013 (36 carries)
10.	263	vs. LSU	Dec. 30, 2014 (51 carries)

Highest Average Gain/Rush (min. 20 rushes)

1.	9.2	Air Force	Oct. 8, 2011 (29-266)
2.	9.0	UMass	Sept. 25, 2015 (51-457)
3.	8.5	at Stanford	Nov. 28, 2015 (35-299)
4.	7.6	Oklahoma	Sept. 28, 2013 (29-220)
5.	7.4	at Virginia	Sept. 12, 2015 (34-253)
	7.4	vs. Miami, Fla.	Oct. 6, 2012 (51-376)
	7.4	Wake Forest	Nov. 17, 2012 (30-221)
8.	7.3	Navy	Nov. 2, 2013 (36-264)
9.	7.2	at Purdue	Oct. 1, 2011 (40-287)
10.	6.7	Georgia Tech	Sept. 19, 2015 (32-215)
	6.7	Rice	Aug. 30, 2014 (42-281)

Most Rushing TDs

1.	7	Navy	Oct. 29, 2011
2.	6	UMass	Sept. 26, 2015
3.	5	vs. Miami, Fla.	Oct. 6, 2012
	5	vs. Navy	Sept. 1, 2012
5.	4	vs. Navy	Nov. 1, 2014
	4	Navy	Oct. 10, 2015
	4	North Carolina	Oct. 11, 2014
	4	Rice	Aug. 30, 2014
	4	Air Force	Oct. 8, 2011
10.	3	Nine times	

Most Passes Attempted

1.	56	Tulsa	Oct. 30, 2010
2.	55	at Michigan State	Sept. 18, 2010
3.	53	Pittsburgh	Nov. 3, 2012
	53	at Michigan	Sept. 7, 2013
5.	52	at Florida State	Oct. 18, 2014
6.	49	USF	Sept. 3, 2011
7.	47	vs. Rutgers	Dec. 28, 2013
8.	45	at Boston College	Oct. 2, 2010
	45	Stanford	Sept. 25, 2010
10.	44	Michigan	Sept. 11, 2010

Most Passes Completed

1.	33	Tulsa	Oct. 30, 2010
2.	32	vs. Syracuse	Sept. 27, 2014
	32	at Michigan State	Sept. 18, 2010
4.	31	at Florida State	Oct. 18, 2014
	31	USF	Sept. 3, 2011
6.	30	vs. Maryland	Nov. 12, 2011
7.	29	Pittsburgh	Nov. 3, 2012
	29	at Michigan	Sept. 7, 2013
9.	27	vs. Rutgers	Dec. 28, 2013
	27	Air Force	Oct. 8, 2011
	27	USC	Oct. 22, 2011
	27	at Michigan	Sept. 10, 2011

Highest Completion Percentage (min. 10 passes)

1.	82.6	Texas	Sept. 5, 2015 (19-23)
2.	82.1	vs. Syracuse	Sept. 27, 2014 (32-39)
3.	78.9	vs. Maryland	Nov. 12, 2011 (30-38)
4.	76.0	Navy	Oct. 29, 2011 (19-25)
5.	75.0	Air Force	Oct. 8, 2011 (27-36)
6.	73.1	at Pittsburgh	Nov. 7, 2015 (19-26)
	73.1	vs. Miami, Fla.	Oct. 6, 2012 (19-26)
	73.1	Purdue	Sept. 4, 2010 (19-26)
9.	72.0	vs. Navy	Nov. 1, 2014 (18-25)
10.	71.0	Navy	Oct. 10, 2015 (22-31)

Most Passing Yards

1.	471	vs. Syracuse	Oct. 1, 2016
2.	446	at Arizona State	Nov. 8, 2014
3.	391	USF	Sept. 3, 2011
4.	381	Duke	Sept. 24, 2016
	381	Michigan	Sept. 11, 2010
6.	369	at Michigan State	Sept. 18, 2010
7.	363	Wake Forest	Nov. 17, 2012
8.	362	vs. Syracuse	Sept. 27, 2014
9.	355	Temple	Aug. 31, 2013
10.	344	Michigan State	Sept. 17, 2016

Most Passing Yards/Attempt (min. 10 attempts)

1.	13.6	Texas	Sept. 5, 2015 (23-313)
2.	13.5	vs. Syracuse	Oct. 1, 2016 (35-471)
3.	13.4	Rice	Aug. 30, 2014 (22-295)
4.	13.1	Temple	Aug. 31, 2013 (27-355)
5.	12.7	at Air Force	Oct. 26, 2013 (26-331)
6.	12.6	vs. Navy	Nov. 1, 2014 (25-315)
7.	12.1	Navy	Nov. 2, 2013 (20-242)
8.	10.9	at Arizona State	Nov. 8, 2014 (41-446)
9.	10.7	vs. Army	Nov. 20, 2010 (20-214)
10.	10.5	USC	Oct. 17, 2015 (25-262)

Most Passing Yards/Completion (min. 5 completions)

1.	21.1	Rice	Aug. 30, 2014 (14-295)
2.	20.9	Temple	Aug. 31, 2013 (17-355)
3.	20.5	vs. Syracuse	Oct. 1, 2016 (23-471)
4.	20.3	at Arizona State	Nov. 8, 2014 (22-446)
5.	20.2	Navy	Nov. 2, 2013 (12-242)
6.	18.4	at Air Force	Oct. 26, 2013 (18-331)
7.	18.1	Michigan	Sept. 11, 2010 (21-381)
8.	18.0	at Stanford	Nov. 28, 2015 (13-234)
9.	17.7	at Pittsburgh	Nov. 9, 2013 (18-318)
10.	17.5	vs. Navy	Nov. 1, 2014 (18-315)

Most Touchdown Passes

1.	5	at Pittsburgh	Nov. 7, 2015
	5	at Texas	Sept. 4, 2016
	5	at Air Force	Oct. 26, 2013
4.	4	vs. Syracuse	Sept. 27, 2014
	4	Air Force	Oct. 8, 2011
	4	Western Michigan	Oct. 16, 2010
	4	Tulsa	Oct. 30, 2010
	4	at Michigan State	Sept. 18, 2010
9.	3	14 times	

Most Passes Intercepted

1.	4	at Arizona State	Nov. 8, 2014
2.	3	vs. Boston College	Nov. 21, 2015
	3	vs. Florida State	Dec. 29, 2011
	3	at USC	Nov. 27, 2010
	3	Tulsa	Oct. 30, 2010
	3	USF	Sept. 3, 2011
	3	Michigan	Sept. 11, 2010
	3	Oklahoma	Sept. 28, 2013
9.	2	12 times	

Highest Passing Efficiency (min. 11 attempts)

1.	240.0	Texas	Sept. 5, 2015
2.	239.6	at Air Force	Oct. 26, 2013
3.	221.2	at Pittsburgh	Nov. 7, 2015
4.	210.1	Temple	Aug. 31, 2013
5.	209.4	vs. Navy	Nov. 1, 2014
6.	206.3	Rice	Aug. 30, 2014
7.	201.3	vs. Syracuse	Oct. 1, 2016
8.	187.7	Western Michigan	Oct. 16, 2010
9.	183.6	vs. Syracuse	Sept. 27, 2014
10.	180.3	Air Force	Oct. 8, 2011

Most Total Offense Plays

1.	104	Pittsburgh	Nov. 3, 2012 (51 rush, 53 pass)
2.	90	vs. Rutgers	Dec. 28, 2013 (43 rush, 47 pass)
3.	87	at Florida State	Oct. 18, 2014 (35 rush, 52 pass)
4.	84	vs. Maryland	Nov. 12, 2011 (46 rush, 38 pass)
5.	81	North Carolina	Oct. 11, 2014 (43 rush, 38 pass)
	81	at Purdue	Oct. 1, 2011 (40 rush, 41 pass)
	81	at Michigan State	Sept. 18, 2010 (26 rush, 55 pass)
8.	80	Northwestern	Nov. 15, 2014 (40 rush, 40 pass)
	80	vs. Syracuse	Sept. 27, 2014 (41 rush, 39 pass)
	80	Tulsa	Oct. 30, 2010 (24 rush, 56 pass)

Most Total Offense Yards

1.	681	UMass	Sept. 26, 2015 (457 rush, 224 pass)
2.	654	vs. Syracuse	Oct. 1, 2016 (183 rush, 471 pass)
3.	587	vs. Miami, Fla.	Oct. 6, 2012 (376 rush, 211 pass)
4.	584	Wake Forest	Nov. 17, 2012 (221 rush, 363 pass)
5.	576	Rice	Aug. 30, 2014 (281 rush, 295 pass)
6.	560	Air Force	Oct. 8, 2011 (266 rush, 294 pass)
7.	551	at Purdue	Oct. 1, 2011 (287 rush, 264 pass)
8.	543	Temple	Aug. 31, 2013 (188 rush, 355 pass)
9.	535	Michigan	Sept. 11, 2010 (154 rush, 381 pass)
10.	534	Duke	Sept. 24, 2016 (153 rush, 381 pass)

Notre Dame Big Plays

Highest Average Gain/Play

1. 9.1	vs. Syracuse	Oct. 1, 2016 (72-654)
2. 9.0	Navy	Nov. 2, 2013 (56-506)
9.0	Rice	Aug. 30, 2014 (64-576)
4. 8.9	at Stanford	Nov. 28, 2015 (60-533)
5. 8.8	Wake Forest	Nov. 17, 2012 (66-584)
8.8	Temple	Aug. 31, 2013 (62-543)
7. 8.6	UMass	Sept. 26, 2015 (79-681)
8. 8.6	Air Force	Oct. 8, 2011 (65-560)
9. 8.3	vs. Navy	Nov. 1, 2014 (64-533)
10. 7.9	USC	Oct. 17, 2015 (60-476)

Most All-Purpose Yards Gained

1. 836	UMass	Sept. 26, 2015
2. 797	vs. Syracuse	Oct. 1, 2016
3. 723	at Stanford	Nov. 28, 2015
4. 711	Rice	Aug. 30, 2014
5. 697	Air Force	Oct. 8, 2011
6. 686	Northwestern	Nov. 15, 2014
7. 678	USC	Oct. 17, 2015
8. 664	Duke	Sept. 24, 2016
9. 634	at Purdue	Oct. 1, 2011
10. 624	Navy	Nov. 2, 2013

Most All-Purpose Attempts

1. 86	Pittsburgh	Nov. 3, 2012
2. 81	vs. Maryland	Nov. 12, 2011
3. 78	vs. Rutgers	Dec. 28, 2013
4. 77	UMass	Sept. 26, 2015
77	vs. Syracuse	Sept. 27, 2014
6. 75	vs. LSU	Dec. 30, 2014
75	Texas	Sept. 5, 2015
8. 73	Northwestern	Nov. 15, 2014
9. 72	at Florida State	Oct. 18, 2014
72	vs. Miami, Fla.	Oct. 6, 2012
72	at Michigan	Sept. 10, 2011

Most Points Scored

1. 62	UMass	Sept. 26, 2015
2. 59	Air Force	Oct. 8, 2011
3. 56	Navy	Oct. 29, 2011
4. 50	vs. Syracuse	Oct. 1, 2016
50	North Carolina	Oct. 11, 2014
50	vs. Navy	Sept. 1, 2012
7. 49	vs. Navy	Nov. 1, 2014
8. 48	Rice	Aug. 30, 2014
9. 47	at Texas	Sept. 4, 2016
10. 45	vs. Maryland	Nov. 12, 2011
45	at Air Force	Oct. 26, 2013

Most Touchdowns Scored

1. 9	UMass	Sept. 26, 2015
2. 8	Air Force	Oct. 8, 2011
8	Navy	Oct. 29, 2011
4. 7	vs. Navy	Nov. 1, 2014
7	North Carolina	Oct. 11, 2014
7	vs. Navy	Sept. 1, 2012
7. 6	Eight times	

Most Punt Returns

1. 5	Rice	Aug. 30, 2014
2. 4	at Virginia	Sept. 12, 2015
4	Michigan	Sept. 6, 2014
4	Wake Forest	Nov. 17, 2012
4	Purdue	Sept. 8, 2012
6. 3	13 times	

Most Punt Return Yards

1. 80	Rice	Aug. 30, 2014 (5 returns)
2. 63	UMass	Sept. 26, 2015 (3 returns)
3. 61	Louisville	Nov. 22, 2014 (1 return)
4. 51	at Texas	Sept. 4, 2016 (2 returns)
5. 48	USC	Oct. 17, 2015 (2 returns)
48	at Virginia	Sept. 12, 2015 (4 returns)
7. 45	vs. Florida State	Dec. 29, 2011 (3 returns)
8. 39	Nevada	Sept. 10, 2016 (2 returns)
9. 38	Purdue	Sept. 4, 2010 (1 return)
10. 27	Utah	Nov. 13, 2010 (2 returns)
27	vs. Arizona State	Oct. 5, 2013 (1 return)
27	at Michigan State	Sept. 18, 2010 (3 returns)

Highest Average Gain/Punt Return (min. 2 returns)

1. 25.5	at Texas	Sept. 4, 2016 (2-51)
2. 24.0	USC	Oct. 17, 2015 (2-48)
3. 21.0	UMass	Sept. 26, 2015 (3-63)
4. 19.5	Nevada	Sept. 10, 2016 (2-39)
5. 16.0	Rice	Aug. 30, 2014 (5-80)
6. 15.0	vs. Florida State	Dec. 29, 2011 (3-45)
7. 13.5	Utah	Nov. 13, 2010 (2-27)
8. 12.0	at Virginia	Sept. 12, 2015 (4-48)
9. 9.0	at Michigan State	Sept. 18, 2010 (3-27)
10. 8.0	at Michigan State	Sept. 15, 2012 (2-16)

Most Kick Returns

1. 7	Northwestern	Nov. 15, 2014
7	Air Force	Oct. 8, 2011
3. 6	10 times	

Most Kick Return Yards

1. 197	USC	Oct. 22, 2011 (6 returns)
2. 182	at Stanford	Nov. 28, 2015 (6 returns)
3. 151	Louisville	Nov. 22, 2014 (6 returns)
4. 143	vs. Syracuse	Oct. 1, 2016 (4 returns)
5. 142	Michigan State	Sept. 17, 2011 (4 returns)
6. 139	at Stanford	Nov. 30, 2013 (6 returns)
7. 137	Air Force	Oct. 8, 2011 (7 returns)
8. 135	USC	Oct. 17, 2015 (6 returns)
9. 133	Northwestern	Nov. 15, 2014 (7 returns)
10. 126	Tulsa	Oct. 30, 2010 (6 returns)

Highest Average Gain/Kick Return (min. 2 returns)

1. 38.0	at Michigan	Sept. 7, 2013 (2-76)
2. 35.8	vs. Syracuse	Oct. 1, 2016 (4-143)
3. 35.5	Michigan State	Sept. 17, 2011 (4-142)
4. 32.8	USC	Oct. 22, 2011 (6-197)
5. 30.3	at Stanford	Nov. 28, 2015 (6-182)
30.3	Navy	Oct. 29, 2011 (3-91)
7. 29.8	at Purdue	Sept. 14, 2013 (4-119)
8. 28.8	at Wake Forest	Nov. 5, 2011 (4-115)
9. 28.7	vs. Purdue	Sept. 13, 2014 (3-86)
10. 27.8	at Boston College	Oct. 2, 2010 (4-111)

Most Fumble Returns

1. 2	Northwestern	Nov. 15, 2014
2. 1	Seven times	

Most Fumble Returns Yards

1. 77	vs. Navy	Sept. 1, 2012 (1 return)
2. 37	Northwestern	Nov. 15, 2014 (2 returns)
3. 29	vs. Florida State	Dec. 29, 2011 (1 return)
4. 17	Georgia Tech	Sept. 19, 2015 (1 return)
5. 8	at Michigan State	Sept. 15, 2012 (1 return)
6. 6	North Carolina	Oct. 11, 2014 (1 return)
6	vs. Arizona State	Oct. 5, 2013 (1 return)
8. 4	Air Force	Oct. 8, 2011 (1 return)

Most Interceptions

1. 5	Michigan	Sept. 22, 2012
2. 4	vs. Rutgers	Dec. 28, 2013
4	vs. Miami, Fla.	Dec. 31, 2010
4. 3	Michigan	Sept. 6, 2014
3	at Michigan	Sept. 10, 2011
6. 2	15 times	

Most Interception Return Yards

1. 82	Michigan State	Sept. 17, 2011 (1 return)
2. 69	Michigan	Sept. 22, 2012 (5 returns)
3. 57	vs. Maryland	Nov. 12, 2011 (1 return)
4. 56	vs. Army	Nov. 20, 2010 (2 returns)
5. 55	Northwestern	Nov. 15, 2014 (2 returns)
6. 49	Stanford	Oct. 13, 2012 (2 returns)
7. 47	Purdue	Sept. 8, 2012 (2 returns)
8. 34	at Stanford	Nov. 26, 2011 (1 return)
34	at Purdue	Sept. 14, 2013 (1 return)
10. 33	Michigan	Sept. 6, 2014 (3 returns)

Highest Average Gain/Interception Return (min. 2 returns)

1. 28.0	vs. Army	Nov. 20, 2010 (2-56)
2. 27.5	Northwestern	Nov. 15, 2014 (2-55)
3. 24.5	Stanford	Oct. 13, 2012 (2-49)
4. 23.5	Purdue	Sept. 8, 2012 (2-47)
5. 13.8	Michigan	Sept. 22, 2012 (5-69)
6. 13.5	Stanford	Sept. 25, 2010 (2-27)
7. 12.0	vs. Arizona State	Oct. 5, 2013 (2-24)
8. 11.0	at Boston College	Oct. 2, 2010 (2-22)
11.0	Michigan	Sept. 6, 2014 (3-33)
10. 9.5	USC	Oct. 17, 2015 (2-19)

Most Tackles

1. 106	Air Force	Oct. 8, 2011 (46-60)
2. 102	Navy	Nov. 2, 2013 (46-56)
3. 100	at USC	Nov. 29, 2014 (56-44)
4. 94	vs. Syracuse	Oct. 1, 2016 (34-60)
94	Northwestern	Nov. 15, 2014 (51-43)
6. 91	USC	Oct. 22, 2011 (37-54)
7. 88	BYU	Nov. 23, 2013 (36-52)
88	at Air Force	Oct. 26, 2013 (58-30)
88	Navy	Oct. 29, 2011 (36-52)
88	Michigan State	Sept. 17, 2011 (30-58)

Notre Dame Big Plays

Most Sacks

1. 6.0	vs. Arizona State	Oct. 5, 2013
6.0	at Pittsburgh	Sept. 24, 2011
3. 5.0	vs. Florida State	Dec. 29, 2011
5.0	Pittsburgh	Nov. 3, 2012
5.0	at Boston College	Nov. 10, 2012
5.0	at Boston College	Oct. 2, 2010
5.0	Tulsa	Oct. 30, 2010
8. 4.0	11 times	

Most Tackles for Loss

1. 11.0	at Boston College	Oct. 2, 2010
2. 10.0	Tulsa	Oct. 30, 2010
3. 9.0	UMass	Sept. 26, 2015
9.0	at Boston College	Nov. 10, 2012
9.0	Western Michigan	Oct. 16, 2010
6. 8.0	Wake Forest	Nov. 14, 2015
8.0	Louisville	Nov. 22, 2014
8.0	Michigan	Sept. 6, 2014
8.0	Pittsburgh	Nov. 3, 2012
8.0	vs. Arizona State	Oct. 5, 2013
8.0	at Michigan	Sept. 7, 2013
8.0	at Michigan State	Sept. 18, 2010
8.0	at Pittsburgh	Sept. 24, 2011

Most Fumbles Forced

1. 3	at NC State	Oct. 8, 2016
3	Northwestern	Nov. 15, 2014
3	Michigan	Sept. 6, 2014
3	Georgia Tech	Sept. 19, 2015
3	at Boston College	Nov. 10, 2012
3	vs. Arizona State	Oct. 5, 2013
3	Western Michigan	Oct. 16, 2010
8. 2	Michigan	Sept. 6, 2014
2	at Stanford	Nov. 26, 2011
2	Tulsa	Oct. 30, 2010

Most Fumbles Recovered

1. 3	vs. Navy	Sept. 1, 2012
2. 2	at NC State	Oct. 8, 2016
2	Northwestern	Nov. 15, 2014
2	Navy	Oct. 10, 2015
2	Western Michigan	Oct. 16, 2010
2	at Air Force	Oct. 26, 2013
2	Tulsa	Oct. 30, 2010
8. 1	23 times	

Most Pass Breakups

1. 10	Michigan State	Sept. 17, 2011
2. 8	at Michigan State	Sept. 15, 2012
3. 7	UMass	Sept. 26, 2015
7	Air Force	Oct. 8, 2011
7	Stanford	Sept. 25, 2010
6. 6	Georgia Tech	Sept. 19, 2015
7. 5	at USC	Nov. 27, 2010
5	Tulsa	Oct. 30, 2010
5	Michigan	Sept. 11, 2010
5	at Michigan State	Sept. 18, 2010

Most Blocked Kicks

1. 1	14 times
------	----------

INDIVIDUAL GAME RECORDS

Most Carries

1. 27	Robert Hughes vs. Miami, Fla.	Dec. 31, 2010
2. 26	Cierre Wood vs. Boston College	Nov. 19, 2011
3. 25	Cierre Wood at Michigan	Sept. 10, 2011
4. 24	Cam McDaniel vs. BYU	Nov. 23, 2013
5. 23	Cierre Wood at Pittsburgh	Sept. 24, 2011
6. 22	Theo Riddick vs. Pittsburgh	Nov. 3, 2012
22	C.J. Prorise vs. Georgia Tech	Sept. 19, 2015
22	Malik Zaire vs. LSU	Dec. 30, 2014
9. 21	Tarean Folston vs. LSU	Dec. 30, 2014
21	Tarean Folston at Florida State	Oct. 18, 2014
21	Jonas Gray vs. Maryland	Nov. 12, 2011
21	C.J. Prorise vs. Navy	Oct. 10, 2015
21	Cierre Wood vs. USF	Sept. 3, 2011

Most Net Yards Rushing

1. 198	C.J. Prorise vs. Georgia Tech	Sept. 19, 2015
2. 191	Cierre Wood at Purdue	Oct. 1, 2011
3. 168	Josh Adams at Stanford	Nov. 28, 2015
4. 155	C.J. Prorise at Virginia	Sept. 12, 2015
5. 150	Cierre Wood vs. Wake Forest	Nov. 17, 2012
6. 149	Tarean Folston vs. Navy	Nov. 1, 2014
149	C.J. Prorise vs. UMass	Sept. 26, 2015
8. 148	George Atkinson III vs. Oklahoma	Sept. 28, 2013
9. 147	Josh Adams at Pittsburgh	Nov. 7, 2015
10. 146	Theo Riddick at USC	Nov. 24, 2012

Highest Average/Rush (min. 10 carries)

1. 13.6	Cierre Wood vs. Wake Forest	Nov. 17, 2012 (11-150)
2. 12.3	George Atkinson III vs. Miami, Fla.	Oct. 6, 2012 (10-123)
3. 10.6	Josh Adams vs. Nevada	Sept. 10, 2016 (10-106)
4. 10.6	George Atkinson III vs. Oklahoma	Sept. 28, 2013 (14-148)
5. 10.2	Josh Adams vs. UMass	Sept. 26, 2015 (13-133)
6. 9.9	C.J. Prorise vs. UMass	Sept. 26, 2015 (15-149)
7. 9.6	Cierre Wood at Purdue	Oct. 1, 2011 (20-191)
8. 9.5	Theo Riddick vs. BYU	Oct. 20, 2012 (15-143)
9. 9.3	Josh Adams at Stanford	Nov. 28, 2015 (18-168)
10. 9.1	C.J. Prorise at Virginia	Sept. 12, 2015 (17-155)

Most Rushing Touchdowns Scored

1. 3	Everett Golson vs. Rice	Aug. 30, 2014
3	Everett Golson vs. Navy	Nov. 1, 2014
3	Jonas Gray vs. Navy	Oct. 29, 2011
3	C.J. Prorise vs. Navy	Oct. 10, 2015
3	C.J. Prorise vs. Georgia Tech	Sept. 19, 2015
6. 2	16 times	

Longest Rush

1. 98	Josh Adams vs. Wake Forest	Nov. 14, 2015
2. 91	C.J. Prorise vs. Georgia Tech	Sept. 19, 2015
3. 80	George Atkinson III vs. Oklahoma	Sept. 28, 2013
4. 79	Jonas Gray at Pittsburgh	Sept. 24, 2011
79	DeShone Kizer at Temple	Oct. 31, 2015
6. 78	Andrew Hendrix vs. Air Force	Oct. 8, 2011
7. 70	Josh Adams vs. UMass	Sept. 26, 2015
8. 68	Cierre Wood vs. Wake Forest	Nov. 17, 2012
9. 62	Josh Adams at Stanford	Nov. 28, 2015
62	Cierre Wood at Oklahoma	Oct. 27, 2012

Most Passes Attempted

1. 55	Dayne Crist at Michigan State	Sept. 18, 2010
2. 54	Tommy Rees vs. Tulsa	Oct. 30, 2010
3. 52	Everett Golson at Florida State	Oct. 18, 2014
4. 51	Tommy Rees at Michigan	Sept. 7, 2013
5. 47	Tommy Rees vs. Rutgers	Dec. 28, 2013
6. 44	Dayne Crist at Boston College	Oct. 2, 2010
44	Dayne Crist vs. Stanford	Sept. 25, 2010
8. 43	Everett Golson vs. Stanford	Oct. 4, 2014
9. 42	Everett Golson vs. Pittsburgh	Nov. 3, 2012
10. 41	Everett Golson at Arizona State	Nov. 8, 2014
41	Tommy Rees at Pittsburgh	Sept. 24, 2011

Most Passes Completed

1. 33	Tommy Rees vs. Tulsa	Oct. 30, 2010
2. 32	Dayne Crist at Michigan State	Sept. 18, 2010
32	Everett Golson vs. Syracuse	Sept. 27, 2014
4. 31	Everett Golson at Florida State	Oct. 18, 2014
5. 30	Tommy Rees vs. Maryland	Nov. 12, 2011
6. 29	Tommy Rees at Michigan	Sept. 7, 2013
7. 27	Tommy Rees vs. Rutgers	Dec. 28, 2013
27	Tommy Rees at Michigan	Sept. 10, 2011
9. 25	Everett Golson vs. Purdue	Sept. 13, 2014
25	Dayne Crist vs. Stanford	Sept. 25, 2010

Highest Completion Percentage (min. 10 attempts)

1. 86.4	Malik Zaire vs. Texas	Sept. 5, 2015 (19-22)
2. 83.3	DeShone Kizer vs. Nevada	Sept. 10, 2016 (15-18)
3. 82.1	Everett Golson vs. Syracuse	Sept. 27, 2014 (32-39)
4. 80.0	Malik Zaire vs. LSU	Dec. 30, 2014 (12-15)
5. 78.9	Tommy Rees vs. Maryland	Nov. 12, 2011 (30-38)
6. 77.3	Everett Golson vs. Miami, Fla.	Oct. 6, 2012 (17-22)
77.3	Tommy Rees at Air Force	Oct. 26, 2013 (17-22)
8. 73.3	DeShone Kizer vs. Navy	Oct. 10, 2015 (22-30)
9. 73.1	DeShone Kizer at Pittsburgh	Nov. 7, 2015 (19-26)
73.1	Dayne Crist vs. Purdue	Sept. 4, 2010 (19-26)

Most Passing Yards

1. 471	DeShone Kizer vs. Syracuse	Oct. 1, 2016
2. 446	Everett Golson at Arizona State	Nov. 8, 2014
3. 381	DeShone Kizer vs. Duke	Sept. 24, 2016
4. 369	Dayne Crist at Michigan State	Sept. 18, 2010
5. 362	Everett Golson vs. Syracuse	Sept. 27, 2014
6. 346	Everett Golson vs. Wake Forest	Nov. 17, 2012
346	Tommy Rees vs. Temple	Aug. 31, 2013
8. 344	DeShone Kizer vs. Michigan State	Sept. 17, 2016
9. 334	Tommy Rees vs. Tulsa	Oct. 30, 2010
10. 324	DeShone Kizer vs. Boston College	Nov. 21, 2015

Most Passing Yards/Attempt (min. 10 attempts)

1. 15.0	Tommy Rees vs. Temple	Aug. 31, 2013 (23-346)
2. 14.2	Malik Zaire vs. Texas	Sept. 5, 2015 (22-313)
3. 13.5	DeShone Kizer vs. Syracuse	Oct. 1, 2016 (35-471)
4. 13.4	Everett Golson vs. Rice	Aug. 30, 2014 (22-295)
5. 12.9	Tommy Rees at Air Force	Oct. 26, 2013 (22-284)
6. 12.6	Everett Golson vs. Navy	Nov. 1, 2014 (25-315)
7. 12.1	Tommy Rees vs. Navy	Nov. 2, 2013 (20-242)
8. 11.5	Everett Golson vs. Wake Forest	Nov. 17, 2012 (30-346)
9. 11.1	Dayne Crist vs. Michigan	Sept. 11, 2010 (25-277)
10. 10.9	Everett Golson at Arizona State	Nov. 8, 2014 (41-446)

Notre Dame Big Plays

Most Passing Yards/Completion (min. 5 completions)

1.	21.6	Tommy Rees vs. Temple	Aug. 31, 2013 (16-346)
2.	21.3	Dayne Crist vs. Michigan	Sept. 11, 2010 (13-277)
3.	21.1	Everett Golson vs. Rice	Aug. 30, 2014 (14-295)
4.	20.5	DeShone Kizer vs. Syracuse	Oct. 1, 2016 (23-471)
5.	20.3	Everett Golson at Arizona State	Nov. 8, 2014 (22-446)
6.	20.2	Tommy Rees vs. Navy	Nov. 2, 2013 (12-242)
7.	18.9	Malik Zaire at USC	Nov. 29, 2014 (9-120)
8.	18.0	DeShone Kizer at Stanford	Nov. 28, 2015 (13-234)
9.	17.7	Tommy Rees at Pittsburgh	Nov. 9, 2013 (18-318)
10.	17.5	Andrew Hendrix at Stanford	Nov. 26, 2011 (11-192)
	17.5	Everett Golson vs. Navy	Nov. 1, 2014 (18-315)

Most Touchdown Passes

1.	5	Tommy Rees at Air Force	Oct. 26, 2013
	5	DeShone Kizer at Texas	Sept. 4, 2016
	5	DeShone Kizer at Pittsburgh	Nov. 7, 2015
4.	4	Dayne Crist at Michigan State	Sept. 18, 2010
	4	Tommy Rees vs. Air Force	Oct. 8, 2011
	4	Tommy Rees vs. Tulsa	Oct. 30, 2010
	4	Everett Golson vs. Syracuse	Sept. 27, 2014
8.	3	14 times	

Most Passes Intercepted

1.	4	Everett Golson at Arizona State	Nov. 8, 2014
2.	3	DeShone Kizer vs. Boston College	Nov. 21, 2015
	3	Tommy Rees at USC	Nov. 27, 2010
	3	Tommy Rees vs. Tulsa	Oct. 30, 2010
	3	Tommy Rees vs. Oklahoma	Sept. 28, 2013
6.	2	13 times	

Highest Passing Efficiency (min. 10 attempts)

1.	260.7	Tommy Rees at Air Force	Oct. 26, 2013
2.	250.9	Malik Zaire vs. Texas	Sept. 5, 2015
3.	239.0	Tommy Rees vs. Temple	Aug. 31, 2013
4.	221.2	DeShone Kizer at Pittsburgh	Nov. 7, 2015
5.	209.4	Everett Golson vs. Navy	Nov. 1, 2014
6.	206.5	DeShone Kizer at Texas	Sept. 4, 2016
7.	206.3	Everett Golson vs. Rice	Aug. 30, 2014
8.	201.3	DeShone Kizer vs. Syracuse	Oct. 1, 2016
9.	189.9	Everett Golson vs. Wake Forest	Nov. 17, 2012
10.	186.1	DeShone Kizer at Virginia	Sept. 12, 2015

Longest Pass Completion

1.	95	Dayne Crist vs. Michigan	Sept. 11, 2010
2.	82	Tommy Rees at Purdue	Sept. 14, 2013
3.	81	DeShone Kizer vs. Ohio State	Jan. 1, 2016
4.	80	Dayne Crist vs. Western Michigan	Oct. 16, 2010
	80	Tommy Rees at Pittsburgh	Nov. 9, 2013
6.	79	DeShone Kizer vs. Syracuse	Oct. 1, 2016
7.	78	Everett Golson vs. Navy	Nov. 1, 2014
8.	75	Everett Golson vs. Rice	Aug. 30, 2014
	75	DeShone Kizer vs. USC	Oct. 17, 2015
10.	73	DeShone Kizer at Stanford	Nov. 28, 2015

Most Passes Caught

1.	13	Michael Floyd at Michigan	Sept. 10, 2011
2.	12	Michael Floyd at Purdue	Oct. 1, 2011
	12	Michael Floyd vs. USF	Sept. 3, 2011
4.	11	Michael Floyd at USC	Nov. 27, 2010
11		Michael Floyd vs. Tulsa	Oct. 30, 2010
6.	10	Michael Floyd vs. Boston College	Nov. 19, 2011
10		Theo Riddick at Michigan State	Sept. 18, 2010
8.	9	Will Fuller vs. Northwestern	Nov. 15, 2014
9		Will Fuller vs. Michigan	Sept. 6, 2014
9		Michael Floyd vs. Maryland	Nov. 12, 2011
9		Michael Floyd vs. Western Michigan	Oct. 16, 2010
9		TJ Jones at Michigan	Sept. 7, 2013
9		Theo Riddick at Boston College	Oct. 2, 2010

Most Yards Receiving

1.	182	Equanimeous St. Brown vs. Syracuse	Oct. 1, 2016 (4)
2.	167	DaVaris Daniels at Purdue	Sept. 14, 2013 (8)
3.	164	Kyle Rudolph vs. Michigan	Sept. 11, 2010 (8)
4.	159	Michael Floyd at Michigan	Sept. 10, 2011 (13)
	159	Will Fuller vs. Northwestern	Nov. 15, 2014 (9)
6.	157	Michael Floyd vs. Western Michigan	Oct. 16, 2010 (9)
7.	154	Michael Floyd vs. USF	Sept. 3, 2011 (12)
8.	152	Will Fuller at Pittsburgh	Nov. 7, 2015 (7)
9.	149	TJ Jones at Pittsburgh	Nov. 9, 2013 (6)
10.	142	Will Fuller vs. Texas	Sept. 5, 2015 (7)

Highest Average/Reception (min. 3 receptions)

1.	45.5	Equanimeous St. Brown vs. Syracuse	Oct. 1, 2016 (4-182)
2.	43.7	Will Fuller vs. USC	Oct. 17, 2015 (3-131)
3.	30.7	Amir Carlisle at Arizona State	Nov. 8, 2014 (3-92)
4.	27.8	TJ Jones vs. Navy	Nov. 2, 2013 (4-111)
5.	25.0	C.J. Prorise at Clemson	Oct. 3, 2015 (4-100)
6.	24.8	TJ Jones at Pittsburgh	Nov. 9, 2013 (6-149)
	24.8	Will Fuller at Virginia	Sept. 12, 2015 (5-124)
8.	24.5	Tyler Eifer vs. Purdue	Sept. 8, 2012 (4-98)
9.	24.3	TJ Jones vs. Michigan	Sept. 11, 2010 (3-73)
10.	24.0	Will Fuller vs. Boston College	Nov. 21, 2015 (3-72)
	24.0	Kevin Stepherson vs. Duke	Sept. 24, 2016 (3-72)

Most Touchdown Receptions

1.	3	Will Fuller vs. Northwestern	Nov. 15, 2014
	3	Will Fuller at Pittsburgh	Nov. 7, 2015
	3	Michael Floyd vs. Western Michigan	Oct. 16, 2010
4.	2	16 times	

Longest Pass Reception

1.	95	Kyle Rudolph vs. Michigan	Sept. 11, 2010
2.	82	DaVaris Daniels at Purdue	Sept. 14, 2013
3.	81	Will Fuller vs. Ohio State	Jan. 1, 2016
4.	80	Michael Floyd vs. Western Michigan	Oct. 16, 2010
	80	TJ Jones at Pittsburgh	Nov. 9, 2013
6.	79	Equanimeous St. Brown vs. Syracuse	Oct. 1, 2016
7.	78	C.J. Prorise vs. Navy	Nov. 1, 2014
8.	75	Will Fuller vs. USC	Oct. 17, 2015
	75	Will Fuller vs. Rice	Aug. 30, 2014
10.	73	Will Fuller at Stanford	Nov. 28, 2015

Most Total Offense Plays

1.	63	Everett Golson at Florida State	Oct. 18, 2014 (11r,52p)
2.	61	Dayne Crist at Michigan State	Sept. 18, 2010 (6r,55p)
3.	57	Everett Golson vs. Pittsburgh	Nov. 3, 2012 (15r,42p)
4.	57	Everett Golson at Arizona State	Nov. 3, 2014 (16r,41p)
5.	56	Tommy Rees vs. Tulsa	Oct. 30, 2010 (2r,54p)
6.	54	Everett Golson vs. Purdue	Sept. 13, 2014 (14r,40p)
7.	53	DeShone Kizer at Temple	Oct. 31, 2015 (17r,36p)
8.	52	DeShone Kizer vs. Ohio State	Jan. 1, 2016 (15r,37)
	52	Tommy Rees at Michigan	Sept. 7, 2013 (1r,51p)
10.	50	Four times	

Most Total Offense Yards

1.	472	DeShone Kizer vs. Syracuse	Oct. 1, 2016 (1r,471p)
2.	442	DeShone Kizer at Temple	Oct. 31, 2015 (143r,299p)
3.	441	DeShone Kizer vs. Duke	Sept. 24, 2016 (60r,381p)
4.	435	Everett Golson at Arizona State	Nov. 8, 2014 (-11r,446p)
5.	383	Everett Golson vs. Syracuse	Sept. 27, 2014 (21r,362p)
6.	381	DeShone Kizer at Clemson	Oct. 3, 2015 (60r,321p)
7.	377	Dayne Crist at Michigan State	Sept. 18, 2010 (8r,369p)
8.	371	Everett Golson vs. North Carolina	Oct. 11, 2014 (71r,300p)
9.	365	Everett Golson vs. Northwestern	Nov. 15, 2014 (78r,287p)
10.	362	DeShone Kizer at Stanford	Nov. 28, 2015 (128r,234p)

Highest Average/Play (min. 20 plays)

1.	14.2	Tommy Rees vs. Temple	Aug. 31, 2013 (24-341)
2.	12.1	Tommy Rees vs. Navy	Nov. 2, 2013 (20-242)
3.	12.0	Tommy Rees at Air Force	Oct. 26, 2013 (23-276)
4.	11.2	Everett Golson vs. Wake Forest	Nov. 17, 2012 (31-346)
5.	10.7	DeShone Kizer vs. Syracuse	Oct. 1, 2016 (44-472)
6.	10.6	Malik Zaire vs. Texas	Sept. 5, 2015 (31-329)
7.	10.2	Everett Golson vs. Navy	Nov. 1, 2014 (34-348)
	10.2	Dayne Crist vs. Michigan	Sept. 11, 2010 (29-296)
9.	9.9	Tommy Rees vs. Navy	Oct. 29, 2011 (23-228)
	9.9	Everett Golson vs. Rice	Aug. 30, 2014 (34-336)

Most All-Purpose Yards Gained

1.	213	Cierre Wood at Purdue	Oct. 1, 2011
2.	204	TJ Jones at Pittsburgh	Nov. 9, 2013
3.	203	C.J. Prorise vs. Georgia Tech	Sept. 19, 2015
4.	196	Josh Adams at Stanford	Nov. 28, 2015
5.	194	Amir Carlisle at Arizona State	Nov. 8, 2014
6.	190	C.J. Sanders at Stanford	Nov. 28, 2015
7.	187	George Atkinson III vs. Navy	Nov. 2, 2013
	187	Tarean Folston vs. Navy	Nov. 1, 2014
9.	185	C.J. Prorise vs. Navy	Oct. 10, 2015
10.	182	C.J. Sanders vs. Syracuse	Oct. 1, 2016
	182	Equanimeous St. Brown vs. Syracuse	Oct. 1, 2016

Most All-Purpose Attempts

1.	28	Robert Hughes vs. Miami, Fla.	Dec. 31, 2010
2.	27	Cam McDaniel vs. BYU	Nov. 23, 2013
3.	26	Theo Riddick vs. Pittsburgh	Nov. 3, 2012
	26	Cierre Wood vs. Boston College	Nov. 19, 2011
5.	25	C.J. Prorise vs. Navy	Oct. 10, 2015
	25	Cierre Wood at Michigan	Sept. 10, 2011
7.	24	C.J. Prorise vs. USC	Oct. 17, 2015
	24	Cierre Wood vs. USF	Sept. 3, 2011
	24	Cierre Wood at Pittsburgh	Sept. 24, 2011
10.	23	Armando Allen Jr. at Boston College	Oct. 2, 2010
	23	Theo Riddick at USC	Nov. 24, 2012

Notre Dame Big Plays

Longest Fumble Return

1.	77	Stephon Tuitt vs. Navy	Sept. 1, 2012
2.	32	Austin Collinsworth vs. Northwestern	Nov. 15, 2014
3.	29	Zeke Motta vs. Florida State	Dec. 29, 2011
4.	17	Jaylon Smith vs. Georgia Tech	Sept. 19, 2015
5.	8	Manti Te'o at Michigan State	Sept. 15, 2012
6.	6	Elijah Shumate vs. North Carolina	Oct. 11, 2014
	6	Dan Fox vs. Arizona State	Oct. 5, 2013
8.	5	Drue Tranquill vs. Northwestern	Nov. 15, 2014
9.	4	Robert Blanton vs. Air Force	Oct. 8, 2011

Most Punt Returns

1.	4	C.J. Sanders at Virginia	Sept. 12, 2015
	4	DaVonte' Neal vs. Wake Forest	Nov. 17, 2012
	4	DaVonte' Neal vs. Purdue	Sept. 8, 2012
4.	3	14 times	

Most Punt Return Yards

1.	63	C.J. Sanders vs. UMass	Sept. 26, 2015 (3 returns)
2.	61	Greg Bryant vs. Louisville	Nov. 22, 2014 (1 return)
3.	51	C.J. Sanders at Texas	Sept. 4, 2016 (2 returns)
4.	49	Cody Riggs vs. Rice	Aug. 30, 2014 (2 returns)
5.	48	C.J. Sanders at Virginia	Sept. 12, 2015 (4 returns)
6.	44	Michael Floyd vs. Florida State	Dec. 29, 2011 (2 returns)
7.	38	Armando Allen Jr. vs. Purdue	Sept. 4, 2010 (1 return)
8.	31	Greg Bryant vs. Rice	Aug. 30, 2014 (3 returns)
9.	27	Robert Blanton vs. Utah	Nov. 13, 2010 (2 returns)
	27	John Goodman at Michigan State	Sept. 18, 2010 (3 returns)
	27	TJ Jones vs. Arizona State	Oct. 5, 2013 (1 return)

Highest Average/Punt Return (min. 2 returns)

1.	25.5	C.J. Sanders at Texas	Sept. 4, 2016 (2-51)
2.	24.5	Cody Riggs vs. Rice	Aug. 30, 2014 (2-49)
3.	22.0	Michael Floyd vs. Florida State	Dec. 29, 2011 (2-44)
4.	21.0	C.J. Sanders vs. UMass	Sept. 26, 2015 (3-63)
5.	13.5	Robert Blanton vs. Utah	Nov. 13, 2010 (2-27)
6.	12.0	C.J. Sanders at Virginia	Sept. 12, 2015 (4-48)
7.	10.3	Greg Bryant vs. Rice	Aug. 30, 2014 (3-31)
8.	9.0	John Goodman at Michigan State	Sept. 18, 2010 (3-27)
9.	8.0	DaVonte' Neal at Michigan State	Sept. 15, 2012 (2-16)
10.	7.7	TJ Jones vs. Temple	Aug. 31, 2013 (3-23)

Most Kick Return

1.	6	Amir Carlisle vs. Northwestern	Nov. 15, 2014
	6	Amir Carlisle vs. Louisville	Nov. 22, 2014
	6	C.J. Sanders at Stanford	Nov. 28, 2015
	6	C.J. Sanders vs. USC	Oct. 17, 2015
	6	George Atkinson III at Stanford	Nov. 30, 2013
	6	Bennett Jackson at Navy	Oct. 23, 2010
	6	Bennett Jackson vs. Tulsa	Oct. 30, 2010
8.	5	10 times	

Most Kick Return Yards

1.	182	C.J. Sanders at Stanford	Nov. 28, 2015 (6 returns)
2.	178	George Atkinson III vs. USC	Oct. 22, 2011 (5 returns)
3.	151	Amir Carlisle vs. Louisville	Nov. 22, 2014 (6 returns)
4.	143	C.J. Sanders vs. Syracuse	Oct. 1, 2016 (4 returns)
	142	George Atkinson III vs. Michigan St.	Sept. 17, 2011 (4 returns)
6.	139	George Atkinson III at Stanford	Nov. 30, 2013 (6 returns)
7.	135	C.J. Sanders vs. USC	Oct. 17, 2015 (6 returns)
8.	126	Bennett Jackson vs. Tulsa	Oct. 30, 2010 (6 returns)
9.	124	George Atkinson III vs. Air Force	Oct. 8, 2011 (5 returns)
10.	123	Bennett Jackson at Navy	Oct. 23, 2010 (6 returns)

Highest Average/Kick Return (min. 2 returns)

1.	38.0	George Atkinson III at Michigan	Sept. 7, 2013 (2-76)
2.	35.8	C.J. Sanders vs. Syracuse	Oct. 1, 2016 (4-143)
3.	35.6	George Atkinson III vs. USC	Oct. 22, 2011 (5-178)
4.	35.5	C.J. Sanders at Clemson	Oct. 3, 2015 (2-71)
	35.5	George Atkinson III vs. Michigan St.	Sept. 17, 2011 (4-142)
6.	33.5	Austin Collinsworth at Wake Forest	Nov. 5, 2011 (2-67)
7.	30.3	C.J. Sanders at Stanford	Nov. 28, 2015 (6-182)
8.	30.0	George Atkinson III at Pittsburgh	Sept. 24, 2011 (2-60)
9.	29.8	George Atkinson III at Purdue	Sept. 14, 2013 (4-119)
10.	29.0	George Atkinson III vs. Navy	Oct. 29, 2011 (2-58)

Most Fumble Returns

1.	1	Austin Collinsworth vs. Northwestern	Nov. 15, 2014
	1	Elijah Shumate vs. North Carolina	Oct. 11, 2014
	1	Jaylon Smith vs. Georgia Tech	Sept. 19, 2015
	1	Robert Blanton vs. Air Force	Oct. 8, 2011
	1	Dan Fox vs. Arizona State	Oct. 5, 2013
	1	Zeke Motta vs. Florida State	Dec. 29, 2011
	1	Manti Te'o at Michigan State	Sept. 15, 2012
	1	Stephon Tuitt vs. Navy	Sept. 1, 2012

Most Fumble Returns Yards

1.	77	Stephon Tuitt vs. Navy	Sept. 1, 2012 (1 return)
2.	32	Austin Collinsworth vs. Northwestern	Nov. 15, 2014 (1 return)
3.	29	Zeke Motta vs. Florida State	Dec. 29, 2011 (1 return)
4.	17	Jaylon Smith vs. Georgia Tech	Sept. 19, 2015 (1 return)
5.	8	Manti Te'o at Michigan State	Sept. 15, 2012 (1 return)
6.	6	Elijah Shumate vs. North Carolina	Oct. 11, 2014 (1 return)
	6	Dan Fox vs. Arizona State	Oct. 5, 2013 (1 return)
8.	5	Drue Tranquill vs. Northwestern	Nov. 15, 2014 (1 return)
9.	4	Robert Blanton vs. Air Force	Oct. 8, 2011 (1 return)

Most Interceptions

1.	3	Harrison Smith vs. Miami, Fla.	Dec. 31, 2010
2.	2	Cole Luke vs. Stanford	Oct. 4, 2014
	2	Bennett Jackson vs. Purdue	Sept. 8, 2012
	2	Manti Te'o vs. Michigan	Sept. 22, 2012

Most Interception Return Yards

1.	82	Robert Blanton vs. Michigan State	Sept. 17, 2011 (1 return)
2.	57	Lo Wood vs. Maryland	Nov. 12, 2011 (1 return)
3.	49	Matthias Farley vs. Stanford	Oct. 13, 2012 (1 return)
4.	47	Bennett Jackson vs. Purdue	Sept. 8, 2012 (2 returns)
5.	42	Darrin Walls vs. Army	Nov. 20, 2010 (1 return)
6.	39	Matthias Farley vs. Northwestern	Nov. 15, 2014 (1 return)
7.	34	Darius Fleming at Stanford	Nov. 26, 2011 (1 return)
	34	Bennett Jackson at Purdue	Sept. 14, 2013 (1 return)
9.	31	KeiVarae Russell vs. Michigan	Sept. 22, 2012 (1 return)
10.	30	Devin Studstill vs. Michigan State	Sept. 17, 2016

Highest Average/Interception Return (min. 2 returns)

1.	23.5	Bennett Jackson vs. Purdue	Sept. 8, 2012 (2-47)
2.	14.0	Manti Te'o vs. Michigan	Sept. 22, 2012 (2-28)
3.	5.3	Harrison Smith vs. Miami, Fla.	Dec. 31, 2010 (3-16)
4.	-1.5	Cole Luke vs. Stanford	Oct. 4, 2014 (2-(-3))

Most Tackles

1.	21	Manti Te'o vs. Stanford	Sept. 25, 2010 (8-13)
2.	16	Zeke Motta vs. Alabama	Jan. 7, 2013 (7-9)
3.	15	Jaylon Smith at Stanford	Nov. 28, 2015 (8-7)
	15	Dan Fox at Stanford	Nov. 30, 2013 (7-8)
5.	14	Jaylon Smith at USC	Nov. 29, 2014 (6-8)
	14	Jaylon Smith vs. Stanford	Oct. 4, 2014 (7-7)
	14	Jaylon Smith vs. USC	Oct. 17, 2015 (6-8)
	14	Jaylon Smith vs. Wake Forest	Nov. 14, 2015
	14	Max Redfield at Clemson	Oct. 3, 2015 (11-3)
	14	Max Redfield vs. LSU	Dec. 30, 2014 (10-4)
	14	Harrison Smith vs. USC	Oct. 22, 2011 (7-7)
	14	Manti Te'o vs. USF	Sept. 3, 2011 (6-8)

Most Sacks

1.	3.0	Prince Shembo at Boston College	Nov. 10, 2012
	3.0	Prince Shembo vs. Arizona State	Oct. 5, 2013
3.	2.0	16 times	

Most Tackles for Loss

1.	4.0	Prince Shembo at Boston College	Nov. 10, 2012
2.	3.5	Carlo Calabrese at Boston College	Oct. 2, 2010
3.	3.0	Robert Blanton vs. Michigan State	Sept. 17, 2011
	3.0	Sheldon Day at Pittsburgh	Nov. 9, 2013
	3.0	Darius Fleming at Pittsburgh	Sept. 24, 2011
	3.0	Jarron Jones at Florida State	Oct. 18, 2014
	3.0	Romeo Okwara vs. Wake Forest	Nov. 14, 2015
	3.0	Romeo Okwara at Temple	Oct. 31, 2015
	3.0	Prince Shembo vs. Arizona State	Oct. 5, 2013
	3.0	Manti Te'o at Purdue	Oct. 1, 2011

Most Fumbles Forced

1.	2	Stephon Tuitt at Boston College	Nov. 10, 2012
2.	1	many others	

Most Fumbles Recovered

1.	1	38 times	
----	---	----------	--

Most Pass Breakups

1.	5	Harrison Smith vs. Michigan State	Sept. 17, 2011
2.	3	Cole Luke at Arizona State	Nov. 8, 2014
	3	Robert Blanton vs. Michigan State	Sept. 17, 2011
	3	KeiVarae Russell vs. Rutgers	Dec. 28, 2013
	3	KeiVarae Russell vs. Michigan State	Sept. 21, 2013
6.	2	24 times	

Most Blocked Kicks

1.	1	Robert Blanton vs. Utah	Nov. 13, 2010
	1	Ben Councill vs. Michigan	Sept. 6, 2014
	1	Darius Fleming vs. Air Force	Oct. 8, 2011
	1	Jarron Jones vs. Syracuse	Oct. 1, 2016
	1	Jarron Jones vs. Temple	Aug. 31, 2013
	1	Jarron Jones vs. BYU	Nov. 23, 2013
	1	Jarron Jones vs. North Carolina	Oct. 11, 2014
	1	Jarron Jones at Texas	Sept. 4, 2016
	1	Jarron Jones vs. Syracuse	Sept. 27, 2014
	1	Mike McGlinchey vs. Northwestern	Nov. 15, 2014
	1	Romeo Okwara vs. UMass	Sept. 26, 2015
	1	Isaac Rochell vs. LSU	Dec. 30, 2014
	1	Equanimeous St. Brown vs. USC	Oct. 17, 2015
	1	Drue Tranquill vs. Stanford	Oct. 4, 2014
	1	Stephon Tuitt vs. Stanford	Oct. 13, 2012

Notre Dame Big Plays

Most Points Scored

1.	18	Tarean Folston vs. North Carolina	Nov. 11, 2014
	18	Michael Floyd vs. Western Michigan	Oct. 16, 2010
	18	Everett Golson vs. Rice	Aug. 30, 2014
	18	Jonas Gray vs. Navy	Oct. 29, 2011
	18	Will Fuller at Pittsburgh	Nov. 7, 2015
	18	Will Fuller vs. Northwestern	Nov. 15, 2014
	18	Everett Golson vs. Navy	Nov. 1, 2014
	18	C.J. Prosise vs. Navy	Oct. 10, 2015
	18	C.J. Prosise vs. Georgia Tech	Sept. 19, 2015
10.	17	Kyle Brindza vs. Rutgers	Dec. 28, 2013

Most Touchdowns Scored

1.	3	Tarean Folston vs. North Carolina	Oct. 11, 2014
	3	Will Fuller at Pittsburgh	Nov. 7, 2015
	3	Will Fuller vs. Northwestern	Nov. 15, 2014
	3	Everett Golson vs. Navy	Nov. 1, 2014
	3	C.J. Prosise vs. Navy	Oct. 10, 2015
	3	Everett Golson vs. Rice	Aug. 30, 2014
	3	Michael Floyd vs. Western Michigan	Oct. 16, 2010
	3	Jonas Gray vs. Navy	Oct. 29, 2011
	3	C.J. Prosise vs. Georgia Tech	Sept. 19, 2015
4.	2	34 times	

Most Extra Points Made

1.	8	Justin Yoon vs. UMass	Sept. 26, 2015
	8	David Ruffer vs. Navy	Oct. 29, 2011
3.	7	Kyle Brindza vs. Navy	Nov. 1, 2014
	7	David Ruffer vs. Air Force	Oct. 8, 2011
5.	6	Justin Yoon vs. Syracuse	Oct. 1, 2016
	6	Kyle Brindza vs. Rice	Aug. 30, 2014
	6	Kyle Brindza at Air Force	Oct. 26, 2013
	6	David Ruffer vs. Maryland	Nov. 12, 2011
	6	Kyle Brindza vs. North Carolina	Oct. 11, 2014
	6	Justin Yoon at Pittsburgh	Nov. 7, 2015
	6	Justin Yoon at Texas	Sept. 4, 2016

Most Extra Points Attempted

1.	9	Justin Yoon vs. UMass	Sept. 26, 2015
	8	David Ruffer vs. Navy	Oct. 29, 2011
3.	7	Kyle Brindza vs. Navy	Nov. 1, 2014
	7	David Ruffer vs. Air Force	Oct. 8, 2011
5.	6	Justin Yoon vs. Syracuse	Oct. 1, 2016
	6	Justin Yoon at Pittsburgh	Nov. 7, 2015
	6	Justin Yoon at Texas	Sept. 4, 2016
	6	Kyle Brindza vs. North Carolina	Oct. 11, 2014
	6	Kyle Brindza vs. Rice	Aug. 30, 2014
	6	Kyle Brindza at Air Force	Oct. 26, 2013
	6	David Ruffer vs. Maryland	Nov. 12, 2011
	6	David Ruffer vs. Western Michigan	Oct. 16, 2010
	6	Nick Tausch vs. Navy	Sept. 1, 2012

Most Points Scored by Kicking

1.	17	Kyle Brindza vs. Rutgers	Dec. 28, 2013
2.	16	Kyle Brindza at USC	Nov. 24, 2012
3.	13	Kyle Brindza vs. Arizona State	Oct. 5, 2013
4.	12	Justin Yoon vs. Syracuse	Oct. 1, 2016
	12	Justin Yoon at Stanford	Nov. 28, 2015
	12	Kyle Brindza vs. Purdue	Sept. 13, 2014
	12	Kyle Brindza vs. Rice	Aug. 30, 2014
	12	Kyle Brindza at Oklahoma	Oct. 27, 2012
	12	Kyle Brindza at Michigan	Sept. 7, 2013
	12	David Ruffer vs. Miami, Fla.	Dec. 31, 2010

Most Field Goals Attempted

1.	6	Kyle Brindza vs. Rutgers	Dec. 28, 2013
	6	Kyle Brindza at USC	Nov. 24, 2012
3.	4	Kyle Brindza vs. Purdue	Sept. 13, 2014
	4	Kyle Brindza vs. Pittsburgh	Nov. 3, 2012
	4	Kyle Brindza vs. Arizona State	Oct. 5, 2013
	4	Kyle Brindza at Oklahoma	Oct. 27, 2012
	4	David Ruffer vs. Miami, Fla.	Dec. 31, 2010
8.	3	16 times	

Most Field Goals Made

1.	5	Kyle Brindza vs. Rutgers	Dec. 28, 2013
	5	Kyle Brindza at USC	Nov. 24, 2012
3.	3	12 times	

Longest Field Goal

1.	53	Kyle Brindza vs. Arizona State	Oct. 5, 2013
2.	52	Justin Yoon vs. Navy	Oct. 10, 2015
	52	Kyle Brindza at USC	Nov. 24, 2012
	52	David Ruffer vs. Maryland	Nov. 12, 2011
5.	51	Kyle Brindza vs. BYU	Nov. 23, 2013
	51	Kyle Brindza at Air Force	Oct. 26, 2013
7.	50	David Ruffer vs. Miami, Fla.	Dec. 31, 2010
	50	David Ruffer vs. Pittsburgh	Oct. 9, 2010
9.	49	Kyle Brindza vs. Rutgers	Dec. 28, 2013
10.	48	Kyle Brindza vs. Purdue	Sept. 13, 2014

Most Punts

1.	8	Ben Turk vs. Boston College	Nov. 19, 2011
	8	Ben Turk at Boston College	Oct. 2, 2010
	8	Ben Turk vs. Tulsa	Oct. 30, 2010
	8	Ben Turk vs. Michigan	Sept. 11, 2010
	8	Ben Turk at Michigan State	Sept. 15, 2012
6.	7	Tyler Newsome at Clemson	Oct. 3, 2015
	7	Tyler Newsome at Texas	Sept. 4, 2016
	7	Kyle Brindza vs. USC	Oct. 19, 2013
	7	Ben Turk vs. Florida State	Dec. 29, 2011

Most Yards Punting

1.	352	Ben Turk vs. Boston College	Nov. 19, 2011 (8 punts)
2.	339	Ben Turk at Michigan State	Sept. 15, 2012 (8 punts)
3.	329	Ben Turk vs. Tulsa	Oct. 30, 2010 (8 punts)
4.	313	Ben Turk at Boston College	Oct. 2, 2010 (8 punts)
5.	310	Ben Turk vs. Michigan	Sept. 11, 2010 (8 punts)
6.	302	Tyler Newsome vs. Michigan State	Sept. 17, 2016 (6 punts)
7.	289	Tyler Newsome vs. Ohio State	Jan. 1, 2016 (6 punts)
8.	285	Ben Turk vs. Florida State	Dec. 29, 2011 (7 punts)
9.	268	Tyler Newsome at Texas	Sept. 4, 2016 (7 punts)
10.	263	Tyler Newsome at Clemson	Oct. 3, 2015 (7 punts)

Highest Average/Punt (min. 3 punts)

1.	55.8	Tyler Newsome at Virginia	Sept. 12, 2015 (4-223)
2.	52.4	Tyler Newsome vs. UMass	Sept. 26, 2015 (5-262)
3.	51.8	Tyler Newsome at Pittsburgh	Nov. 7, 2015 (4-207)
4.	50.3	Tyler Newsome vs. Michigan State	Sept. 17, 2016 (6-302)
5.	48.2	Tyler Newsome vs. Ohio State	Jan. 1, 2016 (6-289)
	48.2	Kyle Brindza vs. Purdue	Sept. 13, 2014 (4-193)
7.	48.0	Kyle Brindza vs. Rice	Aug. 30, 2014 (3-144)
8.	47.0	Tyler Newsome vs. Boston College	Nov. 21, 2015 (4-188)
	47.0	Tyler Newsome vs. Duke	Sept. 24, 2016 (4-188)
10.	46.8	Kyle Brindza vs. Louisville	Nov. 22, 2014 (4-187)

Most Punts Downed Inside 20

1.	4	Tyler Newsome at Clemson	Oct. 3, 2015
	4	Ben Turk vs. Florida State	Dec. 29, 2011
	4	Ben Turk vs. Michigan	Sept. 11, 2010
	4	Ben Turk at Michigan State	Sept. 15, 2012
5.	3	12 times	

Longest Punt

1.	71	Tyler Newsome vs. Michigan State	Sept. 17, 2016
2.	69	Tyler Newsome at NC State	Oct. 1, 2016
3.	62	Tyler Newsome at Virginia	Sept. 12, 2015
4.	59	Tyler Newsome vs. Ohio State	Jan. 1, 2016
	59	Tyler Newsome vs. UMass	Sept. 26, 2015
6.	58	Tyler Newsome vs. Duke	Sept. 24, 2016
	58	Ben Turk vs. Maryland	Nov. 12, 2011
8.	57	Tyler Newsome at Pittsburgh	Nov. 7, 2015
9.	56	Kyle Brindza at Pittsburgh	Nov. 9, 2013
	56	Ben Turk vs. Tulsa	Oct. 30, 2010

Longest Punt Return

1.	61	Greg Bryant vs. Louisville	Nov. 22, 2014
2.	50	C.J. Sanders vs. UMass	Sept. 26, 2015
3.	41	Michael Floyd vs. Florida State	Dec. 29, 2011
4.	40	C.J. Sanders at Texas	Sept. 4, 2015
5.	38	Armando Allen Jr. vs. Purdue	Sept. 4, 2010
6.	30	C.J. Sanders at Virginia	Sept. 12, 2015
7.	27	TJ Jones vs. Arizona State	Oct. 5, 2013
8.	25	C.J. Sanders vs. USC	Oct. 17, 2015
	25	Cody Riggs vs. Rice	Aug. 30, 2014
10.	24	C.J. Sanders vs. Nevada	Sept. 10, 2016

Longest Kick Return

1.	96	George Atkinson III vs. USC	Oct. 22, 2011
2.	93	C.J. Sanders vs. Syracuse	Oct. 1, 2016
	93	C.J. Sanders at Stanford	Nov. 28, 2015
4.	89	George Atkinson III vs. Michigan State	Sept. 17, 2011
5.	50	George Atkinson III at Michigan	Sept. 7, 2013
6.	47	Amir Carlisle vs. Purdue	Sept. 13, 2014
	47	George Atkinson III at Purdue	Sept. 14, 2013
8.	46	C.J. Sanders at Clemson	Oct. 3, 2015
9.	43	Bennett Jackson at Boston College	Oct. 2, 2010
10.	41	George Atkinson III at Pittsburgh	Nov. 9, 2013
	41	Austin Collinsworth at Wake Forest	Nov. 5, 2011
	41	Bennett Jackson vs. Tulsa	Oct. 30, 2010

Longest Interception Return

1.	82	Robert Blanton vs. Michigan State	Sept. 17, 2011
2.	57	Lo Wood vs. Maryland	Nov. 12, 2011
3.	49	Matthias Farley vs. Stanford	Oct. 13, 2012
4.	42	Darrin Walls vs. Army	Nov. 20, 2010
5.	39	Matthias Farley vs. Northwestern	Nov. 15, 2014
6.	36	Bennett Jackson vs. Purdue	Sept. 8, 2012
7.	34	Darius Fleming at Stanford	Nov. 26, 2011
	34	Bennett Jackson at Purdue	Sept. 14, 2013
9.	31	KeiVarae Russell vs. Michigan	Sept. 22, 2012
10.	30	Devin Studstill vs. Michigan State	Sept. 17, 2016

The Automated ScoreBook
Notre Dame Game Results (as of Oct 08, 2016)
All games

Date	Opponent		Score	Overall	Conference	Time	Attend
Sep 04, 2016	at Texas	Lo	47-50	0-1	0-0	4:00	102315
Sep 10, 2016	NEVADA	W	39-10	1-1	0-0	3:25	80795
Sep 17, 2016	#12 MICHIGAN STATE	L	28-36	1-2	0-0	3:31	80795
Sep 24, 2016	DUKE	L	35-38	1-3	0-0	3:14	80795
!Oct 01, 2016	vs Syracuse	W	50-33	2-3	0-0	3:39	62794
Oct 08, 2016	at NC State	L	3-10	2-4	0-0	4:00	58200

The Automated ScoreBook
Notre Dame Overall Team Statistics (as of Oct 08, 2016)
All games

Team Statistics	ND	OPP
SCORING	202	177
Points Per Game	33.7	29.5
Points Off Turnovers	49	75
FIRST DOWNS	121	127
Rushing	43	58
Passing	70	57
Penalty	8	12
RUSHING YARDAGE	897	1087
Yards gained rushing	1061	1248
Yards lost rushing	164	161
Rushing Attempts	229	271
Average Per Rush	3.9	4.0
Average Per Game	149.5	181.2
TDs Rushing	11	13
PASSING YARDAGE	1693	1416
Comp-Att-Int	110-192-5	109-176-4
Average Per Pass	8.8	8.0
Average Per Catch	15.4	13.0
Average Per Game	282.2	236.0
TDs Passing	14	9
TOTAL OFFENSE	2590	2503
Total Plays	421	447
Average Per Play	6.2	5.6
Average Per Game	431.7	417.2
KICK RETURNS: #-Yards	22-506	20-419
PUNT RETURNS: #-Yards	9-109	12-212
INT RETURNS: #-Yards	4-57	5-38
KICK RETURN AVERAGE	23.0	21.0
PUNT RETURN AVERAGE	12.1	17.7
INT RETURN AVERAGE	14.2	7.6
FUMBLES-LOST	11-6	8-2
PENALTIES-Yards	34-324	33-307
Average Per Game	54.0	51.2
PUNTS-Yards	33-1395	37-1573
Average Per Punt	42.3	42.5
Net punt average	35.2	37.9
KICKOFFS-Yards	35-2168	32-1885
Average Per Kick	61.9	58.9
Net kick average	39.3	36.8
TIME OF POSSESSION/Game	29:28	30:32
3RD-DOWN Conversions	27/81	31/91
3rd-Down Pct	33%	34%
4TH-DOWN Conversions	5/9	6/13
4th-Down Pct	56%	46%
SACKS BY-Yards	3-13	15-89
MISC YARDS	0	1
TOUCHDOWNS SCORED	26	24
FIELD GOALS-ATTEMPTS	5-8	4-6
ON-SIDE KICKS	0-0	0-1
RED-ZONE SCORES	(20-25) 80%	(19-24) 79%
RED-ZONE TOUCHDOWNS	(17-25) 68%	(15-24) 63%
PAT-ATTEMPTS	(25-26) 96%	(19-21) 90%
ATTENDANCE	242385	160515
Games/Avg Per Game	3/80795	2/80258
Neutral Site Games		1/62794

Score by Quarters	1st	2nd	3rd	4th	OT	Total
Notre Dame	51	49	59	33	10	202
Opponents	37	57	34	36	13	177

The Automated ScoreBook
Notre Dame Individual Season/Career Statistics (as of Oct 08, 2016)
All games

SEASON										CAREER									
Rushing										Rushing									
	gp	att	gain	loss	net	avg	td	lg	avg/g	gp	att	gain	loss	net	avg	td	lg	avg/g	
ADAMS, Josh	6	81	404	13	391	4.8	1	43	65.2	19	198	1273	47	1226	6.2	7	98	64.5	
KIZER, DeShone	6	67	277	75	202	3.0	6	29	33.7	19	201	951	229	722	3.6	16	79	38.0	
WILLIAMS, Dexter	6	27	181	5	176	6.5	3	59	29.3	13	48	265	8	257	5.4	4	59	19.8	
FOLSTON, Tarean	4	37	163	17	146	3.9	1	54	36.5	30	303	1587	63	1524	5.0	10	54	50.8	
CLAYPOOL, Chase	6	1	9	0	9	9.0	0	9	1.5	6	1	9	0	9	9.0	0	9	1.5	
ANDERSON, Josh	1	1	4	0	4	4.0	0	4	4.0	2	3	5	1	4	1.3	0	4	2.0	
ZAIRE, Malik	4	11	23	27	-4	-0.4	0	8	-1.0	13	63	365	79	286	4.5	2	56	22.0	
TEAM	4	4	0	27	-27	-6.8	0	0	-6.8										
Total	6	229	1061	164	897	3.9	11	59	149.5										
Opponents	6	271	1248	161	1087	4.0	13	73	181.2										
Passing										Passing									
	gp	effic	comp-att-int	pct	yds	td	lg	avg/g	gp	effic	comp-att-int	pct	yds	td	lg	avg/g			
KIZER, DeShone	6	156.14	104-177-5	58.8	1621	14	79	270.2	19	152.13	315-512-15	61.5	4505	35	81	237.1			
ZAIRE, Malik	4	86.06	6-14-0	42.9	72	0	22	18.0	13	150.39	53-89-0	59.6	766	5	66	58.9			
HUNTER JR, Torii	5	0.00	0-1-0	0.0	0	0	0	0.0	28	98.50	1-4-0	25.0	35	0	35	1.2			
Total	6	150.21	110-192-5	57.3	1693	14	79	282.2											
Opponents	6	141.84	109-176-4	61.9	1416	9	72	236.0											
Receiving										Receiving									
	gp	no.	yds	avg	td	lg	avg/g	gp	no.	yds	avg	td	lg	avg/g					
ST. BROWN, E.	6	28	571	20.4	6	79	95.2	13	29	579	20.0	6	79	44.5					
HUNTER JR, Torii	5	21	290	13.8	1	47	58.0	28	56	718	12.8	4	47	25.6					
SANDERS, C.J.	6	18	260	14.4	2	34	43.3	19	19	260	13.7	2	34	13.7					
ADAMS, Josh	6	13	130	10.0	1	44	21.7	19	20	172	8.6	2	44	9.1					
STEPHERSON, Kevin	6	9	203	22.6	3	54	33.8	6	9	203	22.6	3	54	33.8					
SMYTHE, Durham	6	5	58	11.6	1	18	9.7	22	9	83	9.2	2	18	3.8					
HOLMES, Corey	6	4	34	8.5	0	15	5.7	8	4	34	8.5	0	15	4.2					
BOYKIN, Miles	6	3	56	18.7	0	25	9.3	6	3	56	18.7	0	25	9.3					
CLAYPOOL, Chase	6	2	39	19.5	0	33	6.5	6	2	39	19.5	0	33	6.5					
FINKE, Chris	4	2	19	9.5	0	12	4.8	4	2	19	9.5	0	12	4.8					
WILLIAMS, Dexter	6	2	7	3.5	0	7	1.2	13	2	7	3.5	0	7	0.5					
FOLSTON, Tarean	4	1	17	17.0	0	17	4.2	30	24	242	10.1	1	37	8.1					
WEISHAR, Nic	6	1	13	13.0	0	13	2.2	18	4	32	8.0	0	13	1.8					
McGLINCHEY, Mike	6	1	-4	-4.0	0	0	-0.7	32	1	-4	-4.0	0	0	-0.1					
Total	6	110	1693	15.4	14	79	282.2												
Opponents	6	109	1416	13.0	9	72	236.0												
Total Offense										Total Offense									
	q	plays	rush	pass	total	avg/g	q	plays	rush	pass	total	avg/g							
KIZER, DeShone	6	244	202	1621	1823	303.8	19	713	722	4505	5227	275.1							
ADAMS, Josh	6	81	391	0	391	65.2	19	198	1226	0	1226	64.5							
WILLIAMS, Dexter	6	27	176	0	176	29.3	13	48	257	0	257	19.8							
FOLSTON, Tarean	4	37	146	0	146	36.5	30	303	1524	0	1524	50.8							
ZAIRE, Malik	4	25	-4	72	68	17.0	13	152	286	766	1052	80.9							
CLAYPOOL, Chase	6	1	9	0	9	1.5	6	1	9	0	9	1.5							
ANDERSON, Josh	1	1	4	0	4	4.0	2	3	4	0	4	2.0							
TEAM	4	4	-27	0	-27	-6.8													
Total	6	421	897	1693	2590	431.7													
Opponents	6	447	1087	1416	2503	417.2													

The Automated ScoreBook
Notre Dame Individual Season/Career Statistics (as of Oct 08, 2016)
All games

Scoring	SEASON					CAREER												
	td	fg	kick	PAT			dxp	saf	pts	td	fg	kick	PAT			dxp	saf	pts
			rush	rcv	pass							rush	rcv	pass				
YOON, Justin	-	5-8	25-26	-	-	-	-	-	40	-	20-25	75-78	-	-	-	-	-	135
ST. BROWN, E.	6	-	-	-	-	-	-	-	36	6	-	-	-	-	-	-	-	36
KIZER, DeShone	6	-	-	-	-	-	-	-	36	16	-	-	0-2	-	1-4	-	-	96
SANDERS, C.J.	3	-	-	-	-	-	-	-	18	5	-	-	-	-	-	-	-	30
STEPHERSON, Kevin	3	-	-	-	-	-	-	-	18	3	-	-	-	-	-	-	-	18
WILLIAMS, Dexter	3	-	-	-	-	-	-	-	18	4	-	-	-	-	-	-	-	24
ADAMS, Josh	2	-	-	-	-	-	-	-	12	9	-	-	-	-	-	-	-	54
SMYTHE, Durham	1	-	-	-	-	-	-	-	6	2	-	-	-	-	-	-	-	12
HUNTER JR, Torii	1	-	-	-	-	-	-	-	6	4	-	-	-	1	-	-	-	26
FOLSTON, Tarean	1	-	-	-	-	-	-	-	6	11	-	-	-	-	-	-	-	66
LUKE, Cole	-	-	-	-	-	-	1	-	2	-	-	-	-	-	-	1	-	2
CRAWFORD, Shaun	-	-	-	-	-	-	1	-	2	-	-	-	-	-	-	1	-	2
TEAM	-	-	-	-	-	-	-	1	2									
Total	26	5-8	25-26	-	-	-	2	1	202									
Opponents	24	4-6	19-21	0-1	1	1-1	-	-	177									

Punt Returns	no.	yds	avg	td	lg	no.	yds	avg	td	lg
SANDERS, C.J.	6	96	16.0	0	40	31	278	9.0	1	50
FINKE, Chris	2	15	7.5	0	15	2	15	7.5	0	15
BOYKIN, Miles	1	-2	-2.0	0	0	1	-2	-2.0	0	0
Total	9	109	12.1	0	40					
Opponents	12	212	17.7	1	74					

Kick Returns	no.	yds	avg	td	lg	no.	yds	avg	td	lg
SANDERS, C.J.	14	360	25.7	1	93	42	1000	23.8	2	93
WILLIAMS, Dexter	4	67	16.8	0	24	5	87	17.4	0	24
FINKE, Chris	4	79	19.8	0	26	4	79	19.8	0	26
Total	22	506	23.0	1	93					
Opponents	20	419	21.0	1	96					

Interceptions	no.	yds	avg	td	lg	no.	yds	avg	td	lg
JONES, Jarron	1	5	5.0	0	5	1	5	5.0	0	5
CRAWFORD, Shaun	1	22	22.0	0	22	1	22	22.0	0	22
VAUGHN, Donte	1	0	0.0	0	0	1	0	0.0	0	0
STUDSTILL, Devin	1	30	30.0	0	30	1	30	30.0	0	30
Total	4	57	14.2	0	30					
Opponents	5	38	7.6	0	25					

Fumble Returns	no.	yds	avg	td	lg	no.	yds	avg	td	lg
Total	0	0	0.0	0	0					
Opponents	1	1	1.0	0	1					

The Automated ScoreBook
Notre Dame Individual Season/Career Statistics (as of Oct 08, 2016)
All games

All Purpose	SEASON								CAREER							
	g	rush	rcv	pr	kr	ir	total	avg/g	g	rush	rcv	pr	kr	ir	total	avg/g
SANDERS, C.J.	6	0	260	96	360	0	716	119.3	19	0	260	278	1000	0	1538	80.9
ST. BROWN, E.	6	0	571	0	0	0	571	95.2	13	0	579	18	0	0	597	45.9
ADAMS, Josh	6	391	130	0	0	0	521	86.8	19	1226	172	0	0	0	1398	73.6
HUNTER JR, Tori	5	0	290	0	0	0	290	58.0	28	29	718	0	0	0	747	26.7
WILLIAMS, Dext	6	176	7	0	67	0	250	41.7	13	257	7	0	87	0	351	27.0
STEPHERSON,	6	0	203	0	0	0	203	33.8	6	0	203	0	0	0	203	33.8
KIZER, DeShone	6	202	0	0	0	0	202	33.7	19	722	0	0	0	0	722	38.0
FOLSTON, Tare	4	146	17	0	0	0	163	40.8	30	1524	242	0	0	0	1766	58.9
FINKE, Chris	4	0	19	15	79	0	113	28.2	4	0	19	15	79	0	113	28.2
SMYTHE, Durha	6	0	58	0	0	0	58	9.7	22	0	83	0	0	0	83	3.8
BOYKIN, Miles	6	0	56	-2	0	0	54	9.0	6	0	56	-2	0	0	54	9.0
CLAYPOOL, Cha	6	9	39	0	0	0	48	8.0	6	9	39	0	0	0	48	8.0
HOLMES, Corey	6	0	34	0	0	0	34	5.7	8	0	34	0	0	0	34	4.2
STUDSTILL, Dev	6	0	0	0	0	30	30	5.0	6	0	0	0	0	30	30	5.0
CRAWFORD, Sh	2	0	0	0	0	22	22	11.0	2	0	0	0	0	22	22	11.0
WEISHAR, Nic	6	0	13	0	0	0	13	2.2	18	0	32	0	0	0	32	1.8
JONES, Jarron	6	0	0	0	0	5	5	0.8	30	0	0	0	0	5	5	0.2
ANDERSON, Jos	1	4	0	0	0	0	4	4.0	2	4	0	0	0	0	4	2.0
ZAIRE, Malik	4	-4	0	0	0	0	-4	-1.0	13	286	0	0	0	0	286	22.0
McGLINCHEY,	6	0	-4	0	0	0	-4	-0.7	32	0	-4	0	0	0	-4	-0.1
TEAM	4	-27	0	0	0	0	-27	-6.8								
Total	6	897	1693	109	506	57	3262	543.7								
Opponents	6	1087	1416	212	419	38	3172	528.7								

Field Goals	att	good	long	blkd	att	good	long	blkd
YOON, Justin	8	5	40	1	25	20	52	1
Total	8	5	40	1				
Opponents	6	4	38	0				

Punting	no.	yds	avg	lg	blk	no.	yds	avg	lg	blk
NEWSOME, Tyler	32	1395	43.6	71	1	87	3841	44.1	71	1
TEAM	1	0	0.0	0	0					
Total	33	1395	42.3	71	1					
Opponents	37	1573	42.5	68	0					

Kickoffs	no.	yds	avg	tb	ob	no.	yds	avg	tb	ob
YOON, Justin	35	2168	61.9	15	0	35	2168	61.9	15	0
Total	35	2168	61.9	15	0					
Opponents	32	1885	58.9	8	1					

The Automated ScoreBook
Notre Dame Game Superlatives (as of Oct 08, 2016)
All games

INDIVIDUAL GAME HIGHS

Rushes	20	ADAMS, Josh vs Syracuse (Oct 01, 2016)
Yards Rushing	106	ADAMS, Josh vs Nevada (Sep 10, 2016)
TD Rushes	2	KIZER, DeShone vs Michigan State (Sep 17, 2016)
Long Rush	59	WILLIAMS, Dexter vs Syracuse (Oct 01, 2016)
Pass attempts	37	KIZER, DeShone vs Michigan State (Sep 17, 2016)
	37	KIZER, DeShone vs Duke (Sep 24, 2016)
Pass completions	23	KIZER, DeShone vs Syracuse (Oct 01, 2016)
Yards Passing	471	KIZER, DeShone vs Syracuse (Oct 01, 2016)
TD Passes	5	KIZER, DeShone at Texas (Sep 04, 2016)
Long Pass	79	KIZER, DeShone vs Syracuse (Oct 01, 2016)
Receptions	6	ST. BROWN, E. vs Nevada (Sep 10, 2016)
	6	ST. BROWN, E. vs Duke (Sep 24, 2016)
	6	HUNTER JR, Torii vs Duke (Sep 24, 2016)
Yards Receiving	182	ST. BROWN, E. vs Syracuse (Oct 01, 2016)
TD Receptions	2	ST. BROWN, E. at Texas (Sep 04, 2016)
	2	ST. BROWN, E. vs Syracuse (Oct 01, 2016)
Long Reception	79	ST. BROWN, E. vs Syracuse (Oct 01, 2016)
Field Goals	2	YOON, Justin vs Syracuse (Oct 01, 2016)
Long Field Goal	40	YOON, Justin at NC State (Oct 08, 2016)
Punts	7	NEWSOME, Tyler at Texas (Sep 04, 2016)
Punting Avg	50.3	NEWSOME, Tyler vs Michigan State (Sep 17, 2016)
Long Punt	71	NEWSOME, Tyler vs Michigan State (Sep 17, 2016)
Punts inside 20	3	NEWSOME, Tyler vs Michigan State (Sep 17, 2016)
Long Punt Return	40	SANDERS, C.J. at Texas (Sep 04, 2016)
Long Kickoff Return	93	SANDERS, C.J. vs Syracuse (Oct 01, 2016)
Tackles	13	MORGAN, Nyles at Texas (Sep 04, 2016)
	13	TRANQUILL, Drue vs Syracuse (Oct 01, 2016)
Sacks	1.0	MORGAN, Nyles vs Duke (Sep 24, 2016)
	1.0	MORGAN, Nyles vs Syracuse (Oct 01, 2016)
	1.0	ONWUALU, James vs Syracuse (Oct 01, 2016)
Tackles For Loss	2.5	ROCHELL, Isaac at Texas (Sep 04, 2016)
Interceptions	1	CRAWFORD, Shaun at Texas (Sep 04, 2016)
	1	JONES, Jarron vs Nevada (Sep 10, 2016)
	1	STUDSTILL, Devin vs Michigan State (Sep 17, 2016)
	1	VAUGHN, Donte vs Duke (Sep 24, 2016)

The Automated ScoreBook
Notre Dame Game Superlatives (as of Oct 08, 2016)
All games

TEAM GAME HIGHS

Rushes	46	at Texas (Sep 04, 2016)
	46	vs Nevada (Sep 10, 2016)
Yards Rushing	239	vs Nevada (Sep 10, 2016)
Yards Per Rush	5.2	vs Nevada (Sep 10, 2016)
TD Rushes	3	vs Nevada (Sep 10, 2016)
	3	vs Duke (Sep 24, 2016)
Pass attempts	37	vs Michigan State (Sep 17, 2016)
	37	vs Duke (Sep 24, 2016)
Pass completions	23	vs Syracuse (Oct 01, 2016)
Yards Passing	471	vs Syracuse (Oct 01, 2016)
Yards Per Pass	13.5	vs Syracuse (Oct 01, 2016)
TD Passes	5	at Texas (Sep 04, 2016)
Total Plays	76	at Texas (Sep 04, 2016)
Total Offense	654	vs Syracuse (Oct 01, 2016)
Yards Per Play	9.1	vs Syracuse (Oct 01, 2016)
Points	50	vs Syracuse (Oct 01, 2016)
Sacks By	2	vs Syracuse (Oct 01, 2016)
First Downs	25	vs Syracuse (Oct 01, 2016)
Penalties	9	vs Nevada (Sep 10, 2016)
Penalty Yards	94	vs Nevada (Sep 10, 2016)
Turnovers	3	vs Michigan State (Sep 17, 2016)
	3	vs Duke (Sep 24, 2016)
	3	at NC State (Oct 08, 2016)
Interceptions By	1	at Texas (Sep 04, 2016)
	1	vs Nevada (Sep 10, 2016)
	1	vs Michigan State (Sep 17, 2016)
	1	vs Duke (Sep 24, 2016)
Punts	7	at Texas (Sep 04, 2016)
Punting Avg	50.3	vs Michigan State (Sep 17, 2016)
Long Punt	71	vs Michigan State (Sep 17, 2016)
Punts inside 20	3	vs Michigan State (Sep 17, 2016)
Long Punt Return	40	at Texas (Sep 04, 2016)

The Automated ScoreBook
Notre Dame Game Superlatives (as of Oct 08, 2016)
All games

OPPONENT INDIVIDUAL GAME HIGHS

Rushes	24	Foreman, D'Onta, at Texas (Sep 04, 2016)
Yards Rushing	131	Foreman, D'Onta, at Texas (Sep 04, 2016)
TD Rushes	3	Swoopes, Tyrone, at Texas (Sep 04, 2016)
	3	Dungey, E., vs Syracuse (Oct 01, 2016)
Long Rush	73	Holmes, Gerald, vs Michigan State (Sep 17, 2016)
Pass attempts	51	Dungey, E., vs Syracuse (Oct 01, 2016)
Pass completions	31	Dungey, E., vs Syracuse (Oct 01, 2016)
Yards Passing	363	Dungey, E., vs Syracuse (Oct 01, 2016)
TD Passes	3	Jones, D, vs Duke (Sep 24, 2016)
Long Pass	72	Buechele, Shane, at Texas (Sep 04, 2016)
	72	Dungey, E., vs Syracuse (Oct 01, 2016)
Receptions	8	Shelton, R.J., vs Michigan State (Sep 17, 2016)
	8	Rahming, T.J., vs Duke (Sep 24, 2016)
Yards Receiving	134	Etta-Tawo, A., vs Syracuse (Oct 01, 2016)
TD Receptions	2	Nash, A, vs Duke (Sep 24, 2016)
Long Reception	72	Burt, John, at Texas (Sep 04, 2016)
	72	Etta-Tawo, A., vs Syracuse (Oct 01, 2016)
Field Goals	1	Domingue, Trent, at Texas (Sep 04, 2016)
	1	ZUZO, Brent, vs Nevada (Sep 10, 2016)
	1	Reed, AJ, vs Duke (Sep 24, 2016)
	1	Bambard, K., at NC State (Oct 08, 2016)
Long Field Goal	38	Bambard, K., at NC State (Oct 08, 2016)
Punts	8	Hofrichter, S., vs Syracuse (Oct 01, 2016)
Punting Avg	55.0	Dickson, Michae, at Texas (Sep 04, 2016)
Long Punt	68	BOY, Alex, vs Nevada (Sep 10, 2016)
Punts inside 20	4	BOY, Alex, vs Nevada (Sep 10, 2016)
Long Punt Return	74	Estime, B., vs Syracuse (Oct 01, 2016)
Long Kickoff Return	96	Wilson, S, vs Duke (Sep 24, 2016)
Tackles	17	Bennett, P., vs Syracuse (Oct 01, 2016)
Sacks	3.0	Chubb, B., at NC State (Oct 08, 2016)
Tackles For Loss	3.5	Chubb, B., at NC State (Oct 08, 2016)
Interceptions	1	JOHNSON, K., vs Nevada (Sep 10, 2016)
	1	Reschke, Jon, vs Michigan State (Sep 17, 2016)
	1	Singleton, D, vs Duke (Sep 24, 2016)
	1	Franklin, Z., vs Syracuse (Oct 01, 2016)
	1	Morehead, J., at NC State (Oct 08, 2016)

The Automated ScoreBook
Notre Dame Game Superlatives (as of Oct 08, 2016)
All games

OPPONENT TEAM GAME HIGHS

Rushes	59	at Texas (Sep 04, 2016)
Yards Rushing	260	vs Michigan State (Sep 17, 2016)
Yards Per Rush	5.0	vs Michigan State (Sep 17, 2016)
TD Rushes	5	at Texas (Sep 04, 2016)
Pass attempts	51	vs Syracuse (Oct 01, 2016)
Pass completions	31	vs Syracuse (Oct 01, 2016)
Yards Passing	363	vs Syracuse (Oct 01, 2016)
Yards Per Pass	10.4	at Texas (Sep 04, 2016)
TD Passes	3	vs Duke (Sep 24, 2016)
Total Plays	88	vs Syracuse (Oct 01, 2016)
Total Offense	517	at Texas (Sep 04, 2016)
Yards Per Play	6.7	vs Duke (Sep 24, 2016)
Points	50	at Texas (Sep 04, 2016)
Sacks By	5	at NC State (Oct 08, 2016)
First Downs	26	at Texas (Sep 04, 2016)
Penalties	11	at Texas (Sep 04, 2016)
	11	vs Nevada (Sep 10, 2016)
Penalty Yards	104	at Texas (Sep 04, 2016)
Turnovers	2	at NC State (Oct 08, 2016)
Interceptions By	1	vs Nevada (Sep 10, 2016)
	1	vs Michigan State (Sep 17, 2016)
	1	vs Duke (Sep 24, 2016)
	1	vs Syracuse (Oct 01, 2016)
	1	at NC State (Oct 08, 2016)
Punts	9	vs Syracuse (Oct 01, 2016)
Punting Avg	55.0	at Texas (Sep 04, 2016)
Long Punt	68	vs Nevada (Sep 10, 2016)
Punts inside 20	4	vs Nevada (Sep 10, 2016)
Long Punt Return	74	vs Syracuse (Oct 01, 2016)

The Automated ScoreBook
Notre Dame Team Game-by-Game (as of Oct 08, 2016)
All games

TEAM STATISTICS

Date	Opponent	Rushing				Receiving				Passing				Kick Returns				Punt Returns				tot off
		no.	yds	td	lg	no.	yds	td	lg	cmp-att-int	yds	td	lg	no.	yds	td	lg	no.	yds	td	lg	
Sep 04	at Texas	46	206	1	54	17	238	5	30	17-30-0	238	5	30	5	95	0	26	2	51	0	40	444
Sep 10	NEVADA	46	239	3	43	19	205	2	49	19-27-1	205	2	49	2	44	0	37	2	39	0	24	444
Sep 17	MICHIGAN STATE	25	57	2	14	20	344	2	48	20-37-1	344	2	48	3	60	0	24	3	7	0	6	401
Sep 24	DUKE	37	153	3	23	22	381	2	44	22-37-1	381	2	44	6	118	0	26	1	12	0	12	534
Oct 01	vs Syracuse	37	183	2	59	23	471	3	79	23-35-1	471	3	79	4	143	1	93	1	0	0	0	654
Oct 08	at NC State	38	59	0	12	9	54	0	11	9-26-1	54	0	11	2	46	0	26	0	0	0	0	113
Notre Dame		229	897	11	59	110	1693	14	79	110-192-5	1693	14	79	22	506	1	93	9	109	0	40	2590
		271	1087	13	73	109	1416	9	72	109-176-4	1416	9	72	20	419	1	96	12	212	1	74	2503

Games played: 6
 Avg per rush: 3.9
 Avg per catch: 15.4
 Pass efficiency: 150.21
 Kick ret avg: 23.0
 Punt ret avg: 12.1
 All purpose avg/game: 543.7
 Total offense avg/gm: 431.7

Date	Opponent	Tackles				Sacks no-yds	Fumble		Pass Defense			blkd kick	PAT Attempts			off			
		ua	a	total	tfl-yds		ff	fr-yds	int-yds	qbh	brup		kick	rush	rcv	saf	t/o	pts	
Sep 04	at Texas	54	28	82	5.0-6	0.0-0	0	0-0	1-22	1	1	1	6-6	0	0	0	0	28	47
Sep 10	NEVADA	35	14	49	4.0-15	0.0-0	0	0-0	1-5	6	3	0	4-5	0	0	1	21	39	
Sep 17	MICHIGAN STATE	54	20	74	5.0-15	0.0-0	0	0-0	1-30	4	4	0	4-4	0	0	0	0	28	
Sep 24	DUKE	49	28	77	3.0-11	1.0-7	0	0-0	1-0	0	3	0	5-5	0	0	0	0	35	
Oct 01	vs Syracuse	32	64	96	7.0-16	2.0-6	1	0-0	0-0	11	3	1	6-6	0	0	0	0	50	
Oct 08	at NC State	33	42	75	5.0-23	0.0-0	3	2-0	0-0	0	1	0	0-0	0	0	0	0	3	
Notre Dame		257	196	453	29.0-86	3.0-13	4	2-0	4-57	22	15	2	25-26	0	0	1	49	202	
		248	146	394	35.0-143	15.0-89	6	6-1	5-38	16	21	2	19-21	0	1	0	75	177	

Date	Opponent	Punting										Field Goals			Kickoffs			
		no.	yds	avg	long	blkd	tb	fc	50+	i20	md-att	long	blkd	no.	yds	avg	tb	ob
Sep 04	at Texas	7	268	38.3	53	0	0	1	1	2	1-2	39	1	6	380	63.3	4	0
Sep 10	NEVADA	5	224	44.8	53	0	0	1	2	2	1-1	21	0	7	455	65.0	4	0
Sep 17	MICHIGAN STATE	6	302	50.3	71	0	0	3	3	3	0-0	0	0	5	276	55.2	2	0
Sep 24	DUKE	4	188	47.0	58	0	1	0	2	1	0-1	0	0	6	385	64.2	1	0
Oct 01	vs Syracuse	5	196	39.2	55	0	0	0	1	1	2-3	39	0	9	564	62.7	4	0
Oct 08	at NC State	6	217	36.2	69	1	0	0	1	2	1-1	40	0	2	108	54.0	0	0
Notre Dame		33	1395	42.3	71	1	1	5	10	11	5-8	40	1	35	2168	61.9	15	0
		37	1573	42.5	68	0	3	8	9	12	4-6	38	0	32	1885	58.9	8	1

The Automated ScoreBook
Notre Dame Opponent Game-by-Game (as of Oct 08, 2016)
All games

OPPONENT STATISTICS

Date	Opponent	Rushing				Receiving				Passing				Kick Returns				Punt Returns				tot off
		no.	yds	td	lg	no.	yds	td	lg	cmp-att-int	yds	td	lg	no.	yds	td	lg	no.	yds	td	lg	
Sep 04	at Texas	59	237	5	19	16	280	2	72	16-27-1	280	2	72	2	29	0	19	3	30	0	20	517
Sep 10	NEVADA	30	99	1	17	12	201	0	68	12-26-1	201	0	68	3	41	0	25	2	7	0	4	300
Sep 17	MICHIGAN STATE	52	260	3	73	19	241	2	38	19-26-1	241	2	38	3	42	0	26	0	0	0	0	501
Sep 24	DUKE	42	208	1	32	24	290	3	64	24-32-1	290	3	64	5	184	1	96	2	22	0	18	498
Oct 01	vs Syracuse	37	126	3	18	31	363	2	72	31-51-0	363	2	72	5	91	0	20	3	128	0	74	489
Oct 08	at NC State	51	157	0	28	7	41	0	13	7-14-0	41	0	13	2	32	0	28	2	25	1	16	198
Opponents		271	1087	13	73	109	1416	9	72	109-176-4	1416	9	72	20	419	1	96	12	212	1	74	2503
		229	897	11	59	110	1693	14	79	110-192-5	1693	14	79	22	506	1	93	9	109	0	40	2590

Games played: 6
 Avg per rush: 4.0
 Avg per catch: 13.0
 Pass efficiency: 141.84
 Kick ret avg: 21.0
 Punt ret avg: 17.7
 All purpose avg/game: 528.7
 Total offense avg/gm: 417.2

Date	Opponent	Tackles				Sacks no-yds	Fumble		Pass Defense			blkd kick	PAT Attempts			off				
		ua	a	total	tfl-yds		ff	fr-yds	int-yds	qbh	brup		kick	rush	rcv	saf	t/o	pts		
Sep 04	at Texas	54	16	70	6.0-29	3.0-19	0	0-0	0-0	2	4	1	5-6	0	0	0	0	0	0	50
Sep 10	NEVADA	56	12	68	6.0-17	0.0-0	1	0-0	1-0	1	1	0	1-1	0	0	0	0	0	10	
Sep 17	MICHIGAN STATE	36	12	48	6.0-19	2.0-11	1	2-0	1-0	5	3	0	4-4	0	1	0	45	36		
Sep 24	DUKE	47	18	65	5.0-29	3.0-23	2	2-0	1-0	4	5	0	5-5	0	0	0	30	38		
Oct 01	vs Syracuse	25	60	85	4.0-23	2.0-19	0	0-0	1-13	1	2	0	3-4	0	0	0	0	33		
Oct 08	at NC State	30	28	58	8.0-26	5.0-17	2	2-1	1-25	3	6	1	1-1	0	0	0	0	10		
Opponents		248	146	394	35.0-143	15.0-89	6	6-1	5-38	16	21	2	19-21	0	1	0	75	177		
		257	196	453	29.0-86	3.0-13	4	2-0	4-57	22	15	2	25-26	0	0	1	49	202		

Date	Opponent	Punting										Field Goals			Kickoffs			
		no.	yds	avg	long	blkd	tb	fc	50+	i20	md-att	long	blkd	no.	yds	avg	tb	ob
Sep 04	at Texas	6	330	55.0	64	0	1	2	5	1	1-1	25	0	7	435	62.1	2	0
Sep 10	NEVADA	7	311	44.4	68	0	0	2	2	4	1-1	27	0	4	224	56.0	2	0
Sep 17	MICHIGAN STATE	7	266	38.0	42	0	0	1	0	2	0-0	0	0	6	383	63.8	2	1
Sep 24	DUKE	4	169	42.2	53	0	0	2	1	2	1-1	19	0	7	402	57.4	1	0
Oct 01	vs Syracuse	9	349	38.8	57	0	1	1	1	3	0-1	0	0	5	259	51.8	0	0
Oct 08	at NC State	4	148	37.0	42	0	1	0	0	0	1-2	38	0	3	182	60.7	1	0
Opponents		37	1573	42.5	68	0	3	8	9	12	4-6	38	0	32	1885	58.9	8	1
		33	1395	42.3	71	1	1	5	10	11	5-8	40	1	35	2168	61.9	15	0

The Automated ScoreBook
Notre Dame Team Game-by-Game Comparison (as of Oct 08, 2016)
All games

Opponent	Score	First Downs				Pen	Rushing Number-Yards	Passing		Total Offense Plays-Yards	Return Yards	Turn- Overs
		Total	Rush	Pass	Comp-Att-Int			Yards				
Texas	47 - 50	22 / 26	10 / 14	11 / 10	1 / 2	46-206 / 59-237	17-30-0 / 16-27-1	238 / 280	76-444 / 86-517	168 / 59	0 / 1	
NEVADA	39 - 10	21 / 16	10 / 7	9 / 5	2 / 4	46-239 / 30-99	19-27-1 / 12-26-1	205 / 201	73-444 / 56-300	88 / 48	1 / 1	
MICHIGAN STATE	28 - 36	19 / 22	3 / 9	14 / 12	2 / 1	25-57 / 52-260	20-37-1 / 19-26-1	344 / 241	62-401 / 78-501	97 / 42	3 / 1	
DUKE	35 - 38	24 / 24	9 / 11	15 / 12	0 / 1	37-153 / 42-208	22-37-1 / 24-32-1	381 / 290	74-534 / 74-498	130 / 206	3 / 1	
Syracuse	50 - 33	25 / 25	6 / 6	17 / 16	2 / 3	37-183 / 37-126	23-35-1 / 31-51-0	471 / 363	72-654 / 88-489	143 / 232	1 / 0	
NC State	3 - 10	10 / 14	5 / 11	4 / 2	1 / 1	38-59 / 51-157	9-26-1 / 7-14-0	54 / 41	64-113 / 65-198	46 / 83	3 / 2	
Totals	202 - 177	121 / 127	43 / 58	70 / 57	8 / 12	229-897 / 271-1087	110-192-5 / 109-176-4	1693 / 1416	421-2590 / 447-2503	672 / 670	11 / 6	

Opponent	3rd Down Conversions	4th Down Conversions	Time of Possession	TOP Margin	Avg Yds/Rush	Avg Yds/Pass	Avg Yds/Play	Punting Number-Avg	Penalties Number-Yards	Sacks
Texas	7-16 / 8-18	0-0 / 2-2	32:42 / 27:18	5:24	4.5 / 4.0	7.9 / 10.4	5.8 / 6.0	7-38.3 / 6-55.0	8-64 / 11-104	0 / 3
NEVADA	7-15 / 3-12	2-2 / 0-1	33:32 / 26:28	7:04	5.2 / 3.3	7.6 / 7.7	6.1 / 5.4	5-44.8 / 7-44.4	9-94 / 11-88	0 / 0
MICHIGAN STATE	4-11 / 9-18	1-1 / 1-1	22:03 / 37:57	-15:54	2.3 / 5.0	9.3 / 9.3	6.5 / 6.4	6-50.3 / 7-38.0	4-51 / 3-45	0 / 2
DUKE	5-12 / 6-14	0-1 / 0-2	29:25 / 30:35	-1:10	4.1 / 5.0	10.3 / 9.1	7.2 / 6.7	4-47.0 / 4-42.2	2-20 / 1-5	1 / 3
Syracuse	3-12 / 3-15	0-1 / 1-2	31:22 / 28:38	2:44	4.9 / 3.4	13.5 / 7.1	9.1 / 5.6	5-39.2 / 9-38.8	6-55 / 5-45	2 / 2
NC State	1-15 / 2-14	2-4 / 2-5	27:41 / 32:19	-4:38	1.6 / 3.1	2.1 / 2.9	1.8 / 3.0	6-36.2 / 4-37.0	5-40 / 2-20	0 / 5
Totals	27-81 / 31-91	5-9 / 6-13	176:45 / 183:15	-6:30	3.9 / 4.0	8.8 / 8.0	6.2 / 5.6	33-42.3 / 37-42.5	34-324 / 33-307	3 / 15

Note: Game totals are displayed in the format TEAM/OPPONENT for each category

The Automated ScoreBook
Notre Dame Red-Zone Results (as of Oct 08, 2016)
All games

Notre Dame Inside Opponent Red-Zone

Date	Opponent	Score	Times In RZ	Times Scored	Total Pts	Rush TDs	Pass TDs	FGs Made	Failed to score inside RZ							
									FGA	Down	Int	Fumb	Half	Game		
Sep 04, 2016	at Texas	L 47-50	5	4	24	3	0	3	1	1	0	0	0	0	0	0
Sep 10, 2016	NEVADA	W 39-10	6	6	37	5	3	2	1	0	0	0	0	0	0	0
Sep 17, 2016	MICHIGAN STATE	L 28-36	4	4	28	4	2	2	0	0	0	0	0	0	0	0
Sep 24, 2016	DUKE	L 35-38	5	4	28	4	3	1	0	1	0	0	0	0	0	0
Oct 01, 2016	vs Syracuse	W 50-33	3	2	10	1	1	0	1	0	1	0	0	0	0	0
Oct 08, 2016	at NC State	L 3-10	2	0	0	0	0	0	0	0	1	1	0	0	0	0
Totals			25	20	127	17	9	8	3	2	2	1	0	0	0	0
20 of 25 (80.0%)																

Opponents Inside Notre Dame Red-Zone

Date	Opponent	Score	Times In RZ	Times Scored	Total Pts	Rush TDs	Pass TDs	FGs Made	Failed to score inside RZ							
									FGA	Down	Int	Fumb	Half	Game		
Sep 04, 2016	at Texas	L 47-50	7	7	43	6	5	1	1	0	0	0	0	0	0	0
Sep 10, 2016	NEVADA	W 39-10	3	2	10	1	1	0	1	0	1	0	0	0	0	0
Sep 17, 2016	MICHIGAN STATE	L 28-36	3	3	21	3	2	1	0	0	0	0	0	0	0	0
Sep 24, 2016	DUKE	L 35-38	3	2	10	1	1	0	1	0	1	0	0	0	0	0
Oct 01, 2016	vs Syracuse	W 50-33	5	4	26	4	3	1	0	0	1	0	0	0	0	0
Oct 08, 2016	at NC State	L 3-10	3	1	3	0	0	0	1	1	1	0	0	0	0	0
Totals			24	19	113	15	12	3	4	1	4	0	0	0	0	0
19 of 24 (79.2%)																

The Automated ScoreBook
Notre Dame By-Quarter Statistics (as of Oct 08, 2016)
All games

3rd-Down Conversions

Date	Opponent	Score	Overall	1st Qtr	2nd Qtr	3rd Qtr	4th Qtr	Overtime
Sep 04, 2016	at Texas	L 47-50	7-16 43.8	2-4 50.0	2-4 50.0	1-3 33.3	2-4 50.0	0-1 0.0
Sep 10, 2016	NEVADA	W 39-10	7-15 46.7	2-4 50.0	4-5 80.0	0-2 0.0	1-4 25.0	
Sep 17, 2016	MICHIGAN STATE	L 28-36	4-11 36.4	1-2 50.0	0-2 0.0	2-4 50.0	1-3 33.3	
Sep 24, 2016	DUKE	L 35-38	5-12 41.7	1-3 33.3	3-5 60.0	0-1 0.0	1-3 33.3	
Oct 01, 2016	vs Syracuse	W 50-33	3-12 25.0	1-3 33.3	0-3 0.0	0-2 0.0	2-4 50.0	
Oct 08, 2016	at NC State	L 3-10	1-15 6.7	1-3 33.3	0-5 0.0	0-3 0.0	0-4 0.0	
	Notre Dame		27-81 33.3	8-19 42.1	9-24 37.5	3-15 20.0	7-22 31.8	0-1 0.0
	Opponents		31-91 34.1	8-20 40.0	7-23 30.4	7-24 29.2	7-22 31.8	2-2 100.0

4th-Down Conversions

Date	Opponent	Score	Overall	1st Qtr	2nd Qtr	3rd Qtr	4th Qtr	Overtime
Sep 04, 2016	at Texas	L 47-50	0-0 0.0	0-0 0.0	0-0 0.0	0-0 0.0	0-0 0.0	0-0 0.0
Sep 10, 2016	NEVADA	W 39-10	2-2 100.0	0-0 0.0	0-0 0.0	2-2 100.0	0-0 0.0	
Sep 17, 2016	MICHIGAN STATE	L 28-36	1-1 100.0	0-0 0.0	0-0 0.0	0-0 0.0	1-1 100.0	
Sep 24, 2016	DUKE	L 35-38	0-1 0.0	0-0 0.0	0-0 0.0	0-0 0.0	0-1 0.0	
Oct 01, 2016	vs Syracuse	W 50-33	0-1 0.0	0-1 0.0	0-0 0.0	0-0 0.0	0-0 0.0	
Oct 08, 2016	at NC State	L 3-10	2-4 50.0	0-0 0.0	0-0 0.0	0-1 0.0	2-3 66.7	
	Notre Dame		5-9 55.6	0-1 0.0	0-0 0.0	2-3 66.7	3-5 60.0	0-0 0.0
	Opponents		6-13 46.2	2-3 66.7	3-5 60.0	1-4 25.0	0-1 0.0	0-0 0.0

Time of Possession

Date	Opponent	Score	Overall	1st Qtr	2nd Qtr	3rd Qtr	4th Qtr	Overtime
Sep 04, 2016	at Texas	L 47-50	32:42	9:35	6:47	8:34	7:46	0:00
Sep 10, 2016	NEVADA	W 39-10	33:32	8:17	8:44	7:52	8:39	
Sep 17, 2016	MICHIGAN STATE	L 28-36	22:03	6:14	5:45	5:08	4:56	
Sep 24, 2016	DUKE	L 35-38	29:25	10:17	6:32	6:10	6:26	
Oct 01, 2016	vs Syracuse	W 50-33	31:22	7:07	8:35	6:13	9:27	
Oct 08, 2016	at NC State	L 3-10	27:41	6:25	7:32	3:47	9:57	
	Notre Dame	Total	176:45	47:55	43:55	37:44	47:11	0:00
		Avg.	29:27	7:59	7:19	6:17	7:51	0:00
	Opponents	Total	183:15	42:05	46:05	52:16	42:49	0:00
		Avg.	30:32	7:00	7:40	8:42	7:08	0:00

The Automated ScoreBook
Notre Dame Games Played (as of Oct 08, 2016)
All games

##	PLAYER	GP-GS	UT	NEV	MSU	DU	SU	ST
33	ADAMS, Josh	6/3	XXX	XXX	START	XXX	START	START
46	ANDERSON, J.	1/-	...	XXX
30	BARAJAS	6/-	XXX	XXX	XXX	XXX	XXX	XXX
71	BARS	6/6	START	START	START	START	START	START
22	BILAL	6/-	XXX	XXX	XXX	XXX	XXX	XXX
70	BIVIN	6/-	XXX	XXX	XXX	XXX	XXX	XXX
3A	BONGIOVI	1/-	...	XXX
55	BONNER	6/-	XXX	XXX	XXX	XXX	XXX	XXX
81	BOYKIN	6/-	XXX	XXX	XXX	XXX	XXX	XXX
6	ST. BROWN	6/6	START	START	START	START	START	START
75	CAGE	6/4	START	START	START	START	XXX	XXX
83	CLAYPOOL	6/-	XXX	XXX	XXX	XXX	XXX	XXX
24	COLEMAN	6/2	START	XXX	START	XXX	XXX	XXX
4	CONY	6/5	XXX	START	START	START	START	START
20	CRAWFORD	2/2	START	START
61	DALY	6/-	XXX	XXX	XXX	XXX	XXX	XXX
21	ELLIOTT	6/-	XXX	XXX	XXX	XXX	XXX	XXX
28	FERTITTA	6/-	XXX	XXX	XXX	XXX	XXX	XXX
10	FINKE	4/-	...	XXX	...	XXX	XXX	XXX
25	FOLSTON	4/2	START	START	XXX	XXX
7B	HARRELL	6/-	XXX	XXX	XXX	XXX	XXX	XXX
9A	HAYES, Daelin	6/-	XXX	XXX	XXX	XXX	XXX	XXX
93	HAYES, Jay	4/-	...	XXX	XXX	...	XXX	XXX
66	HOGUE	4/-	...	XXX	XXX	XXX	XXX	...
15	HOLMES	6/3	START	START	START	XXX	XXX	XXX
16	HUNTER, T.	5/5	START	...	START	START	START	START
94	JONES, J.	6/2	XXX	XXX	XXX	XXX	START	START
44	JONES, Jamir	3/-	...	XXX	XXX	XXX
5A	KAREEM	2/-	...	XXX	...	XXX
14	KIZER	6/6	START	START	START	START	START	START
27	LOVE	6/2	XXX	XXX	XXX	XXX	START	START
13	LUATUA	5/-	XXX	XXX	...	XXX	XXX	XXX
36	LUKE	6/6	START	START	START	START	START	START
48	MARTINI	6/2	START	XXX	XXX	START	XXX	XXX
89	MATUSKA	6/-	XXX	XXX	XXX	XXX	XXX	XXX
68	McGLINCHEY	6/6	START	START	START	START	START	START
62	McGOVERN	6/6	START	START	START	START	START	START
88	McKINLEY	4/-	...	XXX	XXX	XXX	...	XXX
96	MOKWUAH	1/-	...	XXX
60	MONTELUS	2/-	...	XXX	XXX	...
5	MORGAN, Nyles	6/6	START	START	START	START	START	START
53	MUSTIPHER	6/6	START	START	START	START	START	START
56	NELSON	6/6	START	START	START	START	START	START
85	NEWSOME	6/-	XXX	XXX	XXX	XXX	XXX	XXX
42	OKWARA, J.	6/-	XXX	XXX	XXX	XXX	XXX	XXX
17	ONWUALU	6/6	START	START	START	START	START	START
31	PERRY	2/-	XXX	...	XXX

The Automated ScoreBook
 Notre Dame Games Played (as of Oct 08, 2016)
 All games

##	PLAYER	GP-GS	UT	NEV	MSU	DU	SU	ST
18	PRIDE	2/-	XXX	XXX
90	ROCHELL	6/6	START	START	START	START	START	START
2D	ROSS, Austin	1/-	XXX
57	RUHLAND	2/-	...	XXX	XXX	...
3	SANDERS	6/4	XXX	START	XXX	START	START	START
8	SEBASTIAN	5/1	START	XXX	XXX	XXX	XXX	...
80	SMYTHE	6/6	START	START	START	START	START	START
29	STEPHERSON	6/-	XXX	XXX	XXX	XXX	XXX	XXX
1B	STUDSTILL	6/4	XXX	START	START	START	START	XXX
58	TAYLOR, Elijah	1/-	XXX	...
99	TILLERY	6/6	START	START	START	START	START	START
23	TRANQUILL	6/6	START	START	START	START	START	START
98	TRUMBETTI	6/3	XXX	START	START	START	XXX	XXX
4A	VANGORDER	5/-	XXX	XXX	XXX	XXX	XXX	...
35	VAUGHN	4/2	...	XXX	...	XXX	START	START
82	WEISHAR	6/-	XXX	XXX	XXX	XXX	XXX	XXX
26	WHITE	5/-	XXX	XXX	XXX	XXX	XXX	...
2	WILLIAMS, D.	6/-	XXX	XXX	XXX	XXX	XXX	XXX
19	YOON	6/-	XXX	XXX	XXX	XXX	XXX	XXX
9	ZAIRE	4/1	XXX	XXX	...	START	...	XXX

The Automated ScoreBook
Notre Dame All-Purpose Yards Game-by-Game (as of Oct 08, 2016)
All games

ALL-PURPOSE YARDS	Total	UT	NEV	MSU	DU	SU	ST
SANDERS	716	181	107	82	138	182	26
ST. BROWN	571	75	85	83	116	182	30
ADAMS, Josh	521	89	105	46	79	154	48
HUNTER, T.	290	37	DNP	95	75	64	19
WILLIAMS, D.	250	20	66	40	24	87	13
STEPHERSON	203	-	35	42	72	54	-
KIZER	202	77	35	14	60	1	15
FOLSTON	163	105	27	14	17	DNP	DNP
FINKE	113	DNP	34	DNP	53	-	26
SMYTHE	58	8	-	12	18	14	6
BOYKIN	54	-	-	-2	20	36	-
CLAYPOOL	48	-	15	33	-	-	-
HOLMES	34	-	15	9	-	10	-
STUDSTILL	30	-	-	30	-	-	-
CRAWFORD	22	22	-	DNP	DNP	DNP	DNP
WEISHAR	13	-	-	-	-	13	-
JONES, J.	5	-	5	-	-	-	-
ANDERSON, J.	4	DNP	4	DNP	DNP	DNP	DNP
McGLINCHEY	-4	-	-	-	-	-	-4
ZAIRE	-4	-	5	DNP	-8	DNP	-1
TEAM	-27	-2	-6	-	-	-	-19

The Automated ScoreBook
Notre Dame Passing Game-by-Game (as of Oct 08, 2016)
All games

#14 KIZER	Comp	Att	Int	Pct	Yards	TD	Long	Sacked	Effic
Texas	15	24	0	62.5	215	5	30	2-8	206.50
Nevada	15	18	1	83.3	156	2	49	0-0	181.69
Michigan State	20	37	1	54.1	344	2	48	2-11	144.58
Duke	22	37	1	59.5	381	2	44	2-11	158.39
Syracuse	23	35	1	65.7	471	3	79	2-19	201.33
NC State	9	26	1	34.6	54	0	11	5-17	44.37
TOTALS	104	177	5	58.8	1621	14	79	13-66	156.14

#9 ZAIRE	Comp	Att	Int	Pct	Yards	TD	Long	Sacked	Effic
Texas	2	5	0	40.0	23	0	15	1-11	78.64
Nevada	4	9	0	44.4	49	0	22	0-0	90.18
TOTALS	6	14	0	42.9	72	0	22	2-23	86.06

#16 HUNTER, T.	Comp	Att	Int	Pct	Yards	TD	Long	Sacked	Effic
Texas	0	1	0	0.0	0	0	0	0-0	0.00
TOTALS	0	1	0	0.0	0	0	0	0-0	0.00

The Automated ScoreBook
Notre Dame Rushing/Receiving Game-by-Game (as of Oct 08, 2016)
All games

RUSHING	No-Yds/TD	UT	NEV	MSU	DU	SU	ST
ADAMS, Josh	81-391/1	11-43/0	10-106/0	12-29/0	14-60/1	20-102/0	14-51/0
KIZER	67-202/6	13-77/1	10-35/1	9-14/2	11-60/1	9-1/1	15-15/0
WILLIAMS, D.	27-176/3	-	8-59/1	-	5-24/1	8-80/1	6-13/0
FOLSTON	37-146/1	18-88/0	10-27/1	4-14/0	5-17/0	DNP	DNP
CLAYPOOL	1-9/0	-	1-9/0	-	-	-	-
ANDERSON, J.	1-4/0	DNP	1-4/0	DNP	DNP	DNP	DNP
ZAIRE	11-4/0	3-0/0	5-5/0	DNP	2--8/0	DNP	1--1/0
TEAM	4-27/0	1--2/0	1--6/0	DNP	DNP	-	2--19/0

RECEIVING	No-Yds/TD	UT	NEV	MSU	DU	SU	ST
ST. BROWN	28-571/6	5-75/2	6-85/0	4-83/1	6-116/1	4-182/2	3-30/0
HUNTER, T.	21-290/1	4-37/1	DNP	5-95/0	6-75/0	4-64/0	2-19/0
SANDERS	18-260/2	3-55/1	5-46/1	2-53/0	3-61/0	4-39/0	1-6/0
STEPHERSON	9-203/3	-	3-35/1	2-42/0	3-72/1	1-54/1	-
ADAMS, Josh	13-130/1	3-46/1	1--1/0	4-17/0	2-19/0	2-52/0	1--3/0
SMYTHE	5-58/1	1-8/0	-	1-12/1	1-18/0	1-14/0	1-6/0
BOYKIN	3-56/0	-	-	-	1-20/0	2-36/0	-
CLAYPOOL	2-39/0	-	1-6/0	1-33/0	-	-	-
HOLMES	4-34/0	-	1-15/0	1-9/0	-	2-10/0	-
FINKE	2-19/0	DNP	2-19/0	DNP	-	-	-
FOLSTON	1-17/0	1-17/0	-	-	-	DNP	DNP
WEISHAR	1-13/0	-	-	-	-	1-13/0	-
WILLIAMS, D.	2-7/0	-	-	-	-	2-7/0	-
McGLINCHEY	1--4/0	-	-	-	-	-	1--4/0

The Automated ScoreBook
Notre Dame Return Stats Game-by-Game (as of Oct 08, 2016)
All games

PUNT RETURNS	No-Yds	UT	NEV	MSU	DU	SU	ST
SANDERS	6-96	2-51	1-24	2-9	1-12	-	-
FINKE	2-15	DNP	1-15	DNP	-	1-0	-
BOYKIN	1--2	-	-	1--2	-	-	-

KICK RETURNS	No-Yds	UT	NEV	MSU	DU	SU	ST
SANDERS	14-360	4-75	1-37	1-20	3-65	4-143	1-20
FINKE	4-79	DNP	-	DNP	3-53	-	1-26
WILLIAMS, D.	4-67	1-20	1-7	2-40	-	-	-

INT. RETURNS	No-Yds	UT	NEV	MSU	DU	SU	ST
STUDSTILL	1-30	-	-	1-30	-	-	-
VAUGHN	1-0	DNP	-	DNP	1-0	-	-
JONES, J.	1-5	-	1-5	-	-	-	-
CRAWFORD	1-22	1-22	-	DNP	DNP	DNP	DNP

FUMBLE RETURNS	No-Yds	UT	NEV	MSU	DU	SU	ST
-----------------------	---------------	-----------	------------	------------	-----------	-----------	-----------

The Automated ScoreBook
Notre Dame Total Tackles Game-by-Game (as of Oct 08, 2016)
All games

Total Tackles	UA-A	Total	UT	NEV	MSU	DU	SU	ST
MORGAN, Nyles	31-20	51	9-4	2-2	8-2	7-3	3-7	2-2
CONEY	21-19	40	2-1	5-0	5-4	6-3	1-6	2-5
TRANQUILL	21-18	39	3-2	2-0	5-1	7-1	3-10	1-4
ONWUALU	18-14	32	3-5	5-0	3-2	4-2	2-2	1-3
ROCHELL	14-15	29	5-4	3-2	1-1	3-2	2-1	0-5
MARTINI	16-12	28	4-4	0-1	6-1	0-1	3-3	3-2
TILLERY	12-12	24	1-3	1-1	4-1	0-1	1-2	5-4
STUDSTILL	16-6	22	3-1	3-0	2-0	3-3	1-1	4-1
LUKE	17-4	21	2-0	2-0	5-0	4-0	2-3	2-1
JONES, J.	7-10	17	-	0-1	3-1	3-4	1-2	0-2
COLEMAN	13-2	15	4-0	4-1	4-1	1-0	-	-
LOVE	11-4	15	2-1	1-0	1-0	4-1	1-1	2-1
SEBASTIAN	12-3	15	5-2	1-0	4-0	2-1	-	DNP
TRUMBETTI	6-7	13	2-0	-	2-0	0-2	1-2	1-3
BILAL	4-9	13	1-0	0-3	-	-	0-4	3-2
CAGE	5-5	10	1-0	1-0	0-2	0-2	1-1	2-0
HAYES, Jay	1-7	8	DNP	0-1	0-1	DNP	0-3	1-2
VAUGHN	3-5	8	DNP	1-0	DNP	0-1	2-4	-
FERTITTA	3-5	8	-	1-0	1-1	-	1-3	0-1
HAYES, Daelin	2-5	7	-	0-1	0-1	1-0	0-1	1-2
CLAYPOOL	5-2	7	-	2-0	0-1	-	2-1	1-0
CRAWFORD	5-1	6	4-1	1-0	DNP	DNP	DNP	DNP
ELLIOTT	3-2	5	1-0	-	-	-	2-2	-
OKWARA, J.	1-2	3	-	0-1	-	1-0	0-1	-
WILLIAMS, D.	2-1	3	-	-	-	2-0	-	0-1
BONNER	0-3	3	-	-	-	0-1	0-2	-
NELSON	2-0	2	-	-	-	-	1-0	1-0
WHITE	2-0	2	1-0	-	-	-	1-0	DNP
YOON	1-0	1	-	-	-	1-0	-	-
SANDERS	1-0	1	-	-	-	-	-	1-0
WEISHAR	0-1	1	-	-	-	-	0-1	-
FINKE	0-1	1	DNP	-	DNP	-	-	0-1
ADAMS, Josh	1-0	1	1-0	-	-	-	-	-
PRIDE	0-1	1	DNP	DNP	DNP	DNP	0-1	-
JONES, Jamir	1-0	1	DNP	-	DNP	DNP	1-0	-

The Automated ScoreBook
Notre Dame Tackle For Loss Game-by-Game (as of Oct 08, 2016)
All games

TACKLES FOR LOSS	UA-A	Total	UT	NEV	MSU	DU	SU	ST
ONWUALU	4-3	5.5	1.0-2	2.0-10	1.0-2	-	1.0-5	0.5-4
ROCHELL	4-2	5.0	2.5-3	0.5-1	1.0-9	-	1.0-4	-
MORGAN, Nyles	2-2	3.0	-	0.5-1	-	1.0-7	1.5-3	-
TILLERY	3-0	3.0	-	-	2.0-3	-	-	1.0-1
MARTINI	1-2	2.0	0.5-0	-	-	-	1.5-1	-
LUKE	2-0	2.0	1.0-1	-	-	-	-	1.0-7
JONES, J.	1-1	1.5	-	-	-	1.0-1	0.5-1	-
CONY	1-1	1.5	-	1.0-3	-	-	0.5-1	-
TRANQUILL	1-0	1.0	-	-	-	1.0-3	-	-
STUDSTILL	1-0	1.0	-	-	-	-	-	1.0-2
BILAL	1-0	1.0	-	-	-	-	-	1.0-6
COLEMAN	1-0	1.0	-	-	1.0-1	-	-	-
TRUMBETTI	0-1	0.5	-	-	-	-	-	0.5-3
CAGE	0-1	0.5	-	-	-	-	0.5-1	-
HAYES, Jay	0-1	0.5	DNP	-	-	DNP	0.5-0	-

The Automated ScoreBook
Notre Dame Sacks Game-by-Game (as of Oct 08, 2016)
All games

<u>SACKS</u>	<u>UA-A</u>	<u>Total</u>	<u>UT</u>	<u>NEV</u>	<u>MSU</u>	<u>DU</u>	<u>SU</u>	<u>ST</u>
MORGAN, Nyles	2-0	2.0	-	-	-	1.0-7	1.0-1	-
ONWUALU	1-0	1.0	-	-	-	-	1.0-5	-

The Automated ScoreBook
Notre Dame Fumbles Game-by-Game (as of Oct 08, 2016)
All games

FUMBLES	No-Lost	UT	NEV	MSU	DU	SU	ST
TEAM	2-1	-	-	DNP	DNP	-	2-1
KIZER	2-2	-	-	-	1-1	-	1-1
ST. BROWN	1-1	-	-	-	1-1	-	-
FOLSTON	1-0	-	1-0	-	-	DNP	DNP
STEPHERSON	1-0	-	-	-	1-0	-	-
FINKE	1-0	DNP	-	DNP	-	-	1-0
BOYKIN	1-1	-	-	1-1	-	-	-
ADAMS, Josh	1-0	-	-	-	1-0	-	-
SANDERS	1-1	-	-	1-1	-	-	-

FUMBLES FORCED	Number	UT	NEV	MSU	DU	SU	ST
HAYES, Daelin	1	-	-	-	-	-	1
STUDSTILL	1	-	-	-	-	-	1
ONWUALU	1	-	-	-	-	1	-
CAGE	1	-	-	-	-	-	1

FUMBLES RECOVERED	Number	UT	NEV	MSU	DU	SU	ST
MORGAN, Nyles	1	-	-	-	-	-	1
ONWUALU	1	-	-	-	-	-	1