



University of Notre Dame
Sports Information
112 Joyce Center
Notre Dame, IN 46556
574-631-7516
574-631-7941 (fax)
UND.com

2009 NOTRE DAME FOOTBALL NOTES

Primary Contact: Brian Hardin • bhardin2@nd.edu • Office - 574.631.9471 • Cell - 574.532.4134
Secondary Contact: Michael Bertsch • mbertsch1@nd.edu • Office - 574.631.8642 • Cell - 574.532.4154

Game #1

Nevada (0-0) vs. #23 Notre Dame (0-0)



DATE

Saturday, September 5, 2009

TIME

3:30 p.m. ET

SITE (CAPACITY)

Notre Dame Stadium (80,795); Notre Dame, Ind.

TICKETS

Saturday is the 206th consecutive sellout at Notre Dame Stadium. Since 1966, every Irish home football game has been a sellout except one - a 1973 Thanksgiving Day game vs. Air Force. Notre Dame has now played in front of sellouts in 254 of their last 255 home games.
▶ Notre Dame has now played in front of sellout crowds in 213 of its previous 245 games, including 88 of its last 97 contests dating back to the Tostitos Fiesta Bowl at the end of the 2000 season (the 2001, '03, '05 and '07 games at Stanford, the 2004 game vs. Navy at the Meadowlands, the 2005 and '08 game at Washington, the 2007 game at UCLA and the 2008 Hawai'i Bowl were not sellouts).

TELEVISION

NBC national telecast with Tom Hammond (play-by-play), Pat Haden (analysis), Alex Flanagan (sideline), Rob Hyland (producer) and David Michaels (director).

What's Inside

Irish Probable Starting Lineup.....2
Notre Dame's Record When.....3
With A Victory / With A Defeat2-3
Season Openers4-5
Team Notes6-17
National Rankings.....7
Starter Sheet.....8
Milestone Games.....9
Eye On Career / Season Records.....11-13
Honors/Awards.....15
Media Information.....17
Series History vs. Nevada18-19
Pronunciation Guide.....20
Alphabetical / Numerical Roster.....20-21
Depth Chart.....22
Offensive Player Bios.....23-30
Defensive Player Bios.....31-38
Special Team Player Bios39
The Last Time40-42
Weis Era Record Book.....43-51
Season Stats.....52-65

Countdown To Kickoff

- 11** Senior CB **Raeshon McNeil** recorded a team-high 11 pass breakups in 2008. That is tied for third-most in single-season school history and the most by an Irish player since Dave Waymer had 12 in 1978. (SEE PAGE 29)
- 10** Notre Dame returns 10 offensive starters in 2009. The Irish are tied with three other schools for second-most returning offensive starters as only UAB returns its entire offensive unit in '09. (SEE PAGE 9)
- 9** The Irish return 18 starters in 2009, the most by a Notre Dame team since 2001. Only nine teams in the nation feature more returning starters in '09 than the Irish. (SEE PAGE 9)
- 8** Junior QB **Jimmy Clausen** has quickly ascended through Notre Dame's career passing lists and already ranks in the top-five in eight different career passing categories. (SEE PAGE 23)
- 7** Over the last four seasons, the Irish special teams units have tallied seven touchdowns, scoring on three punt returns, one kickoff return, one blocked punt return, one blocked field goal return and one fake field goal. (SEE PAGE 12)
- 6** The Irish feature six offensive linemen on their '09 roster that have started in their Notre Dame careers. The group has combined to register 100 career starts. (SEE PAGE 11)
- 5** Junior TB **Armando Allen**, who wears the jersey #5, will not play two ways this fall. Rather, freshman LB **Manti Te'o** will also don the #5 jersey.
- 4** The Irish either held a lead or had a possession in the fourth quarter with a chance to take the lead in four of its six losses in 2008.
- 3** Notre Dame returns its top three players in rushing yards, receiving yards, scoring, total offense and all-purpose yards from 2008.
- 2** Notre Dame was one of only two schools in 2008 (University of Buffalo, the other) that had both a wide receiver and a running back record at least 50 receptions. (Thanks STATS, LLC)
- 1** WRs **Michael Floyd** and **Golden Tate** both set Notre Dame records for receiving in a season by a freshman and sophomore, respectively, in 2008.
- 0** The Irish have been one of the best teams in the nation at not turning the ball over since **Charlie Weis** became head coach, evidenced by the zero giveaways in five games in 2008 and zero turnovers in 15 games since 2005. (SEE PAGE 10)

RADIO

ISP Sports is the exclusive national rights-holder for Irish football radio broadcasts. ISP manages, produces and syndicates the Irish national football radio network. Notre Dame games will be broadcast by Don Criqui (play-by-play), former Irish great Allen Pinkett (analysis) and Jeff Jeffers providing pre-game, sideline and post-game reports. This broadcast can be heard live on SIRIUS Satellite Radio (channel 159) and XM Satellite Radio (channel 117).
▶ All Notre Dame home games may be heard in South Bend on Sunny 101.5 FM and NewsTalk 960 WSBT-AM.

WEB SITES

Notre Dame (und.com), Nevada (nevadawolfpack.com)

REAL-TIME STATS

Live in-game statistics will be provided through CBS College Sports Gametracker via each school's respective official athletic website.

POLLS

Notre Dame enters the 2009 season ranked No. 23 in both the Associated Press and USA Today coaches polls, while Nevada is receiving votes in both polls.

SERIES INFO

Notre Dame and Nevada will meet on the gridiron for the first time in the 121-year history of Irish football. The Wolf Pack are the 136th different opponent in Notre Dame football history. The Irish opened last season with another inaugural foe, San Diego State. Notre Dame knocked off the Aztecs, 21-13, to open the season.



Extended individual notes are available in the updated player bios that span pages 23-39.

2009 Notre Dame Schedule

September 5 September 12	NEVADA (NBC) at Michigan (ABC)	Notre Dame, Ind. Ann Arbor, Mich.	3:30 p.m. 3:30 p.m.
September 19 September 26	MICHIGAN STATE (NBC) at Purdue (ABC/ESPN)	Notre Dame, Ind. West Lafayette, Ind.	3:30 p.m. 8:00 p.m.
October 3	WASHINGTON (NBC)	Notre Dame, Ind.	3:30 p.m.
October 17	USC (NBC)	Notre Dame, Ind.	3:30 p.m.
October 24 October 31	BOSTON COLLEGE (NBC) vs. Washington State (NBC)	Notre Dame, Ind. San Antonio, Texas	3:30 p.m. 6:30 p.m.
November 7 November 14	NAVY (NBC) at Pittsburgh (TBA)	Notre Dame, Ind. Pittsburgh, Pa.	2:30 p.m. TBA
November 21 November 28	CONNECTICUT (NBC) at Stanford (ABC)	Notre Dame, Ind. Palo Alto, Calif.	2:30 p.m. 5:00 p.m.
All Times Local to site			

**Notre Dame
Probable Starting Lineup**

OFFENSE

Pos.	No.	Player	Notes
X	23	Golden Tate – Jr.	Led ND in all-purpose yds (1,754), rec. (58), rec. yds (1,080), rec. TDs (10), total TDs (11) in '08
LT	72	Paul Duncan – Sr.	Missed the entire 2008 season with hip surgery (started all 12 games in 2007)
LG	59	Chris Stewart – Sr.	Made 10 starts at RG in 2008; missed BC, Navy and Syracuse games with a knee injury
OC	55	Eric Olsen – Sr.	Has started 19 straight games (the final six of 2007 at RG, all 13 in 2008 at LG)
RG	78	Trevor Robinson – So.	Became fifth rookie OL to ever start a game at ND (filled in at RG for injured Chris Stewart)
RT	74	Sam Young – Sr.	Has started all 38 games over the past three seasons (28 games at RT, 10 games at LT)
TE	9	Kyle Rudolph – So.	Set ND rookie TE receiving records for rec. and rec. yds in '08; Mackey Award Watch List
Z	3	Michael Floyd – So.	Caught 48 passes for 719 yards and seven TDs; all Notre Dame freshman receiving records
QB	7	Jimmy Clausen – Jr.	2nd in career comp. percentage, 4th in comp., 5th in att., 5th in TDs and 6th in passing yds
FB	34	James Aldridge – Sr.	Switched from HB; rushed for 962 yards on 249 attempts during his first three seasons
HB	5	Armando Allen – Jr.	Recorded team-high 2,725 combined all-purpose yards (109.0 ypg) from 2007-08

DEFENSE

Pos.	No.	Player	Notes
LDE	89	Kapron Lewis-Moore – So.	Will make first appearance in Notre Dame uniform against Nevada on Sept. 5
DT	9	Ethan Johnson – So.	Made seven tackles and 3.0 sacks in the final two games of 2008
NT	95	Ian Williams – Jr.	Tallied 85 tackles in 2007-08 while starting nine of the 25 games played
RDE	56	Kerry Neal – Jr.	One of four juniors to have played in every game of his Notre Dame career
SAM	45	Darius Fleming – So.	Started three games in 2008; flexibility to play both outside linebacker and defensive end
MIKE	49	Toryan Smith – Sr.	Returned blocked punt for TD and posted career-high 10 tackles at Navy in 2008
WILL	58	Brian Smith – Jr.	Fiery leader of the defense; played both outside and inside in his first two seasons
LCB	12	Robert Blanton – So.	Started the final four games on 2008; two career INTs, returning one 47 yards for a TD vs. Purdue
FS	22	Harrison Smith – Jr.	Made nine starts at LB in 2008; posted team-high 8.5 TFLs and tied for team-best 3.5 sacks
SS	28	Kyle McCarthy – Sr.	Set school record for most tackles by a defensive back in a season with 110 in 2008
RCB	8	Raeshon McNeil – Sr.	11th all-time in PBU's (14); recorded third-most PBU's (11) in single-season school history in '08

SPECIAL TEAMS

Pos.	No.	Player	Notes
PK	40	Nick Tausch – Fr.	Rookie kicker edged out junior Brandon Walker during fall practice
KO	40	Nick Tausch – Fr.	Rookie kicker edged out junior David Ruffer during fall practice
P	43	Eric Maust – Sr.	Earned scholarship in fall practice for the second consecutive season
H	43	Eric Maust – Sr.	Holds for both Nick Tausch and Brandon Walker
LSNP	60	Jordan Cowart – Fr.	Serves as snapper on punts
SSNP	52	Braxton Cave – So.	Serves as snapper on field goals
PR	23	Golden Tate – Jr.	Avg. 8.3 yds/return on 14 punt returns in 2008
	5	Armando Allen – Jr.	Avg. 9.4 yds/return on 7 punt returns in 2008
KR	34	James Aldridge – Sr.	Switched from HB; rushed for 962 yards on 249 attempts during his first three seasons
	32	Theo Riddick – Fr.	Named <i>Superprep</i> All-American, rating him as 23rd-best running back nationally

KEY PROBABLE NON-STARTERS

Pos.	No.	Player	Notes
X	18	Duval Kamara – Jr.	Missed a large portion of fall practice after undergoing arthroscopic knee surgery
X	11	Shaquell Evans – Fr.	41st-overall player in ESPN150, 4th-best WR; 44th-best player by <i>Sporting News</i> , 8th-best WR
LT	77	Matt Romine – Jr.	Fully healthy after playing in just five games in 2008
C/G	51	Dan Wenger – Sr.	Started the last 15 games at center; has started 18 of the 21 games in his Irish career
TE	83	Mike Ragone – Jr.	Returns from a torn ACL that caused him to miss the entire 2008 season
Z	82	Robby Parris – Sr.	Ranked second on the Irish in receiving yards (361) and third in receptions (29) in 2007
Z	81	John Goodman – So.	Did not see game action in 2008
QB	10	Dayne Crist – So.	Did not see game action in 2008
HB	25	Jonas Gray – So.	Powerful, quick running back rushed for 90 yards on 21 carries in 2008
HB	20	Cierre Wood – Fr.	Named to <i>USA Today</i> All-American team; 10th-best player by <i>Sporting News</i> , 2nd-best RB
HB	32	Theo Riddick – Fr.	Named <i>Superprep</i> All-American, rating him as 23rd-best running back nationally
DE	53	Morrice Richardson – Sr.	Primarily used in passing situations; played in 29 games, posted 18 tackles, 2.0 TFL and 1.5 sacks
DE	90	John Ryan – Sr.	Voted by teammates onto leadership committee; started 10 games in '07; 30 tackles, 5.0 TFL, 2.5 sacks
SAM	41	Scott Smith – Sr.	One of four ND captains in '09; played in 33 career games and logged 305 special-teams appearances
WILL	5	Manti Te'o – Fr.	2008 <i>Sporting News</i> High School Athlete of the Year; 2008 <i>USA TODAY</i> Defensive Player of the Year
CB	2	Darrin Walls – Sr.	Was not enrolled at ND during first semester of 2008 due to personal reasons
CB	4	Gary Gray – Jr.	Registered 15 solo tackles, two INTs, two PBU's and added 20 yards on a fumble recovery in '08
CB	26	Jamoris Slaughter – So.	Did not see game action in 2008
FS	31	Sergio Brown – Sr.	Will see majority of action as extra safety in ND nickel packages; made six starts in '08
SS	17	Zeke Motta – Fr.	Participated in '09 U.S. Army All-American Game; Rivals.com ranked him 54th-best player overall

WHAT TO WATCH FOR

Notre Dame is 70-8-3 (.883) in season openers inside Notre Dame Stadium. Notre Dame will open a season at home for the third straight year after opening the 2004, 2005 and 2006 seasons all away from Notre Dame Stadium.

A WIN THIS WEEK WOULD...

- ▶ Give Notre Dame a victory in their season opener for the fourth time in five years.
- ▶ Make the Irish 101-15-5 (.855) all-time in season openers and 96-19-5 (.821) in home openers.
- ▶ Be the 19th victory in the last 23 season openers and 11th win in the last 14 home openers.
- ▶ Improve Notre Dame to 72-10-3 (.865) when opening a season at home.
- ▶ Be the seventh victory in the last eight seasons when the Irish open the year at Notre Dame Stadium.
- ▶ Improve Notre Dame to 1-0 in the all-time series with Nevada.
- ▶ Improve the Irish to 4-0 all-time against the WAC.
- ▶ Improve Weis' record to 30-23 overall and 2-0 versus the WAC.
- ▶ Improve Weis' home record to 16-11.
- ▶ Improve Weis' record to 11-8 in September games.
- ▶ Improve Weis' record to 24-16 in afternoon games.
- ▶ Improve Notre Dame's all-time record to 832-284-42 (.737).
- ▶ Improve Notre Dame's all-time record at Notre Dame Stadium to 303-98-5 (.752).
- ▶ Improve Notre Dame's all-time record in a season opener following a bowl game victory the previous year to 11-2.
- ▶ Improve Notre Dame's all-time record in a season opener following a bowl game appearance the previous year to 24-5.

A LOSS THIS WEEK WOULD...

- ▶ Give Notre Dame a defeat in their season opener for the second time in five years.
- ▶ Make the Irish 100-16-5 (.847) all-time in season openers and 95-20-5 (.813) in home openers.
- ▶ Be the fifth defeat in the last 23 season openers and fourth loss in the last 14 home openers.
- ▶ Improve Notre Dame to 71-11-3 (.853) when opening a season at home.
- ▶ Be the second defeat in the last eight seasons when the Irish open the year at Notre Dame Stadium.
- ▶ Drop Notre Dame to 0-1 in the all-time series with Nevada.
- ▶ Drop the Irish to 3-1 all-time against the WAC.
- ▶ Drop Weis' record to 29-24 overall and 1-1 versus the WAC.
- ▶ Drop Weis' home record to 15-12.
- ▶ Drop Weis' record to 10-9 in September games.
- ▶ Drop Weis' record to 23-17 in afternoon games.
- ▶ Drop Notre Dame's all-time record to 831-285-42 (.736).
- ▶ Drop Notre Dame's all-time record at Notre Dame Stadium to 302-99-5 (.750).
- ▶ Drop Notre Dame's all-time record in a season opener following a bowl game victory the previous year to 10-3.
- ▶ Drop Notre Dame's all-time record in a season opener following a bowl game appearance the previous year to 23-6.

IRISH NOTEBOOK

- ▶ This game will mark the start of the 121st football season at the University of Notre Dame dating back to 1887 ... The Irish did not field teams in 1890 or 1891.
- ▶ Notre Dame enters the 2009 season with an all-time record of 831-284-42 (.736 winning percentage).
- ▶ Notre Dame and Nevada will meet on the gridiron for the first time in the 121-year history of Irish football. The Wolf Pack are the 136th different opponent in Notre Dame football history. Nevada is the first inaugural foe for the Irish since Notre Dame upended San Diego State, 21-13, to open last season.

2009 NOTRE DAME FOOTBALL GAME NOTES

► The Irish are 70-8-3 (.883) in season openers inside Notre Dame Stadium. Notre Dame will open a season at home for the third straight year after opening the 2004, 2005 and 2006 seasons all away from Notre Dame Stadium.

ON THIS DATE

Notre Dame has played three previous games in its history on Sept. 5. The Irish are 3-0 all-time on this date. The Irish were ranked inside the top 25 on all three previous occasions.

1998	W	(22) Michigan (5)	36-20	H
1996	W	(6) Vanderbilt	14-7	A
1992	W	(3) Northwestern	42-7	N

Beginning with the 1936 season, the number in front of the opponent name indicates Notre Dame's ranking in the Associated Press poll coming into the game. The number following the opponent name indicates its ranking.

Sept. 5, 1967: One of the most dynamic and successful quarterbacks in Notre Dame history, Tony Rice, was born in Spartanburg, South Carolina. He would become an elusive runner, a strong-armed thrower, and a steel-hearted leader in Lou Holtz's option-oriented offense in the late 1980s. As a junior in 1988, Rice would quarterback the Irish to a 12-0 record and a national championship. He would follow that up by guiding the Irish to a 12-1 mark in 1989.

Sept. 5, 1998: Autry Denson rushed for 163 yards and two touchdowns as Notre Dame scored 30 points in the second half en route to a 36-20 victory over defending national champion and No. 5 Michigan.

SEASON OPENERS

- The Irish are 100-15-5 (.854) in season openers and have taken 18 of the last 22.
- Notre Dame is 95-19-5 (.819) in home openers and has won eight of its last 11.
- Michigan State (2001, 2005) and Georgia Tech (2007) have been the Irish opponents in those home opening losses.
- There were no home games in 1929 due to construction of Notre Dame Stadium.
- When playing their season opener in Notre Dame Stadium, the Irish are 70-8-3 (.883).
- When Notre Dame's season and home openers are one and the same, the Irish are 71-10-3 (.863).
- Notre Dame has captured six of its last seven such openers (five-game winning streak was snapped against Georgia Tech in 2007).
- The Irish previously last lost a season opener at home on Sept. 2, 1995 when Northwestern (who eventually captured the Big Ten title and appeared in the Rose Bowl) knocked off Notre Dame, 17-15.

OPENERS AN INDICATOR?

- As stated previously, Notre Dame is 100-15-5 in season openers, but have they been foretelling of the season ahead? Take a look:
- The 100 seasons Notre Dame has won its opener, the Irish went on to post winning records 92 times (92.0%), with four losing seasons and four .500 records.
 - The 15 seasons Notre Dame has lost its opener, the Irish posted winning records six times and a losing mark eight times (with one .500 season).
 - The five seasons Notre Dame registered a tie in its opener, the Irish had four winning records and one losing record.

MORE ON OPENERS

- Notre Dame has failed to score first in its last six season openers, but have posted a 4-2 mark along the way. The Irish last scored first in a season-opener on Aug. 31, 2002 in a 22-0 victory over Maryland. In fact, that 2002 game is the only time this decade that Notre Dame scored first in a season opener.
- The Irish have captured their last 11 season openers when scoring first, a span that dates back to the 1986 opening year defeat to Michigan.

Notre Dame's Record When...		
	2008	Weis Era
At Home	4-2	15-11
On The Road	1-4	11-8
Neutral Site Games	2-0	3-2
In Overtime	0-1	0-3
Coming off a loss	3-2	9-11
Coming off a win	2-4	17-6
Coming of an open date	1-0	2-2
Both teams are AP-ranked	0-0	3-5
Neither team is ranked	7-4	9-9
ND is ranked higher	0-0	17-2
Opponent is ranked higher	0-2	3-10
Vs. In-state Opponents	1-0	3-1
In September	3-1	10-8
In October	2-1	9-5
In November	1-4	11-7
In December	1-0	1-0
In January	0-0	0-2
On Television	7-6	29-21
On NBC	4-2	15-11
On ABC	0-2	7-5
On ESPN	1-2	3-4
On ESPN2	1-0	1-0
On CBS	1-0	2-0
On CSTV	0-0	1-0
On Fox	0-0	0-1
Afternoon Games	6-4	23-16
Night Games	1-2	6-5
Decided By 7 or Less	2-3	8-6
Scoring First	5-3	20-7
Opponent Scores First	2-3	9-14
Leading At Halftime	5-3	21-5
Tied At Halftime	2-0	4-0
Trailing At Halftime	0-3	4-16
Leading After 3 Qtrs.	6-3	23-4
Tied After 3 Qtrs.	0-0	1-1
Trailing After 3 Qtrs.	1-3	5-16
Scoring 40+ Points	1-0	10-2
Scoring 30+ Points	3-1	19-4
Scoring 20-29 Points	3-2	16-8
Scoring 0-19 Points	0-3	2-12
Allowing 40+ Points	0-0	0-6
Allowing 30+ Points	0-2	2-15
Allowing 20-29 Points	4-3	12-7
Allowing 0-19 Points	3-1	16-1
Outrushing Opponent	5-0	15-0
Getting Outrushed	2-6	14-21
Passing For More Yds	4-5	22-12
Passing For Fewer Yds	3-1	7-9
Outgaining Opponent	5-4	20-7
Getting Outgained	2-2	9-13
Winning Time of Poss.	6-2	22-6
Losing Time of Poss.	1-4	7-15
Scoring a Def./ST TD	4-0	12-3
Allowing a Def./ST TD	0-2	2-8
Fewer Penalty Yards	3-4	13-13
More Penalty Yards	4-1	16-7
Winning Turnover Battle	4-3	20-8
Losing Turnover Battle	3-3	6-10
Individual 100-yard rusher	1-0	14-4
Individual 100-yard receiver	5-3	17-7
Individual 200-yard passer	5-4	24-10
Opponent 100-yard rusher	2-4	5-15
Opponent 100-yard receiver	2-1	12-7
Opponent 200-yard passer	4-2	13-11

Return To Sender (since 1999)

The return game has been a source of strength for Notre Dame in recent years. The Irish have logged 41 returns (punts, kickoffs, fumbles, interceptions) for touchdowns during the past nine seasons (2000-present), a figure that ranks tied for eighth in the country during that stretch. Here's a look at the national leaders in TD returns since 2000:

School	2000	2001	2002	2003	2004	2005	2006	2007	2008	2009	Bowls	Total
1. Virginia Tech	6	7	7	10	6	6	5	8	3	0	3	61
2. Texas	6	6	7	9	2	7	8	5	5	0	3	58
3. Miami, Fla.	13	11	5	9	8	3	1	1	3	0	3	57
4. Kansas State	5	2	12	6	4	5	8	7	6	0	1	56
5. Oklahoma	7	6	8	9	3	3	4	7	3	0	2	52
6. Fresno State	5	3	5	4	6	6	4	5	8	0	2	48
7. NC State	2	4	9	10	5	2	4	3	3	0	1	43
8. Notre Dame	6	4	9	3	3	5	4	3	3	0	1	41
9. Ohio State	7	3	3	4	6	6	3	3	2	0	2	39
Colorado	4	7	7	1	6	3	1	3	3	0	4	39

Memorable Irish Season Openers

The following games are among Notre Dame's more memorable season openers, based on ranked opponents and/or close finishes:

**Oct. 4, 1930
at Notre Dame 20, SMU 14**

Joe Savoldi—100-yd kick return; Marchy Schwartz—winning TD with 4:00 to play; 1st game in ND Stadium.

**Sept. 25, 1948
at Notre Dame 28, Purdue 27**

Irish win on Steve Oracko's field goal.

**Sept. 30, 1950
at #1 Notre Dame 14, #20 North Carolina 7**

Irish win game on pass from Bob Williams to Jim Mutscheller with 2:40 to play.

**Sept. 27, 1952
#10 Notre Dame 7, at #12 Pennsylvania 7**

Irish escape with tie, despite lackluster offense.

**Sept. 26, 1953
#1 Notre Dame 28, at #6 Oklahoma 21**

Johnny Latner intercepts late pass in end zone; Sooners go on to win next 47.

**Sept. 25, 1954
at #2 Notre Dame 21, #4 Texas 0**

Ralph Guglielmi: two passing TDs, one rushing TD, three INTs.

**Sept. 22, 1956
at SMU 19, #3 Notre Dame 13**

Mustangs score winning TD with 1:50 to play, spoiling Paul Hornung's comeback heroics.

**Sept. 28, 1963
#6 Wisconsin 14, at Notre Dame 9**

Badgers win on Ralph Kurek's one-yard TD run with 1:07 to play.

**Sept. 24, 1966
at #6 Notre Dame 26, #8 Purdue 14**

Terry Hanratty to Jim Seymour: 13 passes for 276 yards; Irish go on to national title.

**Sept. 21, 1968
at #3 Notre Dame 45, #5 Oklahoma 21**

Irish QBs Terry Hanratty and Joe Theismann direct Irish to 571 total yards.

**Sept. 11, 1976
#9 Pittsburgh 31, at #11 Notre Dame 10**

Tony Dorsett leads Pitt with 181 rushing yards; Panthers go on to win national title.

**Sept. 10, 1977
#3 Notre Dame 19, at #7 Pittsburgh 9**

Irish hold Pitt to 82 total yds; Rusty Lisch (106 pass. yds) and Jerome Heavens (94 rush. yds) lead offense; Irish go on to national title.

**Career Stats
In Season Openers**

James Aldridge								
Att	Gain	Loss	Net	TD	Lg	Avg.		
2007	6	19	0	19	0	7	3.2	
Armando Allen								
Att	Gain	Loss	Net	TD	Lg	Avg.		
2007	3	25	0	25	0	11	8.3	
2008	16	64	5	59	0	14	3.7	
Total	19	89	5	84	0	14	4.4	
Rec	Yds	TD	Lg	Avg/C				
2007	1	1	0	1	1.0			
2008	3	18	0	10	6.0			
Total	4	19	0	10	4.8			
Punt Returns	No.	Yds	TD	Lg	Avg/R			
2008	2	35	0	22	17.5			
Kickoff Returns	No.	Yds	TD	Lg	Avg/R			
2007	5	84	0	25	16.8			
2008	2	46	0	29	23.0			
Total	7	130	0	29	18.6			
Mike Anello								
UA	A	Total	TFL-Yds	Scks	PD	FF	FR INT	
2008	4	0	4	0.0-0	0.0-0	0	0 0 0	
Sergio Brown								
UA	A	Total	TFL-Yds	Scks	PD	FF	FR INT	
2006	1	0	1	0.0-0	0.0-0	0	0 0 0	
2007	1	0	1	0.0-0	0.0-0	0	0 0 0	
2008	4	2	6	1.0-3	0.0-0	2	0 0 0	
Total	6	2	8	1.0-3	0.0-0	2	0 0 0	
Jimmy Clausen								
Att	Gain	Loss	Net	TD	Lg	Avg.		
2007	2	0	-14	-14	0	0	-7.0	
Com.	Att.	INT	Yds	TD	Long	Sack		
2007	4	6	0	34	0	11	1	
2008	21	34	2	237	3	38	0	
Total	25	40	2	271	3	38	1	
Darius Fleming								
UA	A	Total	TFL-Yds	Scks	PD	FF	FR INT	
2008	1	0	1	0.0-0	0.0-0	0	0 0 0	
Michael Floyd								
Rec	Yds	TD	Lg	Avg/C				
2008	1	22	1	22	22.0			
Robert Hughes								
Att	Gain	Loss	Net	TD	Lg	Avg.		
2008	17	58	4	54	0	12	3.2	
Rec	Yds	TD	Lg	Avg/C				
2008	3	32	0	14	10.7			
Kickoff Returns	No.	Yds	TD	Lg	Avg/R			
2007	2	8	0	6	4.0			
Ethan Johnson								
UA	A	Total	TFL-Yds	Scks	PD	FF	FR INT	
2008	0	1	1	0.0-0	0.0-0	0	0 0 0	
Duval Kamara								
Rec	Yds	TD	Lg	Avg/C				
2007	2	19	0	11	9.5			
2008	1	28	0	28	28.0			
Total	3	47	0	28	15.7			
Eric Maust								
No.	Yds	Avg	Long	In20	TB			
2008	5	199	39.8	50	2	0		
Kyle McCarthy								
UA	A	Total	TFL-Yds	Scks	PD	FF	FR INT	
2007	0	2	2	0.0-0	0.0-0	0	0 0 0	
2008	10	4	14	0.0-0	0.0-0	0	0 0 0	
Total	10	6	16	0.0-0	0.0-0	0	0 0 0	

Raeshon McNeil											
UA	A	Total	TFL-Yds	Scks	PD	FF	FR	INT			
2006	0	1	1	0.0-0	0.0-0	0	0	0	0	0	
2008	0	0	0	0.0-0	0.0-0	1	0	0	0	0	
Total	0	1	1	0.0-0	0.0-0	1	0	0	0	0	
Paddy Mullen											
UA	A	Total	TFL-Yds	Scks	PD	FF	FR	INT			
2007	0	1	1	0.0-0	0.0-0	0	0	0	0	0	
Kerry Neal											
UA	A	Total	TFL-Yds	Scks	PD	FF	FR	INT			
2008	1	2	3	0.5-1	0.0-0	0	0	0	1-2		
Robby Parris											
Rec	Yds	TD	Lg	Avg/C							
2007	3	30	0	12	10.0						
Morrice Richardson											
UA	A	Total	TFL-Yds	Scks	PD	FF	FR	INT			
2007	0	1	1	0.0-0	0.0-0	0	0	0	0	0	
2008	1	0	1	0.0-0	0.0-0	0	0	0	0	0	
Total	1	1	2	0.0-0	0.0-0	0	0	0	0	0	
Kyle Rudolph											
Rec	Yds	TD	Lg	Avg/C							
2008	1	5	0	5	5.0						
John Ryan											
UA	A	Total	TFL-Yds	Scks	PD	FF	FR	INT			
2007	2	1	3	0.0-0	0.0-0	0	0	0	0	0	
2008	1	0	1	0.0-0	0.0-0	2	0	0	0	0	
Total	3	1	4	0.0-0	0.0-0	2	0	0	0	0	
Evan Sharpley											
Att	Gain	Loss	Net	TD	Lg	Avg.					
2007	10	3	-61	-58	0	3	-5.8				
Com.	Att.	INT	Yds	TD	Long	Sack					
2007	10	13	0	92	0	29	7				
Brian Smith											
UA	A	Total	TFL-Yds	Scks	PD	FF	FR	INT			
2008	4	0	4	0.0-0	0.0-0	0	0	0	0	0	
Harrison Smith											
UA	A	Total	TFL-Yds	Scks	PD	FF	FR	INT			
2008	3	0	3	1.0-1	0.0-0	0	0	0	0	0	
Scott Smith											
UA	A	Total	TFL-Yds	Scks	PD	FF	FR	INT			
2007	2	2	4	0.0-0	0.0-0	0	0	0	0	0	
Toryan Smith											
UA	A	Total	TFL-Yds	Scks	PD	FF	FR	INT			
2007	0	1	1	0.0-0	0.0-0	0	0	0	0	0	
Golden Tate											
Rec	Yds	TD	Lg	Avg/C							
2008	6	93	1	38	15.5						
Kickoff Returns	No.	Yds	TD	Lg	Avg/R						
2007	1	20	0	20	20.0						
2008	1	28	0	28	28.0						
George West											
Rec	Yds	TD	Lg	Avg/C							
2007	2	29	0	20	14.5						
Kickoff Returns	No.	Yds	TD	Lg	Avg/R						
2006	1	33	0	33	33.0						
Darrin Walls											
UA	A	Total	TFL-Yds	Scks	PD	FF	FR	INT			
2006	2	0	2	0.0-0	0.0-0	0	0	0	0	0	
Ian Williams											
UA	A	Total	TFL-Yds	Scks	PD	FF	FR	INT			
2007	2	1	3	0.0-0	0.0-0	0	0	0	0	0	

All-Time Season Openers							
Year	W/L	Opp.	Result	Year	W/L	Opp.	Result
*1887	L	Michigan	0-8	1953	W	(1) Oklahoma (6)	28-21
*1888	L	Michigan	6-26	*1954	W	(2) Texas (4)	21-0
1889	W	Northwestern	9-0	*1955	W	(11) SMU	17-0
*1892	W	South Bend H.S.	56-0	1956	L	(3) SMU (NT)(1:50)	13-19
*1893	W	Kalamazoo	34-0	1957	W	Purdue	12-0
*1894	W	Hillsdale	14-0	*1958	W	(5) Indiana	18-0
*1895	W	Northwestern Law	20-0	*1959	W	North Carolina (R)	28-8
*1896	L	Chicago Physicians & Surgeons	0-4	*1960	W	California	21-7
*1897	T	Rush Medical	0-0	*1961	W	Oklahoma	19-6
1898	W	Illinois	5-0	1962	W	Oklahoma	13-7
*1899	W	Englewood H.S.	29-5	*1963	L	Wisconsin (1:07) (6)	9-14
*1900	W	Goshen	55-0	1964	W	Wisconsin (R)	31-7
*1901	T	South Bend Athletic Club	0-0	1965	W	(3) California	48-6
*1902	W	Michigan State	33-0	*1966	W	(6) Purdue (8)	26-14
*1903	W	Michigan State	12-0	*1967	W	(1) California	41-8
*1904	W	Wabash	12-4	*1968	W	(3) Oklahoma (5)	45-21
*1905	W	North Division H.S. (Chicago)	44-0	*1969	W	(11) Northwestern	35-10
*1906	W	Franklin	26-0	1970	W	(6) Northwestern	35-14
*1907	W	Chicago Physicians & Surgeons (R)	32-0	*1971	W	(2) Northwestern	50-7
*1908	W	Hillsdale	39-0	1972	W	(13) Northwestern	37-0
*1909	W	Olivet	58-0	*1973	W	(8) Northwestern	44-0
*1910	W	Olivet	48-0	1974	W	(2) Georgia Tech (NT)	31-7
*1911	W	Ohio Northern	32-6	1975	W	(9) Boston College (NT) (Foxboro)	17-3
*1912	W	St. Viator	116-7	*1976	L	(11) Pittsburgh (9)	10-31
*1913	W	Ohio Northern	87-0	1977	W	(3) Pittsburgh (7)	19-9
*1914	W	Alma	56-0	*1978	L	(5) Missouri (12:50)	0-3
*1915	W	Alma	32-0	1979	W	(9) Michigan (6)	12-10
*1916	W	Case Tech	48-0	*1980	W	(11) Purdue (9)	31-10
*1917	W	Kalamazoo	55-0	*1981	W	(4) LSU	27-9
1918	W	Case Tech	26-6	*1982	W	*(20) Michigan (NT) (10)	23-17
*1919	W	Kalamazoo	14-0	1983	W	(5) Purdue	52-6
*1920	W	Kalamazoo	39-0	1984	L	(8) Purdue (Hoosier Dome)	21-23
*1921	W	Kalamazoo	56-0	1985	L	(13) Michigan	12-20
*1922	W	Kalamazoo	46-0	*1986	L	Michigan (3)	23-24
*1923	W	Kalamazoo	74-0	1987	W	(16) Michigan (9)	26-7
*1924	W	Lombard	40-0	*1988	W	(13) Michigan (1:13) (NT) (9)	19-17
*1925	W	Baylor (R)	41-0	1989	W	(2) Virginia (NT) (Giants Stadium)	36-13
*1926	W	Beloit	77-0	*1990	W	(1) Michigan (NT) (1:40) (4)	28-24
*1927	W	Coe (R)	28-7	*1991	W	(7) Indiana	49-27
*1928	W	Loyola (New Orleans)	12-6	1992	W	(3) Northwestern (Soldier Field)	42-7
1929	W	Indiana	14-0	*1993	W	(7) Northwestern	27-12
*1930	W	SMU (4:00)	20-14	1994	W	(3) Northwestern (NT) (Soldier Field)	42-15
1931	W	Indiana	25-0	*1995	L	(9) Northwestern	15-17
*1932	W	Haskell	73-0	1996	W	*(6) Vanderbilt (NT)	14-7
*1933	T	Kansas	0-0	*1997	W	(11) *Georgia Tech (2:37)	17-13
*1934	L	Texas	6-7	*1998	W	(22) Michigan (5)	36-20
*1935	W	Kansas	28-7	*1999	W	(18) * Kansas	48-13
*1936	W	Carnegie Tech	21-7	*2000	W	Texas A&M (23)	24-10
*1937	W	Drake	21-0	2001	L	(23) Nebraska (5) (NT)	10-27
*1938	W	Kansas	52-0	2002	W	Maryland (21) (NT) *(Giants Stadium)	22-0
*1939	W	Purdue	3-0	*2003	W	Washington State	29-26 (1 OT)
*1940	W	Col. of Pacific	25-7	*2004	L	at BYU (NT)	17-20
*1941	W	Arizona	38-7	2005	W	at Pittsburgh (23) (NT)	42-21
1942	T	Wisconsin	7-7	2006	W	(2) at Georgia Tech (NT)	14-10
1943	W	Pittsburgh	41-0	*2007	L	Georgia Tech	3-33
1944	W	Pittsburgh	58-0	*2008	W	San Diego State	21-13
*1945	W	Illinois	7-0	TOTALS			100-15-5
1946	W	Illinois	26-6				
1947	W	Pittsburgh	40-6				
*1948	W	Purdue	28-27				
*1949	W	Indiana	49-6				
*1950	W	(1) North Carolina (2:40) (20)	14-7				
*1951	W	(14) Indiana	48-6				
1952	T	(10) Pennsylvania (12)	7-7				

*home games

Beginning with the 1936 season, the number in front of the opponent name indicates Notre Dame's ranking in the Associated Press poll coming into the game. The number following the opponent name indicates its ranking.

More Memorable Irish Season Openers	
Sept. 6, 1980 at #11 Notre Dame 31, #9 Purdue 10	Phil Carter leads Irish with 142 rushing yards.
Sept. 6, 1997 at #11 Notre Dame 17, Georgia Tech 13	Irish win on Autry Denson's 1-yard run with 2:37 to play; first game in expanded stadium.
Sept. 5, 1998 at #22 Notre Dame 36, #5 Michigan 20	Autry Denson (163 rushing yards, 2 TDs) helps Irish total most rushing yards by a Michigan opponent since '87 (321).
Aug. 31, 2002 Notre Dame 22, #21 Maryland 0	Nicholas Setta kicks five FG, Irish defense pitches first season-opening shutout since '73 to win Kickoff Classic XX.
Sept. 6, 2003 at #19 Notre Dame 29, Washington State 26 (ot)	The Irish used 20 fourth-quarter points to rally from a 19-0 deficit. Nicholas Setta kicks a 40-yard game-winning field goal.
Sept. 3, 2005 Notre Dame 42, at #23 Pittsburgh 21	The Irish open the Charlie Weis era with a rout on the road. Notre Dame scores on five of its first six possessions.
Conference Call	
► This season, Notre Dame faces teams from five different conferences. Here's a look at the conference breakdown for the 12 Irish opponents in 2009:	
Pac-10 (4): Stanford, Washington, Washington State, USC	
Big Ten (3): Michigan, Michigan State, Purdue	
BIG EAST (2): Pittsburgh, Connecticut	
ACC (1): Boston College	
WAC (1): Nevada	
Independents (1): Navy	
► Notre Dame has had great overall success against the major conferences in the country, including the Western Athletic, of which Nevada is a member:	
Conference	Winning %
Western Athletic	1.000
Conference USA	.885
Mountain West	.778
BIG EAST	.715
Atlantic Coast	.704
Big 12	.667
Big Ten	.654
Pac-10	.648
SEC	.618

Top Performances In Season Openers

INDIVIDUAL

Total Offense

Terry Hanratty, 310, vs. Purdue (9.24.66)

Rushing Yards

Angelo Dabiero, 11-176, 1 TD, vs. Oklahoma (9.30.61)

Touchdown Rushes

3 by Rashon Powers-Neal vs. Pittsburgh (9.3.05)

Passing Yards

304 by Terry Hanratty vs. Purdue (9.24.66)

Pass Attempts

47 by Brady Quinn vs. BYU (9.4.04)

Pass Completions

26 by Brady Quinn vs. BYU (9.4.04)

Touchdown Passes

4 by Ron Powlus vs. Northwestern (9.3.94)

Receptions

Jim Seymour, 13-276, 3 TD, vs. Purdue (9.24.66)

*Receiving Yards

Jim Seymour, 13-276, 3 TD, vs. Purdue (9.24.66)

Touchdown Receptions

3 by Jim Seymour vs. Purdue (9.24.66)

*All Purpose Yards

361 by Willie Maher vs. Kalamazoo (9.29.23)

Points Kicking

Nicholas Setta, 17 (2 XP, 5 FG), vs. Maryland (9.6.03)

*Field Goals

5, twice

Kickoff Return Yards

Paul Castner, 4-253, 2 TD, vs. Kalamazoo (9.30.22)

Punt Return Yards

Vince McNally, 225, vs. Beloit (10.2.26)

Interceptions

Shane Walton, 3-11, vs. Maryland (8.31.02)

Tackles

18 by Courtney Watson vs. Nebraska (9.8.01)

TEAM

Points Scored

116 (W 116-7); 1912 in Notre Dame

Points Scored (quarter)

35 (W 56-0); 1921 (first) in Notre Dame

Points Scored (half)

64 (W 116-7); 1912 (second) in Notre Dame

Points Allowed

33 (L 3-33); 2007 in Notre Dame

Points Allowed (quarter)

17 (L 10-27); 2001 (first) in Lincoln

Points Allowed (half)

27 (L 10-27); 2001 (first) in Lincoln

- ▶ Notre Dame dropped both the 1985 and 1986 openers against the Wolverines, both times opening with the game's initial score.
- ▶ Since 1958 (when play-by-play became available), the Irish are 30-3 when scoring first and 13-5 when the opponent takes the game's first lead.

EVEN MORE ON OPENERS

At Home	71-10-3	On The Road	24-4-2	Neutral Site Games	5-1
In Overtime	1-0	*Both teams are AP-ranked	13-2-1	*Neither team is ranked	20-2-1
*ND is ranked higher	31-5-1	*Opponent is ranked higher	8-4	Vs. In-state Opponents	21-1-1
On Television	30-7	On NBC	8-2	On ABC	16-3
On ESPN	2-1	On CBS	3-1	On Raycom	1-0
Afternoon Games	89-12-5	Night Games	11-3	Decided By 7 or Less	17-9-5
Scoring First (since 1958)	30-3	Opp. Scores First (circa 1958)	13-5	Scoring 40+ Points	32-0
Scoring 30+ Points	50-0	Scoring 20-29 Points	27-2	Scoring 0-19 Points	23-13-5
Allowing 40+ Points	0-0	Allowing 30+ Points	0-2	Allowing 20-29 Points	8-6
Allowing 0-19 Points	92-7-5				

* post 1936 when the AP instituted national rankings

FIRST-TIME VISITORS

▶ Nevada will become the 64th different team to visit Notre Dame Stadium when the Wolf Pack face the Irish in the 2009 season opener. San Diego State in 2008 became the 63rd different opponent to face the Irish in Notre Dame Stadium (since its opening in 1930), with the Irish owning a 54-8-1 mark (.865) in games when the opponent was making its first visit to the Stadium. Thirteen of those teams previously had played at Notre Dame (prior to 1930), with the Irish owning a mark of 41-6-1 (.865) since 1930 versus teams making their first overall visit to Notre Dame.

▶ The six teams that have travelled to South Bend for the first time and come away with a victory at Notre Dame Stadium include (AP poll began in 1936): USC (1931), Texas (1934), Iowa (1940), Missouri (1972), 14th-ranked Clemson (1979) and 20th-ranked Florida State (1981). Michigan (1942) and Penn State (1982) also won their first games at Notre Dame Stadium but previously had played the Irish at Cartier Field.

▶ Since the 1981 loss to Florida State, 11 consecutive opponents have lost in their first trip to South Bend: Colorado (1984), Mississippi (1985), Boston College (1987), BYU (1992), Vanderbilt (1995), Rutgers (1996), West Virginia (1997), Arizona State (1999), Texas A&M (2000), Washington State (2003) and San Diego State (2008).

Irish Among National Leaders in 2008

Category	Rank	Stat	National Leader	Stat	
Rushing Offense	100	109.69	Navy	292.38	
Passing Offense	34	245.38	Texas Tech	413.15	
Total Offense	65	355.08	Tulsa	569.86	
Scoring Offense	67	24.69	Oklahoma	51.14	
Rushing Defense	45	134.15	TCU	47.08	
Pass Efficiency Defense	22	109.73	Southern California	85.75	
Total Defense	39	329.85	TCU	217.77	
Scoring Defense	42	22.15	Southern California	9.00	
Net Punting	59	35.05	Cincinnati	41.48	
Punt Returns	60	8.92	Central Mich.	20.50	
Kickoff Returns	53	21.56	Temple	26.60	
Turnover Margin	73	-.23	Oklahoma	1.64	
Pass Defense	43	195.69	Southern California	134.38	
Passing Efficiency	42	131.40	Oklahoma	176.24	
Sacks	50	2.08	Texas	3.62	
Tackles For Loss	106	4.62	Mississippi	8.62	
Sacks Allowed	45	1.69	Air Force	.38	
Passing Efficiency			Total Offense		
Jimmy Clausen	43rd	132.49	Jimmy Clausen	40th	238.38
Receptions Per Game			Receiving Yds/Game		
Golden Tate	t-83rd	4.46	Golden Tate	28th	83.08
Michael Floyd	91st	4.36	Michael Floyd	61st	65.36
Punting			Interceptions		
Eric Maust	44th	41.07	David Bruton	t-53rd	0.31
Kickoff Returns			Field Goals		
Armando Allen	23rd	25.86	Brandon Walker	t-40th	1.17
Scoring			Tackles		
Brandon Walker	t-83rd	6.75	Kyle McCarthy	54th	8.46
All-Purpose Yards					
Golden Tate	40th	134.92			
Armando Allen	56th	119.15			

▶ Seven teams that were ranked at game time in the AP top-25 poll (which began in 1936) have lost in their first visit to Notre Dame, with the Irish being lower ranked in four of those games:

- #9 Army (lost to top-ranked ND in '47, 27-7)
- #4 Oklahoma (lost to #10 ND in '52, 27-21)
- #7 LSU (lost to #2 ND in '70, 3-0)
- #22 West Virginia (lost to unranked ND in '97, 21-14)
- #20 North Carolina (lost to #1 ND in '50, 14-7)
- #10 Syracuse (lost to unranked ND in '61, 17-15)
- #10 Alabama (lost to #18 ND in '76, 21-18),

▶ Prior to the 2009 season, the Notre Dame football program had played home games versus a total of 115 different teams, at primarily old Cartier Field (pre-1930) or Notre Dame Stadium, with an overall home record of 100-11-4 (.887) in games versus all first-time visitors to Notre Dame (regardless of the site).

SCHEDULE NOTES

▶ Many have discussed the difficulty (or lack thereof) of Notre Dame's schedule for the 2009 season. However, looking at the top 15 pre-season rankings of the four most popular season previews (Athlon, Lindy's, Phil Steele & Rivals) shows that Notre Dame's slate is very comparable to the other top 15 teams in the nation.

▶ Notre Dame is one of eight schools with an average opponent ranking between 51 and 56, while being ranked ninth over all.
 ▶ In addition to having a strong average ranking among the best teams in the nation, Notre Dame plays fewer teams on the bottom levels of college football. Notre Dame is one of six schools in the group to play no FCS teams (along with Texas, USC, Virginia Tech, Ohio State and LSU). In addition, Notre Dame's only opponents that ever appear in the bottom 40 of college football are still members of a major BCS conference, a distinction no other program can claim.

	Athlon	Lindy's	Steele	Rivals	Composite Avg.
1. Georgia	39.58	39.58	41.50	39.25	39.98
2. Oklahoma	43.50	42.25	40.75	46.92	43.36
3. Virginia Tech	42.00	44.17	46.25	45.58	44.50
4. USC	44.67	47.75	42.42	50.25	46.27
5. Oklahoma State	50.83	52.08	51.67	50.08	51.17
6. LSU	49.25	51.83	50.75	55.00	51.71
7. Florida	54.25	53.58	52.25	52.00	53.02
8. Ohio State	54.67	52.58	53.58	55.25	54.02
9. Notre Dame	54.30	55.00	53.00	57.17	54.87
10. Alabama	56.92	53.17	55.00	54.50	54.90
11. California	53.75	55.00	54.33	58.92	55.50
12. Texas	55.58	56.00	55.83	55.67	55.77
13. Penn State	60.00	61.75	62.00	61.08	61.21
14. Mississippi	62.00	59.42	59.08	64.92	61.36
15. TCU	73.17	75.25	79.33	74.75	75.63
16. Boise State	90.00	87.85	86.08	86.08	87.50

▶ Mark Schlabach and Bruce Feldman of ESPN.com recently released their first bowl projections list of the 2009 season. The two both picked the Irish to play in the Gator Bowl, but more interesting was the appearances of seven of Notre Dame's opponents in bowl games on Feldman's list and six on Schlabach's.

Bowl Projected Opponents Of Potential Top 15 Teams

Georgia 10, Oklahoma 9, Texas 8, USC 8, Alabama 8, California 8, Ohio State 8, Virginia Tech 8, Oklahoma State 8, **Notre Dame 7**, Florida 7, Mississippi 7, Penn State 7, LSU 7, Boise State 6, TCU 6

2009 NOTRE DAME OPPONENT UPDATE

Below is a look at Notre Dame opponents' upcoming games. Since 1977, when the NCAA started rating strength of schedule, Notre Dame's schedule has been rated the most difficult five times (1978, 1985, 1987, 1989 and 1995).

Opponent	'09 Record	Sept. 5	Opponent	'09 Record	Sept. 5
Nevada	0-0	at Notre Dame	Michigan	0-0	Western Michigan
Michigan State	0-0	Montana State	Purdue	0-0	Toledo
Washington	0-0	LSU	USC	0-0	San Jose State
Boston College	0-0	Northeastern	Washington State	0-0	Stanford
Navy	0-0	at Ohio State	Pittsburgh	0-0	Youngstown State
UConn	0-0	at Ohio	Stanford	0-0	Washington State

ONLY THE BIG BOYS

As of Sept. 5, Notre Dame will be one of just four NCAA FBS programs to have not faced a non-FBS opponent since the current setup was established in 1978. The three other remaining schools that have yet to play a non-FBS opponent are USC, UCLA and Washington. The list will shrink from five following Michigan State's contest with Montana State on Sept. 5.

National Rankings			
ASSOCIATED PRESS (preseason)			
Rk	School	Record	Pts
1.	Florida (58)	0-0	1498
2.	Texas (2)	0-0	1424
3.	Oklahoma	0-0	1370
4.	USC	0-0	1313
5.	Alabama	0-0	1156
6.	Ohio State	0-0	1113
7.	Virginia Tech	0-0	1054
8.	Mississippi	0-0	1047
9.	Oklahoma State	0-0	989
	Penn State	0-0	989
11.	LSU	0-0	914
12.	California	0-0	746
13.	Georgia	0-0	714
14.	Boise State	0-0	659
15.	Georgia Tech	0-0	593
16.	Oregon	0-0	587
17.	TCU	0-0	521
18.	Florida State	0-0	307
19.	Utah	0-0	289
20.	Brigham Young	0-0	267
21.	North Carolina	0-0	261
22.	Iowa	0-0	229
23.	NOTRE DAME	0-0	225
24.	Nebraska	0-0	207
25.	Kansas	0-0	134

Others Receiving Votes
 Oregon State 122, Illinois 105, **Pittsburgh 103**, Michigan State 100, Rutgers 83, Texas Tech 76, West Virginia 57, Cincinnati 44, Clemson 42, Miami (FL) 40, East Carolina 30, Tennessee 15, Arizona 13, NC State 10, **Boston College 9**, Central Michigan 7, Auburn 7, UCLA 7, Northwestern 5, USF 3, Southern Miss 3, Vanderbilt 3, Missouri 3, South Carolina 2, **Nevada 1**, Arkansas 1, Houston 1, Troy 1, Tulsa 1.

USA TODAY/COACHES (preseason)			
Rk	School	Record	Pts
1.	Florida (53)	13-1	1,466
2.	Texas (4)	12-1	1,386
3.	Oklahoma (1)	12-2	1,358
4.	USC (1)	12-1	1,321
5.	Alabama	12-2	1,134
6.	Ohio State	10-3	1,126
7.	Virginia Tech	10-4	1,020
8.	Penn State	11-2	988
9.	LSU	8-5	917
10.	Mississippi	9-4	889
11.	Oklahoma State	9-4	861
12.	California	9-4	711
13.	Georgia	10-3	707
14.	Oregon	10-3	694
15.	Georgia Tech	9-4	559
16.	Boise State	12-1	542
17.	TCU	11-2	461
18.	Utah	13-0	404
19.	Florida State	9-4	371
20.	North Carolina	8-5	293
21.	Iowa	9-4	257
22.	Nebraska	9-4	236
23.	NOTRE DAME	7-6	194
24.	Brigham Young	10-3	178
25.	Oregon State	9-4	165

Others Receiving Votes
 Kansas 138, **Michigan State 136**, Texas Tech 114, Cincinnati 90, **Pittsburgh 64**, West Virginia 55, Rutgers 51, Miami (FL) 46, Missouri 44, Illinois 38, Clemson 30, South Carolina 18, UCLA 14, Auburn 12, **Nevada 11**, USF 11, Kentucky 9, NC State 7, Arkansas 6, Wisconsin 6, Northwestern 5, Southern Miss 4, Wake Forest 4, Arizona 3, **Boston College 3**, Central Michigan 3, East Carolina 3, Colorado 2, Maryland 2, **Navy 2**, Tennessee 2, Houston 1, **Michigan 1**, Minnesota 1, Troy 1.

2009 opponents in **bold**

Starter Sheet

Offense	2008	Streak	Career
Young (RT)	13	38	38
Clausen (QB)	13	16	22
Olsen (C)	13	19	19
Wenger (C)	13	15	18
Kamara (WR)	10	-	15
Rudolph (TE)	13	13	13
Duncan (LT)	-	-	12
Allen (HB)	8	2	12
Floyd (WR)	10	1	10
Stewart (LG)	10	2	10
Tate (WR)	8	2	10
West (WR)	-	-	7
Aldridge (FB)	1	-	6
Parris (WR)	-	-	4
Hughes (HB)	3	1	4
Robinson (RG)	3	-	3
Sharpley (QB)	-	-	2

Defense	2008	Streak	Career
Neal (DE)	11	8	16
Ryan (DE)	5	-	15
McNeil (CB)	13	13	14
McCarthy (SS)	13	13	14
Smith, B. (LB)	9	-	12
Williams (NT)	7	3	9
Smith, H. (FS)	9	-	9
Brown, S. (SS)	6	1	6
Smith, T. (LB)	2	2	4
Johnson (DT)	4	1	4
Blanton (CB)	4	4	4
Fleming (LB)	3	1	3
Herring (FS)	-	-	1

Longest Active Streaks

Young (RT)	38
Olsen (C)	19
Clausen (QB)	16
Wenger (C)	15
Rudolph (TE)	13
McNeil (CB)	13
McCarthy (SS)	13

Most Career Starts (Active)

Young (RT)	38
Clausen (QB)	22
Olsen (C)	19
Wenger (C)	18
Neal (DE)	16
Kamara (WR)	15
Ryan (DE)	15
McNeil (CB)	14
McCarthy (SS)	14
Rudolph (TE)	13
Duncan (LT)	12
Smith, B. (LB)	12
Allen (HB)	12
Floyd (WR)	10
Stewart (LG)	10
Tate (WR)	10

NUMBER CHANGE

Junior offensive tackle Matt Romine changed his uniform number from #70 to #77. Mike Turkovich previously wore #77 before graduating after the 2008 season.

HOW DO THEY STACK UP?

Average weight of the offensive and defensive lines:

ND OL 315.0 lbs. vs. Nevada DL 262.5 lbs.
 ND DL 273.8 lbs. vs. Nevada OL 299.0 lbs.

Average height of the receivers and the secondaries:

ND WR/TE 6'2 2/3" vs. Nevada DB 6'1 1/2" ND DB 6'1" vs. Nevada WR/TE 6'2 1/3"

NOTRE DAME IN SEPTEMBER

- ▶ Notre Dame is 123-48-4 (.714) all-time during the month of September.
- ▶ The Irish are 78-18-2 (.806) in September home games.
- ▶ Notre Dame has an all-time mark of 40-28-2 (.586) in road games during September.
- ▶ The Irish went 3-1 in September last season (San Diego State, W, 21-13; Michigan, W, 35-17; at Michigan State, L, 7-23; Purdue, W, 38-21). Notre Dame was 0-5 in the first month of the season in 2007.

LEADERSHIP COMMITTEE '09

Junior QB **Jimmy Clausen**, senior SS **Kyle McCarthy**, senior OC **Eric Olsen** and senior LB **Scott Smith** have been selected captains of the 2009 Notre Dame football team.

Voting was conducted Friday, Aug. 14, with the results announced to the team by head coach Charlie Weis. Clausen and Olsen will captain the offense, McCarthy will serve as the defensive captain and Smith will represent the special teams. The results from the vote also helped form the leadership committee. Joining the four captains on the leadership committee are: senior fullback James Aldridge, senior cornerback Mike Anello, senior safety Sergio Brown, sophomore wide receiver Michael Floyd, junior defensive end Kerry Neal, sophomore tight end Kyle Rudolph, senior defensive end John Ryan, junior linebacker Brian Smith and senior offensive tackle Sam Young.

Player, Pos.	Cl.	Hometown	Player, Pos.	Cl.	Hometown
James Aldridge, FB	Sr.	St. Louis, Mo.	Mike Anello, DB	Sr.	Orland Park, Ill.
Sergio Brown, DB	Sr.	Maywood, Ill.	Jimmy Clausen, QB	Jr.	Westlake Village, Calif.
Michael Floyd, WR	So.	St. Paul, Minn.	Kyle McCarthy, SS	Sr.	Youngstown, Ohio
Kerry Neal, DE	Jr.	Bunn, N.C.	Eric Olsen, OC	Sr.	Staten Island, N.Y.
Kyle Rudolph, TE	So.	Cincinnati, Ohio	John Ryan, DE	Sr.	Westlake, Ohio
Brian Smith, LB	Jr.	Overland Park, Kan.	Scott Smith, LB	Sr.	Highland Park, Ill.
Sam Young, OT	Sr.	Coral Springs, Fla.			

HISTORIC NOTRE DAME STADIUM

The 2009 football season marks the 79th year of Irish football in fabled Notre Dame Stadium. The Irish have played 405 games in the facility to date and own a 302-98-5 (.752) record in the "House that Rockne Built." The most wins in a season by the Irish at home is seven by the 1988 national championship team and the longest home winning streak in Notre Dame football history is 28 games (from 11/21/42 through 9/30/50).

Notre Dame Coaching Staff Locations



Charlie Weis
Sidelines



Frank Verducci
Sidelines



Jon Tenuta
Press Box



Tony Alford
Sidelines



Corwin Brown
Sidelines



Rob Ianello
Press Box



Randy Hart
Sidelines



Bernie Parmalee
Press Box



Brian Polian
Sidelines



Ron Powllus
Sidelines



Brian White
Press Box



Bryant Young
Sidelines

**Notre Dame
Team Notes**

IRISH RETURN 46 MONOGRAM WINNERS

► Notre Dame opened fall practice with 46 returning monogram winners from 2008, including 22 on offense, 21 on defense and three on special teams.

► It is the most returning monogram winners under head coach Charlie Weis.

Number (Breakdown)	Year
46 (22 on offense, 21 on defense, three specialists)	2009
37 (20 on offense, 17 on defense)	2008
37 (15 on offense, 20 on defense, two specialists)	2006
36 (20 on offense, 14 on defense, two specialists)	2005
30 (10 on offense, 18 on defense, two specialists)	2007

18 RETURNING STARTERS HIGHLIGHT 2009 ROSTER

► Eighteen starters return from the 2008 Sheraton Hawai'i Bowl championship squad, including 10 offensive starters, six defensive starters and two specialists.

► The 18 returning starters are the most at Notre Dame since 2001 (also 18 returning starters) and according to Phil Steele, only nine out of the 120 teams in the NCAA Football Bowl Subdivision return more starters.

Teams With 20 Returning Starters: Indiana, Minnesota and Toledo

Teams with 19 Returning Starters: UAB, Arkansas, Baylor, Central Michigan, Florida and ULM

Teams with 18 Returning Starters: East Carolina, Georgia Tech, Iowa State, Middle Tennessee State, North Texas, Notre Dame, Temple, Utah State, Vanderbilt and Wyoming

► It is the most returning starters under head coach Charlie Weis and the most at Notre Dame since the 2001 squad also returned 18 starters.

Number (Breakdown)	Year
18 (10 offensive, six defensive, two specialists)	2009
17 (nine offensive, seven defensive, one specialist)	2008
17 (seven offensive, nine defensive, one specialist)	2006
15 (10 offensive, three defensive, two specialists)	2005
10 (three offensive, five defensive, two specialists)	2007

UNIVERSITY OF NOTRE DAME GRADUATES

The 2009 Notre Dame roster features eight players who have already earned their undergraduate degree from the University. Paul Duncan, Evan Sharpley, Mike Anello, Ray Herring, Kyle McCarthy, Scott Smith, Barry Gallup and Chris Stewart all graduated from Notre Dame in May of 2009. Here is a list of the graduates on the 2009 Notre Dame football team.

- OT Paul Duncan: degree in management-entrepreneurship from the Mendoza College of Business.
- QB Evan Sharpley: degree in history from the College of Arts and Letters.
- CB Mike Anello: degree in finance from the Mendoza College of Business.
- S Ray Herring: degree in sociology from the College of Arts and Letters.
- S Kyle McCarthy: degree in finance from the Mendoza College of Business.
- LB Scott Smith: degrees in management from the Mendoza College of Business and sociology from the College of Arts and Letters.
- WR Barry Gallup: degree in finance from the Mendoza College of Business.
- OG Chris Stewart: degree in history from the College of Arts and Letters.
- Notre Dame's eight graduates is tied with Auburn, Penn State, Texas Tech, UNLV and East Carolina for the fifth-most graduates on a 2009 FBS roster.

Alabama	12	Boston College	10
Virginia Tech	10	Miami, Fla.	9
Notre Dame	8	Auburn	8
East Carolina	8	Penn State	8
Texas Tech	8	UNLV	8
UCF	7	Texas A&M	7

THREE NEW COACHES ADD TO EXPERIENCED STAFF

► Head coach Charlie Weis added three experienced assistant coaches to the Irish coaching staff this offseason giving Notre Dame a coaching staff with 189 years of coaching experience.

► Running backs coach Tony Alford (14 years), defensive line coach Randy Hart (39 years) and offensive line/running game coordinator Frank Verducci (27 years) combined to add 80 years of coaching experience to Notre Dame's coaching roster.

► Head coach Charlie Weis adds the second-most years coaching to the staff (30 years), followed by Jon Tenuta (28 years), Rob Ianello (22 years), Brian Polian (12 years), Corwin Brown (eight years), Bernie Parmalee (seven years) and Ron Powlus (two years).

**Milestone Games
In 2008**

100-Yards Rushing

*Armando Allen 134 (Purdue)

100-Yards Receiving

*Golden Tate 177 (Hawai'i)
Golden Tate 146 (Syracuse)
Golden Tate 127 (Michigan)
Golden Tate 121 (UNC)
*Michael Floyd 115 (Stanford)
Golden Tate 111 (Pittsburgh)
Michael Floyd 107 (Washington)
Michael Floyd 100 (Purdue)
Michael Floyd 100 (Pittsburgh)

400-Yards Passing

*Jimmy Clausen 401 (Hawai'i)

300-Yards Passing

Jimmy Clausen 383 (UNC)
Jimmy Clausen 347 (Stanford)

200-Yards Passing

Jimmy Clausen 291 (Syracuse)
Jimmy Clausen 275 (Purdue)
Jimmy Clausen 271 (Pittsburgh)
Jimmy Clausen 242 (MSU)
Jimmy Clausen 237 (SDSU)
Jimmy Clausen 226 (Boston College)
Jimmy Clausen 201 (Washington)

Multiple Touchdowns

*Jimmy Clausen vs. Hawai'i 5 (passing)
Jimmy Clausen vs. Stanford 3 (passing)
Jimmy Clausen vs. SDSU 3 (passing)
Jimmy Clausen vs. Purdue 3 (passing)
Jimmy Clausen vs. Pittsburgh 3 (passing)
*Golden Tate vs. Hawai'i 3 (receiving)
Golden Tate vs. Syracuse 2 (receiving)
*Michael Floyd vs. Pittsburgh 2 (receiving)
Jimmy Clausen vs. Syracuse 2 (passing)
Jimmy Clausen vs. Michigan 2 (passing)
*James Aldridge vs. Washington 2 (rushing)
*Robert Hughes vs. Michigan 2 (rushing)
*Armando Allen vs. Stanford 2 (rush., rec.)
Jimmy Clausen vs. UNC 2 (passing)

Ten-Tackles (or more)

*15, Kyle McCarthy vs. Pittsburgh
14, Kyle McCarthy vs. SDSU
14, Kyle McCarthy vs. Stanford
*10, Toryan Smith vs. Navy
10, Kyle McCarthy vs. Michigan
*10, Brian Smith at MSU
* - individual career highs (or tying)

**Fighting Irish
In The NFL**

AFC	NFC
Baltimore Ravens SS Tom Zbikowski	Arizona Cardinals DE Bertrand Berry G/T Mike Gandy
Cincinnati Bengals FS Chinedum Ndukwe OC Dan Santucci^	Carolina Panthers LS J. J. Jansen
Cleveland Browns QB Brady Quinn	Dallas Cowboys FB Asaph Schwapp
Denver Broncos FS David Bruton OT Ryan Harris HB Darius Walker	Green Bay Packers RB Ryan Grant
Houston Texans DE Anthony Weaver	Minnesota Vikings OC John Sullivan
Jacksonville Jaguars OL Jordan Black DT Derek Landri	New Orleans Saints John Carney
Kansas City Chiefs LB Corey Mays	New York Giants DE Justin Tuck
Miami Dolphins TE Anthony Fasano	Philadelphia Eagles DE Victor Abiamiri DT Trevor Laws
New England Patriots OL Mark LeVoiir CB Mike Richardson	San Francisco 49ers WR Amaz Battle CB Terrail Lambert CB Allen Rossum
Tennessee Titans LB Rocky Boiman P/K Criag Hentrich	Seattle Seahawks TE John Carlson RB Julius Jones TE John Owens
	Tampa Bay Buccaneers OC Jeff Faine OC Sean Mahan WR Maurice Stovall
	Washington Redskins P Hunter Smith DE Renaldo Wynn

* - practice squad

^ - injured reserve

YOUNG PUPS NOW GROWING UP

- ▶ Of the 24 players that started the Sheraton Hawai'i Bowl (including punter and placekicker), 18 players return in 2009 and 11 of those players have at least two seasons of eligibility remaining.
- ▶ Freshman DB **Robert Blanton** picked up his first career start against Navy in 2008. Blanton was the sixth different Irish rookie to start a game last season. Blanton joined WR **Michael Floyd**, TE **Kyle Rudolph**, OG **Trevor Robinson**, DE **Ethan Johnson** and LB **Darius Fleming**.
- ▶ Notre Dame's duo of WR **Michael Floyd** and TE **Kyle Rudolph** each established school records for receptions and receiving yards by first year players at their respective positions. Floyd's total was also a freshman record for any position.
- ▶ The Irish scored 40 touchdowns in 2008 and 33 came from either freshmen or sophomores, including six of the seven touchdowns against Hawai'i in the Sheraton Hawai'i Bowl. The only touchdowns scored last season by upper classmen were RB **James Aldridge** (3), WR **David Grimes** (3) and LB **Toryan Smith**.
- ▶ The 33 of 40 touchdowns by underclassmen does not include QB **Jimmy Clausen**, who tossed 25 touchdown passes last season.

IRISH DON'T GIVE IT AWAY FOR FREE

- ▶ Since Charlie Weis became head coach at Notre Dame, the top priority of every game has been to win the turnover battle. In games the Irish have won the turnover battle, Notre Dame is 20-8.
- ▶ Last season, the Irish did not commit a turnover in five games. In fact, Notre Dame has not turned the ball over in 15 games since 2005. Here's how that ranks nationally (thanks STATS, LLC):

Most Games with 0 Giveaways in 2008

No.	School
6	Ball State
6	Baylor
6	Florida
6	Oklahoma
5	Notre Dame
5	Four other teams

Most Games with 0 Giveaways since 2005

No.	School
19	West Virginia
17	Ball State
17	Florida
16	Memphis
15	Notre Dame
15	Buffalo
15	LSU

**Notre Dame
Offensive Team Notes**

IRISH OFFENSE RETURNS 10 STARTERS

- ▶ Notre Dame's offense will be one of most experienced units in college football in 2009 as 10 starters are slated to return this fall. The Irish only opened two games in 2008 with a fullback on the field, choosing to open most contests with at least three wide receivers on the field. The only offensive starter replaced in '09 will be left tackle following Mike Turkovich's graduation.
- ▶ The 10 returning starters on offense are the most at Notre Dame since 2005 when the Irish returned 10 starters that year. According to research conducted by Phil Steele, only one school returns more starters on offense than the Irish and just three schools return as many offensive starters as Notre Dame.

Most Returning Offensive Starters in NCAA FBS

No.	School
11	UAB
10	Notre Dame
10	Indiana
10	Middle Tennessee State
10	Minnesota

**Career Starts
By Position**

—OFFENSE—

WR	LT	LG	C	RG	RT	TE	WR	QB	FB	HB
Floyd (10) Tate (10)	Young (10) Duncan (2)	Olsen (13)	Wenger (15)	Stewart (10) Olsen (6) Wenger (3) Robinson (3)	Young (28) Duncan (10)	Rudolph (13)	Kamara (15) West (7) Parris (4)	Clausen (22) Sharpley (2)		Allen (12) Aldridge (6) Hughes (4)

—DEFENSE—

DE	NT/DT	DE	OLB	ILB	ILB	OLB	CB	SS	FS	CB
Neal (2) Fleming (2)	Williams (9)	Ryan (5) Johnson (4)	Neal (14) Ryan (11) Fleming (1)		Smith, B. (5) Smith, T. (4)	Smith, B. (7) Smith, H. (7)	McNeil (14)	McCarthy (13) Smith, H. (2) Herring (1)	Brown, S. (5) McCarthy (1)	Blanton (4)

HIGH RETURNS ROLLING IN FOR IRISH OFFENSE

- ▶ The Irish offense returns an unprecedented high percentage of its 2008 offense. All 3,190 passing yards (including senior **Evan Sharpley's** 18 yards) return this fall as quarterback **Jimmy Clausen** guides the Irish attack again.
- ▶ Almost 99 percent of the rushing yards from 2008 return and over 89 percent of the receiving yards are available this year. In fact, Notre Dame totaled 4,616 total yards of offense in 2008 and only 17 yards of total offense will not suit up for the Irish this fall.
- ▶ The only skill-position players lost from the '08 squad are wide receiver David Grimes and fullback Asaph Schwapp.

Returning Irish Offense in 2009

Category	Returning Yards/Points	Pct.
Rushing	1,409 of 1,426 yards	98.8
Passing	3,190 of 3,190 yards	100.0
Receiving	2,850 of 3,190 yards	89.3
Scoring	303 of 321 points	94.4
Total Offense	4,599 of 4,616 yards	99.6
All-Purpose	5,730 of 6,205 yards	92.3

IRISH OFFENSIVE LINE HITS CENTURY MARK FOR CAREER STARTS

- ▶ First-year offensive line coach Frank Verducci is charged with improving the Irish rushing attack in 2009 and will attempt to do so with one of the most experienced offensive line units in Notre Dame's recent history.
- ▶ Six players having starting experience for the Irish, led by right tackle **Sam Young's** 38 starts, **Eric Olsen** (19 starts), **Dan Wenger** (18 starts), **Paul Duncan** (12 starts), **Chris Stewart** (10 starts) and **Trevor Robinson** (three starts) help bring the Irish total to 100 combined career starts. That total is the second most in the past decade at Notre Dame.

Starts (No. of Players with Starting Experience) Year

102 (Six)	2005
100 (Six)	2009
91 (Four)	2006
79 (Six)	2002
60 (Five)	2008
60 (Six)	2001
49 (Seven)	2000
46 (Two)	2007
46 (Six)	2004
21 (Three)	2003

IRISH 2008 UNDERCLASSMEN AMONG NATION'S ELITE

- ▶ Notre Dame's freshmen and sophomores in 2008 proved to be not just the most productive classes in school history but also one of the best in the country. Led by sophomore **Golden Tate** and freshman **Michael Floyd**, Irish underclassmen (freshmen and sophomores) combined to record 2,793 receiving yards, third most in the nation.

Most Receiving Yards by Underclassmen in 2008 (according to STATS, LLC)

Yards	School
3,582	Texas Tech
3,524	Houston
2,793	Notre Dame
2,244	USC
2,214	Kansas

NOTRE DAME'S OFFENSIVE IMPROVEMENT THE BEST IN THE NATION

- ▶ No offense improved more in 2008 when compared to the production in 2007 as Notre Dame's offensive attack. The Irish 112.83 yards-per-game improvement in 2008 was best in the nation, ahead of a list that included Oklahoma, Georgia and Penn State. Here is a look at last year's top 10 most improved offenses:

Rank	School	2007	2008	Improvement
1.	Notre Dame	242.25	355.08	112.83
2.	Oklahoma	448.42	547.86	99.44
3.	Akron	311.67	369.67	85.00
4.	Eastern Michigan	337.50	417.50	80.00
5.	Rice	404.00	470.92	66.92
6.	Mississippi	345.25	407.62	62.37
7.	Houston	501.92	562.77	60.85
8.	Iowa State	326.92	386.83	59.91
9.	Georgia	375.62	426.00	50.38
10.	Penn State	400.08	448.92	48.84

Eye On Notre Dame Career Records

Pass Attempts

1.	Brady Quinn.....	1602 (2003-06)
2.	Ron Powlus.....	969 (1994-97)
3.	Steve Beuerlein.....	850 (1983-86)
4.	Rick Mirer.....	698 (1989-92)
5.	Jimmy Clausen.....	685 (2007-)
6.	Blair Kiel.....	609 (1980-83)
7.	Terry Hanratty.....	550 (1966-68)
8.	Jarious Jackson.....	536 (1996-99)
9.	Joe Montana.....	515 (1975-78)
10.	Joe Theismann.....	509 (1968-70)

Pass Attempts per Game

1.	Brady Quinn.....	32.7 (1602/49), 2003-06
2.	Jimmy Clausen.....	29.8 (685/23), 2007-
3.	Ron Powlus.....	22.0 (964/44), 1994-97
4.	Terry Hanratty.....	21.2 (550/26), 1966-68

Completions

1.	Brady Quinn.....	929 (2003-06)
2.	Ron Powlus.....	558 (1994-97)
3.	Steve Beuerlein.....	473 (1983-86)
4.	Jimmy Clausen.....	406 (2007-)
5.	Rick Mirer.....	377 (1989-92)
6.	Jarious Jackson.....	306 (1996-99)
7.	Terry Hanratty.....	304 (1966-68)
8.	Blair Kiel.....	297 (1980-83)
9.	Joe Theismann.....	290 (1968-70)
10.	Joe Montana.....	268 (1975-78)

Consecutive Passes Without INT - Multiple Games (Same Season)

1.	Brady Quinn.....	226
	Michigan State 2006 - Army 2006	
2.	Jimmy Clausen.....	132
	Michigan State 2008 - North Carolina 2008	
3.	Brady Quinn.....	130
	USC 2005 - Navy 2005	
4.	Carlyle Holiday.....	126
	Pittsburgh 2002 - Rutgers 2002	

Pass Completions per Game

1.	Brady Quinn.....	19.0 (929/49), 2003-06
2.	Jimmy Clausen.....	17.7 (406/23), 2007-
3.	Ron Powlus.....	12.6 (558/44), 1994-97
4.	Terry Hanratty.....	11.7 (304/26), 1966-68

Completion Percentage (min 150 att.)

1.	Kevin McDougal.....	62.2 (1990-93)
2.	Jimmy Clausen.....	59.3 (2007-)
3.	Brady Quinn.....	58.0 (2003-06)
4.	Ron Powlus.....	57.5 (1994-97)
5.	Jarious Jackson.....	57.1 (1996-99)
6.	Joe Theismann.....	56.9 (1968-70)

Passing Yards

1.	Brady Quinn.....	11762 (2003-06)
2.	Ron Powlus.....	7602 (1994-97)
3.	Steve Beuerlein.....	6527 (1983-86)
4.	Rick Mirer.....	5997 (1989-92)
5.	Jarious Jackson.....	4820 (1996-99)
6.	Jimmy Clausen.....	4426 (2007-)
7.	Joe Theismann.....	4411 (1968-70)
8.	Terry Hanratty.....	4152 (1966-68)
9.	Joe Montana.....	4121 (1975-78)
10.	Blair Kiel.....	3650 (1980-83)

**Eye On Notre Dame
Career Records**

Passing Yards per Game

1. Brady Quinn.....	240.0 (2003-06)
2. Jimmy Clausen.....	192.4 (2007-)
3. Ron Powlus.....	172.7 (1994-97)
4. Terry Hanratty.....	159.7 (1966-68)
5. Steve Beuerlein.....	155.4 (1983-86)
6. Joe Montana.....	152.6 (1975-78)

Passing Touchdowns

1. Brady Quinn.....	95 (2003-06)
2. Ron Powlus.....	52 (1994-97)
3. Rick Mirer.....	41 (1989-92)
4. Jarious Jackson.....	34 (1996-99)
5. Jimmy Clausen.....	32 (2007-)
6. Joe Theismann.....	31 (1968-70)
7. Angelo Bertelli.....	28 (1941-43)
8. Terry Hanratty.....	27 (1966-68)
Steve Beuerlein.....	27 (1983-86)
10. Bob Williams.....	26 (1948-50)

Lowest INT Percentage

1. Brady Quinn.....	2.43 (39 of 1602), 2003-06
2. Ron Powlus.....	2.78 (27 of 969), 1994-97
3. Carlyle Holiday.....	2.99 (12 of 401), 2001-04
4. Rick Mirer.....	3.29 (23 of 698), 1989-92
5. Kevin McDougal.....	3.33 (6 of 180), 1990-93
6. Jimmy Clausen.....	3.36 (23 of 685), 2007-
7. Jarious Jackson.....	3.91 (21 of 536), 1996-99

Receptions (Running Back)

1. Darius Walker.....	109 (2004-06)
2. Armando Allen.....	74 (2007-)
3. Allen Pinkett.....	73 (1982-85)
4. Bob Gladieux.....	72 (1966-68)
5. Joseph Heap.....	71 (1951-54)
6. Mark Green.....	61 (1985-88)
7. Autry Denson.....	53 (1995-98)
8. Jim Morse.....	52 (1954-56)
9. Marc Edwards.....	46 (1993-96)
10. Nick Eddy.....	44 (1964-66)

Games with 100 Yards Receiving

1. Tom Gatewood.....	13 (1969-71)
2. Derrick Mayes.....	9 (1992-95)
Jeff Samardzija.....	9 (2003-06)
4. Maurice Stovall.....	7 (2002-05)
5. Golden Tate.....	6 (2007-)
Jim Seymour.....	6 (1966-68)
Tim Brown.....	6 (1984-87)
8. Rhema McKnight.....	5 (2002-06)
9. Michael Floyd.....	4 (2008-)
Jack Snow.....	4 (1962-64)
Tony Smith.....	4 (1989-91)
Malcolm Johnson.....	4 (1995-98)

Touchdown Receptions

1. Jeff Samardzija.....	27 (2003-06)
2. Derrick Mayes.....	22 (1992-95)
Rhema McKnight.....	22 (2002-06)
4. Tom Gatewood.....	19 (1969-71)
5. Maurice Stovall.....	18 (2002-05)
6. Jim Seymour.....	16 (1966-68)
7. Ken MacAfee.....	15 (1974-77)
8. Tim Brown.....	12 (1984-87)
Bobby Brown.....	12 (1996-99)
10. Golden Tate.....	10 (2007-)

**Notre Dame
Defensive Team Notes**

NOTRE DAME'S DEFENSIVE IMPROVEMENT ALSO ONE OF BEST IN THE NATION

► The vast improvements were not exclusive to the offensive side of the ball. The Notre Dame defense also made major leaps from a season ago. Here is a look at last year's top 25 most improved scoring defenses:

Rank	School	2007	2008	Improvement
1.	Navy	36.4	22.0	14.4
2.	Northern Illinois	30.8	18.0	12.8
3.	Florida	25.5	12.9	12.6
4.	Minnesota	36.7	24.8	11.9
5.	Northwestern	31.0	20.2	10.8
6.	Florida International	39.1	28.3	10.8
7.	Tennessee	27.3	16.8	10.5
8.	Duke	33.2	23.4	9.8
9.	Rice	42.9	33.3	9.6
10.	Mississippi	28.5	19.0	9.5
11.	Nebraska	37.9	28.5	9.4
12.	Boise State	21.6	12.6	9.0
13.	Bowling Green	32.1	23.2	8.9
14.	Kentucky	29.6	21.5	8.1
15.	Ball State	28.3	20.5	7.8
16.	Alabama	22.0	14.3	7.7
17.	Baylor	37.0	29.3	7.7
18.	San Jose State	29.3	21.6	7.7
19.	TCU	18.7	11.3	7.4
20.	USC	16.0	9.0	7.0
21.	California	26.8	19.9	6.9
22.	Central Michigan	36.9	30.2	6.7
23. Notre Dame	28.8	22.2	6.6	
24.	Marshall	34.3	27.7	6.6
25.	Army	30.3	23.7	6.6

► Notre Dame was one of two schools (Mississippi the other) that ranked in the top 10 in most improved offense and top 25 in most improved scoring defense.

IRISH DEFENSE STINGY OUT OF THE GATE IN 2008

► USC's first quarter touchdown on Nov. 29 was the first allowed by the Notre Dame defense in the opening quarter since Sept. 27 against Purdue -- a span of eight games.

► In fact, Notre Dame allowed just 16 points in the first quarter over its last eight games.

► Hawaii's second quarter touchdown was the sixth offensive score allowed by the Notre Dame defense in the opening half over its final nine contests. The Irish defense surrendered just 61 total first half points over the last seven games.

**Notre Dame
Special Teams Notes**

KICKOFF RETURN DEFENSE UNIT SHOWED MAJOR IMPROVEMENT IN '08

► Notre Dame led the NCAA FBS in kickoff return defense last season allowing only 16.5 yards per return and became the first Irish special teams unit to lead the nation in this category. It was also the first time Notre Dame led the NCAA in a statistical category since 1988. What made the feat even more impressive was the fact that the Irish registered just one touchback during the season. The 16.5 yards allowed on kickoffs was the best by a Notre Dame squad since 1975 when that team permitted only 14.9 yards per kick return.

	2007	2008	Improvement
Kickoff Return Defense	22.75 (89th)	16.38 (1st)	6.37 yards (28.5%)

IRISH SPECIAL TEAMS HAVE SHINED OVER PAST FOUR SEASONS

► Notre Dame's special teams have been solid over the past four seasons and have made critical plays to help turn games several times since 2005.

► Irish special teams have scored seven touchdowns, forced seven turnovers and deflected or blocked 22 kicks in the past four years.

► Notre Dame has scored three TDs on punt returns, one on a kickoff return, one on a blocked punt return, one on a blocked field goal return and one on a fake field goal.

► The Irish have tallied 10 blocked punts, nine blocked field goals and three blocked PATs since 2005.

► Over the past four years, Notre Dame has averaged 10.0 yards per punt return, allowed 7.6 yards on punt returns and permitted 19.9 yards on kickoff returns.

**Notre Dame
Miscellaneous Team Notes**

BOBBY BURGER, ERIC MAUST AWARDED FOOTBALL SCHOLARSHIPS

Notre Dame tight end Bobby Burger and punter Eric Maust were awarded scholarships for the 2009-10 school year, head coach Charlie Weis announced Monday.

Maust filled in at punter during the 2007 season and averaged a team-high 42.1 yards on 21 punts, landing nine inside the 20 with only one touchback. He took over as the Irish full-time punter in 2008. Maust appeared in all 13 games and booted the ball 54 times for 2,218 yards (41.1 avg.). He also dropped 16 balls inside the 20-yard line. He boomed eight punts over 50 yards and only allowed four balls to result in touchbacks. Maust is also one of the top pitchers for Notre Dame's baseball team and recorded a 6-3 record this past spring. He is enrolled in the Mendoza College of Business, majoring in finance.

Burger, who sat out last fall after transferring from Dayton, joined the Irish as a walk-on prior to the start of the 2008 season. After redshirting the 2006 season at Dayton, Burger earned a letter by playing in all 12 of the Flyers' games in 2007 as a defensive end. He registered 22 tackles, a team-high eight sacks and 11 tackles for loss. In 2006, he was named Dayton's scout team defensive player of the year. With the Irish, Burger is listed third on the depth chart at tight end. He is majoring in economics and is set to graduate in December 2010. Burger's father, Bob Burger, was on the 1977 national championship team at Notre Dame and played offensive guard for the Irish from 1978-80.

NOTRE DAME TO FACE SYRACUSE AT NEW MEADOWLANDS STADIUM IN 2014, 2016

Syracuse University Director of Athletics Dr. Daryl Gross and CEO of New Meadowlands Stadium Company Mark Lamping announced that the New Meadowlands Stadium will host Syracuse University and Notre Dame in 2014 and 2016.

The Orange will face the Irish twice, including September 27, 2014 and September 3, 2016. The Orange will be the home team in each contest at the new stadium.

The Orange has a four-game series against Notre Dame. Syracuse will travel to South Bend for games on November 21, 2015 and October 7, 2017.

Upon completion in 2010, New Meadowlands Stadium will seat 82,500 fans, including 9,500 club seats and 222 luxury suites. It will be the third-largest stadium in the National Football League.

"The scheduling of these highly anticipated Syracuse games versus USC and Notre Dame means the best of college football will be in the best venue for football and stadium events," said Woody Johnson, Chairman and CEO of the New York Jets. "Local fans and alumni, as well as our premium suite and club seat holders, will have many more opportunities like this to experience in the New Meadowlands Stadium."

"The history of college football at Meadowlands runs deep, dating back to the Garden State Bowl in the 1970s and Kickoff Classics in the 1980s," said John Mara, co-owner of the New York Giants. "I am thrilled to continue this long-standing tradition, and to watch it grow at our new home."

BIG EAST CONFERENCE REACHES AGREEMENT WITH CHAMPS SPORTS BOWL

The BIG EAST Conference has reached a four-year agreement with Florida Citrus Sports and the Champs Sports Bowl to send a team to the Orlando, Fla., game beginning in the 2010 season.

The Champs Sports Bowl will have the first selection from the BIG EAST after the league's BCS representative has been determined. The BIG EAST's opponent for the game for 2010-13 is to be determined. The payout to the BIG EAST could reach \$2.4 million.

"We are thrilled to be a partner with the Champs Sports Bowl, said BIG EAST Commissioner John Marinatto. "I know our schools are very excited about the agreement. Orlando is an outstanding destination for our teams and fans. It's going to be a great experience for everyone. The Champs Sports Bowl is an outstanding addition to the BIG EAST bowl lineup."

"We are very excited about gaining another top pick through the BIG EAST and Notre Dame," said Steve Hogan, CEO of Florida Citrus Sports. "If we are successful in signing our other planned selections, it will be tough to argue that Orlando doesn't deliver the best week of the college football postseason."

The Champs Sports Bowl will have the opportunity to select Notre Dame once during the four-year agreement.

The dates for the Champs Sports Bowl will remain Dec. 27, 28 or 29. The game will have an exclusive window on ESPN.

BIG EAST teams compiled a 4-2 bowl record in 2008 and a 12-4 mark over the last three years. The league has proved to be extremely balanced in recent years. Four teams have won or shared the conference crown over the last three seasons. Cincinnati won the title outright in 2008. West Virginia and Connecticut shared the crown in 2007. Louisville won in 2006. Rutgers and USF have appeared in bowl games in each of the past four years. This season, the BIG EAST media poll tabbed Pittsburgh to finish first.

Since 1994, the BIG EAST has had a relationship with the Gator Bowl that has included the conference's top selection after the BCS representative has been determined. "We have been fortunate to have had a long and fruitful partnership with the Gator Bowl for 16 years," said Marinatto. "We enjoyed the relationship, but our athletic directors and head football coaches were unanimous in the decision to forge a deal with the Champs Sports Bowl."

EVAN SHARPLEY TEARS UP ARIZONA ROOKIE LEAGUE

University of Notre Dame senior quarterback **Evan Sharpley** returns to campus for his fifth year of eligibility following an outstanding summer with the Seattle Mariners' Arizona League rookie ball club.

Sharpley led the team in games played (37), runs scored (31), hits (44), doubles (12), home runs (seven), RBI (29), total bases (81), walks (21), slugging percentage (.614) and batting average (.333). He also ranked among the top 10 in the entire league in games played (t-1st), home runs (t-3rd), total bases (t-3rd), hits (4th), walks (t-3rd), slugging percentage (4th), OPS (4th), doubles (t-4th), on-base percentage (t-4th), runs (6th), RBI (7th) and batting (10th).

Sharpley was selected in the 50th round of the 2009 MLB First-Year Player draft by the Mariners.

**Eye On Notre Dame
Career Records**

Total Plays

1. Brady Quinn.....	1856 (2003-06)
2. Ron Powlus.....	1201 (1994-97)
3. Steve Beuerlein.....	1027 (1983-86)
4. Rick Mirer.....	951 (1989-92)
5. Allen Pinkett.....	892 (1982-85)
6. Joe Theismann.....	807 (1968-70)
7. Jimmy Clausen.....	801 (2007-)
8. Jarious Jackson.....	787 (1996-99)
9. Blair Kiel.....	774 (1980-83)
10. Tom Clements.....	760 (1972-74)

Total Offense Yards per Game

1. Brady Quinn.....	243.8 (2003-06)
2. Joe Theismann.....	187.3 (1968-70)
3. Terry Hanratty.....	182.2 (1966-68)
4. Jimmy Clausen.....	181.1 (2007-)
5. Rick Mirer.....	159.3 (1989-92)
6. Steve Beuerlein.....	153.8 (1983-86)

Extra Points Percentage (min. 50 made)

1. Nicholas Setta, 2000-03.....	104-105 (99.0)
2. Brandon Walker, 2007-.....	61-62 (98.4)
3. Craig Hentrich, 1989-92.....	177-180 (98.3)
4. Mike Johnston, 1980-83.....	53-54 (98.1)
5. Bob Thomas, 1971-73.....	98-101 (97.0)
6. D.J. Fitzpatrick, 2002-05.....	103-107 (96.3)

Kickoff Returns

1. Julius Jones.....	72-1678 (1999-2001, '03)
2. Tim Brown.....	69-1613 (1984-87)
3. Armando Allen.....	54-1247 (2007-)
4. Jim Stone.....	49-1079 (1977-80)
5. Vontez Duff.....	47-1230 (2000-03)
Tony Driver.....	47-1083 (1997-2000)
7. Raghil Ismail.....	46-1271 (1988-90)
8. Golden Tate.....	41-847 (2007-)
9. Terry Eurick.....	32-739 (1974-77)

Kickoff Return Yards

1. Julius Jones.....	72-1678 (1999-2001, '03)
2. Tim Brown.....	69-1613 (1984-87)
3. Raghil Ismail.....	46-1271 (1988-90)
4. Armando Allen.....	54-1247 (2007-)
5. Vontez Duff.....	47-1230 (2000-03)
6. Tony Driver.....	47-1083 (1997-2000)
7. Jim Stone.....	49-1079 (1977-80)
8. Allen Rossum.....	29-891 (1994-97)
9. Golden Tate.....	41-847 (2007-)
10. Emmett Mosley.....	30-778 (1993-96)
Clint Johnson.....	27-778 (1990-93)

Total Kick/Punt Return Yards

1. Julius Jones.....	2104 (1678, 426); 1999-03
2. Tim Brown.....	2089 (1613, 476); 1984-87
3. Vontez Duff.....	1955 (1230, 725); 2000-03
4. Raghil Ismail.....	1607 (1271, 336); 1988-90
5. Allen Rossum.....	1318 (891, 427); 1994-97
6. Armando Allen.....	1313 (1247, 66); 2007-
7. Tony Driver.....	1083 (1083, 0); 1997-00
8. Jim Stone.....	1079 (1079, 0); 1977-80
-- Golden Tate.....	963 (847, 116); 2007-

Notre Dame Football By The Numbers

.736 - Notre Dame's winning percentage, the second-highest in college football history.

1 - Notre Dame is the only team, college or professional, to have all of its games broadcast nationally on the radio and is the only team to have all of its home games televised nationally (NBC).

6 - College Football Hall of Fame Coaches - Jesse Harper, Lou Holtz, Knute Rockne, Frank Leahy, Ara Parseghian and Dan Devine.

7 - Heisman Trophy Winners: Angelo Bertelli (1943), Johnny Lujack (1947), Leon Hart (1949), John Lattner (1953), Paul Hornung (1956), John Huarte (1964) and Tim Brown (1987).

10 - Alumni in the Pro Football Hall of Fame.

11 - National Championships - since the AP poll began in 1936 (1943-46-47-49-66-73-77-88), the most AP titles of any other school. The Irish also earned consensus national titles in 1924, 1929 and 1930 prior to the AP rankings.

12 - Unbeaten and untied seasons.

21 - Seasons in which the team has been voted the national champion by at least one selector.

29 - Bowl games in which the Irish have taken part.

31 - Unanimous first-team All-Americans -- more than any other school.

43 - College Football Hall of Fame Players.

79 - Different consensus All-Americans -- more than any other school.

99 - Percent graduation rate among football players who enter on scholarship and remain at least four years.

102 - Out of 120 years in which Notre Dame has finished with a winning record.

121 - Years of college football (including '09).

198 - Consecutive games streak televised nationally or regionally.

181 - Selections on All-America first teams.

205 - Consecutive sellouts at Notre Dame Stadium.

316 - Appearances by the Irish on network television -- more than any other school and more than the next two combined.

931 - All-time victories, third all-time in college football.

NOTRE DAME-ARMY RIVALRY RENEWS IN 2010 AT YANKEE STADIUM

Notre Dame and Army - two staples of the national sports scene when they met 21 times between 1925 and 1946 at the original Yankee Stadium, the home of the New York Yankees - will renew that historic collegiate rivalry for the 50th time on Nov. 20, 2010, when the Fighting Irish and Cadets meet in the first football game to be played at Yankee Stadium in the Bronx, N.Y.

The game will be the second of a series of "off-site" home football games for Notre Dame in which the Irish are taking games that could be played at Notre Dame Stadium and moving them to venues around the country. The first of those will take place Oct. 31, 2009, when Notre Dame and Washington State meet at the Alamodome in San Antonio, Texas. Notre Dame and Arizona State are slated to meet in 2013 at the Dallas Cowboys' new stadium in Arlington, Texas.

NBC Sports is expected to televise the Notre Dame-Army game on a national basis in prime time.

"Any student of Notre Dame football history knows the meaning of the Notre Dame-Army rivalry and, in particular, the history of that rivalry at Yankee Stadium," said Notre Dame athletics director Jack Swarbrick.

"It's fitting that a Notre Dame-Army game will be the first football event in this fabulous facility - and it's also fitting that the 50th meeting in this great rivalry will take place in a venue with such great tradition for both programs."

"As a longtime Yankee fan, I'm thrilled to have the opportunity for Notre Dame to be a part of this event. I think this will be the kind of game that our players will remember long after it's over," said Notre Dame football coach Charlie Weis.

"We are very excited about the prospect of airing the 50th all-time game of one of the great rivalries in college football history," NBC Sports president Ken Schanzer said. "The fact that next year's game will be played in one of the greatest venues only adds to what should be an unforgettable evening."

Notre Dame expects to make tickets available to its contributing alumni and fans through its alumni lottery as it does with all other football games. Army will receive an allotment of tickets as the visiting team. Approximately 47,000 seats are expected to be available for football at Yankee Stadium.

While Notre Dame and Army have met on 49 previous occasions, the heyday of the rivalry came in the mid-1940s. Over four straight seasons from 1943 through 1946, both Notre Dame and Army came into their Yankee Stadium matchup ranked fifth or higher in that week's Associated Press poll. The Irish came into the '43 game ranked number one, then Army brought the top ranking into the contest in '44, '45 and '46. Top-ranked Notre Dame defeated #3 Army 26-0 in '43. Top-rated Army vanquished #5 Notre Dame 59-0 in '44 and #2 Notre Dame 48-0 in '45. Then, in '46, came the famous 0-0 tie between #1 Army and #2 Notre Dame - made legendary by John Lujack's well-chronicled saving tackle of Cadet star running back Doc Blanchard late in the game.

In the 1940s alone, Notre Dame claimed consensus national titles in '43, '46, '47 and '49 - while Army won national titles in '44 and '45. In that same decade of the '40s, Notre Dame produced three Heisman Trophy winners in Angelo Bertelli ('43), Lujack ('47) and Leon Hart ('49), while Army produced two in Blanchard ('45) and Glenn Davis ('46). The Notre Dame-Army matchups at New York's Yankee Stadium had much to do with creating the term "subway alumni" for Notre Dame alumni and fans that utilized that mode of transportation to attend the games.

Notre Dame leads the all-time series with Army 37-8-4 - including a 14-5-3 record at the original Yankee Stadium. Previous Yankee Stadium games between the Irish and Cadets came in 1925-29, 1931-46, and 1969 (the 100th anniversary of college football). The teams first met in a historic 35-13 Irish victory in 1913 at West Point. Notre Dame holds an 8-1 edge in meetings at Notre Dame Stadium, the most recent in 2006. The rivalry also has featured one game each at Ebbetts Field in Brooklyn (1923), the Polo Grounds (a 13-7 Irish victory in '24 at which Grantland Rice coined the Four Horsemen nickname), Soldier Field in Chicago ('30), in Philadelphia ('57), Shea Stadium in New York ('65) -- and three at Giants Stadium in the New Jersey Meadowlands ('77, '83 and '95).

Notre Dame also played at the original Yankee Stadium in 1949 against North Carolina (a 42-6 Irish victory) and in 1963 versus Syracuse (a 14-7 Orange win). Those contests, combined with the matchups against Army, give the Irish an overall 15-6-3 mark in previous Yankee Stadium games.

Other New York-area Notre Dame football appearances came at the Polo Grounds in 1921 (versus Rutgers) -- and at Giants Stadium in 1980, '82, '84, '90, '92 and 2004 (all against Navy), in '89 against Virginia and in 2002 against Maryland (both in the Kickoff Classic). The Irish also played at Rutgers in 2000.

AFCA/NCAA RESPECT WEEKEND

The opening weekend of the college football season has been designated jointly by the American Football Coaches Association (AFCA) and the NCAA as "AFCA/NCAA RESPECT Weekend." The AFCA and the NCAA have partnered together to emphasize respect. During the opening weekend, schools across the nation are holding events to raise awareness to the ideals of respect and sportsmanship in college football. As a symbolic gesture, head coaches, administrators and teams will shake hands at midfield to illustrate respect for the opponent.

STANLEY CUP CHAMPION MARK EATON TO BE HONORED

Former University of Notre Dame hockey standout Mark Eaton, who helped the NHL Pittsburgh Penguins win the 2009 Stanley Cup, will return to campus this weekend to be honored at halftime of the Sept. 5 Notre Dame-Nevada football game.

Eaton played for the Irish as a freshman in 1997-98, accounted for 29 points that year (12 goals, 17 assists) - and was named the Central Collegiate Hockey Association rookie of the year in voting by league coaches. He also made the CCHA All-Rookie team and was a special mention pick on the all-CCHA squad.

A 6-2, 212-pound defenseman, Eaton scored four goals in the 2009 Stanley Cup playoffs. He ranked third in scoring in the playoffs this year among Pittsburgh defensemen (4g, 3a) and his four goals tied for the team lead among Penguin defenders.

In 452 career NHL games, Eaton has accounted for 20 goals and 42 assists.

Born in Pittsburgh, Pa., Eaton grew up in Wilmington, Del. (born May 6, 1977). He and his wife Dorrie and daughters Kylie and Adriana now live in Greenville, R.I.

NOTRE DAME INTRODUCES IMPROVEMENTS TO FOOTBALL WEEKEND EXPERIENCE

A variety of improvements to the University of Notre Dame football game-day experience have been instituted for the 2009 season in the areas of hospitality, communication, and safety and security.

The new game-day initiatives are born out of an ad hoc committee's study during the last academic year, and its subsequent report in the spring to Notre Dame's president, Rev. John I. Jenkins, C.S.C.

Assistant vice president for University events and protocol Mike Seamon, who in April was named director of football game-day operations, is leading the effort to implement improvements to Irish football weekends.

Hospitality improvements for 2009 home football weekends include:

- ▶ "Rally on the Green," a hospitality village located on Irish Green (adjacent to the south side of the DeBartolo Performing Arts Center), will be in operation from 3 to 6:30 p.m. Friday and 10 a.m. to one-half hour before kickoff for each home game. Access to the area will be free of charge and open to the public. It will feature entertainment on a main stage (including bands and speakers), plus roaming "kid-friendly" entertainment throughout the grounds. Food and beverages (including alcohol) will be available for purchase, and Follett's and other vendors will be on site.
- ▶ The hospitality village will close in time for the pep rallies, which are scheduled to begin at 6:30 p.m. on Friday evenings. Due to the renovation of the Joyce Center, pep rallies will be held in several locations, as follows:
 - ▶ Sept. 4 (Friday), Nevada - on South Quad as part of the annual Dillon Hall rally
 - ▶ Sept. 10 (Thursday), Michigan - an on-campus event at the Stepan Center for the Sept. 12 road game at Ann Arbor
 - ▶ Sept. 18 (Friday), Michigan State - on Irish Green
 - ▶ Oct. 2 (Friday), Washington - on Irish Green
 - ▶ Oct. 16 (Friday), USC - tentatively Notre Dame Stadium
 - ▶ Oct. 23 (Friday), Boston College - on Irish Green
 - ▶ Nov. 6 (Friday), Navy - on Irish Green
 - ▶ Nov. 20 (Friday), Connecticut - in Purcell Pavilion at the Joyce Center
- ▶ On home football Fridays, fans will be able to enter the north end of Notre Dame Stadium between 10 a.m. to 5 p.m. and walk down the tunnel to the field for photo opportunities. The only time the tunnel would be unavailable would be when any visiting teams conduct Friday practices or walk-throughs.
- ▶ A corps of Notre Dame guest service representatives, identifiable by green blazers, will be stationed around the campus beginning at 9 a.m. on game days to answer questions, offer maps and lists of activities and otherwise be of assistance to fans.
- ▶ The University has created a sportsmanship document that outlines ND Game-Day Courtesy Guidelines, including the rights and responsibilities of all fans. Additional signage will be available in parking lots and at Notre Dame Stadium gates to encourage positive fan behavior.
- ▶ Ticket scanners will be utilized at Notre Dame Stadium for the first time to ease entrance into the facility for fans attending games.
- ▶ A public parking option for up to 2,000 vehicles on the nine-hole Notre Dame Golf Course was previously announced. Located on the southwest corner of the campus, the course (once known as the Burke Memorial Golf Course) will offer two parking entrances - one on Angela Boulevard and another on Dorr Road. The parking will be of the drive-up variety, with no parking passes sold in advance for this area. The price will be \$40. Football game tickets must be shown for entrance to the parking areas on the course. The parking area, as with all other Notre Dame football parking areas, will open at 8 a.m. Eastern time on game days. Tailgating will be permitted. If inclement weather makes the course unavailable, there will be signs to that effect at Exit 77 of the Indiana Toll Road and at entrances to the course. Only passenger vehicles will be permitted to park in this new area; no recreational vehicles, limousines, large trucks, buses or motorcycles will be admitted. All vehicles must exit the course by three hours after each game, so the course can be prepared for play on Sundays. Any vehicles remaining three hours after the conclusion of a game will be towed.

From a safety and security perspective, new initiatives include:

- ▶ In an effort to encourage appropriate behavior, fans will be able to utilize a new text messaging system to report any instances of unruly or disruptive behavior in conjunction with home games, including inside Notre Dame Stadium. The system will be in place beginning at 8 a.m. on Saturdays. Fans can simply text 41513 and type into the message the word "Irish" followed by a space, followed by a brief description of the issue and its location. Ushers, public safety personnel and/or University officials will respond as needed.
- ▶ The University's no trespass order has been reviewed and a new policy will go into effect beginning in the 2009 season. People who are disruptive on game days risk being issued a one-day Game Day Ban and will be prohibited from remaining on campus for the duration of the day. This does not change the University's policy with respect to those who commit criminal or seriously offensive acts on campus, who are subject to being issued a full no trespass notice.
- ▶ The University will continue to work with its community partners to provide the safest and most welcoming and enjoyable environment possible on game days - including a newly designed integrated command center in Notre Dame Stadium to respond to any issues.

Communications initiatives include:

- ▶ A new, enhanced football game-day Web site titled "Game Day: A Legendary Experience" will be available at gameday.nd.edu. A one-stop resource, the site will include information on pep rallies, special speakers on campus, parking, the Friday luncheon, the band and everything else that occurs on a home football weekend.
- ▶ Fans will be provided a variety of ways to provide feedback on their game-day experiences - including via the game day Web site and a toll-free phone number, 877-ND1-FANS.

2009 Irish Honors/Awards

James Aldridge

- ▶ Irish Leadership Committee
- ▶ Phil Steele's #54 RB

Armando Allen

- ▶ Doak Walker Award Candidate
- ▶ Phil Steele's #17 KR
- ▶ Phil Steele's #47 RB

Mike Anello

- ▶ Irish Leadership Committee
- ▶ Lott Award Watch List

Sergio Brown

- ▶ Irish Leadership Committee

Jimmy Clausen

- ▶ Irish Offensive Co-Captain
- ▶ Maxwell Award Watch List
- ▶ Davey O'Brien Award Watch List
- ▶ Manning Award Watch List
- ▶ Allstate / AFCA Good Works Team® Candidate
- ▶ Phil Steele's #10 QB
- ▶ Lindy's #23 QB

Michael Floyd

- ▶ Irish Leadership Committee
- ▶ Lindy's #20 WR

Gary Gray

- ▶ Phil Steele's #59 CB

Duval Kamara

- ▶ Phil Steele's #22 WR

Eric Maust

- ▶ Phil Steele's #17 P

Kyle McCarthy

- ▶ Irish Defensive Captain
- ▶ Phil Steele's #21 SS

Raeshon McNeil

- ▶ Phil Steele's #47 CB

Kerry Neal

- ▶ Irish Leadership Committee

Eric Olsen

- ▶ Irish Offensive Co-Captain
- ▶ *Sporting News* Preseason Third Team All-American
- ▶ Lombardi Award Watch List
- ▶ Phil Steele's #25 OG

Mike Ragone

- ▶ Phil Steele's #19 TE

Kyle Rudolph

- ▶ Irish Leadership Committee
- ▶ Mackey Award Watch List

John Ryan

- ▶ Irish Leadership Committee

Brian Smith

- ▶ Irish Leadership Committee
- ▶ Lombardi Award Watch List
- ▶ Phil Steele's #14 ILB

Harrison Smith

- ▶ Phil Steele's #15 FS
- ▶ Lindy's #37 FS

Scott Smith

- ▶ Irish Special Teams Captain

Toryan Smith

- ▶ Phil Steele's #53 ILB

Chris Stewart

- ▶ Phil Steele's #13 OG

Golden Tate

- ▶ Phil Steele Preseason First Team All-American
- ▶ *Sporting News* Preseason Third Team All-American
- ▶ Maxwell Award Watch List
- ▶ Biletnikoff Award Watch List
- ▶ Phil Steele's #6 WR
- ▶ Lindy's #15 WR
- ▶ Phil Steele's #19 PR

Brandon Walker

- ▶ Lou Groza Watch List

Darrin Walls

- ▶ Phil Steele's #15 CB

Dan Wenger

- ▶ Rimington Trophy Watch List
- ▶ Phil Steele's #11 OC

Ian Williams

- ▶ Phil Steele's #20 DT

Sam Young

- ▶ Irish Leadership Committee
- ▶ Phil Steele Preseason Second Team All-American
- ▶ Outland Trophy Watch List
- ▶ Lombardi Award Watch List
- ▶ Phil Steele's #4 OT
- ▶ Lindy's #7 OT

PRESEASON UNIT RANKINGS

- ▶ Phil Steele's #1 WR/TE
- ▶ Athlon's #2 WR/TE
- ▶ Lindy's #4 WR
- ▶ Phil Steele's #5 OL
- ▶ Phil Steele's #7 DB
- ▶ Phil Steele's #12 QB
- ▶ Phil Steele's #14 LB
- ▶ Phil Steele's #17 RB
- ▶ Phil Steele's #19 ST

PRESEASON TEAM RANKINGS

- ▶ Phil Steele #7
- ▶ *Sporting News* #18
- ▶ Athlon #24

Notre Dame Football Replay Affiliates

001 NY/NJ/PA/Conn	YES Network
003 Ill/IN/IA/WIS	Comcast SportsNet Chicago
003 Chicago LP	W24AW TV 24
003 Chicago LP	W18AT TV 18
003 Chicago LP	W54BK TV 54
008 Atlanta (GA/FLA)	Comcast Sports Southeast
NC/PA/DC/MD/DEL/VA/WVA	Mid-Atlantic Sports Network
017 Cleveland and Ohio	SportsTime Ohio
017 Cleveland LP	WIVM TV & CABLE 52
030 Nashville Dropin	WKAG TV 43
032 Columbus, OH LP	WIVN TV 29 & CABLE 99
048 Louisville	WYCS TV & CABLE 24
051 Providence (RI&Conn)	Cox Sports
053 N.Orleans-ARK/FL/LA	Cox Sports Television
067 Wichita-Hutchinson	KGPT-TV 49
068 Roanoke	WDRL TV 24
068 Roanoke LP	WYAT TV & CABLE 40
078 Rochester, NY	WRWB TV 16/TW SpNet
084 Huntsville LP	WYAM TV 56 & CABLE 21
088 South Bend	CW25
101 Evansville-Jasper	WJTS TV 27
103 Youngstown Cable	TJC Cable 99
152 Bangor (ME) LP	WBGR TV 33 & Cable 9
157 Binghamton LP	WBPN TV 8
168 Clarksburg LP	WTKM TV & Cable 44
Direct TV-WHT National	DIRECT TV 321
Sky Angel IPTV-National	

Inside Notre Dame Football Replay Affiliates

New York (NY/NJ/CN/PA)SNY Sports Net New York	Yes Network
Chicago LP	W54BK TV 54
Chicago LP	W18AT TV 18
Chicago LP	W24AW TV 24
Chicago (IL/IN/IA/WI)	Comcast SportsNet Chicago
FLORIDA	Sun Sports Network
DC/DEL/MD/NC/PA/VA/WVA (MASN)	Mid Atlantic Sports Network
IL/IN/MO/NE/KA/IA	Fox Sports Midwest
New England	New England Sports Network (NESN)
Cleveland & all Ohio	SportsTime Ohio (Indians)
Cleveland LP	WIVM TV & CABLE 52
Pittsburgh	Fox Sports Pitt (PA,WV,NY,MD,OH)
Columbus, OH LP	WIVN TV 29 & Cable 99
Louisville	WYCS TV & CABLE 24
Providence (RI&Conn)	Cox Cable Sports
New Orleans	WLAE-TV
Fresno	KNXT-TV
Wichita	KGPT TV49
Roanoke	WDRL TV 24
Roanoke LP	WYAT TV 40 & Cable 99
Toledo	WMNT-TV
Rochester, NY	WRWB TV 16/Time Warner SportsNet
Shreveport	KSHV TV 45
Huntsville LP	WYAM TV 56 & CABLE 21
South Bend-Elkhart	WNDU-TV
Evansville-Jasper	WJTS TV 27
Youngstown	TJC Cable 99
Binghamton LP	WBPN TV 8
Direct TV-WHT-National	DIRECT TV 321
Sky Angel-IPTV-National	
Comcast On-Demand	Notre Dame On-Demand
Worldwide	und.com

IRISH LEGENDS FOOTBALL TEAM RUN OVER JAPAN NATIONAL TEAM, 19-3

Notre Dame won a football game today halfway across the world in typical Lou Holtz fashion. The Irish dominated the line of scrimmage, ran for nearly 300 yards, needed only one pass completion -- and got all kinds of help from an opportunistic defense.

All that translated into a 19-3 Irish Legends victory over the Japan National team in front of 21,080 at the Tokyo Dome.

Japan claimed an early 3-0 lead, but it was all Irish from there.

Jay Vickers earned the Notre Dame MVP award after running for 139 yards, 77 of them on one run to the Japan two that set up the first Irish touchdown and gave Notre Dame a lead it never gave up.

Meanwhile, Ambrose Wooden earned some sort of iron man award, playing the second half at quarterback and most of the final two periods on defense as well. He ran for 22 yards, completed the only pass of the night for Notre Dame and made a solo tackle.

Linebacker-turned-fullback Brandon Hoyte added another 46 yards on the ground, while Tony Rice ran for 34, all in the opening half. Japan had more first downs (17-13), but Notre Dame held the home team to 236 total yards, 57 net rushing yards and 179 through the air on 20-of-45 passing with two interceptions (Ron Israel, Mike Goolsby). The Irish knocked down another four passes at the line of scrimmage.

Ivory Covington led the defense with six tackles, while Goolsby had three and five other players had a pair. Anthony Brannan, Greg Pauly, Melvin Dansby had tackles for losses, and Matt Hasbrook recorded a safety by tackling the Japanese quarterback in the end zone after a Geoff Price punt had been downed at the Japan one.

Japan took the opening kickoff deep into Irish territory, but on fourth and one on the Notre Dame 19 at 9:34, Brian Magee made the stop to give the Irish the football.

The Irish couldn't move the ball behind quarterback starter Ambrose Wooden, and Japan started over from its 48 with 7:10 on the clock. After the home team missed a potential completion on third down, Japan's Daisuke Aoki converted on a 30-yard field goal for a 3-0 Japan lead at the 3:56 mark.

An interception by Israel on the first play of the second period set up the Irish on the Japan 41. Rice gained 16 yards on first down - and after Hoyte was stopped at the Japan 20 on third down, Scott Cengia knocked through a 37-yard field goal to tie the game at 3-3 with 12:32 left in the second.

Notre Dame's defense came up with two consecutive stops that forced punts -- and the Irish took over at their own 21 with 6:53 remaining in the second period. On first down Vickers headed hard around the right side and 77 yards later was pushed out of bounds. On second down, Rice ran it in to make it 10-3 at the 5:49 mark. And that's how the half ended.

The Irish gained only 24 yards on their opening second-half possession to the Japan 44. But Geoff Price's punt was downed at the one and on second down Matt Hasbrook nailed the Japan quarterback in the end zone for a safety.

Notre Dame's Cengia missed a 44-yard field goal and Japan's Aoki did the same from 44. Then on Japan's first down, Goolsby grabbed off Shun Suguwara's pass at the Japan 40 and returned it to the eight. An offside penalty advanced the Irish cause, and Vickers took it in from the two on second and goal on a pitch from Wooden to complete the scoring.

Notre Dame simply ran out the clock in the final period. One possession featured 13 straight rushing plays -- as the Irish went from their own 12 to the Japan 19 before surrendering the football after a fourth-down miss - but not before holding the ball for 8:19.

Notre Dame finished with a possession time edge of 36:18 to 23:42, including holding the ball for more than 21 minutes of the second half (11:46 in the third period alone).

Once the game ended, both coaches were interviewed live and shown on the video board at the Tokyo Dome.

Holtz talked to the entire Japan squad after the game, with dozens of cameras recording the action. There were formal presentations of trophies to the winning teams and the MVPs.

Gary Godsey was not in uniform after an early-week leg injury sidelined him. Tony Rice, despite leg and calf issues, looked good in warm-ups after not being able to practice on Thursday. Fullback Ray Zellars struggled during warm-ups, also with leg problems. Then, on the first play from scrimmage, defensive end Chris Frome came off with a left leg injury and never returned (by halftime he wore a brace). Jason Beckstrom tore an Achilles tendon on the first series and will require surgery and Marcus Thorne suffered an apparent concussion.

About 35 Japanese team cheerleaders in white go-go boots led the home fans, with GO JAPAN on the scoreboard.

One scoreboard shot showed five Japanese businessmen holding a sign that said "Ambrose #22." Five signs in Japanese hung over the right-field wall behind the Japan bench.

BRIAN BOULAC ANNOUNCES RETIREMENT AFTER DISTINGUISHED TENURE WITH NOTRE DAME ATHLETICS

University of Notre Dame assistant athletics director Brian Boulac, with 40 years of experience on the Notre Dame athletic staff behind him as both a full-time coach and administrator, has announced his retirement.

He originally came to Notre Dame in 1959 to play football, earned both bachelor's and master's degrees from the University -- then returned to campus to coach first football, later softball, and also serve 24 years with the Notre Dame athletic administration.

From the time he enrolled as a freshman at Notre Dame in '59 through the 2008 season, Boulac saw (or played in) every Notre Dame home football game for 50 consecutive seasons (282 games).

"Considering his long and valuable efforts as a player, a coach and as an administrator, I don't think it's possible to find anyone on campus who has made more contributions to athletics at Notre Dame than Brian Boulac has made over the past five decades," said Notre Dame athletics director Jack Swarbrick.

"We will miss Brian dearly, as much as anything because of the relationships he has maintained over the years with former football players and others close to our athletics program. He has been a tremendous ambassador for the University, particularly for athletics," said Notre Dame president Rev. John I. Jenkins, C.S.C.

Boulac matriculated at a time when freshman were not eligible to play on the varsity -- and he wore a leather helmet during that first season in '59. A three-year member of the varsity football team, he earned a monogram as a sophomore player at Notre Dame in 1960. Following his graduation from the University in 1963, he had a tryout with the NFL's St. Louis Cardinals, but elected to stay on campus as a graduate assistant coach under interim head coach Hugh Devore in 1963. Ara Parseghian retained him as a graduate assistant from 1964-67 and Boulac served as assistant freshman football coach in 1966-67 (helping the 1966 varsity team win a national championship).

Boulac participated in ROTC as an undergraduate and fulfilled his active duty commitment by serving 20 months in the Army Medical

Service Corps at Fort Sam Houston in San Antonio, Texas, from June 1968 through January 1970.

Parseghian brought him on staff as an offensive line coach on Feb. 1, 1970. Over the next 13 years at various times, Boulac coached the offensive and defensive lines, receivers and special teams under Parseghian, Dan Devine and Gerry Faust. He spent the last seven years of his coaching career as recruiting coordinator for the football program. In its March 3, 1975 issue, Time recognized his recruiting technique in an article entitled "Brian's Pitch."

He also served as administrative assistant to Devine for two years and as assistant head coach for two years under Faust. Boulac was a member of the coaching staff for eight seasons that culminated in postseason bowl appearances, including six Irish victories (three Cotton, one Orange, one Sugar, one Gator). In addition, he was the offensive line coach on Notre Dame's 1973 and 1977 national championship teams. In 1999 the All-American Football Foundation honored him for his years of service as an assistant coach.

Among the Irish All-America standouts he coached were guard Larry DiNardo, tackle John Dampier, guard Gerry DiNardo, tackle Steve Sylvester, guard Ernie Hughes, center David Huffman, tackle Tim Foley and center John Scully.

Boulac is currently in his 24th year of working in the day-to-day operation of the Notre Dame athletic administration. After 13 years as a member of the Irish football coaching staff, at the invitation of athletic director Gene Corrigan, Boulac moved into the administrative ranks in March 1983 working with all of the Notre Dame athletic teams.

As the administrative staff expanded, Boulac served as an administrator for various Irish teams, including men's and women's track and field and cross country, men's and women's swimming and diving, softball, hockey, volleyball, baseball, and men's and women's fencing -- with the fencing program earning national championship honors in 1986 (men), 1987 (women), 1994, 2003 and 2005 (the last three combined). Boulac was an eight-year member of the NCAA Division I Fencing Committee and served as chairman of that committee in 1996-97. He is a member of the United States Fencing Association college and high school advisory committee. He worked the fencing venue at the 1996 Summer Olympic Games in Atlanta, Ga.

Boulac spent four seasons (1989-92) as the first head coach of the Notre Dame women's softball team. During his tenure, he guided the Irish to four 30-win seasons, including Midwestern Collegiate Conference tournament titles in 1990 and 1991, and the league's regular-season title in 1992. In 1989, the first varsity season for the program, he was selected as MCC Coach of the Year.

While also serving as the general manager of the Joyce Center in recent years, Boulac has been responsible for the day-to-day operations of the building, including personnel management, budget management, crowd control, technical services, custodial services and special events.

Boulac has been a member of the Edward W. Moose Krause Chapter of the College Football Hall of Fame since 1983, chairing the scholarship committee since 1985. The Chapter honored him for his contributions to football in 1991.

In 2006 Boulac received the James E. Armstrong Award for distinguished service to the University -- and on the same weekend he was honored by many of his players and friends when a plaque with his name was placed on a football locker in the new Guglielmino Athletics Complex.

Born May 8, 1941, in Walla Walla, Wash., Boulac and his wife Micki (a 1983 graduate of the Notre Dame Law School) have four daughters, all of whom are Notre Dame graduates: Dawn, Denise, Debbie and Dyan, three of whom (Dawn softball, Debbie softball and Dyan volleyball) earned varsity monograms.

**2009 Notre Dame
Football Media Information**

Interview requests and media access for the 2009 Notre Dame football team are administered by lead football contact Brian Hardin and assistant football contact Michael Bertsch.

CONTACT INFORMATION

Brian Hardin..... bhardin2@nd.edu
Office: (574) 631-9471
Cell: (574) 532-4134

Michael Bertsch..... mbertsch1@nd.edu
Office: (574) 631-8642
Cell: (574) 532-4154

NOTRE DAME FOOTBALL WEEKLY MEDIA INFORMATION

Charlie Weis Teleconferences: Coach Weis will be available for two teleconferences each week of the season. (Media looking for the teleconference number should contact Brian Hardin)

SUNDAY - 12:45-1:15 p.m. ET

- ▶ Guglielmino Athletics Complex auditorium
- ▶ This teleconference will function as a look back at the previous Saturday's game.

TUESDAY - 12:00 noon-12:45 p.m. ET

- ▶ Guglielmino Athletics Complex auditorium
- ▶ This teleconference will function as a look ahead at the upcoming weekend's opponent and other football-related issues.
- ▶ Satellite coordinates: AMC 3C, Transponder 22, Downlink Freq: 4140 MHz(V) (Available from 11:45 a.m. to 12:45 p.m. ET)

THURSDAY - 6:15 p.m. ET

- ▶ Guglielmino Athletics Complex auditorium

For accredited members of the media who want to attend the weekly press conference, contact Brian Hardin or Michael Bertsch for more information. The Guglielmino Athletics Complex is located on the east side of campus, behind the Joyce Center and the Rolfs Recreation Center and just north of Moose Krause Stadium.

The Guglielmino Athletics Complex auditorium can be accessed through "The Gug's" main entrance, which is located on the west side of the building (facing the Rolfs Recreation Center and main campus).

Both teleconferences will be broadcast live (audio & video) and archived for future use on www.und.com each week. A full transcript from each teleconference will be posted as well on the website as soon as possible.

Irish Captains Teleconferences: The four Irish captains will be available over two teleconferences each week of the season. (Media looking for the teleconference number should contact Brian Hardin)

WEDNESDAY - 1:00 p.m. ET

- ▶ Kyle McCarthy, Scott Smith

WEDNESDAY - 1:30 p.m. ET

- ▶ Jimmy Clausen, Eric Olsen

PLAYER/ASSISTANT COACH POST-PRACTICE INTERVIEWS

Notre Dame player interviews are available on a rotating schedule during the week.

Tuesday (7:00 p.m. ET): Available by request-Offensive players (not including Clausen, Olsen), Offensive Coaches; **Wednesday** (7:00 p.m. ET): Available by request-Defensive players (not including Kyle McCarthy, Scott Smith), Defensive Coaches; **Thursday** (6:15 p.m. ET): Available by request-Special Teams players, Brian Polian. Coach Weis will also address the media following Thursday's practice.

There is no availability for players or coaches on Monday and Friday of each game week.

NOTE - All interview requests should be sent to Brian Hardin. A detailed description of the subject matter for the interview must be included. Requests are due at 10:00 a.m. each day of practice. Freshmen are not available with the exception of the bye week.

PRACTICE ACCESS & POST-PRACTICE INTERVIEW LOCATION

The first 40 minutes of Tuesday's practice during the season are open to the media. This is generally from 4:55-5:35 p.m. ET. Post-practice interviews will take place in the Guglielmino Athletics Complex auditorium.

OFFICIAL NOTRE DAME FOOTBALL RADIO SHOW

The weekly show will broadcast live from Legends of Notre Dame, just 100 yards South of Notre Dame Stadium. The show will air on NewsTalk 960 WSBT-AM Mondays from 7:00 - 8:00 p.m. Jack Nolan will host the show along with former Irish All-American Reggie Brooks. Air dates: Aug. 31; Sept. 7, 14, 21, 28; Oct. 5, 19, 26; Nov. 2, 9, 17 (Tuesday), 23. The show is a cooperative venture between Notre Dame Sports Properties, the Notre Dame athletic department and WSBT. The show can also be heard on www.und.com.

INSIDE NOTRE DAME FOOTBALL WITH CHARLIE WEIS (TELEVISION SHOW)

Taped on Sunday nights, Inside Notre Dame Football will feature a recap of the week's contest, Notre Dame player features and more. The show can be seen locally Sunday evenings on WNDU-TV following the late local news. It will also re-air on WNDU-TV the following Saturday morning at 6:30 a.m. as well as 90 minutes prior to kickoff of Notre Dame home games. All shows can also be viewed on www.und.com beginning on Monday of each week.

All Times Eastern

**Notre Dame vs. Nevada
Series History**

Series is tied 0-0

In Notre Dame:	--
In Reno:	--
Longest Notre Dame Win Streak:	--
Longest Nevada Win Streak:	--
Largest Margin of Victory:	--
Largest Margin of Defeat:	--

**Notre Dame vs. Nevada Statistics
(2008 Statistics)**

TEAM STATISTICS	UND	OPP	TEAM STATISTICS	NEV	OPP
SCORING	321	288	SCORING	489	420
Points Per Game	24.7	22.2	Points Per Game	37.6	32.3
FIRST DOWNS	250	232	FIRST DOWNS	329	249
Rushing	91	93	Rushing	174	68
Passing	133	122	Passing	134	161
Penalty	26	17	Penalty	21	20
RUSHING YARDAGE	1426	1744	RUSHING YARDAGE	3611	1152
Yards gained rushing	1764	2058	Yards gained rushing	3926	1621
Yards lost rushing	338	314	Yards lost rushing	315	469
Rushing Attempts	436	430	Rushing Attempts	593	377
Average Per Rush	3.3	4.1	Average Per Rush	6.1	3.1
Average Per Game	109.7	134.2	Average Per Game	277.8	88.6
TDs Rushing	11	18	TDs Rushing	39	17
PASSING YARDAGE	3190	2544	PASSING YARDAGE	3000	4051
Att-Comp-Int	447-271-17	422-228-14	Att-Comp-Int	418-224-9	506-271-16
Average Per Pass	7.1	6.0	Average Per Pass	7.2	8.0
Average Per Catch	11.8	11.2	Average Per Catch	13.4	14.9
Average Per Game	245.4	195.7	Average Per Game	230.8	311.6
TDs Passing	25	15	TDs Passing	22	31
TOTAL OFFENSE	4616	4288	TOTAL OFFENSE	6611	5203
Total Plays	883	852	Total Plays	1011	883
Average Per Play	5.2	5.0	Average Per Play	6.5	5.9
Average Per Game	355.1	329.8	Average Per Game	508.5	400.2
KICK RETURNS: #-Yards	52-1121	59-972	KICK RETURNS: #-Yards	60-1162	67-1747
PUNT RETURNS: #-Yards	26-232	29-175	PUNT RETURNS: #-Yards	26-163	37-339
INT RETURNS: #-Yards	14-236	17-134	INT RETURNS: #-Yards	16-227	9-127
KICK RETURN AVERAGE	21.6	16.5	KICK RETURN AVERAGE	19.4	26.1
PUNT RETURN AVERAGE	8.9	6.0	PUNT RETURN AVERAGE	6.3	9.2
INT RETURN AVERAGE	16.9	7.9	INT RETURN AVERAGE	14.2	14.1
FUMBLES-LOST	23-11	17-11	FUMBLES-LOST	21-15	25-9
PENALTIES-Yards	70-649	95-834	PENALTIES-Yards	89-753	88-700
Average Per Game	49.9	64.2	Average Per Game	57.9	53.8
PUNTS-Yards	56-2218	75-2794	PUNTS-Yards	65-2740	65-2786
Average Per Punt	39.6	37.3	Average Per Punt	42.2	42.9
Net punt average	35.1	33.4	Net punt average	34.5	38.5
TIME OF POSSESSION/Game	31:17	28:43	TIME OF POSSESSION/Game	32:45	27:04
3RD-DOWN Conversions	63/180	57/174	3RD-DOWN Conversions	81/200	72/189
3rd-Down Pct	35%	33%	3rd-Down Pct	40%	38%
4TH-DOWN Conversions	11/30	5/13	4TH-DOWN Conversions	13/26	8/27
4th-Down Pct	37%	38%	4th-Down Pct	50%	30%
SACKS BY-Yards	26-195	22-185	SACKS BY-Yards	36-257	19-147
MISC YARDS	0	0	MISC YARDS	60	-54
TOUCHDOWNS SCORED	40	35	TOUCHDOWNS SCORED	64	55
FIELD GOALS-ATTEMPTS	14-24	15-21	FIELD GOALS-ATTEMPTS	14-17	12-18
ON-SIDE KICKS	0-0	2-3	ON-SIDE KICKS	1-4	0-1
RED-ZONE SCORES	31-44 70%	36-44 82%	RED-ZONE SCORES	50-60 83%	34-45 76%
RED-ZONE TOUCHDOWNS	23-44 52%	24-44 55%	RED-ZONE TOUCHDOWNS	38-60 63%	28-45 62%
PAT-ATTEMPTS	39-40 98%	33-34 97%	PAT-ATTEMPTS	63-64 98%	52-54 96%
ATTENDANCE	484770	388210	ATTENDANCE	114259	192979
Games/Avg Per Game	6/80795	6/64702	Games/Avg Per Game	6/19043	6/32163
Neutral Site Games		1/70932	Neutral Site Games		1/26781

NEVADA HEAD COACH CHRIS AULT

Simply put, Chris Ault is University of Nevada football.

As he enters his 25th season guiding the Wolf Pack program, one that he grew from the Division II level to a current streak of four-straight FBS bowl appearances, this year also marks Ault's 38th year at the university. His experience at Nevada began as a student-athlete when he starred at quarterback in the 1960s and continued with his unparalleled success as a coach and athletics director.

This season comes with great opportunities – a season opener at Notre Dame and a 12-game schedule that will be as challenging as it will be entertaining. And on the horizon this season is an accomplishment that only 51 men have every accomplished, in all divisions of the NCAA: 200 victories as a head coach. Ault is just two wins away from the milestone.

Last year furthered Ault's reputation as one of the great offensive minds in college football as another season's worth of evolution of the Pistol offense gave the Pack the WAC Player of the Year in Colin Kaepernick and the rushing champion (Vai Taua) for the third time in four seasons.

Now in his sixth season of his third stint at the helm of his alma mater, Ault has turned the corner in restoring championship-caliber football to the University of Nevada. With his squad sporting its highest team grade-point average in years and five solid recruiting classes in the fold, excitement surrounds Ault and the Wolf Pack as it prepares for another run at the conference championship and bowl bid in 2009.

Ault has the fifth-most wins and the one of the top 20 winning percentages among active Division I-A coaches. In 24 years as head coach, he has amassed a 198-91-1 ledger, won eight conference championships and taken his teams to the postseason 12 times, including six bowl appearances.

The winningest coach in school history, Ault has the distinction of being the first coach in the nation to lead a team to a bowl berth in its first year as an NCAA I-A (now FBS) program. In 1992, Ault guided the Wolf Pack to the Big West Conference championship and a berth in the inaugural Las Vegas Bowl.

A QUICK LOOK AT THE WOLF PACK

Since Chris Ault debuted his Pistol offense in 2005, the Wolf Pack has had to work to stay ahead of the curve. The wildly effective scheme has taken Nevada to four straight bowl games and reaffirmed Ault's status as one of the great offensive minds in football. But with each season comes new wrinkles in the scheme and this year is not expected to be any different. Last year's addition of the quarterback read option unleashed Colin Kaepernick and helped him become one of the most dynamic players in the country. This year, Ault wants to see expanded opportunities in the passing game.

After one of the great offensive seasons in school history last year – a handful of school records were set, including most rushing yards in a season – the Wolf Pack is eyeing a fifth straight bowl game and a run at a conference championship. With 15 starters returning and three 1,000-yard rushers in the backfield – Kaepernick, Vai Taua and Luke Lippincott – the Wolf Pack has the tools on offense to reach its goals. But improvement on the defensive side of the ball is going to be necessary to make this team complete.

The Wolf Pack had great statistical success in the defensive front last year, ranking sixth in the nation against the run and racked up 36 tackles for loss from starting defensive ends Kevin Basped and Dontay Moch, including 21.5 sacks. But the secondary was far too susceptible to the pass and a schedule loaded with pass-happy teams didn't help. The Pack went back to basics in spring drills and focused on being aggressive within a vanilla scheme. Results were encouraging and with an influx of young talent on that side of the ball, there are reasons for optimism that the Wolf Pack is ready to put everything together.

**2008 NEVADA RESULTS
(7-6 OVERALL, 5-3 WAC)**

Aug. 30	Grambling	W	49-13
Sept. 6	Texas Tech	L	19-35
Sept. 13	at Missouri	L	17-69
Sept. 27	at UNLV	W	49-27
*Oct. 4	at Idaho	W	49-14
*Oct. 11	New Mexico State	L	45-48
*Oct. 18	Utah State	W	44-17
*Oct. 25	at Hawai'i	L	31-38
*Nov. 7	at Fresno State	W	41-28
*Nov. 15	San Jose State	W	41-17
*Nov. 22	Boise State	L	34-41
*Nov. 29	at Louisiana Tech	W	35-31
Dec. 30	vs. Maryland	L	35-42

Notre Dame vs. WAC Schools

School	Won	Lost	Tied	Pct.
Boise State	0	0	0	.000
Fresno State	0	0	0	.000
Hawai'i	3	0	0	1.000
Idaho	0	0	0	.000
Louisiana Tech	0	0	0	.000
Nevada	0	0	0	.000
New Mexico State	0	0	0	.000
San Jose State	0	0	0	.000
Utah State	0	0	0	.000
TOTALS	3	0	0	1.000

NOTRE DAME VS. WESTERN ATHLETIC CONFERENCE

▶ Notre Dame is 3-0 (1.000) all-time against teams from the Western Athletic Conference. The Irish have only faced one school, Hawai'i, from the nine-member league.

▶ Notre Dame will open the 2009 season with a WAC opponent as Nevada comes to Notre Dame Stadium. The Wolfpack are the first member of the WAC to play inside Notre Dame Stadium.

NOTRE DAME AND THE SILVER STATE

▶ Notre Dame and Nevada have never met and the Irish have never taken the field against a team from the Silver State.

▶ Nevada has faced a school from Indiana only once, defeating Ball State, 18-15, in 1996 Las Vegas Bowl.

▶ The current Notre Dame roster features one player from the state of Nevada, junior walk-on wide receiver Chris Gurries (Reno, NV), while there are no native Hoosiers on the Wolfpack roster.

▶ Notre Dame's all-time varsity football roster, which includes over 2,700 players, features only three from the Silver State which have appeared in at least one game.

- ▶ Jim deArrietta, HB/K, 1968-69, Winnemucca, NV
- ▶ Jashaad Gaines, DB, 2006-07, Las Vegas, NV
- ▶ Matt Kunz, SS/ILB, 1995-97, Las Vegas, NV

NOTRE DAME - NEVADA CONNECTIONS

▶ Notre Dame's only player from Nevada is Chris Gurries (Reno) and the Nevada roster features no players from the state of Indiana (or even the Midwest).

▶ Nevada freshman QB Emir Lopez attended Las Vegas H.S., the alma mater of former Irish DB Jashaad Gaines (2006-07).

▶ Nevada Head Coach Chris Ault, who has been with the Wolfpack for three different stints dating back to 1976, got his first head coaching job at Bishop Manogue High School, where current Irish walk-on Chris Gurries would later play prep football.

▶ Nevada defensive coordinator Nigel Burton was an assistant coach at Oregon State when the Beavers defeated Notre Dame in the 2004 Insight Bowl.

▶ A couple of players from Nevada and Notre Dame either attended the same high school or hail from the same hometown.

Notre Dame	High School/Hometown	Nevada
Chris Gurries, WR	Reno, NV	David Jamieson, TE/DL Kelton Hall, TE

**Individual Statistics
(Returning Leaders)**

NOTRE DAME					NEVADA				
Rushing					Rushing				
	Att.	Yds.	Avg.	TD		Att.	Yds.	Avg.	TD
Armando Allen	134	585	4.4	3	Vai Taua	236	1,521	6.4	15
Robert Hughes	112	382	3.4	4	Colin Kaepernick	161	1,130	7.0	17
Passing					Passing				
	Att.	Comp.	Yds.	TD/Int.		Att.	Comp.	Yds.	TD/Int.
Jimmy Clausen	440	268	3,172	25/17	Colin Kaepernick	383	208	2,849	22/7
Receiving					Receiving				
	Rec.	Yds.	Avg.	TD		Rec.	Yds.	Avg.	TD
Golden Tate	58	1,080	18.6	10	Chris Wellington	42	632	15.0	6
Michael Floyd	48	719	15.0	7	Vai Taua	30	243	8.1	3
Punting					Punting				
	No.	Yds.	Avg.	Long		No.	Yds.	Avg.	Long
Eric Maust	54	2,218	41.1	54	Brad Langley	42	1,850	44.0	77
Punt Returns					Punt Returns				
	No.	Yds.	Avg.	Long		No.	Yds.	Avg.	Long
Golden Tate	14	116	8.3	42	Antoine Thompson	17	83	4.9	15
Armando Allen	7	66	9.4	22	Dwayne Sanders	6	21	3.5	7
KO Returns					KO Returns				
	No.	Yds.	Avg.	Long		No.	Yds.	Avg.	Long
Golden Tate	26	521	20.0	30	Brandon Fragger	14	255	18.2	26
Armando Allen	21	543	25.9	96	Chris Wellington	11	172	15.6	27
Scoring					Scoring				
	TD	FG	PAT	Total		TD	FG	PAT	Total
Brandon Walker	0	14	39	81	Vai Taua	18	0	0	108
Golden Tate	11	0	0	66	Colin Kaepernick	17	0	0	102
Michael Floyd	7	0	0	42	Chris Wellington	6	0	0	36
Tackles					Tackles				
	UT-AT	TT	TFL	Other		UT-AT	TT	TFL	Other
Kyle McCarthy	64-46	110	3.5-12	2int	Jonathon Amaya	48-20	68	2.5-6	4int
Harrison Smith	39-18	57	8.5-39	3.5sk,7pbu	Kevin Basped	35-15	50	18.5-92	10.0sk
Brian Smith	33-21	54	4.0-33	2.0sk,2fr	Dontay Moch	33-17	50	17.5-112	11.5sk
Raeshon McNeil	28-13	41	-	11pbu,2int	James-Michael Johnson	28-20	48	12.5-32	1.5sk
Ian Williams	18-22	40	2.0-5	1pbu	Kevin Grimes	30-15	45	1.0-1	2int

**Head-to-Head Statistical Comparison
(2008 Statistics)**

NOTRE DAME			NEVADA		
#	NCAA	Category		Category	NCAA #
24.69	67th	Scoring Offense	vs.	Scoring Defense	99th 32.31
355.08	65th	Total Offense	vs.	Total Defense	91st 400.23
109.69	100th	Rushing Offense	vs.	Rushing Defense	6th 88.62
245.38	34th	Passing Offense	vs.	Passing Defense	119th 311.62
131.40	42nd	Passing Efficiency Off.	vs.	Passing Efficiency Def.	85th 134.74
22.15	42nd	Scoring Defense	vs.	Scoring Offense	t-12th 37.62
329.85	39th	Total Defense	vs.	Total Offense	5th 508.54
134.15	45th	Rushing Defense	vs.	Rushing Offense	3rd 277.77
195.69	43rd	Passing Defense	vs.	Passing Offense	47th 230.77
109.73	22nd	Passing Efficiency Def.	vs.	Passing Efficiency Off.	54th 126.95
35.05	59th	Net Punting	vs.	Net Punting	69th 34.48
8.92	60th	Punt Returns	vs.	Punt Returns	99th 6.27
21.56	53rd	Kickoff Returns	vs.	Kickoff Returns	101st 19.37
-0.23	73rd	Turnover Margin	vs.	Turnover Margin	55th 0.08
2.08	50th	Sacks	vs.	Sacks Allowed	30th 1.46
1.69	45th	Sacks Allowed	vs.	Sacks	10th 2.85

2009 Notre Dame Football Roster Information

NUMERICAL			ALPHABETICAL						
No.	Name	Pos	No.	Name	Pos.	Ht.	Wt.	Cl.	Hometown/Previous School
1	Walker, Deion	WR	34	Aldridge, James	FB	6-0	225	Sr.	St. Louis, MO/Merrillville (Ind.)
2	Walls, Darrin	CB	5	Allen, Armando	HB	5-10	200	Jr.	Opa Locka, FL/Hialeah-Miami Lakes
3	Floyd, Michael	WR	47	Anderson, Kael+	CB	5-9	175	Fr.	West Des Moines, IA/Dowling Catholic
4	Gray, Gary	CB	37	Anello, Mike	CB	5-10	170	Sr.	Orland Park, IL/Carl Sandburg
5	Allen, Armando	HB	27	Banks, E.J.	CB	5-11	185	Fr.	Pittsburgh, PA/Montour
5	Te'o, Manti	LB	38	Bathon, Chris+	S	5-10	192	Sr.	Pleasantville, NY/Pleasantville
6	Herring, Ray	S	12	Blanton, Robert	CB	6-1	185	So.	Matthews, NC/Butler
7	Clausen, Jimmy	QB	63	Botsford, Steve+	LB	6-2	225	Jr.	Arlington Heights, IL/St. Viator
8	McNeil, Raeshon	CB	31	Brown, Sergio	S	6-2	205	Sr.	Maywood, IL/Proviso East
9	Johnson, Ethan	DT	68	Bullard, Alex	OG	6-3	290	Fr.	Franklin, TN/Brentwood Academy
9	Rudolph, Kyle	TE	86	Burger, Bobby+	FB/TE	6-3	248	Sr.	Cincinnati, OH/LaSalle
10	Crist, Dayne	QB	64	Burke, Tom+	LB	5-10	242	Sr.	New City, NY/Clarkstown South
11	Evans, Shaquella	WR	39	Burkhart, Ryan	K	5-11	195	Sr.	Wakarusa, IN/Northwood
12	Blanton, Robert	CB	44	Calabrese, Carlo	LB	6-1	235	Fr.	Verona, NJ/Verona
13	Sharpley, Evan	QB	15	Castello, Brian+	QB	6-2	191	Jr.	Pittsburgh, PA/Chartiers Valley
14	Walker, Brandon	K	52	Cave, Braxston	OG	6-3	310	So.	Mishawaka, IN/Penn
15	Castello, Brian	QB	7	Clausen, Jimmy	QB	6-3	223	Jr.	Westlake Village, CA/Oaks Christian
15	McCarthy, Dan	S	73	Clelland, Lane	OT	6-5	290	So.	Owings Mills, MD/McDonogh School
17	Motta, Zeke	S	24	Coughlin, Brian+	WR	6-0	172	Sr.	Oak Lawn, IL/Brother Rice
17	Mulvey, Matthew	QB	29	Coughlin, Patrick+	WR	6-0	187	Jr.	Oak Lawn, IL/Brother Rice
18	Kamara, Duval	WR	60	Cowart, Jordan	LS	6-2	215	Fr.	Plantation, FL/St. Thomas Aquinas
19	West, George	WR	10	Crist, Dayne	QB	6-4	235	So.	Canoga Park, CA/Notre Dame
20	Wood, Cierre	HB	98	Cwynar, Sean	DT	6-4	283	So.	McHenry, IL/Marian Central Catholic
21	Gallup Jr., Barry	WR	75	Dever, Taylor	OT	6-5	301	Jr.	Nevada City, CA/Nevada Union
22	Smith, Harrison	S	72	Duncan, Paul	OT	6-7	315	Sr.	Dallas, GA/East Paulding
23	Tate, Golden	WR	80	Eifert, Tyler	TE	6-5	237	Fr.	Fort Wayne, IN/Bishop Dwenger
24	Coughlin, Brian	WR	11	Evans, Shaquella	WR	6-1	203	Fr.	Inglewood, CA/Inglewood
24	Gordon, Leonard	S	46	Filer, Steve	LB	6-3	236	So.	Chicago, IL/Mount Carmel
25	Gray, Jonas	HB	62	Flavin, Bill+	OC/LS	6-3	252	Jr.	Darien, IL/Benet Academy
26	Slaughter, Jamaris	CB	45	Fleming, Darius	LB	6-1	240	So.	Chicago, IL/St. Rita
27	Banks, E.J.	CB	3	Floyd, Michael	WR	6-3	220	So.	St. Paul, MN/Cretin-Derham Hall
27	Herlihy, Derry	WR	48	Fox, Dan	LB	6-3	230	Fr.	Rocky River, OH/St. Ignatius
28	McCarthy, Kyle	S	42	Franco, Dan+	WR	5-10	188	Sr.	Granger, IN/Clay
29	Coughlin, Patrick	WR	21	Gallup Jr., Barry	WR	5-11	190	Sr.	Wellesley, MA/Belmont Hill
29	Garcia, Michael	CB	29	Garcia, Michael+	CB	6-1	178	Jr.	Colorado Springs, Co/St. Mary's
30	Paskorz, Steve	FB	88	Golic, Jake	TE	6-4	232	Fr.	West Hartford, CT/Northwest Catholic
30	Redshaw, James	CB	57	Golic Jr., Mike	C	6-3	293	So.	West Hartford, CT/Northwest Catholic
31	Brown, Sergio	S	81	Goodman, John	WR	6-3	203	So.	Fort Wayne, IN/Bishop Dwenger
32	Riddick, Theo	HB	24	Gordon, Leonard	S	5-11	187	So.	Clarksville, TN/Fort Campbell
33	Hughes, Robert	HB	4	Gray, Gary	CB	5-11	190	Jr.	Columbia, SC/Richland Northeast
34	Aldridge, James	FB	25	Gray, Jonas	HB	5-10	220	So.	Pontiac, MI/Troit Country Day
35	Plaska, Andrew	CB	38	Gurries, Christopher+	WR	5-10	181	Jr.	Reno, NV/Bishop Manogue
35	Turk, Ben	P	27	Herlihy, Derry+	WR	6-0	180	Jr.	Houston, TX/St. John's
36	Posluszny, David	LB	65	Hernandez, Mike+	OG	6-2	280	So.	Pasadena, Calif./Loyola
37	Anello, Mike	CB	6	Herring, Ray	S	5-10	200	Sr.	Melbourne, FL/Holy Trinity Episcopal
38	Bathon, Chris	S	33	Hughes, Robert	HB	5-11	234	Jr.	Chicago, IL/Hubbard
38	Gurries, Chris	WR	9	Johnson, Ethan	DT	6-4	280	So.	Portland, OR/Lincoln
39	Burkhart, Ryan	K	18	Kamara, Duval	WR	6-5	219	Jr.	Jersey City, NJ/Hoboken
39	Sheehan, Ryan	CB	59	Kavanagh, Ryan+	LS	6-3	180	So.	West Chester, PA/Salesianum (Del.)
40	Smith, Thomas	S	80	Lewis-Moore, Kapron	DE	6-4	270	So.	Weatherford, TX/Weatherford
40	Tausch, Nick	K							
41	Smith, Scott	LB							
42	Franco, Dan	WR							
42	Lezynski, Nick	CB							
43	Maust, Eric	P							
43	Stull, Joshua	CB							
44	Calabrese, Carlo	LB							
45	Fleming, Darius	LB							
46	Filer, Steve	LB							
47	Anderson, Kael	CB							

PRONUNCIATION GUIDE		
Bathon, Chris - BAY-thon	Eifert, Tyler - EYE-fert	Posluszny, David - poz-LUZ-nee
Calabrese, Carlo - CAL-uh-breeze	Evans, Shaquella - Shuh-KEEL	Richardson, Morrice - mo-REESE
Clelland, Lane - CLELL-und	Filer, Steve - FY-ler	Romine, Matt - ro-MINE
Coughlin, Brian - COG-linn	Kamara, Duval - kuh-MARE-uh, doo-VALL	Slaughter, Jamaris - juh-MORE-iss
Coughlin, Patrick - COG-linn	Lewis-Moore, Kapron - cap-rin	Tausch, Nick - TOWSH
Cowart, Jordan - COW-ert	Maust, Eric - Rhymes with Cost	Te'o, Manti - TAY-oh, MAN-tie
Crist, Dayne - crist (rhymes with wrist)	Mulvey, Matthew - MULL-vee	Toma, Roby - TOE-muh, Robby
Cwynar, Sean - SWIN-are	Narvaez, Mike - nar-VIE-ez	Williams, Hafis - hah-FESEE
Dever, Taylor - dev-er (rhymes with never)	Nwankwo, Emeka - nuh-WONK-wo, uh-MEK-uh	Wood, Cierre - See-AIR

2009 Notre Dame
Football Roster Information

ALPHABETICAL (CONT.)

No.	Name	Pos.	Ht.	Wt.	Cl.	Hometown/Previous School
42	Lezynski, Nick+	CB	5-8	157	Jr.	Newton, PA/Notre Dame High School
71	Mahoney, Dennis+	OL	6-6	290	So.	Baltimore, MD/Boys Latin High School
70	Martin, Zach	OT	6-5	285	Fr.	Indianapolis, IN/Bishop Chatard
43	Maust, Eric	P	6-2	190	Sr.	Atlanta, GA/Blessed Trinity
15	McCarthy, Dan	S	6-2	205	So.	Youngstown, OH/Cardinal Mooney
28	McCarthy, Kyle	S	6-0	210	Sr.	Youngstown, OH/Cardinal Mooney
54	McDonald, Anthony	LB	6-2	230	So.	Burbank, CA/Notre Dame
8	McNeil, Raeshon	CB	6-0	190	Sr.	Cooleemee, NC/Davie
17	Motta, Zeke	S	6-2	215	Fr.	Vero Beach, FL/Vero Beach
93	Mullen, Paddy	NT	6-3	295	Sr.	St. Louis, MO/De Smet Jesuit
17	Mulvey, Matthew+	QB	6-3	197	So.	Del Mar, CA/LaJolla
47	Narvaez, Mike+	FB	5-11	238	Sr.	Ridgewood, NJ/Ridgewood
56	Neal, Kerry	LB	6-2	250	Jr.	Bunn, NC/Bunn
99	Newman, Brandon	NT	6-1	295	So.	Louisville, KY/Pleasure Ridge Park
76	Nuss, Andrew	OG	6-5	300	Jr.	Ashburn, VA/Stone Bridge
91	Nwankwo, Emeka	DE	6-4	274	Jr.	N. Miami Beach, FL/Chaminade-Madonna Prep
55	Olsen, Eric	C	6-4	305	Sr.	Staten Island, NY/Poly Prep Ctry.
50	Oxley, Sean+	LB	6-2	220	So.	Avon Lake, OH/Avon Lake
82	Parris, Robby	WR	6-3	205	Sr.	Olmsted Falls, OH/Saint Ignatius
30	Paskorz, Steve	FB	6-2	245	Jr.	Allison Park, PA/Hampton
35	Plaska, Andrew+	CB	5-11	181	So.	Zeeland, MI/Zeeland West
36	Posluszny, David	LB	6-0	225	So.	Aliquippa, PA/Hopewell
61	Quintana, Martin+	DL	6-1	250	Sr.	Berwyn, IL/St. Joseph
83	Ragone, Mike	TE	6-5	251	Jr.	Cherry Hill, NJ/Camden Catholic
30	Redshaw, James+	CB	5-9	170	Jr.	North Huntingdon, PA/Norwin
53	Richardson, Morrice	DE	6-2	255	Sr.	College Park, GA/Westlake
32	Riddick, Theo	HB	5-10	195	Fr.	Manville, NJ/Immaculata
78	Robinson, Trevor	OG	6-5	305	So.	Elkhorn, NE/Elkhorn
77	Romine, Matt	OT	6-5	295	Jr.	Tulsa, OK/Union
9	Rudolph, Kyle	TE	6-6	260	So.	Cincinnati, OH/Elder
48	Ruffer, David+	K	6-1	180	Jr.	Oakton, VA/Gonzaga
90	Ryan, John	DE	6-5	255	Sr.	Westlake, OH/Saint Ignatius
13	Sharpley, Evan	QB	6-2	215	Sr.	Marshall, MI/Marshall
39	Sheehan, Ryan+	CB	5-10	169	Jr.	Purcellville, VA/Loudown Valley
62	Skubis, Christopher+	DE	6-2	223	Jr.	Clarence, NY/Clarence
26	Slaughter, Jamaris	CB	6-0	185	So.	Stone Mountain, GA/Tucker
58	Smith, Brian	LB	6-3	240	Jr.	Overland Park, KS/Saint Thomas Aquinas
22	Smith, Harrison	S	6-2	207	Jr.	Knoxville, TN/Knoxville Catholic
41	Smith, Scott	LB	6-3	245	Sr.	Highland Park, IL/Highland Park
40	Smith, Thomas+	S	6-1	201	Jr.	Manchester, CT/East Catholic
49	Smith, Toryan	LB	6-1	244	Sr.	Rome, GA/Rome
59	Stewart, Chris	OG	6-5	330	Sr.	Spring, TX/Klein
92	Stockton, Tyler	NT	6-1	290	Fr.	Linwood, NJ/Hun School
43	Stull, Joshua+	CB	5-8	189	Sr.	Brownsburg, IN/Brownsburg
23	Tate, Golden	WR	5-11	195	Jr.	Hendersonville, TN/Pope John Paul II
40	Tausch, Nick	K	6-0	180	Fr.	Plano, TX/Jesuit
5	Te'o, Manti	LB	6-2	244	Fr.	Laie, HI/Punahou
84	Toma, Roby	WR	5-9	175	Fr.	Laie, HI/Punahou
35	Turk, Ben	P	5-11	193	Fr.	Davie, FL/St. Thomas Aquinas
85	Vos, Sam+	WR	5-10	199	Sr.	Burlington, WI/Catholic Central
97	Wade, Kallen	DE	6-5	245	Sr.	Cincinnati, OH/Withrow
14	Walker, Brandon	K	6-3	213	Jr.	Findlay, OH/Findlay
1	Walker, Deion	WR	6-2	193	So.	Christchurch, VA/Christchurch
2	Walls, Darrin	CB	6-0	190	Sr.	Pittsburgh, PA/Woodland Hills
66	Watt, Chris	OG	6-3	295	Fr.	Glen Ellyn, IL/Glenbard West
51	Wenger, Dan	C	6-4	302	Sr.	Coral Springs, FL/Saint Thomas Aquinas
19	West Jr., George	WR	5-8	196	Sr.	Spencer, OK/Northeast
79	Williams, Hafis	DT	6-2	295	So.	Elizabeth, NJ/Elizabeth
95	Williams, Ian	NT	6-2	295	Jr.	Altamonte Springs, FL/Lyman
20	Wood, Cierre	HB	6-0	218	Fr.	Oxnard, CA/Santa Clara
74	Young, Sam	OT	6-8	320	Sr.	Coral Springs, FL/Saint Thomas Aquinas

+ Walk-on Player

NUMERICAL (CONT.)

No.	Name	Pos
47	Narvaez, Mike	FB
48	Fox, Dan	LB
48	Ruffer, David	K
49	Smith, Toryan	LB
50	Kavanagh, Ryan	LS
50	Oxley, Sean	LB
51	Wenger, Dan	C
52	Cave, Braxton	OG
53	Richardson, Morrice	DE
54	McDonald, Anthony	LB
55	Olsen, Eric	C
56	Neal, Kerry	DE
57	Golic Jr., Mike	C
58	Smith, Brian	LB
59	Stewart, Chris	OG
60	Cowart, Jordan	LS
61	Quintana, Martin	DL
62	Flavin, Bill	C
62	Skubis, Christopher	DE
63	Botsford, Steve	LB
64	Burke, Tom	LB
65	Hernandez, Mike	OG
66	Watt, Chris	OG
68	Bullard, Alex	OG
70	Martin, Zach	OT
71	Mahoney, Dennis	OL
72	Duncan, Paul	OT
73	Clelland, Lane	OT
74	Young, Sam	OT
75	Dever, Taylor	OT
76	Nuss, Andrew	OG
77	Romine, Matt	OT
78	Robinson, Trevor	OG
79	Williams, Hafis	DT
80	Eifert, Tyler	TE
81	Goodman, John	WR
82	Parris, Robby	WR
83	Ragone, Mike	TE
84	Toma, Roby	WR
85	Vos, Sam	WR
86	Burger, Bobby	FB/TE
88	Golic, Jake	TE
89	Lewis-Moore, Kapron	DE
90	Ryan, John	DE
91	Nwankwo, Emeka	DE
92	Stockton, Tyler	NT
93	Mullen, Paddy	NT
95	Williams, Ian	NT
97	Wade, Kallen	DE
98	Cwynar, Sean	DT
99	Newman, Brandon	NT

**2009 Notre Dame
Two-Deep Depth Chart**

Notre Dame Offense

X	23	GOLDEN TATE	5-11	195	Jr.
	18	DUVAL KAMARA	6-5	219	Jr.
LT	72	Paul Duncan@	6-7	315	Sr.
	or 77	Matt Romine	6-5	295	Jr.
LG	59	CHRIS STEWART!	6-5	330	Sr.
	or 51	DAN WENGER*	6-4	302	Sr.
C	55	ERIC OLSEN^	6-4	305	Sr.
	51	DAN WENGER	6-4	302	Sr.
RG	78	Trevor Robinson	6-5	305	So.
	76	Andrew Nuss	6-5	300	Jr.
RT	74	SAM YOUNG	6-8	320	Sr.
	75	Taylor Dever	6-5	301	Jr.
TE	9	KYLE RUDOLPH	6-6	260	So.
	83	Mike Ragone	6-5	251	Jr.
Z	3	MICHAEL FLOYD	6-3	220	So.
	82	Robby Parris	6-3	205	Sr.
QB	7	JIMMY CLAUSEN	6-3	223	Jr.
	10	Dayne Crist	6-4	235	So.
FB	34	James Aldridge	6-0	225	Sr.
	86	Bobby Burger	6-3	248	Sr.
HB	5	ARMANDO ALLEN	5-10	200	Jr.
	25	Jonas Gray	5-10	220	So.

Notre Dame Special Teams

PK	40	Nick Tausch	6-0	190	Fr.
	14	BRANDON WALKER	6-3	213	Jr.
P	43	ERIC MAUST	6-2	190	Sr.
	35	Ben Turk	5-11	193	Fr.
LS	60	Jordan Cowart	6-2	215	Fr.
	50	Ryan Kavanagh	6-3	190	So.
SS	52	Braxton Cave	6-3	310	So.
	60	Jordan Cowart	6-2	215	Fr.
HLD	43	ERIC MAUST	6-2	190	Sr.
	13	Evan Sharpley	6-2	215	Sr.

Notre Dame Defense

LDE	89	Kapron Lewis-Moore	6-4	270	So.
	53	Morrice Richardson	6-2	255	Sr.
DT	9	Ethan Johnson	6-4	280	So.
	79	Hafis Williams	6-2	295	So.
NT	95	IAN WILLIAMS	6-2	295	Jr.
	98	Sean Cwynar	6-4	283	So.
RDE	56	KERRY NEAL	6-2	250	Jr.
	90	John Ryan	6-5	255	Sr.
SAM	45	Darius Fleming	6-1	240	So.
	41	Scott Smith	6-4	245	Sr.
	or 46	Steve Filer	6-3	236	So.
MIKE	49	Toryan Smith	6-1	244	Sr.
	(58	BRIAN SMITH	6-3	240	Jr.)
	54	Anthony McDonald	6-2	230	So.
WILL	58	BRIAN SMITH	6-3	240	Jr.
	5	Manti Te'o	6-2	244	Fr.
	36	David Posluszny	6-0	225	So.
LCB	12	Robert Blanton	6-1	185	So.
	26	Jamoris Slaughter	6-0	185	So.
	or 4	Gary Gray	5-11	190	Jr.
FS	22	HARRISON SMITH%	6-2	207	Jr.
	6	Ray Herring	5-10	200	Sr.
SS	28	KYLE McCARTHY	6-1	210	Sr.
	31	Sergio Brown	6-2	205	Sr.
RCB	8	RAESHON McNEIL	6-0	190	Sr.
	2	Darrin Walls#	6-0	190	Sr.

Notre Dame Special Teams

PR	23	GOLDEN TATE	5-11	195	Jr.
	or 5	Armando Allen	5-10	200	Jr.
KR	34	James Aldridge	6-0	225	Sr.
	32	Theo Riddick	5-10	195	Fr.
	11	Shaquelle Evans	6-1	203	Fr.
	21	Barry Gallup, Jr.	5-11	190	Sr.
KO	40	Nick Tausch	6-0	190	Fr.
	48	David Ruffer	6-1	180	Jr.

ALL CAPS - returning starter from 2008

@ - indicates player started 12 games in 2007

- indicates player started 11 games in 2007

% - indicates player started at linebacker in 2008


^ - indicates player started at left guard in 2008

* - indicates player started at center in 2008

! - indicates player started at right guard in 2008

3

MICHAEL FLOYD



St. Paul, Minn. (Cretin-Derham Hall)
Birthdate: 11-27-89

Wide Receiver

50

6-3

220

Floyd's Career Highs

Receptions – 10, Pittsburgh (11.1.08) **Receiving Yards** – 115, Stanford (10.4.08)
Longest Reception – 51, at Washington (10.25.08) **Receiving TDs** – 2, Pittsburgh (11.1.08)

Career

Playmaking wide receiver has made a huge name for himself at Notre Dame after only one season ... caught 48 passes for 719 yards and seven touchdowns, all Notre Dame freshman receiving records ... already ranks ninth in school history in 100-yard receiving games with four ... expected to continue to start alongside teammate Golden Tate, giving Notre Dame one of the most potent receiving duos in college football ... ranked by Lindy's as the 20th-best wide receiver in the country in 2009 ... a key factor in Notre Dame's wide receiver group being ranked as best in the nation by Phil Steele, number-two by Athlon and fourth best by Lindy's in 2009.

Floyd's Career Stats

Year	G-S	Receiving				
		Rec	Yds	Avg	TD	LG
2008	11-10	48	719	15.0	7	51
2009						
Total	11-10	48	719	15.0	7	51

Floyd's Game-by-Game

2009	Receiving				
	Rec	Yds	Avg	TD	LG
NEV (9.5)					
at UM (9.12)					
MSU (9.19)					
at PUR (9.26)					
WASH (10.3)					
USC (10.17)					
BC (10.24)					
vs. WSU (10.31)					
NAVY (11.7)					
at PITT (11.14)					
UCONN (11.21)					
at STAN (11.28)					
* - games started					

Tidbits

► Freshman Michael Floyd not only became the first Irish freshman to register a touchdown catch in a season opener (San Diego State), but also became the first freshman to register Notre Dame's first points of a season by touchdown. Floyd had 48 receptions for 719 yards on the season. He established new school records for receptions (48), receiving yards (719) and receiving touchdowns (7) by an Irish freshman. He also set a freshman record with 10 receptions against Pittsburgh on Nov. 1, 2008.

Games with 100 Yards - Season

1. Tom Gatewood, Jr.	8 (1970)
2. Maurice Stovall, Sr.	6 (2005)
3. Golden Tate, So.	5 (2008)
Jeff Samardzija, Jr.	5 (2005)
5. Michael Floyd, Fr.	4 (2008)
Jeff Samardzija, Sr.	4 (2006)
Tom Gatewood, So.	4 (1969)

Games with 100 Yards - Career

1. Tom Gatewood	13 (1969-71)
2. Derrick Mayes	9 (1992-95)
Jeff Samardzija	9 (2003-06)
4. Maurice Stovall	7 (2002-05)
5. Golden Tate	6 (2007-)
Jim Seymour	6 (1966-68)
Tim Brown	6 (1984-87)
8. Rhema McKnight	5 (2002-06)
9. Michael Floyd	4 (2008-)
Jack Snow	4 (1962-64)
Tony Smith	4 (1989-91)
Malcolm Johnson	4 (1995-98)

- Floyd put up record setting rookie numbers despite missing nearly three full games with an injury.
- Floyd still ranked 38th in the nation in receiving touchdowns, 61st in receiving yards per game and 91st in receptions per game in 2008.
- With seven touchdown receptions last season, Floyd (who holds the record for most TD receptions by a freshman) is tied for ninth place on the Irish single-season list (Tom Gatewood, 1970).
- With 69 receiving yards against Boston College on Nov. 8, 2008, Floyd broke Tony Hunter's previous school record (690) for receiving yards by a freshman.
- With his second reception against Pittsburgh on Nov. 1, 2008, Floyd established a school record for receptions by a Notre Dame freshman. He broke current WR Duval Kamara's record of 32 catches in 2007.
- Floyd finished the game against the Panthers with 10 receptions for 100 yards, which was the most catches by an Irish player since Rhema McKnight had 10 receptions against Army in 2006.
- Floyd's touchdown catch against Washington on Oct. 25, 2008 broke the Notre Dame record for TD receptions by a freshman (WR Duval Kamara had four in 2007).
- Became the first Notre Dame wideout to eclipse 100 yards in consecutive weeks since Jeff Samardzija on Nov. 4 (North Carolina) and Nov. 11 (Air Force) of 2006.
- Became the first Irish freshman wide receiver with consecutive 100-yard receiving games since Joe Howard on Oct. 31 (Navy) and Nov. 7 (Georgia Tech) of 1981 -- just the second ever to accomplish the feat.
- Floyd is the fourth different freshman in the last 20 years whose first career catch was a touchdown. The others were Raghib "Rocket" Ismail and Derek Brown in 1988, and Derrick Mayes in 1992 -- mighty impressive company for Floyd to join.
- Floyd was having one of the top receiving seasons by any true freshman across the country in NCAA FBS (stats entering Notre Dame's game against Navy when Floyd was injured on the third play from scrimmage blocking down field).

Receptions Per Game (True Freshman)

Name, School	Rec.	Yds	Avg.	TD	Rec./G
DeAndre Brown, Southern Miss.	67	1,117	16.67	12	5.15
Jeff Fuller, Texas A&M	50	630	12.60	9	4.55
Martavious Odoms, Michigan	49	443	9.04	0	4.45
*Michael Floyd, Notre Dame	48	719	14.98	7	4.36
A.J. Green, Georgia	56	963	17.20	8	4.31

Receiving Yards Per Game (True Freshman)

Name, School	Rec.	Yds	Avg.	TD	Avg./G
DeAndre Brown, Southern Miss	67	1,117	16.67	12	85.92
T.Y. Hilton, Florida International	41	1,013	24.71	7	84.42
A.J. Green, Georgia	56	963	17.20	8	74.08
*Michael Floyd, Notre Dame	48	719	14.98	7	65.36
Julio Jones, Alabama	58	924	15.93	4	66.00
Jeff Fuller, Texas A&M	50	630	12.60	9	57.27

*Floyd missed two entire games and all but three plays on a third game.

► Freshman WR Michael Floyd had already eclipsed the rookie receiving marks in receptions, receiving yards and touchdowns.

Player (Year)

Player (Year)	Rec.	Yds.	Avg.	TD
Michael Floyd (2008)	48	719	14.98	7
Duval Kamara (2007)	*32	357	11.2	*4
Tony Hunter (1979)	27	*690	25.6	2

* previous Notre Dame rookie single-season records

► Here is a look at how Floyd's freshman season rated against the rookie campaigns of Notre Dame's top five all-time leaders in career receptions (does not include Tom Gatewood [1968] or Jim Seymour [1965], who were not eligible to play as freshmen).

Player (Year)

Player (Year)	Rec.	Yds.	Avg.	TD
*Michael Floyd (2008)	48	719	15.0	7
Jeff Samardzija (2003)	7	53	7.6	0
Rhema McKnight (2002)	9	91	10.1	0
Tim Brown (1984)	28	340	12.1	1
Maurice Stovall (2002)	18	312	17.3	3
Derrick Mayes (1992)	10	272	27.2	3

5

ARMANDO ALLEN JR.

Opa Locka, Fla. (Hialeah-Miami Lakes)

Birthdate: 4-30-89



Halfback	JR	5-10	200
----------	----	------	-----

Allen's Career Highs

<p>Carries – 19, Pittsburgh (11.1.08)</p> <p>Longest Rush – 21, three times</p> <p>Receptions – 9, at Boston College (11.8.08)</p> <p>Longest Reception – 21, Stanford (10.4.08)</p> <p>Kickoff Returns – 6, Air Force (11.10.07)</p> <p>Longest Kickoff Return – 96, vs. Hawai'i (12.24.08)</p> <p>Punt Returns – 3, at Michigan State (9.20.08)</p> <p>Longest Punt Return – 22, San Diego State (9.6.08)</p>	<p>Rushing Yards – 134, Purdue (9.27.08)</p> <p>Rushing TDs – 1, twice</p> <p>Receiving Yds – 66, Stanford (10.4.08)</p> <p>Receiving TDs – 1, three times</p> <p>Kickoff Return Yds – 147, at Michigan State (9.20.08)</p> <p>Kickoff Return TDs – 1, vs. Hawai'i (12.24.08)</p> <p>Punt Return Yds – 35, San Diego State (9.6.08)</p> <p>Most All-Purpose Yds – 247, Purdue (9.27.08)</p>
---	---

Career

Lightning-quick running back who is one of the fastest players on the football team ... used in a variety of ways during his first two seasons including as a rusher, receiver and punt and kickoff returner ... recorded team-high 2,725 combined all-purpose yards (109.0 yards per game) from 2007-08 ... registered 933 career rushing yards on 220 carries and has three career rushing touchdowns ... ranks second all-time among Notre Dame running backs with 74 career receptions (25 catches behind Darius Walker's record) ... tallied 479 receiving yards and three TDs for the Irish over 2007-08 ... ranks third at Notre Dame with 54 career kickoff returns and is fourth in kickoff return yards at Notre Dame with 1,247 ... started 12 of the 25 games he has appeared in ... named by Phil Steele as the 47th-best running back and 17th-best kickoff returner in the country for 2009.

Allen's Career Stats

Year	Rushing					Receiving					
	G-S	Att	Yds	Avg	TD	LG	Rec	Yds	Avg	TD	LG
2007	12-4	86	348	4.0	0	15	24	124	5.2	1	16
2008	13-8	134	585	4.4	3	21	50	355	7.1	2	41
2009											
Total	25-12	220	933	4.2	3	21	74	479	6.5	3	41

Year	Kickoff Return					All-Purpose				
	Ret	Yds	Avg	TD	LG	Rush	Rec	PR	KR	Avg/G
2007	33	704	21.3	0	38	348	124	0	704	98.0
2008	21	543	25.9	1	96	585	355	66	543	119.2
2009										
Total	54	1247	23.1	1	96	933	479	66	1247	109.0

Allen's Game-by-Game

2009	Rushing					Receiving				
	Att	Yds	Avg	LG	TD	Rec	Yds	Avg	TD	LG
NEV (9.5)										
at UM (9.12)										
MSU (9.19)										
at PUR (9.26)										
WASH (10.3)										
USC (10.17)										
BC (10.24)										
vs. WSU (10.31)										
NAVY (11.7)										
at PITT (11.14)										
UCONN (11.21)										
at STAN (11.28)										

* - games started

2009	Punt Returns					Kickoff Returns				
	Att	Yds	Avg	LG	TD	Att	Yds	Avg	TD	LG
NEV (9.5)										
at UM (9.12)										
MSU (9.19)										
at PUR (9.26)										
WASH (10.3)										
USC (10.17)										
BC (10.24)										
vs. WSU (10.31)										
NAVY (11.7)										
at PITT (11.14)										
UCONN (11.21)										
at STAN (11.28)										

* - games started

Tidbits


- ▶ Allen had 50 receptions in 2008 which ranked second-most by an Irish running back in single-season history. Allen's 74 career receptions also rank second-best in career history for Notre Dame running backs. He trails Darius Walker (109, 2004-06) for the school record.
- ▶ Allen had 1,549 all-purpose yards in 2008, which ranked second on the team and 10th in single-season Irish history.
- ▶ Allen's nine receptions at Boston College on Nov. 8, 2008 were not only a career-best, but were also the most ever by an Irish running back in a single game.
- ▶ Allen eclipsed 130 all-purpose yards in six of Notre Dame's 13 games in 2008.
- ▶ Allen registered his second career multi-touchdown game in the 49-21 rout of Hawai'i in the 2008 Hawai'i Bowl.
- ▶ Allen eclipsed the 150 all-purpose yards against Hawai'i for the seventh time in his career and fifth time in 2008.
- ▶ Allen rushed for a career-best 134 yards in the 38-21 victory over Purdue on Sept. 27, 2008. He averaged 7.9 yards per carry (the 7.9 per carry average was the highest for a Notre Dame player since Darius Walker averaged 10.2 against Air Force on Nov. 11, 2006).
- ▶ Allen totaled a career-high 247 all-purpose yards against the Boilermakers (-1 on punt returns, 105 on kick returns, 134 in rushing and nine in receiving).
- ▶ Prior to the meeting with Purdue, Allen's longest career run was 15 yards, but he had five runs of longer than 15 yards against the Boilermakers.
- ▶ Eclipsed 100 yards against the Boilermakers for the first time in his career (previous career-high was 91 yards against Navy on Nov. 3, 2008).
- ▶ The 247 all-purpose yards against Purdue were the most by an Irish player since Julius Jones had 255 against Pittsburgh in 2003 (rushed for 262 yards).

Most All-Purpose Yards In Single-Game History

	Total	Rush	Rec.	PR	KR	Year (Opponent)
1. Willie Maher	361	107	-	80	174	1923 (Kalamazoo)
2. George Gipp	357	150	-	50	157	1920 (Army)
3. Tim Brown	294	15	126	21	132	1987 (Boston College)
4. Tim Brown	284	19	184	-	81	1986 (Navy)
5. Jim Seymour	276	-	276	-	-	1966 (Purdue)
6. Tim Brown	275	-4	72	150	57	1987 (Michigan State)
7. Raghib Ismail	268	100	24	-	144	1990 (Miami, Fla.)
8. Vagas Ferguson	263	255	8	-	-	1978 (Georgia Tech)
9. Phil Carter	257	254	3	-	-	1980 (Michigan State)
10. Julius Jones	255	262	-7	-	-	2003 (Pittsburgh)
-- Armando Allen	247	134	9	-1	105	2008 (Purdue)

7

JIMMY CLAUSEN



Westlake Village, Calif. (Oaks Christian)
Birthdate: 9-21-87

Quarterback
JR
6-3
223

Clausen's Career Highs

Carries – 11, at North Carolina (10.11.08)
Longest Rush – 11, Duke (11.17.07)
Pass Completions – 31, at North Carolina (10.11.08)
Longest Completion – 69, vs. Hawai'i (12.24.08)
Rushing TDs – 1, twice

Rushing Yards – 19, at Boston College (11.8.08)
Pass Attempts – 48, at North Carolina (10.11.08)
Passing Yards – 401, vs. Hawai'i (12.24.08)
Passing TDs – 5, vs. Hawai'i (12.24.08)
Interceptions – 4, Boston College (11.8.08)

Career

Enters his junior season on the heels of his best game in a Notre Dame uniform ... looks to maintain the momentum generated in the Sheraton Hawai'i Bowl into the offseason and continue his ascent up the Irish record books in 2009 ... has completed 406 of 685 passes (59.3 percent) for 4,426 yards with 32 touchdowns and 23 interceptions while starting 22 of 23 games played in Irish career ... ranks second all-time in school history averaging 192.4 passing yards per game ... on Notre Dame's career passing charts, ranks second in completion percentage, fourth in completions, fifth in attempts, fifth in TD passes and sixth in passing yards ... ranked by Phil Steele as the 10th-best quarterback in the nation for 2009.

Clausen's Career Stats

Year	G-S	Passing					Rushing				
		Comp	Att	INT	Pct	Yds	TD	Att	Yds	Avg	TD
2007	10-9	138	245	6	56.3	1254	7	62	-187	-3.0	2
2008	13-13	268	440	17	60.9	3172	25	54	-73	-1.4	0
2009											
Total	23-22	406	685	23	59.3	4426	32	116	-260	-2.2	2

Clausen's Game-by-Game

2009	Passing							Rushing			
	Comp	Att	Pct	Yds	LG	TD	INT	Att	Yds	LG	TD
NEV (9.5)											
at UM (9.12)											
MSU (9.19)											
at PUR (9.26)											
WASH (10.3)											
USC (10.17)											
BC (10.24)											
vs. WSU (10.31)											
NAVY (11.7)											
at PITT (11.14)											
UCONN (11.21)											
at STAN (11.28)											

* - games started

Tidbits

- ▶ Despite being just halfway through his college career, Clausen has moved into the top-10 in almost all Notre Dame passing lists.
- ▶ Clausen already ranks in the top-five in eight categories including passing yards per game (second – 192.3 yards) completion percentage (second – 59.3 percent), completions (fourth – 406), attempts (fifth – 685) and passing touchdowns (32 TDs). He also ranks sixth in school history in career passing yards (4,426 yards) and lowest interception percentage (3.35 percent).
- ▶ Here is a quick comparison of Clausen's sophomore stats against the previous top sophomore final passing seasons by Notre Dame quarterbacks in school history:

	Jimmy Clausen	Brady Quinn	Ron Powlus
Completions	268	191	124
Attempts	440	353	217
Completion Percentage	60.9%	54.1%	57.1%
Passing Yards	3,172	2,586	1,853
Touchdowns	25	17	12
Interceptions	17	10	7
Passing Yards Per Game	244.0	215.5	185.3
Efficiency Rating	132.5	125.9	140.7

- ▶ Clausen has now made 22 career starts for Notre Dame. Here is an interesting look at his noticeable improvement:

	First 11 Starts	Last 11 Starts
Completions	165	226
Attempts	294	363
Completion Percentage	56.1%	62.3%
Passing Yards	1,604	2,747
Touchdowns	12	20
Interceptions	10	13
Passing Yards Per Game	145.8	249.7
Efficiency Rating	108.6	136.8

- ▶ No Notre Dame freshman quarterback had ever started his first game for the Irish prior to the fourth week of the season until Clausen opened under center in the second game of the 2007 season at Penn State. Clausen started nine games for the Irish and etched his name throughout the Notre Dame record books. He equaled the school record for starts by an Irish freshman quarterback and finished second on the following freshman quarterback single-season lists: passing yards, completions and completion percentage.
- ▶ Clausen started all 13 games at quarterback for the Irish in 2008 and recorded the third-most prolific passing season in Notre Dame history. He completed 268 of his 440 pass attempts (60.9 pct) for 3,172 passing yards (244.0 yards per game) on the year and tossed 25 touchdowns. Clausen established records for every major passing category by a sophomore Notre Dame quarterback. The only better statistical seasons were Brady Quinn in 2005 and 2006. He ranked 43rd in passing efficiency nationally at 132.49 and ranked 40th in total offense at 238.38.
- ▶ Clausen completed 22 of 26 passes for 401 yards and five TDs with no interceptions vs. Hawai'i in the Sheraton Hawai'i Bowl. He set individual career bests in completion percentage (84.6 percent), passing yards (401) and TD passes (five). Clausen's statistics also helped set Notre Dame team bowl records in points (49), passing yards (413), passing touchdowns (five) and total yards (478). His passing yards, passing touchdowns and completion percentage were individual bowl records for the Irish. Clausen's completion percentage was the second best by any quarterback at any school in bowl game history.
- ▶ Clausen is only the second Notre Dame quarterback to throw for at least 20 touchdowns in a season (Brady Quinn in 2005 and 2006).
- ▶ Clausen closed the 2008 season with 268 completions, 440 pass attempts, 3,172 yards and 25 touchdowns. He ranked third in single-season Notre Dame history in all three categories. He ranked in the top-five in eight single-season categories including attempts (third), attempts per game (third – 33.8), completions (third), completions per game (third – 20.6), completion percentage (fifth – 60.9 percent), passing yards (third), passing yards per game (244.0 – third) and touchdown passes (third).
- ▶ The Irish had only six passing plays of 30 yards or longer over the entire 2007 season. Clausen had 25 in 2008.
- ▶ The 84.6% completion percentage by Clausen against Hawai'i was the best by an Irish quarterback since Jarious Jackson completed 85.7% of his passes against Navy on Nov. 14, 1998. In fact, Clausen's outing ranks as the fifth-best completion percentage in single-game Notre Dame history.


Completion Percentage - Game

1. Steve Beuerlein	90.9	vs. Colorado, Sept. 22, 1984
2. Rick Slager	85.7	at Northwestern, Sept. 25, 1976
Rick Mirer	85.7	at Purdue, Sept. 28, 1991
Jarious Jackson	85.7	vs. Navy, Nov. 14, 1998
5. Jimmy Clausen	84.6	vs. Hawai'i, Dec. 24, 2008
6. Jimmy Clausen	83.3	vs. Navy, Nov. 15, 2008
7. Bob Williams	81.3	at Michigan State, Nov. 5, 1949
8. Brady Quinn	80.5	at Purdue, Oct. 1, 2005

- ▶ Clausen had 43 completions of over 20 yards last season. He connected on just 13 in 10 games as a freshman in 2007.
- ▶ Clausen threw a touchdown pass in 10 of 13 games for the Irish last season and 12 of his last 16 games.
- ▶ Clausen has registered multi-touchdown passing games 10 times over Notre Dame's last 15 games.
- ▶ Eclipsed 200 yards passing for the 11th time in his career against Hawai'i (all in the last 16 games).
- ▶ Clausen attempted 43 passes against Pittsburgh on Nov. 1, 2008 without an interception. The 43 pass attempts were the fifth-most in single-game school history without a pick. Interestingly, Clausen has three of the top seven-best games in terms of most passes in a single game without an interception and each has come in Notre Dame's last 15 games.
- ▶ He threw at least three touchdown passes five times in 2008 and seven times in his career -- all over Notre Dame's last 16 games.
- ▶ He surpassed the 300-yard passing barrier three times last season.
- ▶ Clausen set career-highs in completions (31) and attempts (48) against North Carolina on Oct. 11, 2008. The 31 completions are the fourth-most, the 48 attempts are tied for sixth-most and the 383 yards are eighth-most in Notre Dame single-game history.
- ▶ Clausen bested his career-high in passing yards three straight weeks (Purdue, Stanford and North Carolina).
- ▶ Clausen went 132 passes without an interception over one stretch in 2008, which was the second longest in school history by a Notre Dame quarterback (only Brady Quinn's 226 straight passes without an interception during the 2006 season was longer).
- ▶ Threw for a total of 730 yards over Notre Dame's two games against Stanford (347) and North Carolina (383). It was the most passing yards by a Notre Dame quarterback in consecutive weeks since Brady Quinn totaled 814 in victories over Washington and Purdue during the 2005 season (487 vs. Michigan State and 327 at Washington).

9 KYLE RUDOLPH

Cincinnati, Ohio (Elder)
Birthdate: 11-9-89



Tight End

SO

6-6

260

Rudolph's Career Highs

Receptions – 5, Stanford (10.4.08) **Receiving Yards** – 78, vs. Hawai'i (12.24.08)
Longest Reception – 29, vs. Hawai'i (12.24.08) **Receiving TDs** – 1, twice

Career

Tremendous young player became the first tight end in school history to start every game as a freshman ... caught 29 passes for 340 yards and two touchdowns ... established freshman receiving records at Notre Dame for total receptions and receiving yards in a season ... registered a career-long catch of 29 yards during his first season with the Irish ... enters 2009 atop a talented Notre Dame tight end depth chart with Mike Ragone, walk-on Bobby Burger and freshmen Tyler Eifert and Jake Golic.

Rudolph's Career Stats

Year	G-S	Receiving		Avg	TD	LG
		Rec	Yds			
2008	13-13	29	340	11.7	2	29
2009						
Total	13-13	29	340	11.7	2	29

Rudolph's Game-by-Game

2009	Receiving		Avg	TD	LG
	Rec	Yds			
NEV (9.5)					
at UM (9.12)					
MSU (9.19)					
at PUR (9.26)					
WASH (10.3)					
USC (10.17)					
BC (10.24)					
vs. WSU (10.31)					
NAVY (11.7)					
at PITT (11.14)					
UCONN (11.21)					
at STAN (11.28)					

* - games started

Tidbits

- ▶ The Irish figured to struggle to find an immediate replacement in 2008 for John Carlson, one of the most prolific tight ends in school history. Carlson started each of the last 23 games in which he appeared and recorded the second-most receptions (100) and third-most receiving yards (1,093) for a career by a Notre Dame tight end.
- ▶ Kyle Rudolph has exploded onto the scene. A USA Today first-team All-American and considered by most recruiting sites as the top tight end in the nation, Rudolph started all 13 games last season and became the first Notre Dame rookie tight end to ever start a season opener.
- ▶ Rudolph recorded single-game highs in both receptions (5) and receiving yards (70) against Stanford on Oct. 4, 2008. Rudolph also added his second career touchdown reception against the Cardinals.
- ▶ With his first reception against Pittsburgh on Nov. 1, 2008, Rudolph established a new school record for receptions by a Notre Dame freshman tight end. He broke Ken McAfee's record of 14 catches in 1974.
- ▶ With his 12-yard reception against Syracuse on Nov. 22, 2008 midway through the second quarter, Rudolph eclipsed Dean Masztak's school record for most receiving yards by a freshman tight end. Masztak had 236 yards receiving on 13 receptions in 1978.
- ▶ Rudolph owns the school record for rookie tight ends in both receptions (29) and receiving yards (340).
- ▶ Rudolph caught four passes for a career-high 78 yards in the Hawai'i Bowl victory. He had a 29-yard reception against the Warriors to set a new career-long reception.

▶ Here is how Rudolph's season compared to three other outstanding Notre Dame rookie tight ends (Brown and McAfee each were named first team All-Americans later in their career).


Player (Year)	Rec.	Yds.	Avg.	TD
Kyle Rudolph (2008)	*29	*340	11.7	2
Ken McAfee (1974)	14	146	10.4	1
Dean Masztak (1978)	13	236	18.2	0
Derek Brown (1988)	12	150	12.5	*3
Jabari Holloway (1997)	8	144	18.0	1

* Notre Dame rookie single-season TE records

- ▶ Rudolph became the first Irish freshman tight end to record a touchdown reception in 11 years in the victory over Purdue. Jabari Holloway was the last Notre Dame tight end to do so in a 33-15 loss at Stanford in 1997. He broke the drought with his five-yard grab of a Jimmy Clausen pass in the third quarter as the Irish extended their lead to 28-14 over the Boilermakers.
- ▶ Rudolph is the first Notre Dame rookie tight end to haul in touchdown passes in consecutive weeks (Purdue and Stanford) since Derek Brown did during the 1988 season. Ironically enough, Brown also did it in victories over both Purdue and Stanford.
- ▶ Rudolph was held without a catch in the victory over Washington. It marked just the second time that season (Michigan being the other game) in which he failed to make a reception.

18 DUVAL KAMARA

Jersey City, N.J. (Hoboken)
Birthdate: 3-1-89



Wide Receiver

JR

6-5

219

Kamara's Career Highs

Receptions – 6, twice **Receiving Yards** – 93, at Stanford (11.24.07)
Longest Reception – 35, at Stanford (11.24.07) **Receiving TDs** – 2, Navy (11.3.07)

Career

Notre Dame's biggest wide receiver has played in 24 games the past two seasons and started 14 contests ... ranks third on the Irish since 2007 with 52 receptions for 563 yards and five touchdowns ... set school records for receptions and receiving yards by an Irish rookie in 2007 (both marks broken in 2008 by Michael Floyd) ... has one career multi-touchdown game ... key member of talented group of receivers on Irish roster that are ranked as the best in the nation by Phil Steele, second-best by Athlon and fourth by Lindy's ... he is ranked as the 22nd-best receiver in the nation by Phil Steele.

Kamara's Career Stats

Year	G-S	Receiving		Avg	TD	LG
		Rec	Yds			
2007	11-5	32	357	11.2	4	35
2008	13-9	20	206	10.3	1	28
2009						
Total	24-14	52	563	10.8	5	35


Kamara's Game-by-Game

2009	Receiving		Avg	TD	LG
	Rec	Yds			
NEV (9.5)					
at UM (9.12)					
MSU (9.19)					
at PUR (9.26)					
WASH (10.3)					
USC (10.17)					
BC (10.24)					
vs. WSU (10.31)					
NAVY (11.7)					
at PITT (11.14)					
UCONN (11.21)					
at STAN (11.28)					

* - games started

23

GOLDEN TATE



Hendersonville, Tenn. (Hendersonville)
Birthdate: 8-2-88

Wide Receiver

JR

5-11

195

Tate's Career Highs

Receptions – 5, Stanford (10.4.08)	Receiving Yards – 78, vs. Hawai'i (12.24.08)
Carries – 2, at Washington (10.25.08)	Rushing Yards – 24, at Michigan State (9.20.08)
Longest Rush – 24, at Michigan State (9.20.08)	Rushing TDs – 1, at Washington (10.25.08)
Receptions – 7, Syracuse (11.22.08)	Receiving Yards – 177, vs. Hawai'i (12.24.08)
Longest Reception – 69, vs. Hawai'i (12.24.08)	Receiving TDs – 3, vs. Hawai'i (12.24.08)
Longest Kickoff Return – 40, at Michigan (9.15.07)	Kickoff Return Yards – 133, at Michigan (9.15.07)
Kickoff Returns – 5, twice	Longest Punt Return – 42, at Boston College (11.8.08)
Punt Return Yards – 50, vs. Navy (11.15.08)	Punt Returns – 6, vs. Navy (11.15.08)
Most All-Purpose Yards – 223, Syracuse (11.22.08)	

Career

One of the most electrifying wide receivers for the Irish in recent memory blossomed into the top playmaker on the team in 2008 ... provides Notre Dame's offense with a bona fide threat to score every time the ball is in his hands ... has caught 64 passes for 1,211 yards (18.9 average) and 11 touchdowns, tops on the Irish the last two seasons ... already ranks 10th all-time at Notre Dame in touchdown receptions ... gained at least 100 receiving yards in six games during his career, tied for fifth-most in school history with Jim Seymour and Tim Brown ... recorded 22 receptions of at least 20 yards in his first two seasons and 17 catches have gained at least 30 yards ... gained 41 rushing yards on six carries with one TD and has averaged 20.7 yards on 41 kickoff returns ... ranks eighth in kickoff returns and ninth in kickoff return yardage in program history ... tallied 2,215 all-purpose yards ... missed most of spring practices due to his starting left fielder role on the Notre Dame baseball team.

Tate's Career Stats

Year	Receiving					Rushing					
	G-S	Rec	Yds	Avg	TD	LG	Att	Yds	Avg	TD	LG
2007	12-2	6	131	21.8	1	43	1	4	4.0	0	4
2008	13-8	58	1080	18.6	10	69	5	37	7.4	1	24
2009											
Total	25-10	64	1211	18.9	11	69	6	41	6.8	1	24

Year	Kickoff Return				All-Purpose					
	Ret	Yds	Avg	TD	LG	Rush	Rec	PR	KR	Avg/G
2007	15	326	21.7	0	40	4	131	0	326	38.4
2008	26	521	20.0	0	30	37	1080	116	521	134.9
2009										
Total	41	847	20.7	0	40	41	1211	116	847	88.6

Tate's Game-by-Game

2009	Rushing			Receiving						
	Att	Yds	Avg	LG	TD	Rec	Yds	Avg	TD	LG
NEV (9.5)										
at UM (9.12)										
MSU (9.19)										
at PUR (9.26)										
WASH (10.3)										
USC (10.17)										
BC (10.24)										
vs. WSU (10.31)										
NAVY (11.7)										
at PITT (11.14)										
UCONN (11.21)										
at STAN (11.28)										

* - games started

Tidbits

- ▶ Golden Tate ranked 28th in the NCAA FBS in receiving yards per game (83.08) and tied for 83rd in receptions per game (4.46).
- ▶ Tate also tied for 16th in the nation with 10 receiving touchdowns.

▶ Among players with at least 4.46 receptions per game last season, Tate ranked second in the NCAA FBS with a 18.62 per reception average.

Name, School	Rec.	Yds	Rec./G	Avg./Rec.
Marko Mitchell, Nevada	61	1,141	4.69	18.70
Golden Tate, Notre Dame	58	1,080	4.46	18.62
Hakeem Nicks, North Carolina	68	1,222	5.23	17.97
Aldrick Robinson, SMU	59	1,047	5.90	17.75
Rashaun Greer, Colorado State	63	1,114	4.85	17.68

▶ Tate led the Irish in all-purpose yards (1,754), receptions (10), receiving yards (1,080), receiving touchdowns (10) and total touchdowns (11). His 1,754 all-purpose yards ranked third in Irish history. Tate's 58 catches tied him for seventh-most in a season at Notre Dame and his 1,080 receiving yards were the fifth-most in Irish history. He tallied five games with at least 100 receiving yards – tied for third-most in a season. Tate registered 18 receptions of at least 20 yards and 15 receptions of at least 30 yards. His 10 TD catches were the sixth-most in a Notre Dame season.

▶ Tate totaled 203 all-purpose yards (177 receiving, 17 kick, nine punt) and three touchdowns in the 49-21 rout of Hawai'i in the 2008 Hawai'i Bowl. His 177 receiving yards and three TDs were career-bests. One of his touchdowns went for 69 yards, which was the longest play from scrimmage on the year for the Irish and longest of Tate's career. Tate set school bowl game record for receiving yards and receiving touchdowns.

▶ Tate set a then career-high with 146 yards receiving and two receiving touchdowns in the home finale against Syracuse on Nov. 22, 2008. He registered a career-best 223 all-purpose yards against the Orange.

▶ With another 100-yard receiving game against Hawai'i on Dec. 24, Tate became the seventh Irish wide receiver to ever record six or more 100-yard receiving games in a career.

▶ Tate also became the third Notre Dame wideout to ever have five or more 100 yard receiving games in the same season.

Games with 100 Yards - Season

- Tom Gatewood, Jr. 8 (1970)
- Maurice Stovall, Sr. 6 (2005)
- Golden Tate, So.** **5 (2008)**
Jeff Samardzija, Jr.
- Michael Floyd, Fr. 4 (2008)
- Jeff Samardzija, Sr. 4 (2006)
- Tom Gatewood, So. 4 (1969)

Games with 100 Yards - Career

- Tom Gatewood 13 (1969-71)
- Derrick Mayes 9 (1992-95)
- Jeff Samardzija 9 (2003-06)
- Maurice Stovall 7 (2002-05)
- Golden Tate** **6 (2007-)**
Jim Seymour 6 (1966-68)
- Tim Brown 6 (1984-87)

▶ Tate had 1,080 yards receiving on 58 catches in 2008. Here is how Tate compared to the 10 previous top single seasons in receiving:

Player (Year)	Rec.	Yds.	Avg.	TD
Jeff Samardzija (2005)	77	1,249	16.2	15
Maurice Stovall (2005)	69	1,149	16.7	11
Tom Gatewood (1970)	77	1,123	14.6	7
Jack Snow (1964)	60	1,114	18.6	9
Golden Tate (2008)	58	1,080	18.6	10
Jeff Samardzija (2006)	78	1,017	13.0	12
Tim Brown (1986)	45	910	20.2	5
Rhema McKnight (2006)	67	907	13.5	15
Derrick Mayes (1995)	48	881	18.4	6
Jim Seymour (1966)	48	862	18.0	8

▶ Tate became the sixth Notre Dame wideout to ever surpass 1,000 receiving yards in a single season:

Player (Year)	Rec.	Yds.	Avg.	TD
Jeff Samardzija (2005)	77	1,249	16.2	15
Maurice Stovall (2005)	69	1,149	16.7	11
Tom Gatewood (1970)	77	1,123	14.6	7
Jack Snow (1964)	60	1,114	18.6	9
Golden Tate (2008)	58	1,080	18.6	10
Jeff Samardzija (2006)	78	1,017	13.0	12

▶ Registered a career-best 223 all-purpose yards in the home finale against Syracuse on Nov. 22, 2008. He eclipsed 185 all-purpose yards in six games in 2008.

Most All-Purpose Yards In Single-Season History

	Total	Rush	Rec.	PR	KR	Year
1. Tim Brown*	1937	254	910	75	698	1986
2. Tim Brown	1847	144	846	401	456	1987
3. Golden Tate	1754	37	1080	116	521	2008
4. Raghbi Ismail	1723	537	699	151	336	1990
5. Allen Pinkett	1682	1394	288	-	-	1983
6. Darius Walker	1658	1267	391	-	-	2006
7. Raghbi Ismail	1628	478	535	502	113	1989
8. Autry Denson	1627	1179	111	196	141	1996
9. Autry Denson	1604	1268	175	68	93	1997
10. Armando Allen	1549	585	355	66	543	2008

*Brown also holds season per game record at 176.1 (1937 in 11)

25 JONAS GRAY



Pontiac, Mich. (Detroit Country Day School)
 Birthdate: 6-27-90

Halfback 50 5-10 220

Gray's Career Highs

Carries – 9, at Washington (10.25.08) **Rushing Yards** – 61, at Washington (10.25.08)
Longest Rush – 19, at Washington (10.25.08) **Kickoff Returns** – 1, twice
Kickoff Return Yards – 5, at UNC (10.11.08) **Longest Kickoff Return** – 5, at UNC (10.11.08)

Career

Young, powerful and quick running back has shown flashes of excellence early on for the Irish in limited playing time ... enters 2009 competing for playing time and carries in a talented Irish backfield with James Aldridge, Armando Allen and Robert Hughes ... rushed the ball for 90 yards on 21 carries (4.3 avg.) offensively ... made 36 appearances on special teams.

Gray's Career Stats

Year	G-S	Rushing					Receiving				
		Att	Yds	Avg	TD	LG	Rec	Yds	Avg	TD	LG
2008	7-0	21	90	4.3	0	19	0	0	0.0	0	0
2009											
Total	7-0	21	90	4.3	0	19	0	0	0.0	0	0

Gray's Game-by-Game

2009	Rushing					Receiving				
	Att	Yds	Avg	LG	TD	Rec	Yds	Avg	TD	LG
NEV (9.5)										
at UM (9.12)										
MSU (9.19)										
at PUR (9.26)										
WASH (10.3)										
USC (10.17)										
BC (10.24)										
vs. WSU (10.31)										
NAVY (11.7)										
at PITT (11.14)										
UCONN (11.21)										
at STAN (11.28)										

* - games started

33 ROBERT HUGHES



Chicago, Ill. (Hubbard)
 Birthdate: 6-21-89

Halfback JR 5-11 234

Hughes' Career Highs

Carries – 19, Michigan (9.13.08) **Rushing Yards** – 136, at Stanford (11.24.07)
Longest Rush – 45, at Stanford (11.24.07) **Rushing TDs** – 2, Michigan (9.13.08)
Kickoff Returns – 2, twice **Kickoff Return Yards** – 18, at Purdue (9.29.07)
Longest Kickoff Return – 15, Michigan State (9.22.07) **Receptions** – 3, three times
Receiving Yards – 32, San Diego State (9.6.08) **Longest Reception** – 15, at North Carolina (10.11.08)

Career

Punishing running back who also can be a receiving threat out of the backfield ... started four of the 23 games he has appeared in and tallied 676 yards on 165 carries (4.1 avg.) with eight touchdowns ... added 17 receptions for 110 yards through his first two seasons ... recorded two 100-yard rushing games and one multi-touchdown game ... enters 2009 in talented competition with classmate Armando Allen and Jonas Gray for the starting halfback position.

Hughes' Career Stats

Year	G-S	Rushing					Receiving				
		Att	Yds	Avg	TD	LG	Rec	Yds	Avg	TD	LG
2007	11-1	53	294	5.5	4	45	3	17	5.7	0	13
2008	12-3	112	382	3.4	4	18	14	93	6.6	0	15
2009											
Total	23-4	165	676	4.1	8	45	17	110	6.5	0	15

Hughes' Game-by-Game

2009	Rushing					Receiving				
	Att	Yds	Avg	LG	TD	Rec	Yds	Avg	TD	LG
NEV (9.5)										
at UM (9.12)										
MSU (9.19)										
at PUR (9.26)										
WASH (10.3)										
USC (10.17)										
BC (10.24)										
vs. WSU (10.31)										
NAVY (11.7)										
at PITT (11.14)										
UCONN (11.21)										
at STAN (11.28)										

* - games started

34 JAMES ALDRIDGE



St. Louis, Mo. (Merrillville, Ind.)
 Birthdate: 7-6-87

Fullback SR 6-0 225

Aldridge's Career Highs

Carries – 32, Navy (11.3.07) **Rushing Yards** – 125, Navy (11.3.07)
Longest Rush – 43, Michigan State (9.22.07) **Rushing TDs** – 2, at Washington (10.25.08)
Receptions – 3, at UCLA (10.6.07) **Receiving Yards** – 18, at UCLA (10.6.07)
Longest Reception – 11, at UCLA (10.6.07) **Kickoff Returns** – 1, Syracuse (11.22.08)
Kickoff Return Yards – 15, Syracuse (11.22.08) **Longest Kickoff Return** – 15, Syracuse (11.22.08)

Career

Notre Dame's leading returning rusher in terms of career carries and yards ... rushed for 962 yards during his first three seasons on 249 attempts and caught eight passes for 31 yards in his career ... tallied three rushing touchdowns, including one multi-touchdown game, in his career, all in 2008 ... played in 30 games at Notre Dame and started six contests ... member of a talented group of Irish running backs all who looked to establish themselves as the lead back last spring ... split time in the backfield in '08 with Armando Allen, Robert Hughes and Jonas Gray ... has eclipsed 100 rushing yards in a game twice in his career and has averaged at least 5.0 yards per carry in eight contests ... has displayed ability to not only run the ball effectively but also protect the quarterback against the blitz and serve as a receiving option out of the backfield ... moved to fullback in spring drills and opens training camp as the starter.

Aldridge's Career Stats

Year	G-S	Rushing					Receiving				
		Att	Yds	Avg	TD	LG	Rec	Yds	Avg	TD	LG
2006	7-0	37	142	3.8	0	13	0	0	0.0	0	0
2007	11-5	121	463	3.8	0	43	5	30	6.0	0	11
2008	12-1	91	357	3.9	3	19	3	1	0.3	0	6
2009											
Total	30-6	249	962	3.9	3	43	8	31	3.9	0	11

Aldridge's Game-by-Game

2009	Rushing					Receiving				
	Att	Yds	Avg	LG	TD	Rec	Yds	Avg	TD	LG
NEV (9.5)										
at UM (9.12)										
MSU (9.19)										
at PUR (9.26)										
WASH (10.3)										
USC (10.17)										
BC (10.24)										
vs. WSU (10.31)										
NAVY (11.7)										
at PITT (11.14)										
UCONN (11.21)										
at STAN (11.28)										

* - games started

55 ERIC OLSEN

Staten Island, N.Y. (Brooklyn Poly Prep)
Birthdate: 6-16-88

Center/Guard	SR	6-5	305
--------------	----	-----	-----

Career

Fiesty and aggressive lineman has the second-longest consecutive games started streak on the roster and has started the third-most games of any Irish player on the spring roster ... started 19 consecutive contests and played in 32 games in his career ... one of the leaders of the offensive line and moves to center from left guard for his senior year ... one of four returning starters on the offensive line and one of six linemen with starting experience.

Olsen's Career Stats

Year	G-GS	Time
2006	8-0	20:45
2007	11-6	171:45
2008	13-13	348:12
2009		
Total	32-19	540:42

59 CHRIS STEWART

Spring, Texas (Klein)
Birthdate: 9-12-87

Offensive Guard	SR	6-5	330
-----------------	----	-----	-----

Career

Settled in nicely at offensive guard for the Irish in 2008 after bouncing around for his first two seasons ... began Notre Dame career as an offensive lineman but tried playing defensive line during spring of 2007 before returning to offensive line during '07 training camp ... played in 16 games over the past two seasons and started 10 games (all in 2008) ... moves from right guard to left guard in '09 and opens the season as the starter.

Stewart's Career Stats

Year	G-GS	Time
2006	DNP	
2007	6-0	46:44
2008	10-10	242:53
2009		
Total	16-10	288:37

72 PAUL DUNCAN

Dallas, Ga. (East Paulding)
Birthdate: 6-18-87

Offensive Tackle	SR	6-7	315
------------------	----	-----	-----

Career

Veteran member of the offensive line and one of two players who return for a fifth year on the offensive side of the ball ... enjoyed a soild spring practice and enters '09 as the starter at left tackle ... started 12 of 29 career games played for the Irish including two starts at left tackle and 10 starts at right tackle ... logged 376:38 of playing time at Notre Dame ... one of six members of the Irish offensive line in '09 with starting experience.

Duncan's Career Stats

Year	G-GS	Time
2005	5-0	23:45
2006	12-0	52:09
2007	12-12	301:44
2008	DNP	
2009		
Total	29-12	376:38

74 SAM YOUNG

Coral Springs, Fla. (St. Thomas Aquinas)
Birthdate: 6-24-87

Offensive Tackle	SR	6-8	320
------------------	----	-----	-----

Career

Notre Dame's top returning offensive lineman enters his final season with the possibility of setting the school record for most starts in a career ... has started all 38 games of his career and is the only Notre Dame offensive lineman to have started every game since his freshman year ... became the first Irish offensive lineman to make his debut as a freshman in the season opener since freshmen regained eligibility in 1972 ... veteran leader of the offense has more starts under his belt than any other player on the roster ... started 28 games at right tackle and 10 games at left tackle in his career ... started the first 15 games at Notre Dame at right tackle and started all 13 games in 2008 on the right side as well ... one of four returning starters on the offensive line in 2009.

Young's Career Stats

Year	G-GS	Time
2006	13-13	289:17
2007	12-12	310:08
2008	13-13	380:41
2009		
Total	38-38	980:06

78 TREVOR ROBINSON

Elkhorn, Neb. (Elkhorn)
Birthdate: 5-16-90



Offensive Guard	SO	6-5	305
-----------------	----	-----	-----

Career


Strong, versatile offensive lineman has already appeared in 11 games early on in his Notre Dame career ... registered three starts as a freshman, logging 190:07 of playing time and making 23 appearances on special teams ... missed spring practice while recovering from an injury but opens 2009 as the starter at right guard.

Robinson's Career Stats

Year	G-S	Time
2008	11-3	190:07
2009		
Total	11-3	190:07

82 ROBBY PARRIS

Olmstead Falls, Ohio (St. Ignatius)
Birthdate: 12-3-87



Wide Receiver	SR	6-3	205
---------------	----	-----	-----

Parris' Career Highs

Receptions – 7, at Purdue (9.29.07) **Receiving Yards** – 94, Boston College (10.13.07)
Longest Reception – 35, at Penn State (9.8.07) **Receiving TDs** – 1, Boston College (10.13.07)

Career

Veteran wide receiver has 38 receptions in 19 games over the past two seasons ... played in 25 games in Irish career and started four contests ... totaled 39 receptions for 418 yards and a touchdown at Notre Dame ... member of a talented and deep wide receiver group and opens 2009 at the Z receiver position in competition with Michael Floyd and John Goodman.

Parris' Career Stats

Year	G-S	Receiving				
		Rec	Yds	Avg	TD	LG
2006	6-0	1	7	7.0	0	7
2007	12-4	29	361	12.4	1	35
2008	7-0	9	50	5.6	0	12
2009						
Total	25-4	39	418	10.7	1	35

Parris' Game-by-Game

2009	Receiving				
	Rec	Yds	Avg	TD	LG
NEV (9.5)					
at UM (9.12)					
MSU (9.19)					
at PUR (9.26)					
WASH (10.3)					
USC (10.17)					
BC (10.24)					
vs. WSU (10.31)					
NAVY (11.7)					
at PITT (11.14)					
UCONN (11.21)					
at STAN (11.28)					

* - games started

83 MIKE RAGONE

Camden, N.J. (Camden Catholic)
Birthdate: 2-18-88



Tight End	JR	6-5	251
-----------	----	-----	-----

Parris' Career Highs

Receptions – 1, Navy (11.3.07) **Receiving Yards** – 7, Navy (11.3.07)
Longest Reception – 7, Navy (11.3.07)

Career

Talented tight end recovered from '08 knee injury and along with Kyle Rudolph helps form one of the quickest tight end tandems in the nation ... will push Rudolph for the starting spot in '09 but will also add tremendous depth to an historically strong position under Charlie Weis ... appeared in 11 games as a freshman and made one reception for seven yards ... solid special teams performer having logged 113 appearances and registered six tackles.

Ragone's Career Stats

Year	G-S	Receiving				
		Rec	Yds	Avg	TD	LG
2007	11-0	1	7	7.0	0	7
2008	DNP					
2009						
Total	11-0	1	7	7.0	0	7

Ragone's Game-by-Game

2009	Receiving				
	Rec	Yds	Avg	TD	LG
NEV (9.5)					
at UM (9.12)					
MSU (9.19)					
at PUR (9.26)					
WASH (10.3)					
USC (10.17)					
BC (10.24)					
vs. WSU (10.31)					
NAVY (11.7)					
at PITT (11.14)					
UCONN (11.21)					
at STAN (11.28)					

* - games started

2 DARRIN WALLS


Pittsburgh, Pa. (Woodland Hills)
Birthdate: 6-20-88



Cornerback	SR	6-2	190
------------	----	-----	-----

8 RAESHON MCNEIL

Cooleemee, N.C. (Davie County)
Birthdate: 12-25-87



Cornerback	SR	6-0	190
------------	----	-----	-----

Walls' Career Highs

Total Tackles – 6, Duke (11.17.07) **Solo Tackles** – 4, USC (10.20.07)
Assisted Tackles – 4, Duke (11.17.07) **Tackles For Loss** – 2.0, Navy (11.3.07)
Interceptions – 1, at Penn State (9.8.07) **Longest INT Return** – 73, at Penn State (9.8.07)
INT Return TD – 73, at Penn State (9.8.07) **Forced Fumbles** – 1, twice
Pass Breakups – 2, twice

Career

One of the top defensive players on the Irish roster looks to continue his growth from his first two seasons of action ... has appeared in 20 games and started 13 contests in his Notre Dame career ... totaled 36 tackles, 2.5 tackles for loss, 10 pass breakups, one interception and two forced fumbles ... joins an experienced group of cornerbacks ... started at left cornerback as a sophomore and was used in nickel situations during freshman season.

Walls' Career Stats

Year	G-S	Tackles				Fumbles				PBU	INT
		TT	UT	AT	TFL	Scks	FF	FR			
2006	8-2	4	4	0	0.0-0	0.0-0	0	0-0	1	0-0	
2007	12-11	32	23	9	2.5-17	0.0-0	2	0-0	9	1-73	
2008					DNP						
2009											
Total	20-13	36	27	9	2.5-17	0.0-0	2	0-0	10	1-73	

Year	No.	Kickoff		TD	LG	Punt		TD	LG
		Yards	Avg.			No.	Yards		
2006	5	84	16.8	0	28	0	0.0	0	0

Walls' Game-by-Game

2009	TT	UT	AT	TFL	Scks	FF	FR	PBU	INT
NEV (9.5)									
at UM (9.12)									
MSU (9.19)									
at PUR (9.26)									
WASH (10.3)									
USC (10.17)									
BC (10.24)									
vs. WSU (10.31)									
NAVY (11.7)									
at PITT (11.14)									
UCONN (11.21)									
at STAN (11.28)									

* - games started

McNeil's Career Highs

Total Tackles – 6, twice **Solo Tackles** – 5, at North Carolina (10.11.08)
Assisted Tackles – 4, Syracuse (11.22.08) **Tackles For Loss** – 1.0, at Stanford (11.24.07)
Sacks – 1.0, at Stanford (11.24.07) **Interceptions** – 2, Pittsburgh (11.8.08)
INT Return Yards – 47, Pittsburgh (11.8.08) **Longest INT Return** – 43, Pittsburgh (11.8.08)
Pass Breakups – 3, at Boston College (11.8.08)

Career

One of Notre Dame's most experienced defensive backs will compete for the starting left cornerback position with Robert Blanton this year ... played in 35 games during his first three years with the Irish, starting 14 times ... recorded 54 tackles and a sack ... added 14 pass breakups and two career interceptions ... ranks 11th all-time in passes broken up following stellar '08 campaign where he recorded the third-most breakups in a season in school history ... quality special teams player for the Irish who has made 205 special-teams appearances.

McNeil's Career Stats

Year	G-S	Tackles				Fumbles				PBU	INT
		TT	UT	AT	TFL	Scks	FF	FR			
2006	11-0	4	2	2	0.0-0	0.0-0	0	0-0	0	0-0	
2007	11-1	9	6	3	1.0-10	1.0-10	0	0-0	3	0-0	
2008	13-13	41	28	13	0.0-0	0.0-0	0	0-0	11	2-47	
2009											
Total	35-14	54	36	18	1.0-10	1.0-10	0	0-0	14	2-47	

McNeil's Game-by-Game

2009	TT	UT	AT	TFL	Scks	FF	FR	PBU	INT
NEV (9.5)									
at UM (9.12)									
MSU (9.19)									
at PUR (9.26)									
WASH (10.3)									
USC (10.17)									
BC (10.24)									
vs. WSU (10.31)									
NAVY (11.7)									
at PITT (11.14)									
UCONN (11.21)									
at STAN (11.28)									

* - games started

Tidbits

- ▶ McNeil led Notre Dame in 2008 with 11 pass breakups, including two in the victory over Michigan, and 13 passes defended (11 PBUs and two INT).
- ▶ McNeil recorded three pass breakups in the loss at Boston College on Nov. 8, 2008. The three PBUs were the most in a game for the Irish in the Weis era. In fact, it is the most by an Irish player since Shane Walton and Gerome Sapp each had three against Florida State on Oct. 26, 2002.
- ▶ McNeil registered the most PBUs by an Irish player since Dave Waymer had 12 in 1978.

Passes Broken Up - Season

1. Clarence Ellis 13 (1969)
2. Dave Waymer 12 (1978)
3. **Raeshon McNeil 11 (2008)**
 - Tom Schoen 11 (1967)
 - Luther Bradley 11 (1973)
6. Dennis Phillips 10 (1963)
 - Tony Carey 10 (1964)
 - Tom Longo 10 (1964)
 - David Martin 10 (1966)
 - Thomas O'Leary 10 (1966)
 - Ralph Stepaniak 10 (1969)

► McNeil tied for 16th in the NCAA FBS in passes broken up in 2008. Here is that list:

Rank	Player, School	Pos.	Cl.	GP	PBU
1.	Alterraun Verner, UCLA	DB	JR	12	18
2.	Brandon Brinkley, Houston	DB	JR	13	15
	Darian Hagan, California	DB	SO	13	15
4.	Jairus Byrd, Oregon	DB	JR	13	14
	Syd'Quan Thompson, California	DB	JR	13	14
	Traye Simmons, Minnesota	DB	JR	13	14
	Jacob Lacey, Oklahoma St.	DB	SR	13	14
8.	Alphonso Smith, Wake Forest	DB	SR	13	13
	Michael Norris, UCLA	DB	SR	12	13
	Devin Ross, Arizona	DB	JR	13	13
	Allen Langford, Wisconsin	DB	SR	13	13
12.	Joshua Moore, Kansas St.	DB	SO	12	12
	David Pender, Purdue	DB	JR	12	12
	Nick Sanders, TCU	DB	JR	13	12
	Joe Haden, Florida	DB	SO	14	12
t16.	Raeshon McNeil, Notre Dame	DB	JR	13	11

9

ETHAN JOHNSON

Portland, Ore. (Lincoln)
Birthdate: 12-18-89

Defensive Tackle
SO
6-4
280

Johnson's Career Highs

Total Tackles – 5, at USC (11.29.08) **Solo Tackles** – 5, at USC (11.29.08)
Assisted Tackles – 2, Purdue (9.27.08) **QB Hurries** – 1, twice
Tackles For Loss – 2.0, vs. Hawai'i (12.24.08) **Sacks** – 2.0, vs. Hawai'i (12.24.08)
Pass Breakups – 2, at Michigan State (9.20.08)

Career

Young, strong defensive lineman that showed a tenacity to disrupt opponents in the backfield as a rookie ... came into his own toward the end of his first campaign tallying seven tackles and three sacks in the final two games alone ... played in 13 games, recording 18 tackles, five tackles for a loss, three-and-a-half sacks and two pass breakups ... slides to defensive tackle in 2009 and opens atop the depth chart.

Johnson's Career Stats

Year	G-S	Tackles				Fumbles				
		TT	UT	AT	TFL	Scks	FF	FR	PBU	INT
2008	13-4	18	9	9	5.0-21	3.5-17	0	0-0	2	0-0
2009										
Total	13-4	18	9	9	5.0-21	3.5-17	0	0-0	2	0-0

Johnson's Game-by-Game

2009	TT	UT	AT	TFL	Scks	FF	FR	PBU	INT
NEV (9.5)									
at UM (9.12)									
MSU (9.19)									
at PUR (9.26)									
WASH (10.3)									
USC (10.17)									
BC (10.24)									
vs. WSU (10.31)									
NAVY (11.7)									
at PITT (11.14)									
UCONN (11.21)									
at STAN (11.28)									

* - games started

12

ROBERT BLANTON

Matthews, N.C. (Butler)
Birthdate: 9-7-89

Cornerback
SO
6-1
185

Blanton's Career Highs

Total Tackles – 7, at USC (11.29.08) **Solo Tackles** – 7, at USC (11.29.08)
Assisted Tackles – 2, twice **Tackles For Loss** – 1.0, three times
Interceptions – 1, twice **Longest INT Return** – 47, Purdue (9.27.08)
INT Return TD – 47, Purdue (9.27.08) **Pass Breakups** – 1, three times

Career

Tremendous young player that will compete for a starting cornerback spot in the fall ... during his first year in 2008 he played in 12 contests and started the final four games ... recorded 33 tackles as a freshman, including three for a loss ... tallied two career interceptions, returning a Curtis Painter throw 47 yards for a touchdown against Purdue ... appeared on special-teams units 63 times.

Blanton's Career Stats

Year	G-S	Tackles				Fumbles				
		TT	UT	AT	TFL	Scks	FF	FR	PBU	INT
2008	12-4	33	26	7	3.0-14	0.0-0	0	0-0	3	2-47
2009										
Totals	12-4	33	26	7	3.0-14	0.0-0	0	0-0	3	2-47

Blanton's Game-by-Game

2009	TT	UT	AT	TFL	Scks	FF	FR	PBU	INT
NEV (9.5)									
at UM (9.12)									
MSU (9.19)									
at PUR (9.26)									
WASH (10.3)									
USC (10.17)									
BC (10.24)									
vs. WSU (10.31)									
NAVY (11.7)									
at PITT (11.14)									
UCONN (11.21)									
at STAN (11.28)									

* - games started

22 HARRISON SMITH

Knoxville, Tenn. (Knoxville Catholic)
Birthdate: 1-2-89



Safety	JR	6-2	207
--------	----	-----	-----

Harrison Smith's Career Highs
Total Tackles – 9, at Boston College (11.8.08) **Solo Tackles** – 7, at Boston College (11.8.08)
Assisted Tackles – 5, at Michigan State (9.20.08) **Tackles For Loss** – 2.0, at Washington (10.25.08)
Sacks – 2.0, at Washington (10.25.08) **Pass Breakups** – 2, twice
Carries – 1, twice **Rushing Yards** – 35, at Washington (10.25.08)
Longest Rush – 35, at Washington (10.25.08)

Career
 Outstanding athlete has played in 13 games (all in 2008) and registered nine starts at linebacker ... recorded 57 total tackles, including team-high 8.5 tackles for a loss and tied for team-best 3.5 quarterback sacks ... will open 2009 at free safety, where he originally started his Irish career.

Harrison Smith's Career Stats

Year	Tackles				Fumbles					
	G-S	TT	UT	AT	TFL	Scks	FF	FR	PBU	INT
2007					DNP					
2008	13-9	57	39	18	8.5-39	3.5-26	0	0-0	7	0-0
2009										
Total	13-9	57	39	18	8.5-39	3.5-26	0	0-0	7	0-0


Harrison Smith's Game-by-Game

2009	TT	UT	AT	TFL	Scks	FF	FR	PBU	INT
NEV (9.5)									
at UM (9.12)									
MSU (9.19)									
at PUR (9.26)									
WASH (10.3)									
USC (10.17)									
BC (10.24)									
vs. WSU (10.31)									
NAVY (11.7)									
at PITT (11.14)									
UCONN (11.21)									
at STAN (11.28)									

* - games started

28 KYLE MCCARTHY

Youngstown, Ohio (Cardinal Mooney)
Birthdate: 9-30-86



Safety	SR	6-1	210
--------	----	-----	-----

Kyle McCarthy's Career Highs
Total Tackles – 15, Pittsburgh (11.1.08) **Solo Tackles** – 10, San Diego State (9.6.08)
Assisted Tackles – 8, twice **Tackles For Loss** – 2.0, Pittsburgh (11.1.08)
Forced Fumbles – 1, twice **Pass Breakups** – 1, twice
Interceptions – 1, three times **Longest INT Return** – 8, at USC (11.29.08)

Career
 Approved for a fifth year by Notre Dame's Faculty Board on Athletics ... blossomed into a very dependable and reliable safety in 2008 during his first season as a full-time starter ... has appeared in all 38 games over the past three seasons

and made 14 career starts for the Irish ... key special teams player through his first two seasons and has registered team-best 500 special teams appearances at Notre Dame ... tallied 139 career tackles with 3.5 tackles for loss, three interceptions, two pass breakups and one forced fumble ... set school record for most tackles by a defensive back in a season in 2008.

Kyle McCarthy's Career Stats

Year	Tackles				Fumbles					
	G-S	TT	UT	AT	TFL	Scks	FF	FR	PBU	INT
2005					DNP					
2006	13-0	9	6	3	0.0-0	0.0-0	0	0-0	0	0-0
2007	12-1	20	11	9	0.0-0	0.0-0	1	0-0	1	1-0
2008	13-13	110	64	46	3.5-12	0.0-0	0	0-0	1	2-18
2009										
Total	38-14	139	81	58	3.5-12	0.0-0	1	0-0	2	3-18

Kyle McCarthy's Game-by-Game

2009	TT	UT	AT	TFL	Scks	FF	FR	PBU	INT
NEV (9.5)									
at UM (9.12)									
MSU (9.19)									
at PUR (9.26)									
WASH (10.3)									
USC (10.17)									
BC (10.24)									
vs. WSU (10.31)									
NAVY (11.7)									
at PITT (11.14)									
UCONN (11.21)									
at STAN (11.28)									

* - games started

Tidbits
 ▶ McCarthy became the first Notre Dame defensive back to ever reach 100 tackles in a single season in 2008. The previous school record for tackles by an Irish defensive back was 98 by Chinedum Ndukwe (2006).
 ▶ McCarthy ranked tied for 42nd in the NCAA FBS in solo tackles and 54th in total tackles last season.
 ▶ McCarthy also ranked among the top five strong safeties in the NCAA FBS in both total tackles and solo tackles per game in 2008. Here are those lists.

Total Tackles Per Game (Strong Safeties)

Name, School	Cl.	Solo	Asst.	Total	TPG
Derrick Richardson, New Mexico St.	Sr.	66	71	137	12.45
Josh Thompson, La.-Monroe	Jr.	68	40	108	9.00
Clint McPeck, New Mexico	Jr.	50	53	103	8.58
Kyle McCarthy, Notre Dame	Sr.	64	46	110	8.46
Brad Phillips, Northwestern	Jr.	56	53	109	8.38

Solo Tackles Per Game (Strong Safeties)

Name, School	Cl.	Solo	TPG
Derrick Richardson, New Mexico St.	Sr.	66	6.00
Josh Thompson, La.-Monroe	Jr.	68	5.67
Emmanuel Cook, South Carolina	Jr.	62	5.17
Kyle McCarthy, Notre Dame	Sr.	64	4.92
William Moore, Missouri	Sr.	55	4.58

Solo Tackles Per Game (Strong Safeties)

Rank	Name	Tackles
1.	Kyle McCarthy (2008)	110
2.	Chinedum Ndukwe (2006)	98
3.	David Bruton (2008)	93
4.	Steve Lawrence (1985)	92
5.	A'Jani Sanders (1999)	91
6.	David Bruton (2007)	85
7.	Brian Magee (1994)	81
	Glenn Earl (2002)	81
9.	Jim Browner (1976)	80
	Tom Zbikowski (2007)	80

▶ McCarthy eclipsed double digits in tackles four times in 2008.
 ▶ McCarthy equalled his then career-high with 14 tackles in the victory over Stanford on Oct. 4, 2008. He added his second career interception and a tackle for loss.
 ▶ McCarthy made just his second career start in the 2008 season-opening victory over San Diego State, but the Youngstown, Ohio native recorded a then career-high 14 tackles, including 10 solo stops.
 ▶ McCarthy backed up the performance with another stingy double-digit tackle effort against Michigan on Sept. 13, 2008. He totaled 10 stops.

31 SERGIO BROWN



Maywood, Ill. (Proviso East)
 Birthdate: 5-22-88

Safety SR 6-2 205

Brown's Career Highs

Total Tackles – 6, twice
Assisted Tackles – 2, San Diego State (9.6.08)
Sacks – 1.0, Stanford (10.4.08)
QB Hurries – 1, three times
Fumble Recovery – 1, Michigan (9.13.08)

Solo Tackles – 6, vs. Hawai'i (12.24.08)
Tackles For Loss – 1.0, twice
Pass Breakups – 2, twice
Blocked Punt – 1, twice

Career

Exciting defensive back that burst on to the defensive scene in 2008 after primarily participating on special teams his first two years ... can play near the line of scrimmage and blitz effectively or drop back into pass coverage ... participated in 33 contests at Notre Dame and as a junior registered six starts ... recorded 39 career tackles, including two stops for losses ... added one sack, a fumble recovery and six pass breakups in his career.

Brown's Career Stats

Year	G-S	Tackles			TFL	Fumbles			FR	PBU	INT
		TT	UT	AT		Scks	FF	FR			
2006	11-0	4	3	1	0.0-0	0.0-0	0	0-0	0	0-0	
2007	9-0	7	4	3	0.0-0	0.0-0	0	0-0	0	0-0	
2008	13-6	28	21	7	2.0-15	1.0-12	0	1-0	6	0-0	
2009											
Total	33-6	39	28	11	2.0-15	1.0-12	0	1-0	6	0-0	

Brown's Game-by-Game

2009	TT	UT	AT	TFL	Scks	FF	FR	PBU	INT
NEV (9.5)									
at UM (9.12)									
MSU (9.19)									
at PUR (9.26)									
WASH (10.3)									
USC (10.17)									
BC (10.24)									
vs. WSU (10.31)									
NAVY (11.7)									
at PITT (11.14)									
UCONN (11.21)									
at STAN (11.28)									

* - games started

37 MIKE ANELLO



Orland Park, Ill. (Sandburg)
 Birthdate: 1-20-87

Cornerback SR 5-10 180

Anello's Career Highs

Total Tackles – 4, San Diego State (9.6.08)
Assisted Tackles – 2, twice
Fumble Recovery – 1, Michigan (9.13.08)
Punt Block – 1, vs. Navy (11.15.08)

Solo Tackles – 4, San Diego State (9.6.08)
Forced Fumble – 1, twice
Pass Breakups – 1, at Washington (10.25.08)

Career

Approved for a fifth year by Notre Dame's Faculty Board on Athletics ... special-teams stalwart has become a fan favorite due to his innate playmaking ability on kickoff and punt coverage ... starting gunner on the kickoff and punt units tallied 29 total tackles over the past two seasons in 192 special-teams appearances ... recorded two forced fumbles (one punt, one kickoff) and a fumble recovery on kickoff coverage ... named to the '08 ESPN The Magazine/CoSIDA Academic All-America second team ... also added '08 ESPN The Magazine/CoSIDA Academic All-District Team for District 5 ... named to 2009 Lott Award preseason watch list.

Anello's Career Stats

Year	G-S	Tackles			TFL	Fumbles			FR	PBU	INT
		TT	UT	AT		Scks	FF	FR			
2006					DNP						
2007	8-0	6	4	2	0.0-0	0	0	0	0-0	0-0	
2008	12-0	23	15	8	0.0-0	0	0	2	1-0	1-0	
2009											
Total	20-0	29	19	10	0.0-0	0	0	2	1-0	1-0	

Anello's Game-by-Game

2009	TT	UT	AT	TFL	Scks	FF	FR	PBU	INT
NEV (9.5)									
at UM (9.12)									
MSU (9.19)									
at PUR (9.26)									
WASH (10.3)									
USC (10.17)									
BC (10.24)									
vs. WSU (10.31)									
NAVY (11.7)									
at PITT (11.14)									
UCONN (11.21)									
at STAN (11.28)									

* - games started


Tidbits

- ▶ Anello, who was awarded a scholarship during fall practice last season, has made quite a name for himself over the past two seasons. Anello joined the squad as a walk-on in 2007 and spent the entire fall camp as well as the first two weeks of the season on the scout team. After making one play after another against the Irish first team special teams unit, head coach Charlie Weis moved Anello into the starting lineup against Michigan in 2007 as a gunner.
- ▶ In that first career game against the Wolverines, Anello proceeded to make a solo tackle on his second ever play in a Notre Dame uniform. He finished the 2007 season with six tackles in eight games.
- ▶ In 2008, Anello was named to the *ESPN The Magazine/CoSIDA Academic All-District Team for District 5*. He later added *ESPN The Magazine/CoSIDA Academic All-America second team honors*.
- ▶ Anello registered his team-best 23rd special teams tackle on Notre Dame's first punt against USC on Nov. 29, 2008, but was lost for the remainder of the season after breaking his leg.
- ▶ He was tied for 10th on the Irish in tackles at the time with 23, including 15 solo stops, remarkable when you consider he plays exclusively on special teams.
- ▶ Prior to the injury, Notre Dame's opponents had a total of 72 punt (22) or kickoff (50) returns in 2008 and Anello has registered a tackle on 23 of those 72 opportunities.
- ▶ Anello recorded eight multi-tackle games in 2008.
- ▶ The special teams stalwart forced his second fumble of the season and career early in the first quarter to set up Notre Dame's first score of the afternoon against Syracuse on Nov. 22, 2008.
- ▶ Anello also got a piece of Rob Long's 25-yard punt early in the third quarter to set up another golden scoring opportunity.
- ▶ Anello had another breakthrough game against Navy. He registered a pair of tackles on special teams, including one on a kickoff inside the Navy 20-yard line. Anello also blocked his first career punt that Toryan Smith scooped up and raced 14 yards for a touchdown.
- ▶ Anello continued his tear on the opposition on punt and kickoff coverage against Michigan on Sept. 13, 2008. He registered three tackles, two solo, as well as a forced fumble and fumble recovery. Anello also nearly recovered a second Wolverine fumble on a punt.
- ▶ The fumble recovery set up another Irish score to make it 14-0 early in the first quarter.
- ▶ Anello was incredible in the season opener against San Diego State. He registered four solo tackles on special teams (two on punt return coverage and two on kickoff return coverage).

41

SCOTT SMITH

Highland Park, Ill. (Highland Park)
Birthdate: 7-16-86




Linebacker	SR	6-3	245
------------	----	-----	-----

45

DARIUS FLEMING

Chicago, Ill. (St. Rita)
Birthdate: 7-19-89



Linebacker	SO	6-1	240
------------	----	-----	-----

Scott Smith's Career Highs

Total Tackles – 6, Navy (11.3.07) **Solo Tackles** – 2, twice
Assisted Tackles – 5, Navy (11.3.07) **Tackles For Loss** – 1.0, vs. Hawai'i (12.24.08)
Sacks – 1.0, vs. Hawai'i (12.24.08) **Forced Fumbles** – 1, Syracuse (11.22.08)
Fumble Recoveries – 1, USC (10.20.07)

Career

Approved for a fifth year by Notre Dame's Faculty Board on Athletics ... highly-intelligent player that has helped the Irish at inside and outside linebacker as well as on special teams ... played in 33 games over Irish career and totaled 33 tackles, one sack, one fumble recovery and one forced fumble ... logged 305 special-teams appearances at Notre Dame ... will compete in 2009 for playing time at strongside linebacker with Darius Fleming and Steve Filer.

Scott Smith's Career Stats

Year	Tackles				Fumbles					
	G-S	TT	UT	AT	TFL	Scks	FF	FR	PBU	INT
2005	8-0	3	3	0	0.0-0	0.0-0	0	0-0	0	0-0
2006					DNP					
2007	12-0	18	7	11	0.0-0	0.0-0	0	1-0	0	0-0
2008	13-0	12	9	3	1.0-3	1.0-3	1	0-0	0	0-0
2009										
Total	33-0	33	19	14	1.0-3	1.0-3	1	1-0	0	0-0

Scott Smith's Game-by-Game

2009	TT	UT	AT	TFL	Scks	FF	FR	PBU	INT
NEV (9.5)									
at UM (9.12)									
MSU (9.19)									
at PUR (9.26)									
WASH (10.3)									
USC (10.17)									
BC (10.24)									
vs. WSU (10.31)									
NAVY (11.7)									
at PITT (11.14)									
UCONN (11.21)									
at STAN (11.28)									

* - games started

Fleming's Career Highs

Total Tackles – 4, Michigan (9.13.08) **Solo Tackles** – 3, vs. Hawai'i (12.24.08)
Assisted Tackles – 3, Michigan (9.13.08) **Tackles For Loss** – 1.0, twice
Sacks – 1.0, twice **QB Hurries** – 1, Syracuse (11.22.08)

Career

Outstanding young player that should challenge the linebacker rotation this fall and could also earn playing time as an edge rusher in passing situations ... during his first year he played in all 13 games and started three contests ... notched 24 tackles, including 2.5 sacks and a quarterback hurry ... has the flexibility to play both outside linebacker and defensive end ... key special teams performer recorded second-most special teams appearances in 2008.

Fleming's Career Stats

Year	Tackles				Fumbles					
	G-S	TT	UT	AT	TFL	Scks	FF	FR	PBU	INT
2008	13-3	24	13	11	2.5-20	2.5-20	0	0-0	0	0-0
2009										
Total	13-3	24	13	11	2.5-20	2.5-20	0	0-0	0	0-0

Fleming's Game-by-Game


2009	TT	UT	AT	TFL	Scks	FF	FR	PBU	INT
NEV (9.5)									
at UM (9.12)									
MSU (9.19)									
at PUR (9.26)									
WASH (10.3)									
USC (10.17)									
BC (10.24)									
vs. WSU (10.31)									
NAVY (11.7)									
at PITT (11.14)									
UCONN (11.21)									
at STAN (11.28)									

* - games started

46

STEVE FILER

Chicago, Ill. (Mount Carmel)
Birthdate: 6-4-90



Linebacker	SO	6-4	236
------------	----	-----	-----

Career

Tremendous young athlete who enters 2009 in competition for the starting spot at strongside linebacker ... has seen action primarily as a special-teams player, making 98 appearances and recording a tackle.

Filer's Career Stats

Year	Tackles				Fumbles					
	G-S	TT	UT	AT	TFL	Scks	FF	FR	PBU	INT
2008	11-0	1	1	0	0.0-0	0.0-0	0	0-0	0	0
2009										
Total	11-0	1	1	0	0.0-0	0.0-0	0	0-0	0	0

49

TORYAN SMITH



Rome, Ga. (Rome)
Birthdate: 9-14-87

Linebacker	SR	6-1	244
------------	----	-----	-----

Toryan Smith's Career Highs

Total Tackles – 10, vs. Navy (11.15.08) **Solo Tackles** – 7, vs. Navy (11.15.08)
Assisted Tackles – 3, three times **Tackles For Loss** – 0.5, at UCLA (10.6.07)
Fumble Recoveries – 1, Syracuse (11.22.08) **Blocked Punt Return** – 1, vs. Navy (11.15.08)
Longest Blocked Punt Return – 14, vs. Navy (11.15.08) **Blocked Punt Return TD** – 1, vs. Navy (11.15.08)

Career

Talented, veteran linebacker has impacted the Irish defense as well as special teams during career ... hard-hitting inside linebacker has played in 30 career games at Notre Dame and started four contests ... tallied 41 tackles and a pass breakup ... recorded only career touchdown after returning a blocked punt for a score vs. Navy in 2008 ... enjoyed strong practices in spring '09 and will be serious contender to start at middle linebacker.

Toryan Smith's Career Stats

Year	G-S	Tackles			TFL	Fumbles			FR	PBU	INT
		TT	UT	AT		Scks	FF	FR			
2006	9-0	9	6	3	0.0-0	0.0-0	0	0-0	0	0-0	
2007	11-2	14	6	8	0.5-1	0.0-0	0	0-0	0	0-0	
2008	10-2	18	11	7	0.0-0	0.0-0	0	1-8	1	0-0	
2009											
Total	30-4	41	23	18	0.5-1	0.0-0	0	1-8	1	0-0	


Toryan Smith's Game-by-Game

2009	TT	UT	AT	TFL	Scks	FF	FR	PBU	INT
NEV (9.5)									
at UM (9.12)									
MSU (9.19)									
at PUR (9.26)									
WASH (10.3)									
USC (10.17)									
BC (10.24)									
vs. WSU (10.31)									
NAVY (11.7)									
at PITT (11.14)									
UCONN (11.21)									
at STAN (11.28)									

* - games started

56

KERRY NEAL



Bunn, N.C. (Bunn)
Birthdate: 8-30-88

Defensive End	JR	6-2	250
---------------	----	-----	-----

Neal's Career Highs

Total Tackles – 5, Syracuse (11.22.08) **Solo Tackles** – 2, twice
Assisted Tackles – 5, Syracuse (11.22.08) **QB Hurries** – 1, four times
Tackles For Loss – 1.0, four times **Sacks** – 1.0, four times
Fumble Recovery – 1, twice **Pass Breakups** – 1, Pittsburgh (11.1.08)
Longest Fumble Return – 11, at UCLA (10.6.07) **Interceptions** – 1, San Diego State (9.6.08)
Longest INT Return – 2, San Diego State (9.6.08)

Career

One of four players from his class to have played in every game in his first two seasons (Armando Allen, Golden Tate and Ian Williams) ... moves to defensive end in 2009 ... played in 25 games past two seasons and started 16 contests ... totaled 45 tackles including six tackles for loss and four sacks ... added two fumble recoveries, one interception and three pass breakups.

Neal's Career Stats

Year	G-S	Tackles			TFL	Fumbles			FR	PBU	INT
		TT	UT	AT		Scks	FF	FR			
2007	12-5	20	8	12	2.0-9	2.0-9	0	2-11	3	0-0	
2008	13-11	25	11	14	4.0-19	2.0-15	0	0-0	0	1-2	
2009											
Total	25-16	45	19	26	6.0-28	4.0-24	0	2-11	3	1-2	

Neal's Game-by-Game

2009	TT	UT	AT	TFL	Scks	FF	FR	PBU	INT
NEV (9.5)									
at UM (9.12)									
MSU (9.19)									
at PUR (9.26)									
WASH (10.3)									
USC (10.17)									
BC (10.24)									
vs. WSU (10.31)									
NAVY (11.7)									
at PITT (11.14)									
UCONN (11.21)									
at STAN (11.28)									

* - games started

58

BRIAN SMITH



Overland Park, Kan. (St. Thomas Aquinas)
Birthdate: 1-8-89

Linebacker	JR	6-3	240
------------	----	-----	-----

Brian Smith's Career Highs

Total Tackles – 10, at Michigan State (9.20.08) **Solo Tackles** – 8, at Boston College (11.8.08)
Assisted Tackles – 6, at Michigan State (9.20.08) **Tackles For Loss** – 1.0, six times
QB Hurries – 1, four times **Sacks** – 1.0, three times
Interceptions – 1, Boston College (10.13.07) **Longest INT Return** – 25, Boston College (10.13.07)
INT Return TD – 25, Boston College (10.13.07) **Forced Fumbles** – 1, twice
Fumble Recoveries – 2, Michigan (9.13.08) **Pass Breakups** – 1, twice
Longest Fumble Return – 35, Michigan (9.13.08) **Fumble Return TD** – 1, Michigan (9.13.08)

Career

Fiery leader of the Irish defense plays with as much emotion as anyone on the roster ... talented linebacker that has played both outside and inside in his first two seasons ... started 12 of 22 games played and recorded 79 tackles including eight for loss ... added 3.5 sacks, two forced fumbles, two fumble recoveries and one interception ... tallied two touchdowns in Irish career, returning an interception against Boston College's Matt Ryan 25 yards for a score as a freshman and rumbling 35 yards for a score vs. Michigan in 2008 following a fumble recovery.

Brian Smith's Career Stats

Year	G-S	Tackles			TFL	Fumbles			FR	PBU	INT
		TT	UT	AT		Scks	FF	FR			
2007	11-3	25	11	14	4.0-16	1.5-7	1	0-0	0	1-25	
2008	11-9	54	33	21	4.0-33	2.0-23	1	2-35	2	0-0	
2009											
Total	22-12	79	44	35	8.0-49	3.5-30	2	2-25	2	1-25	

Brian Smith's Game-by-Game

2009	TT	UT	AT	TFL	Scks	FF	FR	PBU	INT
NEV (9.5)									
at UM (9.12)									
MSU (9.19)									
at PUR (9.26)									
WASH (10.3)									
USC (10.17)									
BC (10.24)									
vs. WSU (10.31)									
NAVY (11.7)									
at PITT (11.14)									
UCONN (11.21)									
at STAN (11.28)									

* - games started

Tidbits

► Smith ranked tied for 53rd in the nation in fumble recoveries in 2008.

89

KAPRON LEWIS-MOORE

Weatherford, Texas (Weatherford)
Birthdate: 1-24-90

Defensive End
50
6-4
270

Career

Very promising young player had a solid season on the scout team as a freshman competing against the Irish first-team offense ... boasts great size and is still growing into his body ... opens 2009 at the top of the depth chart at one defensive end position.

Lewis-Moore's Game-by-Game

2009	TT	UT	AT	TFL	Scks	FF	FR	PBU	INT
NEV (9.5)									
at UM (9.12)									
MSU (9.19)									
at PUR (9.26)									
WASH (10.3)									
USC (10.17)									
BC (10.24)									
vs. WSU (10.31)									
NAVY (11.7)									
at PITT (11.14)									
UCONN (11.21)									
at STAN (11.28)									

* - games started

90

JOHN RYAN

Westlake, Ohio (St. Ignatius)
Birthdate: 5-7-88

Defensive End
SR
6-5
255

Ryan's Career Highs

Total Tackles – 7, at Michigan (9.15.07)	Solo Tackles – 6, twice
Assisted Tackles – 4, at Penn State (9.8.07)	Tackles For Loss – 2.0, at Purdue (9.29.07)
Pass Breakups – 2, San Diego State (9.6.08)	Sacks – 1.0, twice
QB Hurries – 1, five times	Forced Fumble – 1, at UCLA (10.6.07)
Fumble Recovery – 1, twice	

Career

Veteran defensive player has played with his hand on the ground at defensive end as well as in a two-point stance as an outside linebacker in Irish career ... appeared in 34 games in his career and started 15 contests (all in the last two seasons) ... registered 50 tackles with 2.5 sacks, six tackles for loss and forced one fumble ... a key member of several special teams units and has logged 216 special-teams appearances at Notre Dame ... returns to defensive end in 2009 to compete for playing time with Kerry Neal and Emeka Nwankwo.

Ryan's Career Stats

Year	G-S	Tackles			Fumbles					
		TT	UT	AT	TFL	Scks	FF	FR	PBU	INT
2006	10-0	4	2	2	1.0-2	0.0-0	0	0-0	0	0-0
2007	12-10	39	20	19	5.0-30	2.5-23	1	0-0	0	0-0
2008	12-5	7	2	5	0.0-0	0.0-0	0	2-0	2	0-0
2009										
Total	34-15	50	24	26	6.0-32	2.5-23	1	2-0	2	0-0

Ryan's Game-by-Game

2009	TT	UT	AT	TFL	Scks	FF	FR	PBU	INT
NEV (9.5)									
at UM (9.12)									
MSU (9.19)									
at PUR (9.26)									
WASH (10.3)									
USC (10.17)									
BC (10.24)									
vs. WSU (10.31)									
NAVY (11.7)									
at PITT (11.14)									
UCONN (11.21)									
at STAN (11.28)									

* - games started

95 IAN WILLIAMS



Altamonte Springs, Fla. (Lyman)

Birthdate: 8-31-89

Nose Tackle

JR

6-2

295

Williams' Career Highs

Total Tackles – 11, Navy (11.3.07)

Solo Tackles – 5, Pittsburgh (11.1.08)

Assisted Tackles – 9, Navy (11.3.07)

Tackles For Loss – 2.0, Pittsburgh (11.1.08)

Pass Breakups – 1, at USC (11.29)

Career

The most powerful defensive lineman on the Irish roster opens 2009 as the starting nose tackle ... tallied 85 tackles through his first two seasons while starting nine of the 25 games he has appeared in ... one of just four members from his class to have played in every game of his Irish career (Armando Allen, Kerry Neal and Golden Tate are the others).

Williams' Career Stats

Year	G-S	Tackles			TFL	Fumbles			FR	PBU	INT
		TT	UT	AT		Scks	FF	FR			
2007	12-2	45	19	26	1.5-3	0.0-0	0	0-0	0	0-0	
2008	12-7	40	18	22	2.0-5	0.0-0	0	0-0	1	0-0	
2009											
Total	24-9	85	37	48	3.5-8	0.0-0	0	0-0	1	0-0	


Williams' Game-by-Game

2009	TT	UT	AT	TFL	Scks	FF	FR	PBU	INT
NEV (9.5)									
at UM (9.12)									
MSU (9.19)									
at PUR (9.26)									
WASH (10.3)									
USC (10.17)									
BC (10.24)									
vs. WSU (10.31)									
NAVY (11.7)									
at PITT (11.14)									
UCONN (11.21)									
at STAN (11.28)									

* - games started

43

ERIC MAUST



Alpharetta, Ga. (Blessed Trinity)
Birthdate: 1-9-88

Punter	SR	6-2	190
--------	----	-----	-----

Maust's Career Highs

Punts – 8, at USC (11.29.08) **Punt Yards** – 323, at USC (11.29.08)
Punt Average (min. of 3) – 44.0, twice **Long Punt** – 54, twice
50+ Punts – 2, twice **Inside 20** – 2, five times
Blocked – 1, twice

Career

Strong-legged punter has booted the ball 75 times for 3,102 yards (41.4 avg.) for the Irish ... bombed 10 punts over 50 yards, with a long of 54 and landed 25 balls inside the 20-yard line ... enters 2009 as Notre Dame's only experienced punter ... missed some practices in '09 spring due to baseball ... one of Notre Dame's best pitchers posting a combined 14-6 record from 2007-09 ... named all-BIG EAST second team as a pitcher in 2008.

Maust's Career Stats

Year	G-S	No	Yds	Avg	LG	TB	FC	I20	50+	Blkd
2006					DNP					
2007	6-0	21	884	42.1	53	1	6	9	2	1
2008	13-0	54	2218	41.1	54	4	10	16	8	2
2009										
Total	19-0	75	3102	41.4	54	5	16	25	10	3

Maust's Game-by-Game

2009	No	Yds	Avg	LG	TB	FC	I20	50+	BLK
NEV (9.5)									
at UM (9.12)									
MSU (9.19)									
at PUR (9.26)									
WASH (10.3)									
USC (10.17)									
BC (10.24)									
vs. WSU (10.31)									
NAVY (11.7)									
at PITT (11.14)									
UCONN (11.21)									
at STAN (11.28)									

14

BRANDON WALKER



Findlay, Ohio (Findlay)
Birthdate: 9-27-88

Kicker	JR	6-3	213
--------	----	-----	-----

Walker's Career Highs

Extra Points Attempted – 7, vs. Hawai'i (12.24.08) **Extra Points Converted** – 7, vs. Hawai'i (12.24.08)
Field Goals Attempted – 6, Syracuse (11.22.08) **Field Goals Converted** – 4, Pittsburgh (11.1.08)
Points Scored – 15, Pittsburgh (11.1.08) **Longest FG** – 48, twice

Career

Notre Dame's first left-footed kicker since Harry Oliver in 1981 improved drastically during his sophomore season and has his name etched in the school's records book ... converted 20 of 36 field goals (55.6 percent) and 61 of 62 point after touchdowns (PAT) (98.4 percent) in his Irish career ... totaled 121 points over the past two seasons, most on the Irish ... has currently made 58 straight PATs, fifth-best in school history (three makes behind fourth place; four conversions behind third) ... ranks second all-time in career PAT percentage at Notre Dame ... has made 13 of last 17 field goal attempts.

Walker's Career Stats

Year	G-S	Field Goals			LG	XP		Kickoffs		
		M-A	Pct	Pct		M-A	Pct	Att	Yds	Avg
2007	11-0	6-12	.500	48	22-23	.957	13	733	56.4	0
2008	12-0	14-24	.583	48	39-39	1.000	1	40	40.0	0
2009										
Total	23-0	20-36	.556	48	61-62	.984	14	773	55.2	0

Field Goal Breakdown

Year	0-19	20-29	30-39	40-49	50+	LG	Blkd
2007	0-0	5-5	0-2	1-5	0-0	48	2
2008	0-0	5-6	3-5	6-11	0-2	48	0
2009							
Total	0-0	10-11	3-7	7-16	0-2	48	2

Walker's Game-by-Game

2009	FGA	FGM	LG	XPA	XPM	Points
NEV (9.5)						
at UM (9.12)						
MSU (9.19)						
at PUR (9.26)						
WASH (10.3)						
USC (10.17)						
BC (10.24)						
vs. WSU (10.31)						
NAVY (11.7)						
at PITT (11.14)						
UCONN (11.21)						
at STAN (11.28)						

The Last Time

NOTRE DAME

Rushing

Had 400 or more yards:at Boston College, 1996 (426)
 Had 300 or more yards:at Stanford, 2003 (320)
 Had 70 or more rushing attempts:vs. Michigan State, 1991 (76)
 Had 60 or more rushing attempts:vs. Navy, 2007 (63)
 Had 50 or more rushing attempts:vs. Navy, 2008 (51)
 Had six or more rush TDs:vs. Navy, 1996 (6)
 Had five or more rush TDs:at USC, 2000 (5)
 Had four or more rush TDs:vs. Navy, 2007 (4)
 Had two players with 100 rush yards in a game:vs. Stanford, 2002
(Rashon Powers-Neal 108, Ryan Grant 103)

Passing

Had 500 or more yards:at USC, 1970 (526)
 Had 400 or more yards:vs. Hawai'i (Hawai'i Bowl), 2008 (413)
 Had 300 or more yards:vs. Hawai'i (Hawai'i Bowl), 2008 (413)
 Had 40 or more pass attempts:vs. Syracuse, 2008 (41)
 Had 30-39 pass attempts:vs. Purdue, 2008 (35)
 Had 25-29 pass completions:Stanford, 2008 (29)
 Had 20-24 pass completions:vs. Hawai'i (Hawai'i Bowl), 2008 (24)
 Had six passing TDs:vs. BYU, 2005 (6)
 Had five or more passing TDs:vs. Hawai'i (Hawai'i Bowl), 2008 (5)
 Had four or more passing TDs:vs. Hawai'i (Hawai'i Bowl), 2008 (5)
 Had three or more passing TDs:vs. Hawai'i (Hawai'i Bowl), 2008 (5)
 Had five or more passes intercepted:vs. USC, 1967 (7)
 Had four or more passes intercepted:at Boston College, 2008 (4)
 Had three or more passes intercepted:at Boston College, 2008 (4)

Receiving

Had two players with 100 receiving yards in a game:
vs. Pittsburgh, 2008 (Golden Tate - 111, Michael Floyd - 100)
 Had a player with over 150 receiving yards in a game:
vs. Hawai'i (Hawai'i Bowl), 2008 (Golden Tate - 177)
 Had two players with 10 catches in a game:
vs. BYU, 2005 (Maurice Stovall - 14, Jeff Samardzija - 10)

Combination Offense

Had a 200-yard passer and 100-yard rusher in a game:
vs. Purdue, 2008 (Jimmy Clausen - 275, Armando Allen - 134)
 Had a 100-yard receiver and 100-yard rusher in a game:
vs. Purdue, 2008 (Michael Floyd - 100 rec, Armando Allen - 134 rush)

Total Offense

Had 600 or more yards total offense:at Stanford, 2005 (663)
 Had 500-599 yards total offense:vs. Navy, 2005 (505)
 Had 400-499 yards total offense:vs. Hawai'i (Hawai'i Bowl), 2008 (478)
 Had 85 or more plays total offense:vs. Navy, 2007 (90)
 Had 75-84 plays total offense:vs. Pittsburgh, 2008 (83)

Scoring

Scored 60 or more points:vs. Rutgers, 1996 (62)
 Scored 50-59 points:at Stanford, 2003 (57)
 Scored 40-49 points:vs. Hawai'i (Hawai'i Bowl), 2008 (49)
 Scored 30-39 points:vs. Pittsburgh, 2008 (33)
 Allowed 60 or more points:Never
 Allowed 50-59 points:at Miami (Fla.), 1985 (58)
 Allowed 40-49 points:vs. Air Force, 2007 (41)
 Allowed 30-39 points:at USC, 2008 (38)
 Was held scoreless:at Boston College, 2008 (17-0)
 Was held scoreless at home:USC, 2007 (38-0)
 Was held scoreless on the road:at Boston College, 2008 (17-0)
 Was held without offensive touchdown:at USC, 2008 (38-3)
 Held opponent scoreless:vs. Rutgers, 2002 (42-0)
 Held opponent scoreless at home:vs. Rutgers, 2002 (42-0)
 Held opponent scoreless on the road:at Purdue, 1993 (17-0)

Held opponent without offensive touchdown:
at UCLA, 2007 (20-6)

Held opponent scoreless at neutral site:
vs. Maryland (Giants Stadium - East Rutherford, NJ), 2002 (22-0)

Held two opponents scoreless in a season:
2002 vs. Maryland (22-0) vs. Rutgers (42-0)

Held three opponents scoreless in a season:
1976 vs. Purdue (23-0) at Northwestern (49-0), vs. Oregon (41-0)

Held four opponents scoreless in a season:
1966 vs. Army (35-0) vs. North Carolina (32-0), at Oklahoma (38-0),
vs. Pittsburgh (40-0) vs. Duke (64-0), at USC (51-0)

Held five opponents scoreless in a season:
1966 vs. Army (35-0) vs. North Carolina (32-0), at Oklahoma (38-0),
vs. Pittsburgh (40-0) vs. Duke (64-0), at USC (51-0)

Held six opponents scoreless in a season:
1966 vs. Army (35-0) vs. North Carolina (32-0), at Oklahoma (38-0),
vs. Pittsburgh (40-0) vs. Duke (64-0), at USC (51-0)

Had multiple players with multiple TDs in a game:
vs. Hawai'i (Hawai'i Bowl), 2008 (Golden Tate - 3, Armando Allen - 2)

Turnovers

Did not commit a turnover:vs. Hawai'i (Hawai'i Bowl), 2008
 Committed six or more turnovers:vs. Navy, 1984 (6)
 Committed five turnovers:at Boston College, 2008 (5)
 Lost four fumbles:vs. Michigan State, 1999 (4)
 Lost three fumbles:at North Carolina, 2008 (3)
 Recorded six or more takeaways:Michigan, 2008 (6)
 Recorded five takeaways:vs. Washington, 2004 (5)

Returned two or more interceptions for TDs:vs. Stanford, 2002 (2)
(Shane Walton - 18 yards, Courtney Watson - 34 yards)

Returned an interception for a TD:vs. Purdue, 2008 (1)
(Robert Blanton - 47 yards)

Returned a fumble for a TD:Michigan, 2008 (1)
(Brian Smith - 35 yards)

Defense

Held opponent 50 or fewer rushing yards:vs. Hawai'i (Hawai'i Bowl), 2008 (32)
 Held opponent to 100 or fewer passing yards:at Boston College, 2008 (79)
 Held opponent to 201-300 yards total offense:
vs. Navy, 2008 (242)
 Held opponent to 200 or fewer yards total offense:at Washington, 2008 (124)
 Intercepted five or more passes:vs. Purdue, 1988 (5)
 Intercepted four passes:at UCLA, 2007 (4)
 Intercepted three passes:at USC, 2008 (3)
 Scored a safety:at Stanford, 2003
 Recorded nine or more sacks:vs. Rutgers, 1996 (9)
 Recorded eight sacks:vs. Hawai'i (Hawai'i Bowl), 2008 (8)
 Recorded seven sacks:at Stanford, 2005 (7)
 Recorded six sacks:vs. Navy, 2004 (6)
 Recorded five sacks:vs. Stanford, 2008 (5)
 Held opponent to 10 or fewer first downs:
at Washington, 2008 (8)

Special Teams

Returned a punt for a TD:vs. North Carolina, 2006
(Tom Zbikowski, 52 yards)
 Returned a blocked punt for a TD:vs. Navy, 2008
(Toryan Smith, 14 yards)
 Returned a kickoff for a TD:vs. Hawai'i (Hawai'i Bowl), 2008
(Armando Allen, 96 yards)

The Last Time

Returned a blocked FG for a TD: at Air Force, 2006
 (Terrail Lambert, 76 yards)
 Blocked a punt: vs. Hawai'i (Hawai'i Bowl), 2008
 (Sergio Brown)
 Punted 10 or more times: USC, 2007 (10)
 Did not punt: at Washington, 2008
 Blocked a field goal: vs. Boston College, 2007
 Had a field goal blocked: at Purdue, 2007
 Blocked a PAT kick: vs. North Carolina, 2006 (2)
 Scored on a blocked PAT attempt: vs. Texas, 1995
 Missed a kicking PAT: at Washington, 2008
 Had a kicking PAT blocked: at Air Force, 2006 (2)
 Had a punt blocked: at Boston College, 2008

Miscellaneous

Had 30 or more first downs: vs. Purdue, 2006 (33)
 Had 20-29 first downs: vs. Hawai'i (Hawai'i Bowl), 2008 (23)
 Was not penalized: at LSU, 1997
 Had 10 or more penalties: vs. Duke, 2007 (11)
 Had 120 or more yards in penalties: at Rutgers, 2000 (120)
 Had 35 minutes or more of possession time: vs. Navy, 2008 (35:33)
 Was involved in a tie game: at USC, 1994 (17-17)
 Was involved in an overtime game: vs. Pittsburgh, 2008 (L, 33-36)

A NOTRE DAME PLAYER

Rushing

Rushed for 300 or more yards: Never
 Rushed for 250-299 yards: Julius Jones at Pittsburgh, 2003 (262)
 Rushed for 200-249 yards: Julius Jones at Stanford, 2003 (218)
 Rushed for 175-199 yards: Darius Walker at Stanford, 2005 (186)
 Rushed for 150-174 yards: Darius Walker vs. Army, 2006 (162)
 Rushed for 125-149 yards: Armando Allen vs. Purdue, 2008 (134)
 Rushed for 100-124 yards: Robert Hughes vs. Duke, 2007 (110)
 Quarterback rushed for 100 or more yards: Carlyle Holiday
 at Boston College, 2001 (109)
 Rushed 40 or more times: Allen Pinkett at LSU, 1984 (40)
 Rushed 35-39 times: Julius Jones vs. BYU, 2003 (35)
 Rushed 30-34 times: James Aldridge vs. Navy, 2007 (32)
 Rushed 25-29 times: Darius Walker vs. Stanford, 2006 (25)
 Rushed for four or more TDs: Emmett Mosley vs. Navy, 1994 (4)
 Rushed for three TDs: Travis Thomas vs. Navy, 2007 (3)
 Rushed for two TDs: Robert Hughes, Michigan, 2008 (2)
 Had a run of 80 yards or more:
 Terrance Howard at West Virginia, 2000 (80)
 Had a run of 70-79 yards: Arnaz Battle vs. Kansas, 1999 (74)
 Had a run of 60-69 yards: Brady Quinn at USC, 2006 (60)
 Had a run of 50-59 yards: Carlyle Holiday at Air Force, 2002 (53)

Passing

Passed for 500 or more yards: Joe Theismann at USC, 1970 (526)
 Passed for 400-499 yards: Jimmy Clausen vs. Hawai'i (Hawai'i Bowl), 2008 (401)
 Passed for 300-399 yards: Jimmy Clausen at North Carolina, 2008 (383)
 Attempted 50 or more passes: Brady Quinn vs. Michigan State, 2005 (60)
 Attempted 40-49 passes: Jimmy Clausen at Boston College, 2008 (46)
 Attempted 30-39 passes: Jimmy Clausen vs. Syracuse, 2008 (39)
 Completed 30 or more passes: Jimmy Clausen at North Carolina, 2008 (31)
 Completed 20-29 passes: Jimmy Clausen vs. Hawai'i (Hawai'i Bowl), 2008 (22)
 Threw six TDs: Brady Quinn vs. BYU, 2005 (6)
 Threw five or more TDs: Jimmy Clausen vs. Hawai'i (Hawai'i Bowl), 2008 (5)
 Threw four or more TDs: Jimmy Clausen vs. Hawai'i (Hawai'i Bowl), 2008 (5)
 Threw three or more TDs: Jimmy Clausen vs. Hawai'i (Hawai'i Bowl), 2008 (5)
 Threw five or more interceptions: Before 1975
 Threw four interceptions: Jimmy Clausen at Boston College, 2008 (4)
 Threw three interceptions: Brady Quinn vs. Michigan, 2006 (3)
 Completed a pass of 80 yards or more:
 Brady Quinn at Stanford, 2005 (80)
 Completed a pass of 70-79 yards: Brady Quinn vs. Tennessee, 2005 (73)
 Completed a pass of 60-69 yards:
 Jimmy Clausen vs. Hawai'i (Hawai'i Bowl), 2008 (69)
 Completed a pass of 50-59 yards: Brady Quinn at Air Force, 2006 (51)

Receiving

Caught 15 or more passes: Never
 Caught 10-14 passes: Michael Floyd vs. Pittsburgh, 2008 (10)
 Caught seven to nine passes: David Grimes vs. Syracuse, 2008 (7)
 Golden Tate vs. Syracuse, 2008 (7)
 Had 200 or more yards receiving: Maurice Stovall vs. BYU, 2005 (207)
 Had 175-199 yards receiving: Golden Tate vs. Hawai'i (Hawai'i Bowl), 2008 (177)
 Had 150-174 yards receiving: Jeff Samardzija vs. BYU, 2005 (152)
 Had 100-149 yards receiving: Golden Tate vs. Syracuse, 2008 (146)
 Caught four or more TDs: Maurice Stovall vs. BYU, 2005 (4)
 Caught three TDs: Golden Tate vs. Hawai'i (Hawai'i Bowl), 2008 (3)
 Caught two TDs: Golden Tate vs. Syracuse, 2008 (2)

Total Offense

Had 500 or more yards total offense: Joe Theismann at USC, 1970 (512)
 Had 400-499 yards total offense: Brady Quinn vs. BYU, 2005 (457)
 Had 100 yards both passing and rushing:
 Jarious Jackson vs. Oklahoma, 1999 (276 passing, 107 rushing)

Scoring

Accounted for four or more touchdowns:
 Jimmy Clausen vs. Hawai'i (Hawai'i Bowl), 2008 (5 passing)
 Accounted for three touchdowns:
 Jimmy Clausen vs. Pittsburgh, 2008 (3 passing)

Defense

Intercepted three or more passes: Shane Walton vs. Maryland, 2002 (3)
 Intercepted two passes: Raeshon McNeil vs. Pittsburgh, 2008 (2)
 Recovered three or more fumbles: Never
 Forced two fumbles: Maurice Crum, Jr. at UCLA, 2007 (2)
 Recovered two fumbles: Brian Smith vs. Michigan, 2008 (2)
 Recorded 15 or more tackles: David Bruton vs. Pittsburgh, 2008 (16)
 Kyle McCarthy vs. Pittsburgh, 2008 (15)
 Recorded 10-14 tackles: Kyle McCarthy vs. San Diego State, 2008 (14)

Special Teams

Scored 15 or more points kicking: Brandon Walker vs. Pittsburgh, 2008 (15)
 Scored 10-14 points kicking: Brandon Walker vs. Syracuse, 2008 (11)
 Kicked five or more field goals:
 Nicholas Setta vs. Washington State, 2003 (5)
 Kicked four field goals: Brandon Walker vs. Pittsburgh, 2008 (4)
 Kicked two field goals of 50 or more yards: Never
 Kicked a field goal of 50 or more yards: Nicholas Setta
 vs. Maryland, 2002 (51)
 Kicked a punt 70 or more yards: Jim Yoder vs. Texas, 1971 (71)
 Kicked a punt 60-69 yards: Geoffrey Price vs. PSU, 2006 (62)
 Punted 10 or more times: Geoff Price vs. USC, 2007 (10)
 Totaled 175 or more kickoff return yards:
 Raghiv Ismail at Michigan, 1989 (192)
 Totaled 100 or more punt return yards:
 Tom Zbikowski vs. Tennessee, 2005 (118)

AN OPPOSING TEAM

Rushing

Had 400 or more yards: Pittsburgh, 1975 (411)
 Had 300-399 yards: Stanford, 1997 (322)
 Had 200-299 yards: Michigan State, 2008 (203)
 Had 50 or more rushing attempts: Air Force, 2007 (63)
 Had five or more rush TDs: USC, 2005 (5)
 Had four rush TDs: Navy, 2007 (4)
 Had two or more players with 100 rush yards in a game: Stanford, 1997
 (Anthony Bookman - 142, Mike Mitchell - 135)

Passing

Had 400 or more yards: Washington, 2005 (408)
 Had 300-399 yards: Hawai'i (Hawai'i Bowl), 2008 (326)
 Had 60 or more pass attempts: Tennessee, 1990 (60)
 Had 50-59 pass attempts: Purdue, 2008 (55)

The Last Time

Had 40-49 pass attempts: Hawai'i (Hawai'i Bowl), 2008 (44)
 Had 30 or more pass completions: Boston College, 2007 (32)
 Had five or more passing TDs: USC, 2004 (5)
 Had four passing TDs: USC, 2007 (4)
 Had three passing TDs: Hawai'i (Hawai'i Bowl), 2008 (3)

Receiving

Had two players with 100 receiving yards in a game: USC, 2003
 (Mike Williams 112, Keary Colbert 120)

Total Offense

Had 600 or more yards total offense: Ohio State, 2006 Fiesta Bowl (617)
 Had 500-599 yards total offense: LSU, 2007 Sugar Bowl (577)
 Had 400-499 yards total offense: USC, 2008 (449)
 Had 80 or more plays: Boston College, 2007 (83)
 Had 75-79 plays: Pittsburgh, 2008 (77)

Scoring

Scored 60 or more points: Never
 Scored 50-59 points: Miami (Fla.), 1985 (58)
 Scored 40-49 points: Air Force, 2007 (41)
 Scored 30-39 points: USC, 2008 (38)
 Scored a two-point conversion: Navy, 2007

Turnovers

Did not commit a turnover: Boston College, 2008
 Had three or more fumbles lost: Michigan, 2008 (4)
 Intercepted five or more passes: USC, 1967 (7)
 Intercepted four passes: Purdue, 2003 (4)
 Intercepted three passes: Michigan, 2006 (3)
 Returned an interception for a TD: Boston College, 2008
 (Quan Sturdivant - 32 yards)
 Returned a fumble for a TD: Air Force, 2007
 (John Rabold - 19 yards)

Defense

Held ND to 10 or fewer first downs: USC, 2007 (10)
 Scored a safety: LSU, 1998
 Held ND to 50 or fewer rushing yards: Syracuse, 2008 (41)
 Held ND to 101-200 passing yards: Navy, 2008 (110)
 Held ND to 100 or fewer passing yards: UCLA, 2007 (94)
 Held ND to 201-300 yards total offense: Boston College, 2008 (292)
 Held ND to 200 or fewer yards total offense: USC, 2007 (165)

Special Teams

Returned a punt for a TD: Penn State, 2007 (Derrick Williams - 78 yards)
 Returned a blocked punt for a TD: Michigan State, 2004
 (Jerramy Scott - 0 yards)
 Returned a kickoff for a TD: USC, 2006 (Brian Cushing - 42 yards)
 Punted 10 or more times: Rutgers, 2002 (10)
 Did not punt: Miami (Fla.), 1985
 Missed a kicking PAT: San Diego State, 2008

Miscellaneous

Had 30 or more first downs: LSU, 2007 Sugar Bowl (31)
 Had 20-29 first downs: Hawai'i (Hawai'i Bowl), 2008 (22)
 Had 10 or more penalties: Boston College, 2007 (15)
 Had 100 or more yards in penalties: San Diego State, 2008 (100)
 Had 35 minutes or more of possession time: Boston College, 2007 (39:03)
 Had one 100-yard receiver and one 100-yard rusher: USC, 2006
 (C.J. Cable, 107 rushing, Dwayne Jarrett, 132 receiving)

AN OPPOSING PLAYER

Rushing

Rushed for 300 or more yards: Tony Dorsett, Pittsburgh, 1975 (303)
 Rushed for 200-299 yards: Javon Ringer, Michigan State, 2008 (201)
 Rushed for 150-199 yards: LeSean McCoy, Pittsburgh, 2008 (169)
 Rushed for 100-149 yards: Antwon Bailey, Syracuse, 2008 (126)
 Rushed 40 or more times: Craig Heyward, Pittsburgh, 1987 (42)
 Rushed 30-39 times: LeSean McCoy, Pittsburgh, 2008 (32)

Rushed 25-29 times: Sam McGuffie, Michigan, 2008 (25)
 Rushed for five TDs: Walter Reyes, Syracuse, 2003 (5)
 Rushed for four or more TDs: Walter Reyes, Syracuse, 2003 (5)
 Rushed for three TDs: Reggie Bush, USC, 2005 (3)
 Rushed for two TDs: Javon Ringer, Michigan State, 2008 (2)
 Had a run of 80 yards or more: Sherman Lewis, Michigan State, 1963 (85)
 Had a run of 70-79 yards: Walter Reyes, Syracuse, 2003 (71)
 Had a run of 60-69 yards: Javon Ringer, Michigan State, 2008 (63)
 Had a run of 50-59 yards: Joe McKnight, USC, 2007 (51)

Passing

Passed for 500 or more yards: Never
 Passed for 400-499 yards: Matt Leinart, USC, 2004 (400)
 Passed for 300-399 yards: Curtis Painter, Purdue, 2008 (359)
 Attempted 60 or more passes: Andy Kelly, Tennessee, 1990 (60)
 Attempted 50-59 passes: Curtis Painter, Purdue, 2008 (55)
 Attempted 40-49 passes: Matt Ryan, Boston College, 2007 (49)
 Completed 30 or more passes: Matt Ryan, Boston College, 2007 (32)
 Completed 20-29 passes: Greg Alexander, Hawai'i (Hawai'i Bowl), 2008 (23)
 Threw five or more TDs: Matt Leinart, USC, 2004 (5)
 Threw four TDs: Mark Sanchez, USC, 2007 (4)
 Threw three TDs: Ryan Mallett, Michigan, 2007 (3)
 Completed a pass of 90 yards or more: Kyle Orton, Purdue, 2004 (97)
 Completed a pass of 80-89 yards: Curtis Painter, Purdue, 2006 (88)
 Completed a pass of 70-79 yards: Joe Dailey, North Carolina, 2006 (72)
 Completed a pass of 60-69 yards: Chad Henne, Michigan, 2006 (69)
 Completed a pass of 50-59 yards: Anthony Morelli, Penn State, 2007 (51)

Receiving

Caught 10 or more passes: Desmond Tardy, Purdue, 2008 (10)
 Caught seven to nine passes: Aaron Bain, Hawai'i (Hawai'i Bowl), 2008 (8)
 Greg Salas, Hawai'i (Hawai'i Bowl), 2008 (7)
 Had 200 or more yards receiving: Selwyn Lymon, Purdue, 2006 (238)
 Had 150-199 yards receiving: Desmond Tardy, Purdue, 2008 (175)
 Had 100-149 yards receiving: Aaron Bain, Hawai'i (Hawai'i Bowl), 2008 (109)
 Caught three or more TD passes: Dwayne Jarrett, USC, 2006 (3)
 Caught two TD passes: Aaron Bain, Hawai'i (Hawai'i Bowl), 2008 (2)

Scoring

Accounted for five or more touchdowns: Matt Leinart, USC, 2004
 (5 passing)

Accounted for four touchdowns: Matt Trannon, Michigan State, 2005
 (3 receiving, 1 rushing)

Accounted for three touchdowns: Shaun Carney, Air Force, 2007 (1 rushing, 2 passing)

Defense

Intercepted three or more passes: Rod Johnson, N.C. State, 2003 (3)
 Intercepted two passes: Ketric Buffin, Navy, 2008 (2)
 Recorded three or more sacks: Bruce Davis, UCLA, 2007 (3.0)
 Recorded two sacks: Bruce Carter, North Carolina, 2008 (2.0)

Special Teams

Kicked four or more field goals: Conor Lee, Pittsburgh, 2004 (5)
 Kicked a field goal 50 or more yards: Matt Payne, BYU, 2004 (53)
 Kicked a punt of 65 or more yards: Jared Armstrong, Purdue, 2006 (69)
 Totaled 100 or more kick return yards: Malcolm Lane, Hawai'i (Hawai'i Bowl), 2008 (107)

The Charlie Weis
Record Book

TEAM RECORDS - OFFENSE

most points in a game

49	vs. Hawai'i	12.24.08
49	BYU	10.22.05
49	at Purdue	10.1.05
45	North Carolina	11.4.06
44	Navy	11.3.07
42	Navy	11.12.05
42	at Pittsburgh	9.3.05
41	Penn State	9.9.06
41	Tennessee	11.5.05
41	Michigan State	9.17.05
41	Army	11.18.06

most points in a quarter

28 (2nd)	at Pittsburgh	9.3.05
21 (2nd)	vs. Hawai'i	12.24.08
21 (3rd)	vs. Hawai'i	12.24.08
21 (3rd)	Purdue	9.27.08
21 (1st)	Michigan	9.13.08
21 (2nd)	Navy	11.12.05
21 (3rd)	BYU	10.22.05
21 (2nd)	at Purdue	10.1.05
20 (2nd)	Army	11.18.06
20 (4th)	Tennessee	11.5.05
20 (1st)	at Air Force	11.11.06

most points in a half

35 (1st)	at Pittsburgh	9.3.05
31 (1st)	North Carolina	11.4.06
28 (1st)	vs. Hawai'i	12.24.08
28 (1st)	Michigan	9.13.08
28 (1st)	at Purdue	10.1.05
28 (2nd)	BYU	10.22.05
28 (1st)	Navy	11.12.05
28 (1st)	Purdue	9.30.06
27 (1st)	at Air Force	11.11.06
26 (2nd)	at Michigan State	9.23.06

margin of victory

32	Army	11.18.06
28	vs. Hawai'i	12.24.08
26	at Washington	10.25.08
26	BYU	10.22.05
24	Syracuse	11.19.05
24	Penn State	9.9.06
24	vs. Navy	10.28.06
22	at Air Force	11.11.06
21	at Pittsburgh	9.3.05
21	at Purdue	10.1.05
21	Navy	11.12.05
21	Stanford	10.7.06
21	Duke	11.17.07

fewest points in a game

0	at Boston College	11.8.08
0	at Michigan	9.15.07
0	USC	10.20.07
3	at USC	11.29.08
3	Georgia Tech	9.1.07
7	at Michigan State	9.20.08
10	at Penn State	9.8.07
14	Boston College	10.13.07
14	Michigan State	9.22.07
14	at Georgia Tech	9.2.06
14	vs. LSU	1.3.07

fewest points in a half

0 (1st)	at USC	11.29.08
0 (1st)	at Boston College	11.8.08
0 (2nd)	at Boston College	11.8.08
0 (1st)	at Michigan State	9.20.08

0 (1st)	USC	10.20.07
0 (2nd)	USC	10.20.07
0 (1st)	Boston College	10.13.07
0 (1st)	at Purdue	9.29.07
0 (2nd)	Michigan State	9.22.07
0 (1st)	at Michigan	9.15.07
0 (2nd)	at Michigan	9.15.07
0 (1st)	Georgia Tech	9.1.07
0 (2nd)	vs. LSU	1.3.07

most rushing yards in a game

275	at Pittsburgh	9.3.05
252	at Washington	10.25.08
235	Navy	11.3.07
233	at Washington	9.24.05
231	at Stanford	11.26.05
230	vs. Navy	11.15.08
221	Army	11.18.06
221	Navy	11.12.05
220	Duke	11.17.07
204	Stanford	10.7.06

fewest rushing yards in a game

-8	Georgia Tech	9.1.07
-6	at Michigan	9.15.07
0	at Penn State	9.8.07
4	Michigan	9.16.06
16	at Michigan State	9.20.08
27	Boston College	10.13.07
41	UCLA	10.21.06
41	Syracuse	11.22.08
44	BYU	10.22.05
46	at UCLA	10.6.07

most carries

63	Navy	11.3.07
52	USC	11.15.05
51	vs. Navy	11.15.08
50	at Stanford	11.26.05
50	at Purdue	10.1.05
50	at Pittsburgh	9.3.05
49	at Washington	10.25.08
48	Duke	11.17.07
47	at Washington	9.24.05
44	at Michigan	9.10.05

highest average gain per rush (min. 20)

6.52	at Air Force	11.11.06	27-176
6.31	Army	11.18.06	35-221
5.67	Navy	11.12.05	39-221
5.50	at Pittsburgh	9.3.05	50-275
5.23	Stanford	10.7.06	39-204
5.14	at Washington	10.25.08	49-252
5.03	Purdue	9.27.08	40-201
4.96	at Washington	9.24.05	47-233
4.76	vs. Navy	10.28.06	37-176
4.62	at Stanford	11.26.05	50-231

most rushing TDs scored

4	Navy	11.3.07
4	at Purdue	10.1.05
4	at Pittsburgh	9.3.05
3	at Washington	10.25.08
3	at Stanford	11.24.07
3	vs. Ohio State	1.2.06
3	at Washington	9.24.05
3	Purdue	9.30.06
3	Army	11.18.06
2	vs. Navy	11.15.08
2	Michigan	9.13.08
2	Michigan State	9.22.07
2	Navy	11.12.05

2	at Stanford	11.26.05
2	USC	11.15.05
2	at Georgia Tech	9.2.06
2	vs. Navy	10.28.06

most passes attempted

60	Michigan State	9.17.05
52	at Purdue	9.29.07
49	Boston College	10.13.07
49	Michigan	9.16.06
48	at North Carolina	10.11.08
46	at Boston College	11.8.08
45	UCLA	10.21.06
45	vs. Ohio State	1.2.06
45	at USC	11.25.06
44	Pittsburgh	11.1.08

most passes completed

34	at Purdue	9.29.07
33	Michigan State	9.17.05
32	BYU	10.22.05
31	at North Carolina	10.11.08
30	at Purdue	10.1.05
29	Stanford	10.4.08
29	vs. Ohio State	1.2.06
29	Purdue	9.30.06
27	UCLA	10.21.06
27	Stanford	10.7.06

highest completion percentage (min. 10 att.)

85.7	vs. Hawai'i	12.24.08	22-26
78.9	vs. Navy	11.15.08	15-19
78.0	BYU	10.22.05	32-41
76.9	at Purdue	10.1.05	30-39
76.3	Purdue	9.30.06	29-38
73.7	at Air Force	11.11.06	14-19
73.3	Army	11.18.06	22-30
72.5	Stanford	10.4.08	29-40
72.0	vs. Navy	10.28.06	18-25
71.1	Stanford	10.7.06	27-38

most passing yards

487	Michigan State	9.17.05
468	at Purdue	10.1.05
467	BYU	10.22.05
432	at Stanford	11.26.05
413	vs. Hawai'i	12.24.08
383	at North Carolina	10.11.08
377	at Purdue	9.29.07
347	Stanford	10.4.08
346	North Carolina	11.4.06
327	at Washington	9.24.05

most passing ypa (min. 10 att.)

14.8	vs. Hawai'i	12.24.08	28-413
12.0	at Purdue	10.1.05	39-468
11.8	vs. Navy	10.28.06	25-295
11.4	BYU	10.22.05	41-467
11.4	at Stanford	11.26.05	38-432
10.9	at Air Force	11.11.06	19-207
9.4	North Carolina	11.4.06	37-346
9.2	Navy	11.12.05	31-284
8.9	Tennessee	11.5.05	33-295
8.9	at Michigan State	9.23.06	36-319

most passing yards per comp. (min. 5 comp.)

17.3	at Stanford	11.26.05	25-432
17.2	vs. Hawai'i	12.24.08	24-413
16.4	vs. Navy	10.28.06	18-295
15.9	at Michigan State	9.23.06	20-319
15.6	at Purdue	10.1.05	30-468
15.0	North Carolina	11.4.06	23-346

**The Charlie Weis
Record Book**

14.79 at Air Force	11.11.06	14-207	621 at Purdue	10.1.05	153r,468p	27 Navy	11.3.07
14.76 Michigan State	9.17.05	33-487	594 Michigan State	9.17.05	107r,487p	fewest first downs in a game	
14.75 Tennessee	11.5.05	20-295	560 at Washington	9.24.05	233r,327p	4 at USC	11.29.08
14.7 Michigan	9.13.08	10-147	511 BYU	10.22.05	44r,467p	9 Michigan State	9.22.07
most touchdown passes			505 Navy	11.12.05	221r,284p	9 at Penn State	9.8.07
6 BYU	10.22.05		502 at Pittsburgh	9.3.05	275r,227p	10 USC	10.20.07
5 vs. Hawai'i	12.24.08		478 vs. Hawai'i	12.24.08	65r,413p	10 at Michigan	9.15.07
5 Michigan State	9.17.05		476 Purdue	9.27.08	201r,275p	12 at UCLA	10.6.07
5 at Michigan State	9.23.06		472 at North Carolina	10.11.08	89r,383p	13 Georgia Tech	9.1.07
4 at Air Force	11.11.06		highest average gain per play			13 at Michigan State	9.23.06
4 North Carolina	11.4.06		8.3 at Air Force	11.11.06	46-383	14 Michigan	9.13.08
4 Navy	11.12.05		8.0 BYU	10.22.05	64-511	14 Boston College	10.13.07
3 Pittsburgh	11.1.08		7.7 vs. Hawai'i	12.24.08	62-478	14 Michigan	9.16.06
3 Stanford	10.4.08		7.6 vs. Navy	10.28.06	62-471	14 Tennessee	11.5.05
3 Purdue	9.27.08		7.5 at Stanford	11.26.05	88-663	most time of possession	
3 San Diego State	9.6.08		7.2 Navy	11.12.05	70-505	38:40 USC	11.15.05
3 Duke	11.17.07		7.0 at Purdue	10.1.05	89-621	38:01 Purdue	9.30.06
3 Air Force	11.10.07		6.9 at Michigan State	9.23.06	53-366	37:28 at Washington	10.25.08
3 Army	11.18.06		6.8 Army	11.18.06	65-439	36:56 at Washington	9.24.05
3 Tennessee	11.5.05		6.7 at Washington	9.24.05	84-560	36:03 at Purdue	10.1.05
3 at Stanford	11.26.05		most all-purpose yards gained			35:49 Michigan State	9.17.05
3 at Purdue	10.1.05		794 at Stanford	11.26.05		35:35 Duke	11.17.07
3 Stanford	10.7.06		716 Michigan State	9.17.05		35:25 at Georgia Tech	9.2.06
3 Penn State	9.9.06		698 BYU	10.22.05		35:26 Purdue	9.27.08
3 Michigan	9.16.06		683 at Purdue	10.1.05		35:33 vs. Navy	11.15.08
3 vs. Navy	10.28.06		646 North Carolina	11.4.06		least time of possession	
3 at USC	11.25.06		642 vs. Hawai'i	12.24.08		20:57 Boston College	10.13.07
3 at Purdue	9.29.07		627 Purdue	9.27.08		21:25 at Air Force	11.11.06
most passes had intercepted			622 at Washington	9.24.05		24:21 at Michigan State	9.23.06
4 at Boston College	11.8.08		605 Tennessee	11.5.05		25:45 at Stanford	11.24.07
3 Michigan	9.16.06		592 at North Carolina	10.11.08		25:54 Air Force	11.10.07
2 at USC	11.29.08		most all-purpose attempts			25:59 at USC	11.28.08
2 vs. Navy	11.15.08		87 Navy	11.3.07		26:00 at Penn State	9.8.07
2 at North Carolina	10.11.08		85 at Stanford	11.26.05		26:04 Michigan	9.16.06
2 at Michigan State	9.20.08		84 at Purdue	10.1.05		26:15 at Michigan State	9.20.08
2 Michigan	9.13.08		81 USC	11.15.05		26:16 at Michigan	9.15.07
2 San Diego State	9.6.08		78 Michigan State	9.17.05		most third down conversions	
2 Boston College	10.13.07		76 vs. Navy	11.15.08		10 at North Carolina	10.11.08
2 at Stanford	11.26.05		76 at Washington	9.24.05		10 at Purdue	10.1.05
2 at Purdue	10.1.05		76 Purdue	9.30.06		10 USC	11.15.05
2 vs. LSU	1.3.07		72 at Pittsburgh	9.3.05		10 at Pittsburgh	9.3.05
2 at Michigan	9.15.07		71 Pittsburgh	11.1.08		10 Duke	11.17.07
2 at Purdue	9.29.07		71 Stanford	10.7.06		9 Navy	11.3.07
highest passing efficiency rating (min. 11 att.)			71 at Purdue	9.29.07		9 Navy	11.12.05
268.5 vs. Hawai'i	12.24.08		most touchdowns scored			9 vs. Ohio State	1.2.06
234.7 at Air Force	11.11.06		7 vs. Hawai'i	12.24.08		8 vs. LSU	1.3.07
222.0 BYU	10.22.05		7 at Purdue	10.1.05		8 North Carolina	11.4.06
210.7 vs. Navy	10.28.06		7 BYU	10.22.05		8 BYU	11.12.05
192.9 at Purdue	10.1.05		6 Navy	11.3.07		8 at Stanford	11.26.05
184.1 Navy	11.12.05		6 Army	11.18.06		8 Purdue	9.30.06
176.8 at Stanford	11.26.05		6 at Air Force	11.11.06		fewest third down conversions	
176.4 North Carolina	11.4.06		6 North Carolina	11.4.06		1 at Michigan State	9.23.06
170.3 at Michigan State	9.23.06		6 Navy	11.12.05		2 at USC	11.29.08
170.1 Stanford	10.4.08		6 at Pittsburgh	9.3.05		2 at Penn State	9.8.07
most total offense plays			6 at Michigan State	9.23.06		2 Michigan	9.16.06
98 Michigan State	9.17.05	38r,60p	most first downs in a game			3 vs. Navy	11.15.08
90 Navy	11.3.07	63r,27p	33 at Pittsburgh	9.3.05		3 Michigan	9.13.08
89 at Purdue	10.1.05	50r,39p	33 Purdue	9.30.06		3 San Diego State	9.6.08
88 at Stanford	11.26.05	50r,38p	32 at Purdue	10.1.05		3 at UCLA	10.6.07
87 USC	11.15.05	52r,35p	31 Michigan State	9.17.05		3 at Air Force	11.11.06
84 at Washington	9.24.05	47r,37p	31 at Washington	9.24.05		4 vs. Hawai'i	12.24.08
83 Pittsburgh	11.1.08	39r,44p	30 at Stanford	11.26.05		4 Syracuse	11.22.08
81 Purdue	9.30.06	43r,38p	29 Navy	11.12.05		4 Stanford	10.4.08
80 Duke	11.17.07	48r,32p	29 Stanford	10.7.06		4 at Stanford	11.24.07
80 UCLA	10.21.06	35r,45p	28 USC	11.15.05		4 Air Force	11.10.07
most total offense yards gained			27 at North Carolina	10.11.08		4 USC	10.20.07
663 at Stanford	11.26.05	231r,432p	27 BYU	10.22.05		4 at Michigan	9.15.07

The Charlie Weis
Record Book

4	UCLA	10.21.06
4	at Michigan	9.10.05

most fourth down conversions

6	Navy	11.3.07
4	at Purdue	9.29.07
4	UCLA	10.21.06
4	Penn State	9.9.06
3	Purdue	9.27.08
3	vs. Navy	10.28.06
3	Michigan State	9.17.05
2	Syracuse	11.22.08
2	at Washington	10.25.08
2	Stanford	10.4.08
2	Air Force	11.10.07
2	at USC	11.25.06
2	at Georgia Tech	9.2.06
2	Syracuse	11.19.05
2	at Michigan State	9.23.06
2	Purdue	9.30.06
2	Georgia Tech	9.1.07

TEAM RECORDS - SPECIAL TEAMS

most punts

10	USC	10.20.07
10	at Penn State	9.8.07
9	at UCLA	10.6.07
9	at Michigan	9.10.05
9	Michigan State	9.22.07
8	at USC	11.29.08
7	at Boston College	11.8.08
7	at Michigan	9.15.07
7	Georgia Tech	9.1.07
7	UCLA	10.21.06
7	Michigan	9.16.06
7	at Michigan State	9.23.06

most punt returns

7	vs. Navy	11.15.08
6	at Stanford	11.26.05
5	North Carolina	11.4.06
4	at Stanford	11.24.07
4	USC	11.15.05
4	at Georgia Tech	9.2.06
3	at Washington	10.25.08
3	at Boston College	11.8.08
3	at Michigan State	9.20.08
3	San Diego State	9.6.08
3	USC	10.20.07
3	Boston College	10.13.07
3	at Michigan	9.15.07
3	Army	11.18.06
3	Tennessee	11.5.05
3	Syracuse	11.19.05
3	Duke	11.17.07

most punt return yards

118	Tennessee	11.5.05
92	vs. Navy	11.15.08
87	USC	11.15.05
84	North Carolina	11.4.06
64	at Stanford	11.24.07
47	at Penn State	9.8.07
44	at Boston College	11.8.08
41	San Diego State	9.6.08
37	Navy	11.3.07
34	Boston College	10.13.07
34	at Stanford	11.26.05

highest avg. gain per punt return (min. 2 ret.)

39.3	Tennessee	11.5.05	3-118
23.5	at Penn State	9.8.07	2-47

21.8	USC	11.15.05	4-87
18.5	Navy	11.3.07	2-37
16.8	North Carolina	11.4.06	5-84
16.0	at Stanford	11.24.07	4-64
15.5	at Washington	9.24.05	2-31
14.7	at Boston College	11.8.08	3-44
13.7	San Diego State	9.6.08	3-41
13.1	vs. Navy	11.15.08	7-92

most kick returns

8	Georgia Tech	9.1.07
8	at Purdue	9.29.07
7	at North Carolina	10.11.08
7	Michigan	9.16.06
7	at USC	11.25.06
6	Air Force	11.10.07
6	vs. LSU	1.3.07
5	Syracuse	11.22.08
5	Pittsburgh	11.1.08
5	at Michigan State	9.20.08
5	Navy	11.3.07
5	USC	10.20.07
5	Michigan State	9.22.07
5	at Michigan	9.15.07
5	BYU	10.22.05

most kick return yards

158	Michigan	9.16.06
147	at Michigan State	9.20.08
142	at USC	11.25.06
133	vs. Hawai'i	12.24.08
133	at Michigan	9.15.07
132	at Purdue	9.29.07
131	Navy	11.3.07
128	vs. LSU	1.3.07
120	at North Carolina	10.11.08
117	Air Force	11.10.07

highest avg. gain per kick return (min. 2 ret.)

44.3	vs. Hawai'i	12.24.08	3-133
39.5	at Georgia Tech	9.2.06	2-79
31.0	at Purdue	10.1.05	2-62
29.4	at Michigan State	9.20.08	5-147
27.5	North Carolina	11.4.06	4-110
26.6	at Michigan	9.15.07	5-133
26.3	Purdue	9.27.08	4-105
26.2	Navy	11.3.07	5-131
25.3	at Penn State	9.8.07	4-101
24.8	at Michigan State	9.23.06	4-99

TEAM RECORDS - DEFENSE

most points allowed

47	Michigan	9.16.06
46	Navy	11.3.07
44	Michigan State	9.17.05
44	at USC	11.25.06
41	vs. LSU	1.3.07
41	Air Force	11.10.07
38	at USC	11.29.08
38	at Michigan	9.15.07
38	USC	10.20.07
37	at Michigan State	9.23.06

most points allowed (quarter)

21 (2nd)	at Michigan	9.15.07
20 (1st)	Michigan	9.16.06
17 (2nd)	at USC	11.29.08
17 (1st)	Michigan State	9.23.06
17 (4th)	Stanford	11.26.05
16 (4th)	USC	11.25.06
14 (4th)	Syracuse	11.22.08

14 (3rd)	Pittsburgh	11.1.08
14 (4th)	Stanford	10.4.08
14 (4th)	Georgia Tech	9.1.07
14 (1st)	Michigan State	9.22.07
14 (3rd)	Michigan State	9.22.07
14 (3rd)	Boston College	10.13.07
14 (3rd)	USC	10.20.07
14 (2nd)	Navy	11.3.07
14 (3rd)	Air Force	11.10.07
14 (1st)	Michigan State	9.17.05
14 (3rd)	Michigan State	9.17.05
14 (4th)	Washington	9.24.05
14 (3rd)	Purdue	10.1.05
14 (4th)	Purdue	10.1.05
14 (1st)	USC	10.15.05
14 (2nd)	Ohio State	1.2.06
14 (4th)	Penn State	9.9.06
14 (2nd)	Michigan	9.16.06
14 (2nd)	Michigan State	9.23.06
14 (2nd)	UCLA	10.21.06
14 (2nd)	Navy	10.28.06
14 (1st)	USC	11.25.06
14 (1st)	LSU	1.3.07

most points allowed (half)

34 (1st)	Michigan	9.16.06
31 (1st)	at Michigan State	9.23.06
31 (1st)	at Michigan	9.15.07
28 (2nd)	at Purdue	10.1.05
24 (1st)	at USC	11.29.08
24 (1st)	Michigan State	9.17.05
24 (2nd)	Air Force	11.10.07
23 (2nd)	USC	11.25.06
23 (1st)	Purdue	9.29.07
21 (2nd)	Pittsburgh	11.1.08
21 (1st)	Ohio State	1.2.06
21 (1st)	USC	11.25.06
21 (1st)	LSU	1.3.07
21 (2nd)	USC	10.20.07

fewest points allowed

6	at UCLA	10.6.07
7	at Washington	10.25.08
7	Duke	11.17.07
9	Army	11.18.06
10	Syracuse	11.19.05
10	at Michigan	9.10.05
10	at Georgia Tech	9.2.06
13	San Diego State	9.6.08
14	vs. Navy	10.28.06
14	at Stanford	11.24.07

fewest points allowed (quarter)

0 (1st)	vs. Hawai'i	12.24.08
0 (3rd)	Syracuse	11.22.08
0 (1st)	vs. Navy	11.15.08
0 (3rd)	vs. Navy	11.15.08
0 (4th)	at Boston College	11.8.08
0 (2nd)	Pittsburgh	11.1.08
0 (3rd)	at Washington	10.25.08
0 (2nd)	at Washington	10.25.08
0 (3rd)	at Washington	10.25.08
0 (1st)	Stanford	10.4.08
0 (3rd)	Stanford	10.4.08
0 (4th)	Purdue	9.27.08
0 (3rd)	Michigan	9.13.08
0 (4th)	Michigan	9.13.08
0 (1st)	San Diego State	9.6.08
0 (4th)	San Diego State	9.6.08
0 (3rd)	at Pittsburgh	9.3.05
0 (1st)	at Michigan	9.10.05
0 (3rd)	at Michigan	9.10.05

The Charlie Weis Record Book

0 (4th)	Michigan State	9.17.05
0 (1st)	at Washington	9.24.05
0 (3rd)	at Washington	9.24.05
0 (1st)	at Purdue	10.1.05
0 (2nd)	at Purdue	10.1.05
0 (2nd)	USC	10.8.05
0 (2nd)	BYU	10.22.05
0 (4th)	BYU	10.22.05
0 (4th)	Tennessee	11.5.05
0 (2nd)	Navy	11.12.05
0 (2nd)	Syracuse	11.19.05
0 (3rd)	Syracuse	11.19.05
0 (3rd)	Stanford	11.26.05
0 (3rd)	at Georgia Tech	9.2.06
0 (4th)	at Georgia Tech	9.2.06
0 (1st)	Penn State	9.9.06
0 (2nd)	Penn State	9.9.06
0 (4th)	at Michigan State	9.23.06
0 (3rd)	Purdue	9.30.06
0 (2nd)	Stanford	10.7.06
0 (3rd)	Stanford	10.7.06
0 (1st)	UCLA	10.21.06
0 (3rd)	UCLA	10.21.06
0 (1st)	vs. Navy	10.28.06
0 (3rd)	vs. Navy	10.28.06
0 (4th)	vs. Navy	10.28.06
0 (4th)	North Carolina	11.4.06
0 (2nd)	at Air Force	11.11.06
0 (2nd)	Army	11.18.06
0 (3rd)	Army	11.18.06
0 (4th)	at Michigan	9.15.07
0 (4th)	Michigan State	9.22.07
0 (3rd)	at UCLA	10.6.07
0 (4th)	at UCLA	10.6.07
0 (4th)	Boston College	10.13.07
0 (1st)	Navy	11.3.07
0 (1st)	Duke	11.17.07
0 (2nd)	Duke	11.17.07
0 (3rd)	Duke	11.17.07
0 (3rd)	at Stanford	11.24.07
0 (4th)	at Stanford	11.24.07

fewest points allowed (half)

0 (1st)	at Washington	10.25.08
0 (2nd)	Michigan	9.13.08
0 (1st)	at Purdue	10.1.05
0 (2nd)	at Georgia Tech	9.2.06
0 (1st)	Penn State	9.2.06
0 (2nd)	vs. Navy	10.28.06
3 (1st)	Pittsburgh	11.1.08
3 (1st)	at Michigan	9.10.05
3 (1st)	at Washington	9.24.05
3 (1st)	Syracuse	11.19.05
3 (1st)	Stanford	10.7.06
3 (2nd)	UCLA	10.21.06
3 (1st)	at Air Force	11.11.06
3 (1st)	Army	11.18.06

margin of defeat

38	at Michigan	9.15.07
38	USC	10.20.07
35	at USC	11.29.08
30	Georgia Tech	9.1.07
27	vs. LSU	1.3.07
26	Michigan	9.16.06
21	at Penn State	9.8.07
20	at USC	11.25.06
17	at Boston College	11.8.08
17	Michigan State	9.22.07
17	Air Force	11.10.07

most rushing yards allowed

289	at Michigan (61)	9.15.07
285	Air Force (63)	11.10.07
275	vs. Ohio State (36)	1.2.06
271	vs. Navy (56)	10.28.06
259	Georgia Tech (43)	9.1.07
257	Navy (66)	11.3.07
248	at Michigan State (43)	9.23.06
245	vs. LSU (37)	1.3.07
239	Navy (58)	11.12.05
227	USC (36)	10.20.07

fewest rushing yards allowed

-11	at Stanford (25)	11.26.05
26	at Washington (23)	10.25.08
26	UCLA (28)	10.21.06
31	UNC (25)	11.4.06
32	vs. Hawai'i (19)	12.24.08
41	at Washington (22)	9.24.05
58	Army (36)	11.18.06
71	San Diego State	9.6.08
72	Stanford (31)	10.7.06
75	BYU (34)	10.22.05

highest avg. per rush allowed (min. 20)

7.64	vs. Ohio State	1.2.06
6.83	at Purdue	10.1.05
6.62	vs. LSU	1.3.07
6.31	USC	10.20.07
6.02	Georgia Tech	9.1.07
5.76	at Michigan State	9.23.06
5.65	USC	10.15.05
5.30	at USC	11.29.08
4.94	Boston College	10.13.07
4.84	Navy	10.28.06

lowest avg. per rush allowed (min. 20)

-0.44	at Stanford	11.26.05	25(-11)
0.93	UCLA	10.21.06	28-26
1.13	at Washington	10.25.08	23-26
1.24	UNC	11.4.06	25-31
1.61	Army	11.18.06	36-58
1.68	vs. Hawai'i	12.24.08	19-32
1.86	at Washington	9.24.05	22-41
2.21	BYU	10.22.05	34-75
2.32	Stanford	10.7.06	31-72
2.41	at UCLA	10.6.07	37-89

most rushing TDs allowed

5	USC	10.15.05
4	Navy	11.3.07
3	vs. Navy	11.15.08
3	vs. LSU	1.3.07
3	Georgia Tech	9.1.07
2	at USC	11.29.08
2	Pittsburgh	11.1.08
2	at North Carolina	10.11.08
2	at Michigan State	9.20.08
2	Michigan State	9.17.05
2	at Purdue	10.1.05
2	Navy	11.12.05
2	vs. Ohio State	1.2.06
2	at Penn State	9.8.07
2	at Michigan	9.15.07
2	Boston College	10.13.07
2	Air Force	11.10.07
2	at Stanford	11.24.07
2	at USC	11.25.06
2	vs. Navy	10.28.06

fewest rushing TDs allowed

0	vs. Hawai'i	12.24.08
0	at Boston College	11.8.08

0	at Washington	10.25.08
0	at Michigan	9.10.05
0	Syracuse	11.19.05
0	Stanford	11.26.05
0	at Georgia Tech	9.2.06
0	Stanford	10.7.06
0	UCLA	10.21.06
0	UNC	11.4.06
0	at Air Force	11.11.06
0	Army	11.18.06
0	Michigan State	9.22.07
0	at UCLA	10.6.07

highest completion percentage (min. 10 att.)

73.7	at Air Force	11.11.06	14-19
69.7	at USC	11.29.08	23-33
69.6	Michigan	9.13.08	16-23
67.9	vs. Ohio State	1.2.06	19-28
65.3	Boston College	10.13.07	32-49
64.3	Stanford	10.4.08	29-40
63.9	at Stanford	11.26.05	23-36
63.6	vs. Hawai'i	12.24.08	28-44
62.5	Air Force	11.10.07	10-16
61.8	vs. LSU	1.3.07	21-34

lowest completion percentage (min. 10 att.)

21.4	vs. Navy	11.15.08	3-14
38.1	Army	11.18.06	8-21
40.0	Navy	11.12.05	4-10
40.6	Tennessee	11.5.05	13-32
40.9	Syracuse	11.19.05	9-22
42.1	at UCLA	10.6.07	16-38
43.2	at Michigan	9.10.05	19-44
43.8	at Michigan	9.15.07	7-16
44.0	at Washington	10.25.08	11-25
45.5	at Stanford	11.24.07	15-33

most pass yards allowed

408	at Washington	9.24.05
359	Purdue	9.27.08
350	at Purdue	10.1.05
347	at Stanford	11.26.05
346	North Carolina	11.4.06
342	vs. Ohio State	1.2.05
327	Michigan State	9.17.05
326	vs. Hawai'i	12.24.08
319	at Michigan State	9.23.06
317	BYU	10.22.05

fewest pass yards allowed

43	vs. Navy	10.28.06
64	vs. Navy	11.15.08
75	Navy	11.12.05
78	Syracuse	11.19.05
79	at Boston College	11.8.08
81	Navy	11.3.07
90	at Michigan	9.15.07
92	Army	11.18.06
98	at Washington	10.25.08
120	Air Force	11.10.07

most interceptions

4	at UCLA	10.6.07
3	at USC	11.29.08
3	Pittsburgh	11.1.08
3	Stanford	10.4.08
2	Michigan	9.13.08
2	Tennessee	10.5.05
2	BYU	10.22.05
2	USC	10.15.05
2	at Michigan State	9.23.06
2	Army	11.18.06
2	at USC	11.25.06

The Charlie Weis
Record Book

2	at Purdue	9.29.07
2	at Stanford	11.24.07

fewest interceptions

0	Syracuse	11.22.08
0	vs. Navy	11.15.08
0	at Boston College	11.8.08
0	at Washington	10.25.08
0	at North Carolina	10.11.08
0	at Michigan State	9.20.08
0	Georgia Tech	9.1.07
0	at Michigan	9.15.07
0	USC	10.20.07
0	Navy	11.3.07
0	Air Force	11.10.07
0	Duke	11.17.07
0	at Stanford	11.25.05
0	vs. Ohio State	1.2.06
0	at Georgia Tech	9.2.06
0	Purdue	9.30.06
0	vs. Navy	10.28.06
0	North Carolina	11.4.06
0	at Air Force	11.11.06

most total offense yards allowed

617	vs. Ohio State	1.2.06
577	vs. LSU	1.3.07
514	at Purdue	10.1.05
490	Purdue	9.30.06
488	Michigan State	9.17.05
476	USC	10.15.05
462	Purdue	9.27.08
462	USC	10.20.07
459	Boston College	10.13.07
449	at USC	11.29.08
449	at Washington	9.24.05

fewest total offense yards

124	at Washington	10.25.08
150	Army	11.18.06
221	Syracuse	11.19.05
226	Stanford	10.7.06
232	Duke	11.17.07
243	UCLA	10.21.06
244	North Carolina	11.4.06
259	at Georgia Tech	9.2.06
282	at UCLA	10.6.07
292	at Boston College	11.8.08

most plays

83	Boston College	10.13.07
82	at Purdue	10.1.05
79	Air Force	11.10.07
79	at Air Force	11.11.06
79	at Purdue	9.29.07
79	BYU	10.22.05
77	Pittsburgh	11.1.08
77	at Michigan	9.15.07
75	at UCLA	10.6.07
75	Navy	11.3.07

fewest plays

48	at Washington	10.25.08
49	North Carolina	11.4.06
49	Stanford	10.7.06
52	at Georgia Tech	9.1.06
57	Army	11.18.06
60	USC	11.25.06
60	Syracuse	11.19.05
61	Stanford	10.7.06
62	Syracuse	11.22.08
62	at Washington	9.24.05

most first downs

31	vs. LSU	1.3.07
29	at Purdue	
27	at Purdue	9.29.07
27	vs. Ohio State	
26	BYU	
25	at Michigan	9.15.07
25	Penn State	9.9.06
24	vs. Navy	11.15.08
24	Purdue	9.30.06
24	at Air Force	11.11.06
24	USC	10.20.07

fewest first downs

9	at Washington	10.25.08
10	North Carolina	11.4.06
11	Syracuse	11.19.05
12	UCLA	10.21.07
12	Army	11.18.06
14	at Stanford	11.26.05
14	Stanford	10.7.06
14	at Georgia Tech	9.1.06
15	at Michigan	9.10.05
16	at Boston College	11.8.08
16	Duke	11.17.07
16	at Michigan State	9.20.08

most fumble returns for TD

1	Michigan	9.13.08
1	Penn State	9.9.06
1	at UCLA	10.6.07

most fumble returns

2	at UCLA	10.6.07
1	Syracuse	11.22.08
1	Stanford	10.4.08
1	Penn State	9.9.06
1	Michigan	9.13.08

most fumble return yards

45	at UCLA	10.6.07
35	Michigan	9.13.08
28	Syracuse	11.22.08
25	Penn State	9.9.06
2	Stanford	10.4.08

most interception returns for TD

1	Michigan State	9.23.06
1	at Penn State	9.8.07
1	Boston College	10.13.07
1	Purdue	9.27.08

most punt block returns for TD

1	vs. Navy	11.15.08
---	----------	----------

most interception returns

4	at UCLA	10.6.07
3	Pittsburgh	11.1.08
3	at USC	11.29.08
3	Stanford	10.4.08
2	Michigan	9.13.08
2	at Stanford	11.24.07
2	at Purdue	9.29.07
2	at USC	11.25.06
2	Army	11.18.06
2	Tennessee	11.5.05
2	USC	11.15.05
2	BYU	10.22.05
2	at Michigan State	9.23.06

most interception return yards

86	BYU	10.22.05
80	Michigan	9.13.08
74	Tennessee	11.5.05
73	at Penn State	9.8.07
64	at UCLA	10.6.07
51	Michigan	9.16.06
47	Pittsburgh	11.1.08
47	Purdue	9.27.08
46	at Stanford	11.24.07
32	at USC	11.29.08

highest average gain per int return (min. 2 ret.)

43.0	BYU	10.22.05	2-86
40.0	Michigan	9.13.08	2-80
37.0	Tennessee	11.5.05	2-74
23.0	at Stanford	11.24.07	2-46
16.0	at UCLA	10.6.07	4-64
15.7	Pittsburgh	11.1.08	3-47
13.5	at Michigan State	9.23.06	2-27
10.7	at USC	11.29.08	3-32
6.5	USC	11.15.05	2-13
0.7	Stanford	10.4.08	3-2

most tackles

109	at Air Force	11.11.06	45-64
109	Navy	11.3.07	35-74
97	Air Force	11.10.07	39-58
97	Navy	11.12.05	29-68
87	Michigan State	9.22.07	35-52
87	BYU	10.22.05	42-45
85	at Michigan	9.15.07	51-34
85	Michigan	9.16.06	31-54
83	USC	10.20.07	35-48
83	at Stanford	11.24.07	45-38

most quarterback sacks

8.0	vs. Hawai'i	12.24.08
7.0	at Stanford	11.26.05
5.0	Stanford	10.4.08
5.0	at Stanford	11.24.07
5.0	at UCLA	10.6.07
5.0	Stanford	10.7.06
5.0	at Pittsburgh	9.3.05
4.0	at Washington	10.25.08
4.0	North Carolina	11.4.06
4.0	vs. Navy	10.28.06

most tackles for loss

12.0	Syracuse	11.19.05
11.0	Tennessee	11.5.05
10.0	at Stanford	11.26.05
9.0	at UCLA	10.6.07
9.0	Michigan State	9.17.05
8.0	vs. Hawai'i	12.24.08
8.0	Pittsburgh	11.1.08
8.0	Army	11.18.06
8.0	North Carolina	11.4.06
8.0	UCLA	10.21.06
8.0	at Pittsburgh	9.3.05
8.0	Michigan	9.13.08
8.0	Michigan	9.16.06

most fumbles forced

4	at UCLA	10.6.07
3	Penn State	9.9.06
3	Michigan State	9.17.05
2	vs. LSU	1.3.07
2	Syracuse	11.22.08
2	at Boston College	11.8.08
2	Michigan	9.13.08
2	Navy	11.3.07
2	at Penn State	9.8.07

The Charlie Weis Record Book

2	Tennessee	11.5.05
2	at Pittsburgh	9.3.05
2	at Michigan State	9.23.06
2	at Washington	9.24.05

most fumbles recovered

4	Michigan	9.13.08
3	at UCLA	10.6.07
2	Syracuse	11.22.08
2	Duke	11.17.07
2	Air Force	11.10.07
2	at Michigan	9.15.07
2	at Penn State	9.8.07
2	vs Ohio State	1.2.06
2	Penn State	9.9.06
2	Michigan State	9.17.05
2	at Washington	9.24.05

most pass breakups

9	at Michigan	9.10.05
8	San Diego State	9.6.08
7	USC	10.20.07
7	at UCLA	10.6.07
6	Syracuse	11.22.08
6	at Boston College	11.8.08
6	Duke	11.17.07
6	at Purdue	10.1.05
5	vs. Hawai'i	12.24.08
5	Tennessee	11.5.05
5	at Pittsburgh	9.3.05
5	Penn State	9.9.06
5	at Washington	9.24.05
5	Purdue	9.30.06

most blocked kicks

2	North Carolina	11.4.06
2	vs. Ohio State	1.2.06
2	Syracuse	11.19.05
1	13 Times	

INDIVIDUAL RECORDS - OFFENSE

most rushing attempts

35	Darius Walker, at Stanford (11.26.05)
32	James Aldridge, Navy (11.3.07)
31	Darius Walker, Purdue (9.30.06)
26	Darius Walker, Syracuse (11.19.05)
26	Darius Walker, at Michigan (9.10.05)
26	Darius Walker, Michigan State (9.17.05)
25	Darius Walker, Stanford (10.7.06)
24	Darius Walker, Army (11.18.06)
23	Darius Walker, at Purdue (10.1.05)
22	James Aldridge, at UCLA (10.6.07)
22	Darius Walker, at Georgia Tech (9.2.06)
22	Darius Walker, vs. LSU (1.3.07)

most rushing yards

186	Darius Walker, at Stanford (11.26.05)
162	Darius Walker, Army (11.18.06)
153	Darius Walker, Stanford (10.7.06)
153	Darius Walker, at Air Force (11.11.06)
146	Darius Walker, Purdue (9.30.06)
136	Robert Hughes, at Stanford (11.24.07)
134	Armando Allen, Purdue (9.27.08)
128	Darius Walker, at Washington (9.24.05)
128	Darius Walker, vs. LSU (1.3.07)
125	James Aldridge, Navy (11.3.07)

highest average gain per rush (min. 10)

10.2	Darius Walker, at Air Force (11.11.06)	15-153
7.9	Armando Allen, Purdue (9.27.08)	17-134
7.6	Robert Hughes, at Stanford (11.24.07)	18-136

6.8	Darius Walker, Army (11.18.06)	24-162
6.7	Brady Quinn, at USC (11.25.06)	11-74
6.47	Robert Hughes, vs. Duke (11.17.07)	17-110
6.46	James Aldridge, at Washington (10.25.08)	13-84
6.2	Darius Walker, Navy (11.12.05)	19-118
6.1	Darius Walker, Stanford (10.7.06)	25-153
6.1	Darius Walker, at Washington (9.24.05)	21-128

most rushing touchdowns

3	Travis Thomas, Navy (11.3.07)
3	Rashon Powers-Neal, at Pittsburgh (9.3.05)
3	Darius Walker, vs Ohio State (1.2.06)
2	James Aldridge, at Washington (10.25.08)
2	Robert Hughes, vs. Michigan (9.13.08)
2	Darius Walker, Army (11.18.06)
2	Rashon Powers-Neal, at Purdue (10.1.05)

longest rush from scrimmage

60	Brady Quinn, at USC (11.25.06)
45	Robert Hughes, at Stanford (11.24.07)
43	James Aldridge, Michigan State (9.22.07)
43	Travis Thomas, Penn State (9.9.06)
39	Darius Walker, at Air Force (11.11.06)
38	Darius Walker, at Stanford (11.26.05)
37	Darius Walker, Syracuse (11.19.05)
35	Darius Walker, vs. LSU (1.3.07)
35	Harrison Smith, at Washington (10.25.08)
33	Robert Hughes, vs. Duke (11.17.07)

most passing attempts

60	Brady Quinn, Michigan State (9.17.05)
48	Jimmy Clausen, at North Carolina (10.11.08)
48	Brady Quinn, Michigan (9.16.06)
46	Jimmy Clausen, at Boston College (11.8.08)
45	Brady Quinn, at USC (11.25.06)
45	Brady Quinn, UCLA (10.21.06)
45	Brady Quinn, vs Ohio State (1.2.06)
44	Jimmy Clausen, Pittsburgh (11.1.08)
41	Jimmy Clausen, at Michigan State (9.20.08)
41	Brady Quinn, BYU (10.22.05)

most passing completions

33	Brady Quinn, Michigan State (9.17.05)
32	Brady Quinn, BYU (10.22.05)
31	Jimmy Clausen, at North Carolina (10.11.08)
29	Jimmy Clausen, Stanford (10.4.08)
29	Brady Quinn, vs Ohio State (1.2.06)
29	Brady Quinn, at Purdue (10.1.05)
29	Brady Quinn, Purdue (9.30.06)
27	Brady Quinn, UCLA (10.21.06)
27	Brady Quinn, Stanford (10.7.06)
26	Jimmy Clausen, Boston College (11.8.08)

highest completion percentage (min. 10 att.)

84.6	Jimmy Clausen, vs. Hawai'i	22-26
83.3	Jimmy Clausen, vs. Navy (11.15.08)	15-18
80.6	Brady Quinn, at Purdue (10.1.05)	29-36
78.0	Brady Quinn, BYU (10.22.05)	32-41
76.9	Evan Sharpley, Georgia Tech (9.1.07)	10-13
76.3	Brady Quinn, Purdue (9.30.06)	29-38
73.7	Brady Quinn, at Air Force (11.11.06)	14-19
73.3	Brady Quinn, Army (11.18.06)	22-30
73.0	Brady Quinn, Stanford (10.7.06)	27-37
72.5	Jimmy Clausen, Stanford (10.4.08)	29-40

most passing yards

487	Brady Quinn, Michigan State (9.17.05)
467	Brady Quinn, BYU (10.22.05)
440	Brady Quinn, at Purdue (10.1.05)
432	Brady Quinn, at Stanford (11.26.05)
401	Jimmy Clausen, vs. Hawai'i (12.24.08)
383	Jimmy Clausen, at North Carolina (10.11.08)

347	Jimmy Clausen, Stanford (10.4.08)
346	Brady Quinn, North Carolina (11.4.06)
327	Brady Quinn, at Washington (9.24.05)
319	Brady Quinn, at Michigan State (9.23.06)

most passing yards per attempt (min. 10 att.)

15.4	Jimmy Clausen, vs. Hawai'i (12.24.08)	26-401
12.2	Brady Quinn, at Purdue (10.1.05)	36-440
11.8	Brady Quinn, vs. Navy (10.28.06)	25-295
11.4	Brady Quinn, BYU (10.22.05)	41-467
11.4	Brady Quinn, at Stanford (11.26.05)	38-432
10.9	Brady Quinn, at Air Force (11.11.06)	19-207
9.9	Brady Quinn, at Michigan State (11.4.06)	35-346
9.2	Brady Quinn, Navy (11.12.05)	31-284
8.9	Brady Quinn, Tennessee (11.5.05)	33-295
8.9	Brady Quinn, at Michigan State (9.23.06)	36-319

most passing yards per comp. (min. 5 comp.)

18.2	Jimmy Clausen, vs. Hawai'i (12.24.08)	22-401
17.3	Brady Quinn, at Stanford (11.26.05)	25-432
16.4	Brady Quinn, vs. Navy (10.28.06)	18-295
15.9	Brady Quinn, at Michigan State (9.23.06)	20-319
15.2	Brady Quinn, at Purdue (10.1.05)	29-440
15.0	Brady Quinn, North Carolina (11.4.06)	23-346
14.8	Brady Quinn, at Air Force (11.11.06)	14-207
14.8	Brady Quinn, Michigan State (9.17.05)	33-487
14.8	Brady Quinn, Tennessee (11.5.05)	20-295
14.7	Jimmy Clausen, Michigan (9.13.08)	10-147

most passing touchdowns

6	Brady Quinn, BYU (10.22.05)
5	Jimmy Clausen, vs. Hawai'i (12.24.08)
5	Brady Quinn, Michigan State (9.17.05)
5	Brady Quinn, at Michigan State (9.23.06)
4	Brady Quinn, at Air Force (11.11.06)
4	Brady Quinn, North Carolina (11.4.06)
4	Brady Quinn, Navy (11.12.05)
3	Jimmy Clausen, Pittsburgh (11.1.08)
3	Jimmy Clausen, Stanford (10.4.08)
3	Jimmy Clausen, Purdue (9.27.08)
3	Jimmy Clausen, San Diego State (9.6.08)
3	Jimmy Clausen, Duke (11.17.07)
3	Jimmy Clausen, Air Force (11.10.07)
3	Brady Quinn, at USC (11.25.06)
3	Brady Quinn, Army (11.18.06)
3	Brady Quinn, Tennessee (11.5.05)
3	Brady Quinn, at Stanford (11.26.05)
3	Brady Quinn, at Purdue (10.1.05)
3	Brady Quinn, Stanford (10.7.06)
3	Brady Quinn, Penn State (9.9.06)
3	Brady Quinn, Michigan (9.16.06)
3	Brady Quinn, vs. Navy (10.28.06)

most passing interceptions

4	Jimmy Clausen, at Boston College (11.8.08)
3	Brady Quinn, Michigan (9.16.06)
2	Jimmy Clausen, at USC (11.29.08)
2	Jimmy Clausen, vs. Navy (11.15.08)
2	Jimmy Clausen, at North Carolina (10.11.08)
2	Jimmy Clausen, Michigan (9.13.08)
2	Jimmy Clausen, San Diego State (9.6.08)
2	Jimmy Clausen, Boston College (10.13.07)
2	Brady Quinn, at Stanford (11.26.05)
2	Brady Quinn, vs. LSU (1.3.07)
2	Jimmy Clausen, at Michigan State (9.20.08)

highest passing efficiency rating (min. 10 att.)

277.6	Jimmy Clausen, vs. Hawai'i (12.24.08)
234.7	Brady Quinn, at Air Force (11.11.06)
222.0	Brady Quinn, BYU (10.22.05)
210.7	Brady Quinn, vs. Navy (10.28.06)

The Charlie Weis
Record Book

205.2	Brady Quinn, at Purdue (10.1.05)
186.5	Brady Quinn, North Carolina (11.4.06)
184.1	Brady Quinn, Navy (11.12.05)
176.8	Brady Quinn, at Stanford (11.26.05)
170.3	Brady Quinn, at Michigan State (9.23.06)
170.1	Jimmy Clausen, Stanford (10.4.08)

longest pass completion

80	Brady Quinn, at Stanford (11.26.05)
73	Brady Quinn, Tennessee (11.5.05)
69	Jimmy Clausen, vs. Hawai'i (12.24.08)
62	Brady Quinn, at Michigan State (9.23.06)
60	Jimmy Clausen, Michigan (9.13.08)
55	Brady Quinn, at Purdue (10.1.05)
52	Brady Quinn, at Washington (9.24.05)
51	Jimmy Clausen, at Washington (10.25.08)
51	Brady Quinn, at Pittsburgh (9.3.05)
51	Brady Quinn, at Air Force (11.11.06)

most receptions

14	Maurice Stovall, BYU (10.22.05)
10	Michael Floyd, Pittsburgh (11.1.08)
10	Rhema McKnight, Purdue (9.30.06)
10	Jeff Samardzija, BYU (10.22.05)
9	Armando Allen, at Boston College (11.8.08)
9	Jeff Samardzija, Army (11.18.06)
9	Maurice Stovall, vs Ohio State (1.2.06)
9	Darius Walker, Purdue (9.30.06)
8	Jeff Samardzija, vs. LSU (1.3.07)
8	John Carlson, North Carolina (11.4.06)
8	David Grimes, UCLA (10.21.06)
8	Jeff Samardzija, UCLA (10.21.06)
8	Rhema McKnight, Georgia Tech (9.2.06)
8	Jeff Samardzija, Stanford (11.26.05)
8	Jeff Samardzija, Washington (9.24.05)
8	Maurice Stovall, Navy (11.12.05)
8	Maurice Stovall, at Purdue (10.1.05)
8	Maurice Stovall, Michigan State (9.17.05)

most receiving yards

207	Maurice Stovall, BYU (10.22.05)
191	Jeff Samardzija, at Stanford (11.26.05)
177	Golden Tate, vs. Hawai'i (12.24.08)
177	Jeff Samardzija, North Carolina (11.4.06)
176	Maurice Stovall, Michigan State (9.17.05)
164	Jeff Samardzija, at Washington (9.24.05)
153	Jeff Samardzija, at Purdue (10.1.05)
152	Jeff Samardzija, BYU (10.22.05)
146	Golden Tate, Syracuse (11.22.08)
136	Maurice Stovall, at Stanford (11.26.05)

highest avg. gain per reception (min. 3 rec.)

34.7	Golden Tate, at Purdue (9.29.07)	3-104
31.8	Golden Tate, Michigan (9.13.08)	4-127
30.3	Maurice Stovall, Syracuse (11.19.05)	3-91
30.2	John Carlson, at Michigan State (9.23.06)	4-121
29.5	Jeff Samardzija, North Carolina (11.4.06)	6-177
29.5	Golden Tate, vs. Hawai'i (12.24.08)	6-177
26.8	Michael Floyd, at Washington (10.25.08)	4-107
24.2	Golden Tate, at North Carolina (10.11.08)	5-121
24.0	David Grimes, vs. Navy (10.28.06)	3-72
23.9	Jeff Samardzija, at Stanford (11.26.05)	8-191

most receiving touchdowns

4	Maurice Stovall, BYU (10.22.05)
3	Golden Tate, vs. Hawai'i (12.24.08)
3	Jeff Samardzija, Michigan State (9.17.05)
3	Jeff Samardzija, Navy (11.12.05)
2	Golden Tate, Syracuse (11.22.08)
2	Michael Floyd, Pittsburgh (11.1.08)
2	Duval Kamara, Navy (11.3.07)
2	Rhema McKnight, Army (11.18.06)

2	Rhema McKnight, North Carolina (11.4.06)
2	Rhema McKnight, at Michigan State (9.23.06)
2	Rhema McKnight, Purdue (9.30.06)
2	Jeff Samardzija, Purdue (9.30.06)
2	Jeff Samardzija, at Stanford (11.26.05)
2	Jeff Samardzija, at Purdue (10.1.05)
2	Jeff Samardzija, BYU (10.22.05)
2	Jeff Samardzija, at Michigan State (9.23.06)
2	Rhema McKnight, vs. Navy (10.28.06)

longest pass reception

80	Jeff Samardzija, at Stanford (11.26.05)
73	Jeff Samardzija, Tennessee (11.5.05)
69	Golden Tate, vs. Hawai'i (12.24.08)
62	John Carlson, at Michigan State (9.23.06)
60	Golden Tate, Michigan (9.13.08)
55	Jeff Samardzija, at Purdue (10.1.05)
52	Jeff Samardzija, at Washington (9.24.05)
51	Michael Floyd, at Washington (10.25.08)
51	Darius Walker, at Pittsburgh (9.3.05)
51	Jeff Samardzija, at Air Force (11.11.06)

most total offense plays

67	Brady Quinn, Michigan State (9.17.05)	7r,60p
59	Jimmy Clausen, at North Carolina (10.11.08)	11r,48p
59	Brady Quinn, UCLA (10.21.06)	14r,45p
56	Brady Quinn, at USC (11.25.06)	11r,45p
55	Brady Quinn, vs Ohio State (1.2.06)	10r,45p
52	Jimmy Clausen, at Boston College (11.8.08)	6r,46p
52	Brady Quinn, Michigan (9.16.06)	4r,48p
50	Jimmy Clausen, Air Force (11.10.07)	10r,40p
48	Brady Quinn, USC (11.15.05)	13r,35p
47	Jimmy Clausen, Pittsburgh (11.1.08)	3r,44p

most total offense yards gained

479	Brady Quinn, Michigan State (9.17.05)	-8r,487p
463	Brady Quinn, at Purdue (10.1.05)	23r,440p
457	Brady Quinn, BYU (10.22.05)	-10r,467p
453	Brady Quinn, at Stanford (11.26.05)	21r,432p
395	Jimmy Clausen, vs. Hawai'i (12.24.08)	-6r,401p
377	Jimmy Clausen, at North Carolina (10.11.08)	-6r,383p
356	Brady Quinn, at Washington (9.24.05)	29r,327p
351	Jimmy Clausen, Stanford (10.4.08)	4r,347p
348	Brady Quinn, at USC (11.25.06)	74r,274p
323	Brady Quinn, vs. Navy (10.28.06)	28r,295p

highest average gain per play (min. 20 plays)

14.1	Jimmy Clausen, at Hawai'i (12.24.08)	28-395
11.6	Brady Quinn, at Purdue (10.1.05)	40-463
11.1	Brady Quinn, vs. Navy (10.28.06)	29-323
10.3	Brady Quinn, at Stanford (11.26.05)	44-453
10.2	Brady Quinn, BYU (10.22.05)	45-457
9.1	Brady Quinn, Navy (11.12.05)	34-311
8.8	Brady Quinn, at Air Force (11.11.06)	23-203
8.7	Brady Quinn, at Washington (9.24.05)	41-356
8.6	Brady Quinn, at Pittsburgh (9.3.05)	32-276
8.0	Jimmy Clausen, Stanford (10.4.08)	44-351

most all-purpose yards gained

247	Armando Allen, Purdue (9.27.08)
241	Darius Walker, at Stanford (11.26.05)
226	Armando Allen, Navy (11.3.07)
223	Golden Tate, Syracuse (11.22.08)
219	Darius Walker, Purdue (9.30.06)
213	Golden Tate, at North Carolina (10.11.08)
208	Maurice Stovall, BYU (10.22.05)
203	Golden Tate, vs. Hawai'i (12.24.08)
201	Golden Tate, Pittsburgh (11.1.08)
199	Golden Tate, at Boston College (11.8.08)

most all-purpose attempts

40	Darius Walker, at Stanford (11.26.05)
----	---------------------------------------

40	Darius Walker, Purdue (9.30.06)
32	James Aldridge, Navy (11.3.07)
31	Darius Walker, Stanford (10.7.06)
31	Darius Walker, at Michigan (9.10.05)
31	Darius Walker, Michigan State (9.17.05)
29	Darius Walker, Syracuse (11.19.05)
29	Darius Walker, Army (11.18.06)
27	Darius Walker, Penn State (9.9.06)
26	Darius Walker, at Georgia Tech (9.2.06)

most points scored

24	Maurice Stovall, BYU (10.22.05)
18	Golden Tate, vs. Hawai'i (12.24.08)
18	Travis Thomas, Navy (11.3.07)
18	Rashon Powers-Neal, at Pittsburgh (9.3.05)
18	Jeff Samardzija, Michigan State (9.17.05)
18	Maurice Stovall, Navy (11.12.05)
18	Darius Walker, vs Ohio State (1.2.06)
15	Brandon Walker, Pittsburgh (11.1.08)
12	22 times

most touchdowns scored

4	Maurice Stovall, BYU (10.22.05)
3	Golden Tate, vs. Hawai'i (12.24.08)
3	Travis Thomas, Navy (11.3.07)
3	Rashon Powers-Neal, at Pittsburgh (9.3.05)
3	Jeff Samardzija, Michigan State (9.17.05)
3	Maurice Stovall, Navy (11.12.05)
3	Darius Walker, vs Ohio State (1.2.06)
2	21 times

INDIVIDUAL RECORDS - DEFENSE

most fumble returns TD

1	Brian Smith, Michigan (9.13.08)
1	Maurice Crum, at UCLA (10.6.07)
1	Tom Zbikowski, Penn State (9.9.06)

most fumble returns

1	Maurice Crum, at UCLA (10.6.07)
1	Pat Kuntz, Stanford (10.4.08)
1	Kerry Neal, at UCLA (10.6.07)
1	Brian Smith, Michigan (9.13.08)
1	Toryan Smith, Syracuse (11.22.08)
1	Tom Zbikowski, Penn State (9.9.06)

most fumble return yards

35	Brian Smith, Michigan (9.13.08)
34	Maurice Crum, at UCLA (10.6.07)
25	Tom Zbikowski, Penn State (9.9.06)
20	Gary Gray, Syracuse (11.22.08)
11	Kerry Neal, at UCLA (10.6.07)
8	Toryan Smith, Syracuse (11.22.08)
2	Pat Kuntz, Stanford (10.4.08)

most interception returns TD

1	Terrail Lambert, at Michigan State (9.23.06)
1	Darrin Walls, at Penn State (9.8.07)
1	Brian Smith, Boston College (10.13.07)
1	Robert Blanton, Purdue (9.27.08)

most punt block returns TD

1	Toryan Smith, vs. Navy (11.15.08)
---	-----------------------------------

most interceptions

2	Raeshon McNeil, Pittsburgh (11.1.08)
2	Maurice Crum, at UCLA (10.6.07)
2	Mike Richardson, Army (11.18.06)
2	Terrail Lambert, at Michigan State (9.23.06)
1	41 times

most interception return yards

83	Tom Zbikowski, BYU (10.22.05)
----	-------------------------------

The Charlie Weis Record Book

73	Darrin Walls, at Penn State (9.8.07)	1
51	Chinedum Ndukwe, Michigan (9.16.06)	1
47	Robert Blanton, Purdue (9.27.08)	1
47	Raeshon McNeil, Pittsburgh (11.1.08)	2
46	Maurice Crum, at UCLA (10.6.07)	2
43	Tom Zbikowski, Stanford (11.24.07)	1
41	Ambrose Wooden, Tennessee (11.5.05)	1
41	Gary Gray, Michigan (9.13.08)	1
39	David Bruton, Michigan (9.13.08)	1

highest avg. per INT return (min. 2 ret.)

23.5	Raeshon McNeil, Pittsburgh (11.1.08)	2-47
23.0	Maurice Crum, at UCLA (10.6.07)	2-46
13.5	Terrail Lambert, at Michigan State (9.23.06)	2-27
0.5	Mike Richardson, Army (11.18.06)	2-1

most tackles

22	Chinedum Ndukwe, at Air Force (11.11.06)	15-7
17	Trevor Laws, Air Force (11.10.07)	6-11
16	David Bruton, Pittsburgh (11.1.08)	9-7
16	Joe Brockington, Navy (11.3.07)	4-12
16	Maurice Crum, Michigan State (9.22.07)	6-10
15	Kyle McCarthy, Pittsburgh (11.1.08)	8-7
15	David Bruton, Michigan (9.13.08)	10-5
15	Trevor Laws, Navy (11.3.07)	8-7
15	David Bruton, Michigan State (9.22.07)	8-7
15	Joe Brockington, at Air Force (11.11.06)	5-10

most quarterback sacks

4.0	Victor Abiamiri, at Stanford (11.26.05)
3.0	Victor Abiamiri, Stanford (10.7.06)
2.0	Steve Quinn, vs. Hawai'i (12.24.08)
2.0	Ethan Johnson, vs. Hawai'i (12.24.08)
2.0	Harrison Smith, at Washington (10.25.08)
2.0	Pat Kuntz, Stanford (10.4.08)
2.0	Derek Landri, Army (11.18.06)
2.0	Victor Abiamiri, North Carolina (11.4.06)
2.0	Brandon Hoyte, at Stanford (11.26.05)
2.0	Brandon Hoyte, at Pittsburgh (9.3.05)
2.0	Corey Mays, Syracuse (11.19.05)
2.0	Victor Abiamiri, vs. Navy (10.28.06)

most tackles for loss

4.5	Derek Landri, Army (11.18.06)
4.5	Brandon Hoyte, at Pittsburgh (9.3.05)
4.0	Victor Abiamiri, at Stanford (11.26.05)
3.5	Derek Landri, North Carolina (11.4.06)
3.5	Victor Abiamiri, Stanford (10.7.06)
3.5	Corey Mays, Syracuse (11.19.05)
3.0	Victor Abiamiri, Michigan State (9.17.05)
3.0	Maurice Crum, Tennessee (11.5.05)
3.0	Maurice Crum, Penn State (9.9.06)
3.0	Brandon Hoyte, at Washington (9.24.05)
3.0	Corey Mays, Tennessee (11.5.05)
3.0	Trevor Laws, at Purdue (9.29.07)

most fumbles forced

2	Maurice Crum, at UCLA (10.6.07)
2	Mike Richardson, Tennessee (11.5.05)
2	Tom Zbikowski, at Penn State (9.8.07)
1	41 times

most fumbles recovered

2	Brian Smith, Michigan (9.13.08)
2	Maurice Crum, at UCLA (10.6.07)
2	Ray Herring, at Michigan (9.15.07)
1	38 times

most pass breakups

3	Raeshon McNeil, at Boston College (11.8.08)
2	Harrison Smith, vs. Hawai'i (12.24.08)
2	Harrison Smith, Syracuse (11.22.08)

2	Raeshon McNeil, Syracuse (11.22.08)
2	David Bruton, vs. Navy (11.15.08)
2	Ethan Johnson, at Michigan State (9.20.08)
2	Raeshon McNeil, Michigan (9.13.08)
2	Terrail Lambert, San Diego State (9.6.08)
2	Sergio Brown, San Diego State (9.6.08)
2	John Ryan, San Diego State (9.6.08)
2	Darrin Walls, at Stanford (11.24.07)
2	Pat Kuntz, USC (10.20.07)
2	Dwight Stephenson, USC (10.20.07)
2	Darrin Walls, Boston College (10.13.07)
2	Maurice Crum, at UCLA (10.6.07)
2	Pat Kuntz, at UCLA (10.6.07)
2	Trevor Laws, at UCLA (10.6.07)
2	Pat Kuntz, Georgia Tech (9.1.07)
2	Chris Frome, Purdue (9.30.06)
2	Chris Frome, at USC (11.25.06)
2	Corey Mays, at Michigan (9.10.05)
2	Chinedum Ndukwe, Tennessee (11.5.05)
2	Chinedum Ndukwe, at Stanford (11.26.05)
2	Mike Richardson, Syracuse (11.19.05)
2	Mike Richardson, at Purdue (10.1.05)
2	Ambrose Wooden, Michigan State (9.17.05)
2	Tom Zbikowski, at Washington (9.24.05)

longest interception return

83	Tom Zbikowski, BYU (10.22.05)
73	Darrin Walls, at Penn State (9.8.07)
51	Chinedum Ndukwe, Michigan (9.16.06)
47	Robert Blanton, Purdue (9.27.08)
47	Raeshon McNeil, Pittsburgh (11.1.08)
41	Ambrose Wooden, Tennessee (11.5.05)
41	Gary Gray, Michigan (9.13.08)
39	David Bruton, Michigan (9.13.08)
33	Tom Zbikowski, Tennessee (11.5.05)
33	Maurice Crum, at UCLA (10.6.07)

longest fumble return

35	Brian Smith, Michigan (9.13.08)
34	Maurice Crum, at UCLA (10.6.07)
25	Tom Zbikowski, Penn State (9.9.06)
20	Gary Gray, Syracuse (11.22.08)
11	Kerry Neal, at UCLA (10.6.07)
8	Toryan Smith, Syracuse (11.22.08)
2	Pat Kuntz, Stanford (10.4.08)

INDIVIDUAL RECORDS - SPECIAL TEAMS

most extra points made by kicking

7	Brandon Walker, vs. Hawai'i (12.24.08)
7	D.J. Fitzpatrick, at Purdue (10.1.05)
7	D.J. Fitzpatrick, BYU (10.22.05)
6	D.J. Fitzpatrick, Navy (11.12.05)
6	D.J. Fitzpatrick, at Pittsburgh (9.3.05)
6	Carl Gioia, North Carolina (11.4.06)
5	Brandon Walker, Purdue (9.27.08)
5	Brandon Walker, Michigan (9.13.08)
5	Brandon Walker, Navy (11.3.07)
5	Carl Gioia, Army (11.18.06)
5	D.J. Fitzpatrick, Tennessee (11.5.05)
5	D.J. Fitzpatrick, Michigan State (9.17.05)
5	Carl Gioia, Penn State (9.9.06)
5	Carl Gioia, Purdue (9.30.06)
5	Carl Gioia, vs. Navy (10.28.06)

most extra points attempted by kicking

7	Brandon Walker, vs. Hawai'i (12.24.08)
7	D.J. Fitzpatrick, at Purdue (10.1.05)
7	D.J. Fitzpatrick, BYU (10.22.05)
6	Carl Gioia, Army (11.18.06)
6	Carl Gioia, at Air Force (11.11.06)
6	D.J. Fitzpatrick, Navy (11.12.05)
6	D.J. Fitzpatrick, at Pittsburgh (9.3.05)

6	Carl Gioia, North Carolina (11.4.06)
5	Brandon Walker, Purdue (9.27.08)
5	Brandon Walker, Michigan (9.13.08)
5	Brandon Walker, Navy (11.3.07)
5	D.J. Fitzpatrick, Tennessee (11.5.05)
5	D.J. Fitzpatrick, Michigan State (9.17.05)
5	Carl Gioia, Penn State (9.9.06)
5	Carl Gioia, at Michigan State (9.23.06)
5	Carl Gioia, Purdue (9.30.06)
5	Carl Gioia, vs. Navy (10.28.06)

most points scored by kicking

15	Brandon Walker, Pittsburgh (11.1.08)
12	D.J. Fitzpatrick, at Washington (9.24.05)
11	Brandon Walker, Syracuse (11.22.08)
11	D.J. Fitzpatrick, Tennessee (11.5.05)
11	D.J. Fitzpatrick, Michigan State (9.17.05)
11	Carl Gioia, Penn State (9.9.06)
9	Brandon Walker, at Washington (10.25.08)
9	D.J. Fitzpatrick, Syracuse (11.19.05)
9	Carl Gioia, North Carolina (11.4.06)
9	Brandon Walker, vs. Navy (11.15.08)

most field goals attempted

6	Brandon Walker, Syracuse (11.22.08)
5	Brandon Walker, Pittsburgh (11.1.08)
4	D.J. Fitzpatrick, Syracuse (11.19.05)
3	Carl Gioia, UCLA (10.21.06)
3	D.J. Fitzpatrick, Michigan State (9.17.05)
3	D.J. Fitzpatrick, at Washington (9.24.05)
2	Brandon Walker, vs. Navy (11.15.08)
2	Brandon Walker, at Washington (10.25.08)
2	Brandon Walker, Stanford (10.4.08)
2	Brandon Walker, Purdue (9.27.08)
2	Brandon Walker, at Michigan State (9.20.08)
2	Brandon Walker, Navy (11.3.07)
2	Brandon Walker, at UCLA (10.6.07)
2	D.J. Fitzpatrick, Tennessee (11.5.05)
2	D.J. Fitzpatrick, at Stanford (11.26.05)
2	D.J. Fitzpatrick, USC (11.15.05)
2	Carl Gioia, at Georgia Tech (9.2.06)
2	Carl Gioia, Penn State (9.9.06)

most field goals made

4	Brandon Walker, Pittsburgh (11.1.08)
3	Brandon Walker, Syracuse (11.22.08)
3	D.J. Fitzpatrick, at Washington (9.24.05)
2	Brandon Walker, vs. Navy (11.15.08)
2	Brandon Walker, at Washington (10.25.08)
2	Brandon Walker, at UCLA (10.6.07)
2	Carl Gioia, UCLA (10.21.06)
2	D.J. Fitzpatrick, Tennessee (11.5.05)
2	D.J. Fitzpatrick, Syracuse (11.19.05)
2	D.J. Fitzpatrick, Michigan State (9.17.05)
2	Carl Gioia, Penn State (9.9.06)

longest field goal made

48	Brandon Walker, Pittsburgh (11.1.08)
48	Brandon Walker, at UCLA (10.6.07)
48	D.J. Fitzpatrick, Michigan State (9.17.05)
45	Brandon Walker, Syracuse (11.22.08)
44	D.J. Fitzpatrick, Syracuse (11.19.05)
43	D.J. Fitzpatrick, at Michigan (9.10.05)
42	Brandon Walker, at Washington (10.25.08)
42	Brandon Walker, at North Carolina (10.11.08)
41	Brandon Walker, Purdue (9.27.08)
41	Brandon Walker, at USC (11.29.08)

most punts

10	Geoff Price, USC (10.20.07)
9	Geoff Price, at UCLA (10.6.07)
9	Geoff Price, at Penn State (9.8.07)

The Charlie Weis
Record Book

9	D.J. Fitzpatrick, at Michigan (9.10.05)
8	Eric Maust, at USC (11.29.08)
7	Geoff Price, at Michigan (9.15.07)
7	Geoff Price, Georgia Tech (9.1.07)
7	Geoff Price, Michigan (9.16.06)
7	Geoff Price, at Michigan State (9.23.06)
6	Eric Maust, at Boston College (11.8.08)
6	Eric Maust, Michigan (9.13.08)
6	Geoff Price, Boston College (10.13.07)
6	Geoff Price, Michigan State (9.22.07)
6	Geoff Price, UCLA (10.21.06)
6	D.J. Fitzpatrick, vs Ohio State (1.2.06)

most yards punting

450	Geoff Price, USC (10.20.07)
403	Geoff Price, at Penn State (9.8.07)
371	D.J. Fitzpatrick, at Michigan (9.10.05)
363	Geoff Price, Michigan (9.16.06)
363	Geoff Price, at UCLA (10.6.07)
323	Eric Maust, at USC (11.29.08)
303	Geoff Price, at Michigan (9.15.07)
303	Geoff Price, at Michigan State (9.23.06)
268	Geoff Price, Georgia Tech (9.1.07)
263	Eric Maust, Michigan (9.13.08)

highest average yards per punt (min. 3 punts)

51.9	Geoff Price, Michigan (9.16.06)	7-363
50.4	Geoff Price, at Georgia Tech (9.2.06)	5-252
47.4	Geoff Price, vs. LSU (1.3.07)	5-237
45.8	Geoff Price, North Carolina (11.4.06)	5-229
45.7	D.J. Fitzpatrick, at Pittsburgh (9.3.05)	3-137
45.7	Geoff Price, Purdue (9.30.06)	3-137
45.0	Geoff Price, USC (10.20.07)	10-450
44.8	Geoff Price, at Penn State (9.8.07)	9-403
44.2	D.J. Fitzpatrick, BYU (10.22.05)	5-221
44.0	Geoff Price, Penn State (9.9.06)	3-132
44.0	Eric Maust, at Purdue (9.29.07)	3-132
44.0	Eric Maust, vs. Navy (11.15.08)	3-132

most punts downed inside 20

3	Eric Maust, at Stanford (11.24.07)
3	Geoff Price, Boston College (10.13.07)
3	Geoff Price, at UCLA (10.6.07)
3	Geoff Price, Purdue (9.30.06)
2	Eric Maust, Syracuse (11.22.08)
2	Eric Maust, Stanford (10.4.08)
2	Eric Maust, at Michigan State (9.20.08)
2	Eric Maust, Michigan (9.13.08)
2	Eric Maust, San Diego State (9.6.08)
2	Eric Maust, Duke (11.17.07)
2	Eric Maust, Air Force (11.10.07)
2	Geoff Price, at Michigan (9.15.07)
2	Geoff Price, North Carolina (11.4.06)
2	D.J. Fitzpatrick, vs Ohio State (1.2.06)
2	D.J. Fitzpatrick, Syracuse (11.19.05)
2	D.J. Fitzpatrick, USC (11.15.05)
2	D.J. Fitzpatrick, Michigan State (9.17.05)
2	Geoff Price, Penn State (9.9.06)
2	Geoff Price, Michigan (9.16.06)
2	Eric Maust, at Purdue (9.29.07)

longest punt

62	Geoff Price, Penn State (9.9.06)
61	Geoff Price, at Georgia Tech (9.2.06)
60	D.J. Fitzpatrick, at Michigan (9.10.05)
59	Geoff Price, Michigan (9.16.06)
57	Geoff Price, at Penn State (9.8.07)
56	Geoff Price, Michigan State (9.22.07)
56	Geoff Price, Boston College (10.13.07)
55	Geoff Price, at Michigan (9.16.07)
55	Geoff Price, Georgia Tech (9.1.07)
55	Geoff Price, Army (11.18.06)

55	Geoff Price, vs. LSU (1.3.07)
----	-------------------------------

longest punt return

78	Tom Zbikowski, Tennessee (11.5.05)
60	Tom Zbikowski, at Stanford (11.24.07)
60	Tom Zbikowski, USC (11.15.05)
52	Tom Zbikowski, North Carolina (11.4.06)
47	Tom Zbikowski, at Penn State (9.8.07)
42	Golden Tate, at Boston College (11.8.08)
32	Tom Zbikowski, Navy (11.3.07)
25	Tom Zbikowski, at Michigan State (9.23.06)
25	Tom Zbikowski, at Washington (9.24.05)
24	Golden Tate, vs. Navy (11.15.08)

longest kick return

96	Armando Allen, vs. Hawai'i (12.24.08)
53	Armando Allen, at Michigan State (9.20.08)
50	David Grimes, North Carolina (11.4.06)
46	David Grimes, at Georgia Tech (9.2.06)
40	Golden Tate, at Michigan (9.15.07)
40	David Grimes, at Purdue (10.1.05)
38	Armando Allen, Navy (11.3.07)
36	D.J. Hord, Tennessee (11.5.05)
36	Armando Allen, Purdue (9.27.08)
34	Golden Tate, at Penn State (9.8.07)

most punt returns

6	Golden Tate, vs. Navy (11.15.08)
6	Tom Zbikowski, at Stanford (11.26.05)
4	Tom Zbikowski, at Stanford (11.24.07)
4	Tom Zbikowski, USC (11.15.05)
4	Tom Zbikowski, at Georgia Tech (9.2.06)
3	Golden Tate, at Boston College (11.8.08)
3	Golden Tate, at Washington (10.25.08)
3	Armando Allen, at Michigan State (9.20.08)
3	Tom Zbikowski, Duke (11.17.07)
3	Tom Zbikowski, Boston College (10.13.07)
3	Tom Zbikowski, Army (11.18.06)
3	Tom Zbikowski, North Carolina (11.4.06)
3	Tom Zbikowski, Tennessee (11.5.05)
3	Tom Zbikowski, Syracuse (11.19.05)
3	Tom Zbikowski, at Michigan (9.15.07)

most punt return yards

118	Tom Zbikowski, Tennessee (11.5.05)	3
87	Tom Zbikowski, USC (11.15.05)	4
69	Tom Zbikowski, North Carolina (11.4.06)	3
64	Tom Zbikowski, at Stanford (11.24.07)	4
50	Golden Tate, vs. Navy (11.15.08)	6
47	Tom Zbikowski, at Penn State (9.8.07)	1
44	Golden Tate, at Boston College (11.8.08)	3
37	Tom Zbikowski, Navy (11.3.07)	2
35	Armando Allen, San Diego State (9.6.08)	2
34	Tom Zbikowski, Boston College (10.13.07)	3
34	Tom Zbikowski, at Stanford (11.26.05)	6

highest avg. gain per punt return (min. 2 ret.)

39.3	Tom Zbikowski, Tennessee (11.5.05)	3-118
23.0	Tom Zbikowski, North Carolina (11.4.06)	3-69
21.8	Tom Zbikowski, USC (11.15.05)	4-87
18.5	Tom Zbikowski, Navy (11.3.07)	2-37
17.5	Armando Allen, San Diego State (9.6.08)	2-35
16.0	Tom Zbikowski, at Stanford (11.24.07)	4-64
15.5	Tom Zbikowski, at Washington (9.24.05)	2-31
14.7	Golden Tate, at Boston College (11.8.08)	3-44
11.3	Tom Zbikowski, Boston College (10.13.07)	3-34
11.0	Tom Zbikowski, Michigan State (9.17.05)	2-22

most kick returns

6	Armando Allen, Air Force (11.10.07)
6	David Grimes, Michigan (9.16.06)
5	Golden Tate, Pittsburgh (11.1.08)

5	Armando Allen, at Michigan State (9.20.08)
5	Golden Tate, at Michigan (9.15.07)
5	Tom Zbikowski, at USC (11.25.06)
5	Armando Allen, Georgia Tech (9.1.07)
4	Golden Tate, Syracuse (11.22.08)
4	Golden Tate, Boston College (11.8.08)
4	Golden Tate, at North Carolina (10.11.08)
4	Armando Allen, at Purdue (9.29.07)
4	Armando Allen, Purdue (9.27.08)
4	Armando Allen, Navy (11.3.07)
4	David Grimes, vs. LSU (1.3.07)
4	David Grimes, at Stanford (11.26.05)

most kick return yards

147	Armando Allen, at Michigan State (9.20.08)	5
145	David Grimes, Michigan (9.16.06)	6
133	Golden Tate, at Michigan (9.15.07)	5
117	Armando Allen, Air Force (11.10.07)	6
116	Armando Allen, vs. Hawai'i (12.24.08)	2
115	Armando Allen, Navy (11.3.07)	4
107	Tom Zbikowski, at USC (11.25.06)	5
105	Armando Allen, Purdue (9.27.08)	4
101	David Grimes, North Carolina (11.4.06)	3
97	David Grimes, at Stanford (11.26.05)	4

highest avg. gain per kick return (min. 2 ret.)

58.0	Armando Allen, vs. Hawai'i (12.24.08)	2-116
33.7	David Grimes, North Carolina (11.4.06)	3-101
31.0	David Grimes, at Purdue (10.1.05)	2-62
29.4	Armando Allen, at Michigan State (9.20.08)	5-147
28.8	Armando Allen, Navy (11.3.07)	4-115
26.6	Golden Tate, at Michigan (9.15.07)	5-133
26.2	Armando Allen, Purdue (9.27.08)	4-105
26.0	Armando Allen, at USC (11.29.08)	2-52
24.3	Armando Allen, at UCLA (10.6.07)	3-73
24.2	David Grimes, at Stanford (11.26.05)	4-97

most blocked kicks

2	Chase Anastasio, Syracuse (11.19.05)
2	Derek Landri, North Carolina (11.4.06)
1	Sergio Brown, vs. Hawai'i (12.24.08)
1	Mike Anello, vs. Navy (11.15.08)
1	David Bruton, USC (10.20.07)
1	Trevor Laws, at Stanford (11.24.07)
1	Trevor Laws, Georgia Tech (9.1.07)
1	Steve Quinn, at USC (11.25.06)
1	Derek Landri, Army (11.18.06)
1	Trevor Laws, North Carolina (11.4.06)
1	Chase Anastasio, at Washington (9.24.05)
1	Derek Landri, Michigan (9.16.06)
1	Trevor Laws, at Air Force (11.11.06)
1	Trevor Laws, vs Ohio State (1.2.06)
1	Trevor Laws, at Purdue (10.1.05)
1	Chinedum Ndukwe, vs Ohio State (1.2.06)

The Automated ScoreBook
Notre Dame Game Results (as of Jan 12, 2009)
All games

Date	Opponent		Score	Overall	Conference	Time	Attend
Sep 06, 2008	SAN DIEGO STATE	W	21-13	1-0	0-0	-	80795
Sep 13, 2008	MICHIGAN	W	35-17	2-0	0-0	3:03	80795
Sep 20, 2008	at Michigan State	L	7-23	2-1	0-0	3:13	76366
Sep 27, 2008	PURDUE	W	38-21	3-1	0-0	3:21	80795
Oct 04, 2008	STANFORD	W	28-21	4-1	0-0	3:23	80795
Oct 11, 2008	at #22 North Carolina	L	24-29	4-2	0-0	3:35	60500
Oct 25, 2008	at Washington	W	33-7	5-2	0-0	2:59	70437
Nov 01, 2008	PITTSBURGH	Lo	33-36	5-3	0-0	4:01	80795
Nov 08, 2008	at Boston College	L	0-17	5-4	0-0	3:05	44500
Nov 15, 2008	vs Navy	W	27-21	6-4	0-0	3:25	70932
Nov 22, 2008	SYRACUSE	L	23-24	6-5	0-0	3:21	80795
Nov 29, 2008	at #5 USC	L	3-38	6-6	0-0	3:00	90689
Dec 24, 2008	at Hawai`i	W	49-21	7-6	0-0	3:23	45718

The Automated ScoreBook
Notre Dame Overall Team Statistics (as of Jan 12, 2009)
All games

Team Statistics	ND	OPP
SCORING	321	288
Points Per Game	24.7	22.2
FIRST DOWNS	250	232
Rushing	91	93
Passing	133	122
Penalty	26	17
RUSHING YARDAGE	1426	1744
Yards gained rushing	1764	2058
Yards lost rushing	338	314
Rushing Attempts	436	430
Average Per Rush	3.3	4.1
Average Per Game	109.7	134.2
TDs Rushing	11	18
PASSING YARDAGE	3190	2544
Att-Comp-Int	447-271-17	422-228-14
Average Per Pass	7.1	6.0
Average Per Catch	11.8	11.2
Average Per Game	245.4	195.7
TDs Passing	25	15
TOTAL OFFENSE	4616	4288
Total Plays	883	852
Average Per Play	5.2	5.0
Average Per Game	355.1	329.8
KICK RETURNS: #-Yards	52-1121	59-972
PUNT RETURNS: #-Yards	26-232	29-175
INT RETURNS: #-Yards	14-236	17-134
KICK RETURN AVERAGE	21.6	16.5
PUNT RETURN AVERAGE	8.9	6.0
INT RETURN AVERAGE	16.9	7.9
FUMBLES-LOST	23-11	17-11
PENALTIES-Yards	70-649	95-834
Average Per Game	49.9	64.2
PUNTS-Yards	56-2218	75-2794
Average Per Punt	39.6	37.3
Net punt average	35.1	33.4
TIME OF POSSESSION/Game	31:17	28:43
3RD-DOWN Conversions	63/180	57/174
3rd-Down Pct	35%	33%
4TH-DOWN Conversions	11/30	5/13
4th-Down Pct	37%	38%
SACKS BY-Yards	26-195	22-185
MISC YARDS	0	0
TOUCHDOWNS SCORED	40	35
FIELD GOALS-ATTEMPTS	14-24	15-21
ON-SIDE KICKS	0-0	2-3
RED-ZONE SCORES	31-44 70%	36-44 82%
RED-ZONE TOUCHDOWNS	23-44 52%	24-44 55%
PAT-ATTEMPTS	39-40 98%	33-34 97%
ATTENDANCE	484770	388210
Games/Avg Per Game	6/80795	6/64702
Neutral Site Games		1/70932

Score by Quarters	1st	2nd	3rd	4th	OT	Total
Notre Dame	69	103	90	50	9	321
Opponents	36	89	57	94	12	288

The Automated ScoreBook
Notre Dame Overall Individual Statistics (as of Jan 12, 2009)
All games

Rushing	gp	att	gain	loss	net	avg	td	lg	avg/g
ALLEN, Armando	13	134	621	36	585	4.4	3	21	45.0
HUGHES, Robert	12	112	412	30	382	3.4	4	18	31.8
ALDRIDGE, James	12	91	383	26	357	3.9	3	19	29.8
GRAY, Jonas	7	21	104	14	90	4.3	0	19	12.9
SMITH, Harrison	13	2	58	0	58	29.0	0	35	4.5
TATE, Golden	13	5	50	13	37	7.4	1	24	2.8
GRIMES, David	11	2	15	0	15	7.5	0	10	1.4
SCHWAPP, Asaph	13	1	2	0	2	2.0	0	2	0.2
SHARPLEY, Evan	3	4	3	2	1	0.2	0	2	0.3
MAUST, Eric	13	1	0	8	-8	-8.0	0	0	-0.6
TEAM	10	9	0	20	-20	-2.2	0	0	-2.0
CLAUSEN, Jimmy	13	54	116	189	-73	-1.4	0	10	-5.6
Total	13	436	1764	338	1426	3.3	11	35	109.7
Opponents	13	430	2058	314	1744	4.1	18	63	134.2

Passing	gp	effic	comp-att-int	pct	yds	td	lg	avg/g
CLAUSEN, Jimmy	13	132.49	268-440-17	60.9	3172	25	69	244.0
SHARPLEY, Evan	3	90.24	3-5-0	60.0	18	0	6	6.0
TEAM	10	0.00	0-2-0	0.0	0	0	0	0.0
Total	13	131.42	271-447-17	60.6	3190	25	69	245.4
Opponents	13	109.76	228-422-14	54.0	2544	15	54	195.7

Receiving	gp	no.	yds	avg	td	lg	avg/g
TATE, Golden	13	58	1080	18.6	10	69	83.1
ALLEN, Armando	13	50	355	7.1	2	41	27.3
FLOYD, Michael	11	48	719	15.0	7	51	65.4
GRIMES, David	11	35	321	9.2	3	31	29.2
RUDOLPH, Kyle	13	29	340	11.7	2	29	26.2
KAMARA, Duval	13	20	206	10.3	1	28	15.8
HUGHES, Robert	12	14	93	6.6	0	15	7.8
PARRIS, Robby	7	9	50	5.6	0	12	7.1
ALDRIDGE, James	12	3	1	0.3	0	6	0.1
SCHWAPP, Asaph	13	2	13	6.5	0	10	1.0
YEATMAN, Will	3	2	6	3.0	0	4	2.0
WEST, George	5	1	6	6.0	0	6	1.2
Total	13	271	3190	11.8	25	69	245.4
Opponents	13	228	2544	11.2	15	54	195.7

Punt Returns	no.	yds	avg	td	lg
TATE, Golden	14	116	8.3	0	42
ALLEN, Armando	7	66	9.4	0	22
McNEIL, Raeshon	1	3	3.0	0	3
SMITH, Scott	1	6	6.0	0	6
GRIMES, David	1	-4	-4.0	0	0
WEST, George	1	3	3.0	0	3
ANELLO, Mike	1	28	28.0	0	0
SMITH, Toryan	0	14	0.0	1	14
Total	26	232	8.9	1	42
Opponents	29	175	6.0	0	38

Interceptions	no.	yds	avg	td	lg
BRUTON, David	4	57	14.2	0	39
BLANTON, Robert	2	47	23.5	1	47
McCARTHY, Kyle	2	18	9.0	0	8
McNEIL, Raeshon	2	47	23.5	0	43
GRAY, Gary	2	65	32.5	0	41
NEAL, Kerry	1	2	2.0	0	2
KUNTZ, Pat	1	0	0.0	0	0
Total	14	236	16.9	1	47
Opponents	17	134	7.9	2	76

Kick Returns	no.	yds	avg	td	lg
TATE, Golden	26	521	20.0	0	30
ALLEN, Armando	21	543	25.9	1	96
GRAY, Jonas	2	9	4.5	0	5
ALDRIDGE, James	1	15	15.0	0	15
WEST, George	1	33	33.0	0	33
TEAM	1	0	0.0	0	0
Total	52	1121	21.6	1	96
Opponents	59	972	16.5	0	37

Fumble Returns	no.	yds	avg	td	lg
KUNTZ, Pat	1	2	2.0	0	2
SMITH, Brian	1	35	35.0	1	35
SMITH, Toryan	1	8	8.0	0	8
GRAY, Gary	0	20	0.0	0	20
Total	3	65	21.7	1	35
Opponents	0	0	0.0	0	0

The Automated ScoreBook
Notre Dame Overall Individual Statistics (as of Jan 12, 2009)
All games

Scoring	td	fg	PAT				dpx	saf	pts
			kick	rush	rcv	pass			
WALKER, Brandon	-	14-24	39-39	-	-	-	-	-	81
TATE, Golden	11	-	-	-	-	-	-	-	66
FLOYD, Michael	7	-	-	-	-	-	-	-	42
ALLEN, Armando	6	-	-	-	-	-	-	-	36
HUGHES, Robert	4	-	-	-	-	-	-	-	24
GRIMES, David	3	-	-	-	-	-	-	-	18
ALDRIDGE, James	3	-	-	-	-	-	-	-	18
RUDOLPH, Kyle	2	-	-	-	-	-	-	-	12
BLANTON, Robert	1	-	-	-	-	-	-	-	6
SMITH, Brian	1	-	-	-	-	-	-	-	6
SMITH, Toryan	1	-	-	-	-	-	-	-	6
KAMARA, Duval	1	-	-	-	-	-	-	-	6
RUFFER, David	-	-	0-1	-	-	-	-	-	0
Total	40	14-24	39-40	-	-	-	-	-	321
Opponents	35	15-21	33-34	-	-	0-1	-	-	288

Total Offense	g	plays	rush	pass	total	avg/g
CLAUSEN, Jimmy	13	494	-73	3172	3099	238.4
ALLEN, Armando	13	134	585	0	585	45.0
HUGHES, Robert	12	112	382	0	382	31.8
ALDRIDGE, James	12	91	357	0	357	29.8
GRAY, Jonas	7	21	90	0	90	12.9
SMITH, Harrison	13	2	58	0	58	4.5
TATE, Golden	13	5	37	0	37	2.8
SHARPLEY, Evan	3	9	1	18	19	6.3
GRIMES, David	11	2	15	0	15	1.4
SCHWAPP, Asaph	13	1	2	0	2	0.2
MAUST, Eric	13	1	-8	0	-8	-0.6
TEAM	10	11	-20	0	-20	-2.0
Total	13	883	1426	3190	4616	355.1
Opponents	13	852	1744	2544	4288	329.8

Field Goals	fg	pct.	01-19	20-29	30-39	40-49	50-99	lg	blk
WALKER, Brandon	14-24	58.3	0-0	5-6	3-5	6-11	0-2	48	0

FG Sequence	Notre Dame	Opponents
San Diego State	47	-
Michigan	-	(23)
Michigan State	51,41	(45),(26),(23)
Purdue	31,(41)	28
Stanford	41,46	42
North Carolina	(42)	(41),(34),(42),52
Washington	(28),(42)	-
Pittsburgh	(39),(22),(26),(48),38	(35),(22),(32),(26),(22)
Boston College	-	34,(27),32
Navy	(28),(36)	-
Syracuse	(34),(45),26,(23),49,53	47,(48)
USC	(41)	(35)
Hawai i	-	-

Punting	no.	yds	avg	lg	tb	fc	i20	50+	blk
MAUST, Eric	54	2218	41.1	54	4	10	16	8	2
TEAM	2	0	0.0	0	0	0	0	0	0
Total	56	2218	39.6	54	4	10	16	8	2
Opponents	75	2794	37.3	58	3	22	20	9	3

Kickoffs	no.	yds	avg	tb	ob	retn	net	ydln
BURKHART, Ryan	62	3789	61.1	1	2			
WALKER, Brandon	1	40	40.0	0	0			
Total	63	3829	60.8	1	2	16.5	45.0	24
Opponents	56	3620	64.6	5	0	21.6	42.8	27

Numbers in (parentheses) indicate field goal was made.

The Automated ScoreBook
Notre Dame Overall Individual Statistics (as of Jan 12, 2009)
All games

<u>All Purpose</u>	<u>g</u>	<u>rush</u>	<u>rcv</u>	<u>pr</u>	<u>kr</u>	<u>ir</u>	<u>total</u>	<u>avg/g</u>
TATE, Golden	13	37	1080	116	521	0	1754	134.9
ALLEN, Armand	13	585	355	66	543	0	1549	119.2
FLOYD, Michael	11	0	719	0	0	0	719	65.4
HUGHES, Rober	12	382	93	0	0	0	475	39.6
ALDRIDGE, Jam	12	357	1	0	15	0	373	31.1
RUDOLPH, Kyle	13	0	340	0	0	0	340	26.2
GRIMES, David	11	15	321	-4	0	0	332	30.2
KAMARA, Duval	13	0	206	0	0	0	206	15.8
GRAY, Jonas	7	90	0	0	9	0	99	14.1
GRAY, Gary	9	0	0	0	0	65	65	7.2
SMITH, Harrison	13	58	0	0	0	0	58	4.5
BRUTON, David	13	0	0	0	0	57	57	4.4
PARRIS, Robby	7	0	50	0	0	0	50	7.1
McNEIL, Raesh	13	0	0	3	0	47	50	3.8
BLANTON, Rob	12	0	0	0	0	47	47	3.9
WEST, George	5	0	6	3	33	0	42	8.4
ANELLO, Mike	12	0	0	28	0	0	28	2.3
McCARTHY, Kyl	13	0	0	0	0	18	18	1.4
SCHWAPP, Asa	13	2	13	0	0	0	15	1.2
SMITH, Toryan	10	0	0	14	0	0	14	1.4
SMITH, Scott	13	0	0	6	0	0	6	0.5
YEATMAN, Will	3	0	6	0	0	0	6	2.0
NEAL, Kerry	13	0	0	0	0	2	2	0.2
SHARPLEY, Ev	3	1	0	0	0	0	1	0.3
MAUST, Eric	13	-8	0	0	0	0	-8	-0.6
TEAM	10	-20	0	0	0	0	-20	-2.0
CLAUSEN, Jim	13	-73	0	0	0	0	-73	-5.6
Total	13	1426	3190	232	1121	236	6205	477.3
Opponents	13	1744	2544	175	972	134	5569	428.4

The Automated ScoreBook
Notre Dame Overall Defensive Statistics (as of Jan 12, 2009)
All games

#	Defensive Leaders	gp	Tackles			Sacks	Pass defense		Fumbles		blkd	ff	kick
			ua	a	tot	tfl/yds	no-yds	int-yds	brup	qbh	rcv-yds		
28	McCARTHY, Kyle	13	64	46	110	3.5-12	.	2-18	1	.	.	1	.
27	BRUTON, David	13	61	36	97	1.5-5	.	4-57	6	1	2-0	2	.
40	CRUM, Maurice	13	33	32	65	5.5-36	3.0-24	.	1	2	.	2	.
22	SMITH, Harrison	13	39	18	57	8.5-39	3.5-26	.	7
58	SMITH, Brian	11	33	21	54	4.0-33	2.0-23	.	2	3	2-35	1	.
96	KUNTZ, Pat	13	19	23	42	8.0-38	3.5-26	1-0	1	.	1-2	.	.
8	McNEIL, Raeshon	13	28	13	41	.	.	2-47	11
95	WILLIAMS, Ian	13	18	22	40	2.0-5	.	.	1
12	BLANTON, Robert	12	26	7	33	3.0-14	.	2-47	3
20	LAMBERT, Terrail	11	20	13	33	.	.	.	4
31	BROWN, Sergio	13	21	7	28	2.0-15	1.0-12	.	6	2	1-0	.	1
56	NEAL, Kerry	13	11	14	25	4.0-19	2.0-15	1-2	1	3	.	.	.
94	BROWN, Justin	13	10	14	24	4.5-5	.	.	.	2	1-0	.	.
45	FLEMING, Darius	13	13	11	24	2.5-20	2.5-20	.	.	1	.	.	.
37	ANELLO, Mike	12	15	8	23	.	.	.	1	.	1-0	2	1
9A	JOHNSON, Ethan	13	9	9	18	5.0-21	3.5-17	.	2	2	.	.	.
49	SMITH, Toryan	10	11	7	18	.	.	.	1	.	1-8	.	.
6	HERRING, Ray	13	12	5	17	0.5-2	0.5-2	.	.	1	.	.	.
4	GRAY, Gary	9	15	.	15	.	.	2-65	2	.	0-20	.	.
48	QUINN, Steve	13	13	1	14	3.0-22	3.0-22	.	.	1	.	.	.
41	SMITH, Scott	13	9	3	12	1.0-3	1.0-3	1	.
53	RICHARDSON, Morrice	11	8	3	11	0.5-5	0.5-5
90	RYAN, John	12	2	5	7	.	.	.	2	3	2-0	.	.
24	GORDON, Leonard	13	3	2	5
TM	TEAM	10	3	.	3	1.0-1	1
91	NWANKWO, Emeka	7	2	.	2	1	.	.	.
43	MAUST, Eric	13	2	.	2
35	BROOKS, Kevin	13	.	1	1
54	McDONALD, Anthony	1	1	.	1
46	FILER, Steve	11	1	.	1
42	WASHINGTON, Kevin	5	.	1	1
4C	LEONIS, John	2	1	.	1
18	KAMARA, Duval	13	1	.	1
11	GRIMES, David	11	1	.	1
55	OLSEN, Eric	13	1	.	1
3	FLOYD, Michael	11	1	.	1
23	TATE, Golden	13	1	.	1
93	MULLEN, Paddy	12	1
	Total	13	508	322	830	60-295	26-195	14-236	53	22	11-65	9	3
	Opponents	13	498	410	908	81-343	22-185	17-134	44	25	10-0	14	2

The Automated ScoreBook

Notre Dame Team Game-by-Game (as of Jan 12, 2009)

All games

TEAM STATISTICS

Date	Opponent	Rushing				Receiving				Passing				Kick Returns				Punt Returns				tot off
		no.	yds	td	lg	no.	yds	td	lg	cmp-att-int	yds	td	lg	no.	yds	td	lg	no.	yds	td	lg	
Sep 06	SAN DIEGO STATE	34	105	0	14	21	237	3	38	21-34-2	237	3	38	3	74	0	29	3	41	0	22	342
Sep 13	MICHIGAN	34	113	2	18	10	147	2	60	10-21-2	147	2	60	4	58	0	27	2	12	0	9	260
Sep 20	at Michigan State	22	16	0	24	24	242	1	30	24-41-2	242	1	30	5	147	0	53	3	23	0	18	258
Sep 27	PURDUE	40	201	1	21	20	275	3	38	20-35-0	275	3	38	4	105	0	36	1	-1	0	0	476
Oct 04	STANFORD	27	83	1	23	29	347	3	48	29-40-0	347	3	48	4	72	0	24	0	0	0	0	430
Oct 11	at North Carolina	30	89	1	16	31	383	2	47	31-48-2	383	2	47	7	120	0	29	0	0	0	0	472
Oct 25	at Washington	49	252	3	35	15	207	1	51	15-28-1	207	1	51	2	37	0	33	3	14	0	10	459
Nov 01	PITTSBURGH	39	115	0	15	23	271	3	47	23-44-0	271	3	47	5	91	0	27	1	-1	0	0	386
Nov 08	at Boston College	21	66	0	12	26	226	0	32	26-46-4	226	0	32	4	89	0	27	3	44	0	42	292
Nov 15	vs Navy	51	230	2	19	15	110	0	14	15-19-2	110	0	14	3	38	0	20	7	92	1	24	340
Nov 22	SYRACUSE	28	41	0	9	22	291	2	40	22-41-0	291	2	40	5	87	0	30	1	3	0	3	332
Nov 29	at USC	27	50	0	16	11	41	0	11	11-22-2	41	0	11	3	70	0	27	0	0	0	0	91
Dec 24	at Hawai i	34	65	1	18	24	413	5	69	24-28-0	413	5	69	3	133	1	96	2	5	0	9	478
		436	1426	11	35	271	3190	25	69	271-447-17	3190	25	69	52	1121	1	96	26	232	1	42	4616
Opponents		430	1744	18	63	228	2544	15	54	228-422-14	2544	15	54	59	972	0	37	29	175	0	38	4288

Games played: 13
 Avg per rush: 3.3
 Avg per catch: 11.8
 Pass efficiency: 131.42
 Kick ret avg: 21.6
 Punt ret avg: 8.9
 All purpose avg/game: 477.3
 Total offense avg/gm: 355.1

Date	Opponent	Tackles				Sacks no-yds	Fumble		Pass Defense			Blkd kick	PAT Attempts			saf	pts	
		ua	a	total	tfl-yds		ff	fr-yds	int-yds	qbh	brup		kick	rush	rcv			
Sep 06	SAN DIEGO STATE	44	12	56	4.0-12	1.0-7	1	1-0	1-2	4	8	1	3-3	0	0	0	0	21
Sep 13	MICHIGAN	42	28	70	8.0-21	0.0-0	2	4-35	2-80	2	3	0	5-5	0	0	0	0	35
Sep 20	at Michigan State	27	52	79	3.0-16	0.0-0	1	1-0	0-0	0	3	0	1-1	0	0	0	0	7
Sep 27	PURDUE	34	30	64	1.0-2	0.0-0	0	0-0	1-47	2	5	0	5-5	0	0	0	0	38
Oct 04	STANFORD	40	30	70	7.0-52	5.0-48	0	1-2	3-2	2	1	0	4-4	0	0	0	0	28
Oct 11	at North Carolina	42	10	52	2.0-9	1.0-8	0	0-0	0-0	4	2	0	3-3	0	0	0	0	24
Oct 25	at Washington	29	20	49	4.0-41	4.0-41	0	0-0	0-0	0	4	0	3-4	0	0	0	0	33
Nov 01	PITTSBURGH	42	40	82	8.0-31	2.0-11	0	0-0	3-47	2	3	0	3-3	0	0	0	0	33
Nov 08	at Boston College	43	10	53	2.0-5	0.0-0	0	0-0	0-0	0	6	0	0-0	0	0	0	0	0
Nov 15	vs Navy	36	26	62	3.0-10	1.0-3	1	1-0	0-0	0	4	1	3-3	0	0	0	0	27
Nov 22	SYRACUSE	27	52	79	4.0-9	2.0-7	2	2-28	0-0	3	6	0	2-2	0	0	0	0	23
Nov 29	at USC	52	10	62	6.0-32	2.0-15	1	0-0	3-32	0	3	0	0-0	0	0	0	0	3
Dec 24	at Hawai i	50	2	52	8.0-55	8.0-55	1	1-0	1-26	3	5	1	7-7	0	0	0	0	49
		508	322	830	60.0-295	26.0-195	9	11-65	14-236	22	53	3	39-40	0	0	0	0	321
Opponents		498	410	908	81.0-343	22.0-185	14	10-0	17-134	25	44	2	33-34	0	0	0	0	288

Date	Opponent	Punting										Field Goals			Kickoffs			
		no.	yds	avg	long	blkd	tb	fc	50+	i20	md-att	long	blkd	no.	yds	avg	tb	ob
Sep 06	SAN DIEGO STATE	5	199	39.8	50	0	0	2	1	2	0-1	0	0	4	242	60.5	0	0
Sep 13	MICHIGAN	6	263	43.8	52	0	1	0	2	2	0-0	0	0	6	366	61.0	0	1
Sep 20	at Michigan State	5	204	40.8	46	0	0	2	0	2	0-2	0	0	2	120	60.0	0	0
Sep 27	PURDUE	2	93	46.5	54	0	0	0	1	1	1-2	41	0	7	454	64.9	0	0
Oct 04	STANFORD	5	207	41.4	50	0	0	0	1	2	0-2	0	0	5	312	62.4	0	0
Oct 11	at North Carolina	1	35	35.0	35	0	0	0	0	0	1-1	42	0	5	276	55.2	0	0
Oct 25	at Washington	0	0	0.0	0	0	0	0	0	0	2-2	42	0	7	431	61.6	0	0
Nov 01	PITTSBURGH	5	152	30.4	48	1	0	0	0	1	4-5	48	0	5	300	60.0	1	0
Nov 08	at Boston College	7	219	31.3	42	1	0	4	0	1	0-0	0	0	1	67	67.0	0	0
Nov 15	vs Navy	3	132	44.0	47	0	1	0	0	1	2-2	36	0	5	334	66.8	0	0
Nov 22	SYRACUSE	4	172	43.0	49	0	0	1	0	2	3-6	45	0	6	347	57.8	0	0
Nov 29	at USC	8	323	40.4	54	0	0	0	2	1	1-1	41	0	2	103	51.5	0	0
Dec 24	at Hawai i	5	219	43.8	51	0	2	1	1	1	0-0	0	0	8	477	59.6	0	1
		56	2218	39.6	54	2	4	10	8	16	14-24	48	0	63	3829	60.8	1	2
Opponents		75	2794	37.3	58	3	3	22	9	20	15-21	48	0	56	3620	64.6	5	0

The Automated ScoreBook
Notre Dame Opponent Game-by-Game (as of Jan 12, 2009)
All games

OPPONENT STATISTICS

Date	Opponent	Rushing				Receiving				Passing				Kick Returns				Punt Returns				tot off
		no.	yds	td	lg	no.	yds	td	lg	cmp-att-int	yds	td	lg	no.	yds	td	lg	no.	yds	td	lg	
Sep 06	SAN DIEGO STATE	15	71	1	17	29	274	1	43	29-59-1	274	1	43	4	50	0	14	3	5	0	3	345
Sep 13	MICHIGAN	42	159	1	29	19	229	1	45	19-28-2	229	1	45	5	57	0	18	2	-2	0	3	388
Sep 20	at Michigan State	43	203	2	63	12	143	0	28	12-26-0	143	0	28	2	47	0	25	1	10	0	10	346
Sep 27	PURDUE	17	103	1	33	29	359	2	54	29-55-1	359	2	54	7	97	0	27	1	9	0	9	462
Oct 04	STANFORD	37	161	1	27	18	182	2	27	18-28-3	182	2	27	5	111	0	26	4	46	0	38	343
Oct 11	at North Carolina	32	121	2	20	18	201	0	31	18-32-0	201	0	31	4	82	0	24	1	9	0	9	322
Oct 25	at Washington	23	26	0	8	11	98	1	21	11-25-0	98	1	21	7	111	0	23	0	0	0	0	124
Nov 01	PITTSBURGH	47	178	2	21	15	168	1	37	15-30-3	168	1	37	4	74	0	24	3	33	0	7	346
Nov 08	at Boston College	41	167	0	22	9	79	1	17	9-22-0	79	1	17	1	14	0	14	3	36	0	20	246
Nov 15	vs Navy	45	178	3	24	3	64	0	40	3-14-0	64	0	40	5	80	0	28	1	-1	0	0	242
Nov 22	SYRACUSE	36	170	2	26	14	147	1	25	14-26-0	147	1	25	6	96	0	29	2	2	0	0	317
Nov 29	at USC	33	175	3	55	23	274	2	39	23-33-3	274	2	39	2	22	0	13	6	24	0	10	449
Dec 24	at Hawai i	19	32	0	16	28	326	3	42	28-44-1	326	3	42	7	131	0	37	2	4	0	4	358
		430	1744	18	63	228	2544	15	54	228-422-14	2544	15	54	59	972	0	37	29	175	0	38	4288
Notre Dame		436	1426	11	35	271	3190	25	69	271-447-17	3190	25	69	52	1121	1	96	26	232	1	42	4616

Games played: 13

Avg per rush: 4.1

Avg per catch: 11.2

Pass efficiency: 109.76

Kick ret avg: 16.5

Punt ret avg: 6.0

All purpose avg/game: 428.4

Total offense avg/gm: 329.8

Date	Opponent	Tackles				Sacks no-yds	Fumble		Pass Defense			Blkd kick	PAT Attempts			saf	pts	
		ua	a	total	tfl-yds		ff	fr-yds	int-yds	qbh	brup		kick	rush	rcv			
Sep 06	SAN DIEGO STATE	40	32	72	5.0-17	0.0-0	2	2-0	2-16	1	1	0	1-2	0	0	0	0	13
Sep 13	MICHIGAN	23	46	69	5.0-8	0.0-0	3	0-0	2-0	2	1	0	2-2	0	0	0	0	17
Sep 20	at Michigan State	33	30	63	9.0-41	3.0-34	1	1-0	2-0	2	6	0	2-2	0	0	0	0	23
Sep 27	PURDUE	28	52	80	3.0-11	1.0-8	0	0-0	0-0	2	4	0	3-3	0	0	0	0	21
Oct 04	STANFORD	31	40	71	7.0-26	1.0-12	0	0-0	0-0	4	2	0	3-3	0	0	0	0	21
Oct 11	at North Carolina	45	24	69	5.0-27	4.0-26	3	3-0	2-40	5	5	0	2-2	0	0	0	0	29
Oct 25	at Washington	52	20	72	4.0-33	2.0-22	0	0-0	1-0	0	3	0	1-1	0	0	0	0	7
Nov 01	PITTSBURGH	37	44	81	7.0-22	1.0-6	1	0-0	0-0	3	5	1	3-3	0	0	0	0	36
Nov 08	at Boston College	46	12	58	2.0-19	1.0-12	1	1-0	4-76	0	8	1	2-2	0	0	0	0	17
Nov 15	vs Navy	53	34	87	7.0-22	1.0-5	2	2-0	2-0	0	1	0	3-3	0	0	0	0	21
Nov 22	SYRACUSE	31	44	75	7.0-31	2.0-23	0	0-0	0-0	4	3	0	3-3	0	0	0	0	24
Nov 29	at USC	42	4	46	10.0-47	4.0-29	1	1-0	2-2	0	3	0	5-5	0	0	0	0	38
Dec 24	at Hawai i	37	28	65	10.0-39	2.0-8	0	0-0	0-0	2	2	0	3-3	0	0	0	0	21
		498	410	908	81.0-343	22.0-185	14	10-0	17-134	25	44	2	33-34	0	0	0	0	288
Notre Dame		508	322	830	60.0-295	26.0-195	9	11-65	14-236	22	53	3	39-40	0	0	0	0	321

Date	Opponent	Punting								Field Goals			Kickoffs					
		no.	yds	avg	long	blkd	tb	fc	50+	i20	md-att	long	blkd	no.	yds	avg	tb	ob
Sep 06	SAN DIEGO STATE	9	272	30.2	39	1	1	1	0	0	0-0	0	0	3	192	64.0	0	0
Sep 13	MICHIGAN	4	211	52.8	58	0	0	0	4	3	1-1	23	0	4	233	58.2	0	0
Sep 20	at Michigan State	5	226	45.2	52	0	1	1	1	1	3-3	45	0	6	411	68.5	1	0
Sep 27	PURDUE	4	156	39.0	50	0	0	2	1	1	0-1	0	0	4	260	65.0	0	0
Oct 04	STANFORD	3	126	42.0	48	0	0	2	0	1	0-1	0	0	4	252	63.0	0	0
Oct 11	at North Carolina	4	152	38.0	43	0	0	1	0	3	3-4	42	0	7	424	60.6	0	0
Oct 25	at Washington	9	297	33.0	43	0	0	3	0	0	0-0	0	0	2	134	67.0	0	0
Nov 01	PITTSBURGH	4	147	36.8	46	0	0	2	0	2	5-5	35	0	5	333	66.6	0	0
Nov 08	at Boston College	8	325	40.6	50	0	1	2	1	2	1-3	27	0	4	264	66.0	0	0
Nov 15	vs Navy	9	366	40.7	52	1	0	1	2	2	0-0	0	0	2	127	63.5	0	0
Nov 22	SYRACUSE	5	145	29.0	39	0	0	1	0	1	1-2	48	0	5	298	59.6	0	0
Nov 29	at USC	4	129	32.2	37	0	0	3	0	1	1-1	35	0	7	490	70.0	4	0
Dec 24	at Hawai i	7	242	34.6	44	1	0	3	0	3	0-0	0	0	3	202	67.3	0	0
		75	2794	37.3	58	3	3	22	9	20	15-21	48	0	56	3620	64.6	5	0
Notre Dame		56	2218	39.6	54	2	4	10	8	16	14-24	48	0	63	3829	60.8	1	2

The Automated ScoreBook
Notre Dame Game Superlatives (as of Jan 12, 2009)
All games

INDIVIDUAL GAME HIGHS

Rushes	19	HUGHES, Robert vs Michigan (Sep 13, 2008)
	19	ALLEN, Armando vs Pittsburgh (Nov 01, 2008)
Yards Rushing	134	ALLEN, Armando vs Purdue (Sep 27, 2008)
TD Rushes	2	HUGHES, Robert vs Michigan (Sep 13, 2008)
	2	ALDRIDGE, James at Washington (Oct 25, 2008)
Long Rush	35	SMITH, Harrison at Washington (Oct 25, 2008)
Pass attempts	48	CLAUSEN, Jimmy at North Carolina (Oct 11, 2008)
Pass completions	31	CLAUSEN, Jimmy at North Carolina (Oct 11, 2008)
Yards Passing	401	CLAUSEN, Jimmy at Hawai`i (Dec 24, 2008)
TD Passes	5	CLAUSEN, Jimmy at Hawai`i (Dec 24, 2008)
Long Pass	69	CLAUSEN, Jimmy at Hawai`i (Dec 24, 2008)
Receptions	10	FLOYD, Michael vs Pittsburgh (Nov 01, 2008)
Yards Receiving	177	TATE, Golden at Hawai`i (Dec 24, 2008)
TD Receptions	3	TATE, Golden at Hawai`i (Dec 24, 2008)
Long Reception	69	TATE, Golden at Hawai`i (Dec 24, 2008)
Field Goals	4	WALKER, Brandon vs Pittsburgh (Nov 01, 2008)
Long Field Goal	48	WALKER, Brandon vs Pittsburgh (Nov 01, 2008)
Punts	8	MAUST, Eric at USC (Nov 29, 2008)
Punting Avg	46.5	MAUST, Eric vs Purdue (Sep 27, 2008)
Long Punt	54	MAUST, Eric vs Purdue (Sep 27, 2008)
	54	MAUST, Eric at USC (Nov 29, 2008)
Long Punt Return	42	TATE, Golden at Boston College (Nov 08, 2008)
Long Kickoff Return	96	ALLEN, Armando at Hawai`i (Dec 24, 2008)
Tackles	16	BRUTON, David vs Pittsburgh (Nov 01, 2008)
Sacks	2.0	KUNTZ, Pat vs Stanford (Oct 04, 2008)
	2.0	SMITH, Harrison at Washington (Oct 25, 2008)
	2.0	JOHNSON, Ethan at Hawai`i (Dec 24, 2008)
	2.0	QUINN, Steve at Hawai`i (Dec 24, 2008)
Tackles For Loss	2.0	BROWN, Justin vs Michigan (Sep 13, 2008)
	2.0	KUNTZ, Pat vs Stanford (Oct 04, 2008)
	2.0	SMITH, Harrison at Washington (Oct 25, 2008)
	2.0	McCARTHY, Kyle vs Pittsburgh (Nov 01, 2008)
	2.0	WILLIAMS, Ian vs Pittsburgh (Nov 01, 2008)
	2.0	KUNTZ, Pat at USC (Nov 29, 2008)
	2.0	JOHNSON, Ethan at Hawai`i (Dec 24, 2008)
	2.0	QUINN, Steve at Hawai`i (Dec 24, 2008)
Interceptions	2	McNEIL, Raeshon vs Pittsburgh (Nov 01, 2008)

The Automated ScoreBook
Notre Dame Game Superlatives (as of Jan 12, 2009)
All games

TEAM GAME HIGHS

Rushes	51	vs Navy (Nov 15, 2008)
Yards Rushing	252	at Washington (Oct 25, 2008)
Yards Per Rush	5.1	at Washington (Oct 25, 2008)
TD Rushes	3	at Washington (Oct 25, 2008)
Pass attempts	48	at North Carolina (Oct 11, 2008)
Pass completions	31	at North Carolina (Oct 11, 2008)
Yards Passing	413	at Hawai`i (Dec 24, 2008)
Yards Per Pass	14.8	at Hawai`i (Dec 24, 2008)
TD Passes	5	at Hawai`i (Dec 24, 2008)
Total Plays	83	vs Pittsburgh (Nov 01, 2008)
Total Offense	478	at Hawai`i (Dec 24, 2008)
Yards Per Play	7.7	at Hawai`i (Dec 24, 2008)
Points	49	at Hawai`i (Dec 24, 2008)
Sacks By	8	at Hawai`i (Dec 24, 2008)
First Downs	27	at North Carolina (Oct 11, 2008)
Penalties	8	vs Stanford (Oct 04, 2008)
Penalty Yards	75	vs Stanford (Oct 04, 2008)
Turnovers	5	at North Carolina (Oct 11, 2008)
	5	at Boston College (Nov 08, 2008)
	5	vs Navy (Nov 15, 2008)
Interceptions By	3	vs Stanford (Oct 04, 2008)
	3	vs Pittsburgh (Nov 01, 2008)
	3	at USC (Nov 29, 2008)

The Automated ScoreBook
Notre Dame Game Superlatives (as of Jan 12, 2009)
All games

OPPONENT INDIVIDUAL GAME HIGHS

Rushes	39	Ringer, Javon, at Michigan State (Sep 20, 2008)
Yards Rushing	201	Ringer, Javon, at Michigan State (Sep 20, 2008)
TD Rushes	2	Ringer, Javon, at Michigan State (Sep 20, 2008)
Long Rush	63	Ringer, Javon, at Michigan State (Sep 20, 2008)
Pass attempts	59	LINDLEY, Ryan, vs San Diego State (Sep 06, 2008)
Pass completions	29	LINDLEY, Ryan, vs San Diego State (Sep 06, 2008)
	29	Painter,Curtis, vs Purdue (Sep 27, 2008)
Yards Passing	359	Painter,Curtis, vs Purdue (Sep 27, 2008)
TD Passes	2	Painter,Curtis, vs Purdue (Sep 27, 2008)
	2	Pritchard, Tavi, vs Stanford (Oct 04, 2008)
	2	Sanchez, Mark, at USC (Nov 29, 2008)
	2	Alexander,G., at Hawai`i (Dec 24, 2008)
Long Pass	54	Painter,Curtis, vs Purdue (Sep 27, 2008)
Receptions	10	Tardy,Desmond, vs Purdue (Sep 27, 2008)
Yards Receiving	175	Tardy,Desmond, vs Purdue (Sep 27, 2008)
TD Receptions	2	Bain,A., at Hawai`i (Dec 24, 2008)
Long Reception	54	Tardy,Desmond, vs Purdue (Sep 27, 2008)
Field Goals	5	LEE,Conor, vs Pittsburgh (Nov 01, 2008)
Long Field Goal	48	SHADLE,Patrick, vs Syracuse (Nov 22, 2008)
Punts	9	Ballman, Jared, at Washington (Oct 25, 2008)
Punting Avg	52.8	Mesko, Zoltan, vs Michigan (Sep 13, 2008)
Long Punt	58	Mesko, Zoltan, vs Michigan (Sep 13, 2008)
Long Punt Return	38	Baldwin, Doug, vs Stanford (Oct 04, 2008)
Long Kickoff Return	37	Lane,M., at Hawai`i (Dec 24, 2008)
Tackles	17	Deliz, Jeff, vs Navy (Nov 15, 2008)
Sacks	2.0	Long, Brandon, at Michigan State (Sep 20, 2008)
	2.0	Carter, B, at North Carolina (Oct 11, 2008)
Tackles For Loss	4.0	JONES,Arthur, vs Syracuse (Nov 22, 2008)
Interceptions	2	Trent, Morgan, vs Michigan (Sep 13, 2008)
	2	Wiley, Otis, at Michigan State (Sep 20, 2008)
	2	Anderson, P, at Boston College (Nov 08, 2008)
	2	Buffin, Ketric, vs Navy (Nov 15, 2008)

The Automated ScoreBook
Notre Dame Game Superlatives (as of Jan 12, 2009)
All games

OPPONENT TEAM GAME HIGHS

Rushes	47	vs Pittsburgh (Nov 01, 2008)
Yards Rushing	203	at Michigan State (Sep 20, 2008)
Yards Per Rush	6.1	vs Purdue (Sep 27, 2008)
TD Rushes	3	vs Navy (Nov 15, 2008)
	3	at USC (Nov 29, 2008)
Pass attempts	59	vs San Diego State (Sep 06, 2008)
Pass completions	29	vs San Diego State (Sep 06, 2008)
	29	vs Purdue (Sep 27, 2008)
Yards Passing	359	vs Purdue (Sep 27, 2008)
Yards Per Pass	8.3	at USC (Nov 29, 2008)
TD Passes	3	at Hawai`i (Dec 24, 2008)
Total Plays	77	vs Pittsburgh (Nov 01, 2008)
Total Offense	462	vs Purdue (Sep 27, 2008)
Yards Per Play	6.8	at USC (Nov 29, 2008)
Points	38	at USC (Nov 29, 2008)
Sacks By	4	at North Carolina (Oct 11, 2008)
	4	at USC (Nov 29, 2008)
First Downs	23	vs Purdue (Sep 27, 2008)
Penalties	11	vs San Diego State (Sep 06, 2008)
Penalty Yards	100	vs San Diego State (Sep 06, 2008)
Turnovers	6	vs Michigan (Sep 13, 2008)
Interceptions By	4	at Boston College (Nov 08, 2008)

The Automated ScoreBook
Notre Dame Red-Zone Results (as of Jan 12, 2009)
All games

Notre Dame Inside Opponent Red-Zone

Date	Opponent	Score	Times In RZ	Times Scored	Total Pts	Rush TDs	Pass TDs	FGs Made	Failed to score inside RZ						
									FGA	Down	Int	Fumb	Half	Game	
Sep 06, 2008	SAN DIEGO STATE	W 21-13	5	1	7	1	0	1	0	0	1	1	1	1	0
Sep 13, 2008	MICHIGAN	W 35-17	4	3	21	3	2	1	0	0	0	1	0	0	0
Sep 20, 2008	at Michigan State	L 7-23	2	0	0	0	0	0	0	1	0	0	1	0	0
Sep 27, 2008	PURDUE	W 38-21	4	3	21	3	1	2	0	1	0	0	0	0	0
Oct 04, 2008	STANFORD	W 28-21	4	2	14	2	1	1	0	1	1	0	0	0	0
Oct 11, 2008	at North Carolina	L 24-29	3	3	21	3	1	2	0	0	0	0	0	0	0
Oct 25, 2008	at Washington	W 33-7	4	4	19	2	2	0	2	0	0	0	0	0	0
Nov 01, 2008	PITTSBURGH	L 33-36	6	5	27	3	0	3	2	1	0	0	0	0	0
Nov 08, 2008	at Boston College	L 0-17	0	0	0	0	0	0	0	0	0	0	0	0	0
Nov 15, 2008	vs Navy	W 27-21	5	4	20	2	2	0	2	0	0	0	1	0	0
Nov 22, 2008	SYRACUSE	L 23-24	3	2	6	0	0	0	2	1	0	0	0	0	0
Nov 29, 2008	at USC	L 3-38	0	0	0	0	0	0	0	0	0	0	0	0	0
Dec 24, 2008	at Hawai'i	W 49-21	4	4	28	4	1	3	0	0	0	0	0	0	0
Totals			44	31	184	23	10	13	8	5	2	2	3	1	0
31 of 44 (70.5%)															

Opponents Inside Notre Dame Red-Zone

Date	Opponent	Score	Times In RZ	Times Scored	Total Pts	Rush TDs	Pass TDs	FGs Made	Failed to score inside RZ						
									FGA	Down	Int	Fumb	Half	Game	
Sep 06, 2008	SAN DIEGO STATE	W 21-13	3	2	13	2	1	1	0	0	0	0	1	0	0
Sep 13, 2008	MICHIGAN	W 35-17	4	2	10	1	1	0	1	0	0	1	1	0	0
Sep 20, 2008	at Michigan State	L 7-23	4	4	20	2	2	0	2	0	0	0	0	0	0
Sep 27, 2008	PURDUE	W 38-21	3	1	7	1	0	1	0	1	1	0	0	0	0
Oct 04, 2008	STANFORD	W 28-21	3	3	21	3	1	2	0	0	0	0	0	0	0
Oct 11, 2008	at North Carolina	L 24-29	4	4	19	2	2	0	2	0	0	0	0	0	0
Oct 25, 2008	at Washington	W 33-7	1	1	7	1	0	1	0	0	0	0	0	0	0
Nov 01, 2008	PITTSBURGH	L 33-36	8	8	36	3	2	1	5	0	0	0	0	0	0
Nov 08, 2008	at Boston College	L 0-17	4	2	10	1	0	1	1	2	0	0	0	0	0
Nov 15, 2008	vs Navy	W 27-21	1	1	7	1	1	0	0	0	0	0	0	0	0
Nov 22, 2008	SYRACUSE	L 23-24	2	2	14	2	1	1	0	0	0	0	0	0	0
Nov 29, 2008	at USC	L 3-38	6	5	31	4	2	2	1	0	0	1	0	0	0
Dec 24, 2008	at Hawai'i	W 49-21	1	1	7	1	0	1	0	0	0	0	0	0	0
Totals			44	36	202	24	13	11	12	3	1	2	2	0	0
36 of 44 (81.8%)															

The Automated ScoreBook
Notre Dame By-Quarter Statistics (as of Jan 12, 2009)
All games

3rd-Down Conversions

Date	Opponent	Score	Overall	1st Qtr	2nd Qtr	3rd Qtr	4th Qtr	Overtime
Sep 06, 2008	SAN DIEGO STATE	W 21-13	3-12 25.0	1-4 25.0	1-4 25.0	0-2 0.0	1-2 50.0	
Sep 13, 2008	MICHIGAN	W 35-17	3-12 25.0	1-2 50.0	0-2 0.0	1-4 25.0	1-4 25.0	
Sep 20, 2008	at Michigan State	L 7-23	6-13 46.2	2-5 40.0	1-3 33.3	1-1 100.0	2-4 50.0	
Sep 27, 2008	PURDUE	W 38-21	6-14 42.9	1-3 33.3	2-3 66.7	1-3 33.3	2-5 40.0	
Oct 04, 2008	STANFORD	W 28-21	4-14 28.6	1-3 33.3	1-2 50.0	1-4 25.0	1-5 20.0	
Oct 11, 2008	at North Carolina	L 24-29	10-16 62.5	4-5 80.0	2-3 66.7	2-3 66.7	2-5 40.0	
Oct 25, 2008	at Washington	W 33-7	6-14 42.9	2-3 66.7	1-5 20.0	0-2 0.0	3-4 75.0	
Nov 01, 2008	PITTSBURGH	L 33-36	7-19 36.8	1-4 25.0	2-3 66.7	0-3 0.0	3-4 75.0	1-5 20.0
Nov 08, 2008	at Boston College	L 0-17	5-15 33.3	0-3 0.0	2-5 40.0	0-3 0.0	3-4 75.0	
Nov 15, 2008	vs Navy	W 27-21	3-10 30.0	2-2 100.0	0-4 0.0	0-0 0.0	1-4 25.0	
Nov 22, 2008	SYRACUSE	L 23-24	4-16 25.0	2-5 40.0	1-3 33.3	0-4 0.0	1-4 25.0	
Nov 29, 2008	at USC	L 3-38	2-14 14.3	0-3 0.0	0-3 0.0	0-3 0.0	2-5 40.0	
Dec 24, 2008	at Hawai'i	W 49-21	4-11 36.4	1-2 50.0	1-3 33.3	2-2 100.0	0-4 0.0	
Notre Dame			63-180 35.0	18-44 40.9	14-43 32.6	8-34 23.5	22-54 40.7	1-5 20.0
Opponents			57-174 32.8	13-42 31.0	17-47 36.2	13-43 30.2	14-39 35.9	0-3 0.0

4th-Down Conversions

Date	Opponent	Score	Overall	1st Qtr	2nd Qtr	3rd Qtr	4th Qtr	Overtime
Sep 06, 2008	SAN DIEGO STATE	W 21-13	1-2 50.0	0-0 0.0	0-1 0.0	0-0 0.0	1-1 100.0	
Sep 13, 2008	MICHIGAN	W 35-17	0-2 0.0	0-0 0.0	0-0 0.0	0-0 0.0	0-2 0.0	
Sep 20, 2008	at Michigan State	L 7-23	0-1 0.0	0-0 0.0	0-0 0.0	0-0 0.0	0-1 0.0	
Sep 27, 2008	PURDUE	W 38-21	3-4 75.0	0-1 0.0	0-0 0.0	2-2 100.0	1-1 100.0	
Oct 04, 2008	STANFORD	W 28-21	2-3 66.7	1-1 100.0	0-0 0.0	1-1 100.0	0-1 0.0	
Oct 11, 2008	at North Carolina	L 24-29	0-2 0.0	0-0 0.0	0-0 0.0	0-0 0.0	0-2 0.0	
Oct 25, 2008	at Washington	W 33-7	2-6 33.3	1-1 100.0	0-3 0.0	1-1 100.0	0-1 0.0	
Nov 01, 2008	PITTSBURGH	L 33-36	0-2 0.0	0-0 0.0	0-0 0.0	0-1 0.0	0-1 0.0	0-0 0.0
Nov 08, 2008	at Boston College	L 0-17	0-2 0.0	0-0 0.0	0-0 0.0	0-1 0.0	0-1 0.0	
Nov 15, 2008	vs Navy	W 27-21	0-1 0.0	0-0 0.0	0-0 0.0	0-0 0.0	0-1 0.0	
Nov 22, 2008	SYRACUSE	L 23-24	2-3 66.7	0-1 0.0	0-0 0.0	1-1 100.0	1-1 100.0	
Nov 29, 2008	at USC	L 3-38	0-1 0.0	0-0 0.0	0-0 0.0	0-0 0.0	0-1 0.0	
Dec 24, 2008	at Hawai'i	W 49-21	1-1 100.0	0-0 0.0	1-1 100.0	0-0 0.0	0-0 0.0	
Notre Dame			11-30 36.7	2-4 50.0	1-5 20.0	5-7 71.4	3-14 21.4	0-0 0.0
Opponents			5-13 38.5	1-2 50.0	1-1 100.0	1-1 100.0	2-9 22.2	0-0 0.0

Time of Possession

Date	Opponent	Score	Overall	1st Qtr	2nd Qtr	3rd Qtr	4th Qtr	Overtime
Sep 06, 2008	SAN DIEGO STATE	W 21-13	30:52	5:59	9:12	5:17	10:24	
Sep 13, 2008	MICHIGAN	W 35-17	27:48	3:39	6:24	8:32	9:13	
Sep 20, 2008	at Michigan State	L 7-23	26:15	9:31	5:42	6:28	4:34	
Sep 27, 2008	PURDUE	W 38-21	35:26	7:08	5:22	11:00	11:56	
Oct 04, 2008	STANFORD	W 28-21	33:20	7:04	7:24	9:55	8:57	
Oct 11, 2008	at North Carolina	L 24-29	33:05	9:44	6:37	6:18	10:26	
Oct 25, 2008	at Washington	W 33-7	37:28	7:53	9:39	10:18	9:38	
Nov 01, 2008	PITTSBURGH	L 33-36	28:44	10:25	6:34	4:09	7:36	0:00
Nov 08, 2008	at Boston College	L 0-17	27:53	5:57	9:45	4:56	7:15	
Nov 15, 2008	vs Navy	W 27-21	35:33	8:12	8:21	8:13	10:47	
Nov 22, 2008	SYRACUSE	L 23-24	31:19	8:36	7:32	8:28	6:43	
Nov 29, 2008	at USC	L 3-38	25:59	5:13	6:38	5:57	8:11	
Dec 24, 2008	at Hawai'i	W 49-21	33:00	10:01	8:14	5:28	9:17	
Notre Dame			Total	99:22	97:24	94:59	114:57	0:00
			Avg.	31:17	7:38	7:29	8:50	0:00
Opponents			Total	95:38	97:36	100:01	80:03	0:00
			Avg.	28:42	7:21	7:30	6:09	0:00