



2010-11 NOTRE DAME MEN'S BASKETBALL



ATHLETIC MEDIA RELATIONS:
MEDIA RELATIONS CONTACTS:

Joyce Center
Bernadette Cafarelli
Sean Carroll

Room 112
o: (574) 631-8458
o: (574) 631-2664

Notre Dame, IN 46556
c: (574) 532-0249
c: (574) 340-2177

Fax: (574) 631-7941
cafarelli.1@nd.edu
carroll.64@nd.edu

2010-11 Schedule

Date	Opponent	Time
11/1	MARIAN UNIVERSITY [^]	W, 85-52
11/6	CATHOLIC UNIVERSITY [^]	W, 72-47
11/12	GEORGIA SOUTHERN	W, 98-61
11/14	LIBERTY	W, 72-51
11/17	CHICAGO STATE	W, 102-62
11/22	MAINE	W, 97-72
<i>Old Spice Classic (Orlando, Fla.)</i>		
11/25	vs. Georgia (ESPN2)	W, 89-83 (2ot)
11/26	vs. California (ESPN2)	W, 57-44
11/28	vs. Wisconsin (ESPN2)	W, 58-51
11/30	(25/-) INDIANA STATE	W, 81-72
12/8	(23/23) vs. Kentucky! (ESPN) (17/16)	L, 58-72
12/11	(23/23) GONZAGA (ESPN2)	W, 83-79
12/19	(24/23) STONY BROOK (ESPNU)	W, 88-62
12/22	(22/20) UMBC	W, 93-53
12/29	(15/15) GEORGETOWN* (9/9) (ESPN2)	W, 69-55
1/1	(15/15) at Syracuse* (5/5) (ESPNU)	L, 58-70
1/4	(14/15) CONNECTICUT* (8/9) (BEN)	W, 73-70
1/8	(14/15) ST. JOHN'S* (ESPNU)	W, 76-61
1/10	(9/11) at Marquette* (ESPN2)	L, 57-79
1/16	(9/11) at St. John's* (BEN)	L, 54-72
1/19	(16/16) CINCINNATI* (25/-) (ESPN2)	W, 66-58
1/22	(16/16) MARQUETTE* (BEN)	W, 80-75
1/24	(15/14) at Pittsburgh* (2/2) (ESPN)	W, 56-51
2/3	(9/8) at DePaul* (ESPN)	W, 83-58
2/6	(9/8) RUTGERS* (BEN)	W, 76-69
2/9	(8/7) LOUISVILLE* (16/15) (ESPNU)	W, 89-79(ot)
2/12	(8/7) at USF* (BEN)	W, 78-55
2/19	(8/7) at West Virginia* (CBS)	1:00 p.m.
2/23	at Providence* (BEN)	7:00 p.m.
2/26	SETON HALL* (ESPNU)	7:00 p.m.
2/28	VILLANOVA* (ESPN)	7:00 p.m.
3/5	at Connecticut* (ESPN/ESPN2)	2:00 p.m.
3/8-12	BIG EAST Championship (ESPN) (Madison Square Garden; New York City)	
3/15-20	NCAA First-Third Rounds	
3/24-27	NCAA Championship Regionals	
4/2	NCAA Final Four-Semifinals (Houston, Texas)	
4/4	NCAA Final Four-Final (Houston, Texas)	

[^] - Exhibition Game

! - BIG EAST/SEC Invitational (Louisville, Ky.)

* - BIG EAST Conference Game

Home events in **BOLD CAPS**

All times Eastern

Game 26 • Saturday, February 19 • 1:00 p.m. (EST) WVU Coliseum (14,000) Morgantown, W. Va.



Vs.



TV:

CBS

Ian Eagle (play-by-play)

Jim Spanarkel (analyst)

Radio:

Affiliate listings on page 10; Broadcast also on UND.com

Jack Nolan (play-by-play)

Jordan Cornette (analyst)

#8/7 Notre Dame Fighting Irish

Record: 21-4, 10-3

H: 15-0; A: 3-3; N: 3-1

Notre Dame Leads Series 25-11

West Virginia Mountaineers

Record: 16-9, 7-6

H: 9-2; A: 4-5; N: 3-2

NOTRE DAME PROBABLE STARTING LINEUP

2010-11 Statistics

No.	Player	Pos	Ht.	Wt.	Yr.	PPG	RPG	APG
1	Tyrone Nash	F	6-8	232	Sr.	9.6	5.8	2.6
21	Tim Abromaitis	F	6-8	235	Sr.	14.3	6.4	1.7
34	Carleton Scott	F	6-8	218	Sr.	11.8	6.9	2.1
14	Scott Martin	G	6-8	219	Sr.	10.1	5.0	1.8
23	Ben Hansbrough	G	6-3	206	Sr.	17.3	3.8	4.1

#8/7 IRISH CONTINUE ROAD SWING ON SATURDAY AT WEST VIRGINIA

• Notre Dame (21-4, 10-3) will take a seven-game win streak into Saturday's showdown at West Virginia (16-9, 7-6). Tip-off is slated for 1:00 p.m. (ET) inside the WVU Coliseum. This is the only regular-season meeting between the two schools. The Irish currently are in second place in the BIG EAST. This is the second of three straight road contests for Notre Dame.

• The Fighting Irish have won their last three BIG EAST road games, including a 78-55 triumph at USF on Saturday. Notre Dame is 3-3 on the road this season.

• This will be the 37th meeting all-time between Notre Dame and West Virginia. The Fighting Irish lead the series 25-11, including an 8-7 mark at West Virginia. Twenty-three of the meetings have occurred since Notre Dame joined the BIG EAST in 1995. The Irish are 16-7 in those contests.

• The Irish and Mountaineers split last season's two meetings. Both contests were decided by two points. Notre Dame claimed a 70-68 home victory over West Virginia and the Mountaineers topped the Irish 53-51 in the semifinals of the BIG EAST Tournament.

• A win on Saturday would give Notre Dame its second eight-game win streak of the season. The Irish began the 2010-11 campaign with an 8-0 mark. The last time a Notre Dame squad had two win streaks of at least eight games was during the 1986-87 season. That year, the Irish produced an eight-game and 11-game win streak.



NOTRE DAME 2010-11 ROSTER

2010-11 Statistics

No.	Player	Pos	Ht.	Wt.	Yr.	PPG.	RPG	Hometown/High School
0	Eric Atkins	G	6-2	173	Fr.	6.6	2.1	Columbia, Md./Mount Saint Joseph
1	Tyrone Nash	F	6-8	232	Sr.	9.6	5.8	Queens, N.Y./Lawrence Woodmere Academy & Northfield Mt. Hermon
5	Tom Kopko	G	6-2	187	Sr.	0.3	0.2	Chicago, Ill./St. Laurence
12	Alex Dragicevich	G	6-8	215	Fr.	2.0	0.8	Northbrook, Ill./Glenbrook North
14	Scott Martin	G	6-8	219	Sr.	10.1	5.0	Valparaiso, Ind./Valparaiso
21	Tim Abromaitis	F	6-8	235	GS	14.3	6.4	Unionville, Conn./Farmington
22	Jerian Grant	G	6-5	185	Fr.	--	--	Bowie, Md./DeMatha
23	Ben Hansbrough	G	6-3	203	Sr.	17.3	3.8	Poplar Bluff, Mo./Poplar Bluff
25	Tom Knight	F	6-10	253	So.	1.6	1.3	Dixfield, Maine/Dirigo
32	Joey Brooks	G	6-6	215	So.	1.8	1.3	Houston, Texas/Strake Jesuit College Prep
33	Mike Broghammer	F	6-9	248	So.	1.8	1.0	Orono, Minn./Hopkins
34	Carleton Scott	F	6-8	218	Sr.	11.8	6.9	San Antonio, Texas/James Madison
45	Jack Cooley	F	6-9	244	So.	4.4	3.0	Glenview, Ill./Glenbrook South

Head Coach: Mike Brey (George Washington '82)

Assistant Coach: Anthony Solomon (Virginia '87)

Assistant Coach: Rod Balanis (Georgia Tech '93)

Assistant Coach: Martin Ingelsby (Notre Dame '01)

Coordinator of Basketball Operations: Harold Swanagan (Notre Dame '02)

Athletic Trainer: Skip Meyer (Central Connecticut State '74)

Pronunciation Guide

Tim Abromaitis	ab-row-MY-tis
Jack Cooley	COOL-ee
Mike Broghammer.....	BROGE-ham-mer
Alex Dragicevich	Drag-ee-vich
Jerian Grant.....	JARE-in
Ben Hansbrough.....	HANDS-bro
Tom Kopko	cop-COE

National Polls (Feb. 14)

AP Top 25

1. Kansas
2. Ohio State
3. Texas
- 4. Pittsburgh**
5. Duke
6. San Diego State
7. BYU
- 8. NOTRE DAME**
- 9. Georgetown**
- 10. Wisconsin**
11. Purdue
12. Arizona
- 13. Connecticut**
14. Florida
- 15. Villanova**
- 16. Louisville**
- 17. Syracuse**
18. Vanderbilt
19. North Carolina
20. Missouri
21. Texas A&M
- 22. Kentucky**
23. Temple
24. Xavier
25. Utah State

ESPN/USA Today Coaches Poll

1. Kansas
2. Texas
3. Ohio State
- 4. Pittsburgh**
5. Duke
6. San Diego State
- 7. NOTRE DAME**
8. BYU
- 9. Georgetown**
- 10. Wisconsin**
11. Purdue
- 12. Connecticut**
13. Arizona
- 14. Villanova**
15. Florida
- 16. Louisville**
17. Texas A&M
18. Vanderbilt
19. North Carolina
- 20. Syracuse**
21. Missouri
- 22. Kentucky**
23. Saint Mary's
24. Utah State
25. Temple

Bold indicates 2010-11 Irish opponent

IRISH POST BEST START UNDER BREY

- Notre Dame's 21-4 record signifies the best 25-game start under head coach **Mike Brey**. The last time an Irish squad won at least 21 of their first 25 games was during the 1980-81 campaign when that team also started 21-4.
- This season is the quickest (date wise) Notre Dame has ever reached the 20-win mark in the modern era. The 1908-09 squad hit the 20-win mark on Jan. 29 (see page 6 for additional information on top starts for the Irish).

IRISH MATCH BEST START IN BIG EAST PLAY

- Notre Dame's 10-3 BIG EAST record matches the best 13-game start in BIG EAST play in program history. The Irish also began the 2000-01 league campaign with a 10-3 mark. That was **Mike Brey's** first season on the Irish sideline.
- The Irish have secured their second straight 10-win BIG EAST campaign and it's the seventh time (in 11 seasons) under Brey that Notre Dame has notched at least 10 league victories. The most wins for the Irish in BIG EAST play was 14 (14-4) in 2007-08.

STREAKING

- Notre Dame has won its last seven BIG EAST games. That matches the second-longest BIG EAST regular-season win streak in program history. The Irish won the final five conference games of the 2006-07 season and the first two league contests of the 2007-08 campaign.
- This is the first seven-game conference win streak within the same season since the Irish won a program-record eight straight during the 2000-01 campaign, which was **Mike Brey's** first year on the Notre Dame sideline.
- The Irish have won their last three BIG EAST road games. It's the first three-game BIG EAST road win streak for the Irish since they strung together five straight league victories on the road during the 2000-01 campaign.

IRISH SECURE FIFTH STRAIGHT 20-WIN CAMPAIGN

- Notre Dame has reached the 20-win mark for the fifth consecutive season and for the eighth time in the last 11 seasons under head coach **Mike Brey**. The last time Irish teams reached the 20-win plateau in five straight campaigns was from 1983-89 when those Notre Dame squads under Digger Phelps strung together six consecutive 20-win seasons.

BREY GETS WIN IN 500TH CAREER GAME

- Last Saturday's contest at USF was **Mike Brey's** 500th career game as a head coach. Brey has a 331-169 (.662) career mark. He was 99-52 (.656) at Delaware from 1995-2000 and he is 232-117 (.665) at Notre Dame.



Series vs. West Virginia

Notre Dame Leads 25-11

Home: 16-2, Away: 8-7, Neutral: 1-2

Date	Site	Result
12-21-69	Notre Dame, IN	W, 84-80
2-21-70	Notre Dame, IN	W, 114-78
2-20-71	Morgantown, WV	W, 107-98
2-3-72	Notre Dame, IN	L, 87-97
2-22-73	Morgantown, WV	W, 92-73
2-23-74	Notre Dame, IN	W, 108-80
2-14-76	Notre Dame, IN	W, 97-77
2-19-77	Morgantown, WV	L, 68-81
1-25-78	Notre Dame, IN	W, 103-82
2-17-79	Morgantown, WV	W, 70-54
1-17-87	Notre Dame, IN	L, 55-57
1-15-91	Notre Dame, IN	W, 84-70
1-13-92	Morgantown, WV	L, 67-87
1-27-96	Morgantown, WV	L, 59-69
1-25-97	Morgantown, WV	L, 66-67
2-11-97	Notre Dame, IN	W, 90-76
1-15-98	Morgantown, WV	W, 74-72
2-14-99	Morgantown, WV	L, 80-85
2-21-99	Notre Dame, IN	W, 71-69
2-2-00	Notre Dame, IN	W, 79-65
1-21-01	Notre Dame, IN	W, 78-61
2-11-01	Morgantown, WV	W, 69-66
1-9-02	Morgantown, WV	W, 67-64
2-20-02	Notre Dame, IN	W, 89-76
1-29-03	Notre Dame, IN	W, 88-69
2-18-03	Morgantown, WV	W, 56-55
1-7-04	Notre Dame, IN	W, 63-52
3-10-04	New York, NY&	W, 65-64
1-19-05	Morgantown, WV	W, 70-57
2-1-06	Morgantown, WV	L, 70-71
1-9-07	Notre Dame, IN	W, 61-58
1-3-08	Notre Dame, IN	W, 69-56
2-18-09	Morgantown, WV	L, 79-68
3-11-09	New York, NY&	L, 62-74
1-9-10	Notre Dame, IN	W, 70-68
3-12-10	New York, NY&	L, 51-53

&-BIG EAST Tournament

TALE OF THE TAPE

ND	2010-11 Statistic	WV
75.6	Scoring Average	70.5
64.6	Scoring Defense	64.4
+11.1	Scoring Margin	+6.1
.462	FG%	.436
.407	FG% Defense	.408
.380	3-FG%	.330
.351	3-FG% Defense	.283
.732	FT%	.692
37.2	Rebound Average	37.4
32.2	Rebound Against Average	34.4
+5.0	Rebound Margin	+3.0
10.9	Turnovers Per Game	12.4
11.2	Turnovers Forced Per Game	12.8
+0.3	Turnover Margin	+0.4
1.5	Assist-to-Turnover Ratio	1.2

SPREADING THE WEALTH

• On Saturday (Feb. 12) versus USF, the Irish had six players reach double-figures in points for the first time ever in a BIG EAST game. **Jack Cooley** (18), **Carleton Scott** (13), **Tim Abromaitis** (12), **Ben Hansbrough** (12), **Scott Martin** (10) and **Tyrone Nash** (10) all netted double-digits. It's the second time this season Notre Dame has had six double-figure scorers. Those same six players all did so versus Maine (Nov. 22).

• The Irish have had at least four players reach double-figures in points in the past four games. Notre Dame has had at least four double-figure scorers in 11 games this season.

• Notre Dame has had at least five players reach double-digits in the same contest six times (see box on page 8).

ROLLING TO VICTORY ON THE ROAD

• During Notre Dame's current three-game BIG EAST road win streak, the Irish are winning by an average of 17.7 points per game.

• The Irish captured a 78-55 victory at USF on Saturday. On Feb. 3, Notre Dame won at DePaul, 83-58. The 25-point victory over the Blue Demons was Notre Dame's second-largest road victory ever in BIG EAST play. The Irish won by 26 points (95-69) at Seton Hall during the 2007-08 season.

BURRYING THE BULLS

• Notre Dame shot 55.7% (34-61) from the floor in Saturday's 78-55 win at USF. That is Notre Dame's highest shooting percentage in a BIG EAST game this season. The Irish have shot 50% or above from the floor eight times this season (four times in BIG EAST play).

• Notre Dame's 34 made field goals against USF matched a season-high total. The Irish also made 34 shots against Chicago State (Nov. 17) and Stony Brook (Dec. 19).

• The Fighting Irish held the Bulls to just 30.4% (21-69) shooting from the floor. That is the lowest shooting percentage for an Irish opponent in a BIG EAST game this season.

• Notre Dame shot 66.7% (18-27) from the field in the first half versus USF. That was the best shooting percentage in a half for the Irish this season.

LEAGUE HONORS FOR SCOTT

• **Carleton Scott** was named to the BIG EAST Weekly Honor Roll on Monday. That marked the second time this season he has received that honor. Scott averaged 14.5 points, 9.5 rebounds, 2.0 assists and 2.0 blocks in wins over Louisville and USF last week.

HANSBROUGH NAMED TO NAISMITH TROPHY MIDSEASON 30

• **Ben Hansbrough** is among a list of 30 players on the Naismith Trophy midseason list.

• Three other BIG EAST players also are on the list — Austin Freeman (Georgetown), Kemba Walker (Connecticut) and Brad Wanamaker (Pittsburgh).

HANSBROUGH STAYING HOT

• Senior guard **Ben Hansbrough** is averaging 22.1 points, 4.3 rebounds and 5.2 assists over the past six games.

• For the season, Hansbrough is averaging a career-best - and team-high - 17.3 points per game. Hansbrough has a team-best 103 assists (4.1 apg) and a team-high 31 steals (1.2 spg).

• His 19.2 ppg. average in BIG EAST games ranks third in the league. His 36.8 minutes played per game in BIG EAST contests also ranks third in the conference.

• Hansbrough has led the Irish in scoring in seven of the past eight games.

• He has made at least five three-pointers in a game five times this season, including twice in the past four contests. Hansbrough made a career-high six treys earlier this season versus Chicago State (Nov. 17).

• Hansbrough has notched at least five assists in a game 10 times this season, including in five of the last seven contests. He dished out eight assists on Saturday at USF.

• He is shooting 81.1% (107-132) from the free throw line overall this season and boasts an 84.8% (67-79) average in BIG EAST play.

• Hansbrough scored a career-high 28 points on Jan. 22 versus Marquette.

• Hansbrough has reached double-digits in 46 of his 60 career games with the Irish.



2010-11 BIG EAST STANDINGS

(as of games played on Feb. 16)

	Overall Record	BIG EAST Record
Pittsburgh	24-2	12-1
NOTRE DAME	21-4	10-3
Georgetown	20-6	9-5
Connecticut	20-5	8-5
Villanova	20-6	8-5
Louisville	19-7	8-5
St. John's	16-9	8-5
Syracuse	21-6	8-6
Cincinnati	20-6	7-6
West Virginia	16-9	7-6
Marquette	15-11	6-7
Seton Hall	11-15	5-9
Rutgers	13-12	4-9
Providence	14-11	3-9
USF	8-19	2-12
DePaul	6-19	0-12

Players of the Week

Ashton Gibbs, Jr., G, Pittsburgh (Nov. 22)
Kemba Walker, Jr., G, Connecticut (Nov. 29)
Chris Wright, Sr., G, Georgetown (Dec. 6)
Marshon Brooks, Sr., G, Providence (Dec. 13)
Gilbert Brown, Sr., F, Pittsburgh (Dec. 20)
Peyton Siva, So., G, Louisville (Dec. 27)
Dwight Hardy, Sr., G, St. John's (Jan. 3)

Ben Hansbrough, Sr., G, Notre Dame (Jan. 10)

Kemba Walker, Jr., G, Connecticut (Jan. 17)
Austin Freeman, Sr., G, Georgetown (Jan. 24)
Peyton Siva, So., G, Louisville (Jan. 31)
Marshon Brooks, Sr., G, Providence (Feb. 7)
Dwight Hardy, Sr., G, St. John's (Feb. 14)

Rookies of the Week

Sean Kilpatrick, Fr., G, Cincinnati (Nov. 22)
Gerard Coleman, Fr., G, Providence (Nov. 29)
Brandon Young, Fr., G, DePaul (Dec. 6)
Vander Blue, Fr., G, Marquette (Dec. 13)
Fuquan Edwin, Fr., F, Seton Hall (Dec. 20)
Cleveland Melvin, Fr., F, DePaul (Dec. 27)
Cleveland Melvin, Fr., F, DePaul (Jan. 3)
Shabazz Napier, Fr., G, Connecticut (Jan. 10)
Cleveland Melvin, Fr., F, DePaul (Jan. 17)
Gerard Coleman, Fr., G, Providence (Jan. 24)
Jeremy Lamb, Fr., G, Connecticut (Jan. 31)
Jeremy Lamb, Fr., G, Connecticut (Feb. 7)
Sean Kilpatrick, Fr., G, Cincinnati (Feb. 14)

Notre Dame Weekly Honor Roll Honorees

Ben Hansbrough (Nov. 22, Jan. 24, Jan. 31, Feb. 7)
Tim Abromaitis (Nov. 29, Dec. 27)
Carleton Scott (Dec. 20, Feb. 14)

JACK ATTACK

- Sophomore forward **Jack Cooley** scored a career-high 18 points and hauled down a career-high tying eight rebounds on Saturday at USF. Cooley made his first nine shots of the contest before missing his final attempt from the field.
- Overall, Cooley had made 15 straight field goal attempts before the miss against the Bulls. Cooley made his final field goal attempt versus Rutgers (Feb. 6) and made all five of his tries against Louisville (Feb. 9).
- Cooley gave the Irish a huge lift off the bench in the win over Louisville (Feb. 9). He scored all 10 of his points in the first half.
- The Louisville and USF contests marked the first time Cooley ever has scored in double-figures in consecutive games. Cooley has four double-digit scoring effort this season.
- Cooley is an efficient 47-69 (.681) from the field this season. He is 23-33 (.697) from the floor in BIG EAST play.

IN THE POLLS

- For the second consecutive week, Notre Dame is ranked eighth in the Associated Press poll and the Irish are No. 7 according to the ESPN/USA Today coaches' poll. It's the highest the Fighting Irish have been in either poll this season.

SOLID SHOWING FOR IRISH ATHLETICS IN THE POLLS

- Notre Dame is the only school in the country that fields men's and women's basketball and hockey teams and has all three squads currently appearing in the top 10 in their respective national rankings. The women's basketball team is ranked 8th in both polls (AP & ESPN/USA Today coaches' poll), while hockey is 10th in the latest USA Today and USCHO.com polls.
- Notre Dame and Duke are the only two schools in the country to have both its men's and women's basketball teams currently in the AP Top 10. The Blue Devils men are ranked fifth, while the women are seventh.

BEATING THE BEST

- Five of Notre Dame's 10 BIG EAST wins have come against a ranked opponent. The Irish defeated #9/9 Georgetown 69-55 in the league opener. Notre Dame topped #8/9 Connecticut 73-70 and downed #25/- Cincinnati 66-58. The Irish upended #2/2 Pittsburgh 56-51. Most recently, Notre Dame defeated #16/15 Louisville 89-79 in overtime.

STOUT SCHEDULE

- There currently are eight Irish opponents ranked in the AP top-25 poll. The Irish are 5-2 against those squads so far this season.

TAKING DOWN A TOP-10 FOE

- Notre Dame has defeated three top-10 teams this season. Most recently, the Irish won at No. 2/2 Pittsburgh, 56-51, on Jan. 24. Notre Dame opened BIG EAST play with a 69-55 triumph of No. 9/9 Georgetown (Dec. 29) and the Irish produced a 73-70 victory over No. 8/9 Connecticut (Jan. 4).
- Prior to this season, the last time Notre Dame defeated three top-10 teams in the same season was during the 2008-09 campaign. That season, the Irish took down No. 6/7 Texas (81-80), No. 9/10 Georgetown (73-67) and No. 5/7 Louisville (90-57).
- This season's wins over Georgetown and Connecticut marked the first time since the 2002-03 campaign that Notre Dame defeated two top-10 teams in a three-game span.
- Prior to the wins over Georgetown and Connecticut, the last time Notre Dame recorded back-to-back home wins over top-10 teams was during the 1960-61 season when the Irish knocked off No. 7 DePaul (61-58 on Jan. 17, 1961) and No. 7 St. John's (64-63 on Feb. 2, 1961).

CHASING THE MARK

- Coming off the most successful four-year run in program history (2006-10), Notre Dame's current four-year stretch may produce a couple of record-breaking numbers. From 2006-10, Irish teams produced an overall record of 93-43 for an overall winning percentage of .684, while finishing with a 43-27 mark (.614) in BIG EAST regular-season play. Both the 93 overall victories and 43 BIG EAST wins are both the most in program history. Since 2007, Notre Dame has produced an 90-39 mark (.698) and is 42-25 (.627) in conference regular-season contests.

BALANCED ATTACK

- Six different Notre Dame players have led the team in scoring during a game this season. **Ben Hansbrough** has led the Irish in scoring a team-best 14 times.



Number of Games Led Irish in This Season ...
(Career figure in parenthesis)

Tim Abromaitis

Points 6 (13)
Rebounds 10 (13)
Assists 2 (4)
Blocks 2 (7)
Steals 8 (12)

Eric Atkins

Points 2 (2)
Assists 8 (8)
Steals 8 (8)

Mike Broghammer

Blocks 2 (2)
Steals 0 (1)

Joey Brooks

Rebounds 1 (1)
Steals 2 (4)

Jack Cooley

Points 1 (1)
Blocks 8 (9)
Steals 2 (2)

Ben Hansbrough

Points 14 (19)
Rebounds 1 (4)
Assists 9 (23)
Blocks 1 (5)
Steals 11 (24)

Scott Martin

Rebounds 4 (4)
Assists 1 (1)
Blocks 3 (3)
Steals 1 (1)

Tyrone Nash

Points 1 (1)
Rebounds 5 (10)
Assists 6 (13)
Blocks 8 (23)
Steals 3 (14)

Carleton Scott

Points 3 (3)
Rebounds 10 (16)
Assists 4 (5)
Blocks 16 (38)
Steals 5 (9)

Number of Games This Season With ...
(Career figure in parenthesis)

Six Double-Figure Scorers 2
Five Double-Figure Scorers 4
Four Double-Figure Scorers 10

Double-Figure Points

Ben Hansbrough 23 (72, 46 at ND)
Tim Abromaitis 21 (49)
Scott Martin 15 (28, 15 at ND)
Carleton Scott 15 (19)
Tyrone Nash 12 (26)
Eric Atkins 7 (7)
Jack Cooley 4 (4)
Joey Brooks 0 (1)

30-Plus Points

Tim Abromaitis 0 (2)

20-Plus Points

Ben Hansbrough 10 (17, 13 at ND)
Tim Abromaitis 8 (17)
Carleton Scott 2 (2)

10-Plus Rebounds

Carleton Scott 6 (10)
Tyrone Nash 3 (6)
Tim Abromaitis 3 (4)
Scott Martin 1 (1, 1 at ND)
Ben Hansbrough 0 (1, 1 at ND)

10-Plus Assists

Ben Hansbrough 0 (2, 2 at ND)

Double-Doubles

Carleton Scott 6 (9)
Tyrone Nash 3 (4)
Tim Abromaitis 2 (3)
Scott Martin 1 (1, 1 at ND)
Ben Hansbrough 0 (2, 2 at ND)

Tim Abromaitis has led the Irish in points on six occasions. **Carleton Scott** has done so three times, including one tie with **Eric Atkins**, who has posted a team-high point total twice this season. **Jack Cooley** and **Tyrone Nash** have led the Irish in scoring once each.

- Three Notre Dame players (Abromaitis, Hansbrough and Scott) all have scored 20-plus points in a game this season. Hansbrough has accomplished the feat a team-best 10 times. Abromaitis has scored 20-plus points eight times, while Scott has done it twice.

SCOTT PROVIDES A SPARK

- Notre Dame is 18-2 this season when **Carleton Scott** is in the starting lineup.
- Scott had to leave the Syracuse contest (Jan. 1), a 70-58 loss, in the second half after suffering a hamstring injury. Notre Dame went 2-2 in the next four contests without his services. Scott returned to game action on Jan. 19 versus Cincinnati. After checking into that game at the 14:32 mark of the first half, the Irish proceeded to go on a 16-3 run to break open the tied contest.
- Scott returned to the starting lineup on Jan. 22 versus Marquette and notched his fourth double-double of the season with 11 points and 10 rebounds. Scott then posted 16 points and nine rebounds in a 56-51 win at Pittsburgh.

IRISH AMONG NATION'S BEST IN PROTECTING THE BASKETBALL

- Notre Dame boasts a 1.54 assist-to-turnover ratio. The Fighting Irish rank sixth nationally in that category and second among BIG EAST teams. The Irish have registered 419 assists on their 619 made field goals this season (.677). The Fighting Irish average just 10.9 turnovers per game, which is the 11th-best mark in the country.
- Notre Dame has notched at least 20 assists in a game seven times this season. The Irish had a season-high 29 assists (on 34 made field goals) versus Chicago State (Nov. 17). Notre Dame is 13th nationally in assists per game (16.8).
- Senior guard **Ben Hansbrough** leads the Irish with 103 assists (4.1 apg). Freshman point guard **Eric Atkins** is second with 94 (3.8 apg). Atkins has a team-best 3.13 assist-to-turnover ratio, which ranks sixth nationally and first in the BIG EAST.
- Notre Dame matched a season-low total by committing just seven turnovers versus Louisville (Feb. 9). The Irish have committed fewer than 10 turnovers in three of the past four games. The Irish have had fewer than 10 turnovers in a game nine times this season (five times in BIG EAST play).

DYNAMIC DUO

- **Ben Hansbrough** has reached double-figures in points a team-high 23 times this season (out of 25 games), while **Tim Abromaitis** has netted double-digits 21 times.
- Hansbrough has led the Irish in scoring a team-best 14 times this season, while Abromaitis has done so on seven occasions.
- Hansbrough has scored 20-plus points a team-best 10 times this season, while Abromaitis has done so on eight occasions.

CONSISTENCY FROM CARLETON

- Despite missing four games earlier this season with a hamstring injury, senior forward **Carleton Scott** has been one of Notre Dame's top performers this season. Scott has scored in double-figures 15 times this season (out of 21 games played). He posted his team-best sixth double-double of the season on Saturday at USF with 13 points and 11 rebounds.
- Scott is 19-21 (.905) from the free throw line in BIG EAST play. Overall this season, he is shooting 88.2% (45-51) from the charity stripe, which ranks third among all BIG EAST players.
- Scott's five made three-pointers at Pittsburgh (Jan. 24) were a career-high total. He dished out a career-high six assists versus UMBC (Dec. 22).
- His 20-point effort against Stony Brook (Dec. 19) was Scott's second straight game - and second of his career - with 20 or more points. He netted a career-high 23 points versus Gonzaga on Dec. 11.
- His perfect 8-8 performance from the field against Stony Brook ranks in a tie for third all-time in program history for most made field goals in a game without a miss. He was 4-4 from three-point range versus the Seawolves.

BLOCK PARTY

- Notre Dame matched a season-high total with eight blocked shots on Saturday at USF. **Scott Martin** led the way with a career-high tying three blocks. The Irish also had eight blocked shots versus California (Nov. 26).
- Senior forward **Carleton Scott** has a team-best 37 blocked shots this season (1.8 per game).
- Scott has blocked two or more shots in a game 13 times this season, including in each of the past four contests. Scott tied a career-high total with a season-high four blocked shots against Indiana State (Nov. 30).



Irish In The NCAA Rankings
(as of Feb. 13)

TEAM

Assist-To-Turnover Ratio

6. 1.54
(National Leader: Wisconsin, 1.78)

Turnovers Per Game

11. 10.9
(National Leader: Wisconsin, 7.8)

Winning Percentage

12. .840
(National Leader: San Diego State, .962)

Assists Per Game

13. 16.8
(National Leader: Duquesne, 18.7)

Scoring Margin

25. +11.1
(National Leader: Kansas, +19.9)

Scoring Offense

39. 75.6
(National Leader: VMI, 90.3)

Rebound Margin

39. +5.0
(National Leader: Pittsburgh, +11.7)

INDIVIDUAL

Assist-To-Turnover Ratio

6. Eric Atkins, 3.13
(National Leader:
Jordan Taylor, Wisconsin, 4.0)

IRISH POST TOP 25-GAME START UNDER BREY

Notre Dame's 21-4 record is the best 25-game start under head coach Mike Brey. It's the first time the Irish have won at least 21 of their first 25 games of a season since the 1980-81 campaign. Here are the top 25-game starts in Notre Dame history ...

Season	First 25 Games	26th Game	Final Record
1973-74	24-1	L	26-3
1908-09	23-2	W	33-7
1953-54	22-3	Full Season	
1935-36	22-2-1	Full Season	
1978-79	22-3	L	24-6
1957-58	21-4	W	24-5
1975-76	21-4	L	23-6
1979-80	21-4	W	22-6
1980-81	21-4	W	23-6
2010-11	21-4	???	???

MARTIN MAKING AN IMPACT

- **Scott Martin** has reached double-figures in points in six of the past seven games and in 12 of the last 14 games overall. He has registered double-figures 15 times this season.
- Martin notched his first career double-double versus Marquette (Jan. 10) as he tallied 10 points and a career-high 11 rebounds. He has led the Irish in rebounding four times this season.
- Martin has netted a season-high 15 points three times (Maine, Indiana State, UMBC). Those were his highest point outputs since he netted a career-high 17 points against Missouri State during his freshman season at Purdue.
- Martin did not play in 2008-09 due to NCAA transfer rules and he missed all of last season with an ACL injury.

A IS FOR ABROMAITIS

- **Tim Abromaitis** has scored in double figures in 21 of 25 games this season. He has reached double-figures in the past four games. Abromaitis has netted 20-plus points in a game eight times this season (twice in BIG EAST play).
- Abromaitis' point (14.3) and rebound (6.4) averages rank second on the team.
- He has scored in double-figures in 27 out of 31 BIG EAST regular-season games over the past two seasons.
- Abromaitis has two double-doubles this season. He has grabbed a career-high 11 rebounds twice this season (California and UMBC).

ABROMAITIS EARNS ACADEMIC ALL-DISTRICT HONORS

- Senior forward **Tim Abromaitis** has been named to the Capital One Academic All-District V men's basketball first team. Abromaitis boasts a 3.72 GPA in Notre Dame's intensified one-year MBA program. He now will be placed on the national ballot for a chance to earn Academic All-America honors. He was a first-team Academic All-American last season.

ROOKIE HANDLING THE ROCK

- Freshman point guard **Eric Atkins** boasts a team-best 3.1 assist-to-turnover ratio, which ranks sixth nationally and first in the BIG EAST. He is second on the team with 94 assists (3.8 apg).
- Over the past six games, Atkins has compiled 25 assists and just three turnovers in 131 minutes of play.
- The rookie has dished out five-plus assists in a game nine times this season, including a career-high tying seven assists on Saturday at USF.
- Atkins has led the Irish in assists eight times this season.
- He scored a career-high - and team-best - 15 points versus Marquette on Jan. 10.

PERFORMING IN THE POST

- Notre Dame is 12-0 this season when senior forward **Tyrone Nash** scores at least 10 points.
- Nash has led the Irish in assists six times this season. He has registered five or more assists in a game four times this season, including a career-high seven versus Chicago State (Nov. 17).
- Nash's 62 assists (2.6 apg) rank third among all Notre Dame players. He is third in rebound average (5.8) and boasts a team-high 58 offensive rebounds.
- Nash has produced three double-doubles this season.

SUCCESS IN THE SUNSHINE STATE

- Notre Dame's 78-55 win at USF on Saturday moved its record to 4-0 this season in the state of Florida. The Irish won the Old Spice Classic (Orlando) in November with wins over Georgia (89-83 in ot), California (57-44) and Wisconsin (58-51) en route to claiming the tournament title.

CRACKING THE CARDINALS

- Notre Dame out scored Louisville 15-5 in overtime, including a 14-0 run to open the extra session, in the 89-79 victory on Feb. 9.
- The Irish went 5-7 from the field in the overtime period, while the Cardinals were 2-8. Notre Dame also went 4-5 from the free throw line. Senior forward **Carleton Scott** scored nine of his 16 points in the extra stanza.
- Notre Dame and Louisville have gone to overtime five times in the last nine encounters between the two schools. The Irish are 1-4 in those overtime contests versus the Cardinals.

COMING BACK

- The Irish have had to use comebacks in recent wins over Pittsburgh (Jan. 24), Marquette (Jan. 22) and Louisville (Feb. 9). The Fighting Irish were down by nine



Notre Dame's Record in 2010-11 when ...

Played at the Purcell Pavilion.....	15-0
Played on the road.....	3-3
Played at a neutral site.....	3-1
BIG EAST Conference record (all games)	10-3
Non-conference record	11-1
Leading at halftime.....	17-0
Trailing at halftime.....	4-3
Tied at halftime.....	0-1
Playing an overtime game.....	2-0
Shoots .500 or better	8-0
Shoots .500 or less.....	13-4
Opponents shoots .500 or less.....	20-3
Shoots better than opponent	17-0
Shoots worse than opponent.....	4-4
Shoots same as opponent	0-0
Makes more free throws than opponent.....	18-0
Makes less free throws than opponent	2-4
Same number of free throws	1-0
Outrebounded opponents	17-0
Outrebounded by opponent	3-4
Same number of rebounds.....	1-0
Has more turnovers than opponent.....	8-4
Has fewer turnovers than opponent	11-0
Has same number of turnovers	2-0
Bench outscored opponent's bench.....	5-1
Outscored by opponent's bench	15-3
Bench points are the same.....	1-0
Plays a ranked opponent.....	5-2
Makes 10 or more three-pointers	5-0
No Notre Dame player fouls out.....	18-3
One Notre Dame player fouls out.....	3-1
Two or more Notre Dame players foul out.....	0-0
Wears White Uniforms	11-0
Wears Blue Uniforms	4-4
Wears Gold Uniforms.....	6-0
Wears Black Uniforms	0-0
Plays in an In-Season Tournament.....	3-0
Plays on Television	15-4
Plays in November	8-0
Plays in December	4-1
Plays in January	5-3
Plays in February	4-0
Plays in March.....	0-0
Plays in Day Games.....	4-2
Plays in Night Games	17-2
Plays on Sundays.....	4-1
Plays on Mondays.....	2-1
Plays on Tuesdays	2-0
Plays on Wednesdays	5-1
Plays on Thursdays.....	2-0
Plays on Fridays.....	2-0
Plays on Saturdays	4-1
Final Margin is 5 points or less	4-0
Final Margin is 6-10 points.....	6-0
Final Margin is 11-20 points.....	3-4
Final Margin is 20-plus points.....	8-0
Has a player score 20-plus points	15-1
Has a player score 30-plus points	0-0
Scores 59 points or less	3-4
Scores 60-69 points	2-0
Scores 70-79 points	5-0
Scores 80-89 points.....	7-0
Scores 90-plus points.....	4-0

points (45-36) at halftime to Marquette and came back to win 80-75. Against Pittsburgh, the Irish trailed by five points (28-23) at the intermission and prevailed 56-51. Notre Dame overcame a four-point (44-40) halftime deficit to defeat Louisville 89-79 in overtime.

- Notre Dame is 4-3 this season when trailing at halftime. The Fighting Irish rebounded from a 12-point halftime deficit (37-25) to defeat Georgia in double-overtime, 89-83, at the Old Spice Classic (Nov. 25).
- Arguably Notre Dame's top comeback of the season occurred during the title game of the Old Spice Classic. Notre Dame trailed Wisconsin 43-32 with 9:21 left in regulation, yet the Fighting Irish finished the game on a 26-8 run to claim the 58-51 victory. Included in that stretch was a 15-0 run for the Irish.

FIRST HALF FLURRY

- Notre Dame opponents are averaging just 28.9 points in the first half of play this season, while the Irish are averaging 37.1 points during the first stanza.
- Notre Dame held USF to just 17 first-half points on Saturday. That marked the fourth time this season Notre Dame has held an opponent to under 20 points in the first half. The other times were against California (5 points), Wisconsin (19) and Cincinnati (19).
- The Fighting Irish have scored 40-plus points in the first half of play 11 times this season (three times in BIG EAST play).
- Notre Dame is 17-0 this season when leading at the intermission.
- In the first half of their four losses, the Irish have been outscored by just 13 points combined (133-120). Notre Dame has been outscored by 53 points (160-107) in the second half of its four setbacks.

CLAMPING DOWN

- Notre Dame has held 12 of its opponents to 40% or below shooting from the field. The Irish held California under 30% on Nov. 26.
- The Fighting Irish held USF to just 30.4% (21-69) shooting from the floor on Saturday. That is the lowest shooting percentage for an Irish opponent in a BIG EAST game this season.

ICING THE GAME

- Clutch free throw shooting has been key in three recent Notre Dame victories.
- Rutgers (Feb. 6) trimmed the Irish lead to three (70-67) with 59 seconds left to play, yet **Ben Hansbrough** went 6-for-6 from the charity stripe down the stretch to help the Irish produce the 76-69 victory. Hansbrough is 46-53 (.868) from the free throw line in the final five minutes of regulation and overtime this season (see box on page 9).
- After Marquette trimmed Notre Dame's lead to four (69-65) with 3:21 left in the game on Jan. 22, the Irish went 9-10 from the charity stripe en route to the 80-75 victory. **Tyrone Nash** went 4-4 during that stretch, while Hansbrough was 2-2 and **Scott Martin** connected on three of his four attempts.
- Versus Cincinnati (Jan. 19), the Irish led by five (57-52) with 1:18 remaining. Notre Dame went 9-10 from the free throw line down the stretch to secure the 66-58 victory. Hansbrough went 5-6, while **Tim Abromaitis** and **Eric Atkins** both were 2-2.

LIVING LARGE AT THE LINE

- The Fighting Irish have 99 more made free throws than their opponents have attempts from the charity stripe. The Fighting Irish are 466-637 (.732) from the free throw line this season, which ranks third among all BIG EAST teams. Irish opponents are 261-367 (.711) from the line.
- The Irish are 18-0 this season when making more free throws than their opponent.
- The Irish have made 20 or more free throws 12 times this season. Notre Dame made a season-high 30 free throws, on 43 attempts, versus Georgia, a double-overtime Irish victory.
- Against Maine, Notre Dame shot a season-best 92.6% from the free throw line (25-27). The Fighting Irish also shot above 90% from the charity stripe against Stony Brook as they connected on 11 of 12 shots (91.7%).

HITTING THE GLASS

- The Fighting Irish are 17-0 this season when out-rebounding their opponent.
- Notre Dame boasts a +5.0 overall rebound margin this season, which ranks third in the BIG EAST. The Irish have a +7.3 margin in their 21 wins, while they are -7.2 in their four losses. The Fighting Irish have held the advantage on the glass in 17 of their 21 wins. Notre Dame has been out-rebounded in all four of its losses.
- Senior forward **Carleton Scott** is averaging a team-high 6.9 rebounds per game. **Tyrone Nash** leads the team with 58 offensive rebounds.



Spreading the Wealth

Six Double-Digit Scorers

Maine - W, 97-72 (Nov. 22)

Abromaitis (26), Martin (15), Nash (13), Cooley (13), Scott (11), Hansbrough (11)

USF - W, 78-55 (Feb. 12)*

Cooley (18), Scott (13), Abromaitis (12), Hansbrough (12), Martin (10), Nash (10)

* - indicates first time Notre Dame ever has had six double-figure scorers in a BIG EAST game

Five Double-Digit Scorers

Chicago State - W, 102-62 (Nov. 17)

Hansbrough (22), Abromaitis (21), Scott (17), Atkins (12), Nash (11)

Indiana State - W, 81-72 (Nov. 30)

Hansbrough (24), Nash (16), Martin (15), Abromaitis (13), Scott (11)

Cincinnati - W, 66-58 (Jan. 19)

Nash (13), Hansbrough (13), Abromaitis (12), Atkins (11), Martin (11)

Marquette - W, 80-75 (Jan. 22)

Hansbrough (28), Nash (13), Atkins (12), Scott (11), Martin (10)

Taking Care Of The Basketball

Under Irish head coach Mike Brey, Notre Dame always has been a team that has had a high number of assists and very few turnovers. Here's a look at the Irish under Brey:

	<u>FGs</u>	<u>Assts</u>	<u>TOs</u>	<u>Asst/Bskt</u>	<u>Asst/TO</u>
2000-01	814	527	434	.647	1.21
2001-02	934	629	435	.673	1.45
2002-03	917	558	446	.609	1.25
2003-04	766	434	329	.567	1.32
2004-05	671	415	341	.618	1.22
2005-06	772	468	364	.606	1.29
2006-07	869	552	414	.635	1.33
2007-08	914	608	429	.665	1.42
2008-09	988	601	343	.608	1.75
2009-10	918	585	362	.637	1.62
2010-11	619	419	272	.677	1.54

Irish On The Road Under Brey

	<u>Away</u>	<u>Neutral</u>	<u>Overall</u>
2010-11	3-3	3-1	6-4
2009-10	3-6	3-3	6-9
2008-09	3-8	3-4	6-12
2007-08	5-4	3-4	8-8
2006-07	3-5	3-3	6-8
2005-06	4-7	0-2	4-9
2004-05	4-6	0-1	4-7
2003-04	6-5	2-1	8-6
2002-03	4-5	6-3	10-8
2001-02	8-4	5-3	13-7
2000-01	6-4	2-2	8-6
Totals	49-57	30-27	79-84
	(.462)	(.526)	(.485)

DRAINING FROM DEEP

- The Fighting Irish are 187-492 (.380) from three-point range this season. That mark ranks second among all BIG EAST teams. Notre Dame has hit 10 or more three pointers in a game five times this season, all wins.
- The Irish are 168-417 (.403) from three-point range in their 21 wins and they are 19-75 (.253) in the four losses.
- Notre Dame's season-high mark for made three-pointers was 12 versus both Chicago State (Nov. 17) and Maine (Nov. 22).
- **Ben Hansbrough** is shooting at a team-best 41.4% clip (58-140) from beyond the arc this season.

399 AND COUNTING

- Heading into the West Virginia contest, Notre Dame has made at least one three-pointer in 399 straight contests dating back to the 1998-99 campaign. The Fighting Irish have made at least one three pointer during every game of the Mike Brey era. The last time an Irish team failed to hit a three-pointer in a game was in a 101-70 loss to Connecticut at the Hartford Civic Center on Jan. 12, 1999. Notre Dame finished 0-7 from beyond the arc in that contest. In 2008-09, the Irish set a single-season three-point record with 319.

IRISH FUN FACT UNDER BREY

- Notre Dame teams under **Mike Brey** have always ranked among the best teams in the nation and BIG EAST in assists and three-point shooting. In 11 seasons with Brey on the sidelines, Notre Dame is 71-9 when Irish teams have 20 or more assists and are 71-28 when making 10 or more three-pointers.

A NEW ADDITION TO THE SWANAGAN FAMILY

- Current Notre Dame coordinator of men's basketball operations, **Harold Swanagan**, who played for the Irish from 1998-2002, and his wife Andrea (also a 2002 Notre Dame graduate), welcomed their first child, a daughter, on Super Sunday (Feb. 6). Elena Marie Swanagan was born at 10:30 p.m. and weighed seven pounds and 11 ounces. Swanagan was not present on the bench earlier that day when Notre Dame defeated Rutgers 76-69 at home.

VETERAN PRESENCE

- Seniors **Tim Abromaitis** (F), **Ben Hansbrough** (G), **Scott Martin** (G), **Tyrone Nash** (F) and **Carleton Scott** (F) have combined for 119 of a possible 125 starts this season. Notre Dame is 17-2 when that quintet starts. Nash, Abromaitis and Hansbrough have started all 25 games this season, while Martin has 24 starts. Scott started the first 14 contests of the season before suffering a hamstring injury versus Syracuse (Jan. 1). He returned to the starting lineup on Jan. 22 versus Marquette. Scott has 20 starts this season. Notre Dame's game-by-game starters are listed on page 12 of this notes packet.

IRONMEN

- **Tim Abromaitis**, **Ben Hansbrough** and **Tyrone Nash** all have played in the past 60 contests. Nash and Hansbrough both have started all 60 of those contests. Overall, Nash has played in a team-best 74 straight contests. The last game he did not play in was at Cincinnati on Feb. 4, 2009.

HOME COURT ADVANTAGE

- The Fighting Irish are 15-0 at Purcell Pavilion at the Joyce Center this season. The Irish have won 17 straight games at home. Notre Dame has won 84 of its last 90 (.933) home games and is 38-5 (.884) in its last 43 BIG EAST home contests.
- Notre Dame is averaging 82.9 points per game in its 15 home games this season, while the Irish average 64.3 points in their six true road games, all BIG EAST contests. Notre Dame is averaging 75.6 points per game in its seven BIG EAST home games.

PITT-STOPPED

- Notre Dame's win over then second-ranked Pittsburgh on Jan. 24, produced several noteworthy items as the Irish recorded their third win over a top-10 foe this season:
- The win was the highest-ranked opponent a Notre Dame team under **Mike Brey** had beaten on the road in a true road game.
- The victory was the first in a true road game over a top-five team for a Notre Dame team since a 75-70 win over No. 2 Connecticut on Jan. 2, 2000.
- The win matched the highest-ranked opponent an Irish squad had beaten during the Brey era. On Dec. 8, 2002, Notre Dame defeated No. 2 Texas in the championship game of the BB&T Classic in Washington, D.C., 98-92.



2010-11 BIG EAST Preseason Coaches' Poll

	Pts.
1. Pittsburgh (12)	222
2. Villanova (1)	208
3. Syracuse (2)	187
4. Georgetown	173
5. West Virginia	164
6. St. John's (1)	145
7. NOTRE DAME	123
8. Louisville	121
Marquette	121
10. Connecticut	113
11. Seton Hall	104
12. Cincinnati	91
13. USF	54
14. Providence	36
15. Rutgers	32
16. DePaul	26

*First-place votes in parentheses

BIG EAST Preseason Player of the Year

Austin Freeman, Georgetown, Sr., G

BIG EAST Preseason Rookie of the Year

Fab Melo, Syracuse

Preseason All-BIG EAST First Team

Austin Freeman, Georgetown, Sr., G
 Kemba Walker, Connecticut, Jr., G
 Ashton Gibbs, Pittsburgh, Jr., G
 Jeremy Hazell, Seton Hall, Sr., G
 Corey Fisher, Villanova, Sr., G
 Kevin Jones, West Virginia, Jr., F

Preseason All-BIG EAST Second Team

Chris Wright, Georgetown, Sr., G
 Jimmy Butler, Marquette, Sr., F
Tim Abromaitis, Notre Dame, Sr., F
 D.J. Kennedy, St. John's, Sr., G/F
 Kris Joseph, Syracuse, Jr., F

Preseason All-BIG EAST Honorable Mention

Yancy Gates, Cincinnati, Sr., F
 Darius Johnson-Odom, Marquette, Jr., G
 Rick Jackson, Syracuse, Sr., F

Free-Throw Shooting in Final Five Minutes and Overtime:

Tim Abromaitis	13-17 (.765)
Eric Atkins	15-21 (.714)
Mike Broghammer	0-0 (.000)
Joey Brooks	4-8 (.500)
Jack Cooley	1-4 (.250)
Alex Dragicevich	4-4 (1.000)
Jerian Grant	0-0 (.000)
Ben Hansbrough	46-53 (.868)
Tom Knight	1-1 (1.000)
Tom Kopko	0-0 (.000)
Scott Martin	16-28 (.571)
Tyrone Nash	19-28 (.678)
Carleton Scott	11-13 (.846)
Total	130-177 (.734)
Opponents	79-103 (.767)

- Notre Dame had been winless (0-5) at the Petersen Events Center prior to victory and it marked just the 12th loss ever for a Pittsburgh team in 157 games at the PEC. The victory also snapped the Panthers' 20-game home win streak as Pittsburgh suffered just its 11th loss ever at the PEC in BIG EAST play.
- It was the first win for an Irish team at Pittsburgh since a 56-53 victory on Jan. 12, 2002. It was Notre Dame's third straight victory over the Panthers, its longest win streak since the Irish joined the BIG EAST Conference in 1995-96.
- The Irish held the Panthers to their lowest scoring output of the season (51 points) in their first BIG EAST loss of the 2010-11 campaign.
- **Ben Hansbrough** outscored the Pittsburgh 13-12 in the final 9:22 of the contest as he netted 15 of his game-high 19 points in the second half.

ECLIPSING 80

- Notre Dame has scored 80-plus points in a game 11 times this season (three times in BIG EAST play). The Irish have eclipsed 80 points at home nine times this season.

LOOKING AT THE NUMBERS

- Notre Dame has scored less than 60 points in its four losses this season. The Irish are 3-4 this season when scoring fewer than 60 points. The Irish are averaging 56.8 points per game in the four setbacks and 79.2 points in their 21 victories.
- The Irish are surrendering 62.9 points per game in their wins and they are allowing 73.2 points per game in their losses.

WINNING WAYS

- Notre Dame is 27-6 (.818) in its last 33 games dating back to last season. Following a double-overtime loss to Louisville (91-89) in Freedom Hall on Feb. 17, 2010, the Irish won their final four regular-season games in 2009-10 (Pittsburgh, Georgetown, Connecticut and Marquette) and won two games in the BIG EAST Tournament (Seton Hall and Pittsburgh) before losing to West Virginia in the conference championship semifinals and to Old Dominion in the first round of the 2010 NCAA Tournament.

BREY REACHES BIG EAST MILESTONE

- Notre Dame head coach **Mike Brey** notched his 100th BIG EAST regular-season victory with the 73-70 win over Connecticut on Jan. 4. Brey is the sixth coach in BIG EAST Conference history with 100 regular-season league wins. Brey's Irish teams are 108-71 (.603) all-time in regular-season BIG EAST play.

ELDER STATESMAN

- **Mike Brey** is in his 11th season along the Irish sidelines. He is the third-longest tenured coach in the BIG EAST, behind only Jim Boeheim of Syracuse and Jim Calhoun of Connecticut. Brey stands sixth all-time in career BIG EAST victories (both regular-season and tournament) with his 114-81 (.585) mark. He is one of eight coaches in BIG EAST history to record 100 conference wins.

BIG EAST All-Time Winningest Coaches By Victories

(Includes conference regular-season and championship games)

1. Jim Boeheim, Syracuse	379-210 (.643)
2. Jim Calhoun, Connecticut	297-168 (.639)
3. John Thompson, Georgetown	232-123 (.654)
4. Lou Carnesecca, St. John's	139-80 (.635)
5. Rollie Massimino, Villanova	123-92 (.572)
6. Mike Brey, Notre Dame	114-81 (.585)
7. Jay Wright, Villanova	106-74 (.589)
Jamie Dixon, Pittsburgh	106-42 (.716)

PASSING THE TEST

- Notre Dame has recorded a perfect score of 100 percent in each of the last three Graduation Success Rate (GSR) figures released in 2008, 2009 and 2010 and is one of just 12 schools to earn a perfect 100 percent score in each of the last three years. The 11 other schools include Binghamton, Charleston Southern, Coastal Carolina, Colgate, Holy Cross, Davidson, Loyola of Maryland, North Carolina-Wilmington, Utah State, Wake Forest and Western Kentucky.
- In the recent set of GSR scores released in the fall, Notre Dame had the highest percentage of sports with 100 percent scores (for the fifth time in six years) among the 120 Football Bowl Subdivision institutions, with a .863 figure (19 of 22).

STARTING STRONG

- This season and the 2006-07 campaign are the only two seasons during Notre Dame's BIG EAST era that the Irish suffered just one regular-season non-conference loss.



2010-11 Mike Brey Radio Show

The Mike Brey Radio Show is broadcast live from Legends on the campus of the University of Notre Dame. on Thursday nights at 7:00 pm during the basketball season. Irish fans can join head coach Mike Brey as well as Irish players for an in-depth look inside Notre Dame basketball. Notre Dame Men's Basketball Network play-by-play announcer Jack Nolan hosts the show which can be heard locally on NewsTalk 960 WSBT- AM and worldwide on www.und.com. The show will re-air on Friday nights on College Sports Nation on Sirius Radio (122) and XM (143).

Schedule

Show #1	Thursday, December 2
Show #2	Thursday, December 9
Show #3	Thursday, December 16
Show #4	Thursday, December 30
Show #5	Thursday, January 6
Show #6	Thursday, January 13
Show #7	Thursday, January 20
Show #8	Thursday, January 27
Show #9	Monday, February 7
Show #10	Thursday, February 17
Show #11	Thursday, February 24
Show #12	Thursday, March 3

2010-11 BIG EAST Teleconferences

(Contact the BIG EAST Conference for teleconference number information)

Jan. 6, Jan. 20, Feb. 3 and Feb. 17

11:00 a.m.	Buzz Williams, Marquette
11:08 a.m.	Bob Huggins, West Virginia
11:16 a.m.	Keno Davis, Providence
11:24 a.m.	Jim Calhoun, Connecticut
11:32 a.m.	Steve Lavin, St. John's
11:40 a.m.	Jamie Dixon, Pittsburgh
11:48 a.m.	Kevin Willard, Seton Hall
11:56 a.m.	John Thompson III, Georgetown

Jan. 13, Jan. 27, Feb. 10 and Feb. 24

11:00 a.m.	Jay Wright, Villanova
11:08 a.m.	Stan Heath, USF
11:16 a.m.	Mike Brey, Notre Dame
11:24 a.m.	Mike Rice, Rutgers
11:32 a.m.	Oliver Purnell, DePaul
11:40 a.m.	Mick Cronin, Cincinnati
11:48 a.m.	Jim Boeheim, Syracuse
11:56 a.m.	Rick Pitino, Louisville

2010-11 Notre Dame Basketball Radio Affiliates

Notre Dame Sports Properties originates the Notre Dame Radio Network which includes: WSBT AM 960 (South Bend, Ind.); WLS AM 890 (Chicago, Ill.); WXNT-AM 1430 in Indianapolis, Ind.; WNUY-FM 100.1 (Fort Wayne, Ind.); WRSW ESPN 1480 AM (Warsaw, Ind.); WEFM FM 95.9 (Michigan City, Ind.); WLUV-AM 1520 (Rockford, Ill.); WVIL-FM 101.3 (Jacksonville/Peoria, Ill.); WJLS-AM 560 (Beckley, W.Va.); WKKX-AM 1600 (Wheeling, W.Va.); SIRIUS Satellite (159) and XM Radio (117); and worldwide on www.und.com.

• Notre Dame's loss to Kentucky on Dec. 8 was the latest calendar date the Irish had suffered their first setback of the season since the 1979-80 campaign. Notre Dame started that season 7-0 before suffering its first loss to Kentucky (86-80) on Dec. 29, 1979.

• Notre Dame's 8-0 start this season was the fifth in program history and the best ever for the Irish under head coach Mike Brey.

OLD SPICE CHAMPIONS

• Notre Dame won the Old Spice Classic in Orlando, Fla. (Nov. 25-28) by capturing wins over Georgia (89-83 in 2ot), California (57-44) and Wisconsin (58-51). It marked the first three-game in-season tournament victory for the Fighting Irish since winning the 2001 Hawaii-Pacific Thanksgiving Classic in Honolulu, Hawaii as the Irish defeated Hawaii-Pacific (98-58), Tennessee-Chattanooga (97-84) and Monmouth (85-48). Notre Dame also won the 2002 BB&T Classic in Washington, DC with wins over Maryland (79-67) and Texas (98-92).

• Notre Dame has played in an in-season tournament in each of the past five seasons and eight times during the Mike Brey era. Notre Dame is 18-6 all-time under Brey in in-season tournaments.

• In the Old Spice Classic, the Irish held California and Wisconsin to five and 19 points, respectively, in the first half of play.

• Notre Dame held California (16-61) and Wisconsin (20-57) to a combined 36-118 (.305) from the field during the final two games of the Old Spice Classic.

• Notre Dame out-rebounded Wisconsin 43-28 in the title game of the tournament.

• Notre Dame held a decisive free throw advantage in all three games of the tournament. The Irish made 20 more free throws than both Georgia (30-10) and California (26-6). Notre Dame made 16 more free throws (20-4) than Wisconsin in the title game.

• Senior forward **Tim Abromaitis** was named the MVP of the Old Spice Classic as he averaged 14.0 ppg. and 8.7 rpg. during the three-game run. Fellow senior forward **Carleton Scott** also was named to the all-tournament team. Scott was the only Irish player to reach double figures in points during every game of the event.

BIG EAST TEAMS FIND SUCCESS IN PRESEASON TOURNAMENTS

• Notre Dame won the Old Spice Classic and was one of six BIG EAST teams to come away with an in-season tournament title during the month of November.

Champions

Notre Dame – Old Spice Classic

Connecticut – EA Sports Maui Invitational

Pittsburgh – 2K Sports Classic

Syracuse – Legends Classic

Georgetown – Charleston Classic

St. John's – Great Alaska Shootout

Runner-Up

Villanova – Preseason NIT Tip-Off

West Virginia – Puerto Rico Tip-Off

HANSBROUGH HITS 1,000 CAREER POINTS

• Senior guard **Ben Hansbrough** posted 20 points in the season opener against Georgia Southern (Nov. 12). With his 12th point of the contest, Hansbrough reached the 1,000th point mark for his career that spans two playing seasons at Mississippi State (2006-08) and one at Notre Dame (2009-10).

POSTSEASON STRETCH

• Notre Dame has earned appearances in the postseason in each of the last 11 years, which marks the longest stretch in school history. The Irish have been to the NCAA Tournament on six occasions and the National Invitation Tournament (NIT) five times during this current stretch. Under head coach **Mike Brey**, Notre Dame has played in the NAAs six times and NIT four times.

BIG EAST FORMULA FOR SUCCESS

• Since his arrival at Notre Dame, head coach **Mike Brey** has led the Irish to a 108-71 (.603) record in BIG EAST regular-season games and a 6-10 mark in tournament play for an overall record of 114-81 (.584) against league foes. Brey's Irish teams have won 10 or more conference regular-season games in six of his 10 seasons. Prior to his arrival at Notre Dame, Irish teams had just a 35-53 (.398) regular-season record from 1995-2000.

BIG EAST TURNAROUND

• During head coach **Mike Brey's** tenure, Irish teams have only had two losing seasons in BIG EAST play — 6-10 in 2005-06 and 8-10 in 2008-09. Since the 2005-06 campaign when the Irish finished 6-10 after beginning the BIG EAST



Hitting The Century Mark

Notre Dame has scored at least 100 points 13 times during the Mike Brey era. Most recently, the Fighting Irish deposited 102 points on Nov. 17 versus Chicago State. Here are Notre Dame's 100-point outputs during Brey's tenure.

Date	Opponent	Result
11/18/00	Sacred Heart	W, 104-58
11/22/00	Loyola (Chicago)	W, 107-68
2/9/02	at Georgetown (4ot)	W, 116-111
12/14/02	DePaul	W, 102-71
1/25/03	at Boston College (ot)	W, 101-96
2/18/06	at Seton Hall	W, 102-91
12/28/06	Rider	W, 101-51
1/30/07	at Syracuse	W, 103-91
12/8/07	Northern Illinois	W, 108-62
12/2/08	South Dakota	W, 102-76
2/21/09	at Providence	W, 103-84
12/22/09	Bucknell	W, 101-69
11/17/10	Chicago State	W, 102-62

regular-season with a 1-8 record, Notre Dame has gone 58-32 (.644) over the last 90 regular-season contests. In addition to Notre Dame, only four other BIG EAST teams have had records of .500 or better eight or more times — Pittsburgh and Syracuse (nine times) and Notre Dame, Connecticut and Villanova (eight times).

LIGHTS, CAMERA, ACTION

• More than half of the 144 regular-season BIG EAST Conference men's basketball games will be seen on national television during the 2010-11 season, once again giving BIG EAST teams unprecedented exposure on the nation's leading television outlets. In total, 73 of the regular-season contests will be on national television — either on CBS Sports, ESPN, ESPN2 or ESPNU. This will mark the fourth straight season in which all 144 regular-season league games will be televised.

106 YEARS AND STRONG

• The 2010-11 campaign marks the 106th season of basketball at Notre Dame and the 16th season as a member of the BIG EAST Conference. Notre Dame teams have posted a 1695-924 record for a .647 winning percentage. In 15 seasons as a member of the BIG EAST, the Irish own a 143-124 (.536) record all-time in conference regular-season play.

THE CAPTAINS

• Seniors **Tim Abromaitis**, **Ben Hansbrough**, **Tyrone Nash** and **Carleton Scott** will serve as captains during the 2010-11 season. All four are captains for the first time in their careers.

BASKETBALL BLOODLINES

• This year's Notre Dame roster features several players with some strong basketball bloodlines:

• **Tim Abromaitis** - His father, Jim, played basketball at the University of Connecticut (1975-80) and was drafted by the New Jersey Nets. His brother, Jason, played basketball at Yale (2003-07).

• **Mike Broghammer** - His uncle, Christian Laettner, played professional basketball for 13 seasons and was a member of the 1992 gold medal Dream Team. He played for Duke University (1988-92) and led the Blue Devils to national championships in 1991 and 1992.

• **Joey Brooks** - His father, Lott J. Brooks, III, played college basketball at Eckerd College (1974-78).

• **Jerian Grant** - His father, Harvey, played basketball at the University of Oklahoma (1986-88), and was the 12th pick overall in the 1988 NBA Draft and played from 1988-99 in the NBA. His uncle, Horace Grant, played at Clemson, and was the 10th overall pick in the NBA Draft by the Chicago Bulls. He is the owner of four NBA championship rings. His older brother, Jerai, is a senior on the Clemson basketball team, while a younger brother, Jerami is a junior on the DeMatha basketball team.

• **Ben Hansbrough** - His brother, Tyler, played basketball at the University of North Carolina (2005-09). A three-time All-American, he was the 2008 National Player of the Year and led the Tar Heels to the 2009 national championship. Currently, he is in his second season with the Indiana Pacers, and was the 13th pick overall in the 2009 NBA Draft.

• **Tom Knight** - His father, Karl, played basketball at Bowdoin (1976-80).

DEMATHA CONNECTION

• **Jerian Grant** is the first Irish basketball player from DeMatha High School to attend Notre Dame during the Mike Brey era. Brey played and coached at DeMatha and also is the alma mater of assistant coach Rod Balanis. Former Irish players who also played at DeMatha include Bob Whitmore (1967-69), Sid Catlett (1969-71) and Adrian Dantley (1974-76).

IRISH INK ONE FOR 2011

• **Pat Connaughton**, a 6-5, 195-pound swingman from Arlington, Mass., was the lone early-November 2011 signee for head coach Mike Brey. He is ranked 73rd nationally by Scout.com and 100th by ESPNU.

• A four-year starter at St. John's Prep in Danvers, Mass., Connaughton averaged 24.0 points and 17.9 rebounds in 2009-10 as he led St. John's to one of the best seasons in program history as the squad finished with a 21-3 mark. In addition, his squad won the Catholic Conference championship. His team was ranked seventh in the final Massachusetts state poll after making the school's first appearance since 1974 in the Division 1 state finals.

BREY SERVING AS CHAIRMAN OF THE NCAA MEN'S BASKETBALL RULES COMMITTEE

• **Mike Brey** was elected chair of the 2010-11 NCAA Men's Basketball Rules Committee in May 2010 and is serving his fourth year on the rules committee.



GAME-BY-GAME STARTING LINEUPS

Date	Opponent (Result)	Starting Lineup	No. of Times	Record With Lineup
11/12	Georgia Southern (W, 98-61)	Abromaitis-Hansbrough-Martin-Nash-Scott ^	1	1-0
11/14	Liberty (W, 72-51)	Abromaitis-Hansbrough-Martin-Nash-Scott	2	2-0
11/17	Chicago State (W, 102-62)	Abromaitis-Atkins-Hansbrough-Nash-Scott ^	1	1-0
11/22	Maine (W, 97-72)	Abromaitis-Hansbrough-Martin-Nash-Scott	3	3-0
11/25	Georgia (W, 89-83 2ot)	Abromaitis-Hansbrough-Martin-Nash-Scott	4	4-0
11/26	California (W, 57-44)	Abromaitis-Hansbrough-Martin-Nash-Scott	5	5-0
11/28	Wisconsin (W, 58-51)	Abromaitis-Hansbrough-Martin-Nash-Scott	6	6-0
11/30	Indiana State (W, 81-72)	Abromaitis-Hansbrough-Martin-Nash-Scott	7	7-0
12/8	Kentucky (L, 58-72)	Abromaitis-Hansbrough-Martin-Nash-Scott	8	7-1
12/11	Gonzaga (W, 83-79)	Abromaitis-Hansbrough-Martin-Nash-Scott	9	8-1
12/19	Stony Brook (W, 88-62)	Abromaitis-Hansbrough-Martin-Nash-Scott	10	9-1
12/22	UMBC (W, 93-53)	Abromaitis-Hansbrough-Martin-Nash-Scott	11	10-1
12/29	Georgetown (W, 69-55)	Abromaitis-Hansbrough-Martin-Nash-Scott	12	11-1
1/1	Syracuse (L, 58-70)	Abromaitis-Hansbrough-Martin-Nash-Scott	13	11-2
1/4	Connecticut (W, 73-70)	Abromaitis-Atkins-Hansbrough-Martin-Nash ^	1	1-0
1/8	St. John's (W, 76-61)	Abromaitis-Atkins-Hansbrough-Martin-Nash	2	2-0
1/10	Marquette (L, 57-79)	Abromaitis-Atkins-Hansbrough-Martin-Nash	3	2-1
1/16	St. John's (L, 54-72)	Abromaitis-Atkins-Hansbrough-Martin-Nash	4	2-2
1/19	Cincinnati (W, 66-58)	Abromaitis-Atkins-Hansbrough-Martin-Nash	5	3-2
1/22	Marquette (W, 80-75)	Abromaitis-Hansbrough-Martin-Nash-Scott	14	12-2
1/24	Pittsburgh (W, 56-51)	Abromaitis-Hansbrough-Martin-Nash-Scott	15	13-2
2/3	DePaul (W, 83-58)	Abromaitis-Hansbrough-Martin-Nash-Scott	16	14-2
2/6	Rutgers (W, 76-69)	Abromaitis-Hansbrough-Martin-Nash-Scott	17	15-2
2/9	Louisville (W, 89-79 ot)	Abromaitis-Hansbrough-Martin-Nash-Scott	18	16-2
2/12	USF (W, 78-55)	Abromaitis-Hansbrough-Martin-Nash-Scott	19	17-2

^ - Indicates first time that lineup was used



Head Coach Mike Brey

2007 & 2008 BIG EAST Coach of the Year
Third Longest Tenured Coach in BIG EAST
Record at Notre Dame: 232-117 (.665)
Overall Record: 331-169 (.662)

- 24-year veteran of the college ranks...
 - University of Notre Dame (head coach)
2000-10 (11th season)
 - University of Delaware (head coach)
1995-2000 (five seasons)
 - Duke University (assistant coach)
1987-95 (nine seasons)

	Overall	BIG EAST (regular season)
2000-01	20-10	11-5 (1st place-West Division)
2001-02	22-11	10-6 (2nd place-West Division)
2002-03	24-10	10-6 (3rd place-West Division)
2003-04	19-13	9-7 (7th place)
2004-05	17-12	9-7 (6th place)
2005-06	16-14	6-10 (t11th place)
2006-07	24-8	11-5 (4th place)
2007-08	25-8	14-4 (t2nd place)
2008-09	21-15	8-10 (t9th place)
2009-10	23-12	10-8 (t7th place)
2010-11	21-4	10-3
	232-117 (.665)	108-71 (.603)

- Has guided eight of his 15 teams to NCAA tournament play; has led a team to postseason play 13 times (five NIT appearances)
- Has mentored two BIG EAST Player of the Year honorees — Troy Murphy (2001) and Luke Harangody (2008) — and nine first-team all-BIG EAST honorees
- Spent eight years as an assistant coach under Mike Krzyzewski at Duke and during that time the Blue Devils advanced to the Final Four six times and won national championships in both 1991 and '92
- Played at DeMatha High School under legendary coach Morgan Wootten and graduated from there in 1977. Also served as an assistant coach for Wootten from 1982-87
- Received DeMatha High School's Distinguished Alumnus Award in October 2003
- Awarded an honorary monogram by the Notre Dame Monogram Club in December of 2006 and inducted in University of Delaware Athletic Hall of Fame in November of 2007
- Recipient of 2003 Coaches vs. Cancer Champion Award in recognition of his fund-raising efforts for the Coaches vs. Cancer Program and a member of the CVC National Council
- Along with wife Tish received the Distinguished Service Award and the 2007 March of Dimes Franklin D. Roosevelt Award. The couple has raised nearly \$2 million for the South Bend/Michiana area



Mike Brey vs. Ranked Opponents:

Overall: 35-64

at Notre Dame: 35-58

(2010-11: 5-2; 2009-10: 4-4; 2008-09: 3-9; 2007-08: 2-6;
2006-07: 4-2; 2005-06: 1-7; 2004-05: 2-5; 2003-04: 2-8;
2002-03: 5-6; 2001-02: 3-6; 2000-01: 4-3)
at Delaware: 0-6

Mike Brey in Overtime Games at Notre Dame:

Overall: 7-7

at Georgetown (2/9/02)W, 116-111 (4 OT)
at Boston College (1/25/03) W, 101-96
vs. Georgetown (2/1/03) W, 93-92 (2OT)
at Pittsburgh (1/4/06) L, 97-100 (2OT)
vs. Georgetown (1/24/06) L, 82-85 (2OT)
at Louisville (2/4/06) L, 86-89
at Connecticut (2/21/06) L, 74-75
at Michigan (3/20/06) L, 84-87 (2OT)
vs. Providence (1/31/08)W, 81-74
at Louisville (1/12/09) L, 73-87
at Louisville (2/17/10) L, 89-91 (2OT)
at Marquette (3/6/10) W, 63-60
vs. Georgia (11/25/10)..... W, 89-83 (2OT)
vs. Louisville (2/9/11)..... W, 89-79

Irish Record Under Brey In Games Decided By ...

1 point	11-11
2 points	6-11
3 points	15-16
4 points	4-6
5 points	7-7
6 points	11-5
7 points	17-7
8 points	6-10
9 points	7-4
10 points	13-6
11-15 points	46-22
16-20 points	27-9
21-30 points	27-3
31-40 points	25-0
41-50 points	10-0
50+points	0-0
Total	232-117



BIG EAST Coaching Percentage

Regular Season and BIG EAST Tournament

	W-L	Pct.	Yrs.	Tour.	Pct.
1. Jamie Dixon, Pittsburgh	106-42	.716	8	11-6	.647
2. John Thompson, Georgetown	231-123	.653	20	33-13	.717
3. Jim Boeheim, Syracuse	379-210	.643	32	45-26	.634
4. Jim Calhoun, Connecticut	297-168	.639	25	28-18	.609
5. Lou Carnesecca, St. John's	139-80	.635	13	12-11	.522
6. Bob Huggins, West Virginia	48-28	.632	4	7-2	.778
7. John Thompson III, Georgetown	83-49	.629	7	11-5	.688
8. Rick Pitino, Providence/Louisville	89-53	.627	8	5-6	.455
9. Mike Jarvis, St. John's	57-36	.613	5	7-4	.636
10. Tom Crean, Marquette	34-22	.607	3	3-3	.500
11. Ben Howland, Pittsburgh	43-29	.597	4	8-3	.727
12. Buzz Williams, Marquette	32-22	.593	3	3-2	.600
13. Jay Wright, Villanova	106-74	.589	10	8-9	.471
14. Mike Brey, Notre Dame	114-81	.585	11	6-10	.375
15. Rollie Massimino, Villanova	123-92	.572	12	13-12	.520

BIG EAST Coaching Wins

Regular Season and BIG EAST Tournament

	W-L	Pct.	Yrs.	Tour.	Pct.
1. Jim Boeheim, Syracuse	379-210	.643	32	45-26	.634
2. Jim Calhoun, Connecticut	297-168	.639	25	28-18	.609
3. John Thompson, Georgetown	231-123	.653	20	33-13	.717
4. Lou Carnesecca, St. John's	139-80	.635	13	12-11	.522
5. Rollie Massimino, Villanova	123-92	.572	12	13-12	.520
6. Mike Brey, Notre Dame	114-81	.585	11	6-10	.375
7. Jay Wright, Villanova	106-74	.589	10	8-9	.471
Jamie Dixon, Pittsburgh	106-42	.716	8	11-6	.647
9. Steve Lappas, Villanova	97-79	.551	9	10-8	.556
10. P.J. Carlesimo, Seton Hall	90-130	.409	9	13-10	.565

Bold indicates active BIG EAST head coach



**Notre Dame Last Time Win/Loss Versus Ranked
Opponent in Associated Press Poll**

	Date	Opponent (Location)	Score				
Win vs. #1	2-1-87	North Carolina (H)	60-58	Win vs. #20	1-15-98	West Virginia (A)	74-72
Loss vs. #1	11-26-08	(8) North Carolina (LC)!	87-102	Loss vs. #20	1-12-09	(12) Louisville (A)	73-87
Win vs. #2	1-24-11	Pittsburgh (A)	56-51	Win vs. #21	1-9-07	(22) West Virginia (H)	61-58
Loss vs. #2	2-28-09	Connecticut (A)	65-72	Loss vs. #21	3-22-08	(15) Washington St. (PC)\$	41-61
Win vs. #3	3-3-90	Missouri (H)	98-67	Win vs. #22	12-7-05	Alabama (A)	78-71
Loss vs. #3	1-27-10	Villanova (A)	90-72	Loss vs. #22	3-16-07	Winthrop (SA)\$	64-74
Win vs. #4	12-7-06	Alabama (H)	99-85	Win vs. #23	12-3-06	Maryland (VC)@	81-74
Loss vs. #4	2-7-04	Pittsburgh (H)	58-66	Loss vs. #23	3-8-06	Georgetown (MSG)*	63-67
Win vs. #5	2-12-09	Louisville (H)	90-57	Win vs. #24	NA		
Loss vs. #5	1-1-11	(15) Syracuse (A)	58-70	Loss vs. #24	3-5-05	Pittsburgh (H)	77-85
Win vs. #6	11-25-08	(8) Texas (LC)!	81-80	Win vs. #25	1-19-11	Cincinnati (H)	66-58
Loss vs. #6	1-6-03	(5) Pittsburgh (A)	55-72	Loss vs. #25	3-13-08	Marquette (MSG)*	79-89
Win vs. #7	2-2-82	San Francisco (H)	75-66	<i>Event/Location Notes</i>			
Loss vs. #7	3-12-10	West Virginia (MSG)*	51-53	\$ - NCAA Tournament			
Win vs. #8	1-4-11	(14) Connecticut (H)	73-70	* - BIG EAST Tournament			
Loss vs. #8	1-17-09	(12) Syracuse (A)	74-93	! - Maui Invitational			
Win vs. #9	12-29-10	(15) Georgetown (H)	69-55	^ - SEC/BIG EAST Invitational			
Loss vs. #9	3-9-07	(20) Georgetown (MSG)*	82-84	@ - BB&T Classic			
Win vs. #10	2-21-01	(18) Boston College (H)	76-75	(H) - Home			
Loss vs. #10	1-2-10	Connecticut (A)	70-82	(A) - Away			
Win vs. #11	2-27-10	Georgetown (A)	78-64	(LC) - Lahaina Civic Center (Maui)			
Loss vs. #11	3-2-09	Villanova (H)	60-77	(MCI) - MCI Center (Washington, D.C.)			
Win vs. #12	2-24-10	Pittsburgh (H)	68-53	(MSG) - Madison Square Garden (New York, N.Y.)			
Loss vs. #12	3-4-03	Syracuse (A)	88-92	(KC) - Kansas City, Mo.			
Win vs. #13	12-2-02	Marquette (H)	92-71	(D) - Dayton, Ohio			
Loss vs. #13	2-28-08	(17) Louisville (A)	85-90	(BFC) - Big Four Classic (Indianapolis, Ind.)			
Win vs. #14	12-5-87	Louisville (BFC)	69-54	(FH) - Freedom Hall (Louisville, Ky.)			
Loss vs. #14	3-18-01	(19) Mississippi (KC)\$	56-59	(PC) - Pepsi Center (Denver, Colo.)			
Win vs. #15	1-21-98	Syracuse (H)	83-63	(SA) - Spokane Arena (Spokane, Wash.)			
Loss vs. #15	2-7-09	UCLA (A)	63-89	(VC) - Verizon Center (Washington, D.C.)			
Win vs. #16	2-9-11	Louisville (H) (ot)	89-79	<i>Note - Number before opponent indicates Notre Dame's AP ranking at the time of the game</i>			
Loss vs. #16	1-18-03	(10) Kentucky (A)	73-88	<i>Bold italics</i> indicates result from this season			
Win vs. #17	3-7-70	(15) Ohio U. (D)\$	112-82				
Loss vs. #17	12-8-10	(23) Kentucky (FH)^	58-72				
Win vs. #18	1-26-08	Villanova (A)	90-80				
Loss vs. #18	2-12-05	Pittsburgh (A)	66-68				
Win vs. #19	1-30-05	Connecticut (H)	78-74				
Loss vs. #19	3-8-02	Connecticut (MSG)*	77-82				

Event/Location Notes

\$ - NCAA Tournament

* - BIG EAST Tournament

! - Maui Invitational

^ - SEC/BIG EAST Invitational

@ - BB&T Classic

(H) - Home

(A) - Away

(LC) - Lahaina Civic Center (Maui)

(MCI) - MCI Center (Washington, D.C.)

(MSG) - Madison Square Garden (New York, N.Y.)

(KC) - Kansas City, Mo.

(D) - Dayton, Ohio

(BFC) - Big Four Classic (Indianapolis, Ind.)

(FH) - Freedom Hall (Louisville, Ky.)

(PC) - Pepsi Center (Denver, Colo.)

(SA) - Spokane Arena (Spokane, Wash.)

(VC) - Verizon Center (Washington, D.C.)

Note - Number before opponent indicates Notre Dame's AP ranking at the time of the game

Bold italics indicates result from this season



NOTRE DAME RECORD BOOK WATCH LIST

CAREER

Three-Point Field Goals Made

1.	Colin Falls	2003-07	331
2.	Chris Thomas	2001-05	302
3.	Matt Carroll	1999-03	301
4.	Kyle McAlarney	2005-09	298
5.	David Graves	1998-02	259
6.	Ryan Hoover	1992-96	248
7.	Chris Quinn	2002-05	239
8.	Ryan Ayers	2005-09	170
9.	Martin Ingelsby	1997-01	167
10.	Russell Carter	2003-07	139
11.	Tim Abromaitis	2007-11	130
12.	Ben Hansbrough	2009-11	125
13.	Luke Zeller	2005-09	107
14.	Tory Jackson	2006-10	103
15.	Pat Garrity	1994-98	100
16.	Antoni Wyche	1995-99	93
17.	Elmer Bennett	1988-92	91
18.	Jordan Cornette	2001-05	74
19.	Joe Fredrick	1986-90	73
20.	Rob Kurz	2004-08	72

Three-Point Field Goals Attempted

1.	Chris Thomas	2001-05	833
2.	Colin Falls	2003-07	826
3.	Matt Carroll	2002-03	762
4.	Kyle McAlarney	2005-09	687
5.	Ryan Hoover	1992-96	680
6.	David Graves	1998-02	630
7.	Chris Quinn	2002-06	573
8.	Ryan Ayers	2005-09	401
9.	Martin Ingelsby	1997-01	394
10.	Russell Carter	2003-07	342
11.	Antoni Wyche	1995-99	333
12.	Tory Jackson	2006-10	320
13.	Tim Abromaitis	2007-11	320
14.	Ben Hansbrough	2009-11	302
15.	Luke Zeller	2005-09	297
16.	Pat Garrity	1994-98	279
17.	Elmer Bennett	1988-92	259
18.	Jordan Cornette	2001-05	245
19.	Troy Murphy	1998-01	191
20.	Pete Miller	1993-97	190

Three-Point Field Goal Percentage

Percentage (Min. 120 Attempted)

1.	Joe Fredrick	1986-90	.490
2.	Kyle McAlarney	2005-09	.434
3.	Ryan Ayers	2005-09	.424
	Martin Ingelsby	1997-01	.424
5.	Chris Quinn	2002-06	.417
6.	Ben Hansbrough	2009-11	.414
7.	David Graves	1998-02	.411
8.	Tim Abromaitis	2007-11	.410
9.	Rob Kurz	2004-08	.409
10.	David Rivers	1984-88	.406
	Russell Carter	2003-07	.406
12.	Colin Falls	2003-07	.401
13.	Keith Friel	1996-98	.397
14.	Matt Carroll	1999-03	.395
15.	Jamere Jackson	1987-90	.380
16.	Carleton Scott	2008-11	.379
17.	Jonathan Peoples	2006-10	.377
18.	Kevin Ellery	1988-91	.372
19.	Carl Cozen	1991-94	.370
20.	Ryan Hoover	1993-96	.365

Assists

1.	Chris Thomas	2001-05	833
2.	Tory Jackson	2006-10	694
3.	David Rivers	1984-88	586
4.	Tim Singleton	1987-91	549
5.	Martin Ingelsby	1997-01	526
6.	Elmer Bennett	1988-92	516
7.	Rich Branning	1976-80	466
8.	Chris Quinn	2002-06	428
9.	John Paxson	1979-83	411
10.	Jackie Meehan	1969-71	395
11.	Admore White	1993-97	390
12.	Jimmy Dillon	1996-00	387
13.	Kyle McAlarney	2005-09	376
14.	David Graves	1998-02	340
15.	Matt Carroll	1999-03	314
16.	Ryan Hoover	1992-96	264
17.	Ray Martin	1973-77	261
18.	Ben Hansbrough	2009-11	256
19.	Zach Hillesland	2005-09	234
20.	Dwight Clay	1972-75	229

Assist Average

1.	Chris Thomas	2001-05	6.5
2.	Doug Gottlieb	1995-96	5.7
3.	Jackie Meehan	1968-71	5.3
4.	Tory Jackson	2006-10	5.1
5.	David Rivers	1984-88	5.0
6.	Tim Singleton	1987-91	4.9
7.	Martin Ingelsby	1997-01	4.3
	Ben Hansbrough	2009-11	4.3
9.	Elmer Bennett	1988-92	4.2
10.	Rich Branning	1976-80	4.1
11.	Eric Atkins	2010-11	3.8
12.	John Paxson	1979-83	3.7
13.	Admore White	1993-97	3.6
14.	Chris Quinn	2002-06	3.5
15.	Kyle McAlarney	2005-09	3.4
16.	Joe Howard	1983-84	3.3
17.	Jimmy Dillon	1996-00	3.2
18.	Ray Martin	1973-77	2.9
19.	David Graves	1998-02	2.6
	Dwight Clay	1972-75	2.6

Blocked Shots

1.	Jordan Cornette	2001-05	201
2.	LaPhonso Ellis	1988-92	200
3.	Ryan Humphrey	2000-02	166
4.	Torin Francis	2002-06	157
5.	Troy Murphy	1998-01	126
6.	Rob Kurz	2004-08	122
7.	Matt Gotsch	1993-97	97
8.	Luke Harangody	2006-10	95
9.	Phil Hickey	1995-99	84
10.	Carleton Scott	2008-11	77
11.	Tracy Jackson	1977-81	75
12.	Keith Tower	1988-92	65
	Ken Barlow	1982-86	65
14.	Pat Garrity	1994-98	64
15.	Marcus Young	1993-97	61
16.	Orlando Woolridge	1977-81	54
17.	Monty Williams	1989-94	50
18.	Harold Swanagan	1998-02	49
	Torrian Jones	2000-03	49
20.	Ryan Ayers	2005-09	47
--	Tyrone Nash	2007-11	38



Blocked Shots Average

1.	Ryan Humphrey	2000-02	2.8
2.	LaPhonso Ellis	1988-92	2.1
3.	Jordan Cornette	2001-04	1.6
4.	Torin Francis	2002-05	1.4
5.	Troy Murphy	1998-01	1.3
6.	Rob Kurz	2004-08	1.1
7.	Matt Gotsch	1993-97	1.0
	Carleton Scott	2008-11	1.0
9.	Phil Hickey	1995-99	0.8
10.	Tracy Jackson	1977-81	0.7
	Luke Harangody	2006-10	0.7
12.	Pat Garrity	1994-98	0.6
	Marcus Young	1993-97	0.6
	Monty Williams	1989-94	0.6
	Keith Tower	1988-92	0.6
16.	Ivan Kartelo	1999-01	0.5
	Malik Russell	1991-93	0.5
	Ken Barlow	1982-86	0.5
	Orlando Woolridge	1977-81	0.5
	Dennis Latimore	2004-05	0.5

Steals Average

1.	Chris Thomas	2001-04	1.9
2.	David Rivers	1984-88	1.7
3.	Tory Jackson	2006-10	1.6
	David Graves	1998-02	1.6
5.	Chris Quinn	2002-05	1.3
	Doug Gottlieb	1995-96	1.3
	Ryan Hoover	1992-96	1.3
	Tim Singleton	1987-91	1.3
	Bill Hanzlik	1976-80	1.3
10.	Troy Murphy	1998-01	1.2
	Elmer Bennett	1988-92	1.2
	John Paxson	1979-83	1.2
13.	Russell Carter	2003-07	1.1
	Martin Ingelsby	1997-01	1.1
	Jimmy Dillon	1996-00	1.1
	Derek Manner	1994-98	1.1
	Admore White	1993-97	1.1
	Joe Howard	1983-84	1.1
	Ben Hansbrough	2009-11	1.1
20.	Jordan Cornette	2001-05	1.0
	Adin McCann	1996-97	1.0
	Lamarr Justice	1991-95	1.0
	Monty Williams	1989-94	1.0
	Scott Hicks	1983-87	1.0

Games Played

20.	David Rivers	1984-88	118
--	Tyrone Nash	2007-11	109

SEASON

Three-Point Field Goal Percentage

(Min. 75 Attempted)

20.	David Rivers	.419
	Chris Quinn	.419
--	Ben Hansbrough	.414
--	Tim Abromaitis	.400
--	Carleton Scott	.393

Assists

20.	Martin Ingelsby	150
--	Ben Hansbrough	103
--	Eric Atkins	94

Blocked Shots

1.	Ryan Humphrey	2001-02	87
2.	LaPhonso Ellis	1991-92	86
3.	Ryan Humphrey	2000-01	79
4.	Jordan Cornette	2002-03	75
5.	Jordan Cornette	2003-04	63
6.	Torin Francis	2002-03	60
7.	Tracy Jackson	1980-81	59

8.	LaPhonso Ellis	1988-89	53
9.	Troy Murphy	2000-01	50
10.	Rob Kurz	2007-08	48
11.	Rob Kurz	2006-07	46
	Jordan Cornette	2004-05	46
13.	Matt Gotsch	1996-97	41
14.	Troy Murphy	1999-00	38
	Troy Murphy	1998-99	38
16.	Carleton Scott	2010-11	37
	Carleton Scott	2009-10	37
	LaPhonso Ellis	1989-90	37
19.	Torin Francis	2003-04	35

Blocked Shots Average

1.	Ryan Humphrey	2001-02	2.8
2.	Ryan Humphrey	2000-01	2.7
3.	LaPhonso Ellis	1991-92	2.6
4.	Jordan Cornette	2002-02	2.2
5.	Tracy Jackson	1980-81	2.1
6.	Jordan Cornette	2003-04	2.0
	LaPhonso Ellis	1989-90	2.0
8.	Torin Francis	2003-04	1.8
	Torin Francis	2002-03	1.8
	Carleton Scott	2010-11	1.8
11.	Troy Murphy	2000-01	1.7
	LaPhonso Ellis	1989-90	1.7
13.	Jordan Cornette	2004-05	1.6
	LaPhonso Ellis	1990-91	1.6
15.	Rob Kurz	2007-08	1.5
	Rob Kurz	2006-07	1.5
	Matt Gotsch	1996-97	1.5
18.	Rob Kurz	2006-07	1.4
	Troy Murphy	1998-99	1.4
20.	Orlando Woolridge	1979-80	1.2

Steal Average

20.	Tim Singleton	1.6
--	Ben Hansbrough	1.2

Free Throw Percentage

(Min. 75 Attempted)

19.	Chris Thomas	2003-04	.826
	Matt Carroll	2001-02	.826
	Adrian Dantley	1973-74	.826
	Austin Carr	1969-70	.826
	George Restovich	1965-66	.826
--	Tim Abromaitis	2010-11	.814
--	Ben Hansbrough	2010-11	.811

INDIVIDUAL RECORDS BY CLASS

Highest Free Throw Percentage

(Minimum 75 Attempted)

As a Senior

Name	Season	FTM-A	Pct.	
1.	Chris Thomas	2004-05	98-110	.891
2.	Chris Quinn	2005-06	95-109	.872
3.	Rob Kurz	2007-08	122-143	.853
4.	John McCarthy	1957-58	132-156	.846
5.	Matt Carroll	2002-03	135-160	.844
--	Tim Abromaitis	2010-11	83-102	.814
--	Ben Hansbrough	2010-11	107-132	.811

Highest Block Average%

As a Senior

Name	Season	BPG	
1.	Ryan Humphrey	2001-02	2.8
2.	LaPhonso Ellis	1991-92	2.6
3.	Tracy Jackson	1980-81	2.1
4.	Carleton Scott	2010-11	1.8
5.	Jordan Cornette	2004-05	1.6
6.	Matt Gotsch	1996-97	1.5
	Rob Kurz	2007-08	1.5

Bold indicates current player



Notre Dame Highs and Lows Under Mike Brey

Notre Dame – Team Game Highs (1st Half)

Points	62 vs. Loyola-Chicago (11/22/00)
	62 vs. Georgia Southern (11/12/10)*
Field Goals Made	24 vs. IPFW (11/10/06)*
	24 vs. Syracuse (1/30/07)
Field Goals Attempted	43 vs. New Hampshire (11/16/01)*
	43 vs. Syracuse (1/30/07)
Field Goal Percentage	75.0% (18-24) vs. West Virginia (1/9/10)*
3 PT Field Goals Made	14 vs. South Dakota (12/2/08)*
3 PT Field Goals Attempted	23 vs. South Dakota (12/2/08)*
3 PT Field Goals Percentage	85.7% (6-7) vs. West Virginia (1/9/10)*
Free Throws Made	18 vs. Liberty (11/22/09)*
	18 vs. Maine (11/22/10)*
Free Throws Attempted	24 vs. Liberty (11/22/09)*
Free Throw Percentage	100.0% on 18 occasions
Total Rebounds	32 vs. Chicago State (11/17/10)*
Offensive Rebounds	15 vs. Savannah State (12/22/08)*
Defensive Rebounds	24 vs. Northern Illinois (12/8/07)*
Assists	19 vs. Canisius (12/19/00)*
Steals	12 vs. New Hampshire (11/16/01)*
Blocked Shots	13 vs. Belmont (11/17/02)*
Turnovers	14 vs. Monmouth (11/16/07)
	14 vs. St. John's (1/16/11)
Fouls	13 vs. St. John's (1/16/11)

Notre Dame – Team Game Highs (2nd Half)

Points	68 vs. Georgetown (4OT) (2/9/02)
Field Goals Made	24 vs. Pittsburgh (1/4/06)
Field Goals Attempted	63 vs. Georgetown (4OT) (2/9/02)
Field Goal Percentage	72.0% vs. Lafayette (11/14/06)
3 PT Field Goals Made	11 vs. St. John's (3/6/04)
	11 vs. North Carolina (11/26/08)
3 PT Field Goals Attempted	24 vs. Pittsburgh (1/4/06)
3 PT Field Goals Percentage	75.0% (6-8) vs. Connecticut (2/21/05)
Free Throws Made	27 vs. Seton Hall (2/18/06)
Free Throws Attempted	32 vs. California (11/26/10)
Free Throw Percentage	100.0% on six occasions
Total Rebounds	34 vs. Seton Hall (1/8/01)
Offensive Rebounds	15 vs. Army (12/19/04)*
Defensive Rebounds	25 vs. Sacred Heart (11/18/00)*
Assists	16 vs. Army (12/19/04)*
	16 vs. Maine (11/22/10)*
Steals	14 vs. New Hampshire (11/16/01)*
Blocked Shots	6 vs. Belmont (11/17/02)*
	6 vs. IUPUI (12/9/09)*
Turnovers	13 vs. Niagara (12/21/05)*
	13 vs. Marquette (1/12/08)
Fouls	26 vs. Pittsburgh (1/4/06)

Notre Dame – Team Game Highs (Total)

Points	116 vs. Georgetown (4OT) (2/9/02)
Field Goals Made	42 vs. Canisius (12/19/00)*
Field Goals Attempted	94 vs. Georgetown (4OT) (2/9/02)
Field Goal Percentage	66.7% (34-51) vs. Pittsburgh (1/30/02)*
3 PT Field Goals Made	19 vs. South Dakota (12/2/08)*#
3 PT Field Goals Attempted	44 vs. Canisius (12/22/00)
3 PT Field Goals Percentage	72.7% (16-22) vs. Loyola Chicago (11/22/00)*#
Free Throws Made	33 vs. Seton Hall (2/18/06)
Free Throws Attempted	45 vs. Columbia (12/23/05)*
Free Throw Percentage	100% (5-5) vs. Illinois (3/22/03)
	100% (19-19) vs. Villanova (1/8/05)*#
Total Rebounds	64 vs. Georgetown (4OT) (2/9/02)
Offensive Rebounds	24 vs. Seton Hall (1/8/01)
Defensive Rebounds	41 vs. Northern Illinois (12/8/07)*
Assists	32 vs. Canisius (12/19/00)*#
Steals	26 vs. New Hampshire (11/16/01)*#
Blocked Shots	19 vs. Belmont (12/17/02)*#
Turnovers	24 vs. Marquette (1/12/08)
Fouls	32 vs. Pittsburgh (1/4/06)

Notre Dame – Team Game Lows (1st Half)

Points	17 vs. Connecticut (3/3/10)*
Field Goals Made	4 vs. St. John's (1/16/11)
Field Goals Attempted	14 vs. St. John's (1/16/11)
Field Goal Percentage	18.8% (6-32) vs. Connecticut (2/21/04)
3 PT Field Goals Made	0 vs. West Virginia (1/7/04)
	0 vs. California (11/26/10)
3 PT Field Goals Attempted	4 vs. St. Louis (11/28/09)
3 PT Field Goals Percentage	0.0% on three occasions
Free Throws Made	0 on ten occasions
Free Throws Attempted	0 on seven occasions
Free Throw Percentage	0.0% on ten occasions
Total Rebounds	9 vs. UCF (12/6/09)*
	9 vs. Pittsburgh (3/11/10)
Offensive Rebounds	0 vs. West Virginia (1/9/10)*
Defensive Rebounds	6 vs. Louisville (2/17/10)
Assists	1 vs. Villanova (1/27/07)*
Steals	0 on seven occasions
Blocked Shots	0 on 32 occasions
Turnovers	0 vs. DePaul (1/23/10)*
Fouls	0 vs. Samford (12/30/04)*

Notre Dame – Team Game Lows (2nd Half)

Points	18 vs. Pittsburgh (3/11/10)
Field Goals Made	5 vs. West Virginia (1/9/10)*
	5 vs. Pittsburgh (3/11/10)
Field Goals Attempted	13 vs. Pittsburgh (3/11/10)
Field Goal Percentage	21.4% (6-28) vs. Harvard (11/19/04)*
3 PT Field Goals Made	0 on four occasions
3 PT Field Goals Attempted	2 vs. Rutgers (2/6/11)*
3 PT Field Goals Percentage	0.0% (0-6) vs. Providence (1/31/08)*
	0.0% (0-2) vs. Rutgers (2/6/11)*
Free Throws Made	0 vs. Pittsburgh (1/12/04)
	0 vs. Indiana (11/24/08)
	0 vs. Old Dominion (3/18/10)
Free Throws Attempted	0 vs. Indiana (11/24/08)
	0 vs. Old Dominion (3/18/10)
Free Throw Percentage	0.0% on four occasions
Total Rebounds	7 vs. Rutgers (3/1/03)
Offensive Rebounds	2 on four occasions
Defensive Rebounds	4 vs. Rutgers (3/1/03)
Assists	0 vs. Harvard (11/19/04)
Steals	0 on 10 occasions
Blocked Shots	0 on 27 occasions
Turnovers	0 vs. West Virginia (3/10/04)
Fouls	3 on three occasions

Notre Dame – Team Game Lows (Total)

Points	41 vs. Washington State (3/22/08)
Field Goals Made	13 vs. Rutgers (3/1/03)
	13 vs. Washington State (3/22/08)
Field Goals Attempted	34 vs. Pittsburgh (3/11/10)
Field Goal Percentage	24.5% (13-53) vs. Washington State (3/22/08)
3 PT Field Goals Made	1 vs. Pittsburgh (2/3/01)
	1 vs. California (11/26/10)
3 PT Field Goals Attempted	8 vs. Pittsburgh (2/3/01)
3 PT Field Goals Percentage	5.0% (1-20) vs. California (11/26/10)
Free Throws Made	1 vs. Connecticut (2/28/09)
Free Throws Attempted	3 vs. Old Dominion (3/18/10)
Free Throw Percentage	20.0% (1-5) vs. Connecticut (2/28/09)
Total Rebounds	21 vs. Rutgers (3/1/03)
Offensive Rebounds	3 vs. DePaul (12/14/02)*
Defensive Rebounds	14 vs. DePaul (12/11/04)*
Assists	6 vs. Mississippi (3/18/01)
Steals	1 on four occasions
Blocked Shots	0 on seven occasions
Turnovers	2 vs. DePaul (1/23/10)*
Fouls	6 on three occasions

* Indicates game played at the Purcell Pavilion, Notre Dame, Ind.

Indicates school record



Opponent Highs and Lows Under Mike Brey

Opponent – Team Game Highs (1st Half)

Points	53, Arizona (3/27/03)
Field Goals Made	23, Arizona (3/27/03)
Field Goals Attempted	44, Georgetown (3/4/01)*
Field Goal Percentage	61.5% (16-26), UCF (12/6/09)*
3 PT Field Goals Made	9, Syracuse (1/11/06)*
	9, Lehigh (11/27/06)*
3 PT Field Goals Attempted	19, Syracuse (1/11/06)*
3 PT Field Goal Percentage	81.8% (9-11), Lehigh (11/26/06)*
Free Throws Made	14, Sacred Heart (11/18/00)*
Free Throws Attempted	19, Sacred Heart (11/18/00)*
Free Throw Percentage	100.0%, on 21 occasions
Total Rebounds	33, Connecticut (2/21/04)
Offensive Rebounds	16, Northern Illinois (11/24/03)*
Defensive Rebounds	21, on six occasions
Assists	15, Seton Hall (2/11/10)
Steals	9, Miami (Fla.) (2/23/02)
	9, Marquette (1/12/08)
Blocked Shots	10, Connecticut (2/21/04)
Turnovers	16, Loyola (Chicago) (11/22/00)*
Fouls	16, on four occasions

Opponent – Team Game Highs (2nd Half)

Points	68, Georgetown (4 OT) (2/9/02)
Field Goals Made	21, Syracuse (2/24/08)*
Field Goals Attempted	49, Syracuse (2/24/08)*
Field Goal Percentage	68.2% (15-22), American (12/21/03)*
3 PT Field Goals Made	9, Texas (12/8/02)
	9, West Virginia (1/9/10)*
3 PT Field Goals Attempted	22, Tennessee Tech (12/17/00)*
3 PT Field Goal Percentage	100.0% (3-3), Seton Hall (2/5/03)
Free Throws Made	24, Pittsburgh (2 OT) (1/4/06)
Free Throws Attempted	39, Pittsburgh (2 OT) (1/4/06)
Free Throw Percentage	100.0% on seven occasions
Total Rebounds	38, Georgetown (4 OT) (2/9/02)
Offensive Rebounds	16, Syracuse (2/24/08)*
Defensive Rebounds	27, Georgetown (4 OT) (2/9/02)
Assists	19, Pittsburgh (2 OT) (1/4/06)
Steals	9, on two occasions
Blocked Shots	11, Georgetown (4 OT) (2/9/02)
Turnovers	15, New Hampshire (11/16/01)*
Fouls	20, Seton Hall (2/18/06)
	20, Rutgers (2/6/11)

Opponent – Team Game Highs (Total)

Points	111, Georgetown (4 OT) (2/9/02)
Field Goals Made	41, Syracuse (3/4/03)*
Field Goals Attempted	82, Syracuse (2/24/08)*
Field Goal Percentage	63.0% (29-46), American (12/21/03)*
3 PT Field Goals Made	14, Texas (12/7/02)
	14, Lehigh (11/27/06)*
3 PT Field Goals Attempted	37, West Virginia (1/9/10)*
3 PT Field Goal Percentage	73.7% (14-19), Lehigh (11/27/06)*
Free Throws Made	35, Louisville (2OT) (2/17/10)
Free Throws Attempted	46, Pittsburgh (2 OT) (1/4/06)
Free Throw Percentage (min. 8 att.)	100%, West Virginia (8-8) (2/2/00)*
	100%, Savannah State (8-8) (12/22/08)*
Total Rebounds	59, Connecticut (2/21/04)
Offensive Rebounds	27, Loyola (Chicago) (11/22/00)*
Defensive Rebounds	42, Connecticut (1/24/09)*
Assists	30, Pittsburgh (2 OT) (1/4/06)
Steals	13, Niagara (12/21/05)*
Blocked Shots	19, Connecticut (OT) (2/21/06)
Turnovers	30, New Hampshire (11/16/01)*
Fouls	31, Columbia (12/23/05)*

Opponent – Team Game Lows (1st Half)

Points	5, California (11/26/10)
Field Goals Made	2, California (11/26/10)
Field Goals Attempted	18, Georgetown (2/27/10)
Field Goal Percentage	8.0% (2-25), California (11/26/10)
3 PT Field Goals Made	0, on 12 occasions
3 PT Field Goals Attempted	2, Georgetown (2/9/02)
3 PT Field Goal Percentage	0.0%, on 12 occasions
Free Throws Made	0, on 28 occasions
Free Throws Attempted	0, on 15 occasions
Free Throw Percentage	0.0%, on 28 occasions
Total Rebounds	7, Georgetown (2/27/10)
	7, Maine (11/22/10)*
Offensive Rebounds	0, Lafayette (11/14/06)
Defensive Rebounds	5, on three occasions
Assists	1, California (11/26/10)
Steals	0, on 12 occasions
Blocked Shots	0, on 32 occasions
Turnovers	1, on four occasions
Fouls	1, Pittsburgh (2/12/05)
	1, DePaul (12/31/08)
	1, West Virginia (3/12/10)

Opponent – Team Game Lows (2nd Half)

Points	8, Monmouth (11/16/07)
Field Goals Made	3, Monmouth (11/16/07)
Field Goals Attempted	19, Old Dominion (3/18/10)
Field Goal Percentage	13.0% (3-23), Monmouth (11/16/07)
3 PT Field Goals Made	0, on 11 occasions
3 PT Field Goals Attempted	3, on seven occasions
3 PT Field Goal Percentage	0.0% on 11 occasions
Free Throws Made	0, Monmouth (1/25/01)
	0, West Virginia (1/9/10)*
Free Throws Attempted	1, Monmouth (1/25/01)
	1, West Virginia (1/9/10)*
Free Throw Percentage	0.0% (0-1), Monmouth (1/25/01)
	0.0% (0-1), West Virginia (1/9/10)*
Total Rebounds	6, Marquette (3/6/10)
Offensive Rebounds	0, Kentucky (3/25/09)*
	0, Marquette (3/6/10)
Defensive Rebounds	3, Virginia Tech (2/22/03)*
Assists	3, Marquette (1/22/11)*
	1, UAB (3/17/09)*
	1, Pittsburgh (3/11/10)
Steals	0, on seven occasions
Blocked Shots	0, on 23 occasions
Turnovers	0, West Virginia (3/10/04)
	0, Pittsburgh (1/31/09)
Fouls	4, on four occasions

Opponent – Team Game Lows (Total)

Points	33, Monmouth (11/16/07)
Field Goals Made	12, Bucknell (11/22/02)*
Field Goals Attempted	35, Rutgers (3/1/03)
Field Goal Percentage	21.1% (12-57), Bucknell (11/22/02)*
3 PT Field Goals Made	1, on five occasions
3 PT Field Goals Attempted	7, Seton Hall (2/5/03)
3 PT Field Goal Percentage	5.9% (1-17), Cincinnati (1/24/00)
Free Throws Made	0, Charleston Southern (11/26/04)*
Free Throws Attempted	0, Charleston Southern (11/26/04)*
Free Throw Percentage	0.0% (0-0), Charleston Southern (11/26/04)*
Total Rebounds	19, Winston-Salem St. (11/29/06)*
Offensive Rebounds	3, Army (12/19/04)*
	3, West Virginia (2/1/06)
Defensive Rebounds	12, Georgetown (2/27/10)
	12, Marquette (1/22/11)*
Assists	5, Bucknell (11/22/02)*
Steals	1, on three occasions
Blocked Shots	0, on 11 occasions
Turnovers	3, Marquette, (1/26/09)*
Fouls	7, Connecticut (1/24/09)*
	7, Connecticut (2/28/09)

* - Indicates games played at Purcell Pavilion, Notre Dame, Ind.



Notre Dame Highs and Lows in a BIG EAST Game

Notre Dame – BIG EAST Team Game Highs (1st Half)

Points	61 vs. Syracuse (1/30/07)
Field Goals Made	24 vs. Syracuse (1/30/07)
Field Goals Attempted	43 vs. Syracuse (1/30/07)
Field Goal Percentage	75.0% (18-24) vs. West Virginia (1/9/10)*
3 PT Field Goals Made	11 vs. Pittsburgh (1/31/09)
3 PT Field Goals Attempted	11 vs. Providence (2/21/09)
3 PT Field Goals Percentage	85.7% (6-7) vs. West Virginia (1/9/10)*
Free Throws Made	13 vs. Seton Hall (2/11/10)
Free Throws Attempted	19 vs. Villanova (1/27/10)
Free Throw Percentage	100.0% on 12 occasions
Total Rebounds	29 vs. Connecticut (1/5/08)
Offensive Rebounds	14 vs. Providence (2/19/05)
Defensive Rebounds	23 vs. Louisville (2/12/09)*
Assists	17 vs. West Virginia (1/9/10)*
Steals	7 on four occasions
Blocked Shots	7 vs. Connecticut (2/9/04)*
	7 vs. West Virginia (1/19/05)
Turnovers	14 vs. St. John's (1/16/11)
Fouls	13 vs. St. John's (1/16/11)

Notre Dame – BIG EAST Team Game Highs (2nd Half)

Points	68 vs. Georgetown (4OT) (2/9/02)
Field Goals Made	24 vs. Pittsburgh (1/4/06)
Field Goals Attempted	63 vs. Georgetown (4OT) (2/9/02)
Field Goal Percentage	71.4% vs. Georgetown (2/27/10)
3 PT Field Goals Made	11 vs. St. John's (3/6/04)
3 PT Field Goals Attempted	24 vs. Pittsburgh (1/4/06)
3 PT Field Goals Percentage	71.4% (6-8) vs. Connecticut (2/21/05)
Free Throws Made	27 vs. Seton Hall (2/18/06)
Free Throws Attempted	30 vs. Seton Hall (2/18/06)
Free Throw Percentage	100.0% on three occasions
Total Rebounds	34 vs. Seton Hall (1/8/01)
Offensive Rebounds	18 vs. Seton Hall (1/8/01)
Defensive Rebounds	27 vs. Georgetown (3/4/04)*
Assists	14 vs. Cincinnati (1/15/08)*
Steals	6 vs. Villanova (1/17/07)
Blocked Shots	5 vs. Georgetown (2/27/10)
Turnovers	13 vs. Marquette (1/12/08)
Fouls	26 vs. Pittsburgh (1/4/06)

Notre Dame – BIG EAST Team Game Highs (Total)

Points	116 vs. Georgetown (4OT) (2/9/02)
Field Goals Made	41 vs. Georgetown (4OT) (2/9/02)
Field Goals Attempted	94 vs. Georgetown (4OT) (2/9/02)
Field Goal Percentage	66.7% (34-51) vs. Pittsburgh (1/30/02)*
3 PT Field Goals Made	17 vs. St. John's (3/6/04)#
	17 vs. Louisville (2/4/06)#
3 PT Field Goals Attempted	36 vs. Pittsburgh (1/4/06)
3 PT Field Goals Percentage	61.9% (13-21) vs. Providence (1/14/06)*
Free Throws Made	34 vs. Cincinnati (1/15/08)*
Free Throws Attempted	42 vs. Cincinnati (1/15/08)*
Free Throw Percentage	100.0% (19-19) vs. Villanova (1/14/03)#*
Total Rebounds	64 vs. Georgetown (4OT) (2/9/02)
Offensive Rebounds	24 vs. Seton Hall (1/8/01)
Defensive Rebounds	35 vs. Louisville (2/12/09)*
Assists	25 vs. Cincinnati (2/4/10)*
Steals	10 on six occasions
Blocked Shots	9 vs. Connecticut (2/9/04)*
Turnovers	26 vs. Pittsburgh (2/8/00)
Fouls	32 vs. Pittsburgh (1/4/06)

*Indicates game played at the Purcell Pavilion, Notre Dame, Ind.

#Indicates school record

Notre Dame – BIG EAST Team Game Lows (1st Half)

Points	17 vs. Connecticut (3/3/10)*
Field Goals Made	4 vs. St. John's (1/16/11)
Field Goals Attempted	14 vs. St. John's (1/16/11)
Field Goal Percentage	18.8% (6-32) vs. Connecticut (2/21/04)
3 PT Field Goals Made	0 vs. West Virginia (1/7/04)
	0 vs. Connecticut (1/12/99)
3 PT Field Goals Attempted	5 on three occasions
3 PT Field Goals Percentage	8.3% (1-12) vs. Providence (1/21/03)
Free Throws Made	0 on nine occasions
Free Throws Attempted	0 on seven occasions
Free Throw Percentage	0.0% on nine occasions
Total Rebounds	9 vs. Pittsburgh (3/11/10)
Offensive Rebounds	0 on four occasions
Defensive Rebounds	6 vs. Louisville (2/17/10)
Assists	1 vs. Villanova (1/27/07)*
Steals	0 on six occasions
Blocked Shots	0 on 20 occasions
Turnovers	0 vs. DePaul (1/23/10)*
Fouls	2 vs. West Virginia (2/18/09)
	2 vs. Georgetown (2/27/10)

Notre Dame – BIG EAST Team Game Lows (2nd Half)

Points	18 vs. Pittsburgh (3/11/10)
Field Goals Made	5 vs. West Virginia (1/9/10)*
	5 vs. Pittsburgh (3/11/10)
Field Goals Attempted	13 vs. Pittsburgh (3/11/10)*
Field Goal Percentage	26.3% (5-19) vs. West Virginia (1/9/10)*
3 PT Field Goals Made	0 vs. Connecticut (1/12/99)
	0 vs. Providence (1/31/08)*
	0 vs. Rutgers (2/6/11)*
3 PT Field Goals Attempted	2 vs. Rutgers (2/6/11)*
3 PT Field Goals Percentage	0.0% (0-6) vs. Providence (1/31/08)*
	0.0% (0-2) vs. Rutgers (2/6/11)*
Free Throws Made	0 vs. Pittsburgh (1/12/04)
Free Throws Attempted	2 on four occasions
Free Throw Percentage	0.0% (0-2) vs. Pittsburgh (1/12/04)
Total Rebounds	7 vs. Rutgers (3/1/03)
Offensive Rebounds	2 vs. Connecticut (3/3/10)*
	2 vs. St. John's (1/8/11)*
Defensive Rebounds	4 vs. Rutgers (3/1/03)
Assists	2 on three occasions
Steals	0 on nine occasions
Blocked Shots	0 on 19 occasions
Turnovers	0 vs. West Virginia (3/10/04)
Fouls	3 vs. West Virginia (1/7/04)*
	3 vs. Pittsburgh (2/24/10)*

Notre Dame – BIG EAST Team Game Lows (Total)

Points	48 vs. Georgetown (1/7/06)
Field Goals Made	13 vs. Rutgers (3/1/03)
Field Goals Attempted	34 vs. Pittsburgh (3/11/10)
Field Goal Percentage	29.7% (19-64) vs. Connecticut (2/21/04)
3 PT Field Goals Made	0 vs. Connecticut (1/12/99)
3 PT Field Goals Attempted	6 vs. Seton Hall (2/6/99)
3 PT Field Goals Percentage	10.5% vs. Rutgers (2/14/02)
Free Throws Made	1 vs. Connecticut (2/28/09)
Free Throws Attempted	4 vs. Pittsburgh (3/8/01)
Free Throw Percentage	4 vs. Connecticut (1/24/09)*
Free Throw Percentage	20.0% (1-5) vs. Connecticut (2/28/09)
Total Rebounds	21 vs. Rutgers (3/1/03)
Offensive Rebounds	4 on three occasions
Defensive Rebounds	16 vs. Pittsburgh (1/24/11)
Assists	7 vs. Rutgers (3/1/03)
	7 vs. Pittsburgh (3/8/01)
Steals	1 vs. Marquette (1/26/09)*
	1 vs. Cincinnati (2/4/09)
Blocked Shots	0 on three occasions
Turnovers	2 vs. DePaul (1/23/10)*
Fouls	6 vs. West Virginia (1/7/04)*

*Indicates game played at the Purcell Pavilion, Notre Dame, Ind.

#Indicates school record



Opponent Highs and Lows in a BIG EAST Game

Opponent – BIG EAST Team Game High (1st Half)

Points 54, Connecticut (1/12/99)
Field Goals Made 22, Syracuse (3/4/03)*
Field Goals Attempted 44, Georgetown (3/4/01)*
Field Goal Percentage 65.2% (15-23), Providence (2/21/96)*
3 PT Field Goals Made 9 on three occasions
3 PT Field Goals Attempted 19, West Virginia (2/2/00)*
..... 19, Syracuse (1/11/06)*
3 PT Field Goals Percentage 100.0% (5-5), Connecticut (2/8/97)*
Free Throws Made 21, Connecticut (1/12/99)
Free Throws Attempted 23, Connecticut (1/12/99)
Free Throw Percentage 100.0% on 10 occasions
Total Rebounds 33, Connecticut (2/21/04)
Offensive Rebounds 14, Georgetown (3/8/03)
Defensive Rebounds 21, on three occasions
Assists 15, Seton Hall (2/11/10)
Steals 9, Marquette (1/12/08)
Blocked Shots 10, Connecticut (2/21/04)
Turnovers 14, Pittsburgh (1/6/03)
Fouls 15, Villanova (1/27/10)

Opponent – BIG EAST Team Game High (2nd Half)

Points 68, Georgetown (4OT) (2/9/02)
Field Goals Made 23, Georgetown (4OT) (2/9/02)
Field Goals Attempted 60, Georgetown (4OT) (2/9/02)
Field Goal Percentage 66.7% (20-30), Pittsburgh (3/5/05)*
3 PT Field Goals Made 9, Pittsburgh (1/29/97)
..... 9, West Virginia (1/9/10)*
3 PT Field Goals Attempted 20, Miami (2/23/02)
3 PT Field Goals Percentage ... 83.3% (5-6), Boston College (3/1/97)
Free Throws Made 24, Pittsburgh (1/4/06)
Free Throws Attempted 39, Pittsburgh (1/4/06)
Free Throw Percentage 100.0% on three occasions
Total Rebounds 31, Syracuse (2/24/08)*
Offensive Rebounds 16, Syracuse (2/24/08)*
Defensive Rebounds 26, Connecticut (2/21/04)
Assists 19, Pittsburgh (1/4/06)
Steals 8, Marquette (1/12/08)
Blocked Shots 11, Georgetown (4 OT) (2/9/02)
Turnovers 10, Rutgers (1/31/04)
Fouls 20, Seton Hall (2/18/06)
..... 20, Rutgers (2/6/11)*

Opponent – BIG EAST Team Game High (Total)

Points 111, Georgetown (2/9/02)
Field Goals Made 41, Syracuse (3/4/03)*
Field Goals Attempted 87, Georgetown (1/7/97)
Field Goal Percentage 56.5% (34-60), Syracuse (1/17/04)*
3 PT Field Goals Made 14, Syracuse (1/16/00)
3 PT Field Goals Attempted 37, West Virginia (1/9/10)*
3 PT Field Goals Percentage 71.4% (5-7), Seton Hall (2/5/03)
Free Throws Made 35, Louisville (2OT) (2/10/10)
Free Throws Attempted 46, Pittsburgh (1/4/06)
Free Throw Percentage 94.4% (17-18), Miami (1/25/00)*
Total Rebounds 59, Connecticut (2/21/04)
Offensive Rebounds 32, Georgetown (1/7/97)
Defensive Rebounds 42, Connecticut (1/24/09)*
Assists 30, Pittsburgh (1/4/06)
Steals 24, Georgetown (2/10/99)*
Blocked Shots 19, Connecticut (OT) (2/21/06)
Turnovers 23, Villanova (1/6/02)*
Fouls 33, West Virginia (2/11/97)*

Opponent – BIG EAST Team Game Lows (1st Half)

Points 16, Georgetown (3/4/04)*
Field Goals Made 6, Georgetown (2/16/05)*
..... 6, USF (2/12/11)
Field Goals Attempted 18, Georgetown (2/27/10)
Field Goal Percentage 20.0% (6-30), USF (2/12/11)
3 PT Field Goals Made 0 on nine occasions
3 PT Field Goals Attempted 2, Georgetown (2/1/03)*
3 PT Field Goals Percentage 0.0% on nine occasions
Free Throws Made 0 on nine occasions
Free Throws Attempted 0, on five occasions
Free Throw Percentage 0.0% on nine occasions
Total Rebounds 7, Georgetown (2/27/10)
Offensive Rebounds 0, Virginia Tech (1/20/04)
Defensive Rebounds 5, Pittsburgh (2/24/10)*
Assists 2, USF (2/15/06)*
..... 2, Seton Hall (3/10/10)
Steals 0 on seven occasions
Blocked Shots 0 on 12 occasions
Turnovers 1 on three occasions*
Fouls 1, DePaul (12/31/08)
..... 1, West Virginia (3/12/10)

Opponent – BIG EAST Team Game Lows (2nd Half)

Points 16, Pittsburgh (3/11/10)*
Field Goals Made 5, West Virginia (1/9/02)
Field Goals Attempted 17, Boston College (1/9/96)
Field Goal Percentage 22.7%, West Virginia (1/9/02)
3 PT Field Goals Made 0, on three occasions
3 PT Field Goals Attempted 2, Connecticut (2/28/09)
3 PT Field Goals Percentage 0.0%, on three occasions
Free Throws Made 0, on three occasions
Free Throws Attempted 0, Pittsburgh (1/29/97)
..... 0, St. John's (1/23/07)
Free Throw Percentage 0.0% on three occasions
Total Rebounds 6, Marquette (3/6/10)
Offensive Rebounds 0, Marquette (3/6/10)
Defensive Rebounds 3, Virginia Tech (2/22/03)*
..... 3, Marquette (1/22/11)*
Assists 1, Pittsburgh (3/11/10)
Steals 0, on five occasions
Blocked Shots 0, on 12 occasions
Turnovers 0, West Virginia (3/10/04)
..... 0, Pittsburgh (1/31/09)
Fouls 2, Connecticut (2/21/05)

Opponent – BIG EAST Team Game Lows (Total)

Points 45, Pittsburgh (3/11/10)*
Field Goals Made 17 on three occasions
Field Goals Attempted 40, Syracuse (2/5/05)
Field Goal Percentage 28.1% (18-64), Georgetown (3/4/04)*
3 PT Field Goals Made 1, Georgetown (2/7/98)
..... 1, South Florida (2/15/06)*
3 PT Field Goals Attempted 7, Seton Hall (2/5/03)
3 PT Field Goals Percentage 9.5% (2-21), Seton Hall (2/6/99)
Free Throws Made 1, DePaul (2/2/08)*
..... 1, Rutgers (2/25/09)*
Free Throws Attempted 3, Connecticut (2/12/00)*
..... 3, DePaul (2/2/08)*
Free Throw Percentage 20.0% (1-5), Rutgers (2/25/09)*
Total Rebounds 20, Georgetown (2/27/10)
Offensive Rebounds 4, West Virginia (2/18/03)
Defensive Rebounds 12, Georgetown (2/27/10)
..... 12, Marquette (1/22/11)
Assists 6, Syracuse (2/5/05)
..... 6, Seton Hall (3/10/10)
Steals 1, Connecticut (3/11/04)
Blocked Shots 0 on four occasions
Turnovers 3, Marquette (1/26/09)*
Fouls 7, Connecticut (1/24/09)*
..... 7, Connecticut (2/28/09)

* Indicates game played at the Purcell Pavilion, Notre Dame, Ind.



The Last Time ...

Notre Dame recorded a ...

30-Point win was on 11/12/10 - ND 98, Georgia Southern 61 (37 points)*
40-Point win was on 12/22/10 - ND 93, UMBC 53 (40 points)*
50-Point win was on 12/28/06 - ND 101, Rider 51 (50 points)
30-Point loss was on 1/7/99 - ND 62, Villanova 93 (31 points)*

Notre Dame shot ...

60% on FGs was on 12/22/09 - 60.7% (37-61) vs. Bucknell (ND 101 - Bucknell 69)*
65% on FGs was on 1/30/02 - 66.7% (34-51) vs. Pittsburgh (ND 89 - Pittsburgh 76)*
90% on FTs was on 12/19/10 - 91.7% (11-12) vs. Stony Brook (ND 88 - Stony Brook 62)*

Notre Dame ...

Won 10 games in a row was from 11/24/07 thru 1/5/08 (10 straight)
Won 15 games in a row was from 12/31/53 thru 3/9/54 (18 straight)
Won 20 games in a row never
Lost 5 games in a row was from 1/12/09 thru 2/7/09 (7 straight)
Scored 100 points was on 11/17/10 (ND 102 - Chicago State 62)*
- Scored 100 points on the road was on 2/21/09 (ND 103 - Providence 84)
- Scored 100 points at a neutral site was on 3/12/78 (ND 100 - Houston 77) (NCAA First Round, Tulsa, OK)
- Scored 100 points and lost was on 3/20/71 (ND 106 - Houston 119) (NCAA Regional Semi-finals at Wichita, KS)
Allowed 100 points was on 11/26/08 vs. North Carolina (ND 87 - North Carolina 102)
Scored less than 50 points was on 3/22/08 vs. Washington State (ND 41 - Washington State 61)
Allowed less than 50 points was on 11/26/10 vs. California (ND 57 - California 44)
Played an Overtime Game was on 2/9/11 (OT) vs. Louisville (ND 89 - Louisville 79)*
- Played in a Multi-Overtime Game was on 11/28/10 (2OT) vs. Georgia (ND 89 - Georgia 83)
Won on a "last second" shot was on 3/19/09 vs. New Mexico (ND 70 - Pittsburgh 68 - Tory Jackson layup at 00:02)*
Had 5 double figure scorers.. was on 2/12/11 vs. USF (ND 78 - USF 55) Jack Cooley 18, Carleton Scott 13, Ben Hansbrough 12, Tim Abromaitis 12, Ty Nash 10, Scott Martin 10
Had 6 double figure scorers.. was on 2/12/11 vs. USF (ND 78 - USF 55) Jack Cooley 18, Carleton Scott 13, Ben Hansbrough 12, Tim Abromaitis 12, Ty Nash 10, Scott Martin 10
Had 7 double figure scorers never
Had two double-figure rebounders was on 11/26/10 vs. California (ND 57 - California 44) Carleton Scott 10, Tim Abromaitis 11
Had two players with double-doubles was on 1/23/10 vs. DePaul (ND 87 - DePaul 77) Luke Harangody (24 pts, 11 rebs), Ben Hansbrough (15 pts, 10 rebs), Tyrone Nash (13 pts, 10 rebs)*
Had three players with double-doubles ... was on 11/17/10 vs. Chicago State (ND 102 - Chicago State 62) Tim Abromaitis (21 pts, 10 rebs), Carleton Scott (17 pts, 11 rebs), Tyrone Nash (11 pts, 10 rebs)*
Had two 30-point scorers was on 2/18/06 vs. Seton Hall (ND 102 - Seton Hall 91) Chris Quinn - 34, Colin Falls - 32
Had two 20-point scorers was on 12/19/10 vs. Stony Brook (ND 88 - Stony Brook 62) Tim Abromaitis 22, Carleton Scott 20
Had three 20-point scorers was on 3/8/07 vs. Syracuse (ND 89 - Syracuse 83) Russell Carter 24, Luke Harangody 20, Colin Falls 23
Made 10 three-point field goals was on 12/22/10 vs. UMBC - 10-29 (34.5%) (ND 93 - UMBC 53)*
Committed 10 turnovers or less was on 2/9/11 - 7 turnovers vs. Louisville (OT) (ND 89 - Louisville 79)*
Committed 5 turnovers or less was on 1/23/10 - 2 turnovers vs. DePaul (ND 87 - DePaul 77)*
Committed 25 turnovers was on 2/8/00 - 26 turnovers vs. Villanova (ND 69 - Villanova 86)
Forced 25 turnovers was on 11/16/01 - 30 turnovers vs. New Hampshire (ND 95 - New Hampshire 53)

An Irish player had ...

25+ points was on 2/9/11 - Ben Hansbrough (25) vs. Louisville (OT) (ND 89 - Louisville 79)*
30+ points was on 2/4/10 - Luke Harangody (37) vs. Cincinnati (ND 83 - Cincinnati 65)*
35+ points was on 2/4/10 - Luke Harangody (37) vs. Cincinnati (ND 83 - Cincinnati 65)*
40+ points was on 2/28/08 - Luke Harangody (40) vs. Louisville (ND 85 - Louisville 90)
15 or more rebounds was on 2/7/10 - Luke Harangody (15) vs. USF (ND 65 - USF 62)*
20 rebounds was on 3/22/08 - Luke Harangody (22) vs. Washington State (ND 41 - Washington State 61)
a "double-double" was on 2/12/11 - Carleton Scott (13 pts., 11 rebs.) vs. USF (ND 78 - USF 55)
a "triple-double" was on 11/16/01 - Chris Thomas (24 pts, 11 ast, 11 steals) vs. New Hampshire (ND 99 - New Hampshire 53)*
20 points and 10 rebounds was on 12/22/10 - Tim Abromaitis (21 pts., 11 rebs.) vs. UMBC (ND 93 - UMBC 62)*
20 points and 20 rebounds was on 1/8/01 - Troy Murphy (25 pts, 20 rebs) vs. Seton Hall (ND 76 - Seton Hall 78)
10 assists was on 1/18/10 - Tory Jackson (15) vs. Syracuse (ND 71 - Syracuse 84)*
10 blocks was on 11/17/02 - Jordan Cornette (11) vs. Belmont (ND 76 - Belmont 48)*#
10 steals was on 11/16/01 - Chris Thomas (11) vs. New Hampshire (ND 99, New Hampshire 53)*#

An opposing player had ...

25+ points was on 2/9/11 - Kyle Kuric (28), Louisville (OT) (ND 89 - Louisville 79)*
30+ points was on 2/17/10 - Samardo Samuels (36), Louisville (2OT) (ND 89 - Louisville 91)
35+ points was on 2/17/10 - Samardo Samuels (36), Louisville (2OT) (ND 89 - Louisville 91)
40+ points was on 2/8/87 - Danny Manning (40), Kansas (ND 60 - Kansas 70)
15 rebounds was on 1/2/10 - Stanley Robinson (16), Connecticut (ND 70 - Connecticut 82)
20 rebounds was on 1/31/09 - DeJuan Blair (22), Pittsburgh (ND 80 - Pittsburgh 93)
a "double-double" was on 11/26/10 - Allen Crabbe (10 pts., 10 rebs.), California (ND 57 - California 44)
a "triple-double" was on 2/21/06 - Marcus Williams (18 pts, 10 rebs, 13 asts) Connecticut (ND 74 - Connecticut 75 - OT)
20 points and 10 rebounds was on 1/2/10 - Stanley Robinson (22 pts., 16 rebs.), Connecticut (ND 70 - Connecticut 82)
20 points and 20 rebounds was on 1/31/09 - DeJuan Blair (23 pts., 22 rebs.), Pittsburgh (ND 80 - Pittsburgh 93)
10 assists was on 2/11/10 - Eugene Harvey (10), Seton Hall (ND 87 - Seton Hall 90)
10 blocks was on 1/5/08 - Hasheem Thabeet (10), Connecticut (ND 73 - Connecticut 67)*
10 steals was on 1/29/89 - Mark Macon (11), Temple (ND 64 - Temple 60)*

*indicates Notre Dame home game; #school record; @Purcell Pavilion record



The Last Time In A BIG EAST Game...

Notre Dame Recorded a ...

30-Point win..... was on 2/12/09 - ND 90, Louisville 57 (33 points)*
 40-Point win..... never
 50-Point win..... never
 30-Point loss..... was on 1/7/99 - ND 62, Villanova 93 (31 points)

Notre Dame Shot ...

60% on FGs was on 1/6/01 - 60.8% (31-51) vs. Rutgers (ND 87 - Rutgers 80)*
 65% on FGs was on 1/30/02 - 66.7% (34-51) vs. Pittsburgh (ND 89 - Pittsburgh 76)*
 90% on FTs was on 1/30/10 - 90.0% (9-10) vs. Rutgers (ND 73 - Rutgers 74)

Notre Dame ...

Won 5 BIG EAST games in a row..... was from 1/19/11 thru Present (7 straight)
 Won 10 BIG EAST games in a row..... never
 Lost 5 BIG EAST games in a row..... was from 1/12/09 thru 2/4/09 - (6 straight)
 Scored 100 points..... was on 2/21/09 (ND 103 - Providence 84)
 - Scored 100 points on the road..... was on 2/21/09 (ND 103 - Providence 84)
 - Scored 100 points on the neutral site never
 - Scored 100 points and lost..... never
 Allowed 100 points was on 1/17/07 vs. Villanova (ND 87 - Villanova 102)
 Scored less than 50 points was on 1/6/07 vs. Georgetown (ND 48 - Georgetown 66)
 Allowed less than 50 points..... was on 3/11/10 vs. Pittsburgh (ND 50 - Pittsburgh 45)*
 Played an Overtime Game..... was on 2/9/11 (OT) vs. Louisville (ND 89 - Louisville 79)*
 - Played in a Multi-Overtime Game..... was on 2/17/10 (2OT) at Louisville (ND 89 - Louisville 91)
 Won on a "last second" shot was on 2/9/03 vs. Pittsburgh (ND 66 - Pittsburgh 64 - Torin Francis layup at 00:00.6)*
 Had 5 double figure scorers.. was on 2/12/11 vs. USF (ND 78 - USF 55) Jack Cooley 18, Carleton Scott 13, Ben Hansbrough 12, Tim Abromaitis 12, Ty Nash 10, Scott Martin 10
 Had 6 double figure scorers.. was on 2/12/11 vs. USF (ND 78 - USF 55) Jack Cooley 18, Carleton Scott 13, Ben Hansbrough 12, Tim Abromaitis 12, Ty Nash 10, Scott Martin 10
 Had 7 double figure scorers..... never
 Had two double-figure rebounders was on 1/23/10 vs. DePaul (ND 87 - DePaul 77) Luke Harangody 11, Tyrone Nash 10, Ben Hansbrough 10*
 Had two players with double-doubles was on 1/23/10 vs. DePaul (ND 87 - DePaul 77) Luke Harangody (24 pts, 11 rebs), Ben Hansbrough (15 pts, 10 rebs), Tyrone Nash (13 pts, 10 rebs)*
 Had three players with double-doubles . was on 1/23/10 vs. DePaul (ND 87 - DePaul 77) Luke Harangody (24 pts, 11 rebs), Ben Hansbrough (15 pts, 10 rebs), Tyrone Nash (13 pts, 10 rebs)*
 Had four players with double-doubles...was on 2/9/02 vs. Georgetown (Notre Dame 116, Georgetown 111 - 4OT) - Matt Carroll (30 pts, 10 rebs, Ryan Humphrey (23 pts, 14 rebs), Chris Thomas (22 pts, 12 asts.), Harold Swanagan (11 pts, 10 reb.)
 Had two 30-point scorers was on 2/18/06 vs. Seton Hall (ND 102 - Seton Hall 91) - Chris Quinn - 34, Colin Falls - 32
 Had two 20-point scorers was on 2/17/10 vs. Louisville (2OT) (ND 89 - Louisville 91) Tim Abromaitis 29, Ben Hansbrough 21
 Had three 20-point scorers was on 3/8/07 vs. Syracuse (ND 89 - Syracuse 83) - Russell Carter 24, Luke Harangody 20, Colin Falls 23
 Made 10 three-point field goals..... was on 2/24/10 - 10-18 (.556) vs. Pittsburgh (ND 68 - Pitt 53)*
 Committed 10 turnovers or less was on 2/9/11 - 7 turnovers vs. Louisville (OT) (ND 89 - Louisville 79)*
 Committed 5 turnovers or less was on 1/23/10 - 2 turnovers vs. DePaul (ND 87 - DePaul 77)*
 Committed 25 turnovers was on 2/8/00 - 26 turnovers vs. Villanova (ND 69 - Villanova 86)
 Forced 25 turnovers..... never

An Irish player had ...

25+ points was on 2/9/11 - Ben Hansbrough (25) vs. Louisville (OT) (ND 89 - Louisville 79)*
 30+ points was on 2/4/10 - Luke Harangody (37) vs. Cincinnati (ND 83 - Cincinnati 65)*
 35+ points was on 2/4/10 - Luke Harangody (37) vs. Cincinnati (ND 83 - Cincinnati 65)*
 40+ points was on 2/28/08 - Luke Harangody (40) vs. Louisville (ND 85 - Louisville 90)
 15 or more rebounds was on 2/7/10 - Luke Harangody (15) vs. USF (ND 65 - USF 62)*
 20 rebounds was on 1/8/01 - Troy Murphy (20) vs. Seton Hall (ND 76 - Seton Hall 78)
 a "double-double"..... was on 2/12/11 - Carleton Scott (13 pts., 11 rebs.) vs. USF (ND 78 - USF 55)
 a "triple-double"..... never
 20 points and 10 rebounds..... was on 2/4/10 - Luke Harangody (37 pts., 14 rebs.) vs. Cincinnati (ND 83 - Cincinnati 65)*
 20 points and 10 rebounds..... was on 3/10/10 - Luke Harangody (20 pts., 10 rebs.) vs. Seton Hall (ND 68 - Seton Hall 56)
 10 assists was on 1/18/10 - Tory Jackson (15) vs. Syracuse (ND 71 - Syracuse 84)*
 10 blocks..... never
 10 steals never

An opposing player had ...

25+ points was on 2/9/11 - Kyle Kuric (28), Louisville (OT) (ND 89 - Louisville 79)*
 30+ points was on 2/17/10 - Samardo Samuels (36), Louisville (2OT) (ND 89 - Louisville 91)
 35+ points was on 2/17/10 - Samardo Samuels (36), Louisville (2OT) (ND 89 - Louisville 91)
 40+ points never
 15 rebounds was on 1/2/10 - Stanley Robinson (16), Connecticut (ND 70 - Connecticut 82)
 20 rebounds was on 1/31/09 - DeJuan Blair (22), Pittsburgh (ND 80 - Pittsburgh 93)
 a "double-double"..... was on 3/3/10 - Gavin Edwards (10 pts., 11 rebs.), Connecticut (ND 58 - Connecticut 50)*
 a "triple-double"..... was on 2/21/06 - Marcus Williams (18 pts, 10 rebs, 13 asts), Connecticut (ND 74 - Connecticut 75 - OT)
 20 points and 10 rebounds..... was on 1/2/10 - Stanley Robinson (22 pts., 16 rebs.), Connecticut (ND 70 - Connecticut 82)
 20 points and 20 rebounds..... was on 1/31/09 - DeJuan Blair (23 pts., 22 rebs.), Pittsburgh (ND 80 - Pittsburgh 93)
 10 assists was on 2/11/10 - Eugene Harvey (10), Seton Hall (ND 87 - Seton Hall 90)
 10 blocks..... was on 1/5/08 - Hasheem Thabeet (10), Connecticut (ND 73 - Connecticut 67)*
 10 steals never

Note: Notre Dame began playing as a member of the BIG EAST Conference in 1995-96.

* indicates Notre Dame home game; @ indicates Purcell Pavilion record; # indicates school record





0 Eric Atkins

Freshman • 6-2 • 173
Columbia, Md. • Mount Saint Joseph

Career Games With:

Double Figure Points	7
20-Plus Points	N/A
30-Plus Points	N/A
10-Plus Rebounds	N/A
10-Plus Assists	N/A
Double-Double	N/A

QUICK HITS:

- Played 20 or more minutes in 22 games this season and 30+ minutes in nine contests
- Has started six games on the season
- Registered first points in an Irish uniform against Georgia Southern, posting 9 points on 4-4 shooting, including 1-1 from three-point range
- Reached double figures for the first time with the Irish, recording 10 points against Liberty
- Posted a couple more firsts against Chicago State, notching his first start with the Irish while also becoming first freshman to reach double figures in two straight games since Luke Harangody in 2006-07
- Recorded first block of career against Maine
- Scored 12 points against the Wisconsin Badgers in the championship game of Old Spice Classic
- Registered first steal of career against Indiana State
- Pulled down then-career best 5 rebounds against Kentucky in 31 minutes of play
- Broke career high in rebounds against Gonzaga, bringing down 7 boards, while also matching career high in points with 12 in 34 minutes
- Scored first career points in BIG EAST play against Syracuse, hitting a three-pointer and also set a then-career high with two steals against the Orange
- Played most minutes of career (39) along with turning in his most steals (3) during his first BIG EAST start with the Irish against Connecticut
- Led team in scoring and set new career high in points against Marquette, dropping 15 points
- Canned a career high eight free throws and dished off career best seven assists against St. John's (Jan. 16)
- Posted three consecutive games with 6 assists and 1 or fewer turnovers against Rutgers (6 asst., 1 TO), Louisville (6 asst., 0 TO) and USF (7 asst., 1 TO)
- Matched career high with 7 assists in 78-55 win over USF

Season and Career Bests

Points	Season 15 (vs. Marquette 1/10/11) Career 15 (vs. Marquette 1/10/11)	FG's	Season 5 (vs. Marquette 1/10/11) Career 5 (vs. Marquette 1/10/11)
Rebounds	Season 7 (vs. Gonzaga 12/11/10) Career 7 (vs. Gonzaga 12/11/10)	3PT FG's	Season 2 (on four occasions) Career 2 (on four occasions)
Assists	Season 7 (on two occasions) Career 7 (on two occasions)	FT's	Season 8 (vs. St. John's 1/16/11) Career 8 (vs. St. John's 1/16/11)
Steals	Season 3 (on two occasions) Career 3 (on two occasions)	Minutes	Season 39 (on two occasions) Career 39 (on two occasions)
Blocks	Season 1 (vs. Maine 11/22/10) Career 1 (vs. Maine 11/22/10)		

Game-By-Game Stats

	Start	FG-A	3P-A	FT-A	Reb	PF	TP	A	TO	BK	S	Min
Georgia Southern	4-4	1-1	0-0	3	1	9	3	2	0	0	0	22
Liberty	4-7	2-3	0-0	1	0	10	4	1	0	0	0	22
Chicago State	* 4-7	2-4	2-2	3	3	12	5	1	0	0	0	32
Maine	1-7	1-3	0-0	3	2	3	5	0	1	0	0	22
Georgia	3-6	1-2	2-2	4	1	9	1	1	0	0	0	38
California	1-2	0-1	2-4	0	2	4	2	1	0	0	0	26
Wisconsin	3-6	1-3	5-6	3	0	12	2	2	0	0	0	28
Indiana State	0-3	0-1	0-0	3	2	0	4	3	0	1	0	23
Kentucky	0-4	0-2	4-6	5	2	4	4	1	0	0	0	31
Gonzaga	3-9	1-4	5-10	7	2	12	3	0	0	1	0	34
Stony Brook	1-3	0-1	0-0	3	2	2	5	2	0	0	0	29
UMBC	4-8	1-3	0-0	5	0	9	4	0	0	0	1	22
Georgetown	0-2	0-1	0-0	1	4	0	2	1	0	0	0	19
Syracuse	1-5	1-3	0-0	1	2	3	2	2	0	2	0	16
Connecticut	* 2-6	1-2	2-5	1	2	7	5	0	0	0	3	39
St. John's	* 3-6	2-4	0-0	0	4	8	4	3	0	0	0	39
Marquette	* 5-10	1-6	4-5	0	3	15	2	0	0	0	1	35
St. John's	* 0-2	0-1	8-10	1	2	8	7	4	0	3	0	38
Cincinnati	* 3-3	1-1	4-4	3	3	11	5	3	0	0	0	36
Marquette	4-5	2-2	2-2	1	1	12	2	1	0	0	2	22
Pittsburgh	1-1	0-0	0-0	0	0	2	1	0	0	0	1	22
DePaul	2-3	1-2	1-1	2	0	6	3	0	0	0	0	21
Rutgers	2-4	0-0	1-2	2	3	5	6	1	0	2	0	23
Louisville	1-3	0-1	0-0	1	0	2	6	0	0	2	0	26
USF	0-4	0-1	0-0	0	0	0	7	1	0	1	0	17
West Virginia												
Providence												
Seton Hall												
Villanova												
Connecticut												

Career Stats vs. BIG EAST

Opponent	GP-GS	Min.	FG-A	3PT-A	FT-A	Reb.	A	PF	B	S	Pts.
Cincinnati	1-1	36	3-3	1-1	4-4	3/3.0	5	3	0	0	11/11.0
Connecticut	1-1	39	2-6	1-2	2-5	1/1.0	5	2	0	3	7/7.0
DePaul	1-0	21	2-3	1-2	1-1	2/2.0	3	0	0	0	6/6.0
Georgetown	1-0	19	0-2	0-1	0-0	1/1.0	2	4	0	0	0/0.0
Louisville	1-0	26	1-3	0-1	0-0	1/1.0	6	0	0	2	2/2.0
Marquette	2-1	57	9-15	3-8	6-7	1/0.5	4	4	0	3	27/13.5
Pittsburgh	1-0	22	1-1	0-0	0-0	0/0.0	1	0	0	1	2/2.0
Providence	0-0	0	0-0	0-0	0-0	0/0.0	0	0	0	0	0/0.0
Rutgers	1-0	23	2-4	0-0	1-2	2/2.0	6	3	0	2	5/5.0
St. John's	2-2	77	3-8	2-5	8-10	1/0.5	11	6	0	3	16/8.0
Seton Hall	0-0	0	0-0	0-0	0-0	0/0.0	0	0	0	0	0/0.0
USF	1-0	17	0-4	0-1	0-0	0/0.0	7	0	0	1	0/0.0
Syracuse	1-0	16	1-5	1-3	0-0	1/1.0	2	2	0	2	3/3.0
Villanova	0-0	0	0-0	0-0	0-0	0/0.0	0	0	0	0	0/0.0
West Virginia	0-0	0	0-0	0-0	0-0	0/0.0	0	0	0	0	0/0.0


Career Statistics

Season	GP-GS	Min	Avg	FG-A	Pct	3FG-A	Pct	FT-A	Pct	O-D-TOT	Avg	PF-FO	Ast	TO	Blk	Stl	Pts	Avg
2010-11	25-6	682	27.3	52-120	.433	19-52	.365	42-59	.712	13-40-53	2.1	41-0	94	30	1	20	165	6.6
TOTAL	25-6	682	27.3	52-120	.433	19-52	.365	42-59	.712	13-40-53	2.1	41-0	94	30	1	20	165	6.6

Career BIG EAST Statistics

Season	GP-GS	Min	Avg	FG-A	Pct	3FG-A	Pct	FT-A	Pct	O-D-TOT	Avg	PF-FO	Ast	TO	Blk	Stl	Pts	Avg
2010-11	13-5	353	27.2	24-54	.444	9-24	.375	22-29	.759	4-9-13	1.0	24-0	52	16	0	17	79	6.1
TOTAL	13-5	353	27.2	24-54	.444	9-24	.375	22-29	.759	4-9-13	1.0	24-0	52	16	0	17	79	6.1





1 Tyrone Nash

Senior • 6-8 • 232

Queens, N.Y. • Lawrence Woodmere Academy & Northfield Mt. Hermon

Career Games With:

Double Figure Points	26
20-Plus Points	N/A
30-Plus Points	N/A
10-Plus Rebounds	6
10-Plus Assists	N/A
Double-Double	4

QUICK HITS:

- Has started in 61 contests over career for the Irish, including a string of 60 consecutive games, both leading the current roster
- Reached double-figures in 12 contests on the season
- Played 30+ minutes in 10 contests on the year
- Set a career high in free throws, knocking down 12 against Liberty (on 15 attempts), also tying his then-career high in points with 16 against the Flames
- Posted first double-double of season against Chicago State, going for 11 points and 10 rebounds and set career high for assists with 7
- Matched career high in rebounds, pulling down 11 against Maine, en route to second straight double double (13 points, 11 rebounds)
- Set career high in points with 18 against the Georgia Bulldogs in opening round of Old Spice Classic, playing a season-best 37 minutes
- Recorded third double-double of season in BIG EAST opener against Georgetown with 15 points and 10 rebounds
- Stuffed three shots against Connecticut to tie a career high
- Tied a career high with six field goals against Cincinnati
- Hit first three-point field goal of career against DePaul, finishing the game with 10 pts. and 8 rebs.

Season and Career Bests

Points	Season 18 (vs. Georgia 11/25/10)	FG's	Season 6 (vs. Cincinnati 1/19/11)
Career 18 (vs. Georgia 11/25/10)	Career 6 (on two occasions)	3PT FG's	Season 1 (vs. DePaul 2/3/11)
Rebounds	Season 11 (vs. Maine 11/22/10)	Career 1 (vs. DePaul 2/3/11)	FT's
Career 11 (on two occasions)	Career 12 (vs. Liberty 11/14/10)	Season 12 (vs. Liberty 11/14/10)	Career 12 (vs. Liberty 11/14/10)
Assists	Season 7 (vs. Chicago State 11/17/10)	Minutes	Season 37 (vs. Georgia 11/25/10)
Career 7 (vs. Chicago State 11/17/10)	Career 38 (vs. St. John's 2/14/10)	Career 38 (vs. St. John's 2/14/10)	
Steals	Season 1 (on seven occasions)		
Career 3 (on three occasions)			
Blocks	Season 3 (vs. Connecticut 1/4/11)		
Career 3 (on two occasions)			

Game-By-Game Stats

	Start	FG-A	3P-A	FT-A	Reb	PF	TP	A	TO	BK	S	Min
Georgia Southern	*	2-3	0-0	3-4	2	2	7	1	1	0	1	22
Liberty	*	2-4	0-0	12-15	9	0	16	1	1	0	0	28
Chicago State	*	4-6	0-0	3-4	10	2	11	7	1	0	0	26
Maine	*	1-4	0-0	11-12	11	2	13	5	1	0	0	29
Georgia	*	5-11	0-0	8-12	6	1	18	2	1	1	1	37
California	*	4-11	0-0	3-6	5	4	11	3	4	1	1	33
Wisconsin	*	2-9	0-0	4-7	6	1	8	3	2	0	0	26
Indiana State	*	5-7	0-0	6-9	7	1	16	4	2	1	1	35
Kentucky	*	3-7	0-0	2-4	2	2	8	1	4	0	1	25
Gonzaga	*	1-2	0-0	1-1	1	4	3	5	1	0	1	24
Stony Brook	*	1-4	0-0	2-2	6	2	4	2	2	2	0	26
UMBC	*	1-3	0-0	5-6	7	1	7	1	0	0	0	22
Georgetown	*	5-11	0-0	5-6	10	2	15	3	2	1	0	33
Syracuse	*	2-4	0-0	1-2	6	1	5	1	1	1	0	36
Connecticut	*	3-8	0-0	5-6	7	4	11	3	1	3	0	26
St. John's	*	3-5	0-0	2-2	2	5	8	1	5	1	1	23
Marquette	*	2-5	0-0	2-4	5	4	6	5	2	0	0	26
St. John's	*	3-4	0-0	1-4	3	5	7	2	2	0	0	23
Cincinnati	*	6-11	0-0	1-2	7	2	13	3	1	1	1	30
Marquette	*	3-4	0-0	7-10	4	4	13	2	0	1	0	36
Pittsburgh	*	1-2	0-0	3-5	4	2	5	2	2	1	0	30
DePaul	*	3-6	1-1	3-4	8	1	10	4	3	0	1	32
Rutgers	*	2-6	0-0	4-6	5	5	8	0	1	0	0	31
Louisville	*	2-6	0-0	3-6	6	2	7	1	1	0	0	28
USF	*	5-6	0-0	0-0	6	0	10	2	1	1	0	29
West Virginia												
Providence												
Seton Hall												
Villanova												
Connecticut												

Career Stats vs. BIG EAST

Opponent	GP-GS	Min.	FG-A	3PT-A	FT-A	Reb.	A	PF	B	S	Pts.
Cincinnati	3-3	69	7-13	0-0	3-7	13/4.3	5	11	1	2	17/5.7
Connecticut	5-3	103	16-36	0-0	7-14	29/5.8	8	10	3	3	39/7.8
DePaul	3-2	66	7-12	1-1	8-11	18/6.0	6	3	0	1	23/7.7
Georgetown	4-2	66	7-14	0-0	9-11	16/4.0	6	4	2	0	23/5.8
Louisville	3-2	70	4-12	0-0	3-8	16/5.3	5	8	1	1	11/3.7
Marquette	5-3	110	9-15	0-0	16-24	20/4.0	10	14	1	2	34/6.8
Pittsburgh	4-2	111	7-13	0-0	12-19	18/4.5	11	6	3	4	26/6.5
Providence	2-1	38	8-13	0-0	0-0	10/5.0	0	6	1	1	16/8.0
Rutgers	3-2	65	8-14	0-0	5-10	8/2.7	2	10	0	3	21/7.0
St. John's	5-3	111	11-19	0-0	9-15	13/2.6	10	15	3	4	31/6.2
Seton Hall	3-2	66	8-14	0-1	6-12	13/4.3	2	6	0	1	22/7.3
USF	5-3	95	12-22	0-0	10-12	24/4.8	5	9	4	2	34/6.8
Syracuse	4-2	57	2-7	0-0	2-4	8/2.0	1	5	1	1	6/1.5
Villanova	2-2	48	5-8	0-0	6-13	17/8.5	3	8	0	1	16/8.0
West Virginia	4-2	86	7-11	0-0	5-11	18/4.5	4	11	1	0	19/4.8


Career Statistics

Season	GP-GS	Min	Avg	FG-A	Pct	3FG-A	Pct	FT-A	Pct	O-D-TOT	Avg	PF-FO	Ast	TO	Blk	Stl	Pts	Avg
2007-08	15-0	59	3.9	6-13	.462	0-1	.000	3-11	.273	8-12-20	1.3	6-0	5	3	1	2	15	1.0
2008-09	34-1	384	11.3	37-73	.507	0-0	.000	27-50	.540	51-70-121	3.6	52-2	23	13	6	15	101	3.0
2009-10	35-35	923	26.4	96-177	.542	0-0	.000	80-133	.602	79-104-183	5.2	101-3	59	48	16	24	272	7.8
2010-11	25-25	716	28.6	71-149	.477	1-1	1.000	97-139	.698	58-87-145	5.8	59-3	64	42	15	9	240	9.6
TOTAL	109-61	2082	19.1	210-412	.510	1-2	.500	207-333	.622	196-273-469	4.3	218-8	151	106	38	50	628	5.8

Career BIG EAST Statistics

Season	GP-GS	Min	Avg	FG-A	Pct	3FG-A	Pct	FT-A	Pct	O-D-TOT	Avg	PF-FO	Ast	TO	Blk	Stl	Pts	Avg
2007-08	6-0	9	1.5	1-2	.500	0-1	.000	2-4	.500	1-1-2	0.3	0-0	0	0	0	0	4	0.7
2008-09	16-1	148	9.3	17-30	.567	0-0	.000	5-18	.278	21-26-47	2.9	25-1	7	2	0	6	39	2.4
2009-10	18-18	508	28.2	52-100	.520	0-0	.000	52-77	.675	45-55-100	5.6	59-3	33	21	8	14	156	8.7
2010-11	13-13	383	29.5	40-78	.513	1-1	1.000	37-57	.649	31-42-73	5.6	37-3	29	22	10	3	118	9.1
TOTAL	53-32	1048	19.8	110-210	.524	1-2	.500	96-156	.615	98-124-222	4.2	121-7	69	45	20	23	317	6.0





5 Tom Kopko | Senior • 6-2 • 187 Chicago, Ill. • St. Laurence

Career Games With:

Double Figure Points.....	N/A
20-Plus Points.....	N/A
30-Plus Points.....	N/A
10-Plus Rebounds.....	N/A
10-Plus Assists.....	N/A
Double-Double.....	N/A

QUICK HITS:

- Played in nine contests on the season
- Matched most career minutes against Chicago State, playing 5 minutes
- Posted first points of the season against Maine, connecting on a three pointer
- Recorded first assist of season against Stony Brook, matching career high
- Made it back-to-back games with an assist against UMBC
- Appeared in first BIG EAST game of the season against St. John's (Jan. 16)
- Dished out first BIG EAST assist of the year against DePaul

Season and Career Bests

Points	Season 3 (vs. Maine 11/22/10)	FG's	Season 1 (vs. Maine 11/22/10)
Career 5 (vs. Northern Illinois 12/8/07)	Career 2 (vs. Northern Illinois 12/8/07)	3PT FG's	Season 1 (vs. Maine 11/22/10)
Rebounds	Season 1 (on two occasions)	Career 1 (on three occasions)	FT's
Career 2 (vs. Monmouth 11/16/07)	Career 1 (on four occasions)	Season --	Career 1 (vs. Savannah State 12/22/08)
Assists	Season 1 (on two occasions)	Minutes	Season 5 (vs. Chicago State 11/17/10)
Career 1 (vs. USC Upstate 11/16/08)	Career --	Career 5 (on two occasions)	
Steals	Season --		
Career 1 (vs. USC Upstate 11/16/08)	Career --		
Blocks	Season --		
Career --	Career --		

Game-By-Game Stats

	Start	FG-A	3P-A	FT-A	Reb	PF	TP	A	TO	BK	S	Min
Georgia Southern		0-2	0-1	0-0	1	0	0	0	0	0	0	3
Liberty		0-0	0-0	0-0	0	0	0	0	0	0	0	1
Chicago State		0-2	0-1	0-0	1	0	0	0	0	0	0	5
Maine		1-1	1-1	0-0	0	0	3	0	0	0	0	3
Georgia					DNP							
California					DNP							
Wisconsin					DNP							
Indiana State					DNP							
Kentucky					DNP							
Gonzaga					DNP							
Stony Brook		0-0	0-0	0-0	0	0	0	1	0	0	0	2
UMBC		0-1	0-1	0-0	0	0	0	1	0	0	0	3
Georgetown					DNP							
Syracuse					DNP							
Connecticut					DNP							
St. John's					DNP							
Marquette					DNP							
St. John's		0-0	0-0	0-0	0	0	0	0	0	0	0	1
Cincinnati					DNP							
Marquette					DNP							
Pittsburgh					DNP							
DePaul		0-0	0-0	0-0	0	0	0	1	0	0	0	1
Rutgers					DNP							
Louisville					DNP							
USF		0-1	0-1	0-0	0	0	0	0	0	0	0	1
West Virginia												
Providence												
Seton Hall												
Villanova												
Connecticut												

Career Stats vs. BIG EAST

Opponent	GP-GS	Min.	FG-A	3PT-A	FT-A	Reb.	A	PF	B	S	Pts.
Cincinnati	0-0	0	0-0	0-0	0-0	0/0.0	0	0	0	0	0/0.0
Connecticut	0-0	0	0-0	0-0	0-0	0/0.0	0	0	0	0	0/0.0
DePaul	1-0	1	0-0	0-0	0-0	0/0.0	1	0	0	0	0/0.0
Georgetown	0-0	0	0-0	0-0	0-0	0/0.0	0	0	0	0	0/0.0
Louisville	0-0	0	0-0	0-0	0-0	0/0.0	0	0	0	0	0/0.0
Marquette	0-0	0	0-0	0-0	0-0	0/0.0	0	0	0	0	0/0.0
Pittsburgh	0-0	0	0-0	0-0	0-0	0/0.0	0	0	0	0	0/0.0
Providence	0-0	0	0-0	0-0	0-0	0/0.0	0	0	0	0	0/0.0
Rutgers	0-0	0	0-0	0-0	0-0	0/0.0	0	0	0	0	0/0.0
St. John's	1-0	1	0-0	0-0	0-0	0/0.0	0	0	0	0	0/0.0
Seton Hall	1-0	1	0-0	0-0	0-0	0/0.0	0	0	0	0	0/0.0
South Florida	1-0	1	0-1	0-1	0-0	0/0.0	0	0	0	0	0/0.0
Syracuse	0-0	0	0-0	0-0	0-0	0/0.0	0	0	0	0	0/0.0
Villanova	0-0	0	0-0	0-0	0-0	0/0.0	0	0	0	0	0/0.0
West Virginia	0-0	0	0-0	0-0	0-0	0/0.0	0	0	0	0	0/0.0

Career Statistics

Season	GP-GS	Min	Avg	FG-A	Pct	3FG-A	Pct	FT-A	Pct	O-D-TOT	Avg	PF-FO	Ast	TO	Blk	Stl	Pts	Avg
2007-08	5-0	11	2.2	2-4	.500	1-3	.333	0-1	.000	1-1-2	0.4	1-0	0	0	0	0	5	1.0
2008-09	6-0	12	2.0	3-7	.429	0-3	.000	1-2	.500	0-0-0	0.0	0-0	3	1	0	2	7	1.2
2009-10	8-0	13	1.6	3-6	.500	2-4	.500	0-0	.000	0-0-0	0.0	2-0	0	1	0	0	8	1.0
2010-11	9-0	20	2.2	1-7	.143	1-5	.200	0-0	.000	2-0-2	0.2	0-0	3	0	0	0	3	0.3
TOTAL	28-0	56	2.0	9-24	.375	4-15	.267	1-3	.333	3-1-4	0.1	3-0	6	2	0	2	23	0.8

Career BIG EAST Statistics

Season	GP-GS	Min	Avg	FG-A	Pct	3FG-A	Pct	FT-A	Pct	O-D-TOT	Avg	PF-FO	Ast	TO	Blk	Stl	Pts	Avg
2007-08	1-0	0	0.0	0-0	.000	0-0	.000	0-0	.000	0-0-0	0.0	0-0	0	0	0	0	0	0.0
2008-09										Did Not Play								
2009-10										Did Not Play								
2010-11	3-0	3	1.0	0-1	.000	0-1	.000	0-0	.000	0-0-0	0.0	0-0	1	0	0	0	0	0.0
TOTAL	4-0	3	0.8	0-1	.000	0-1	.000	0-0	.000	0-0-0	0.0	0-0	1	0	0	0	0	0.0





12 Alex Dragicevich | Freshman • 6-8 • 215 Northbrook, Ill. • Glenbrook North

Career Games With:

Double Figure Points.....	N/A
20-Plus Points.....	N/A
30-Plus Points.....	N/A
10-Plus Rebounds.....	N/A
10-Plus Assists.....	N/A
Double-Double.....	N/A

QUICK HITS:

- Played in 10 games on the season
- Scored first points with the Irish against Georgia Southern, recording 9 points on 2-5 shooting, including a perfect 4-4 from the free throw line
- Also grabbed first rebounds of career against Georgia Southern, pulling down 3 boards in the contest
- Dished out first assist of Irish career against UMBC in a personal-best 11 minutes of play
- Scored first BIG EAST points of career against Marquette, going 1-1 for 2 points in four minutes of play
- Grabbed first career BIG EAST rebound against DePaul
- Drilled first three of BIG EAST career against USF in 78-55 win

Season and Career Bests

Points		FG's	
Season	9 (vs. Georgia Southern 11/12/10)	Season	2 (vs. Georgia Southern 11/12/10)
Career	9 (vs. Georgia Southern 11/12/10)	Career	2 (vs. Georgia Southern 11/12/10)
Rebounds		3PT FG's	
Season	3 (vs. Georgia Southern 11/12/10)	Season	1 (on two occasions)
Career	3 (vs. Georgia Southern 11/12/10)	Career	1 (on two occasions)
Assists		FT's	
Season	1 (on two occasions)	Season	4 (vs. Georgia Southern 11/12/10)
Career	1 (on two occasions)	Career	4 (vs. Georgia Southern 11/12/10)
Steals		Minutes	
Season	--	Season	11 (vs. UMBC 12/22/10)
Career	--	Career	11 (vs. UMBC 12/22/10)
Blocks			
Season	--		
Career	--		

Game-By-Game Stats

	Start	FG-A	3P-A	FT-A	Reb	PF	TP	A	TO	BK	S	Min
Georgia Southern		2-5	1-2	4-4	3	1	9	0	0	0	0	10
Liberty		0-0	0-0	0-0	0	0	0	0	0	0	0	1
Chicago State		1-2	0-0	2-2	1	0	4	0	0	0	0	7
Maine		0-0	0-0	0-0	1	0	0	0	0	0	0	4
Georgia												DNP
California												DNP
Wisconsin												DNP
Indiana State												DNP
Kentucky												DNP
Gonzaga												DNP
Stony Brook		0-0	0-0	0-0	0	0	0	0	0	0	0	4
UMBC		0-3	0-2	1-2	2	0	1	1	0	0	0	11
Georgetown												DNP
Syracuse												DNP
Connecticut												DNP
St. John's												DNP
Marquette		1-1	0-0	0-0	0	0	2	1	0	0	0	4
St. John's		0-2	0-2	1-2	0	0	1	0	1	0	0	3
Cincinnati												DNP
Marquette												DNP
Pittsburgh												DNP
DePaul		0-0	0-0	0-0	1	0	0	0	0	0	0	3
Rutgers												DNP
Louisville												DNP
USF		1-2	1-2	0-0	0	0	3	0	1	0	0	5
West Virginia												
Providence												
Seton Hall												
Villanova												
Connecticut												

Career Stats vs. BIG EAST

Opponent	GP-GS	Min.	FG-A	3PT-A	FT-A	Reb.	A	PF	B	S	Pts.
Cincinnati	0-0	0	0-0	0-0	0-0	0/0.0	0	0	0	0	0/0.0
Connecticut	0-0	0	0-0	0-0	0-0	0/0.0	0	0	0	0	0/0.0
DePaul	1-0	3	0-0	0-0	0-0	1/1.0	0	0	0	0	0/0.0
Georgetown	0-0	0	0-0	0-0	0-0	0/0.0	0	0	0	0	0/0.0
Louisville	0-0	0	0-0	0-0	0-0	0/0.0	0	0	0	0	0/0.0
Marquette	1-0	4	1-1	0-0	0-0	0/0.0	1	0	0	0	2/2.0
Pittsburgh	0-0	0	0-0	0-0	0-0	0/0.0	0	0	0	0	0/0.0
Providence	0-0	0	0-0	0-0	0-0	0/0.0	0	0	0	0	0/0.0
Rutgers	0-0	0	0-0	0-0	0-0	0/0.0	0	0	0	0	0/0.0
St. John's	1-0	3	0-2	0-2	1-2	0/0.0	0	0	0	0	1/1.0
Seton Hall	0-0	0	0-0	0-0	0-0	0/0.0	0	0	0	0	0/0.0
USF	1-0	5	1-2	1-2	0-0	0/0.0	0	0	0	0	3/3.0
Syracuse	0-0	0	0-0	0-0	0-0	0/0.0	0	0	0	0	0/0.0
Villanova	0-0	0	0-0	0-0	0-0	0/0.0	0	0	0	0	0/0.0
West Virginia	0-0	0	0-0	0-0	0-0	0/0.0	0	0	0	0	0/0.0


Career Statistics

Season	GP-GS	Min	Avg	FG-A	Pct	3FG-A	Pct	FT-A	Pct	O-D-TOT	Avg	PF-FO	Ast	TO	Blk	Stl	Pts	Avg
2010-11	10-0	52	5.2	5-15	.333	2-8	.250	8-10	.800	3-5-8	0.8	1-0	2	2	0	0	20	2.0
TOTAL	10-0	52	5.2	5-15	.333	2-8	.250	8-10	.800	3-5-8	0.8	1-0	2	2	0	0	20	2.0

Career BIG EAST Statistics

Season	GP-GS	Min	Avg	FG-A	Pct	3FG-A	Pct	FT-A	Pct	O-D-TOT	Avg	PF-FO	Ast	TO	Blk	Stl	Pts	Avg
2010-11	4-0	15	3.8	2-5	.400	1-4	.250	1-2	.500	0-1-1	0.3	0-0	1	2	0	0	6	1.5
TOTAL	4-0	15	3.8	2-5	.400	1-4	.250	1-2	.500	0-1-1	0.3	0-0	1	2	0	0	6	1.5





14 Scott Martin | Senior • 6-8 • 219 Valparaiso, Ind. • Valparaiso

Career Games With:

Double Figure Points ...28 (15 with ND)
 20-Plus Points..... N/A
 30-Plus Points..... N/A
 10-Plus Rebounds..... 1 (1 with ND)
 10-Plus Assists N/A
 Double-Double 1 (1 with ND)

QUICK HITS:

- Reached double figures 15 times on the season
- Took to the court for first time since '07-08 season against Georgia Southern, scoring 7 points along with 5 rebounds in 22 minutes of play
- Missed contest against Chicago State due to back spasms
- Returned to starting lineup against Maine, recording first game in double figures with the Irish after scoring 15 points
- Reached double figures for second time on season, scoring 11 points against California in Old Spice Classice second round matchup
- Connected on career-high seven field goals (7-12) against Indiana State en route to a 15-point performance
- Played most minutes of career against Gonzaga, logging 35 minutes of action
- Competed in first BIG EAST game with Irish against Georgetown, scoring 11 points in 30 minutes of play
- Dished out a career best 6 assists against Syracuse in the the first road test of the BIG EAST schedule for the Irish
- Pulled down season-best 8 rebounds in win over St. John's (Jan. 8)
- Pulled down career high 11 rebounds against Marquette (Jan. 10), en route to first career double-double (10 pts, 11 rebs.)
- Tied career best with eight free throw makes against Marquette (Jan. 22), (8-10)
- Set career high for points in a BIG EAST game with 15 against DePaul on 6-10 shooting
- Reached new high-water mark in minutes played against Louisville, scoring 6 points with 6 rebounds in 39 minutes
- Tied career high with 3 blocks in 78-55 win over USF

Season and Career Bests

Points	15 (on four occasions) Career 17 (vs. Missouri St. 12/23/07)	FG's	7 (vs. Indiana State 11/30/10) Career 7 (vs. Indiana State 11/30/10)
Rebounds	11 (vs. Marquette 1/10/11) Career 11 (vs. Marquette 1/10/11)	3PT FG's	3 (vs. UMBC 12/22/10) Career 3 (vs. UMBC 12/22/10)
Assists	6 (vs. Syracuse 1/1/11) Career 6 (vs. Syracuse 1/1/11)	FT's	8 (on two occasions) Career 8 (on three occasions)
Steals	2 (on two occasions) Career 4 (vs. Clemson 11/27/07)	Minutes	39 (vs. Louisville 2/9/11) Career 39 (vs. Louisville 2/9/11)
Blocks	3 (vs. USF 2/12/11) Career 3 (on three occasions)		

Game-By-Game Stats

	Start	FG-A	3P-A	FT-A	Reb	PF	TP	A	TO	BK	S	Min
Georgia Southern	*	2-7	0-3	3-3	5	4	7	2	2	0	0	22
Liberty	*	2-9	1-5	1-4	3	0	6	3	2	1	1	29
Chicago State												DNP - Injured
Maine	*	6-8	2-3	1-2	5	2	15	3	2	0	0	28
Georgia	*	2-3	0-1	2-4	2	1	6	0	2	0	0	26
California	*	2-8	0-3	7-8	6	1	11	1	0	1	0	26
Wisconsin	*	1-4	0-0	4-5	7	0	6	1	0	0	0	27
Indiana State	*	7-12	1-4	0-1	5	2	15	2	1	0	0	29
Kentucky	*	3-8	1-4	0-0	5	4	7	1	0	0	0	27
Gonzaga	*	3-6	2-3	1-2	3	4	9	2	3	0	0	35
Stony Brook	*	4-6	1-1	0-0	6	1	9	3	0	0	2	21
UMBC	*	6-10	3-5	0-0	3	1	15	0	1	0	0	21
Georgetown	*	5-9	1-1	0-4	3	1	11	1	1	0	1	30
Syracuse	*	3-9	0-2	4-4	7	2	10	6	5	1	1	34
Connecticut	*	4-12	2-6	3-4	3	4	13	2	2	1	0	31
St. John's	*	5-11	0-4	2-3	8	1	12	3	0	0	0	35
Marquette	*	4-15	1-6	1-2	11	4	10	1	3	0	0	36
St. John's	*	2-7	0-2	0-1	4	4	4	0	2	0	0	29
Cincinnati	*	4-8	2-2	1-3	8	1	11	1	2	0	0	34
Marquette	*	1-5	0-1	8-10	3	2	10	2	2	1	0	33
Pittsburgh	*	3-10	3-6	1-2	1	2	10	1	1	0	0	36
DePaul	*	6-10	1-2	2-2	7	2	15	1	0	0	2	30
Rutgers	*	3-6	0-1	8-9	2	2	14	3	1	0	0	34
Louisville	*	2-8	1-3	1-2	6	1	6	4	2	0	1	39
USF	*	4-6	2-3	0-0	7	0	10	2	2	3	1	30
West Virginia												
Providence												
Seton Hall												
Villanova												
Connecticut												

Career Stats vs. BIG EAST

Opponent	GP-GS	Min.	FG-A	3PT-A	FT-A	Reb.	A	PF	B	S	Pts.
Cincinnati	1-1	34	4-8	2-2	1-3	8/8.0	1	1	0	0	11/11.0
Connecticut	1-1	31	4-12	2-6	3-4	3/3.0	2	4	1	0	13/13.0
DePaul	2-2	66	9-20	4-8	3-4	8/4.0	2	4	0	2	25/12.5
Georgetown	1-1	30	5-9	1-1	0-4	3/3.0	1	1	0	1	11/11.0
Louisville	2-2	61	5-14	1-4	6-10	9/4.5	4	5	0	2	17/8.5
Marquette	2-2	69	5-20	1-7	9-12	14/7.0	3	6	1	0	20/10.0
Pittsburgh	0-0	0	0-0	0-0	0-0	0/0.0	0	0	0	0	0/0.0
Providence	0-0	0	0-0	0-0	0-0	0/0.0	0	0	0	0	0/0.0
Rutgers	1-1	34	3-6	0-1	8-9	2/2.0	3	2	0	0	14/14.0
St. John's	2-2	64	7-18	0-6	2-4	12/6.0	3	5	0	0	16/8.0
Seton Hall	0-0	0	0-0	0-0	0-0	0/0.0	0	0	0	0	0/0.0
USF	1-1	30	4-6	2-3	0-0	7/7.0	2	0	3	1	10/10.0
Syracuse	1-1	34	3-9	0-2	4-4	7/7.0	6	2	1	1	10/10.0
Villanova	0-0	0	0-0	0-0	0-0	0/0.0	0	0	0	0	0/0.0
West Virginia	0-0	0	0-0	0-0	0-0	0/0.0	0	0	0	0	0/0.0

Career Statistics

Season	GP-GS	Min	Avg	FG-A	Pct	3FG-A	Pct	FT-A	Pct	O-D-TOT	Avg	PF-FO	Ast	TO	Blk	Stl	Pts	Avg
2007-08	32-8	700	21.9	84-225	.373	26-83	.313	78-112	.696	42-79-121	3.8	78-3	44	48	21	31	272	8.5
2008-09																		
2009-10																		
2010-11	24-24	722	30.1	84-197	.426	24-71	.338	50-75	.667	25-95-120	5.0	46-0	45	36	8	9	242	10.1
TOTAL	56-32	1422	25.4	168-422	.394	50-154	.325	128-187	.684	67-174-241	4.3	124-3	89	84	29	40	514	9.2

Career BIG EAST Statistics

Season	GP-GS	Min	Avg	FG-A	Pct	3FG-A	Pct	FT-A	Pct	O-D-TOT	Avg	PF-FO	Ast	TO	Blk	Stl	Pts	Avg
2008-09																		
2009-10																		
2010-11	13-13	431	33.2	46-116	.397	13-39	.333	31-46	.674	12-58-70	5.4	26-0	27	23	6	6	136	10.5
TOTAL	13-13	431	33.2	46-116	.397	13-39	.333	31-46	.674	12-58-70	5.4	26-0	27	23	6	6	136	10.5





21 Tim Abromaitis | Graduate Student • 6-8 • 235 Unionville, Conn. • Farmington

Career Games With:

Double Figure Points.....	49
20-Plus Points.....	17
30-Plus Points.....	2
10-Plus Rebounds.....	4
10-Plus Assists.....	N/A
Double-Double.....	3

QUICK HITS:

- Has started 51 of the last 52 contests for the Irish
- Reached double-figure points 21 times this season
- Eclipsed 20 points in a game eight times this season
- Posted 30+ minutes of action in 19 games this season
- Posted first double-double of the season against Chicago State, notching 21 points along with 10 rebounds
- Set career high in assists against Chicago State, dishing out 7 assists
- Had best scoring game of young season, posting 26 points (8-9 FG's, 4-5 3FG's) against Maine
- Named Old Spice Classic tournament MVP along with All-Tournament team member, averaging 14.0 PPG, including a 25-point outburst against Georgia in a career best 46 minutes of play
- Recorded a career best in rebounds, pulling down 11 boards against California in second round of Old Spice Classic
- Selected to the BIG EAST Weekly Honor Roll (Nov. 29 and Dec. 27)
- Posted third double-double of career and second of the season with his 21-point, 11-rebound performance against UMBC
- Tied career-best with five three pointers (5-7) in BIG EAST opener against Georgetown, finishing with a team-best 20 points
- Set a career high with three steals against DePaul
- Named Capital One Academic All-District V First Team
- Eclipsed the 20-point mark against Louisville, scoring 23 on 6-13 shooting and 9-9 from the FT line

Opponent	GP-GS	Min.	FG-A	3PT-A	FT-A	Reb.	A	PF	B	S	Pts.
Cincinnati	3-3	98	15-30	6-10	14-17	17/5.7	5	9	1	3	50/16.7
Connecticut	3-2	109	13-30	5-14	6-12	15/5.0	3	6	1	4	37/12.3
DePaul	2-2	62	13-25	6-12	11-12	10/5.0	4	3	0	4	43/21.5
Georgetown	3-2	75	13-31	6-16	9-9	8/2.7	4	3	2	2	41/13.7
Louisville	2-2	89	17-31	4-8	14-15	13/6.5	2	5	2	1	52/26.0
Marquette	4-3	110	12-32	3-14	9-11	17/4.3	4	6	0	1	36/9.0
Pittsburgh	3-3	102	7-15	3-6	9-10	9/3.0	1	3	3	0	26/8.7
Providence	1-1	30	8-14	5-8	1-2	7/7.0	1	2	0	0	22/22.0
Rutgers	2-2	72	10-21	4-11	3-4	18/9.0	3	5	0	0	27/13.5
St. John's	3-3	113	15-31	7-15	9-11	18/6.0	5	8	0	3	46/15.3
Seton Hall	3-2	66	5-13	3-7	14-14	14/4.7	2	5	0	0	27/9.0
USF	3-3	91	12-24	5-11	1-1	11/3.7	6	5	1	3	30/10.0
Syracuse	2-2	76	16-32	8-17	1-3	9/4.5	5	7	1	1	41/20.5
Villanova	1-1	37	3-13	2-8	8-10	5/5.0	2	3	0	0	16/16.0
West Virginia	2-2	64	6-14	3-7	9-11	11/5.5	2	6	0	2	24/12.0

Career Stats vs. BIG EAST

Points		FG's	
Season	26 (vs. Maine 11/22/10)	Season	8 (vs. Maine 11/22/10)
Career	31 (vs. UCF 12/6/09)	Career	11 (vs. Louisville 2/17/10)
Rebounds		3PT FG's	
Season	11 (on two occasions)	Season	5 (vs. Georgetown 12/29/10)
Career	11 (on two occasions)	Career	5 (on four occasions)
Assists		FT's	
Season	7 (vs. Chicago State 11/17/10)	Season	9 (on two occasions)
Career	7 (vs. Chicago State 11/17/10)	Career	12 (vs. Seton Hall 2/11/10)
Steals		Minutes	
Season	3 (vs. DePaul 2/3/11)	Season	46 (vs. Georgia 11/25/10)
Career	3 (vs. DePaul 2/3/11)	Career	46 (vs. Georgia 11/25/10)
Blocks			
Season	2 (on two occasions)		
Career	2 (on three occasions)		

Season and Career Bests

Game-By-Game Stats

	Start	FG-A	3P-A	FT-A	Reb	PF	TP	A	TO	BK	S	Min
Georgia Southern	*	2-13	1-7	5-6	5	1	10	3	1	0	0	22
Liberty	*	4-12	2-9	3-4	7	2	13	0	2	1	2	34
Chicago State	*	6-15	1-8	8-9	10	0	21	7	0	1	1	30
Maine	*	8-9	4-5	6-6	3	2	26	3	0	0	1	27
Georgia	*	6-11	4-5	9-12	6	4	25	0	2	0	1	46
California	*	2-10	0-4	3-5	11	1	7	2	1	2	0	37
Wisconsin	*	3-11	0-2	4-4	9	2	10	0	2	0	0	36
Indiana State	*	4-11	3-7	2-2	4	3	13	3	1	0	1	33
Kentucky	*	1-7	0-4	2-2	8	1	4	2	1	1	0	31
Gonzaga	*	7-13	4-6	3-3	8	1	21	4	1	0	0	39
Sony Brook	*	8-13	2-5	4-5	8	0	22	3	2	2	1	31
UMBC	*	7-12	3-7	4-5	11	0	21	2	3	2	2	26
Georgetown	*	6-12	5-7	3-3	4	1	20	1	3	0	1	39
Syracuse	*	6-15	3-6	0-1	7	3	15	2	4	0	1	38
Connecticut	*	6-9	3-5	4-10	7	2	19	1	3	1	2	39
St. John's	*	4-9	2-5	2-2	9	3	12	4	2	0	1	39
Marquette	*	4-8	1-3	1-1	4	4	10	0	3	0	1	33
St. John's	*	4-11	1-4	1-1	3	4	10	0	5	0	1	35
Cincinnati	*	4-10	2-5	2-2	6	3	12	1	0	0	0	32
Marquette	*	2-6	1-2	1-2	4	2	6	0	2	0	0	33
Pittsburgh	*	0-0	0-0	2-2	2	1	2	0	0	1	0	29
DePaul	*	4-9	1-3	4-4	4	3	13	1	2	0	3	29
Rutgers	*	4-8	1-4	1-2	8	1	10	1	2	0	0	33
Louisville	*	6-13	2-4	9-9	8	1	23	2	0	1	1	44
USF	*	5-8	2-3	0-0	3	2	12	1	2	1	2	28
West Virginia												
Providence												
Seton Hall												
Villanova												
Connecticut												

Career Statistics

Season	GP-GS	Min	Avg	FG-A	Pct	3FG-A	Pct	FT-A	Pct	O-D-TOT	Avg	PF-FO	Ast	TO	Blk	Stl	Pts	Avg
2007-08	12-0	40	3.3	6-21	.286	1-8	.125	7-7	1.000	5-7-12	1.0	5-0	3	4	1	1	20	1.7
2008-09										Did Not Play								
2009-10	35-26	1104	31.5	183-370	.495	81-189	.429	117-134	.873	43-123-166	4.7	76-1	52	42	11	17	564	16.1
2010-11	25-25	843	33.7	113-255	.443	48-120	.400	83-102	.814	34-125-159	6.4	47-0	43	44	13	22	357	14.3
TOTAL	72-51	1987	27.6	302-646	.467	130-317	.410	207-243	.852	82-255-337	4.7	128-1	98	90	25	40	941	13.1

Career BIG EAST Statistics

Season	GP-GS	Min	Avg	FG-A	Pct	3FG-A	Pct	FT-A	Pct	O-D-TOT	Avg	PF-FO	Ast	TO	Blk	Stl	Pts	Avg
2007-08	3-0	5	1.7	1-2	.500	0-1	.000	2-2	1.000	0-0-0	0.0	1-0	1	1	0	0	4	1.3
2008-09										Did Not Play								
2009-10	18-17	647	35.9	102-217	.470	45-109	.413	78-90	.867	28-74-102	5.7	37-1	34	25	6	9	327	18.2
2010-11	13-13	451	34.7	55-118	.466	24-51	.471	30-39	.769	16-53-69	5.3	30-0	14	28	4	13	164	12.6
TOTAL	34-30	1103	32.4	158-337	.469	69-161	.429	110-131	.840	44-127-171	5.0	68-1	49	54	10	22	495	14.6





22 Jerian Grant | Freshman • 6-5 • 185 Bowie, Md. • DeMatha

Career Games With:

Double Figure Points.....	N/A
20-Plus Points.....	N/A
30-Plus Points.....	N/A
10-Plus Rebounds.....	N/A
10-Plus Assists.....	N/A
Double-Double.....	N/A

QUICK HITS:

- Has not played during the 2010-11 season
- Missed first four game of the season while recovering from injury

Season and Career Bests

Points		FG's	
Season	--	Season	--
Career	--	Career	--
Rebounds		3PT FG's	
Season	--	Season	--
Career	--	Career	--
Assists		FT's	
Season	--	Season	--
Career	--	Career	--
Steals		Minutes	
Season	--	Season	--
Career	--	Career	--
Blocks			
Season	--		
Career	--		

Game-By-Game Stats

	Start	FG-A	3P-A	FT-A	Reb	PF	TP	A	TO	BK	S	Min
Georgia Southern												DNP - Injured
Liberty												DNP - Injured
Chicago State												DNP - Injured
Maine												DNP - Injured
Georgia												DNP
California												DNP
Wisconsin												DNP
Indiana State												DNP
Kentucky												DNP
Gonzaga												DNP
Stony Brook												DNP
UMBC												DNP
Georgetown												DNP
Syracuse												DNP
Connecticut												DNP
St. John's												DNP
Marquette												DNP
St. John's												DNP
Cincinnati												DNP
Marquette												DNP
Pittsburgh												DNP
DePaul												DNP
Rutgers												DNP
Louisville												DNP
USF												DNP
West Virginia												DNP
Providence												DNP
Seton Hall												DNP
Villanova												DNP
Connecticut												DNP

Career Stats vs. BIG EAST

Opponent	GP-GS	Min.	FG-A	3PT-A	FT-A	Reb.	A	PF	B	S	Pts.
Cincinnati	0-0	0	0-0	0-0	0-0	0/0.0	0	0	0	0	0/0.0
Connecticut	0-0	0	0-0	0-0	0-0	0/0.0	0	0	0	0	0/0.0
DePaul	0-0	0	0-0	0-0	0-0	0/0.0	0	0	0	0	0/0.0
Georgetown	0-0	0	0-0	0-0	0-0	0/0.0	0	0	0	0	0/0.0
Louisville	0-0	0	0-0	0-0	0-0	0/0.0	0	0	0	0	0/0.0
Marquette	0-0	0	0-0	0-0	0-0	0/0.0	0	0	0	0	0/0.0
Pittsburgh	0-0	0	0-0	0-0	0-0	0/0.0	0	0	0	0	0/0.0
Providence	0-0	0	0-0	0-0	0-0	0/0.0	0	0	0	0	0/0.0
Rutgers	0-0	0	0-0	0-0	0-0	0/0.0	0	0	0	0	0/0.0
St. John's	0-0	0	0-0	0-0	0-0	0/0.0	0	0	0	0	0/0.0
Seton Hall	0-0	0	0-0	0-0	0-0	0/0.0	0	0	0	0	0/0.0
USF	0-0	0	0-0	0-0	0-0	0/0.0	0	0	0	0	0/0.0
Syracuse	0-0	0	0-0	0-0	0-0	0/0.0	0	0	0	0	0/0.0
Villanova	0-0	0	0-0	0-0	0-0	0/0.0	0	0	0	0	0/0.0
West Virginia	0-0	0	0-0	0-0	0-0	0/0.0	0	0	0	0	0/0.0

Career Statistics

Season	GP-GS	Min	Avg	FG-A	Pct	3FG-A	Pct	FT-A	Pct	O-D-TOT	Avg	PF-FO	Ast	TO	Blk	Stl	Pts	Avg	
2010-11																			
TOTAL																			

Career BIG EAST Statistics

Season	GP-GS	Min	Avg	FG-A	Pct	3FG-A	Pct	FT-A	Pct	O-D-TOT	Avg	PF-FO	Ast	TO	Blk	Stl	Pts	Avg	
2010-11																			
TOTAL																			





23 Ben Hansbrough | Senior • 6-3 • 203 Poplar Bluff, Mo. • Poplar Bluff

Career Games With:

Double Figure Points72 (46 at ND)
 20-Plus Points.....17 (13 at ND)
 30-Plus Points.....N/A
 10-Plus Rebounds.....1 (1 at ND)
 10-Plus Assists2 (2 at ND)
 Double-Double2 (2 at ND)

QUICK HITS:

- Has started all 60 contests since putting on an Irish uniform
- Recorded his eighth career 20-point game in the season-opener against Georgia Southern
- Has reached double figures in points in 23 contests this season, including 10 times reaching the 20-point mark
- Has led the team in scoring in 14 games this season
- Tied a then-career high with 5 three pointers against Liberty, marking the fourth time he had hit that many threes
- Set a new career high in three pointers against Chicago State, drilling 6-10 from beyond the arc
- Set a season high for assists on the season when he dished out 9 against Maine
- Posted best rebounding total of the season, recording an identical 6 boards in back-to-back games at the Old Spice Classic against California and Wisconsin
- Recorded then-career best 24 points against Indiana State, aided by knocking down a career high 8 field goals (8-12)
- Selected to the BIG EAST Weekly Honor Roll (Nov. 22, Jan. 24, Jan. 31, Feb. 7)
- Tied a then-career high with 10 FT's against Georgetown in the BIG EAST opener, going 10-10 en route to a 17-point performance
- Scored then-career high 26 points against St. John's (Jan. 8) on 8-15 shooting, including a perfect 6-6 from the FT line
- Named BIG EAST Player of The Week (Jan. 10)
- Reached double figures in 10 straight games (Wisconsin through St. John's) marking a personal best streak
- Connected on a career-best 11 free throws (11-12) against Cincinnati, scoring 13 points
- Scored career best 28 points against Marquette (Jan. 22) on 10-15 shooting, which also set a career high in made FG's
- Matched career high in free throws made (11) against Rutgers, en route to scoring 25 points
- Has reached 20+-point mark in three consecutive games (DePaul (24), Rutgers (25), Louisville (25))
- Named to Naismith Trophy Midseason 30

Season and Career Bests

Points	Season 28 (vs. Marquette 1/22/11)	FG's	Season 10 (vs. Marquette 1/22/11)
Career 28 (vs. Marquette 1/22/11)	Career 10 (vs. Marquette 1/22/11)	3PT FG's	Season 6 (vs. Chicago State 11/17/10)
Rebounds	Season 6 (on four occasions)	Career 6 (vs. Chicago State 11/17/10)	FT's
Career 10 (vs. DePaul 1/23/10)	Season 11 (on two occasions)	Career 11 (on two occasions)	Season 11 (on two occasions)
Assists	Season 9 (vs. Maine 11/22/10)	Career 11 (on two occasions)	Minutes
Career 10 (on two occasions)	Season 4 (vs. St. John's 1/8/11)	Season 45 (vs. Georgia 11/25/10)	Career 48 (vs. Louisville 2/17/10)
Steals	Career 4 (on five occasions)	Blocks	Season 1 (vs. Marquette 1/22/11)
Season 4 (vs. St. John's 1/8/11)	Career 1 (on six occasions)		

Game-By-Game Stats

	Start	FG-A	3P-A	FT-A	Reb	PF	TP	A	TO	BK	S	Min
Georgia Southern	*	7-10	4-7	2-2	3	3	20	4	2	0	2	24
Liberty	*	7-13	5-8	0-0	2	3	19	4	1	0	1	34
Chicago State	*	7-13	6-10	2-5	5	2	22	6	2	0	0	30
Maine	*	2-7	1-2	6-6	2	2	11	9	3	0	0	30
Georgia	*	3-9	1-3	6-9	5	4	13	2	5	0	0	45
California	*	1-3	1-3	4-6	6	3	7	1	2	0	1	30
Wisconsin	*	4-10	1-4	1-1	6	2	10	1	1	0	1	38
Indiana State	*	8-12	4-5	4-4	2	2	24	5	4	0	1	33
Kentucky	*	7-15	5-9	2-3	0	4	21	2	3	0	1	38
Gonzaga	*	3-7	1-2	6-9	3	2	13	3	2	0	1	36
Stony Brook	*	4-14	2-7	4-4	4	2	14	8	0	0	1	28
UMBC	*	3-9	1-6	3-4	3	1	10	3	2	0	2	23
Georgetown	*	3-11	1-3	10-10	6	3	17	3	2	0	2	37
Syracuse	*	5-13	2-8	0-0	3	2	12	5	0	0	2	37
Connecticut	*	7-16	2-6	5-6	5	2	21	4	2	0	1	40
St. John's	*	8-15	4-9	6-6	4	4	26	3	2	0	4	37
Marquette	*	3-9	0-1	3-3	2	2	9	2	4	0	3	36
St. John's	*	6-10	2-6	4-4	4	4	18	2	3	0	0	34
Cincinnati	*	1-8	0-2	11-12	3	2	13	5	2	0	2	39
Marquette	*	10-15	2-5	6-6	5	3	28	6	0	1	0	39
Pittsburgh	*	8-14	1-6	2-3	4	3	19	7	5	0	1	39
DePaul	*	7-12	5-8	5-9	3	1	24	3	1	0	1	34
Rutgers	*	6-15	2-8	11-13	6	0	25	5	4	0	1	39
Louisville	*	9-17	5-10	2-4	6	4	25	2	4	0	1	41
USF	*	5-10	0-2	2-3	2	2	12	8	2	0	2	27
West Virginia												
Providence												
Seton Hall												
Villanova												
Connecticut												

Career Stats vs. BIG EAST

Opponent	GP-GS	Min.	FG-A	3PT-A	FTA	Reb.	A	PF	B	S	Pts.
Cincinnati	3-3	117	8-25	3-14	14-18	12/4.0	19	8	0	4	33/11.0
Connecticut	3-3	118	11-35	5-16	14-18	12/4.0	7	11	0	7	41/13.7
DePaul	2-2	68	11-21	7-12	10-16	13/6.5	10	2	0	1	39/19.5
Georgetown	2-2	76	10-21	4-8	14-15	9/4.5	7	6	1	3	38/19.0
Louisville	2-2	89	13-31	8-20	12-16	14/7.0	5	5	0	3	46/23.0
Marquette	3-3	117	14-30	2-11	11-11	9/3.0	11	9	1	4	41/13.7
Pittsburgh	3-3	113	16-30	3-13	4-6	16/5.3	14	8	1	2	39/13.0
Providence	1-1	39	3-8	1-5	3-5	8/8.0	10	2	1	0	10/10.0
Rutgers	2-2	76	12-27	5-12	14-16	11/5.5	10	3	0	5	43/21.5
St. John's	3-3	113	19-33	9-19	10-10	12/4.0	8	11	0	4	57/19.0
Seton Hall	2-2	72	6-16	3-9	2-3	6/3.0	5	5	1	1	17/8.5
USF	3-3	92	10-25	3-10	5-9	10/3.3	13	7	0	2	28/9.3
Syracuse	2-2	68	7-20	4-15	3-3	4/2.0	7	6	0	2	21/10.5
Villanova	1-1	19	2-3	1-2	2-2	1/1.0	2	5	0	1	7/7.0
West Virginia	2-2	79	7-16	5-9	4-8	11/5.5	13	3	0	2	23/11.5


Career Statistics

Season	GP-GS	Min	Avg	FG-A	Pct	3FG-A	Pct	FT-A	Pct	O-D-TOT	Avg	PF-FO	Ast	TO	Blk	Stl	Pts	Avg
2006-07	35-9	827	23.6	75-175	.429	47-114	.440	58-74	.784	15-83-98	2.8	60-1	112	65	0	35	255	7.3
2007-08	30-28	1005	33.5	98-236	.415	62-173	.358	56-71	.789	20-95-115	3.8	68-2	77	48	2	31	314	10.5
2008-09										Did Not Play Due To Transfer Rules								
2009-10	35-35	1241	35.5	129-284	.454	67-162	.414	94-129	.729	29-107-136	3.9	82-2	153	63	5	37	419	12.0
2010-11	25-25	868	34.7	134-287	.467	58-140	.414	107-132	.811	20-74-94	3.8	62-0	103	58	1	31	433	17.3
TOTAL	125-97	3941	31.5	436-982	.444	234-589	.397	315-406	.776	84-359-443	3.5	272-5	445	234	8	134	1421	11.4

Career BIG EAST Statistics

Season	GP-GS	Min	Avg	FG-A	Pct	3FG-A	Pct	FT-A	Pct	O-D-TOT	Avg	PF-FO	Ast	TO	Blk	Stl	Pts	Avg
2009-10	18-18	670	37.2	62-149	.416	31-86	.360	50-70	.714	18-69-87	4.8	52-2	76	36	3	19	205	11.4
2010-11	13-13	479	36.8	78-165	.473	26-74	.351	67-79	.848	10-43-53	4.1	32-0	55	31	1	20	249	19.2
TOTAL	31-31	1149	37.1	140-314	.446	57-160	.356	117-149	.785	28-112-140	4.5	84-2	131	67	4	39	454	14.6





25 Tom Knight | Sophomore • 6-10 • 253 Dixfield, Maine • Dirigo

Career Games With:

Double Figure Points.....	N/A
20-Plus Points.....	N/A
30-Plus Points.....	N/A
10-Plus Rebounds.....	N/A
10-Plus Assists.....	N/A
Double-Double.....	N/A

QUICK HITS:

- After sitting out last season, scored first points of Irish career against Georgia Southern in a 7-point, 4-rebound performance over his 9 minutes of game time
- Has seen playing time in 11 games on the year
- Recorded first block of Irish career against Chicago State
- Tied career bests in points (7), field goals (3), blocks (1) along with minutes (9), while also setting a new best with 5 rebounds against UMBC
- Saw time in first BIG EAST game of career against Syracuse
- Pulled down first BIG EAST rebound against Marquette (Jan. 10)
- Scored first career BIG EAST points, recording 2 pts. against DePaul on 1-1 shooting

Season and Career Bests

Points		FG's	
Season	7 (on two occasions)	Season	3 (on two occasions)
Career	7 (on two occasions)	Career	3 (on two occasions)
Rebounds		3PT FG's	
Season	5 (vs. UMBC 12/22/10)	Season	--
Career	5 (vs. UMBC 12/22/10)	Career	--
Assists		FT's	
Season	1 (on two occasions)	Season	1 (on two occasions)
Career	1 (on two occasions)	Career	1 (on two occasions)
Steals		Minutes	
Season	--	Season	9 (on two occasions)
Career	--	Career	9 (on two occasions)
Blocks			
Season	1 (on two occasions)		
Career	1 (on two occasions)		

Game-By-Game Stats

	Start	FG-A	3P-A	FT-A	Reb	PF	TP	A	TO	BK	S	Min
Georgia Southern		3-3	0-0	1-1	4	1	7	1	1	0	0	9
Liberty		0-1	0-0	0-0	1	0	0	1	0	0	0	1
Chicago State		0-2	0-0	0-0	2	0	0	0	0	1	0	7
Maine		1-2	0-0	0-0	0	0	2	0	0	0	0	6
Georgia												DNP
California												DNP
Wisconsin												DNP
Indiana State												DNP
Kentucky												DNP
Gonzaga												DNP
Stony Brook		0-2	0-0	0-0	1	0	0	0	0	0	0	4
UMBC		3-5	0-0	1-1	5	0	7	0	0	1	0	9
Georgetown												DNP
Syracuse		0-0	0-0	0-0	0	0	0	0	0	0	0	0+
Connecticut												DNP
St. John's												DNP
Marquette		0-0	0-0	0-0	1	0	0	0	0	0	0	2
St. John's		0-0	0-0	0-0	0	0	0	0	0	0	0	1
Cincinnati												DNP
Marquette												DNP
Pittsburgh												DNP
DePaul		1-1	0-0	0-0	0	0	2	0	0	0	0	2
Rutgers												DNP
Louisville												DNP
USF		0-2	0-0	0-0	0	0	0	0	0	0	0	5
West Virginia												
Providence												
Seton Hall												
Villanova												
Connecticut												

Career Stats vs. BIG EAST

Opponent	GP-GS	Min.	FG-A	3PT-A	FT-A	Reb.	A	PF	B	S	Pts.
Cincinnati	0-0	0	0-0	0-0	0-0	0/0.0	0	0	0	0	0/0.0
Connecticut	0-0	0	0-0	0-0	0-0	0/0.0	0	0	0	0	0/0.0
DePaul	1-0	2	1-1	0-0	0-0	0/0.0	0	0	0	0	2/2.0
Georgetown	0-0	0	0-0	0-0	0-0	0/0.0	0	0	0	0	0/0.0
Louisville	0-0	0	0-0	0-0	0-0	0/0.0	0	0	0	0	0/0.0
Marquette	1-0	2	0-0	0-0	0-0	1/1.0	0	0	0	0	0/0.0
Pittsburgh	0-0	0	0-0	0-0	0-0	0/0.0	0	0	0	0	0/0.0
Providence	0-0	0	0-0	0-0	0-0	0/0.0	0	0	0	0	0/0.0
Rutgers	0-0	0	0-0	0-0	0-0	0/0.0	0	0	0	0	0/0.0
St. John's	1-0	0	0-0	0-0	0-0	0/0.0	0	0	0	0	0/0.0
Seton Hall	0-0	0	0-0	0-0	0-0	0/0.0	0	0	0	0	0/0.0
USF	1-0	5	0-2	0-0	0-0	0/0.0	0	0	0	0	0/0.0
Syracuse	1-0	0+	0-0	0-0	0-0	0/0.0	0	0	0	0	0/0.0
Villanova	0-0	0	0-0	0-0	0-0	0/0.0	0	0	0	0	0/0.0
West Virginia	0-0	0	0-0	0-0	0-0	0/0.0	0	0	0	0	0/0.0


Career Statistics

Season	GP-GS	Min	Avg	FG-A	Pct	3FG-A	Pct	FT-A	Pct	O-D-TOT	Avg	PF-FO	Ast	TO	Blk	Stl	Pts	Avg	
2009-10										Did Not Play									
2010-11	11-0	46	4.2	8-18	.444	0-0	.000	2-2	1.000	7-7-14	1.3	1-0	2	1	2	0	18	1.6	
TOTAL	11-0	46	4.2	8-18	.444	0-0	.000	2-2	1.000	7-7-14	1.3	1-0	2	1	2	0	18	1.6	

Career BIG EAST Statistics

Season	GP-GS	Min	Avg	FG-A	Pct	3FG-A	Pct	FT-A	Pct	O-D-TOT	Avg	PF-FO	Ast	TO	Blk	Stl	Pts	Avg	
2009-10										Did Not Play									
2010-11	5-0	10	2.0	1-3	.333	0-0	.000	0-0	.000	1-0-1	0.2	0-0	0	0	0	0	2	0.4	
TOTAL	5-0	10	2.0	1-3	.333	0-0	.000	0-0	.000	1-0-1	0.2	0-0	0	0	0	0	2	0.4	





32 Joey Brooks | Sophomore • 6-6 • 215 Houston, Texas • Strake Jesuit Prep School

Career Games With:

Double Figure Points	1
20-Plus Points	N/A
30-Plus Points	N/A
10-Plus Rebounds	N/A
10-Plus Assists	N/A
Double-Double	N/A

QUICK HITS:

- Has played in 21 games on season
- Recorded double-digit minutes of action in eight contests this season
- Played then-career high in minutes in the season opener against Georgia Southern, seeing 19 minutes of action (7 points, 3 rebounds)
- Also set career high in steals against Georgia Southern with 3
- Matched his career high of four rebounds against Chicago State
- Pulled down personal best four rebounds for second time on the season and third time of career, while setting passing off a career-high three assists against UMBC
- Made a season-best 5 free throws against St. John's (Jan. 8) in nine minutes of action
- Posted most minutes in career and in a BIG EAST game (24) against St. John's (Jan. 16)

Opponent	Career Stats vs. BIG EAST										
	GP-GS	Min.	FG-A	3PT-A	FT-A	Reb.	A	PF	B	S	Pts.
Cincinnati	3-0	8	1-3	1-3	0-1	3/1.0	0	0	0	0	3/1.0
Connecticut	3-0	8	0-0	0-0	0-0	1/0.3	1	2	0	0	0/0.0
DePaul	2-0	11	0-0	0-0	2-2	1/0.5	0	0	0	0	2/1.0
Georgetown	0-0	0	0-0	0-0	0-0	0/0.0	0	0	0	0	0/0.0
Louisville	1-0	2	0-0	0-0	0-0	0/0.0	0	1	0	0	0/0.0
Marquette	2-0	18	1-2	0-0	1-4	1/0.5	0	3	0	2	3/1.5
Pittsburgh	0-0	0	0-0	0-0	0-0	0/0.0	0	0	0	0	0/0.0
Providence	0-0	0	0-0	0-0	0-0	0/0.0	0	0	0	0	0/0.0
Rutgers	2-0	5	0-1	0-0	0-0	0/0.0	0	0	0	1	0/0.0
St. John's	3-0	38	1-1	0-0	9-16	5/1.7	0	4	0	2	11/3.7
Seton Hall	2-0	8	1-1	0-0	1-2	0/0.0	0	2	0	1	3/1.5
USF	1-0	9	0-1	0-0	0-2	0/0.0	0	1	0	0	0/0.0
Syracuse	1-0	1	0-0	0-0	0-0	0/0.0	0	0	0	0	0/0.0
Villanova	1-0	7	1-2	0-0	0-0	0/0.0	1	0	0	1	2/2.0
West Virginia	1-0	9	2-3	1-1	0-0	0/0.0	0	1	0	0	5/5.0

Season and Career Bests		
Points		
Season	7 (vs. Georgia Southern 11/12/10)	FG's
Career	12 (vs. Bucknell 12/22/09)	Season
		Career
Rebounds		
Season	4 (on three occasions)	3PT FG's
Career	4 (on four occasions)	Season
		Career
Assists		
Season	3 (vs. UMBC 12/22/10)	FT's
Career	3 (vs. UMBC 12/22/10)	Season
		Career
Steals		
Season	3 (vs. Georgia Southern 11/12/10)	Minutes
Career	3 (vs. Georgia Southern 11/12/10)	Season
		Career
Blocks		
Season	--	
Career	--	

Game-By-Game Stats

	Start	FG-A	3P-A	FT-A	Reb	PF	TP	A	TO	BK	S	Min
Georgia Southern	3-7	1-4	0-0	0-0	3	2	7	2	1	0	3	19
Liberty	2-2	0-0	0-0	0-0	3	1	4	1	0	0	0	12
Chicago State	1-6	0-4	3-6	4	0	5	1	2	0	1	17	
Maine	0-0	0-0	0-0	0	2	0	1	1	0	0	9	
Georgia	0-0	0-0	0-0	0	0	0	0	1	0	0	2	
California	0-0	0-0	0-0	0	1	0	0	0	0	0	5	
Wisconsin												DNP
Indiana State	0-0	0-0	2-4	3	1	2	1	0	0	0	11	
Kentucky	0-0	0-0	0-0	0	0	0	0	0	0	0	4	
Gonzaga	0-0	0-0	0-2	0	0	0	0	0	0	1	1	
Stony Brook	3-5	0-0	0-0	2	2	6	1	2	0	0	10	
UMBC	0-4	0-1	0-0	4	1	0	3	3	0	0	17	
Georgetown												DNP
Syracuse	0-0	0-0	0-0	0	0	0	0	0	0	0	1	
Connecticut	0-0	0-0	0-0	0	0	0	0	0	0	0	7	
St. John's	0-0	0-0	5-8	1	1	5	0	1	0	0	9	
Marquette	1-2	0-0	1-2	1	3	3	0	0	0	2	17	
St. John's	1-1	0-0	2-6	4	3	4	0	2	0	2	24	
Cincinnati	0-2	0-2	0-1	2	0	0	0	0	0	0	5	
Marquette	0-0	0-0	0-2	0	0	0	0	0	0	0	1	
Pittsburgh												DNP
DePaul	0-0	0-0	2-2	0	0	2	0	1	0	0	9	
Rutgers	0-0	0-0	0-0	0	0	0	0	0	0	0	2	
Louisville												DNP
USF	0-1	0-0	0-2	0	1	0	0	1	0	0	9	
West Virginia												
Providence												
Seton Hall												
Villanova												
Connecticut												


Career Statistics

Season	GP-GS	Min	Avg	FG-A	Pct	3FG-A	Pct	FT-A	Pct	O-D-TOT	Avg	PF-FO	Ast	TO	Blk	Stl	Pts	Avg
2009-10	22-0	86	3.9	15-31	.484	4-7	.571	11-16	.688	5-4-9	0.4	12-0	4	5	0	9	45	2.0
2010-11	21-0	191	9.1	11-30	.367	1-11	.091	15-35	.429	6-21-27	1.3	19-0	10	15	0	9	38	1.8
TOTAL	43-0	277	6.4	26-61	.426	5-18	.278	26-51	.510	11-25-36	0.8	31-0	14	20	0	18	83	1.9

Career BIG EAST Statistics

Season	GP-GS	Min	Avg	FG-A	Pct	3FG-A	Pct	FT-A	Pct	O-D-TOT	Avg	PF-FO	Ast	TO	Blk	Stl	Pts	Avg
2009-10	11-0	39	3.5	5-8	.625	2-2	1.000	3-4	.750	0-3-3	0.3	5-0	2	1	0	3	15	1.4
2010-11	10-0	84	8.4	2-6	.333	0-2	.000	10-23	.435	1-7-8	0.8	9-0	0	5	0	4	14	1.4
TOTAL	21-0	123	5.9	7-14	.500	2-4	.500	13-27	.481	1-10-11	0.5	14-0	2	6	0	7	29	1.4





33 Mike Broghammer | Sophomore • 6-9 • 248 Orono, Minn. • Hopkins

Career Games With:

Double Figure Points.....	N/A
20-Plus Points.....	N/A
30-Plus Points.....	N/A
10-Plus Rebounds.....	N/A
10-Plus Assists.....	N/A
Double-Double.....	N/A

QUICK HITS:

- Matched career high in points and minutes in season opener against Georgia Southern, recording 5 points in 11 minutes of action
- Set career high in rebounds against Chicago State, pulling down four boards in the contest
- Recorded first assist of season in a career-tying 11 minutes of action against UMBC
- Scored first points of BIG EAST season against Marquette (Jan. 10)
- Picked up first career BIG EAST block against St. John's (Jan. 16)

Season and Career Bests

Points	Season 5 (vs. Georgia Southern 11/12/10) Career 5 (on three occasions)	FG's	Season 2 (on two occasions) Career 2 (on five occasions)
Rebounds	Season 4 (vs. Chicago State 11/17/10) Career 4 (vs. Chicago State 11/17/10)	3PT FG's	Season -- Career 1 (vs. Bucknell 12/22/09)
Assists	Season 1 (vs. UMBC 12/22/10) Career 1 (on three occasions)	FT's	Season 1 (on two occasions) Career 1 (on six occasions)
Steals	Season -- Career 2 (vs. Louisville 2/17/10)	Minutes	Season 11 (on two occasions) Career 11 (on three occasions)
Blocks	Season 1 (on two occasions) Career 1 (on three occasions)		

Game-By-Game Stats

	Start	FG-A	3P-A	FT-A	Reb	PF	TP	A	TO	BK	S	Min
Georgia Southern		2-6	0-0	1-2	2	4	5	0	0	1	0	11
Liberty		0-1	0-0	0-0	1	0	0	0	0	0	0	1
Chicago State		2-4	0-0	0-2	4	3	4	0	1	0	0	10
Maine		0-0	0-0	0-0	0	0	0	0	1	0	0	4
Georgia												DNP
California												DNP
Wisconsin												DNP
Indiana State												DNP
Kentucky												DNP
Gonzaga		0-0	0-0	0-0	0	0	0	0	0	0	0	1
Stony Brook		2-4	0-0	0-0	0	0	4	0	0	0	0	9
UMBC		1-4	0-0	1-2	3	1	3	1	0	0	0	11
Georgetown												DNP
Syracuse		0-0	0-0	0-0	0	0	0	0	0	0	0	1
Connecticut												DNP
St. John's												DNP
Marquette		1-1	0-0	0-0	0	0	2	0	0	0	0	2
St. John's		0-0	0-0	0-0	0	0	0	0	0	1	0	2
Cincinnati												DNP
Marquette												DNP
Pittsburgh												DNP
DePaul												DNP
Rutgers												DNP
Louisville												DNP
USF												DNP
West Virginia												
Providence												
Seton Hall												
Villanova												
Connecticut												

Career Stats vs. BIG EAST

Opponent	GP-GS	Min.	FG-A	3PT-A	FT-A	Reb.	A	PF	B	S	Pts.
Cincinnati	0-0	0	0-0	0-0	0-0	0/0.0	0	0	0	0	0/0.0
Connecticut	1-0	1	0-0	0-0	0-0	0/0.0	0	0	0	0	0/0.0
DePaul	0-0	0	0-0	0-0	0-0	0/0.0	0	0	0	0	0/0.0
Georgetown	0-0	0	0-0	0-0	0-0	0/0.0	0	0	0	0	0/0.0
Louisville	1-0	10	1-2	0-0	0-0	1/1.0	0	5	0	2	2/2.0
Marquette	1-0	2	1-1	0-0	0-0	0/0.0	0	0	0	0	2/2.0
Pittsburgh	1-0	3	0-1	0-0	0-0	0/0.0	0	0	0	0	0/0.0
Providence	0-0	0	0-0	0-0	0-0	0/0.0	0	0	0	0	0/0.0
Rutgers	0-0	0	0-0	0-0	0-0	0/0.0	0	0	0	0	0/0.0
St. John's	1-0	2	0-0	0-0	0-0	0/0.0	0	0	1	0	0/0.0
Seton Hall	0-0	0	0-0	0-0	0-0	0/0.0	0	0	0	0	0/0.0
USF	0-0	0	0-0	0-0	0-0	0/0.0	0	0	0	0	0/0.0
Syracuse	1-0	1	0-0	0-0	0-0	0/0.0	0	0	0	0	0/0.0
Villanova	0-0	0	0-0	0-0	0-0	0/0.0	0	0	0	0	0/0.0
West Virginia	0-0	0	0-0	0-0	0-0	0/0.0	0	0	0	0	0/0.0


Career Statistics

Season	GP-GS	Min	Avg	FG-A	Pct	3FG-A	Pct	FT-A	Pct	O-D-TOT	Avg	PF-FO	Ast	TO	Blk	Stl	Pts	Avg
2009-10	13-0	71	5.5	10-22	.455	1-4	.250	3-7	.429	8-6-14	1.1	13-1	2	4	1	4	24	1.8
2010-11	10-0	52	5.2	8-20	.400	0-0	.000	2-6	.333	6-4-10	1.0	8-0	1	2	2	0	18	1.8
TOTAL	23-0	123	5.3	18-42	.429	1-4	.250	5-13	.385	14-10-24	1.0	21-1	3	6	3	4	42	1.8

Career BIG EAST Statistics

Season	GP-GS	Min	Avg	FG-A	Pct	3FG-A	Pct	FT-A	Pct	O-D-TOT	Avg	PF-FO	Ast	TO	Blk	Stl	Pts	Avg
2009-10	3-0	14	4.7	1-3	.333	0-0	.000	0-0	.000	1-0-1	0.3	5-1	0	1	0	2	2	0.7
2010-11	3-0	5	1.7	1-1	1.000	0-0	.000	0-0	.000	0-0-0	0.0	0-0	0	0	0	0	2	0.7
TOTAL	6-0	19	3.2	2-4	.500	0-0	.000	0-0	.000	1-0-1	0.2	5-1	0	1	0	2	4	0.7





34 Carleton Scott | Senior • 6-8 • 218 San Antonio, Texas • James Madison

Career Games With:

Double Figure Points.....	19
20-Plus Points.....	2
30-Plus Points.....	N/A
10-Plus Rebounds.....	10
10-Plus Assists.....	N/A
Double-Double.....	9

QUICK HITS:

- Has started 29 contests for the Irish
- Has reached double figures in points 15 times this season, including a string of 10 consecutive (Chicago State through UMBC)
- Recorded first double-double of the season against Chicago State, posting 17 points (matched then-career high) along with a team-leading 11 rebounds
- Also matched then-career high in three-point field goals with three against the Cougars
- Tied career high in three pointers the following game against Maine, netting three more
- Posted back-to-back double-doubles at the Old Spice Classic against Georgia (11 pts., 11 rebs.) and California (16 pts., 10 rebs.) and finished tourney with 12 points against Wisconsin, earning a spot on All-Tournament Team
- Tied career high with 4 blocks against Indiana State, while also reaching double figures in the sixth-straight contest
- Set career high in points against Gonzaga with 23, aided by a career best 8 free throws
- Was a perfect 8-8 from the field and 4-4 from three-point range (20 points) while recording a then career-high five assists against Stony Brook
- Selected to the BIG EAST Weekly Honor Roll (Dec. 20, Feb. 14)
- Dished out a career-best 6 assists against UMBC
- Missed four straight games (Connecticut-St. John's) with hamstring injury
- Returned to action in reserve role against Cincinnati, scoring six points
- Returned to starting lineup against Marquette (Jan. 22), recording third double-double of season (11 pts., 10 rebs.)
- Connected on career-high five three pointers (5-6) against Pittsburgh, finishing with 16 points and nine rebounds
- Recorded fifth double-double of season with 12 point, 11 rebound performance versus Rutgers
- Scored 9 of 16 points in overtime period against Louisville to help Irish to win
- Posted sixth double-double of season with 13 points and 11 rebounds vs. USF in 78-55 win

Season and Career Bests

Points	Season 23 (vs. Gonzaga 12/11/10) Career 23 (vs. Gonzaga 12/11/10)	FG's	Season 6 (on two occasions) Career 7 (vs. Georgetown 2/27/10)
Rebounds	Season 11 (on four occasions) Career 14 (vs. Connecticut 3/3/10)	3PT FG's	Season 5 (vs. Pittsburgh 1/24/11) Career 5 (vs. Pittsburgh 1/24/11)
Assists	Season 6 (vs. UMBC 12/22/10) Career 6 (vs. UMBC 12/22/10)	FT's	Season 8 (vs. Gonzaga 12/11/10) Career 8 (vs. Gonzaga 12/11/10)
Steals	Season 2 (on two occasions) Career 2 (on three occasions)	Minutes	Season 38 (on two occasions) Career 42 (at Marquette 3/6/10)
Blocks	Season 4 (vs. Indiana State 11/30/10) Career 4 (on two occasions)		

Game-By-Game Stats

	Start	FG-A	3P-A	FT-A	Reb	PF	TP	A	TO	BK	S	Min
Georgia Southern	*	2-3	0-1	2-2	7	4	6	4	0	0	1	20
Liberty	*	2-6	0-3	0-2	6	3	4	2	3	2	0	25
Chicago State	*	6-8	3-4	2-2	11	4	17	3	2	3	1	23
Maine	*	4-7	3-4	0-0	2	1	11	0	0	2	1	24
Georgia	*	5-12	1-6	0-0	11	5	11	3	4	0	0	38
California	*	5-17	0-9	6-6	10	1	16	2	1	3	2	35
Wisconsin	*	4-8	2-5	2-2	7	3	12	0	2	3	0	38
Indiana State	*	4-7	1-3	2-2	8	4	11	2	1	4	0	35
Kentucky	*	4-11	0-4	2-3	8	3	10	1	0	2	0	31
Gonzaga	*	6-9	3-5	8-9	4	1	23	2	1	1	0	21
Stony Brook	*	8-8	4-4	0-0	4	0	20	5	1	0	0	26
UMBC	*	4-7	2-4	2-2	4	0	12	6	1	3	1	22
Georgetown	*	0-6	0-4	4-4	7	2	4	4	1	2	2	37
Syracuse	*	4-5	1-2	0-0	0	3	9	2	2	0	0	25
Connecticut												DNP-injured
St. John's												DNP-injured
Marquette												DNP-injured
St. John's												DNP-injured
Cincinnati		2-2	2-2	0-0	2	2	6	1	1	1	1	15
Marquette	*	3-8	1-4	4-4	10	3	11	1	1	1	2	34
Pittsburgh	*	5-11	5-6	1-1	9	2	16	0	0	1	0	34
DePaul	*	3-10	0-5	2-2	5	2	8	3	2	2	0	32
Rutgers	*	4-6	2-2	2-2	11	2	12	0	0	3	1	34
Louisville	*	5-11	1-2	5-7	8	2	16	1	0	2	1	34
USF	*	5-11	2-5	1-1	11	4	13	3	3	2	1	33
West Virginia												
Providence												
Seton Hall												
Villanova												
Connecticut												

Opponent	GP-GS	Min.	FG-A	3PT-A	FT-A	Reb.	A	PF	B	S	Pts.
Cincinnati	4-0	50	7-12	3-6	0-1	9/2.3	1	8	3	2	17/4.3
Connecticut	4-1	55	4-12	2-6	2-4	16/4.0	4	3	4	1	12/3.0
DePaul	2-1	40	3-12	0-6	2-2	6/3.0	3	2	2	0	8/4.0
Georgetown	2-2	72	7-14	3-8	4-4	16/8.0	7	5	5	4	21/10.5
Louisville	4-2	71	7-16	2-4	9-11	15/3.8	2	7	6	2	25/6.3
Marquette	2-2	76	8-18	2-7	7-8	23/11.5	2	5	1	2	25/12.5
Pittsburgh	3-2	87	10-18	7-9	1-1	14/4.7	2	10	2	1	28/9.3
Providence	2-0	3	0-0	0-0	0-0	1/0.5	0	2	0	0	0/0.0
Rutgers	2-1	34	4-6	2-2	2-2	11/5.5	0	2	3	1	12/6.0
St. John's	2-0	28	3-6	1-2	0-0	6/3.0	3	4	1	0	7/3.5
Seton Hall	2-1	31	6-11	1-4	0-0	11/5.5	1	5	1	1	13/6.5
USF	3-1	50	6-12	3-6	1-1	17/5.7	4	6	4	1	16/5.3
Syracuse	3-1	45	5-10	1-3	0-0	9/3.0	4	6	0	0	11/3.7
Villanova	2-0	13	0-1	0-1	0-0	2/1.0	1	3	3	1	0/0.0
West Virginia	2-1	35	3-7	2-5	0-0	5/2.5	2	2	1	0	8/4.0

Career Statistics

Season	GP-GS	Min	Avg	FG-A	Pct	3FG-A	Pct	FT-A	Pct	O-D-TOT	Avg	PF-FO	Ast	TO	Blk	Stl	Pts	Avg	
2007-08										Did Not Play									
2008-09	20-0	90	4.5	20-31	.645	3-7	.429	7-9	.778	6-17-23	1.2	10-0	7	2	3	5	50	2.5	
2009-10	34-9	641	18.9	68-138	.493	19-54	.352	16-21	.762	45-112-157	4.6	63-3	37	29	37	16	171	5.0	
2010-11	21-20	616	29.3	85-173	.491	33-84	.393	45-51	.882	27-118-145	6.9	51-1	45	26	37	14	248	11.8	
TOTAL	75-29	1347	18.0	173-342	.506	55-145	.379	68-81	.840	78-247-325	4.3	124-4	89	57	77	35	469	6.3	

Career BIG EAST Statistics

Season	GP-GS	Min	Avg	FG-A	Pct	3FG-A	Pct	FT-A	Pct	O-D-TOT	Avg	PF-FO	Ast	TO	Blk	Stl	Pts	Avg	
2007-08										Did Not Play									
2008-09	11-0	16	1.5	4-6	.667	1-2	.500	0-0	.000	0-5-5	0.5	3-0	0	0	1	0	9	0.8	
2009-10	17-5	317	18.6	29-65	.446	13-30	.433	9-13	.692	20-60-80	4.7	32-1	18	11	19	7	80	4.7	
2010-11	9-8	278	30.9	31-70	.443	14-32	.438	19-21	.905	12-51-63	7.0	22-0	15	10	14	8	95	10.6	
TOTAL	37-13	611	16.5	64-141	.454	28-64	.438	28-34	.824	32-116-148	4.0	57-1	33	21	34	15	184	5.0	





45 Jack Cooley | Sophomore • 6-9 • 244 Glenview, Ill. • Glenbrook South

Career Games With:

Double Figure Points.....	4
20-Plus Points.....	N/A
30-Plus Points.....	N/A
10-Plus Rebounds.....	N/A
10-Plus Assists.....	N/A
Double-Double.....	N/A

QUICK HITS:

- Played in all 25 games on the season
- Played 10+ minutes in 15 games on the season
- Recorded double figure points for the first time in Irish career against Georgia Southern, netting 11 points
- Set then career high in points (13) and field goals (6) against Maine, along with matching his career high in blocks with two
- Recorded season-best 18 minutes against Georgia in opening round of Old Spice Classic
- Matched career high with 2 steals against Gonzaga in 9 minutes of play
- Reached double digits for third time on season, scoring 10 points on 5-5 shooting in overtime win over Louisville
- Enjoyed career day in 78-55 win over USF, setting personal bests in points (18) and FG's (9), while tying high mark in rebounds (8) in 16 minutes of play

Opponent	GP-GS	Min.	FG-A	3PT-A	FT-A	Reb.	A	PF	B	S	Pts.
Cincinnati	2-0	10	0-0	0-0	0-0	0/0.0	0	1	1	0	0/0.0
Connecticut	3-0	27	2-4	0-0	1-2	9/3.0	0	4	0	1	5/1.7
DePaul	1-0	7	1-2	0-0	1-2	1/1.0	1	3	0	0	3/3.0
Georgetown	2-0	17	3-3	0-0	0-0	4/2.0	0	0	0	0	6/3.0
Louisville	2-0	32	6-6	0-0	0-1	8/4.0	0	7	1	2	12/6.0
Marquette	2-0	11	0-2	0-0	0-0	3/1.5	0	2	0	0	0/0.0
Pittsburgh	2-0	23	1-2	0-0	0-1	5/2.5	0	5	2	0	2/1.0
Providence	0-0	0	0-0	0-0	0-0	0/0.0	0	0	0	0	0/0.0
Rutgers	1-0	4	1-2	0-0	0-0	1/1.0	0	0	1	0	2/2.0
St. John's	3-0	29	2-5	0-0	3-6	8/2.7	0	4	2	1	7/2.3
Seton Hall	0-0	2	0-0	0-0	0-0	0/0.0	0	0	0	0	0/0.0
USF	2-0	16	9-10	0-0	0-1	8/4.0	0	2	1	1	18/9.0
Syracuse	1-0	12	2-3	0-0	0-0	2/2.0	0	2	1	0	4/4.0
Villanova	1-0	3	0-0	0-0	0-0	0/0.0	0	0	0	0	0/0.0
West Virginia	0-0	0	0-0	0-0	0-0	0/0.0	0	0	0	0	0/0.0

Season and Career Bests

Points	Season 18 (vs. USF 2/12/11)	FG's	Season 9 (vs. USF 2/12/11)
Career 18 (vs. USF 2/12/11)	Career 9 (vs. USF 2/12/11)	3PT FG's	Season --
Rebounds	Season 8 (vs. USF 2/12/11)	Career --	FT's
Career 8 (on two occasions)	Assists	Season 3 (on two occasions)	Career 3 (on two occasions)
Steals	Season 2 (on two occasions)	Career 2 (on two occasions)	Minutes
Career 2 (vs. Gonzaga 12/11/10)	Season 2 (on two occasions)	Career 2 (vs. Bucknell 12/22/09)	Season 18 (on three occasions)
Blocks	Season 2 (vs. Maine 11/22/10)	Career 2 (vs. Bucknell 12/22/09)	Career 19 (vs. Louisville 2/17/10)

Game-By-Game Stats

	Start	FG-A	3P-A	FT-A	Reb	PF	TP	A	TO	BK	S	Min
Georgia Southern	4-5	0-0	3-3	3-3	6	2	11	1	0	1	0	16
Liberty	0-0	0-0	0-0	0-0	4	2	0	0	2	0	0	12
Chicago State	3-4	0-0	0-2	5	1	6	0	0	1	0	0	13
Maine	6-7	0-0	1-1	5	2	13	0	2	2	0	0	14
Georgia	2-5	0-0	3-4	4	0	7	2	0	0	0	0	18
California	0-3	0-0	1-2	2	2	1	1	0	1	0	0	8
Wisconsin	0-0	0-0	0-0	2	0	0	0	0	0	0	0	7
Indiana State	0-0	0-0	0-0	0	1	0	0	0	0	0	0	1
Kentucky	2-3	0-0	0-2	5	3	4	2	1	0	0	0	13
Gonzaga	1-2	0-0	0-0	1	3	2	0	0	1	2	9	
Stony Brook	3-4	0-0	1-1	3	1	7	0	0	1	0	0	10
UMBC	3-3	0-0	2-2	4	3	8	0	0	0	0	0	13
Georgetown	1-1	0-0	0-0	1	0	2	0	0	0	0	0	5
Syracuse	2-3	0-0	0-0	2	2	4	0	0	1	0	0	12
Connecticut	1-2	0-0	0-0	6	2	2	0	0	0	1	18	
St. John's	2-3	0-0	1-2	6	2	5	0	1	1	1	18	
Marquette	0-2	0-0	0-0	3	0	0	0	0	0	0	9	
St. John's	0-2	0-0	2-4	2	2	2	0	0	1	0	10	
Cincinnati	0-0	0-0	0-0	0	1	0	0	1	1	0	9	
Marquette	0-0	0-0	0-0	0	2	0	0	1	0	0	2	
Pittsburgh	1-1	0-0	0-0	1	2	2	0	0	1	0	10	
DePaul	1-2	0-0	1-2	1	3	3	1	0	0	0	7	
Rutgers	1-2	0-0	0-0	1	0	2	0	0	1	0	4	
Louisville	5-5	0-0	0-0	3	2	10	0	0	0	0	13	
USF	9-10	0-0	0-1	8	1	18	0	0	1	1	16	
West Virginia												
Providence												
Seton Hall												
Villanova												
Connecticut												

Career Statistics

Season	GP-GS	Min	Avg	FG-A	Pct	3FG-A	Pct	FT-A	Pct	O-D-TOT	Avg	PF-FO	Ast	TO	Blk	Stl	Pts	Avg
2009-10	21-0	111	5.3	8-20	.400	0-0	.000	4-12	.333	22-15-37	1.8	19-1	1	4	5	3	20	1.0
2010-11	25-0	267	10.7	47-69	.681	0-0	.000	15-26	.577	38-37-75	3.0	39-0	7	8	14	6	109	4.4
TOTAL	46-0	378	8.2	55-89	.618	0-0	.000	19-38	.500	60-52-112	2.4	58-1	8	12	19	9	129	2.8

Career BIG EAST Statistics

Season	GP-GS	Min	Avg	FG-A	Pct	3FG-A	Pct	FT-A	Pct	O-D-TOT	Avg	PF-FO	Ast	TO	Blk	Stl	Pts	Avg
2009-10	9-0	59	6.6	4-6	.667	0-0	.000	1-4	.250	7-8-15	1.7	14-1	0	1	2	2	9	1.0
2010-11	13-0	133	10.2	23-33	.697	0-0	.000	4-9	.444	17-17-34	2.6	19-0	1	3	7	3	50	3.8
TOTAL	22-0	192	8.7	27-39	.692	0-0	.000	5-13	.385	24-25-49	2.2	33-1	1	4	9	5	59	2.7



GAME #1		NOTRE DAME	98
		GEORGIA SOUTHERN	61

November 12, 2010 • Notre Dame, Ind.
Purcell Pavilion at the Joyce Center

Georgia Southern	FG-A	3FG-A	FTA	REB	PF	TP	A	TO	BK	ST	MIN
Marvin Baynham	1-2	0-0	0-0	1-3	5	2	0	1	0	0	18
Cameron Baskerville	0-2	0-1	0-0	0-0	3	0	1	2	1	1	13
Ben Drayton III	3-10	2-6	2-2	0-3	0	10	4	5	0	0	35
Eric Ferguson	6-11	0-1	14-16	2-3	4	26	1	5	0	1	37
Jelani Hewitt	1-6	1-4	0-1	1-1	4	3	2	2	0	1	23
Rory Spencer	5-10	0-0	8-13	2-5	3	18	2	1	2	1	34
Tre Bussey	0-6	0-2	0-0	2-3	2	0	1	1	0	0	28
Zuri James	0-1	0-1	2-2	0-0	0	2	0	0	0	0	3
Sam Mike	0-0	0-0	0-0	0-0	3	0	0	0	0	0	9
Team				0-1							
Totals	16-48	3-15	26-34	8-19-27	24	61	11	17	3	4	200
Total FG%	1st Half: 5-23, 21.7%			2nd Half: 11-25, 44.0%							Game: 33.3%
3-PT FG%	1st Half: 1-10, 10.0%			2nd Half: 2-5, 40.0%							Game: 20.0%
FT %	1st Half: 12-15, 80.0%			2nd Half: 14-19, 73.7%							Game: 76.5%

Notre Dame	FG-A	3FG-A	FTA	REB	PF	TP	A	TO	BK	ST	MIN
Tyrone Nash	2-3	0-0	3-4	0-2	2	7	1	1	0	1	22
Tim Abramaitis	2-13	1-7	5-6	1-5	1	10	3	1	0	1	22
Carleton Scott	2-3	0-1	2-2	1-6	4	6	4	0	0	1	20
Scott Martin	2-7	0-3	3-3	1-5	4	7	2	2	0	0	22
Ben Hansbrough	7-10	4-7	2-2	0-3	3	20	4	2	0	2	24
Eric Atkins	4-4	1-1	0-0	0-3	1	9	3	2	0	0	22
Tom Kopko	0-2	0-1	0-0	1-0	0	0	0	0	0	0	3
Alex Dragicevich	2-5	1-2	4-4	1-2	1	9	0	0	0	0	10
Tom Knight	3-3	0-0	1-1	3-1	1	7	1	1	0	0	9
Joey Brooks	3-7	1-4	0-0	2-1	2	7	2	1	0	3	19
Mike Broghammer	2-6	0-0	1-2	2-0	4	5	0	1	0	1	11
Jack Cooley	4-5	0-0	3-3	4-2	2	11	1	0	1	1	16
Team				1-1							
Totals	33-68	8-26	24-27	17-29-46	25	98	21	10	2	8	200
Total FG%	1st Half: 20-33, 60.6%			2nd Half: 13-35, 37.1%							Game: 48.5%
3-PT FG%	1st Half: 5-13, 38.5%			2nd Half: 3-13, 23.1%							Game: 30.8%
FT %	1st Half: 17-19, 89.5%			2nd Half: 7-8, 87.5%							Game: 88.9%

Deadball Rebounds: 2
SCORE BY PERIODS
Georgia Southern 23 38 61
Notre Dame 62 36 98
OFFICIALS: William McCarthy, Mike Roberts, Chris Beaver
TECHNICALS: Georgia Southern - None. Notre Dame - None.
ATTENDANCE: 8,165
Notes: Notre Dame improved to 88-18 all-time in season openers and 37-6 in openers at Purcell Pavilion ... The Irish are 11-0 all-time in season opener under Mike Brey ... Notre Dame improved to 20-1 all-time against team from the Southern Conference ... Notre Dame's 98 points were the highest point-total in a season-opening game since a 99-53 victory over New Hampshire to open the 2001-02 campaign ... The 37-point win was the largest point in a season opener since a 43-point win (92-49) against IPFW to start the 2006-07 season ... The 62 first-half points matched the most in a first half under Mike Brey ... Notre Dame held Georgia Southern to just five field goals in the first half which matched the fewest by an Irish team under Brey ... Ben Hansbrough scored his 1,000 career point and topped the 20-plus point mark for the eighth time in his career ... Jack Cooley's 11 points were a career high and the first time that he had scored in double figures.

GAME #3		NOTRE DAME	102
		CHICAGO STATE	62

November 17, 2010 • Notre Dame, Ind.
Purcell Pavilion at the Joyce Center

Chicago State	FG-A	3FG-A	FTA	REB	PF	TP	A	TO	BK	ST	MIN
Carl Montgomery	6-16	1-2	1-2	3-4	2	14	0	2	0	1	29
Hajji Martin	4-6	0-0	6-10	3-5	3	14	0	1	0	1	22
Christian Wall	4-12	2-5	4-4	0-4	4	14	5	2	1	2	35
Victor Scott	3-7	2-6	1-2	0-0	3	9	4	0	0	0	31
Antonio Lofton	0-3	0-2	1-2	0-1	3	1	4	3	0	0	18
Steve Martin Jr.	0-0	0-0	0-0	0-0	0	0	1	1	0	0	9
Ardarius Simmons	1-4	0-1	0-0	0-1	2	2	2	2	0	0	18
Jonathan Montgomery	3-9	2-4	0-0	0-1	4	8	1	0	0	1	24
Quincy Ukaigwe	0-3	0-0	0-0	0-3	3	0	0	0	0	0	11
Pawal Kielbasa	0-1	0-0	0-0	0-1	1	0	0	0	0	0	3
Team				1-1							
Totals	21-61	7-20	13-20	7-21-28	25	62	17	11	1	5	200
Total FG%	1st Half: 10-31, 32.3%			2nd Half: 11-30, 36.7%							Game: 34.4%
3-PT FG%	1st Half: 6-14, 42.9%			2nd Half: 1-6, 16.7%							Game: 35.0%
FT %	1st Half: 5-8, 62.5%			2nd Half: 8-12, 66.7%							Game: 65.0%

Notre Dame	FG-A	3FG-A	FTA	REB	PF	TP	A	TO	BK	ST	MIN
Tyrone Nash	4-6	0-0	3-4	6-4	2	11	7	1	0	0	26
Tim Abramaitis	6-15	1-8	8-9	3-7	0	21	7	0	1	1	30
Carleton Scott	6-8	3-4	2-2	2-9	1	7	0	2	3	1	23
Eric Atkins	4-7	2-4	2-2	1-2	3	12	5	1	0	0	32
Ben Hansbrough	7-13	6-10	2-5	1-4	2	22	6	2	0	0	30
Tom Kopko	0-2	0-1	0-0	1-0	0	0	0	0	0	0	7
Alex Dragicevich	1-2	0-0	2-2	0-1	0	4	0	0	0	0	7
Tom Knight	0-2	0-0	0-0	0-2	0	0	0	0	1	0	7
Joey Brooks	1-6	0-4	3-6	1-3	0	5	1	2	0	1	17
Mike Broghammer	2-4	0-0	0-2	2-2	3	4	0	1	0	0	10
Jack Cooley	3-4	0-0	0-2	3-5	1	6	0	0	1	0	13
Team				0-3							
Totals	34-69	12-31	22-34	20-39-59	15	102	29	9	6	3	200
Total FG%	1st Half: 18-33, 54.5%			2nd Half: 16-36, 44.4%							Game: 49.3%
3-PT FG%	1st Half: 4-15, 26.7%			2nd Half: 8-16, 50.0%							Game: 38.7%
FT %	1st Half: 12-20, 60.0%			2nd Half: 10-14, 71.4%							Game: 64.7%

Deadball Rebounds: 6
SCORE BY PERIODS
Chicago State 31 31 62
Notre Dame 52 50 102
OFFICIALS: Paul Janssen, Gene Steratore, Lamar Simpson
TECHNICALS: Chicago State - None. Notre Dame - None.
ATTENDANCE: 6,252
Notes: Eric Atkins started in place of Scott Martin who missed the game due to back spasms ... It marked the first time an Irish freshman had started a game since the 2006-07 season ... Ben Hansbrough topped the 20-point mark for the second time this season and ninth time in his career ... He also has reached double figures in 52 career outings (26 times at Notre Dame) ... His six three-pointers were a career high ... Tim Abramaitis and Tyrone Nash each notched their second career double ... Carleton Scott posted his fourth career double ... Notre Dame had three players with double doubles for the first time since Jan. 23, 2010 vs. DePaul ... Abramaitis registered his ninth career 20-plus point outing ... Notre Dame recorded its first 40-plus point victory since a 108-62 victory over Northern Illinois on Dec. 8, 2007 ... Notre Dame reached the 100-plus point mark for the 13th time during the Mike Brey era ... The Irish improved to 33-0 all-time in home games at Purcell Pavilion at the Joyce Center during the month of November under Brey.

GAME #2		NOTRE DAME	72
		LIBERTY	51

November 14, 2010 • Notre Dame, Ind.
Purcell Pavilion at the Joyce Center

Liberty	FG-A	3FG-A	FTA	REB	PF	TP	A	TO	BK	ST	MIN
Sommy Ogukwe	1-2	0-0	0-2	0-3	4	2	0	0	0	0	12
Evon Gordon	3-16	1-9	2-3	1-2	4	9	4	3	0	0	32
Dan Minaya	5-10	0-1	2-2	2-2	0	12	0	1	0	0	23
John Brown	5-11	0-0	0-0	5-7	4	10	2	3	0	3	33
Jesse Sanders	2-5	0-2	0-0	1-4	2	4	5	3	0	0	29
Chene Phillips	2-3	1-1	0-0	1-0	1	5	1	1	0	0	12
James Spencer	0-0	0-0	0-0	0-0	0	0	1	0	0	0	2
Jeremy Anderson	0-0	0-0	0-0	0-0	1	0	0	1	0	0	8
Joel Vander Pol	0-1	0-0	0-0	0-0	4	0	0	0	0	0	6
Antwan Burrus	0-3	0-0	0-0	0-1	5	0	1	2	1	0	19
John Caleb Sanders	3-5	3-4	0-0	1-0	1	9	0	1	0	0	10
Carter McMasters	0-3	0-0	0-0	1-2	0	0	0	0	1	0	14
Team				2-1							
Totals	21-59	5-17	4-7	14-22-36	26	51	14	15	2	3	200
Total FG%	1st Half: 10-26, 38.5%			2nd Half: 11-33, 33.3%							Game: 35.6%
3-PT FG%	1st Half: 2-8, 25.0%			2nd Half: 3-9, 33.3%							Game: 29.4%
FT %	1st Half: 0-0, 00.0%			2nd Half: 4-7, 57.1%							Game: 57.1%


Notre Dame	FG-A	3FG-A	FTA	REB	PF	TP	A	TO	BK	ST	MIN
Tyrone Nash	2-4	0-0	12-15	4-5	0	16	1	1	0	0	28
Tim Abramaitis	4-12	2-9	3-4	1-6	2	13	0	2	1	2	34
Carleton Scott	2-6	0-3	0-2	2-4	3	4	2	3	2	0	25
Scott Martin	2-9	1-5	1-4	2-1	0	6	3	2	1	1	29
Ben Hansbrough	7-13	5-8	0-0	0-2	3	19	4	1	0	1	34
Eric Atkins	4-7	2-3	0-0	0-1	0	10	4	1	0	0	22
Tom Kopko	0-0	0-0	0-0	0-0	0	0	0	0	0	0	1
Alex Dragicevich	0-0	0-0	0-0	0-0	0	0	0	0	0	0	1
Tom Knight	0-1	0-0	0-0	1-0	0	1	0	0	0	0	1
Joey Brooks	2-2	0-0	0-0	1-2	1	4	1	0	0	0	12
Mike Broghammer	0-1	0-0	0-0	1-0	0	0	0	0	0	0	1
Jack Cooley	0-0	0-0	0-0	2-2	2	0	0	2	0	0	12
Team				1-1							
Totals	23-55	10-28	16-25	16-26-42	11	72	16	12	4	4	200
Total FG%	1st Half: 12-27, 44.4%			2nd Half: 11-28, 39.3%							Game: 41.8%
3-PT FG%	1st Half: 7-15, 46.7%			2nd Half: 3-13, 23.1%							Game: 35.7%
FT %	1st Half: 10-15, 66.7%			2nd Half: 6-10, 60.0%							Game: 64.0%

Deadball Rebounds: 3
SCORE BY PERIODS
Liberty 22 29 51
Notre Dame 41 31 72
OFFICIALS: Ed Hightower, Gary Prager, Brent Hampton
TECHNICALS: Liberty - Team. Notre Dame - None.
ATTENDANCE: 6,478
Notes: Notre Dame and Liberty met for the second straight season ... The Irish have been victorious each of the two times the teams have played each other ... Tyrone Nash extended his Notre Dame consecutive games played streak to 52 ... Nash's 16 points tied a career best, while his 12 free throws established a career best ... Hansbrough reached double figures for the 51st in his career and 25th time in a Notre Dame uniform with his 19-point performance ... Hansbrough's five three-pointers also tied a career best with five three-pointers ... Mike Brey is 32-0 during his career in home games at Purcell Pavilion at the Joyce Center during the month of November.

GAME #4		NOTRE DAME	97
		MAINE	72

November 22, 2010 • Notre Dame, Ind.
Purcell Pavilion at the Joyce Center

Maine	FG-A	3FG-A	FTA	REB	PF	TP	A	TO	BK	ST	MIN
Troy Barnies	6-12	1-2	2-4	0-5	0	15	2	1	1	0	33
Sean McNally	2-4	0-0	0-0	0-2	4	4	0	0	1	1	17
Murphy Burnatowski	1-3	1-2	0-0	0-1	5	3	1	1	0	1	18
Raheem Singleton	4-9	2-4	2-3	0-0	2	12	2	2			

GAME #5		NOTRE DAME	89
		GEORGIA	83

November 25, 2010 • Orlando, Fla. (Old Spice Classic)
HP Fieldhouse at the ESPN Wide World of Sports Complex

Georgia	FG-A	3FG-A	FTA	REB	PF	TP	A	TO	BK	ST	MIN
Chris Barnes	1-1	0-0	0-0	1-4.5	3	2	0	0	0	1	19
Jeremy Price	0-0	0-0	3-4	1-3.4	5	3	1	0	1	1	20
Travis Leslie	9-16	1-3	4-6	5-4.9	4	23	3	2	0	5	47
Dustin Ware	3-13	3-13	0-0	0-1.1	2	9	5	1	0	1	45
Gerald Robinson	7-18	2-8	0-3	2-0.2	4	16	5	3	0	0	44
Marcus Thornton	1-1	0-0	0-0	0-0.0	0	2	0	1	0	0	4
Matt Bucklin	0-0	0-0	0-0	0-0.0	0	0	0	0	0	0	0+
Donte Williams	0-0	0-0	0-0	0-0.0	0	0	0	0	0	0	3
Connor Nolte	3-4	0-1	1-1	0-2.2	5	7	2	0	0	1	24
Sherrard Brantley	3-7	2-5	0-0	0-1.1	1	8	0	1	0	0	11
Trey Thompkins	5-13	1-4	2-6	2-8.0	3	13	3	4	3	1	33
Team				5-0.5							
Totals	32-73	9-34	10-20	16-23.39	27	83	19	12	4	9	250
Total FG%	1st Half: 15-29, 51.7%		2nd Half: 10-27, 37.0%		OT: 7-17, 41.2%						Game: 43.8%
3-PT FG%	1st Half: 4-14, 28.6%		2nd Half: 3-13, 23.1%		OT: 2-7, 28.6%						Game: 26.5%
FT %	1st Half: 3-3, 100.0%		2nd Half: 2-12, 16.7%		OT: 5-5, 100.0%						Game: 50.0%
Deadball Rebounds:	4										

Notre Dame	FG-A	3FG-A	FTA	REB	PF	TP	A	TO	BK	ST	MIN
Tyrone Nash	5-11	0-0	8-12	2-4.6	1	18	2	1	1	1	37
Tim Abromaitis	6-11	4-5	9-12	0-6.6	4	25	0	2	0	1	46
Carleton Scott	5-12	1-6	0-0	2-9.11	5	11	3	4	0	0	38
Scott Martin	2-3	0-1	2-4	0-2.2	1	6	0	2	0	0	26
Ben Hansbrough	3-9	1-3	6-9	3-2.5	4	13	2	5	0	0	45
Eric Atkins	3-6	1-2	2-2	1-3.4	1	9	1	1	0	0	38
Joey Brooks	0-0	0-0	0-0	0-0.0	0	0	0	1	0	0	2
Jack Cooley	2-5	0-0	3-4	3-1.4	0	7	2	0	0	0	18
Team				2-2.4							
Totals	26-57	7-17	30-43	13-29.42	16	89	10	16	1	2	250
Total FG%	1st Half: 9-24, 37.5%		2nd Half: 11-19, 57.9%		OT: 6-14, 42.9%						Game: 45.6%
3-PT FG%	1st Half: 3-10, 30.0%		2nd Half: 2-3, 66.7%		OT: 2-4, 50.0%						Game: 41.2%
FT %	1st Half: 4-8, 50.0%		2nd Half: 13-21, 61.9%		OT: 13-14, 92.9%						Game: 69.8%
Deadball Rebounds:	8.2										

SCORE BY PERIODS	1	2	OT	OT2	F
Georgia	37	25	7	14	83
Notre Dame	25	37	7	20	89

OFFICIALS: John Higgins, Marc Ellard, Rick Hartzell
TECHNICALS: Georgia - None. Notre Dame - None.
ATTENDANCE: 2,973

Notes: This was just the second meeting ever between the Irish and Bulldogs ... Mike Brey improved to 9-7 all-time versus teams from the SEC ... The Irish improved to 16-6 in in-season tournaments under Brey ... Notre Dame trailed at halftime for the first time this season and trailed by as many as 13 points in the second half ... The Irish used a 11-0 run to take the lead with 8:38 remaining ... The Irish improved to 6-7 all-time in overtime contests under Brey and this was the sixth double-overtime contest ... Notre Dame's last double-overtime victory was a 93-92 win over Georgetown at home on Dec. 1, 2003 ... Tim Abromaitis' 25 points marked the first time in his career that he scored 20-plus points in three consecutive games ... Tyrone Nash's 18 points marked a career high ... Carleton Scott registered his second double-double in the last three games.

GAME #7		NOTRE DAME	58
		WISCONSIN	51

November 28, 2010 • Orlando, Fla. (Old Spice Classic)
HP Fieldhouse at the ESPN Wide World of Sports Complex

Wisconsin	FG-A	3FG-A	FTA	REB	PF	TP	A	TO	BK	ST	MIN
Jon Leuer	6-16	3-7	4-4	1-4.5	1	19	1	2	0	1	38
Mike Bruesewitz	0-2	0-0	0-0	2-0.2	4	0	0	0	0	0	16
Keaton Nankivil	4-7	1-3	0-0	2-2.4	3	9	2	0	5	2	34
Jordan Taylor	6-19	2-7	0-0	0-4.4	5	14	5	1	0	0	38
Josh Gasser	0-3	0-1	0-0	0-3.3	5	0	2	0	0	0	22
Ben Brust	0-0	0-0	0-0	0-0.0	1	0	0	0	0	0	0+
Ryan Evans	1-3	0-0	0-0	1-4.5	1	2	1	0	0	0	16
Tim Jarmusz	1-4	1-4	0-0	0-1.1	1	3	1	0	0	2	21
Rob Wilson	0-1	0-1	0-0	0-3.3	0	0	2	0	0	0	9
Jared Berggren	2-2	0-0	0-0	0-1.1	1	4	0	1	0	0	6
Team				0-0.0							
Totals	20-57	7-23	4-4	6-22.28	22	51	14	4	5	5	200
Total FG%	1st Half: 9-31, 29.0%		2nd Half: 11-26, 42.3%								Game: 35.1%
3-PT FG%	1st Half: 1-10, 10.0%		2nd Half: 6-13, 46.2%								Game: 30.4%
FT %	1st Half: 0-0, 00.0%		2nd Half: 4-4, 100.0%								Game: 100.0%
Deadball Rebounds:	1.1										

Notre Dame	FG-A	3FG-A	FTA	REB	PF	TP	A	TO	BK	ST	MIN
Tyrone Nash	2-9	0-0	4-7	4-2.6	1	8	3	2	0	0	26
Tim Abromaitis	3-11	0-2	4-4	1-8.9	2	10	0	2	0	0	36
Carleton Scott	4-8	2-5	2-2	2-5.7	3	12	0	2	3	0	38
Scott Martin	1-4	0-0	4-5	2-5.7	0	6	1	0	0	0	27
Ben Hansbrough	4-10	1-4	1-1	2-4.6	2	10	1	1	0	1	38
Eric Atkins	3-6	1-3	5-6	0-3.3	0	12	2	2	0	0	28
Jack Cooley	0-0	0-0	0-0	1-1.2	0	0	0	0	0	0	7
Team				1-2.3							
Totals	17-48	4-14	20-25	13-30.43	8	58	7	9	3	1	200
Total FG%	1st Half: 7-22, 31.8%		2nd Half: 10-26, 38.5%								Game: 35.4%
3-PT FG%	1st Half: 3-7, 42.9%		2nd Half: 1-7, 14.3%								Game: 28.6%
FT %	1st Half: 5-7, 71.4%		2nd Half: 15-18, 83.3%								Game: 80.0%
Deadball Rebounds:	0										

SCORE BY PERIODS	1	2	F
Wisconsin	19	32	52
Notre Dame	22	36	58

OFFICIALS: John Higgins, Rick Crawford, Mike Stephens
TECHNICALS: Wisconsin - None. Notre Dame - None.
ATTENDANCE: 3,428

Notes: Notre Dame's win against Wisconsin to claim the 2010 Old Spice Classic title was the first in-season tournament championship for the Irish since winning the BB&T Classic in 2002 ... The win helped Notre Dame match its best start (7-0) under Mike Brey ... The Irish and Badgers met for the 28th time and the first time since Dec. 11, 1968 ... Notre Dame now leads the all-time series 18-10 ... The Irish improved to 18-6 under Mike Brey in in-season tournaments ... Eric Atkins matched his career-high with 12 points ... Notre Dame trailed by 11 (43-32) with 10:40 to play and then closed out the game with a 26-8 run ... The Irish held the Badgers to just one field goal in the final 4:18 of the contest ... Scott and Tim Abromaitis were named to the All-Tournament Team and Abromaitis was also named the tournament's Most Valuable Player.


GAME #6		NOTRE DAME	57
		CALIFORNIA	44

November 26, 2010 • Orlando, Fla. (Old Spice Classic)
HP Fieldhouse at the ESPN Wide World of Sports Complex

Notre Dame	FG-A	3FG-A	FTA	REB	PF	TP	A	TO	BK	ST	MIN
Tyrone Nash	4-11	0-0	3-6	1-4.5	4	11	3	4	1	1	33
Tim Abromaitis	2-10	0-4	3-5	3-8.11	1	7	2	1	2	0	37
Carleton Scott	5-17	0-9	6-6	0-10.10	1	16	2	1	3	2	35
Scott Martin	2-8	0-3	7-8	1-5.6	1	11	1	0	1	0	26
Ben Hansbrough	1-3	1-3	4-6	1-5.6	3	7	1	2	0	1	30
Eric Atkins	1-2	0-1	2-4	0-0.0	2	4	2	1	0	0	26
Joey Brooks	0-0	0-0	0-0	0-0.0	1	0	0	0	0	0	5
Jack Cooley	0-3	0-0	1-2	1-1.2	2	1	1	0	0	0	8
Team				4-1.5							
Totals	15-54	1-20	26-37	11-34.45	15	57	12	10	8	4	200
Total FG%	1st Half: 9-32, 28.1%		2nd Half: 6-22, 27.3%								Game: 27.8%
3-PT FG%	1st Half: 0-13, 00.0%		2nd Half: 1-7, 14.3%								Game: 5.0%
FT %	1st Half: 3-5, 60.0%		2nd Half: 23-32, 71.9%								Game: 70.3%
Deadball Rebounds:	4.1										

California	FG-A	3FG-A	FTA	REB	PF	TP	A	TO	BK	ST	MIN
Harper Kamp	3-10	0-0	3-4	1-6.7	4	9	1	4	1	0	27
Markhuri Sanders-Frison	1-6	0-0	1-2	0-9.9	5	3	0	0	1	0	24
Jorge Gutierrez	3-13	1-2	0-0	0-3.3	3	7	4	4	1	2	36
Gary Franklin	3-14	3-12	0-0	0-2.2	4	9	3	2	0	0	28
Allon Crabbe	3-8	2-6	2-2	2-8.0	3	10	0	1	1	0	34
Nigel Carter	0-1	0-0	0-0	0-0.0	3	0	0	0	1	0	8
Brandon Smith	1-2	0-0	0-0	0-2.2	1	2	0	2	0	1	13
Bak Bak	0-0	0-0	0-0	0-1.1	1	0	0	0	0	0	2
Richard Solomon	2-7	0-1	0-1	4-2.6	4	4	0	2	1	1	25
Emerson Murray	0-0	0-0	0-0	0-0.0	0	0	0	0	0	0	3
Team				3-1.4							
Totals	16-61	6-21	6-9	10-34.44	28	44	8	15	6	4	200
Total FG%	1st Half: 2-25, 8.0%		2nd Half: 14-36, 38.9%								Game: 26.2%
3-PT FG%	1st Half: 0-8, 25.0%		2nd Half: 6-13, 46.2%								Game: 28.6%
FT %	1st Half: 1-2, 50.0%		2nd Half: 5-7, 71.4%								Game: 66.7%
Deadball Rebounds:	3.1										

SCORE BY PERIODS	1	2	F
Notre Dame	21	36	57
California	5	39	

GAME #9		NOTRE DAME	58
		KENTUCKY	72

December 8, 2010 • Louisville, Ky. (SEC/BIG EAST Invitational)

Freedom Hall

Notre Dame	FG-A	3FG-A	FT-A	REB	PF	TP	A	TO	BK	ST	MIN
Tyrone Nash	3-7	0-0	2-4	1-1-2	2	8	1	4	0	1	25
Tim Abromaitis	1-7	0-4	2-2	1-7-8	1	4	2	1	1	0	31
Carleton Scott	4-11	0-4	2-3	2-6-8	3	10	1	0	2	0	31
Scott Martin	3-8	1-4	0-0	1-4-5	4	7	1	0	0	0	27
Ben Hansbrough	7-15	5-9	2-3	0-0-0	4	21	2	3	0	0	38
Eric Atkins	0-4	0-2	4-6	3-2-5	2	4	4	1	0	0	31
Joey Brooks	0-0	0-0	0-0	0-0-0	0	0	0	0	0	0	4
Jack Cooley	2-3	0-0	0-2	1-4-5	3	4	2	1	0	0	13
Team			1-0-1								
Totals	20-55	6-23	12-20	10-24-34	19	58	13	10	3	2	200
Total FG%	1st Half: 14-25, 56.0%			2nd Half: 6-30, 20.0%			Game: 36.4%				
3-PT FG%	1st Half: 5-10, 50.0%			2nd Half: 1-13, 7.7%			Game: 26.1%				
FT %	1st Half: 7-10, 70.0%			2nd Half: 5-10, 50.0%			Game: 60.0%				
Deadball Rebounds:	4										

Kentucky	FG-A	3FG-A	FT-A	REB	PF	TP	A	TO	BK	ST	MIN
Terrence Jones	9-18	2-5	7-10	2-15-17	0	27	3	1	2	1	38
Josh Harrellson	0-2	0-0	0-0	4-5-9	2	0	0	1	0	1	20
Darius Miller	1-5	1-2	4-6	2-3-5	3	7	2	2	0	0	37
Brandon Knight	7-17	2-6	4-4	1-3-4	4	20	5	2	0	1	39
DeAndre Liggins	2-4	2-4	0-0	1-0-1	2	6	0	3	0	0	26
Stacey Poole	1-1	1-1	0-0	1-0-1	0	3	0	0	0	0	2
Jon Hood	1-2	1-1	0-0	0-0-0	2	3	0	0	0	0	4
Doron Lamb	2-8	0-5	2-2	0-2-2	3	6	1	0	0	0	25
Eloy Vargas	0-0	0-0	0-0	0-1-1	0	0	0	0	0	1	9
Team			2-0-2								
Totals	23-57	9-24	17-22	13-29-42	16	72	11	9	2	4	200
Total FG%	1st Half: 15-30, 50.0%			2nd Half: 8-27, 29.6%			Game: 40.4%				
3-PT FG%	1st Half: 4-9, 44.4%			2nd Half: 5-15, 33.3%			Game: 37.5%				
FT %	1st Half: 6-8, 75.0%			2nd Half: 11-14, 78.6%			Game: 77.3%				
Deadball Rebounds:	2										

SCORE BY PERIODS	1	2	F
Notre Dame	40	18	58
Kentucky	40	32	72

OFFICIALS: John Cahill, Tony Greene, Jamie Luckie
TECHNICALS: Notre Dame - None, Kentucky - None.
ATTENDANCE: 17,404

Notes: Notre Dame made its first-ever appearance in the SEC/BIG EAST Invitational ... The Irish lost at Freedom Hall for the 11th straight time and have not won there since Jan. 31, 1988 ... Notre Dame fell to 18-42 all-time against Kentucky ... The 18 second-half points scored by the Irish matched the fewest ever in a second half under Mike Brey ... Notre Dame's 20.0 field goal shooting percentage was the lowest ever in the second half by an Irish team under Brey ... The Irish were outbounded for the first time this season ... Ben Hansbrough topped the 20-plus point mark for the fourth time in 2010-11 and 11th time during his career ... Carleton Scott netted double figures for the seventh consecutive game, the longest double-figure scoring streak of his career.

GAME #11		NOTRE DAME	88
		STONY BROOK	62

December 19, 2010 • Notre Dame, Ind.

Purcell Pavilion at the Joyce Center


Stony Brook	FG-A	3FG-A	FT-A	REB	PF	TP	A	TO	BK	ST	MIN
Danny Carter	1-2	0-1	0-0	2-3-5	1	2	1	2	0	1	19
Al Rapier	1-5	0-0	0-0	1-2-3	3	2	2	3	0	1	19
Anthony Mayo	3-7	0-0	0-0	1-3-4	2	6	0	0	1	0	20
Bryan Dougher	1-9	1-4	0-0	0-0-0	0	3	0	1	0	0	25
Marcus Rouse	6-11	2-4	1-2	1-2-3	2	15	2	0	0	1	26
Prebye Prebony	1-3	0-0	2-2	1-3-4	1	4	4	0	1	0	16
Anthony Jackson	5-8	2-5	0-0	1-2-3	3	12	1	1	0	1	15
Dave Coley	5-13	1-2	0-0	0-4-4	1	11	0	1	0	0	24
Leonard Hayes	0-0	0-0	0-0	0-1-1	1	0	1	0	0	0	4
Aric McAlister	1-2	0-0	0-0	1-0-1	2	2	0	0	0	1	13
Dallis Joyner	2-9	0-0	1-4	2-0-2	1	5	0	0	0	0	19
Team			1-0-1								
Totals	26-69	6-16	4-8	12-21-33	17	62	11	8	2	5	200
Total FG%	1st Half: 12-33, 36.4%			2nd Half: 14-36, 38.9%			Game: 37.7%				
3-PT FG%	1st Half: 3-6, 50.0%			2nd Half: 3-10, 30.0%			Game: 37.5%				
FT %	1st Half: 1-2, 50.0%			2nd Half: 3-6, 50.0%			Game: 50.0%				
Deadball Rebounds:	2										

Notre Dame	FG-A	3FG-A	FT-A	REB	PF	TP	A	TO	BK	ST	MIN
Tyrone Nash	1-4	0-0	2-2	1-5-6	2	4	2	2	2	1	26
Tim Abromaitis	8-13	2-5	4-5	2-6-8	0	22	3	2	2	1	31
Carleton Scott	8-8	4-4	0-0	2-2-4	0	20	5	1	0	0	26
Scott Martin	4-6	1-1	0-0	1-5-6	1	9	3	0	0	2	21
Ben Hansbrough	4-14	2-7	4-4	0-4-4	2	14	8	0	0	1	28
Eric Atkins	1-3	0-1	0-0	0-3-3	2	2	5	2	0	0	29
Tom Kopko	0-0	0-0	0-0	0-0-0	0	0	1	0	0	0	2
Alex Dragicevich	0-0	0-0	0-0	0-0-0	0	0	0	0	0	0	4
Tom Knight	0-2	0-0	0-0	0-1-1	0	0	0	0	0	0	4
Joey Brooks	3-5	0-0	0-0	0-2-2	2	6	1	2	0	0	10
Mike Broghammer	2-4	0-0	0-0	0-0-0	0	4	0	0	0	0	9
Jack Cooley	3-4	0-0	1-1	1-2-3	1	7	0	0	1	0	10
Team											
Totals	34-63	9-18	11-12	9-33-42	10	88	28	9	5	4	200
Total FG%	1st Half: 15-31, 48.4%			2nd Half: 19-32, 59.4%			Game: 54.0%				
3-PT FG%	1st Half: 4-11, 36.4%			2nd Half: 5-7, 71.4%			Game: 50.0%				
FT %	1st Half: 7-8, 87.5%			2nd Half: 4-4, 100.0%			Game: 91.7%				
Deadball Rebounds:	0										

SCORE BY PERIODS	1	2	F
Stony Brook	28	34	62
Notre Dame	41	47	88

OFFICIALS: Ed Corbett, Les Jones, Lamar Simpson
TECHNICALS: Stony Brook - None, Notre Dame - None
ATTENDANCE: 6,211

Notes: Carleton Scott topped the 20-point mark for the second straight game and second time in his career as he extended his current double-figure scoring streak to a personal best nine consecutive games ... With his eight-for-eight performance from the field, Scott equaled the best field goal percentage by an Irish player since Torin Francis hit on all eight of his field goal attempts against Maryland on Dec. 7, 2002 ... His five assists also marked a career best ... Ben Hansbrough has faltered at three-point field in 15 consecutive games ... Notre Dame dished out 20-plus assists for the fifth time this season and the 28 assists were the second-highest total of the season ... Tim Abromaitis reached double figures for the ninth time and tallied 20-plus points for the fifth time (13th in his career) ... The Irish eclipsed the 80-point mark for the seventh time and the 41 first-half points marked the seventh time this season that the Irish had netted 40-plus points in the first half ... Notre Dame has outbounded 10 of its 11 opponents.

GAME #10		NOTRE DAME	83
		GONZAGA	79

December 11, 2010 • Notre Dame, Ind.

Purcell Pavilion at the Joyce Center


Gonzaga	FG-A	3FG-A	FT-A	REB	PF	TP	A	TO	BK	ST	MIN
Elias Harris	6-9	1-2	6-6	1-4-5	5	19	4	2	1	1	24
Mathis Monninghoff	1-2	1-1	0-0	0-1-1	1	3	1	0	0	0	13
Robert Sacre	8-13	0-0	0-0	1-5-6	5	16	1	2	2	0	36
Demetri Goodson	0-4	0-1	0-0	1-0-1	5	0	4	0	0	1	25
Steven Gray	6-13	5-10	1-2	0-2-2	5	18	8	1	0	0	37
Marquise Carter	2-5	0-1	1-2	0-0-0	1	5	1	0	0	1	14
Mangisto Arop	5-6	4-5	2-2	0-5-5	2	16	0	3	0	0	32
David Stockton	0-0	0-0	0-0	0-0-0	0	0	0	0	0	0	0+
Kelly Olynyk	0-2	0-0	0-0	0-1-1	1	0	1	0	0	0	11
Michael Hart	0-0	0-0	0-0	0-0-0	0	0	0	0	0	0	1
Sam Dowler	1-1	0-0	0-0	0-0-0	2	2	0	1	0	0	7
Team			2-4-6								
Totals	29-55	11-20	10-12	5-22-27	27	79	20	9	3	3	200
Total FG%	1st Half: 14-26, 53.8%			2nd Half: 15-29, 51.7%			Game: 52.7%				
3-PT FG%	1st Half: 5-9, 55.6%			2nd Half: 6-11, 54.5%			Game: 55.0%				
FT %	1st Half: 4-4, 100.0%			2nd Half: 6-8, 75.0%			Game: 83.3%				
Deadball Rebounds:	1										

Notre Dame	FG-A	3FG-A	FT-A	REB	PF	TP	A	TO	BK	ST	MIN
Tyrone Nash	1-2	0-0	1-1	0-1-1	4	3	5	1	0	1	24
Tim Abromaitis	7-13	4-6	3-3	2-6-8	1	21	4	1	0	0	39
Carleton Scott	6-9	3-5	8-9	1-3-4	1	23	2	1	1	0	21
Scott Martin	3-6	2-3	1-2	1-2-3	4	9	2	3	0	0	35
Ben Hansbrough	3-7	1-2	6-9	0-3-3	2	13	3	2	0	1	36
Eric Atkins	3-9	1-4	5-10	1-6-7	2	12	3	0	0	1	34
Joey Brooks	0-0	0-0	0-2	0-0-0	0	0	0	0	0	0	1
Mike Broghammer	0-0	0-0	0-0	1-0-1	0	0	0	0	0	0	1
Jack Cooley	1-2	0-0	0-0	0-1-1	3	2	0	0	1	2	9
Team			0-1-1								
Totals	24-48	11-20	24-36	6-22-28	17	83	19	8	2	6	200
Total FG%	1st Half: 14-27, 51.9%			2nd Half: 10-21, 47.6%			Game: 50.0%				
3-PT FG%	1st Half: 6-11, 54.5%			2nd Half: 5-9, 55.6%			Game: 55.0%				
FT %	1st Half: 9-14, 64.3%			2nd Half: 15-22, 68.2%			Game: 66.7%				
Deadball Rebounds:	8										

SCORE BY PERIODS	1	2	F
Gonzaga	37	42	79
Notre Dame	43	40	83

OFFICIALS: John Cahill, Karl Hess, Jeff Clark
TECHNICALS: Gonzaga - Sam Dowler, Notre Dame - Jack Cooley.
ATTENDANCE: 8,570


Notes: Notre Dame is off to a 9-1 start for the second straight year ... This was the first-ever meeting between the Irish and the Zags ... Carleton Scott's 23 points marked a career-high and was the first time in his career with 20-plus points ... Scott's current eight-game double-figure scoring streak is the longest of his career and his three three-pointers matched his career high ... He also became the third different Irish player to score 20-plus points in a game ... Tim Abromaitis' 21 points marked the fourth 20-plus point outing of the season ... Eric Atkins matched his career high with his 12-point effort and reached double figures for the fourth time while his seven rebounds marked a personal best ... Notre Dame's 11 three-pointers marked the fourth time this season the Irish had 10-plus three-pointers in a game.


GAME #12		NOTRE DAME	93
		UMBC	53


December 22, 2010 • Notre Dame, Ind.


Purcell Pavilion at the Joyce Center

UMBC	FG-A	3FG-A	FT-A	REB	PF	TP	A	TO	BK	ST	MIN
Adrian Satchell	1-6	0-0	1-2	3-6-9	3	3	1	3	0	1	23
Justin Fry	2-5	0-0	0-0	0-0-0	3	4	1	2	0	0	14
Bakari Smith	1-2	0-0	0-0	2-3-5	2	2	0	1	0	2	20
Chris De La Rosa	7-14	1-3	0-0	0-5-5	2	15	3	2	0	2	37
Travis King	2-8	0-5	0-0	1-2-3	0	4	1	0</			

GAME #13		NOTRE DAME		69							
		GEORGETOWN		55							
December 29, 2010 • Notre Dame, Ind. Purcell Pavilion at the Joyce Center											
Georgetown	FG-A	3FG-A	FTA	REB	PF	TP	A	TO	BK	ST	MIN
Hollis Thompson	2-4	0-2	0-0	1-5-6	2	4	0	3	0	1	19
Julian Vaughn	2-4	0-0	0-0	0-3-3	4	4	2	0	2	0	17
Chris Wright	1-9	0-5	1-3	0-1-1	3	6	3	0	0	0	34
Austin Freeman	9-16	1-4	2-4	1-2-3	3	21	3	4	0	1	36
Jason Clark	3-9	2-8	0-0	1-4-5	1	8	2	2	0	3	35
Markel Starks	0-0	0-0	0-0	0-0-0	0	0	0	0	0	0	1
Vee Sanford	2-4	0-0	2-2	2-2-4	2	6	0	0	1	0	12
Henry Sims	2-5	0-1	0-0	2-5-7	4	4	2	1	2	1	23
Jerrelle Benimon	0-0	0-0	0-0	1-1-2	2	0	0	0	1	0	10
Nate Lubick	2-3	1-1	0-0	0-0-0	2	5	1	1	0	0	13
Team				2-0-2							1
Totals	23-54	4-22	5-9	10-23-33	24	55	16	15	6	6	200
Total FG%	1st Half: 10-28, 35.7%			2nd Half: 13-26, 50.0%			Game: 42.6%				
3-PT FG%	1st Half: 3-13, 23.1%			2nd Half: 1-9, 11.1%			Game: 18.2%				
FT %	1st Half: 3-7, 42.9%			2nd Half: 2-2, 100.0%			Game: 55.6%				
Deadball Rebounds: 1											
Notre Dame	FG-A	3FG-A	FTA	REB	PF	TP	A	TO	BK	ST	MIN
Tyrone Nash	5-11	0-0	5-6	6-4-10	2	15	3	2	1	0	33
Tim Abromaitis	6-12	5-7	3-3	1-3-4	1	20	1	3	0	1	39
Carleton Scott	0-6	0-4	4-4	0-7-7	2	4	1	2	2	3	37
Scott Martin	5-9	1-1	0-4	0-3-3	1	11	1	1	0	1	30
Ben Hansbrough	3-11	1-1	10-10	3-3-6	3	17	3	2	0	2	37
Eric Atkins	0-2	0-1	0-0	1-0-1	4	0	2	1	0	0	19
Jack Cooley	1-1	0-0	0-0	0-1-0	0	2	0	0	0	0	5
Team				0-3-3							1
Totals	20-52	7-16	22-27	11-24-35	13	69	14	11	3	6	200
Total FG%	1st Half: 10-27, 37.0%			2nd Half: 10-25, 40.0%			Game: 38.5%				
3-PT FG%	1st Half: 3-8, 37.5%			2nd Half: 4-8, 50.0%			Game: 43.8%				
FT %	1st Half: 11-14, 78.6%			2nd Half: 11-13, 84.6%			Game: 81.5%				
Deadball Rebounds: 3											
SCORE BY PERIODS	1	2	F								
Georgetown	26	29	55								
Notre Dame	34	35	69								
OFFICIALS: Pat Driscoll, Mike Roberts, Karl Hess											
TECHNICALS: Georgetown - None, Notre Dame - None											
ATTENDANCE: 9,149											
Notes: With the win, the Irish earned their third consecutive win over Georgetown ... It was first win over a top-10 team since a 70-68 win against No. 8 West Virginia on Jan. 9, 2010 ... Notre Dame is off to a 12-1 start for the first time since the 2006-07 campaign ... The Irish are now 10-6 all-time in BIG EAST openers, 7-4 under Mike Brey and have won five league openers ... Notre Dame is now 18-3 in its last 21 games ... Tim Abromaitis scored 20-plus points for the fourth straight game (a first in his career) and seventh time this season ... His five three-pointers matched a career high ... Tyrone Nash notched his third double-double ... Ben Hansbrough netted double figures for the 12th time this season and seventh straight contest ... He also has made a three pointer in a team-best 17 consecutive games ... Carleton Scott had his 10-game (personal best) double-figure scoring streak snapped ... Scott Martin reached double figures for the fifth time this season and second consecutive contest ... The 55 points were the second fewest Notre Dame has allowed in the series with the Hoyas ... The Irish started 1-4 from the line, but finished the game by hitting 21 of their last 23 attempts, including a string of 17 consecutive free throws.											

GAME #14		NOTRE DAME		58							
		SYRACUSE		70							
January 1, 2011 • Syracuse, N.Y. Carrier Dome											
Notre Dame	FG-A	3FG-A	FTA	REB	PF	TP	A	TO	BK	ST	MIN
Tyrone Nash	2-4	0-0	1-2	3-3-6	1	5	1	1	1	1	0
Tim Abromaitis	6-15	3-6	0-1	3-4-7	3	15	2	4	0	1	38
Carleton Scott	4-5	1-2	0-0	0-0-0	3	9	2	2	0	0	25
Scott Martin	3-9	0-2	4-4	1-6-7	2	10	6	5	1	1	34
Ben Hansbrough	5-13	2-8	0-0	0-3-3	2	12	5	0	0	2	37
Eric Atkins	1-5	1-3	0-0	1-0-1	2	3	2	2	0	2	16
Tom Knight	0-0	0-0	0-0	0-0-0	0	0	0	0	0	0	0+
Joey Brooks	0-0	0-0	0-0	0-0-0	0	0	0	0	0	0	1
Mike Broghammer	0-0	0-0	0-0	0-0-0	0	0	0	0	0	0	0
Jack Cooley	2-3	0-0	0-0	1-1-2	2	4	0	0	0	1	12
Team				2-0-2							1
Totals	23-54	7-21	5-7	11-17-28	15	58	18	15	3	6	200
Total FG%	1st Half: 13-30, 43.3%			2nd Half: 10-24, 41.7%			Game: 42.6%				
3-PT FG%	1st Half: 4-13, 30.8%			2nd Half: 3-8, 37.5%			Game: 33.3%				
FT %	1st Half: 3-5, 60.0%			2nd Half: 2-2, 100.0%			Game: 71.4%				
Deadball Rebounds: 1											
Syracuse	FG-A	3FG-A	FTA	REB	PF	TP	A	TO	BK	ST	MIN
Rick Jackson	4-9	0-0	4-8	4-1-5	1	12	3	2	6	1	36
Kris Joseph	8-17	2-5	0-0	1-7-8	2	18	0	2	0	2	39
Fab Melo	0-1	0-0	0-0	1-0-1	1	0	0	1	0	1	7
Scopio Jardine	5-9	1-4	4-6	0-2-2	2	15	9	5	0	1	36
Brandon Triche	3-6	0-2	0-0	3-1-4	0	6	0	1	0	0	18
Dion Waiters	2-7	0-2	1-1	0-3-3	3	5	2	0	0	2	26
C.J. Fair	1-1	0-0	0-0	1-2-3	0	2	0	0	0	0	4
Baye Moussa Keita	0-0	0-0	0-0	0-1-1	1	0	0	0	0	0	11
James Southerland	5-7	2-4	0-0	1-2-3	2	12	1	0	1	3	23
Team				4-2-6							1
Totals	28-57	5-17	9-15	15-21-36	12	70	15	11	7	10	200
Total FG%	1st Half: 13-29, 44.8%			2nd Half: 15-28, 53.6%			Game: 49.1%				
3-PT FG%	1st Half: 2-8, 25.0%			2nd Half: 3-9, 33.3%			Game: 29.4%				
FT %	1st Half: 6-10, 60.0%			2nd Half: 3-5, 60.0%			Game: 60.0%				
Deadball Rebounds: 3											
SCORE BY PERIODS	1	2	F								
Notre Dame	33	25	58								
Georgetown	34	36	70								
OFFICIALS: John Cahill, Mike Eades, Michael Stephens											
TECHNICALS: Notre Dame - None, Syracuse - None											
ATTENDANCE: 23,058											
Notes: Notre Dame played its second top-10 team for the second consecutive game ... The Irish lost its third straight to the Orange and fell to 3-9 all-time at the Carrier Dome ... Mike Brey is now 5-12 all-time against Syracuse ... Tim Abromaitis had his four-game 20-plus point streak snapped ... Notre Dame's 15 turnovers were the second-most this season ... The Orange's 49.1 percent field goal percentage was the best against the Irish to date ... Notre Dame was outrebounded for just the second time this season ... Syracuse's 10 steals were the most by an Irish opponent ... Scott Martin notched double figures for a season-high third consecutive contest ... Notre Dame's five three throws made and seven attempted were both season lows.											

GAME #15		NOTRE DAME		73							
		CONNECTICUT		70							
January 4, 2011 • Notre Dame, Ind. Purcell Pavilion at the Joyce Center											
Connecticut	FG-A	3FG-A	FTA	REB	PF	TP	A	TO	BK	ST	MIN
Roscoe Smith	5-8	0-1	1-2	1-3-4	2	11	0	0	1	0	32
Alex Oriakhi	0-3	0-0	0-0	0-6-6	5	0	2	3	2	0	23
Charles Okwandu	1-2	0-0	0-0	0-1-1	2	2	1	0	1	1	17
Jeremy Lamb	3-5	2-3	0-0	3-1-4	2	8	0	1	0	0	20
Kemba Walker	8-23	0-5	3-3	0-7-7	4	19	5	3	1	3	37
Donnell Beverly	0-0	0-0	0-0	0-1-1	0	0	1	0	0	0	8
Jamal Coombs-McDaniel	4-7	1-2	0-0	2-2-4	2	9	0	1	0	0	17
Niels Giffey	1-4	1-3	0-0	0-0-0	0	3	2	0	0	1	10
Tyler Olander	0-1	0-0	0-0	1-1-2	3	0	0	1	0	0	8
Shabazz Napier	4-6	3-4	7-7	1-1-2	3	18	5	3	1	1	28
Team				2-0-2							1
Totals	26-59	7-18	11-12	10-23-33	23	70	16	12	6	6	200
Total FG%	1st Half: 12-30, 40.0%			2nd Half: 14-29, 48.3%			Game: 44.1%				
3-PT FG%	1st Half: 3-8, 37.5%			2nd Half: 4-10, 40.0%			Game: 38.9%				
FT %	1st Half: 3-4, 75.0%			2nd Half: 8-8, 100.0%			Game: 91.7%				
Deadball Rebounds: 0											
Notre Dame	FG-A	3FG-A	FTA	REB	PF	TP	A	TO	BK	ST	MIN
Tyrone Nash	3-8	0-0	5-6	3-4-7	4	11	3	1	3	0	26
Tim Abromaitis	6-9	3-5	4-10	1-6-7	2	19	1	3	1	2	39
Eric Atkins	2-6	1-2	2-5	0-1-1	2	7	5	0	0	3	39
Scott Martin	4-12	2-6	3-4	1-2-3	4	13	2	2	1	0	31
Ben Hansbrough	7-16	2-6	5-6	2-3-5	2	21	4	2	0	1	40
Joey Brooks	0-0	0-0	0-0	0-0-0	1	0	0	0	0	0	7
Jack Cooley	1-2	0-0	0-0	2-4-6	2	2	0	0	0	1	18
Team				3-4-7							1
Totals	23-53	8-19	19-31	12-24-36	17	73	15	8	5	7	200
Total FG%	1st Half: 12-29, 41.4%			2nd Half: 11-24, 45.8%			Game: 43.4%				
3-PT FG%	1st Half: 7-14, 50.0%			2nd Half: 1-5, 20.0%			Game: 42.1%				
FT %	1st Half: 7-12, 58.3%			2nd Half: 12-19, 63.2%			Game: 61.3%				
Deadball Rebounds: 3											
SCORE BY PERIODS	1	2	F								
Connecticut	30	40	70								
Notre Dame	38	35	73								
OFFICIALS: Tim Higgins, James Breeding, Mike Roberts											
TECHNICALS: Connecticut - None, Notre Dame - None											
ATTENDANCE: 7,291											
Notes: Mike Brey earned his 100th BIG EAST career regular-season victory and is one of only six coaches in league history with 100 regular-season wins ... This was the seventh time in the last eight games where the final outcome was decided by nine or fewer points and was the Irish's closest win in the series since a 68-66 win at home on Feb. 12, 2000 (also the closest win this season) ... Notre Dame was facing its third straight top-10 opponent ... The Irish had not faced three consecutive top-10 opponents since the 2002-03 campaign ... The back-to-back home wins against Georgetown and Connecticut were the first against top-10 teams for a Notre Dame team since the 1960-61 season ... Tim Abromaitis reached double figures for the 13th time in 2010-11 ... Ben Hansbrough scored in double figures for the ninth straight game and 14th time this season ... His 21 points marked the fifth time that he has netted 20-plus points in a game (12th time in his career and eighth time at Notre Dame) ... Scott Martin scored in double figures for the fourth straight game ... Tyrone Nash scored in double figures for the eighth time this season ... The game marked the 10th time this season that Notre Dame has had at least four players in double figures ... Notre Dame is 10-0 at home this season.											

GAME #16		NOTRE DAME		76							
		ST. JOHN'S		61							
January 8, 2011 • Notre Dame, Ind. Purcell Pavilion at the Joyce Center											
St. John's	FG-A	3FG-A	FTA	REB	PF	TP	A	TO	BK	ST	MIN
Dwayne Polee II	5-8	0-1	2-3	3-3-6	4	12	1	2	1	1	31
Dele Coker	1-3	0-0	1-2	0-0-0	1	3	0	0	0	0	11
Justin Brownlee	7-18	1-4	2-2	2-5-7	3	17	1				

GAME #21		NOTRE DAME		56
		PITTSBURGH		

January 24, 2011 • Pittsburgh, Pa.
Peterson Events Center

Notre Dame	FG-A	3FG-A	FTA	REB	PF	TP	A	TO	BK	ST	MIN
Tyrone Nash	1-2	0-0	3-5	1-3-4	2	5	2	2	1	0	30
Tim Abramaitis	0-0	0-0	2-2	1-1-2	1	2	0	0	1	0	29
Carleton Scott	5-11	5-6	1-1	3-6-9	2	16	0	0	1	0	34
Scott Martin	3-10	3-6	1-2	0-1-1	2	10	1	1	0	0	36
Ben Hansbrough	8-14	1-6	2-3	1-3-4	3	19	7	5	0	1	39
Eric Atkins	1-1	0-0	0-0	0-0-0	0	2	1	0	0	0	22
Jack Cooley	1-1	0-0	0-0	0-1-1	2	2	0	0	1	0	10
Team				1-1-2				2			
Totals	19-39	9-18	9-13	7-16-23	12	56	11	10	4	2	200
Total FG%	8-21, 38.1%		2nd Half: 11-18, 61.1%		Game: 48.7%						
3-PT FG%	1st Half: 5-10, 50.0%		2nd Half: 4-8, 50.0%		Game: 50.0%						
FT %	1st Half: 2-3, 66.7%		2nd Half: 7-10, 70.0%		Game: 69.2%						
Deadball Rebounds:	1										

Pittsburgh	FG-A	3FG-A	FTA	REB	PF	TP	A	TO	BK	ST	MIN
Gilbert Brown	3-7	1-4	6-6	4-2-6	2	13	1	0	2	0	35
Nasir Robinson	1-4	0-0	2-4	4-1-5	3	4	1	1	0	1	30
Gary McGhee	2-4	0-0	1-4	3-4-7	1	5	0	0	1	0	26
Ashton Gibbs	4-13	1-5	0-0	1-0-1	2	9	2	2	0	0	33
Brad Wanamaker	5-12	2-4	0-0	0-5-5	1	12	3	3	0	2	36
Travon Woodall	2-2	2-2	0-0	0-1-1	2	6	2	2	0	1	18
Dante Taylor	1-3	0-0	0-2	0-2-2	1	2	0	0	0	0	13
Lamar Patterson	0-0	0-0	0-0	0-0-0	2	0	0	0	0	0	6
Talib Zanna	0-0	0-0	0-0	0-1-1	0	0	0	0	0	0	3
Team				1-0-1							
Totals	18-45	6-15	9-16	13-16-29	14	51	9	8	3	4	200
Total FG%	1st Half: 9-23, 39.1%		2nd Half: 9-22, 40.9%		Game: 40.0%						
3-PT FG%	1st Half: 5-10, 50.0%		2nd Half: 1-5, 20.0%		Game: 40.0%						
FT %	1st Half: 5-8, 62.5%		2nd Half: 4-8, 50.0%		Game: 56.3%						
Deadball Rebounds:	4										

SCORE BY PERIODS	1	2	F
Notre Dame	23	33	56
Pittsburgh	28	23	51

OFFICIALS: Ed Corbett, Michael Stephens, Tony Greene
TECHNICALS: Notre Dame - None, Pittsburgh - None
ATTENDANCE: 12,591

Notes: Notre Dame had been winless at the Peterson Events Center (0-5) prior to the victory in which it held Pittsburgh to its lowest point total of the season ... The Irish had not beaten the Panthers on their home floor since Jan. 12, 2002 ... Notre Dame snapped Pittsburgh's 20-game home win streak as the Panthers suffered just their 12 (11th against a BIG EAST team) loss in 157 games at the Peterson Events Center ... It was Notre Dame's third straight win over the Panthers and the first three-game win streak for the Irish against Pittsburgh in BIG EAST play ... This was the first game in which Notre Dame was outrebounded but still won the game ... Ben Hansbrough outscored Pittsburgh 13-12 in the final 9:22 of the contest as he scored 15 of his game-high 19 points in the second half ... Carleton Scott netted double figures for the second straight game ... Scott Martin tallied double figures for the ninth time in 10 games ... This was the highest ranked team a Notre Dame squad under Mike Brey had beaten on the road in a true road game and matched the highest ranked opponent an Irish team had defeated in the Brey era ... Notre Dame's last win over a top-five team on the road had been against No. 2-ranked Connecticut in Hartford, Conn., (75-70) on Jan. 2, 2000.

GAME #23		NOTRE DAME		76
		RUTGERS		

February 6, 2011 • Notre Dame, Ind.
Purcell Pavilion at the Joyce Center

Rutgers	FG-A	3FG-A	FTA	REB	PF	TP	A	TO	BK	ST	MIN
Jonathan Mitchell	9-14	5-8	1-1	1-6-7	2	24	3	0	0	1	30
Gilvydas Biruta	3-4	0-0	2-2	1-2-3	5	8	1	2	0	2	21
James Beatty	1-5	1-5	0-0	1-1-2	4	3	4	1	0	3	34
Dane Miller	5-13	0-0	1-2	1-4-5	2	11	2	1	1	0	28
Mike Coburn	4-13	0-5	1-3	1-1-2	2	9	5	1	0	2	34
Austin Carroll	1-1	1-1	1-2	0-0-0	2	4	1	1	0	1	8
Robert Lumpkins	2-4	0-1	0-0	0-1-1	2	4	0	0	0	0	18
Austin Johnson	0-2	0-0	0-0	1-2-3	4	0	0	0	0	0	6
Mike Poole	2-6	0-0	2-2	1-5-6	3	6	0	1	1	0	21
Team				2-0-2							
Totals	27-62	7-20	8-12	9-22-31	26	69	16	7	2	9	200
Total FG%	1st Half: 14-29, 48.3%		2nd Half: 13-33, 39.4%		Game: 43.5%						
3-PT FG%	1st Half: 3-7, 42.9%		2nd Half: 4-13, 30.8%		Game: 35.0%						
FT %	1st Half: 2-4, 50.0%		2nd Half: 6-8, 75.0%		Game: 66.7%						
Deadball Rebounds:	1										

Notre Dame	FG-A	3FG-A	FTA	REB	PF	TP	A	TO	BK	ST	MIN
Tyrone Nash	2-6	0-0	4-6	0-5-5	5	8	0	1	0	0	31
Tim Abramaitis	4-8	1-4	1-2	1-7-8	1	10	1	2	0	0	33
Carleton Scott	4-6	2-2	2-2	3-8-11	2	12	0	0	3	1	34
Scott Martin	3-6	0-1	8-9	1-1-2	2	14	3	1	0	0	34
Ben Hansbrough	6-15	2-8	11-13	1-5-6	0	25	5	4	0	1	39
Eric Atkins	2-4	0-0	1-2	0-2-2	3	5	6	1	0	2	23
Joey Brooks	0-0	0-0	0-0	0-0-0	0	0	0	0	0	0	2
Jack Cooley	1-2	0-0	0-0	0-1-1	0	2	0	0	1	0	4
Team				0-1-1							
Totals	22-47	5-15	27-34	7-29-36	13	76	15	9	4	4	200
Total FG%	1st Half: 14-27, 51.9%		2nd Half: 8-20, 40.0%		Game: 46.8%						
3-PT FG%	1st Half: 5-13, 38.5%		2nd Half: 0-2, 00.0%		Game: 33.3%						
FT %	1st Half: 4-4, 100.0%		2nd Half: 23-30, 76.7%		Game: 79.4%						
Deadball Rebounds:	3										

SCORE BY PERIODS	1	2	F
Rutgers	33	36	69
Notre Dame	37	39	76

OFFICIALS: Karl Hess, Joe Lindsay, James Breeding
TECHNICALS: Rutgers - None, Notre Dame - None
ATTENDANCE: 8,139

Notes: Notre Dame improved to 17-12 all-time against Rutgers as the Irish won their seventh straight against the Scarlet Knights at Purcell Pavilion ... Notre Dame's 19-4 start matches the best 23-game record for the Irish under Mike Brey ... The 8-3 BIG EAST record over 11 games is the best 11-game start since going 8-3 in 2007-08 ... Notre Dame won its fifth straight conference outing, marking the first five-game regular-season conference win streak since 2007-08 ... The Irish had four players in double figures for the ninth time this season ... Ben Hansbrough netted 20-plus points for the third time in four games and the ninth time overall during the 2010-11 campaign ... Carleton Scott notched his fifth double-double of the season ... Scott Martin scored in double figures for the fifth straight game ... Notre Dame improved to 14-0 at home this season and has won 16 straight games at Purcell Pavilion dating back to last season.

GAME #22		NOTRE DAME		83
		DEPAUL		

February 3, 2011 • Rosemont, Ill.
Allstate Arena

Notre Dame	FG-A	3FG-A	FTA	REB	PF	TP	A	TO	BK	ST	MIN
Tyrone Nash	3-6	1-1	3-4	5-3-8	1	10	4	3	0	1	32
Tim Abramaitis	4-9	1-3	4-4	2-2-4	3	13	1	2	0	3	29
Carleton Scott	3-10	0-5	2-2	1-4-5	2	8	3	2	2	0	32
Scott Martin	6-10	1-2	2-2	1-6-7	2	15	1	0	0	2	30
Ben Hansbrough	7-12	5-8	5-9	1-2-3	1	24	3	1	0	1	34
Eric Atkins	2-3	1-2	1-1	1-1-2	0	6	3	0	0	0	21
Tom Kopko	0-0	0-0	0-0	0-0-0	0	0	1	0	0	0	1
Alex Dragicevich	0-0	0-0	0-0	0-0-0	0	0	0	0	0	0	3
Tom Knight	1-1	0-0	0-0	0-0-0	0	2	0	0	0	0	2
Joey Brooks	0-0	0-0	2-2	0-0-0	0	2	0	0	0	0	9
Jack Cooley	1-2	0-0	1-2	0-1-1	3	3	1	0	0	0	7
Team				2-2-4							
Totals	27-53	9-21	20-26	13-22-35	12	83	17	9	2	7	200
Total FG%	1st Half: 13-28, 46.4%		2nd Half: 14-25, 56.0%		Game: 50.9%						
3-PT FG%	1st Half: 5-12, 41.7%		2nd Half: 4-9, 44.4%		Game: 42.9%						
FT %	1st Half: 6-10, 60.0%		2nd Half: 14-16, 87.5%		Game: 76.9%						
Deadball Rebounds:	1										

DePaul	FG-A	3FG-A	FTA	REB	PF	TP	A	TO	BK	ST	MIN
Cleveland Melvin	2-9	0-0	0-0	5-5-10	2	4	0	3	1	1	29
Krys Faber	2-7	0-0	2-2	3-3-6	5	6	0	2	1	0	22
Jeremiah Kelly	2-6	2-6	0-0	1-1-2	4	6	1	1	0	2	25
Brandon Young	5-14	2-8	4-4	1-1-2	1	16	4	5	0	0	33
Jimmy Drew	2-6	0-0	1-2-3	1	6	0	2	0	0	24	
Michael Bizoukas	1-2	1-1	0-0	0-0-0	2	3	3	1	0	1	18
Mario Stula	0-0	0-0	0-0	0-0-0	0	0	0	0	0	0	2
Moses Morgan	3-6	2-4	2-2	0-3-3	2	10	1	2	2	0	21
Tony Freeland	2-4	0-0	3-6	3-2-5	4	7	2	1	0	0	25
Edmund McGhee	0-0	0-0	0-2	2-0-2	1	0	0	0	0	0	1
Team				1-2-3							
Totals	19-54	9-25	11-16	17-19-36	22	58	11	18	4	4	200
Total FG%	1st Half: 8-25, 32.0%		2nd Half: 11-29, 37.9%		Game: 35.2%						
3-PT FG%	1st Half: 3-12, 25.0%		2nd Half: 6-13, 46.2%		Game: 36.0%						
FT %	1st Half: 5-6, 83.3%		2nd Half: 6-10, 60.0%		Game: 68.8%						
Deadball Rebounds:	4										

SCORE BY PERIODS	1	2	F
Notre Dame	37	46	83
DePaul	24	34	58

OFFICIALS: Ed Corbett, Tim Higgins, Sean Corbin
TECHNICALS: Notre Dame - None, DePaul - None
ATTENDANCE: 10,982

Notes: This was the 101st meeting between the two schools

GAME #25	USF		NOTRE DAME										78
			USF										55
February 12, 2011 • Tampa, Fla.													
Sun Dome													
Notre Dame	FG-A	3FG-A	FTA	REB	PF	TP	A	TO	BK	ST	MIN		
Tyrone Nash	5-6	0-0	0-0	1-5-6	0	10	2	1	1	0	29		
Tim Abromaitis	5-8	2-3	0-0	0-3-3	2	12	1	2	1	2	28		
Carleton Scott	5-11	2-5	1-1	0-11-11	4	13	3	3	2	1	33		
Scott Martin	4-6	2-3	0-0	0-7-7	0	10	2	2	3	1	30		
Ben Hansbrough	5-10	0-2	2-3	0-2-2	2	12	8	2	0	2	27		
Eric Atkins	0-4	0-1	0-0	0-0-0	0	0	7	1	0	1	17		
Tom Kopko	0-1	0-1	0-0	0-0-0	0	0	0	0	0	0	1		
Alex Dragicevich	1-2	1-2	0-0	0-0-0	0	3	0	1	0	0	5		
Tom Knight	0-2	0-0	0-0	0-0-0	0	0	0	0	0	0	5		
Joey Brooks	0-1	0-0	0-2	0-0-0	1	0	0	1	0	0	9		
Jack Cooley	9-10	0-0	0-1	6-2-8	1	18	0	0	1	1	16		
Team				2-1-3									
Totals	34-61	7-17	3-7	9-31-40	10	78	23	13	8	8	200		
Total FG%	1st Half: 18-27, 66.7%			2nd Half: 16-34, 47.1%				Game: 55.7%					
3-PT FG%	1st Half: 4-7, 57.1%			2nd Half: 3-10, 30.0%				Game: 41.2%					
FT %	1st Half: 1-4, 25.0%			2nd Half: 2-3, 66.7%				Game: 42.9%					
Deadball Rebounds: 2													
USF	FG-A	3FG-A	FTA	REB	PF	TP	A	TO	BK	ST	MIN		
Ron Anderson Jr.	3-7	0-0	0-0	6-5-11	3	6	1	0	0	0	22		
Augustus Gilchrist	1-10	0-2	1-4	2-1-3	3	3	1	3	0	2	25		
Toarlyn Fitzpatrick	2-7	0-2	0-0	5-4-9	0	4	0	2	1	0	22		
Hugh Robertson	2-8	0-1	1-1	0-1-1	0	5	0	1	1	1	30		
Anthony Crater	0-5	0-2	0-0	0-2-2	1	0	0	2	0	1	22		
LaVonte Dority	1-3	0-1	0-0	0-0-0	2	2	4	3	0	0	17		
Jawanza Poland	1-6	1-4	0-0	0-1-1	0	3	2	1	0	1	18		
Shedrick Haynes	0-1	0-0	0-0	0-0-0	0	0	0	0	0	0	1		
Shaun Noriega	7-12	6-10	3-4	0-3-3	0	23	0	0	0	2	28		
Mike Burwell	1-2	0-0	0-0	1-0-1	0	2	0	0	0	0	14		
Jarrid Famous	3-8	0-0	1-2	3-3-6	0	7	0	2	1	0	14		
Team				4-0-4									
Totals	21-69	7-22	6-11	21-20-41	9	55	8	14	3	7	200		
Total FG%	1st Half: 6-30, 20.0%			2nd Half: 15-39, 38.5%				Game: 30.4%					
3-PT FG%	1st Half: 1-7, 14.3%			2nd Half: 6-15, 40.0%				Game: 31.8%					
FT %	1st Half: 4-6, 66.7%			2nd Half: 2-5, 40.0%				Game: 54.5%					
Deadball Rebounds: 1													
SCORE BY PERIODS	1	2	F										
Notre Dame	41	37	78										
USF	17	38	55										
OFFICIALS: Ed Corbett, Mike Roberts, Gene Steratore													
TECHNICALS: Notre Dame - None, USF - None													
ATTENDANCE: 6,104													
Notes: Notre Dame reached the 10-win win mark for the second straight season and the seventh time in 11 years ... With their fifth consecutive win against USF, the Irish improved to 7-1 all-time in the series ... Notre Dame's 21-4 record signifies the best 25-game start under Mike Brey and it marked the first time since the 1980-81 campaign that Irish won 21 of their first 25 games ... The Irish extended their current win streak to seven games in conference play and matches the second-longest BIG EAST regular season win streak in program history ... For the first time in program history, in a BIG EAST game, the Irish placed six players in double figures ... Jack Cooley made a career-high 15 consecutive baskets before his miss on his final attempt against the Bulls ... He made his final field goal attempts against Rutgers, hit all five attempts against Louisville and then made his first nine attempts against USF... His 18 points were a career high and it marked his fourth double-figure scoring effort of the season and the second straight game that he has reached double figures ... Carleton Scott recorded his sixth double-double of the season and ninth of his career ... Eric Atkins tied his career-high with seven assists ... The Irish shot a season-high 55.7 percent in a BIG EAST game ... Notre Dame's 34 field goals made were a season high in a conference game ... The Irish shot 66.7% (18-27) from the field in the first half. That was the best shooting percentage in a half for the Irish this season ... Notre Dame matched a season-high with eight blocked shots.													



2010-11 Notre Dame Men's Basketball
 Notre Dame Combined Team Statistics (as of Feb 14, 2011)
 All games

RECORD:	OVERALL	HOME	AWAY	NEUTRAL
ALL GAMES	21-4	15-0	3-3	3-1
CONFERENCE	10-3	7-0	3-3	0-0
NON-CONFERENCE	11-1	8-0	0-0	3-1

##	Player	gp-gs	min	avg	Total		3-Point		F-Throw		Rebounds				pf	dq	a	to	blk	stl	pts	avg	
					fg-fga	fg%	3fg-fga	3fg%	ft-fta	ft%	off	def	tot	avg									
23	HANSBROUGH, Ben	25-25	868	34.7	134-287	.467	58-140	.414	107-132	.811	20	74	94	3.8	62	0	103	58	1	31	433	17.3	
21	ABROMAITIS, Tim	25-25	843	33.7	113-255	.443	48-120	.400	83-102	.814	34	125	159	6.4	47	0	43	44	13	22	357	14.3	
34	SCOTT, Carleton	21-20	616	29.3	85-173	.491	33-84	.393	45-51	.882	27	118	145	6.9	51	1	45	26	37	14	248	11.8	
14	MARTIN, Scott	24-24	722	30.1	84-197	.426	24-71	.338	50-75	.667	25	95	120	5.0	46	0	45	36	8	9	242	10.1	
01	NASH, Tyrone	25-25	716	28.6	71-149	.477	1-1	1.000	97-139	.698	58	87	145	5.8	59	3	64	42	15	9	240	9.6	
00	ATKINS, Eric	25-6	682	27.3	52-120	.433	19-52	.365	42-59	.712	13	40	53	2.1	41	0	94	30	1	20	165	6.6	
45	COOLEY, Jack	25-0	267	10.7	47-69	.681	0-0	.000	15-26	.577	38	37	75	3.0	39	0	7	8	14	6	109	4.4	
12	DRAGICEVICH, Alex	10-0	52	5.2	5-15	.333	2-8	.250	8-10	.800	3	5	8	0.8	1	0	2	2	0	0	20	2.0	
32	BROOKS, Joey	21-0	191	9.1	11-30	.367	1-11	.091	15-35	.429	6	21	27	1.3	19	0	10	15	0	9	38	1.8	
33	BROGHAMMER, Mike	10-0	52	5.2	8-20	.400	0-0	.000	2-6	.333	6	4	10	1.0	8	0	1	2	2	0	18	1.8	
25	KNIGHT, Tom	11-0	46	4.2	8-18	.444	0-0	.000	2-2	1.000	7	7	14	1.3	1	0	2	1	2	0	18	1.6	
05	KOPKO, Tom	9-0	20	2.2	1-7	.143	1-5	.200	0-0	.000	2	0	2	0.2	0	0	3	0	0	0	3	0.3	
Team											36	42	78		1		8						
Total.....		25	5075		619-1340	.462	187-492	.380	466-637	.732	275	655	930	37.2	375	4	419	272	93	120	1891	75.6	
Opponents.....		25	5075		593-1457	.407	167-476	.351	261-367	.711	266	540	806	32.2	529	-	345	279	82	133	1614	64.6	

TEAM STATISTICS	ND	OPP	Date	Opponent	Score	Att.
SCORING	1891	1614	11-12-10	GEORGIA SOUTHERN	w 98-61	8165
Points per game	75.6	64.6	11-14-10	LIBERTY	w 72-51	6478
Scoring margin	+11.1	-	11-17-10	CHICAGO STATE	w 102-62	6252
FIELD GOALS-ATT	619-1340	593-1457	11-22-10	MAINE	w 97-72	6303
Field goal pct	.462	.407	^ 11-25-10	vs Georgia	wo2 89-83	2973
3 POINT FG-ATT	187-492	167-476	^ 11-26-10	vs California	w 57-44	2932
3-point FG pct	.380	.351	^ 11-28-10	vs Wisconsin	w 58-51	3428
3-pt FG made per game	7.5	6.7	11-30-10	INDIANA STATE	w 81-72	7080
FREE THROWS-ATT	466-637	261-367	@ 12-8-10	vs Kentucky	L 58-72	17404
Free throw pct	.732	.711	12-11-10	GONZAGA	w 83-79	8570
F-Throws made per game	18.6	10.4	12-19-10	STONY BROOK	w 88-62	6211
REBOUNDS	930	806	12-22-10	UMBC	w 93-53	6265
Rebounds per game	37.2	32.2	* 12-29-10	GEORGETOWN	w 69-55	9149
Rebounding margin	+5.0	-	* 1-1-11	at Syracuse	L 58-70	23058
ASSISTS	419	345	* 1-4-11	CONNECTICUT	w 73-70	7291
Assists per game	16.8	13.8	* 1-8-11	ST. JOHN'S	w 76-61	8032
TURNOVERS	272	279	* 1-10-11	at Marquette	L 57-79	16951
Turnovers per game	10.9	11.2	* 1-16-11	at ST. JOHN'S	L 54-72	8550
Turnover margin	+0.3	-	* 1-19-11	CINCINNATI	w 66-58	8309
Assist/turnover ratio	1.5	1.2	* 1-22-11	MARQUETTE	w 80-75	9149
STEALS	120	133	* 1-24-11	at PITT	w 56-51	12591
Steals per game	4.8	5.3	* 2-3-11	at DePaul	w 83-58	10982
BLOCKS	93	82	* 2-6-11	RUTGERS	w 76-69	8139
Blocks per game	3.7	3.3	* 2-9-11	LOUISVILLE	Wot 89-79	8659
ATTENDANCE	114052	104973	* 2-12-11	at USF	w 78-55	6104
Home games-Avg/Game	15-7603	6-13039				
Neutral site-Avg/Game	-	4-6684				

* = Conference game
 ^ = Old Spice Classic (Orlando, Fla.)
 @ = SEC/BIG EAST Invitational (Louisville, Ky.)

Score by Periods	1st	2nd	OT	OT2	Totals
Notre Dame	928	921	22	20	1891
Opponents	722	866	12	14	1614

2010-11 Notre Dame Men's Basketball
 Notre Dame Season Box Score (as of Feb 12, 2011)
 All games

RECORD:	OVERALL	HOME	AWAY	NEUTRAL
ALL GAMES	21-4	15-0	3-3	3-1
CONFERENCE	10-3	7-0	3-3	0-0
NON-CONFERENCE	11-1	8-0	0-0	3-1

##	Player	gp-gs	min	avg	Total		3-Point		F-Throw		Rebounds				pf	dq	a	to	blk	stl	pts	avg	
					fg-fga	fg%	3fg-fga	3fg%	ft-fa	ft%	off	def	tot	avg									
23	HANSBROUGH, Ben	25-25	868	34.7	134-287	.467	58-140	.414	107-132	.811	20	74	94	3.8	62	0	103	58	1	31	433	17.3	
21	ABROMAITIS, Tim	25-25	843	33.7	113-255	.443	48-120	.400	83-102	.814	34	125	159	6.4	47	0	43	44	13	22	357	14.3	
34	SCOTT, Carleton	21-20	616	29.3	85-173	.491	33-84	.393	45-51	.882	27	118	145	6.9	51	1	45	26	37	14	248	11.8	
14	MARTIN, Scott	24-24	722	30.1	84-197	.426	24-71	.338	50-75	.667	25	95	120	5.0	46	0	45	36	8	9	242	10.1	
01	NASH, Tyrone	25-25	716	28.6	71-149	.477	1-1	1.000	97-139	.698	58	87	145	5.8	59	3	64	42	15	9	240	9.6	
00	ATKINS, Eric	25-6	682	27.3	52-120	.433	19-52	.365	42-59	.712	13	40	53	2.1	41	0	94	30	1	20	165	6.6	
45	COOLEY, Jack	25-0	267	10.7	47-69	.681	0-0	.000	15-26	.577	38	37	75	3.0	39	0	7	8	14	6	109	4.4	
12	DRAGICEVICH, Alex	10-0	52	5.2	5-15	.333	2-8	.250	8-10	.800	3	5	8	0.8	1	0	2	2	0	0	20	2.0	
32	BROOKS, Joey	21-0	191	9.1	11-30	.367	1-11	.091	15-35	.429	6	21	27	1.3	19	0	10	15	0	9	38	1.8	
33	BROGHAMMER, Mike	10-0	52	5.2	8-20	.400	0-0	.000	2-6	.333	6	4	10	1.0	8	0	1	2	2	0	18	1.8	
25	KNIGHT, Tom	11-0	46	4.2	8-18	.444	0-0	.000	2-2	1.000	7	7	14	1.3	1	0	2	1	2	0	18	1.6	
05	KOPKO, Tom	9-0	20	2.2	1-7	.143	1-5	.200	0-0	.000	2	0	2	0.2	0	0	3	0	0	0	3	0.3	
Team											36	42	78		1		8						
Total.....		25	5075		619-1340	.462	187-492	.380	466-637	.732	275	655	930	37.2	375	4	419	272	93	120	1891	75.6	
Opponents.....		25	5075		593-1457	.407	167-476	.351	261-367	.711	266	540	806	32.2	529	-	345	279	82	133	1614	64.6	

Score by Periods	1st	2nd	OT	OT2	Totals
Notre Dame	928	921	22	20	1891
Opponents	722	866	12	14	1614

2010-11 Notre Dame Men's Basketball
 Notre Dame Combined Team Statistics (as of Feb 12, 2011)
 Conference games

RECORD:	OVERALL	HOME	AWAY	NEUTRAL
ALL GAMES	10-3	7-0	3-3	0-0
CONFERENCE	10-3	7-0	3-3	0-0
NON-CONFERENCE	0-0	0-0	0-0	0-0

##	Player	gp-gs	min	avg	Total		3-Point		F-Throw		Rebounds				pf	dq	a	to	blk	stl	pts	avg	
					fg-fga	fg%	3fg-fga	3fg%	ft-fta	ft%	off	def	tot	avg									
23	HANSBROUGH, Ben	13-13	479	36.8	78-165	.473	26-74	.351	67-79	.848	10	43	53	4.1	32	0	55	31	1	20	249	19.2	
21	ABROMAITIS, Tim	13-13	451	34.7	55-118	.466	24-51	.471	30-39	.769	16	53	69	5.3	30	0	14	28	4	13	164	12.6	
34	SCOTT, Carleton	9-8	278	30.9	31-70	.443	14-32	.438	19-21	.905	12	51	63	7.0	22	0	15	10	14	8	95	10.6	
14	MARTIN, Scott	13-13	431	33.2	46-116	.397	13-39	.333	31-46	.674	12	58	70	5.4	26	0	27	23	6	6	136	10.5	
01	NASH, Tyrone	13-13	383	29.5	40-78	.513	1-1	1.000	37-57	.649	31	42	73	5.6	37	3	29	22	10	3	118	9.1	
00	ATKINS, Eric	13-5	353	27.2	24-54	.444	9-24	.375	22-29	.759	4	9	13	1.0	24	0	52	16	0	17	79	6.1	
45	COOLEY, Jack	13-0	133	10.2	23-33	.697	0-0	.000	4-9	.444	17	17	34	2.6	19	0	1	3	7	3	50	3.8	
12	DRAGICEVICH, Alex	4-0	15	3.8	2-5	.400	1-4	.250	1-2	.500	0	1	1	0.3	0	0	1	2	0	0	6	1.5	
32	BROOKS, Joey	10-0	84	8.4	2-6	.333	0-2	.000	10-23	.435	1	7	8	0.8	9	0	0	5	0	4	14	1.4	
33	BROGHAMMER, Mike	3-0	5	1.7	1-1	1.000	0-0	.000	0-0	.000	0	0	0	0.0	0	0	0	0	1	0	2	0.7	
25	KNIGHT, Tom	5-0	10	2.0	1-3	.333	0-0	.000	0-0	.000	1	0	1	0.2	0	0	0	0	0	0	2	0.4	
05	KOPKO, Tom	3-0	3	1.0	0-1	.000	0-1	.000	0-0	.000	0	0	0	0.0	0	0	1	0	0	0	0	0.0	
Team											19	20	39			1			7				
Total.....		13	2625	303-650		.466	88-228	.386	221-305	.725	123	301	424	32.6	200	3	195	147	43	74	915	70.4	
Opponents.....		13	2625	310-729		.425	89-233	.382	143-196	.730	149	273	422	32.5	259	-	177	153	46	73	852	65.5	

TEAM STATISTICS	ND	OPP	Date	Opponent	Score	Att.
SCORING	915	852	* 12-29-10	GEORGETOWN	w 69-55	9149
Points per game	70.4	65.5	* 1-1-11	at Syracuse	L 58-70	23058
Scoring margin	+4.8	-	* 1-4-11	CONNECTICUT	w 73-70	7291
FIELD GOALS-ATT	303-650	310-729	* 1-8-11	ST. JOHN'S	w 76-61	8032
Field goal pct	.466	.425	* 1-10-11	at Marquette	L 57-79	16951
3 POINT FG-ATT	88-228	89-233	* 1-16-11	at ST. JOHN'S	L 54-72	8550
3-point FG pct	.386	.382	* 1-19-11	CINCINNATI	w 66-58	8309
3-pt FG made per game	6.8	6.8	* 1-22-11	MARQUETTE	w 80-75	9149
FREE THROWS-ATT	221-305	143-196	* 1-24-11	at PITT	w 56-51	12591
Free throw pct	.725	.730	* 2-3-11	at DePaul	w 83-58	10982
F-Throws made per game	17.0	11.0	* 2-6-11	RUTGERS	w 76-69	8139
REBOUNDS	424	422	* 2-9-11	LOUISVILLE	wot 89-79	8659
Rebounds per game	32.6	32.5	* 2-12-11	at USF	w 78-55	6104
Rebounding margin	+0.2	-				
ASSISTS	195	177	* = Conference game			
Assists per game	15.0	13.6	^ = Old Spice Classic (Orlando, Fla.)			
TURNOVERS	147	153	@ = SEC/BIG EAST Invitational (Louisville, Ky.)			
Turnovers per game	11.3	11.8				
Turnover margin	+0.5	-				
Assist/turnover ratio	1.3	1.2				
STEALS	74	73				
Steals per game	5.7	5.6				
BLOCKS	43	46				
Blocks per game	3.3	3.5				
ATTENDANCE	58728	78236				
Home games-Avg/Game	7-8390	6-13039				
Neutral site-Avg/Game	-	0-0				

Score by Periods	1st	2nd	OT	Totals
Notre Dame	443	457	15	915
Opponents	384	463	5	852

2010-11 Notre Dame Men's Basketball
 Notre Dame Season Schedule/Results & Leaders (as of Feb 12, 2011)
 All games

RECORD:	OVERALL	HOME	AWAY	NEUTRAL
ALL GAMES	21-4	15-0	3-3	3-1
CONFERENCE	10-3	7-0	3-3	0-0
NON-CONFERENCE	11-1	8-0	0-0	3-1

Date	Opponent	Score	Att.	High Points	High Rebounds
11-12-10	GEORGIA SOUTHERN	w 98-61	8165	(20)HANSBROUGH, Ben	(7)SCOTT, Carleton
11-14-10	LIBERTY	w 72-51	6478	(19)HANSBROUGH, Ben	(9)NASH, Tyrone
11-17-10	CHICAGO STATE	w 102-62	6252	(22)HANSBROUGH, Ben	(11)SCOTT, Carleton
11-22-10	MAINE	w 97-72	6303	(26)ABROMAITIS, Tim	(11)NASH, Tyrone
11-25-10	^vs Georgia	Wo2 89-83	2973	(25)ABROMAITIS, Tim	(11)SCOTT, Carleton
11-26-10	^vs California	w 57-44	2932	(16)SCOTT, Carleton	(11)ABROMAITIS, Tim
11-28-10	^vs Wisconsin	w 58-51	3428	(12)SCOTT, Carleton (12)ATKINS, Eric	(9)ABROMAITIS, Tim
11-30-10	INDIANA STATE	w 81-72	7080	(24)HANSBROUGH, Ben	(8)SCOTT, Carleton
12-8-10	@vs Kentucky	58-72 L	17404	(21)HANSBROUGH, Ben	(8)SCOTT, Carleton (8)ABROMAITIS, Tim
12-11-10	GONZAGA	w 83-79	8570	(23)SCOTT, Carleton	(8)ABROMAITIS, Tim
12-19-10	STONY BROOK	w 88-62	6211	(22)ABROMAITIS, Tim	(8)ABROMAITIS, Tim
12-22-10	UMBC	w 93-53	6265	(21)ABROMAITIS, Tim	(11)ABROMAITIS, Tim
12-29-10	*GEORGETOWN	w 69-55	9149	(20)ABROMAITIS, Tim	(10)NASH, Tyrone
1-1-11	*at Syracuse	58-70 L	23058	(15)ABROMAITIS, Tim	(7)ABROMAITIS, Tim (7)MARTIN, Scott
1-4-11	*CONNECTICUT	w 73-70	7291	(21)HANSBROUGH, Ben	(7)NASH, Tyrone (7)ABROMAITIS, Tim
1-8-11	*ST. JOHN'S	w 76-61	8032	(26)HANSBROUGH, Ben	(9)ABROMAITIS, Tim
1-10-11	*at Marquette	57-79 L	16951	(15)ATKINS, Eric	(11)MARTIN, Scott
1-16-11	*at ST. JOHN'S	54-72 L	8550	(18)HANSBROUGH, Ben	(4)HANSBROUGH, Ben (4)BROOKS, Joey (4)MARTIN, Scott
1-19-11	*CINCINNATI	w 66-58	8309	(13)HANSBROUGH, Ben (13)NASH, Tyrone	(8)MARTIN, Scott
1-22-11	*MARQUETTE	w 80-75	9149	(28)HANSBROUGH, Ben	(10)SCOTT, Carleton
1-24-11	*at PITT	w 56-51	12591	(19)HANSBROUGH, Ben	(9)SCOTT, Carleton
2-3-11	*at DePaul	w 83-58	10982	(24)HANSBROUGH, Ben	(8)NASH, Tyrone
2-6-11	*RUTGERS	w 76-69	8139	(25)HANSBROUGH, Ben	(11)SCOTT, Carleton
2-9-11	*LOUISVILLE	Wot 89-79	8659	(25)HANSBROUGH, Ben	(8)ABROMAITIS, Tim (8)SCOTT, Carleton
2-12-11	*at USF	w 78-55	6104	(18)COOLEY, Jack	(11)SCOTT, Carleton

* = Conference game

^ = Old Spice Classic (Orlando, Fla.)

@ = SEC/BIG EAST Invitational (Louisville, Ky.)

Attendance Summary	Games	Attend	Avg/Game
Home	15	114052	7603
Away	6	78236	13039
Neutral	4	26737	6684
Total	25	219025	8761

2010-11 Notre Dame Men's Basketball
 Notre Dame Extended Season Box Score (as of Feb 12, 2011)
 All games

RECORD:	OVERALL	HOME	AWAY	NEUTRAL
ALL GAMES	21-4	15-0	3-3	3-1
CONFERENCE	10-3	7-0	3-3	0-0
NON-CONFERENCE	11-1	8-0	0-0	3-1

##	Player	gp-gs	min	avg	Total		3-Point		F-Throw		Rebounds		avg	pf	dq	a	a/g	to	to/g	a/to	blk	blk/g	stl	stl/g	pts	avg	
					fg-fga	fg%	3fg-fga	3fg%	ft-fa	ft%	off	def															tot
23	HANSBROUGH, Ben	25-25	868	34.7	134-287	.467	58-140	.414	107-132	.811	20	74	94	3.8	62	0	103	4.12	58	2.32	1.78	1	0.04	31	1.24	433	17.3
21	ABROMAITIS, Tim	25-25	843	33.7	113-255	.443	48-120	.400	83-102	.814	34	125	159	6.4	47	0	43	1.72	44	1.76	0.98	13	0.52	22	0.88	357	14.3
34	SCOTT, Carleton	21-20	616	29.3	85-173	.491	33-84	.393	45-51	.882	27	118	145	6.9	51	1	45	2.14	26	1.24	1.73	37	1.76	14	0.67	248	11.8
14	MARTIN, Scott	24-24	722	30.1	84-197	.426	24-71	.338	50-75	.667	25	95	120	5.0	46	0	45	1.88	36	1.50	1.25	8	0.33	9	0.38	242	10.1
01	NASH, Tyrone	25-25	716	28.6	71-149	.477	1-1	1.000	97-139	.698	58	87	145	5.8	59	3	64	2.56	42	1.68	1.52	15	0.60	9	0.36	240	9.6
00	ATKINS, Eric	25-6	682	27.3	52-120	.433	19-52	.365	42-59	.712	13	40	53	2.1	41	0	94	3.76	30	1.20	3.13	1	0.04	20	0.80	165	6.6
45	COOLEY, Jack	25-0	267	10.7	47-69	.681	0-0	.000	15-26	.577	38	37	75	3.0	39	0	7	0.28	8	0.32	0.88	14	0.56	6	0.24	109	4.4
12	DRAGICEVICH, Alex	10-0	52	5.2	5-15	.333	2-8	.250	8-10	.800	3	5	8	0.8	1	0	2	0.20	2	0.20	1.00	0	0.00	0	0.00	20	2.0
32	BROOKS, Joey	21-0	191	9.1	11-30	.367	1-11	.091	15-35	.429	6	21	27	1.3	19	0	10	0.48	15	0.71	0.67	0	0.00	9	0.43	38	1.8
33	BROGHAMMER, Mike	10-0	52	5.2	8-20	.400	0-0	.000	2-6	.333	6	4	10	1.0	8	0	1	0.10	2	0.20	0.50	2	0.20	0	0.00	18	1.8
25	KNIGHT, Tom	11-0	46	4.2	8-18	.444	0-0	.000	2-2	1.000	7	7	14	1.3	1	0	2	0.18	1	0.09	2.00	2	0.18	0	0.00	18	1.6
05	KOPKO, Tom	9-0	20	2.2	1-7	.143	1-5	.200	0-0	.000	2	0	2	0.2	0	0	3	0.33	0	0.00	99.00	0	0.00	0	0.00	3	0.3
Total.....		25	5075		619-1340	.462	187-492	.380	466-637	.732	275	655	930	37.2	375	4	419	16.76	272	10.88	1.54	93	3.72	120	4.80	1891	75.6
Opponents.....		25	5075		593-1457	.407	167-476	.351	261-367	.711	266	540	806	32.2	529	-	345	13.80	279	11.16	1.24	82	3.28	133	5.32	1614	64.6

Score by Periods	1st	2nd	OT	OT2	Totals
Notre Dame	928	921	22	20	1891
Opponents	722	866	12	14	1614

2010-11 Notre Dame Men's Basketball
 Notre Dame Overall Team Statistics (as of Feb 12, 2011)
 All games

TEAM STATISTICS	ND	OPP
SCORING	1891	1614
Points per game	75.6	64.6
Scoring margin	+11.1	-
FIELD GOALS-ATT	619-1340	593-1457
Field goal pct	.462	.407
3 POINT FG-ATT	187-492	167-476
3-point FG pct	.380	.351
3-pt FG made per game	7.5	6.7
FREE THROWS-ATT	466-637	261-367
Free throw pct	.732	.711
F-Throws made per game	18.6	10.4
REBOUNDS	930	806
Rebounds per game	37.2	32.2
Rebounding margin	+5.0	-
ASSISTS	419	345
Assists per game	16.8	13.8
TURNOVERS	272	279
Turnovers per game	10.9	11.2
Turnover margin	+0.3	-
Assist/turnover ratio	1.5	1.2
STEALS	120	133
Steals per game	4.8	5.3
BLOCKS	93	82
Blocks per game	3.7	3.3
WINNING STREAK	7	-
Home win streak	15	-
ATTENDANCE	114052	104973
Home games-Avg/Game	15-7603	6-13039
Neutral site-Avg/Game	-	4-6684

Score by Periods	1st	2nd	OT	OT2	Totals
Notre Dame	928	921	22	20	1891
Opponents	722	866	12	14	1614

2010-11 Notre Dame Men's Basketball
 Notre Dame Team Game-by-Game Comparison (as of Feb 12, 2011)
 All games

Opponent	1st	2nd	Score	Mar	Total FG	FG Pct	3-Pointers	3FG Pct	Free Throws	FT Pct	Rebounds	Assist	T/Over	Block	Steal	Fouls
GEORGIA SOUTHERN	62/23	36/38	98-61	+37	33-68/16-48	.485/.333	8-26/3-15	.308/.200	24-27/26-34	.889/.765	46/27 +19	21/11	10/17	2/3	8/4	25/24
LIBERTY	41/22	31/29	72-51	+21	23-55/21-59	.418/.356	10-28/5-17	.357/.294	16-25/4-7	.640/.571	42/36 +6	16/14	12/15	4/2	4/3	11/26
CHICAGO STATE	52/31	50/31	102-62	+40	34-69/21-61	.493/.344	12-31/7-20	.387/.350	22-34/13-20	.647/.650	59/28 +31	29/17	9/11	6/1	3/5	15/25
MAINE	52/34	45/38	97-72	+25	30-52/30-62	.577/.484	12-18/7-16	.667/.438	25-27/5-9	.926/.556	36/21 +15	26/16	10/6	5/3	2/3	15/19
Georgia	25/37	37/25	89-83	+6	26-57/32-73	.456/.438	7-17/9-34	.412/.265	30-43/10-20	.698/.500	42/39 +3	10/19	16/12	1/4	2/9	16/27
California	21/5	36/39	57-44	+13	15-54/16-61	.278/.262	1-20/6-21	.050/.286	26-37/6-9	.703/.667	45/44 +1	12/8	10/15	8/6	4/4	15/28
Wisconsin	22/19	36/32	58-51	+7	17-48/20-57	.354/.351	4-14/7-23	.286/.304	20-25/4-4	.800/1000	43/28 +15	7/14	9/4	3/5	1/5	8/22
INDIANA STATE	38/33	43/39	81-72	+9	28-52/27-61	.538/.443	9-20/4-15	.450/.267	16-22/14-18	.727/.778	36/27 +9	21/14	12/7	5/4	4/7	16/22
Kentucky	40/40	18/32	58-72	(14)	20-55/23-57	.364/.404	6-23/9-24	.261/.375	12-20/17-22	.600/.773	34/42 (8)	13/11	10/9	3/2	2/4	19/16
GONZAGA	43/37	40/42	83-79	+4	24-48/29-55	.500/.527	11-20/11-20	.550/.550	24-36/10-12	.667/.833	28/27 +1	19/20	8/9	2/3	6/3	17/27
STONY BROOK	41/28	47/34	88-62	+26	34-63/26-69	.540/.377	9-18/6-16	.500/.375	11-12/4-8	.917/.500	42/33 +9	28/11	9/8	5/2	4/5	10/17
UMBC	48/29	45/24	93-53	+40	32-69/22-65	.464/.338	10-29/4-22	.345/.182	19-24/5-8	.792/.625	53/32 +21	22/13	10/13	6/1	6/8	8/17
GEORGETOWN	34/26	35/29	69-55	+14	20-52/23-54	.385/.426	7-16/4-22	.438/.182	22-27/5-9	.815/.556	35/33 +2	14/16	11/15	3/6	6/6	13/24
Syracuse	33/34	25/36	58-70	(12)	23-54/28-57	.426/.491	7-21/5-17	.333/.294	5-7/9-15	.714/.600	28/36 (8)	18/15	15/11	3/7	6/10	15/12
CONNECTICUT	38/30	35/40	73-70	+3	23-53/26-59	.434/.441	8-19/7-18	.421/.389	19-31/11-12	.613/.917	36/33 +3	15/16	8/12	5/6	7/6	17/23
ST. JOHN'S	44/25	32/36	76-61	+15	25-49/21-55	.510/.382	8-22/2-11	.364/.182	18-23/17-19	.783/.895	33/31 +2	15/9	15/15	2/3	7/6	20/22
Marquette	28/33	29/46	57-79	(22)	21-53/26-49	.396/.531	3-16/12-17	.188/.706	12-17/15-21	.706/.714	28/33 (5)	11/17	13/12	0/2	7/4	20/16
ST. JOHN'S	19/26	35/46	54-72	(18)	16-39/22-45	.410/.489	3-15/4-9	.200/.444	19-32/24-29	.594/.828	24/32 (8)	11/10	20/16	2/3	6/5	25/25
CINCINNATI	33/19	33/39	66-58	+8	20-44/23-60	.455/.383	7-14/7-16	.500/.438	19-24/5-8	.792/.625	32/32 -	16/14	10/8	3/2	4/4	14/22
MARQUETTE	36/45	44/30	80-75	+5	23-43/25-56	.535/.446	6-14/10-20	.429/.500	28-36/15-17	.778/.882	32/25 +7	13/17	7/7	4/3	4/4	17/25
PITT	23/28	33/23	56-51	+5	19-39/18-45	.487/.400	9-18/6-15	.500/.400	9-13/9-16	.692/.563	23/29 (6)	11/9	10/8	4/3	2/4	12/14
DePaul	37/24	46/34	83-58	+25	27-53/19-54	.509/.352	9-21/9-25	.429/.360	20-26/11-16	.769/.688	35/36 (1)	17/11	9/18	2/4	7/4	12/22
RUTGERS	37/33	39/36	76-69	+7	22-47/27-62	.468/.435	5-15/7-20	.333/.350	27-34/8-12	.794/.667	36/31 +5	15/16	9/7	4/2	4/9	13/26
LOUISVILLE	40/44	34/30	89-79	+10	30-63/31-64	.476/.484	9-20/9-21	.450/.429	20-28/8-11	.714/.727	42/30 +12	16/19	7/10	3/2	6/4	12/19
USF	41/17	37/38	78-55	+23	34-61/21-69	.557/.304	7-17/7-22	.412/.318	3-7/6-11	.429/.545	40/41 (1)	23/8	13/14	8/3	8/7	10/9

Note: Game totals are displayed in the format TEAM/OPPONENT for each category

2010-11 Notre Dame Men's Basketball
 Notre Dame Points-Rebounds-Assists (as of Feb 12, 2011)
 All games

Opponent	Date	Score	00		01		05		12		14		21		23	
			ATKINS,ERI	NASH,TYRON	KOPKO,TOM	DRAGICEVIC	MARTIN,SCO	ABROMAITIS	HANSBROUGH							
GEORGIA SOUTHERN	11-12-10	98-61	w	9-3-3	7-2-1	0-1-0	9-3-0	7-5-2	10-5-3	20-3-4						
LIBERTY	11-14-10	72-51	w	10-1-4	16-9-1	0-0-0	0-0-0	6-3-3	13-7-0	19-2-4						
CHICAGO STATE	11-17-10	102-62	w	12-3-5	11-10-7	0-1-0	4-1-0	DNP	21-10-7	22-5-6						
MAINE	11-22-10	97-72	w	3-3-5	13-11-5	3-0-0	0-1-0	15-5-3	26-3-3	11-2-9						
vs Georgia	11-25-10	89-83	w	9-4-1	18-6-2	DNP	DNP	6-2-0	25-6-0	13-5-2						
vs California	11-26-10	57-44	w	4-0-2	11-5-3	DNP	DNP	11-6-1	7-11-2	7-6-1						
vs Wisconsin	11-28-10	58-51	w	12-3-2	8-6-3	DNP	DNP	6-7-1	10-9-0	10-6-1						
INDIANA STATE	11-30-10	81-72	w	0-3-4	16-7-4	DNP	DNP	15-5-2	13-4-3	24-2-5						
vs Kentucky	12-8-10	58-72	L	4-5-4	8-2-1	DNP	DNP	7-5-1	4-8-2	21-0-2						
GONZAGA	12-11-10	83-79	w	12-7-3	3-1-5	DNP	DNP	9-3-2	21-8-4	13-3-3						
STONY BROOK	12-19-10	88-62	w	2-3-5	4-6-2	0-0-1	0-0-0	9-6-3	22-8-3	14-4-8						
UMBC	12-22-10	93-53	w	9-5-4	7-7-1	0-0-1	1-2-1	15-3-0	21-11-2	10-3-3						
GEORGETOWN	12-29-10	69-55	w	0-1-2	15-10-3	DNP	DNP	11-3-1	20-4-1	17-6-3						
at Syracuse	1-1-11	58-70	L	3-1-2	5-6-1	DNP	DNP	10-7-6	15-7-2	12-3-5						
CONNECTICUT	1-4-11	73-70	w	7-1-5	11-7-3	DNP	DNP	13-3-2	19-7-1	21-5-4						
ST. JOHN'S	1-8-11	76-61	w	8-0-4	8-2-1	DNP	DNP	12-8-3	12-9-4	26-4-3						
at Marquette	1-10-11	57-79	L	15-0-2	6-5-5	DNP	2-0-1	10-11-1	10-4-0	9-2-2						
at ST. JOHN'S	1-16-11	54-72	L	8-1-7	7-3-2	0-0-0	1-0-0	4-4-0	10-3-0	18-4-2						
CINCINNATI	1-19-11	66-58	w	11-3-5	13-7-3	DNP	DNP	11-8-1	12-6-1	13-3-5						
MARQUETTE	1-22-11	80-75	w	12-1-2	13-4-2	DNP	DNP	10-3-2	6-4-0	28-5-6						
at PITT	1-24-11	56-51	w	2-0-1	5-4-2	DNP	DNP	10-1-1	2-2-0	19-4-7						
at DePaul	2-3-11	83-58	w	6-2-3	10-8-4	0-0-1	0-1-0	15-7-1	13-4-1	24-3-3						
RUTGERS	2-6-11	76-69	w	5-2-6	8-5-0	DNP	DNP	14-2-3	10-8-1	25-6-5						
LOUISVILLE	2-9-11	89-79	w	2-1-6	7-6-1	DNP	DNP	6-6-4	23-8-2	25-6-2						
at USF	2-12-11	78-55	w	0-0-7	10-6-2	0-0-0	3-0-0	10-7-2	12-3-1	12-2-8						

Opponent	Date	Score	25		32		33		34		45	
			KNIGHT,TOM	BROOKS,JOE	BROGHAMME	SCOTT,CARL	COOLEY,JAC					
GEORGIA SOUTHERN	11-12-10	98-61	w	7-4-1	7-3-2	5-2-0	6-7-4	11-6-1				
LIBERTY	11-14-10	72-51	w	0-1-1	4-3-1	0-1-0	4-6-2	0-4-0				
CHICAGO STATE	11-17-10	102-62	w	0-2-0	5-4-1	4-4-0	17-11-3	6-5-0				
MAINE	11-22-10	97-72	w	2-0-0	0-0-1	0-0-0	11-2-0	13-5-0				
vs Georgia	11-25-10	89-83	w	DNP	0-0-0	DNP	11-11-3	7-4-2				
vs California	11-26-10	57-44	w	DNP	0-0-0	DNP	16-10-2	1-2-1				
vs Wisconsin	11-28-10	58-51	w	DNP	DNP	DNP	12-7-0	0-2-0				
INDIANA STATE	11-30-10	81-72	w	DNP	2-3-1	DNP	11-8-2	0-0-0				
vs Kentucky	12-8-10	58-72	L	DNP	0-0-0	DNP	10-8-1	4-5-2				
GONZAGA	12-11-10	83-79	w	DNP	0-0-0	0-0-0	23-4-2	2-1-0				
STONY BROOK	12-19-10	88-62	w	0-1-0	6-2-1	4-0-0	20-4-5	7-3-0				
UMBC	12-22-10	93-53	w	7-5-0	0-4-3	3-3-1	12-4-6	8-4-0				
GEORGETOWN	12-29-10	69-55	w	DNP	DNP	DNP	4-7-4	2-1-0				
at Syracuse	1-1-11	58-70	L	0-0-0	0-0-0	0-0-0	9-0-2	4-2-0				
CONNECTICUT	1-4-11	73-70	w	DNP	0-0-0	DNP	DNP	2-6-0				
ST. JOHN'S	1-8-11	76-61	w	DNP	5-1-0	DNP	DNP	5-6-0				
at Marquette	1-10-11	57-79	L	0-1-0	3-1-0	2-0-0	DNP	0-3-0				
at ST. JOHN'S	1-16-11	54-72	L	0-0-0	4-4-0	0-0-0	DNP	2-2-0				
CINCINNATI	1-19-11	66-58	w	DNP	0-2-0	DNP	6-2-1	0-0-0				
MARQUETTE	1-22-11	80-75	w	DNP	0-0-0	DNP	11-10-1	0-0-0				
at PITT	1-24-11	56-51	w	DNP	DNP	DNP	16-9-0	2-1-0				
at DePaul	2-3-11	83-58	w	2-0-0	2-0-0	DNP	8-5-3	3-1-1				
RUTGERS	2-6-11	76-69	w	DNP	0-0-0	DNP	12-11-0	2-1-0				
LOUISVILLE	2-9-11	89-79	w	DNP	DNP	DNP	16-8-1	10-3-0				
at USF	2-12-11	78-55	w	0-0-0	0-0-0	DNP	13-11-3	18-8-0				

2010-11 Notre Dame Men's Basketball
 Notre Dame Team High/Low Analysis (as of Feb 12, 2011)
 All games

Notre Dame - TEAM GAME HIGHS

POINTS	102	CHICAGO STATE (11-17-10)
	98	GEORGIA SOUTHERN (11-12-10)
	97	MAINE (11-22-10)
	93	UMBC (12-22-10)
	89	LOUISVILLE (2-9-11)
	89	vs Georgia (11-25-10)
FIELD GOALS MADE	34	at USF (2-12-11)
	34	STONY BROOK (12-19-10)
	34	CHICAGO STATE (11-17-10)
FIELD GOAL ATTEMPTS	69	UMBC (12-22-10)
	69	CHICAGO STATE (11-17-10)
FIELD GOAL PERCENTAGE	.577 (30-52)	MAINE (11-22-10)
	.557 (34-61)	at USF (2-12-11)
3 PT FIELD GOALS MADE	12	MAINE (11-22-10)
	12	CHICAGO STATE (11-17-10)
3 PT FG ATTEMPTS	31	CHICAGO STATE (11-17-10)
	29	UMBC (12-22-10)
3 PT FG PERCENTAGE	.667 (12-18)	MAINE (11-22-10)
	.550 (11-20)	GONZAGA (12-11-10)
FREE THROWS MADE	30	vs Georgia (11-25-10)
	28	MARQUETTE (1-22-11)
FREE THROW ATTEMPTS	43	vs Georgia (11-25-10)
	37	vs California (11-26-10)
FREE THROW PERCENTAGE	.926 (25-27)	MAINE (11-22-10)
	.917 (11-12)	STONY BROOK (12-19-10)
REBOUNDS	59	CHICAGO STATE (11-17-10)
	53	UMBC (12-22-10)
ASSISTS	29	CHICAGO STATE (11-17-10)
	28	STONY BROOK (12-19-10)
STEALS	8	at USF (2-12-11)
	8	GEORGIA SOUTHERN (11-12-10)
BLOCKED SHOTS	8	at USF (2-12-11)
	8	vs California (11-26-10)
TURNOVERS	20	at ST. JOHN'S (1-16-11)
	16	vs Georgia (11-25-10)
FOULS	25	at ST. JOHN'S (1-16-11)
	25	GEORGIA SOUTHERN (11-12-10)

2010-11 Notre Dame Men's Basketball
 Notre Dame High/Low Analysis (as of Feb 12, 2011)
 All games

Opponent - GAME HIGHS

POINTS	83		vs Georgia (11-25-10)
	79		LOUISVILLE (2-9-11)
	79		at Marquette (1-10-11)
	79		GONZAGA (12-11-10)
	75		MARQUETTE (1-22-11)
FIELD GOALS MADE	32		vs Georgia (11-25-10)
	31		LOUISVILLE (2-9-11)
FIELD GOAL ATTEMPTS	73		vs Georgia (11-25-10)
	69		at USF (2-12-11)
	69		STONY BROOK (12-19-10)
FIELD GOAL PERCENTAGE	.531	(26-49)	at Marquette (1-10-11)
	.527	(29-55)	GONZAGA (12-11-10)
3 PT FIELD GOALS MADE	12		at Marquette (1-10-11)
	11		GONZAGA (12-11-10)
3 PT FG ATTEMPTS	34		vs Georgia (11-25-10)
	25		at DePaul (2-3-11)
3 PT FG PERCENTAGE	.706	(12-17)	at Marquette (1-10-11)
	.550	(11-20)	GONZAGA (12-11-10)
FREE THROWS MADE	26		GEORGIA SOUTHERN (11-12-10)
	24		at ST. JOHN'S (1-16-11)
FREE THROW ATTEMPTS	34		GEORGIA SOUTHERN (11-12-10)
	29		at ST. JOHN'S (1-16-11)
FREE THROW PERCENTAGE	1.000	(4-4)	vs Wisconsin (11-28-10)
	.917	(11-12)	CONNECTICUT (1-4-11)
REBOUNDS	44		vs California (11-26-10)
	42		vs Kentucky (12-8-10)
ASSISTS	20		GONZAGA (12-11-10)
	19		LOUISVILLE (2-9-11)
	19		vs Georgia (11-25-10)
STEALS	10		at Syracuse (1-1-11)
	9		RUTGERS (2-6-11)
	9		vs Georgia (11-25-10)
BLOCKED SHOTS	7		at Syracuse (1-1-11)
	6		CONNECTICUT (1-4-11)
	6		GEORGETOWN (12-29-10)
	6		vs California (11-26-10)
TURNOVERS	18		at DePaul (2-3-11)
	17		GEORGIA SOUTHERN (11-12-10)
FOULS	28		vs California (11-26-10)
	27		GONZAGA (12-11-10)
	27		vs Georgia (11-25-10)

2010-11 Notre Dame Men's Basketball
 Notre Dame High/Low Analysis (as of Feb 12, 2011)
 All games

Notre Dame - GAME LOWS

POINTS	54		at ST. JOHN'S (1-16-11)
	56		at PITT (1-24-11)
	57		vs California (11-26-10)
	57		at Marquette (1-10-11)
	58		vs Wisconsin (11-28-10)
	58		vs Kentucky (12-8-10)
	58		at Syracuse (1-1-11)
FIELD GOALS MADE	15		vs California (11-26-10)
	16		at ST. JOHN'S (1-16-11)
FIELD GOAL ATTEMPTS	39		at ST. JOHN'S (1-16-11)
	39		at PITT (1-24-11)
FIELD GOAL PERCENTAGE	.278	(15-54)	vs California (11-26-10)
	.354	(17-48)	vs Wisconsin (11-28-10)
3 PT FIELD GOALS MADE	1		vs California (11-26-10)
	3		at Marquette (1-10-11)
	3		at ST. JOHN'S (1-16-11)
3 PT FG ATTEMPTS	14		vs Wisconsin (11-28-10)
	14		CINCINNATI (1-19-11)
	14		MARQUETTE (1-22-11)
3 PT FG PERCENTAGE	.050	(1-20)	vs California (11-26-10)
	.188	(3-16)	at Marquette (1-10-11)
FREE THROWS MADE	3		at USF (2-12-11)
	5		at Syracuse (1-1-11)
FREE THROW ATTEMPTS	7		at Syracuse (1-1-11)
	7		at USF (2-12-11)
FREE THROW PERCENTAGE	.429	(3-7)	at USF (2-12-11)
	.594	(19-32)	at ST. JOHN'S (1-16-11)
REBOUNDS	23		at PITT (1-24-11)
	24		at ST. JOHN'S (1-16-11)
ASSISTS	7		vs Wisconsin (11-28-10)
	10		vs Georgia (11-25-10)
STEALS	1		vs Wisconsin (11-28-10)
	2		MAINE (11-22-10)
	2		vs Georgia (11-25-10)
	2		vs Kentucky (12-8-10)
	2		at PITT (1-24-11)
BLOCKED SHOTS	0		at Marquette (1-10-11)
	1		vs Georgia (11-25-10)
TURNOVERS	7		MARQUETTE (1-22-11)
	7		LOUISVILLE (2-9-11)
FOULS	8		vs Wisconsin (11-28-10)
	8		UMBC (12-22-10)

2010-11 Notre Dame Men's Basketball
 Notre Dame High/Low Analysis (as of Feb 12, 2011)
 All games

Opponent - GAME LOWS

POINTS	44		vs California (11-26-10)
	51		LIBERTY (11-14-10)
	51		vs Wisconsin (11-28-10)
	51		at PITT (1-24-11)
	53		UMBC (12-22-10)
FIELD GOALS MADE	16		GEORGIA SOUTHERN (11-12-10)
	16		vs California (11-26-10)
FIELD GOAL ATTEMPTS	45		at ST. JOHN'S (1-16-11)
	45		at PITT (1-24-11)
FIELD GOAL PERCENTAGE	.262	(16-61)	vs California (11-26-10)
	.304	(21-69)	at USF (2-12-11)
3 PT FIELD GOALS MADE	2		ST. JOHN'S (1-8-11)
	3		GEORGIA SOUTHERN (11-12-10)
3 PT FG ATTEMPTS	9		at ST. JOHN'S (1-16-11)
	11		ST. JOHN'S (1-8-11)
3 PT FG PERCENTAGE	.182	(2-11)	ST. JOHN'S (1-8-11)
	.182	(4-22)	UMBC (12-22-10)
	.182	(4-22)	GEORGETOWN (12-29-10)
FREE THROWS MADE	4		LIBERTY (11-14-10)
	4		vs Wisconsin (11-28-10)
	4		STONY BROOK (12-19-10)
FREE THROW ATTEMPTS	4		vs Wisconsin (11-28-10)
	7		LIBERTY (11-14-10)
FREE THROW PERCENTAGE	.500	(4-8)	STONY BROOK (12-19-10)
	.500	(10-20)	vs Georgia (11-25-10)
REBOUNDS	21		MAINE (11-22-10)
	25		MARQUETTE (1-22-11)
ASSISTS	8		vs California (11-26-10)
	8		at USF (2-12-11)
STEALS	3		LIBERTY (11-14-10)
	3		MAINE (11-22-10)
	3		GONZAGA (12-11-10)
BLOCKED SHOTS	1		CHICAGO STATE (11-17-10)
	1		UMBC (12-22-10)
TURNOVERS	4		vs Wisconsin (11-28-10)
	6		MAINE (11-22-10)
FOULS	9		at USF (2-12-11)
	12		at Syracuse (1-1-11)

2010-11 Notre Dame Men's Basketball
 Notre Dame Player High/Low Analysis (as of Feb 12, 2011)
 All games

Notre Dame - INDIVIDUAL GAME HIGHS

Points	28		HANSBROUGH, Ben vs Marquette (1-22-11)
	26		HANSBROUGH, Ben vs St. John's (1-8-11)
	26		ABROMAITIS, Tim vs Maine (11-22-10)
	25		HANSBROUGH, Ben vs Louisville (2-9-11)
	25		HANSBROUGH, Ben vs Rutgers (2-6-11)
	25		ABROMAITIS, Tim vs Georgia (11-25-10)
Field Goals Made	10		HANSBROUGH, Ben vs Marquette (1-22-11)
	9		COOLEY, Jack at USF (2-12-11)
	9		HANSBROUGH, Ben vs Louisville (2-9-11)
Field Goal Att.	17		HANSBROUGH, Ben vs Louisville (2-9-11)
	17		SCOTT, Carleton vs California (11-26-10)
FG Pct (min 5 made)	1.000	(8-8)	SCOTT, Carleton vs Stony Brook (12-19-10)
	1.000	(5-5)	COOLEY, Jack vs Louisville (2-9-11)
3-Point FG Made	6		HANSBROUGH, Ben vs Chicago State (11-17-10)
	5		HANSBROUGH, Ben vs Louisville (2-9-11)
	5		HANSBROUGH, Ben at DePaul (2-3-11)
	5		SCOTT, Carleton at PITT (1-24-11)
	5		ABROMAITIS, Tim vs Georgetown (12-29-10)
	5		HANSBROUGH, Ben vs Kentucky (12-8-10)
	5		HANSBROUGH, Ben vs Liberty (11-14-10)
3-Point FG Att.	10		HANSBROUGH, Ben vs Louisville (2-9-11)
	10		HANSBROUGH, Ben vs Chicago State (11-17-10)
3-Pt FG Pct (min 2 made)	1.000	(4-4)	SCOTT, Carleton vs Stony Brook (12-19-10)
	1.000	(2-2)	SCOTT, Carleton vs Rutgers (2-6-11)
	1.000	(2-2)	ATKINS, Eric vs Marquette (1-22-11)
	1.000	(2-2)	MARTIN, Scott vs Cincinnati (1-19-11)
	1.000	(2-2)	SCOTT, Carleton vs Cincinnati (1-19-11)
Free Throws Made	12		NASH, Tyrone vs Liberty (11-14-10)
	11		HANSBROUGH, Ben vs Rutgers (2-6-11)
	11		HANSBROUGH, Ben vs Cincinnati (1-19-11)
	11		NASH, Tyrone vs Maine (11-22-10)
Free Throw Att.	15		NASH, Tyrone vs Liberty (11-14-10)
	13		HANSBROUGH, Ben vs Rutgers (2-6-11)
FT Pct (min 3 made)	1.000	(10-10)	HANSBROUGH, Ben vs Georgetown (12-29-10)
	1.000	(9-9)	ABROMAITIS, Tim vs Louisville (2-9-11)
	1.000	(6-6)	HANSBROUGH, Ben vs Marquette (1-22-11)
	1.000	(6-6)	HANSBROUGH, Ben vs St. John's (1-8-11)
	1.000	(6-6)	SCOTT, Carleton vs California (11-26-10)
	1.000	(6-6)	HANSBROUGH, Ben vs Maine (11-22-10)
	1.000	(6-6)	ABROMAITIS, Tim vs Maine (11-22-10)
	1.000	(4-4)	ABROMAITIS, Tim at DePaul (2-3-11)
	1.000	(4-4)	SCOTT, Carleton vs Marquette (1-22-11)
	1.000	(4-4)	ATKINS, Eric vs Cincinnati (1-19-11)
	1.000	(4-4)	HANSBROUGH, Ben at ST. JOHN'S (1-16-11)
	1.000	(4-4)	MARTIN, Scott at Syracuse (1-1-11)
	1.000	(4-4)	SCOTT, Carleton vs Georgetown (12-29-10)
	1.000	(4-4)	HANSBROUGH, Ben vs Stony Brook (12-19-10)
	1.000	(4-4)	HANSBROUGH, Ben vs Indiana State (11-30-10)
	1.000	(4-4)	ABROMAITIS, Tim vs Wisconsin (11-28-10)
	1.000	(4-4)	DRAGICEVICH, Alex vs Georgia Southern (11-12-10)
	1.000	(3-3)	HANSBROUGH, Ben at Marquette (1-10-11)
	1.000	(3-3)	ABROMAITIS, Tim vs Georgetown (12-29-10)
	1.000	(3-3)	ABROMAITIS, Tim vs Gonzaga (12-11-10)

	1.000	(3-3)	MARTIN, Scott vs Georgia Southern (11-12-10)
	1.000	(3-3)	COOLEY, Jack vs Georgia Southern (11-12-10)
Rebounds	11		SCOTT, Carleton at USF (2-12-11)
	11		SCOTT, Carleton vs Rutgers (2-6-11)
	11		MARTIN, Scott at Marquette (1-10-11)
	11		ABROMAITIS, Tim vs UMBC (12-22-10)
	11		ABROMAITIS, Tim vs California (11-26-10)
	11		SCOTT, Carleton vs Georgia (11-25-10)
	11		NASH, Tyrone vs Maine (11-22-10)
	11		SCOTT, Carleton vs Chicago State (11-17-10)
Assists	9		HANSBROUGH, Ben vs Maine (11-22-10)
	8		HANSBROUGH, Ben at USF (2-12-11)
	8		HANSBROUGH, Ben vs Stony Brook (12-19-10)
Steals	4		HANSBROUGH, Ben vs St. John's (1-8-11)
	3		ABROMAITIS, Tim at DePaul (2-3-11)
	3		ATKINS, Eric at ST. JOHN'S (1-16-11)
	3		HANSBROUGH, Ben at Marquette (1-10-11)
	3		ATKINS, Eric vs Connecticut (1-4-11)
	3		BROOKS, Joey vs Georgia Southern (11-12-10)
Blocked Shots	4		SCOTT, Carleton vs Indiana State (11-30-10)
	3		MARTIN, Scott at USF (2-12-11)
	3		SCOTT, Carleton vs Rutgers (2-6-11)
	3		NASH, Tyrone vs Connecticut (1-4-11)
	3		SCOTT, Carleton vs UMBC (12-22-10)
	3		SCOTT, Carleton vs Wisconsin (11-28-10)
	3		SCOTT, Carleton vs California (11-26-10)
	3		SCOTT, Carleton vs Chicago State (11-17-10)
Turnovers	5		HANSBROUGH, Ben at PITT (1-24-11)
	5		ABROMAITIS, Tim at ST. JOHN'S (1-16-11)
	5		NASH, Tyrone vs St. John's (1-8-11)
	5		MARTIN, Scott at Syracuse (1-1-11)
	5		HANSBROUGH, Ben vs Georgia (11-25-10)
Fouls	5		NASH, Tyrone vs Rutgers (2-6-11)
	5		NASH, Tyrone at ST. JOHN'S (1-16-11)
	5		NASH, Tyrone vs St. John's (1-8-11)
	5		SCOTT, Carleton vs Georgia (11-25-10)

2010-11 Notre Dame Men's Basketball
 Notre Dame Opponent High/Low Analysis (as of Feb 12, 2011)
 All games

OPPONENT INDIVIDUAL GAME HIGHS

Points	28		KURIC, Kyle vs Louisville (2-9-11)
	27		Jones, Terrence vs Kentucky (12-8-10)
	26		FERGUSON, Eric vs Georgia Southern (11-12-10)
	25		JOHNSON-ODOM, Darius vs Marquette (1-22-11)
	24		MITCHELL, Jonathan vs Rutgers (2-6-11)
Field Goals Made	9		KURIC, Kyle vs Louisville (2-9-11)
	9		MITCHELL, Jonathan vs Rutgers (2-6-11)
	9		FREEMAN, Austin vs Georgetown (12-29-10)
	9		Jones, Terrence vs Kentucky (12-8-10)
	9		LESLIE, Travis vs Georgia (11-25-10)
Field Goal Att.	23		WALKER, Kemba vs Connecticut (1-4-11)
	19		TAYLOR, Jordan vs Wisconsin (11-28-10)
FG Pct (min 5 made)	.833	(5-6)	AROP, Mangisto vs Gonzaga (12-11-10)
	.778	(7-9)	BUYCKS, Dwight at Marquette (1-10-11)
3-Point FG Made	6		NORIEGA, Shaun at USF (2-12-11)
	5		MITCHELL, Jonathan vs Rutgers (2-6-11)
	5		BUYCKS, Dwight at Marquette (1-10-11)
	5		GRAY, Steven vs Gonzaga (12-11-10)
3-Point FG Att.	13		WARE, Dustin vs Georgia (11-25-10)
	12		FRANKLIN, Gary vs California (11-26-10)
3-Pt FG Pct (min 2 made)	1.000	(5-5)	BUYCKS, Dwight at Marquette (1-10-11)
	1.000	(2-2)	WOODALL, Travon at PITT (1-24-11)
Free Throws Made	14		FERGUSON, Eric vs Georgia Southern (11-12-10)
	11		JOHNSON-ODOM, Darius vs Marquette (1-22-11)
Free Throw Att.	16		FERGUSON, Eric vs Georgia Southern (11-12-10)
	13		JOHNSON-ODOM, Darius vs Marquette (1-22-11)
	13		SPENCER, Rory vs Georgia Southern (11-12-10)
FT Pct (min 3 made)	1.000	(7-7)	NAPIER, Shabazz vs Connecticut (1-4-11)
	1.000	(6-6)	KURIC, Kyle vs Louisville (2-9-11)
	1.000	(6-6)	BROWN, Gilbert at PITT (1-24-11)
	1.000	(6-6)	BOOTHE, Malik at ST. JOHN'S (1-16-11)
	1.000	(6-6)	HARRIS, Elias vs Gonzaga (12-11-10)
	1.000	(5-5)	KENNEDY, D.J. at ST. JOHN'S (1-16-11)
	1.000	(4-4)	YOUNG, Brandon at DePaul (2-3-11)
	1.000	(4-4)	HARDY, Dwight vs St. John's (1-8-11)
	1.000	(4-4)	KENNEDY, D.J. vs St. John's (1-8-11)
	1.000	(4-4)	Knight, Brandon vs Kentucky (12-8-10)
	1.000	(4-4)	LEUER, Jon vs Wisconsin (11-28-10)
	1.000	(4-4)	WALL, Christian vs Chicago State (11-17-10)
	1.000	(3-3)	WALKER, Kemba vs Connecticut (1-4-11)
Rebounds	17		Jones, Terrence vs Kentucky (12-8-10)
	12		BROWN, John vs Liberty (11-14-10)
Assists	9		JARDINE, Scoop at Syracuse (1-1-11)
	8		GRAY, Steven vs Gonzaga (12-11-10)
Steals	5		LESLIE, Travis vs Georgia (11-25-10)
	3		BEATTY, James vs Rutgers (2-6-11)
	3		STITH, Malik at ST. JOHN'S (1-16-11)
	3		WALKER, Kemba vs Connecticut (1-4-11)
	3		SOUTHERLAND, James at Syracuse (1-1-11)
	3		CLARK, Jason vs Georgetown (12-29-10)
	3		RICHARD, Carl vs Indiana State (11-30-10)
	3		BROWN, John vs Liberty (11-14-10)
Blocked Shots	6		JACKSON, Rick at Syracuse (1-1-11)

	5	NANKIVIL, Keaton vs Wisconsin (11-28-10)
Turnovers	5	YOUNG, Brandon at DePaul (2-3-11)
	5	JARDINE, Scoop at Syracuse (1-1-11)
	5	FERGUSON, Eric vs Georgia Southern (11-12-10)
	5	DRAYTON III, Ben vs Georgia Southern (11-12-10)
Fouls	5	JENNINGS, Terrence vs Louisville (2-9-11)
	5	BIRUTA, Gilvydas vs Rutgers (2-6-11)
	5	FABER, Krys at DePaul (2-3-11)
	5	CROWDER, Jae vs Marquette (1-22-11)
	5	OTULE, Chris vs Marquette (1-22-11)
	5	WILKS, Darnell vs Cincinnati (1-19-11)
	5	ORIAKHI, Alex vs Connecticut (1-4-11)
	5	GOODSON, Demetri vs Gonzaga (12-11-10)
	5	HARRIS, Elias vs Gonzaga (12-11-10)
	5	SACRE, Robert vs Gonzaga (12-11-10)
	5	GRAY, Steven vs Gonzaga (12-11-10)
	5	TAYLOR, Jordan vs Wisconsin (11-28-10)
	5	GASSER, Josh vs Wisconsin (11-28-10)
	5	SANDERS-FRISON, Mark vs California (11-26-10)
	5	PRICE, Jeremy vs Georgia (11-25-10)
	5	NOLTE, Connor vs Georgia (11-25-10)
	5	BURNATOWSKI, Murphy vs Maine (11-22-10)
	5	BURRUS, Antwan vs Liberty (11-14-10)
	5	BAYNHAM, Marvin vs Georgia Southern (11-12-10)



Notre Dame Fighting Irish

Game 26 • Feb. 19, 2011

21-4	Overall	16-9
10-3	BIG EAST	7-6
8th	AP	RV
7th	ESPN	RV
9	RPI	22

West Virginia Mountaineers

WVU Coliseum • Morgantown, W. Va.



	0	<p>Eric Atkins</p> <ul style="list-style-type: none"> Started a total of six games on the year Ranked first in BIG EAST in overall assist/turnover ratio (3.1) 13th in assists per BIG EAST game (4.0) 	<p>Guard • 6-2 • Freshman • Columbia, Md. • Mt. St. Joseph</p> <table border="1"> <thead> <tr> <th></th> <th>MIN</th> <th>PTS</th> <th>REB</th> <th>APG</th> <th>FG%</th> <th>3FG%</th> <th>FT%</th> </tr> </thead> <tbody> <tr> <td>2010-11</td> <td>27.3</td> <td>6.6</td> <td>2.1</td> <td>3.8</td> <td>43.3</td> <td>36.5</td> <td>71.2</td> </tr> <tr> <td>CAREER</td> <td>27.3</td> <td>6.6</td> <td>2.1</td> <td>3.8</td> <td>43.3</td> <td>36.5</td> <td>71.2</td> </tr> </tbody> </table>		MIN	PTS	REB	APG	FG%	3FG%	FT%	2010-11	27.3	6.6	2.1	3.8	43.3	36.5	71.2	CAREER	27.3	6.6	2.1	3.8	43.3	36.5	71.2
	MIN	PTS	REB	APG	FG%	3FG%	FT%																				
2010-11	27.3	6.6	2.1	3.8	43.3	36.5	71.2																				
CAREER	27.3	6.6	2.1	3.8	43.3	36.5	71.2																				
	1	<p>Tyrone Nash</p> <ul style="list-style-type: none"> 11th in BIG EAST Field Goal Percentage (51.3%) Started 60 consecutive contests Registered three double-doubles on season 	<p>Forward • 6-8 • Senior • Queens, N.Y. • Northfield Mt. Hermon</p> <table border="1"> <thead> <tr> <th></th> <th>MIN</th> <th>PTS</th> <th>REB</th> <th>APG</th> <th>FG%</th> <th>3FG%</th> <th>FT%</th> </tr> </thead> <tbody> <tr> <td>2010-11</td> <td>28.6</td> <td>9.6</td> <td>5.8</td> <td>2.6</td> <td>47.7</td> <td>100.0</td> <td>69.8</td> </tr> <tr> <td>CAREER</td> <td>19.1</td> <td>5.8</td> <td>4.3</td> <td>1.4</td> <td>51.0</td> <td>50.0</td> <td>62.2</td> </tr> </tbody> </table>		MIN	PTS	REB	APG	FG%	3FG%	FT%	2010-11	28.6	9.6	5.8	2.6	47.7	100.0	69.8	CAREER	19.1	5.8	4.3	1.4	51.0	50.0	62.2
	MIN	PTS	REB	APG	FG%	3FG%	FT%																				
2010-11	28.6	9.6	5.8	2.6	47.7	100.0	69.8																				
CAREER	19.1	5.8	4.3	1.4	51.0	50.0	62.2																				
	5	<p>Tom Kopko</p> <ul style="list-style-type: none"> Seen action in nine games this season Notched three points against Maine (Nov. 22) Played career best five minutes against Chicago State (Nov. 17) 	<p>Guard • 6-2 • Senior • Chicago, Ill. • Lawrence</p> <table border="1"> <thead> <tr> <th></th> <th>MIN</th> <th>PTS</th> <th>REB</th> <th>APG</th> <th>FG%</th> <th>3FG%</th> <th>FT%</th> </tr> </thead> <tbody> <tr> <td>2010-11</td> <td>2.2</td> <td>0.3</td> <td>0.2</td> <td>0.3</td> <td>14.3</td> <td>20.0</td> <td>--</td> </tr> <tr> <td>CAREER</td> <td>2.0</td> <td>0.8</td> <td>0.1</td> <td>0.2</td> <td>37.5</td> <td>26.7</td> <td>33.3</td> </tr> </tbody> </table>		MIN	PTS	REB	APG	FG%	3FG%	FT%	2010-11	2.2	0.3	0.2	0.3	14.3	20.0	--	CAREER	2.0	0.8	0.1	0.2	37.5	26.7	33.3
	MIN	PTS	REB	APG	FG%	3FG%	FT%																				
2010-11	2.2	0.3	0.2	0.3	14.3	20.0	--																				
CAREER	2.0	0.8	0.1	0.2	37.5	26.7	33.3																				
	12	<p>Alex Dragicevich</p> <ul style="list-style-type: none"> Appeared in 10 games for the Irish Scored career-high nine points against Georgia Southern (Nov. 12) Drilled first career BIG EAST 3-pointer last game vs. USF (Feb. 12) 	<p>Guard • 6-8 • Freshman • Northbrook, Ill. • Glenbrook North</p> <table border="1"> <thead> <tr> <th></th> <th>MIN</th> <th>PTS</th> <th>REB</th> <th>APG</th> <th>FG%</th> <th>3FG%</th> <th>FT%</th> </tr> </thead> <tbody> <tr> <td>2010-11</td> <td>5.2</td> <td>2.0</td> <td>0.8</td> <td>0.2</td> <td>33.3</td> <td>25.0</td> <td>80.0</td> </tr> <tr> <td>CAREER</td> <td>5.2</td> <td>2.0</td> <td>0.8</td> <td>0.2</td> <td>33.3</td> <td>25.0</td> <td>80.0</td> </tr> </tbody> </table>		MIN	PTS	REB	APG	FG%	3FG%	FT%	2010-11	5.2	2.0	0.8	0.2	33.3	25.0	80.0	CAREER	5.2	2.0	0.8	0.2	33.3	25.0	80.0
	MIN	PTS	REB	APG	FG%	3FG%	FT%																				
2010-11	5.2	2.0	0.8	0.2	33.3	25.0	80.0																				
CAREER	5.2	2.0	0.8	0.2	33.3	25.0	80.0																				
	14	<p>Scott Martin</p> <ul style="list-style-type: none"> Got first career double-double vs. Marquette (10 pts., 11 reb.) First season playing with Irish since coming back from ACL injury 7th in BIG EAST games for defensive rebounds per game (4.5) 	<p>Guard • 6-8 • Senior • Valparaiso, Ind. • Valparaiso</p> <table border="1"> <thead> <tr> <th></th> <th>MIN</th> <th>PTS</th> <th>REB</th> <th>APG</th> <th>FG%</th> <th>3FG%</th> <th>FT%</th> </tr> </thead> <tbody> <tr> <td>2010-11</td> <td>30.1</td> <td>10.1</td> <td>5.0</td> <td>1.9</td> <td>42.6</td> <td>33.8</td> <td>66.7</td> </tr> <tr> <td>CAREER</td> <td>25.4</td> <td>9.2</td> <td>4.3</td> <td>1.6</td> <td>39.8</td> <td>32.5</td> <td>68.4</td> </tr> </tbody> </table>		MIN	PTS	REB	APG	FG%	3FG%	FT%	2010-11	30.1	10.1	5.0	1.9	42.6	33.8	66.7	CAREER	25.4	9.2	4.3	1.6	39.8	32.5	68.4
	MIN	PTS	REB	APG	FG%	3FG%	FT%																				
2010-11	30.1	10.1	5.0	1.9	42.6	33.8	66.7																				
CAREER	25.4	9.2	4.3	1.6	39.8	32.5	68.4																				
	21	<p>Tim Abromaitis</p> <ul style="list-style-type: none"> Ranks 15th in BIG EAST in scoring (14.3 ppg) Ranks ninth in BIG EAST in minutes played (33.7 mpg) Named Old Spice Classic tournament MVP and all-tournament team 	<p>Guard • 6-8 • Graduate • Unionville, Conn. • Farmington</p> <table border="1"> <thead> <tr> <th></th> <th>MIN</th> <th>PTS</th> <th>REB</th> <th>APG</th> <th>FG%</th> <th>3FG%</th> <th>FT%</th> </tr> </thead> <tbody> <tr> <td>2010-11</td> <td>33.7</td> <td>14.3</td> <td>6.4</td> <td>1.7</td> <td>44.3</td> <td>40.0</td> <td>81.4</td> </tr> <tr> <td>CAREER</td> <td>27.6</td> <td>13.1</td> <td>4.7</td> <td>1.4</td> <td>46.7</td> <td>41.0</td> <td>85.2</td> </tr> </tbody> </table>		MIN	PTS	REB	APG	FG%	3FG%	FT%	2010-11	33.7	14.3	6.4	1.7	44.3	40.0	81.4	CAREER	27.6	13.1	4.7	1.4	46.7	41.0	85.2
	MIN	PTS	REB	APG	FG%	3FG%	FT%																				
2010-11	33.7	14.3	6.4	1.7	44.3	40.0	81.4																				
CAREER	27.6	13.1	4.7	1.4	46.7	41.0	85.2																				
	22	<p>Jerian Grant</p> <ul style="list-style-type: none"> Missed first four games of season due to injury Has not played on the season 	<p>Guard • 6-5 • Freshman • Bowie, Md. • DeMatha</p> <table border="1"> <thead> <tr> <th></th> <th>MIN</th> <th>PTS</th> <th>REB</th> <th>APG</th> <th>FG%</th> <th>3FG%</th> <th>FT%</th> </tr> </thead> <tbody> <tr> <td>2010-11</td> <td>--</td> <td>--</td> <td>--</td> <td>--</td> <td>--</td> <td>--</td> <td>--</td> </tr> <tr> <td>CAREER</td> <td>--</td> <td>--</td> <td>--</td> <td>--</td> <td>--</td> <td>--</td> <td>--</td> </tr> </tbody> </table>		MIN	PTS	REB	APG	FG%	3FG%	FT%	2010-11	--	--	--	--	--	--	--	CAREER	--	--	--	--	--	--	--
	MIN	PTS	REB	APG	FG%	3FG%	FT%																				
2010-11	--	--	--	--	--	--	--																				
CAREER	--	--	--	--	--	--	--																				
	23	<p>Ben Hansbrough</p> <ul style="list-style-type: none"> Third in scoring in BIG EAST games (19.2 ppg) Shooting 84.8% from FT line in BIG EAST play (fourth in conference) Named to Naismith Trophy Midseason 30 List 	<p>Guard • 6-3 • Senior • Poplar Bluff, Mo. • Poplar Bluff</p> <table border="1"> <thead> <tr> <th></th> <th>MIN</th> <th>PTS</th> <th>REB</th> <th>APG</th> <th>FG%</th> <th>3FG%</th> <th>FT%</th> </tr> </thead> <tbody> <tr> <td>2010-11</td> <td>34.7</td> <td>17.3</td> <td>3.8</td> <td>4.1</td> <td>46.7</td> <td>41.4</td> <td>81.1</td> </tr> <tr> <td>CAREER</td> <td>31.5</td> <td>11.4</td> <td>3.5</td> <td>3.6</td> <td>44.4</td> <td>39.7</td> <td>77.6</td> </tr> </tbody> </table>		MIN	PTS	REB	APG	FG%	3FG%	FT%	2010-11	34.7	17.3	3.8	4.1	46.7	41.4	81.1	CAREER	31.5	11.4	3.5	3.6	44.4	39.7	77.6
	MIN	PTS	REB	APG	FG%	3FG%	FT%																				
2010-11	34.7	17.3	3.8	4.1	46.7	41.4	81.1																				
CAREER	31.5	11.4	3.5	3.6	44.4	39.7	77.6																				
	25	<p>Tom Knight</p> <ul style="list-style-type: none"> Has played in 11 games on season, including five in BIG EAST Has twice scored career-best seven points this season Pulled down career-best five rebounds against UMBC (Dec. 22) 	<p>Forward • 6-10 • Sophomore • Dixfield, Maine • Dirigo</p> <table border="1"> <thead> <tr> <th></th> <th>MIN</th> <th>PTS</th> <th>REB</th> <th>APG</th> <th>FG%</th> <th>3FG%</th> <th>FT%</th> </tr> </thead> <tbody> <tr> <td>2010-11</td> <td>4.2</td> <td>1.6</td> <td>1.3</td> <td>0.2</td> <td>44.4</td> <td>--</td> <td>1.000</td> </tr> <tr> <td>CAREER</td> <td>4.2</td> <td>1.6</td> <td>1.3</td> <td>0.2</td> <td>44.4</td> <td>--</td> <td>1.000</td> </tr> </tbody> </table>		MIN	PTS	REB	APG	FG%	3FG%	FT%	2010-11	4.2	1.6	1.3	0.2	44.4	--	1.000	CAREER	4.2	1.6	1.3	0.2	44.4	--	1.000
	MIN	PTS	REB	APG	FG%	3FG%	FT%																				
2010-11	4.2	1.6	1.3	0.2	44.4	--	1.000																				
CAREER	4.2	1.6	1.3	0.2	44.4	--	1.000																				
	32	<p>Joey Brooks</p> <ul style="list-style-type: none"> Played in 21 contests this season Posted career-high 24 minutes of action against St. John's (Jan. 16) Dished out career-best three assists against UMBC (Dec. 22) 	<p>Guard • 6-6 • Sophomore • Houston, Texas • Strake Jesuit</p> <table border="1"> <thead> <tr> <th></th> <th>MIN</th> <th>PTS</th> <th>REB</th> <th>APG</th> <th>FG%</th> <th>3FG%</th> <th>FT%</th> </tr> </thead> <tbody> <tr> <td>2010-11</td> <td>9.1</td> <td>1.8</td> <td>1.3</td> <td>0.5</td> <td>36.7</td> <td>9.1</td> <td>42.9</td> </tr> <tr> <td>CAREER</td> <td>6.4</td> <td>1.9</td> <td>0.8</td> <td>0.3</td> <td>42.6</td> <td>27.8</td> <td>51.0</td> </tr> </tbody> </table>		MIN	PTS	REB	APG	FG%	3FG%	FT%	2010-11	9.1	1.8	1.3	0.5	36.7	9.1	42.9	CAREER	6.4	1.9	0.8	0.3	42.6	27.8	51.0
	MIN	PTS	REB	APG	FG%	3FG%	FT%																				
2010-11	9.1	1.8	1.3	0.5	36.7	9.1	42.9																				
CAREER	6.4	1.9	0.8	0.3	42.6	27.8	51.0																				
	33	<p>Mike Broghammer</p> <ul style="list-style-type: none"> Tied career high points (5) in season opener vs. Ga. Southern Played in 10 games on the season Pulled down career best four boards against Chicago St. (Nov. 17) 	<p>Forward • 6-9 • Sophomore • Orono, Minn. • Hopkins</p> <table border="1"> <thead> <tr> <th></th> <th>MIN</th> <th>PTS</th> <th>REB</th> <th>APG</th> <th>FG%</th> <th>3FG%</th> <th>FT%</th> </tr> </thead> <tbody> <tr> <td>2010-11</td> <td>5.2</td> <td>1.8</td> <td>1.0</td> <td>0.1</td> <td>40.0</td> <td>--</td> <td>33.3</td> </tr> <tr> <td>CAREER</td> <td>5.3</td> <td>1.8</td> <td>1.0</td> <td>0.1</td> <td>42.9</td> <td>25.0</td> <td>38.5</td> </tr> </tbody> </table>		MIN	PTS	REB	APG	FG%	3FG%	FT%	2010-11	5.2	1.8	1.0	0.1	40.0	--	33.3	CAREER	5.3	1.8	1.0	0.1	42.9	25.0	38.5
	MIN	PTS	REB	APG	FG%	3FG%	FT%																				
2010-11	5.2	1.8	1.0	0.1	40.0	--	33.3																				
CAREER	5.3	1.8	1.0	0.1	42.9	25.0	38.5																				
	34	<p>Carleton Scott</p> <ul style="list-style-type: none"> Tied for sixth in BIG EAST for overall blocks per game (1.8 pg) Named to Old Spice Classic all-tournament team Recorded team-best six double-doubles on the season 	<p>Forward • 6-8 • Senior • San Antonio, Texas • James Madison</p> <table border="1"> <thead> <tr> <th></th> <th>MIN</th> <th>PTS</th> <th>REB</th> <th>APG</th> <th>FG%</th> <th>3FG%</th> <th>FT%</th> </tr> </thead> <tbody> <tr> <td>2010-11</td> <td>29.3</td> <td>11.8</td> <td>6.9</td> <td>2.1</td> <td>49.1</td> <td>39.3</td> <td>88.2</td> </tr> <tr> <td>CAREER</td> <td>18.0</td> <td>6.3</td> <td>4.3</td> <td>1.2</td> <td>50.6</td> <td>37.9</td> <td>84.0</td> </tr> </tbody> </table>		MIN	PTS	REB	APG	FG%	3FG%	FT%	2010-11	29.3	11.8	6.9	2.1	49.1	39.3	88.2	CAREER	18.0	6.3	4.3	1.2	50.6	37.9	84.0
	MIN	PTS	REB	APG	FG%	3FG%	FT%																				
2010-11	29.3	11.8	6.9	2.1	49.1	39.3	88.2																				
CAREER	18.0	6.3	4.3	1.2	50.6	37.9	84.0																				
	45	<p>Jack Cooley</p> <ul style="list-style-type: none"> Played in all 25 games on the season Scored career best 18 points vs. USF (Feb. 12) on 9-10 shooting Leads team in field goal percentage (47-69, 68.1%) 	<p>Forward • 6-9 • Sophomore • Glenview, Ill. • Glenbrook South</p> <table border="1"> <thead> <tr> <th></th> <th>MIN</th> <th>PTS</th> <th>REB</th> <th>APG</th> <th>FG%</th> <th>3FG%</th> <th>FT%</th> </tr> </thead> <tbody> <tr> <td>2010-11</td> <td>10.7</td> <td>4.4</td> <td>3.0</td> <td>0.3</td> <td>68.1</td> <td>--</td> <td>57.7</td> </tr> <tr> <td>CAREER</td> <td>8.2</td> <td>2.8</td> <td>2.4</td> <td>0.2</td> <td>61.8</td> <td>--</td> <td>50.0</td> </tr> </tbody> </table>		MIN	PTS	REB	APG	FG%	3FG%	FT%	2010-11	10.7	4.4	3.0	0.3	68.1	--	57.7	CAREER	8.2	2.8	2.4	0.2	61.8	--	50.0
	MIN	PTS	REB	APG	FG%	3FG%	FT%																				
2010-11	10.7	4.4	3.0	0.3	68.1	--	57.7																				
CAREER	8.2	2.8	2.4	0.2	61.8	--	50.0																				