



Notre Dame

2007-08 Men's Basketball

2007-08 Schedule

NOVEMBER

2	ST. AMBROSE (IA) - Exhibition	W, 109-53
7	ST. EDWARD'S (TX) - Exhibition	W, 71-56
12	LONG ISLAND	W, 82-50

U.S. VIRGIN ISLANDS PARADISE JAM - University of Virgin Islands

(UVI Sports and Fitness Center - Charlotte Amalie, St. Thomas)

16	Monmouth	8:30 p.m. (EST)
17/	Baylor/	8:30 p.m. (EST)
18	Wichita State	TBA
19	Charlotte/Georgia Tech/ Illinois-Chicago/Winthrop	TBA

24	YOUNGSTOWN STATE	4:00 p.m. (EST)
26	COLGATE	7:30 p.m. (EST)

DECEMBER

1	EASTERN MICHIGAN	7:00 p.m. (EST)
4	Kansas State! (ESPN)	7:00 p.m. (EST)
8	NORTHERN ILLINOIS	7:00 p.m. (EST)
22	SAN FRANCISCO	4:00 p.m. (EST)
29	BROWN	7:00 p.m. (EST)
31	NORTH FLORIDA	1:00 p.m. (EST)

JANUARY

3	WEST VIRGINIA* (ESPN2)	7:00 p.m. (EST)
5	CONNECTICUT* (ESPN)	9:00 p.m. (EST)
12	at Marquette*	2:00 p.m. (EST)
15	CINCINNATI* (ESPNU)	7:00 p.m. (EST)
19	at Georgetown*	12:00 p.m. (EST)
26	at Villanova*	12:00 p.m. (EST)
31	PROVIDENCE* (ESPN/ESPN2)	7:00 p.m. (EST)

FEBRUARY

2	DEPAUL* (ESPNC)	6:00 p.m. (EST)
6	at Seton Hall*	7:30 p.m. (EST)
9	MARQUETTE* (ESPN)	12:00 p.m. (EST)
13	at Connecticut* (ESPNU)	7:00 p.m. (EST)
17	at Rutgers*	12:00 p.m. (EST)
21	PITTSBURGH* (ESPN/ESPN2)	7:00 p.m. (EST)
24	SYRACUSE* (CBS)	2:00 p.m. (EST)
28	at Louisville* (ESPN/ESPN2)	7:00 p.m. (EST)

MARCH

2	at DEPAUL*	1:00 p.m. (EST)
5	ST. JOHN'S*	7:30 p.m. (EST)
8	at USF* (ESPN360)	7:00 p.m. (EST)
12-15	BIG EAST Championship	Madison Square Garden (New York, NY)
20-23	NCAA Championship - First and Second Rounds	
27-30	NCAA Championship - Regionals	

APRIL

5	NCAA Final Four - Semifinals	Alamo Dome (San Antonio, TX)
7	NCAA Championship - Final	

! - Jimmy V Classic (Madison Square Garden)

* - BIG EAST Conference game

() - indicates Associated Press and ESPN/USA Today poll rankings at time of game

Notre Dame (1-0, 0-0 BIG EAST)

vs.

Monmouth (0-2, 0-0 Northeast)

Friday, November 16, 2007 • 8:30 p.m. (EST)
University of the Virgin Islands Sports & Fitness
Center • St. Thomas, USVI



MEDIA INFORMATION

Television: None

Radio: Jack Nolan (play-by-play analyst)
LaPhonso Ellis (color analyst)

Notre Dame Sports Properties originates the Notre Dame Radio Network which includes: WLS 890 AM in Chicago, Ill (Chicagoland area and Midwest); WZOW 97.7 FM and 102.3 FM in South Bend, Ind.; ESPN 950 AM in Indianapolis, Ind.; WLYV 1450 AM in Fort Wayne, Ind. and Northeast, Ind.; WLUV 96.7 AM in Rockford and DeKalb, Ill., and Beloit and Janesville, Wis.; WLUV 1520 AM in Rockford and DeKalb, Ill., and Beloit and Janesville, Wis.; WEFM 95.9 FM in Michigan City and Gary, Ind.; ESPN (WRSW) 1480 AM in Warsaw, Ind.; WAMW 107.9 FM and 1580 AM in Washington, Ind., and www.und.com.

Real-Time Stats: Live in-game statistics are available for all home games, via the Notre Dame athletic website (www.und.com).

Notre Dame vs. Monmouth

- Notre Dame plays its second foe from the Northeast Conference when it faces the Hawks in the opening round of the Paradise Jam. The Irish are making their first-ever appearance in the Paradise Jam playing in an in-season tournament for the second time in as many years. Last season, Notre Dame played in the Pre-season National Invitation Tournament and fell to Butler (71-69) in opening round action and then came back to defeat Lafayette (92-60) in the consolation game.

- The Irish and the Hawks will be meeting for the fourth time and first since November 25, 2001 in the title game of the Hawaii-Pacific Thanksgiving Classic with Notre Dame earning the championship trophy 85-48.

Opening In Style

- Notre Dame opened up the season in resounding fashion at the Joyce Center last Monday evening (Nov. 12) as the Irish defeated Long Island 82-50. Notre Dame was led by **Rob Kurz'** 19 points and 10 rebounds, while **Luke Harangody** finished with 15 points and six boards. **Zach Hillesland** was the other Irish player in double figures as he finished with 12 points. **Tory Jackson** (eight assists) and **Kyle McAlarney** (seven assists) combined to dish out 15 of Notre Dame's 28 assists on 35 baskets (0.8 assist-to-basket ratio).

Busy Times

- After opening up against Long Island on Monday and with the three games scheduled at the Paradise Jam, Notre Dame will begin its season with four games in one week. It's a busy start for the Irish who will have an uncharacteristic two-week layoff from Dec. 8-22. In fact, Notre Dame will play six games during the month of November and only five in the month of December.



Associated Press
(Week 2)

1. North Carolina
2. UCLA
3. Memphis
4. Kansas
5. **Georgetown**
6. **Louisville**
7. Tennessee
8. Indiana
9. Washington State
10. **Marquette**
11. Oregon
12. Michigan State
13. Duke
14. Gonzaga
15. Texas A&M
16. Texas
17. Arizona
18. Arkansas
19. **Pittsburgh**
20. Stanford
21. North Carolina State
22. **Kansas State**
23. Southern Illinois
24. **Villanova**
25. Butler

ESPN/USA Today
(Week 2)

1. North Carolina
2. UCLA
3. Memphis
4. Kansas
5. **Georgetown**
6. **Louisville**
7. Tennessee
8. Indiana
9. Washington State
10. Duke
11. **Marquette**
12. Michigan State
13. Oregon
14. Gonzaga
15. Texas A&M
16. Texas
17. Arizona
18. Arkansas
19. **Pittsburgh**
20. Stanford
21. Southern Illinois
22. North Carolina State
23. **Villanova**
24. **Kansas State**
25. **Syracuse**

*bold indicates 2007-08 opponents



Bringing Out The Best In The Irish

• Notre Dame is playing in its fifth in-season tournament under head coach Mike Brey. The Irish have won two of the four tournaments that they have participated in. They were victorious in the 2002 Hawaii Pacific Tournament and won the tournament by posting wins over Hawaii-Pacific (98-58), Tennessee-Chattanooga (92-84) and Monmouth (85-48). Notre Dame's other tournament victory came a year later at the prestigious BB&T Classic Washington, D.C. in December of 2002 as it picked up wins over Maryland (76-67) and Texas (98-92) in the championship game. That same year, Notre Dame also finished second at the Guardians Classic as the Irish posted wins over Belmont (76-48), IUPUI (89-45) and Furman (75-50) before losing to Creighton 80-75 in the championship game.

2006-07 Rewind

• Notre Dame is coming off of a 24-8 campaign in which the Irish returned to the NCAA for the first time since the 2003 season and fourth time under Irish head Mike Brey. The Irish also finished 11-5 in BIG EAST play and fourth in the final BIG EAST regular-season standings. The 11-5 record matched the best by a Notre Dame team since joining the BIG EAST in 1995-96. After receiving a first-round bye in the BIG EAST Championship, the Irish advanced to the semifinals before losing to eventual tournament and regular-season champion Georgetown (the Hoyas also would go on to reach the Final Four of the NCAA Tournament). The Irish lost in the first round of the NCAA Tournament, marking the first time under Brey that Notre Dame was beaten in the first round of the NCAA tournament. The 24 wins by the Irish marked the most during the Brey era, while the eight losses were the fewest since the 1986-87 campaign when that squad finished with an identical 24-8 record. It also was the first since 1988-89 that an Irish team recorded single-digit losses (21-9).

Who's Back

• Notre Dame lost its top two scorers from a year ago Russell Carter (17.1 ppg.) and Colin Falls (15.3 ppg.) as both were first team all-BIG EAST selections. The Irish do return three starters in senior forward **Rob Kurz**, and sophomores **Luke Harangody** and **Tory Jackson**. Kurz is the top returning scorer (12.6 ppg.) and led Notre Dame in rebounding a year ago with 8.0 rpg. Harangody and Jackson were named to the BIG EAST all-rookie team after earning a combined 36 starts a year ago. Harangody, a

TONIGHT'S PROBABLE STARTING LINEUP

2006-07 Statistics

No.	Player	Pos	Ht.	Wt.	Yr.	PPG.	RPG	Notes
31	Rob Kurz	F	6-9	232	Sr.	19.0	10.0	Recorded 12th career double-double with 19 pts. and 10 rebs. vs. LIU
44	Luke Harangody	F	6-8	251	Jr.	15.0	6.0	Has been in the starting lineup each of the last 17 games
42	Ryan Ayers	G/F	6-8	210	Jr.	8.0	4.0	Was in the starting lineup for the second time in his career
2	Tory Jackson	G	5-11	193	So.	4.0	6.0	Finished with eight assists and two steals against Long Island
23	Kyle McAlarney	G	6-0	196	Jr.	7.0	1.0	Dished off seven assists in 32 minutes

OFF THE BENCH

2006-07 Statistics

No.	Player	Pos	Ht.	Wt.	Yr.	PPG.	RPG	Notes
1	Tyrone Nash	G	6-8	220	Fr	2.0	6.0	Played four minutes in the season opener
5	Tom Kopko	G	6-2	180	Fr.	--	--	First year walk-on
13	Ty Proffitt	G	6-4	206	Fr.	--	--	Missed the Long Island game with a groin injury
20	Jonathan Peoples	G	6-3	215	So.	5.0	3.0	Played 15 minutes in season opener vs. Long Island
21	Tim Abromaitis	F	6-8	224	Fr.	2.0	1.0	One of two freshmen to play in the season opener
33	Zach Hillesland	F	6-9	233	Jr.	8.0	7.0	Came off the bench to play 24 minutes
34	Carleton Scott	F	6-7	198	Fr.	--	--	Did not play in the season opener
40	Luke Zeller	F/C	6-10	239	Jr.	12.0	3.0	Netted double figures for the fourth time in his career vs. Long Island
41	Tim Andree	F	6-8	210	So.	--	--	Second-year walk-on; Father Tim played basketball at ND (1979-83)



2007-08 BIG EAST Preseason Coaches' Poll

1. Georgetown (8)	Pts.	217
Louisville (8)		217
3. Marquette		191
4. Pittsburgh		170
5. Syracuse		153
6. Connecticut		149
7. Villanova		143
8. Providence		141
9. NOTRE DAME		122
10. West Virginia		112
11. DePaul		79
12. Cincinnati		62
13. Seton Hall		56
14. St. John's		52
15. Rutgers		32
16. USF		23

First-place votes in parentheses



2007-08 Preseason All-BIG EAST Team

*Roy Hibbert, *Georgetown*
 Jeff Adrien, *Connecticut*
 Jonathan Wallace, *Georgetown*
 David Padgett, *Louisville*
 Terrence Williams, *Louisville*
 Dominic James, *Marquette*
 Jerel McNeal, *Marquette*
 Geoff McDermott, *Providence*
 Kentrell Gransberry, *USF*
 Eric Devendorf, *Syracuse*
 *Scottie Reynolds, *Villanova*
 **unanimous*

2007-08 Preseason All-BIG EAST Honorable Mention

Edgar Sosa, *Louisville*
 Levance Fields, *Pittsburgh*

2007-08 BIG EAST Players of the Year

Roy Hibbert, *Georgetown*

2006-07 Preseason BIG EAST Co-Rookies of the Year

Donte Green, *Syracuse*
 Jonny Flynn, *Syracuse*

forward, averaged 11.2 ppg. and was the team's second-leading rebounder with 6.2 rpg. Jackson started the final 20 games of the season at point guard and finished with a 7.8 scoring average while leading the team in assists (4.3) and steals (1.8). He also led the BIG EAST with 6.0 assists per game in conference play. Junior guard **Kyle McAlarney** also returns after starting the first 12 games of the 2006-07 campaign and averaging 10.3 points and 5.4 assists. Junior forward **Zach Hillesland** is coming off of his best season as he averaged 5.8 points and 4.8 rebounds, while teammate **Luke Zeller** finished the year averaging 3.8 points and 2.2 rebounds. Junior guard **Ryan Ayers** will be heavily in the mix after averaging 2.9 points, while sophomore **Jonathan Peoples** will look for more minutes off the bench after averaging 1.8 points per game.

• Notre Dame welcomes four freshmen in 2007-08: forwards **Tim Abromaitis** and **Carleton Scott** and guards **Tyrone Nash** and **Ty Proffitt**.

• The Irish averaged 81.0 points per game, the most ever for an Irish team under head coach Mike Brey, while allowing just 68.0 points per game. It also marked the first time since the 1977-78 campaign that Notre Dame averaged better than 80 points per game. During that campaign, Notre Dame averaged 80.7 points after netting 85.4 points per game the previous season (1976-77).

Another Early Start

• The season opener against Long Island will mark the second earliest start for a Notre Dame basketball team in the 103-year history of its program. Last season, the Irish opened up the year with a 92-49 victory over IPFW on November 10. Prior to last year's contest, the earliest start date for a Notre Dame team was November 13, 1998 when the Irish opened the 1998-99 campaign with a 76-65 loss to Miami of Ohio.

Series Record vs. Monmouth

• Notre Dame and Monmouth will be meeting for the fourth time with the Irish holding a 3-0 advantage in the series. The first two games played were at Notre Dame — the first matchup between the two schools was in 1940 as the Irish earned an 81-34 victory and the second-ever meeting took place in 1996 (a 73-67 win). The last time the two teams played was in 2001 at the Hawaii-Pacific Thanksgiving Classic in the championship as the Irish claimed the trophy with an 85-48 victory.

Irish vs. The Northeast Conference

• Ironically, Notre Dame is playing a team from the Northeast Conference for the second time in as many games. With its win over Long Island on Monday night, the Irish improved to 21-0 all-time versus teams for the Northeast Conference.

One Is A Lonely Number

• **Rob Kurz** is the lone senior among the 14 players on this year's Irish roster. The last time Notre Dame had only one senior on the roster was during the 1983-84 season when Cecil Rucker was the only senior member of that team that consisted of four juniors, five sophomores and three freshmen. The 1988-89 Irish squad featured no seniors on that team and was comprised of five juniors, two sophomores and five freshmen.

Elite Company

• Notre Dame joined an elite group last year when it registered its 1,600th win against Providence on February 15, 2007. Entering its 103rd season, Notre Dame has 1,605 victories. Only 12 other schools have reached the mark: Kentucky, North Carolina, Kansas, Duke, Syracuse, Temple, St. John's, Pennsylvania, Indiana, Utah and UCLA.

Eight Straight Postseason Appearances

• Notre Dame's appearance in last year's NCAA tournament field marks the fourth NCAA berth for the Irish in seven years. Since 2000, Notre Dame has appeared in either the NCAA or NIT tournaments each of the last eight years. The Irish played in the 2000 NIT and then earned consecutive NCAA tournament berths — 2001, '02, '03 — followed

**2007-08 Notre Dame
Men's Basketball Teleconferences**

10:00 a.m. (EST)

Phone Number: (317) 263-8800

Passcode: 401575

- Friday, November 23, 2007
- Friday, November 30, 2007
- Thursday, December 6, 2007
- Thursday, December 20, 2007
- Thursday, December 27, 2007
- Wednesday, January 2, 2008
- Thursday, January 10, 2008
- Thursday, January 24, 2008
- Tuesday, January 29, 2008
- Thursday, February 7, 2008
- Wednesday, February 20, 2008
- Tuesday, February 26, 2008
- Tuesday, March 4, 2008

2007-08 BIG EAST Teleconferences

Call: (913) 381-5533

- Jan. 10, Jan. 24, Feb. 7 and Feb. 21*
- 11:00 a.m. Tom Crean (Marquette)
- 11:08 a.m. Bob Huggins
(West Virginia)
- 11:16 a.m. Stan Heath (South Florida)
- 11:24 a.m. Jim Clahoun (Connecticut)
- 11:32 a.m. Norm Roberts (St. John's)
- 11:40 a.m. Tim Welch (Providence)
- 11:48 a.m. Bobby Gonzalez
(Seton Hall)
- 11:56 a.m. Rick Pitino (Louisville)

- Jan. 17, Jan. 31, Feb. 14 and Feb. 28*
- 11:00 a.m. Jay Wright (Villanova)
- 11:08 a.m. Mike Brey (Notre Dame)**
- 11:16 a.m. Jerry Wainwright (DePaul)
- 11:24 a.m. John Thompson, III
(Georgetown)
- 11:32 a.m. Mick Cronin (Cincinnati)
- 11:40 a.m. Jamie Dixon (Cincinnati)
- 11:48 a.m. Jim Boeheim (Syracuse)
- 11:56 a.m. Fred Hill (Rutgers)

by NIT appearances in '04, '05 and '06. This current postseason streak matches the longest stretch since making eight straight from 1983-90 (NIT in 1983 and '84 and NCAA from 1985-90).

Four 20-Win Seasons Under His Belt

• Notre Dame's 24-8 campaign a year ago marked the fourth time in seven seasons under head coach Mike Brey that the Irish won 20-plus games. The 24 wins also equaled the most for Notre Dame during the Brey era. Notre Dame's 20-win campaigns under Brey have been in 2000-01 (20-10), 2001-02 (22-11) and 2002-03 (24-10). In the 102-year history of the program, Notre Dame teams have won 20 or more games on 31 occasions.

Home Cookin'

• Notre Dame's 18-0 record at home last season marked just the third time since the opening of the Joyce Center in 1968-69 that an Irish team finished undefeated at home during the regular season and the most wins ever in a single season. Only two other Notre Dame squads ever completed a season undefeated at home — the 1973-74 and 1985-86 squads both finished their campaigns with identical 15-0 records. The Irish were the only BIG EAST team to finish the season undefeated at home. ***Dating back to 2005-06 campaign, Notre Dame has won 21 consecutive games at home following the win over Long Island — a streak which is tied for seventh among all Division I teams and is the third longest in school history as well as the longest during Mike Brey's tenure.*** The record for consecutive wins at the Joyce Center is 24 (1973-74).

Current NCAA Division I Home Court Win Streaks:

1. Memphis	34	6. UCLA	22
2. BYU	33	7. NOTRE DAME	21
3. Ohio State	26	Florida	21
4. Winthrop	24	9. Holy Cross	20
5. Wisconsin	23	10. Indiana	18
		UNLV	18

Joyce Center Streakin'

• Notre Dame began its pursuit of breaking the Joyce Center home win streak on Monday and extended its current win streak to 21 games after the home opener against Long Island. Currently at 21 games, it's the longest win streak at the Joyce Center and longest during the Mike Brey era. Here's a look at the Joyce Center streaks ...

24 - Began with a 94-68 win over Xavier on 2/3/73 and ended with a 94-84 loss to Indiana on 12/11/74

22 - Began with an 88-68 win over Pittsburgh on 1/26/77 and ended with a 69-68 overtime loss to DePaul on 2/12/78

21 - Began with a 66-61 win over DePaul on 3/4/06

16 - Began with a 92-70 win over Fairfield on 12/9/82 and ended with a 51-47 loss to UCLA on 12/3/83

16 - Began with an 89-76 win over West Virginia on 2/20/02 and ended with an 87-79 loss to Connecticut on 2/24/03

2007-08 BIG EAST STANDINGS

(through games of Nov. 12)

	Overall Record	BIG EAST Record
Pittsburgh	3-0	0-0
Rutgers	3-0	0-0
Connecticut	2-0	0-0
Marquette	2-0	0-0
Georgetown	1-0	0-0
NOTRE DAME	1-0	0-0
Seton Hall	1-0	0-0
Syracuse	1-0	0-0
Villanova	1-0	0-0
Cincinnati	1-2	0-0
Louisville	0-0	0-0
Providence	0-0	0-0
St. John's	0-0	0-0
West Virginia	0-0	0-0
DePaul	0-1	0-0
USF	0-1	0-0

Players of the Week

Rookies of the Week



Notre Dame's Records in 2007-08 when ...

Played at the Joyce Center	1-0
Played on the road	0-0
Played at a neutral site	0-0
BIG EAST Conference record (all games)	0-0
Non-Conference record	1-0
Leading at halftime	1-0
Trailing at halftime	0-0
Tied at halftime	0-0
Playing an overtime game	0-0
Shoots .500 or better	1-0
Shoots .500 or less	0-0
Opponent shoots .500 or less	1-0
Shoots better than opponent	1-0
Shoots worse than opponent	0-0
Shoots same as opponent	0-0
Makes more free throws than opponent	0-0
Makes less free throws than opponent	1-0
Same number of free throws	0-0
Outrebounded opponents	1-0
Outrebounded by opponents	0-0
Same number of rebounds	0-0
Has more turnovers than opponent	0-0
Has fewer turnovers than opponent	1-0
Had same number of turnovers	0-0
Bench outscores opponent's bench	1-0
Outscored by opponent's bench	0-0
Bench points are the same	0-0
Plays a ranked opponent	0-0
Makes 10 or more three-pointers	0-0
No Notre Dame player fouls out	1-0
One Notre Dame player fouls out	0-0
Two or more Notre Dame players foul out	0-0
Wears White Uniforms	1-0
Wears Blue Uniforms	0-0
Wears Gold Uniforms	0-0
Wears Black Uniforms	0-0
Plays in an In-Season Tournament	0-0
Plays on Television	0-0
Plays in November	1-0
Plays in December	0-0
Plays in January	0-0
Plays in February	0-0
Plays in March	0-0
Plays in Day Games	0-0
Plays in Night Games	1-0
Plays on Sundays	0-0
Plays on Mondays	1-0
Plays on Tuesdays	0-0
Plays on Wednesdays	0-0
Plays on Thursdays	0-0
Plays on Fridays	0-0
Plays on Saturdays	0-0
Final Margin is 5 points or less	0-0
Final Margin is 6-10 points	0-0
Final Margin is 11-20 points	0-0
Final Margin is more than 20 points	1-0
Has a player score 20-plus points	0-0
Has a player score 30-plus points	0-0
Scores 59 points or less	0-0
Scores 60-69 points	0-0
Scores 70-79 points	0-0
Scoring 80-89 points	1-0
Scoring 90-plus points	0-0

What A Difference A Year Makes

• With its 11-5 record in BIG EAST play last season, Notre Dame's win total was five more than the 2005-06 team which finished with a 6-10 conference mark after beginning league play 1-8. Notre Dame's 24 wins also were eight more than its total of 16 the previous season.

Irish Roll Under Brey In November

• Irish teams have traditionally played well under Irish head coach Mike Brey during the month of November and are 26-3 (.897) all-time in games played during the month of November. The three November losses have been to Creighton 80-75 in the championship game of the Guardians Classic on Nov. 26, 2002; to North Carolina State (61-48) at the John R. Wooden Tradition at Conseco Fieldhouse in Indianapolis on Nov. 26, 2005; and to Butler (71-69) on Nov. 13, 2006 in the first round of the NIT Season Tip-Off.

The Irish All-Time

• The 2007-08 men's basketball campaign marks the 103rd season of basketball and 12th as a member of the BIG EAST Conference. In 102-plus seasons, Irish teams have posted a 1606-885 record for a .645 winning percentage. In BIG EAST play, Notre Dame owns a 101-99 (.505) record all-time in conference regular-season play.

Always In It

• Since the 2005-06 campaign, Notre Dame's 22 losses have been by a combined 116 points for an average of 5.3 points per game. The 14 setbacks in '05-'06 were by a total of 59 points (4.2 points). The only double-digit loss was to North Carolina State (61-47). The Irish suffered 10 BIG EAST losses during the regular season and those were by a combined 35 points (3.5).

Putting Up The Points And Winning Impressively

• Notre Dame averaged 81.0 points per game last season, the best points per game average ever under Mike Brey. With its 82 points against Long Island in the season opener, the Irish proved once again that they can score points. Ten of the 24 victories a year ago were by 24 or more points, while six of those games were by 30 points or better.

Keeping It Close

• In the 78 losses suffered by Irish teams in Mike Brey's seven seasons, only 19 have been by 10 or more points and have been by a combined 515 for an average of 6.6 points per game. Notre Dame's 18-point loss (66-48) to Georgetown in 2006-07 was the largest ever for an Irish team under Brey.

18-Game BIG EAST Slate

• Notre Dame will play Connecticut, DePaul and Marquette twice as part of its 2007-08 18-game BIG EAST men's basketball conference slate. The league is employing an 18-game schedule this year with all teams playing each other at least once and three opponents twice (home and away). The BIG EAST utilized the 16-game slate since the 1999-00 campaign and has not played an 180-game conference schedule since 1998-99 when the league had 13 members. The format was used for eight years from 1991-99.

BIG EAST Formula For Success Under Brey

• Since his arrival at Notre Dame, Mike Brey has led Notre Dame to a 66-46 (.589) record in BIG EAST regular-season games and a 3-7 mark in tournament play for an overall record of 69-53 (.566) against league foes. In Brey's first season, the Irish posted their first-ever winning record in BIG EAST play and won the BIG EAST

Miscellaneous Irish Stats...

Career Games In Double Figures:

Rob Kurz.....	28
Luke Harangody.....	23
Kyle McAlarney.....	12
Tory Jackson.....	10
Luke Zeller.....	5
Zach Hillesland.....	6
Ryan Ayers.....	1

Career Games With 20-Plus Points:

Rob Kurz.....	4
Kyle McAlarney.....	2
Luke Harangody.....	3
Tory Jackson.....	2

Career Games With 10-Plus Rebounds:

Rob Kurz.....	13
Luke Harangody.....	6
Zach Hillesland.....	3

Career Games With 10-Plus Assists:

Tory Jackson.....	1
-------------------	---

Career Double-Doubles:

Rob Kurz.....	12
Luke Harangody.....	6
Zach Hillesland.....	3

Number of Career Games ... Led Irish In

Rob Kurz

Scoring.....	7
Rebounds.....	23
Blocks.....	30
Steals.....	10
Assists.....	5

Luke Zeller

Rebounds.....	3
Blocks.....	10
Steals.....	2

Kyle McAlarney

Assists.....	15
Scoring.....	2
Steals.....	6

Ryan Ayers

Steals.....	3
Blocks.....	3

Zach Hillesland

Rebounds.....	5
Blocks.....	4
Steals.....	2

Luke Harangody

Scoring.....	4
Rebounds.....	10
Steals.....	6
Blocks.....	6
Steals.....	1

Tory Jackson

Assists.....	17
Steals.....	16
Rebounds.....	1

Jonathan Peoples

Steals.....	1
-------------	---

West Division title with an 11-5 mark. Prior to Brey's arrival at Notre Dame, Irish teams had a 35-53 (.398) regular-season record since joining the league in 1995-96.

271 And Counting

• Heading into the Monmouth game, Notre Dame has hit at least one three-pointer in 271 straight games, a mark that dates back to the 1998-99 campaign. The last time an Irish team failed to hit a three-pointer was a 101-70 loss to Connecticut at the Hartford Civic Center on Jan. 12, 1999 as Notre Dame finished 0-7 from beyond the arc in the game. The 2005-06 Irish squad set the single-season record with 288 three-pointers and fell just one field goal short of that mark (287) in 2006-07.

Home Sweet Home

• Since the inaugural season in 1968-69 at the Joyce Center, Notre Dame owns a 474-141 record all-time for a .770 winning percentage. The Irish are 88-27 (.765) at the Joyce Center during Mike Brey's six-plus seasons, and since the 1996-97 campaign, they own a 136-43 mark for a .760 winning percentage. Notre Dame's 17 wins at home this season marks the ninth time in 10 years that the Irish won 10 or more home games. The Irish played their 600th game at the Joyce Center on Nov. 27, 2006 versus Lehigh.

Over The Century Mark

• Notre Dame topped the 100-point mark twice during the 2006-07 campaign and eight times under Irish head coach Mike Brey.

Road Warriors

• In Mike Brey's seven seasons, his Irish teams have compiled a road record of 53-51 (.510) that includes a 35-36 (.492) in true road games and a 18-15 mark (.545) in neutral site contests.

Double The Pleasure

• **Rob Kurz** led the Irish with nine double-doubles last season and registered his 12th career one on Monday night against Long Island with his 19 points and 10 rebounds against the Blackbirds in just 28 minutes. He connected on 8-12 shots from the field (1-3 from three-point range). Eight of his 10 rebounds in the contest were on the defensive end of the floor.

Unselfish Duo

• Junior **Kyle McAlarney** and sophomore **Tory Jackson** started in the backcourt in a regular season game for the first time ever. The duo combined for 11 points and 15 assists (eight by Jackson and seven by McAlarney) of Notre Dame's 28 assists.

Team Basketball

• Under Irish head coach Mike Brey, Notre Dame always has done a good job of distributing the basketball and shown great unselfishness as a team. That was again evident on Monday night when the Irish dished off 28 assists on 35 baskets (an 0.8 assists-to-basket ratio).

Zeller Down Under

• For the second straight summer in 2007, forward **Luke Zeller** played with Athletes In Action, joining them this year for an eight-game Australian tour. During the exhibition tour, he averaged 11.3 points and 6.6 rebounds and scored in double figures in five of those contests. The previous year, he traveled to Taipei City, Taiwan and was a member of the AIA squad that captured the gold medal at the 2006 William Jones Cup.

Free-Throw Shooting in Final Five Minutes and Overtime:

Tim Andree	0-0 (.000)
Tim Abromaitis	0-0 (.000)
Ryan Ayers	0-0 (.000)
Luke Harangody	0-0 (.000)
Zach Hillesland	0-0 (.000)
Tory Jackson	0-0 (.000)
Rob Kurz	0-0 (.000)
Tom Kopko	0-0 (.000)
Kyle McAlarney	0-0 (.000)
Tyrone Nash	0-0 (.000)
Jonathan Peoples	0-0 (.000)
Ty Proffitt	0-0 (.000)
Carleton Scott	0-0 (.000)
Luke Zeller	0-0 (.000)
Total	0-0 (.000)
Opponents	0-0 (.000)

Irish On The Road Under Brey

	Away	Neutral	Overall
2006-07	3-5	3-3	6-8
2005-06	4-7	0-2	4-9
2004-05	4-6	0-1	4-7
2003-04	6-5	2-1	8-6
2002-03	4-5	6-3	10-8
2001-02	8-4	5-3	13-7
2000-01	6-4	2-2	8-6
Totals	35-36	18-15	53-51
	(.492)	(.545)	(.510)

Live on UND.Com

During the 2007-08 basketball campaign, 10 men's basketball home games (exhibition and non-conference) will be televised live and free of charge on the school's official athletics web site through its Fighting Irish All-Access multimedia package. Each broadcast will originate from the Joyce Center with the video supplemented by the live radio feed from the Notre Dame Radio Network.

Remaining Games scheduled for und.com:

Nov. 12	Long Island	7:30 p.m.
Nov. 24	Youngstown State	4:00 p.m.
Nov. 26	Colgate	7:30 p.m.
Dec. 1	Eastern Michigan	7:00 p.m.
Dec. 8	Northern Illinois	7:00 p.m.
Dec. 22	San Francisco	4:00 p.m.
Dec. 29	Brown	7:00 p.m.
Dec. 31	North Florida	1:00 p.m.

Series Record vs. Teams In Paradise Jam

Monmouth

Notre Dame leads 3-0
Home: 2-0, Away: 0-0, Neutral: 1-0

Date	Site	Result	Score
11-30-40	Notre Dame, IN	W	81-34
11-24-96	Notre Dame, IN	W	73-67
11-25-01	Honolulu, HI*	W	85-48

*-Hawaii-Pacific Thanksgiving Classic

Scoring

	Total	Average
Notre Dame	239	79.7
Monmouth	149	49.7

Current Win Streak: Notre Dame, 3 games
Brey vs. Monmouth: 1-0
ND Biggest Win: 47 (81-34 on 1-30-40)
Monmouth Biggest Win: -
ND Biggest Win Streak: 2 (from 1940-01)
Monmouth Biggest Win Streak: -

Baylor

Notre Dame leads 1-0
Home: 1-0, Away: 0-0, Neutral: 0-0

Date	Site	Result	Score
11-30-77	Notre Dame, IN	W	98-57

Wichita State

Series tied 1-1
Home: 1-0, Away: 0-1, Neutral: 0-0

Date	Site	Result	Score
1-24-90	Notre Dame, IN	W	88-78
1-10-91	Wichita, KS	L	50-60

Scoring

	Total	Average
Notre Dame	138	69.0
Wichita State	138	69.0

Current Win Streak: Wichita State, 1 game
Brey vs. Wichita State: -
ND Biggest Win: 10 (88-78 on 1-24-90)
Wichita State Biggest Win: 10 (60-50 on 1-10-91)
ND Biggest Win Streak: 1
Monmouth Biggest Win Streak: 1

Charlotte

Notre Dame leads 1-0
Home: 0-0, Away: 0-0, Neutral: 1-0

Date	Site	Result	Score
3-14-02	Greenville, SC*	W	82-63

*NCAA Tournament (first round)

Georgia Tech

Georgia Tech leads 5-2
Home: 2-2, Away: 0-3, Neutral: 0-0

Date	Site	Result	Score
2-22-41	Notre Dame, IN	W	53-42
2-5-66	Notre Dame, IN	L	61-75
2-4-67	Atlanta, GA	L	87-102
1-30-69	Notre Dame, IN	W	71-52
1-17-72	Atlanta, GA	L	62-82
2-25-89	Atlanta, GA	L	80-90
2-24-90	Notre Dame, IN (ot)	L	80-88

Scoring

	Total	Average
Notre Dame	494	70.5
Georgia Tech	531	75.9

Current Win Streak: Georgia Tech, 3 games
Brey vs. Georgia Tech: -
ND Biggest Win: 19 (71-52 on 1-30-69)
Georgia Tech Biggest Win: 20 (82-62 on 1-17-72)
ND Biggest Win Streak: 1 (1941 and 1969)
Georgia Tech Biggest Win Streak: 3 (1972-90)

Illinois-Chicago

First Meeting

Winthrop

Winthrop leads 1-0
Home: 0-0, Away: 0-0, Neutral: 0-1

Date	Site	Result	Score
3-16-07	Spokane, WA*	L	64-74

*-NCAA Tournament (first round)

The Last Time ...

Notre Dame recorded a

30-Point win was on 12/16/06 - ND 94, Elon 63 (31 Points)*
 40-Point win was on 12/27/06 - ND 88, Army 47 (41 Points)*
 50-Point win was on 12/28/06 - ND 101, Rider 51 (50 Points)
 30-Point loss was on 1/7/99 - ND 62, Villanova 93 (31 Points)*

Notre Dame shot.....

60% on FGs was on 12/14/02 - 60.0% (30-50) vs. DePaul (ND 102 - DePaul 71)
 65% on FGs was on 1/30/02 - 66.7% (34-51) vs. Pittsburgh (ND 89 - Pittsburgh 76)*
 90% on FTs was on 1/17/07 - 94.7% (18-19) vs. Winston-Salem St. (ND 90 - Winston-Salem St. 45)

Notre Dame.....

Won 10 games in a row was from 11/14/06 thru 1/3/07 - 12 straight
 Won 15 games in a row was from 12/31/53 thru 3/9/54 - 18 straight
 Won 20 games in a row never
 Lost 5 games in a row was from 1/20/06 thru 2/4/06 - 5 straight
 Scored 100 points was on 1/30/07 (ND 103 - Syracuse 91)
 - Scored 100 points on the road was on 1/30/07 (ND 103 - Syracuse 91)
 - Scored 100 points at a neutral site was on 3/12/78 (ND 100 - Houston 77) (NCAA First Round, Tulsa, OK)
 - Scored 100 points and lost was on 3/20/71 (ND 106 - Houston 119) (NCAA Regional Semi-finals at Wichita, KS)
 Allowed 100 points was on 1/17/07 vs. Villanova (ND 87 - Villanova 102)
 Scored less than 50 points was on 1/6/07 vs. Georgetown (ND 48 - Georgetown 66)
 Allowed less than 50 points was on 12/21/06 vs. Army (ND 88 - Army 47)*
 Played an Overtime Game was on 3/20/06 vs. Michigan (ND 87 - Michigan 84 - 2OT)
 - Played in a Multi-Overtime Game was on 3/20/06 vs. Michigan (ND 87 - Michigan 84 - 2OT)
 Won on a "last second" shot was on 2/9/03 vs. Pittsburgh (ND 66 - Pittsburgh 64 - Torin Francis layup at 00:00.6)*
 Had 5 double figure scorers was on 2/20/07 vs. DePaul (ND 78 - DePaul 54)* Colin Falls 19, Rob Kurz 15, Luke Harangody 13, Tory Jackson 13, Russell Carter 13
 Had 6 double figure scorers was on 12/14/03 vs. DePaul (ND 82 - DePaul 69) Jordan Cornette 17, Chris Thomas 13, Colin Falls 12, Torin Francis 12, Chris Quinn 12, Rick Cornett 10
 Had 7 double figure scorers never
 Had two double-figure rebounders was on 1/30/07 vs. Syracuse (ND 103 - Syracuse 91) Luke Harangody 13, Zach Hillesland 10
 Had two players with double-doubles was on 1/30/07 vs. Syracuse (ND 103 - Syracuse 91) Russell Carter (21 pts, 13 rebs), Zach Hillesland (14 pts, 10 rebs)
 Had three players with double-doubles never
 Had two 30-point scorers was on 2/18/06 vs. Seton Hall (ND 102 - Seton Hall 91) Chris Quinn - 34, Colin Falls - 32
 Had two 20-point scorers was on was on 3-9-07 vs. Georgetown (ND 82 - Georgetown 84) Russell Crter - 21, Tory Jackson - 20
 Had three 20-point scorers was on 3/8/07 vs. Syracuse (ND 89 - Syracuse 83) Russell Carter 24, Luke Harangody 20, Colin Falls 23
 Made 10 three-point field goals was on 3/9/07 - 10-26 (38.5%) vs. Georgetown (ND 82 - Georgetown 84)
 Committed 10 turnovers or less was on 3/3/07 - 9 turnovers vs. Rutgers (ND 73- Rutgers 66)
 Committed 5 turnovers or less was on 2/21/06 - 4 turnovers vs. Connecticut (ND 74 - Connecticut 75 - OT)
 Committed 25 turnovers was on 2/8/00 - 26 turnovers vs. Villanova (ND 69 - Villanova 86)
 Forced 25 turnovers was on 11/16/01 - 30 turnovers vs. New Hampshire (ND 95 - New Hampshire 53)

An Irish player had.....

25+ points was on 2/3/07 - Colin Falls (26) vs. South Florida (ND 63 - South Florida 69)
 30+ points was on 1/23/07 - Russell Carter (32) vs. St. John's (ND 68 - St. John's 71)
 35+ points was on 1/4/06 - Chris Quinn (37) vs. Pittsburgh (ND 97 - Pittsburgh 100 2OT)
 40+ points was on 11/28/93 - Monty Williams (42) vs. Valparaiso (ND 96 - Valparaiso 74)*
 15 or more rebounds was on 1/20/04 - Torin Francis (16) vs. Virginia Tech (ND 74 - Virginia Tech 63)
 20 rebounds was on 11/22/02 - Torin Francis (20) vs. Bucknell (ND 73 - Bucknell 42)*
 a "double-double" was on 3/8/07 - Luke Harangody (20 pts, 10 rebs) vs. Syracuse (ND 89 - Syracuse 83)
 a "triple-double" was on 11/16/01 - Chris Thomas (24 pts, 11 ast, 11 steals) vs. New Hampshire (ND 99 - New Hampshire 53)*
 20 points and 10 rebounds was on 3/8/07 - Luke Harangody (20 pts, 10 rebs) vs. Syracuse (ND 89 - Syracuse 83)
 20 points and 20 rebounds was on 1/8/01 - Troy Murphy (25 pts, 20 rebs) vs. Seton Hall (ND 76 - Seton Hall 78)
 10 assists was on 2/3/07 - Tory Jackson (11) vs. South Florida (ND 63 - South Florida 69)
 10 blocks was on 11/17/02 - Jordan Cornette (11) vs. Belmont (ND 76 - Belmont 48)*#
 10 steals was on 11/16/01 - Chris Thomas (11) vs. New Hampshire (ND 99, New Hampshire 53)*#

An opposing player had.....

25+ points was on 2/8/07 - Wilson Chandler (25), DePaul (ND 66 - DePaul 67)
 30+ points was on 3-9-07 - Jeff Green (30), Georgetown (ND 82 - Georgetown 84)
 35+ points was on 2/1/03 - Mike Sweetney (38), Georgetown (ND 93 - Georgetown 92 2OT)
 40+ points was on 2/8/87 - Danny Manning (40), Kansas (ND 60 - Kansas 70)
 15 rebounds was on 3/8/07 - Paul Harris (15), Syracuse (ND 89 - Syracuse 83)
 20 rebounds was on 3/8/07 - Terrance Roberts (20), Syracuse (ND 89 - Syracuse 83)
 a "double-double" was on 3/16/07 - Torrell Martin (20 pts, 11 rebs), Winthrop (ND 64 - Winthrop 74)
 a "triple-double" was on 2/21/06 - Marcus Williams (18 pts, 10 rebs, 13 asts) Connecticut (ND 74 - Connecticut 75 - OT)
 20 points and 10 rebounds was on 3/16/07 - Torrell Martin (20 pts, 11 rebs) Winthrop (ND 64 - Winthrop 74)
 20 points and 20 rebounds was on 2/9/02 - Mike Sweetney (35 pts, 20 rebs) Georgetown (ND 116 - Georgetown 111 - 4OT)
 10 assists was on 3/16/07 - Michael Jenkins (11), Winthrop (ND 64 - North Carolina 74)
 10 blocks was on 1/27/73 - Bill Walton (10), UCLA (ND 63 - UCLA 82)*
 10 steals was on 1/29/89 - Mark Macon (11), Temple (ND 64 - Temple 60)*

*indicates Notre Dame home game; #school record; @Joyce Center record



The Joyce Center Renovation

On October 6, 2006, plans for the renovation of the Joyce Center arena — home to Notre Dame basketball — were announced and are scheduled to begin in September 2008.

The University has selected the architects for the project, and they currently are in the process of completing final design plans.

The first phase of the project, to begin next September, involves construction of a new three-story structure at the south end of the arena. That structure will include a new two-story lobby, the Notre Dame ticket operations (approximately 4,500 square feet) and a varsity shop to sell apparel and souvenirs (approximately 3,000 square feet), in addition to a new club seating and hospitality area.

Replacement of the Joyce Center arena seating, including installation of chair-back seating throughout the arena, is expected to take place after the University's Commencement Exercises in May 2009. The project is scheduled for completion in January 2010. The arena is expected to re-open by mid-October 2009, in time for the start of the basketball season.

The University announced last October that this \$26.3 million project has received a \$12.5 million leadership gift from Notre Dame alumnus and Trustee Philip J. Purcell III. A month later, another major gift of \$5 million from Notre Dame graduate Vincent J. Naimoli.

The arena will be named Purcell Pavilion at the Joyce Center -- and the new club/hospitality area and two outdoor patios will be named for the Naimoli family.





Head Coach Mike Brey

2007 BIG EAST Coach of the Year

8th season at Notre Dame •
143-78 (.645)
13th season as a head coach •
242-130 (.650)

- Named the 17th head coach at the University of Notre Dame on July 14, 2000
- A 21-year veteran of the college ranks...
 - University of Notre Dame (head coach)
2000-07 (seven seasons)
 - University of Delaware (head coach)
1995-2000 (five seasons)
 - Duke University (assistant coach)
1987-95 (eight seasons)

	<u>Overall</u>	<u>BIG EAST (regular season)</u>
2000-01	20-10	11-5 (1st place-West Division)
2001-02	22-11	10-6 (2nd place-West Division)
2002-03	24-10	10-6 (3rd place-West Division)
2003-04	19-13	9-7 (7th place)
2004-05	17-12	9-7 (6th place)
2005-06	16-14	6-10 (11th place)
2006-07	24-8	11-5 (4th place)
	143-78 (.644)	66-46 (.589)

- Has guided six of his 12 teams to NCAA tournament play; 10 of those teams have advanced to the postseason (four NIT appearances)
- In his first season, led Notre Dame to the 2000-01 BIG EAST West Division championship (its first league regular-season title in school history). In 2002-03, guided the Irish to their first Sweet 16 appearance since 1987
- He is only coach in the program's history to lead his teams to three consecutive 20-win seasons and three straight NCAA tournament appearances in his first three seasons
- Spent eight years as an assistant coach under Mike Krzyzewski at Duke and during that time the Blue Devils advanced to the Final Four six times and won national championships in both 1991 and '92. While there, Duke compiled a 216-65 record
- Played at DeMatha High School under legendary coach Morgan Wootten and graduated from there in 1977. Also served as an assistant coach for Wootten from 1982-87
- Received DeMatha High School's Distinguished Alumnus Award in October 2003
- Awarded an honorary monogram by the Notre Dame Monogram Club in December of 2006

- Recipient of 2003 Coaches vs. Cancer Champion Award in recognition of his fund-raising efforts for the Coaches vs. Cancer Program and a member of the CVC National Council

- Along with wife Tish received the Distinguished Service Award and the 2007 March of Dimes Franklin D. Roosevelt Award. The couple has raised more than \$1 million for the South Bend/Michiana area.

Mike Brey vs. Ranked Opponents:

Overall: 21-43
 at Notre Dame: 21-37
 (2006-07: 4-2; 2005-06: 1-7; 2004-05: 2-5; 2003-04: 2-8; 2002-03: 5-6; 2001-02: 3-6; 2000-01: 4-3)
 at Delaware: 0-6

Mike Brey in Overtime Games at Notre Dame:

Overall: 3-5
 at Georgetown (2/9/02) 116-111 (4 OT)
 at Boston College (1/25/03)..... 101-96
 vs. Georgetown (2/1/03)..... 93-92 (2OT)
 at Pittsburgh (1/4/06)..... 97-100 (2OT)
 vs. Georgetown (1/24/06)..... 82-85 (2OT)
 at Louisville (2/4/06) 86-89
 at Connecticut (2/21/06) 74-75
 at Michigan (3/20/06)..... 84-87 (2OT)

Mike Brey Among BIG EAST's Best

Since his arrival, Mike Brey has compiled a 69-53 (.566) record in BIG EAST games (66-46 in regular season and 3-7 in tournament contests). Here's how the Irish coach ranks against some of the BIG EAST's best (both past and present)....

Jim Calhoun (UConn: 1986-)	254-141 (.643)
Mick Cronin (UC: 2006-)	2-14 (.125)
Jerry Wainwright (DU: 2005-)	14-19 (.424)
John Thompson (GU: 1979-99)	231-123 (.653)
John Thompson III (GU: 2004-)	37-19 (.661)
Rick Pitino (PC: 1985-87 and UL (2005-)	55-50 (.523)
Paul Evans (UP: 1986-94)	76-70 (.524)
Ben Howland (UP: 1999-03)	46-29 (.613)
Jamie Dixon (UP: 2003-)	52-23 (.693)
Tom Crean (MU: 2005-)	21-14 (.600)
Pete Gillen (PC: 1994-98)	38-43 (.469)
Tim Welsh (PC: 1998-)	66-88 (.452)
Fred Hill (RU: 2006-)	3-13 (.188)
Lou Carnesecca (SJU: 1979-92)	139-80 (.635)
Mike Jarvis (SJU: 1998-03)	57-36 (.613)
Norm Roberts (2004-)	15-34 (.306)
P.J. Carlesimo (SH: 1982-94)	90-130 (.409)
Tommy Amaker (SH: 1997-01)	35-39 (.473)
Louis Orr (SH: 2001-06)	39-47 (.453)
Bobby Gonzalez (SH: 2000-)	4-12 (.250)
Robert McCullum (USF: 2005-)	4-28 (.125)
Jim Boeheim (SU: 1979-)	333-181 (.648)
Rollie Massimino (VU: 1979-92)	123-92 (.572)
Steve Lappas (VU: 1992-01)	96-79 (.559)
Jay Wright (VU: 2001-)	61-47 (.565)
John Beilien (WVU: 2002-)	40-44 (.476)
Gale Catlett (WVU: 1995-02)	49-78 (.386)

Notre Dame Under Brey ...

	Overall	2007-08
Overall	143-78 (.647)	1-0 (1.000)
At Home	90-27 (.769)	1-0 (1.000)
On the Road	35-36 (.492)	0-0 (.000)
Neutral Site	18-15 (.545)	0-0 (.000)
vs. BIG EAST (all games)	68-53 (.561)	0-0 (.000)
BIG EAST GAMES (regular season)	66-46 (.589)	0-0 (.000)
Home	40-16 (.714)	0-0 (.000)
Road	26-30 (.464)	0-0 (.000)
Non-Conference Teams (regular season)	67-18 (.788)	1-0 (1.000)
Home	49-9 (.845)	1-0 (1.000)
Road	8-5 (.615)	0-0 (.000)
Neutral	10-4 (.714)	0-0 (.000)
Notre Dame Shoots 50% or better	55-2 (.965)	1-0 (1.000)
Notre Dame Shoots less than 50%	88-76 (.537)	0-0 (.000)
Hold opponent to less than 50%	124-59 (.678)	1-0 (1.000)
Hold opponent to less than 40%	81-10 (.890)	1-0 (1.000)
Outrebounds opponent	80-28 (.741)	1-0 (1.000)
Plays an overtime game	3-5 (.375)	0-0 (.000)
Plays a ranked opponent	21-37 (.362)	0-0 (.000)
Plays in November	27-3 (.900)	1-0 (1.000)
Plays in December	38-10 (.792)	0-0 (.000)
Plays in January	31-26 (.544)	0-0 (.000)
Plays in February	29-21 (.580)	0-0 (.000)
Plays in March	18-18 (.500)	0-0 (.000)
Scores 50 points or less	0-3 (.000)	0-0 (.000)
Scores 50+ points	140-74 (.654)	1-0 (1.000)
Scores 60+ points	135-61 (.689)	1-0 (1.000)
Scores 70+ points	114-38 (.750)	1-0 (1.000)
Scores 80+ points	70-12 (.854)	1-0 (1.000)
Scores 90+ points	31-1 (.969)	0-0 (.000)
Scores 100+ points	8-0 (1.000)	0-0 (.000)
Season openers	8-0 (1.000)	1-0 (1.000)
Season openers at the Joyce Center	8-0 (1.000)	1-0 (1.000)
Record in first home game	8-0 (1.000)	1-0 (1.000)
Records in first road game (includes neutral)	3-4 (.500)	0-0 (.000)
Records in BIG EAST openers at home	2-1 (.667)	0-0 (.000)
Records in BIG EAST openers on the road	1-3 (.250)	0-0 (.000)
Best Record	24-8 (.750) (2006-07)	
Worst Record	16-14 (.533) (2005-06)	
Most BIG EAST wins in a season (regular season and tournament)	12 (2000-01)	
Most BIG EAST losses in a season	11 (2005-06)	
Longest home winning streak	21 (2006-07)	
Longest road winning streak (includes neutral)	5 (2000-01)	
Longest home losing streak	3 (2001-02)	
Longest road losing streak (includes neutral)	5 (2005-06)	

Irish Record Under Brey In Games Decided By

1 point.....	9-7
2 points.....	4-7
3 points.....	10-15
4 points.....	3-5
5 points.....	3-5
6 points.....	7-3
7 points.....	10-5
8 points.....	3-8
9 points.....	3-4
10 points.....	6-4
11-15 points.....	31-12
16-20 points.....	16-3
21-30 points.....	17-0
31-40 points.....	13-0
41-50 points.....	8-0
50+points.....	0-0
Total	143-78

Winning BIG EAST Regular Seasons Since 2000-01

Team	# of Winning Seasons	NCAA Bids
NOTRE DAME	6	4
Pittsburgh	6	6
Syracuse	6	5
Connecticut	5	5
*Marquette	5	4
*Cincinnati	5	5
Georgetown	4	3
*Louisville	4	4
Villanova	3	3
Seton Hall	3	2
Providence	2	2
*DePaul	2	1
West Virginia	2	1
St. John's	1	1
*USF	1	0
Rutgers	0	0

* includes years in Conference USA

10-Win BIG EAST Regular Seasons Since 2000-01

Team	# of Winning Seasons
Pittsburgh	6
Syracuse	5
Connecticut	5
NOTRE DAME	4
Georgetown	3
*Marquette	2
Villanova	2
Providence	2
Seton Hall	2
Louisville	1
West Virginia	1

* joined BIG EAST in 2005-06

Notre Dame Highs and Lows Under Mike Brey

Notre Dame – Team Game High (1st Half)

Points.....	62 vs. Loyola-Chicago (11/22/00)
Field Goals Made	24 vs. IPFW (11/10/06)*
	24 vs. Syracuse (1/30/07)
Field Goals Attempted	43 vs. New Hampshire (11/16/01)*
	43 vs. Syracuse (11/30/07)
Field Goal Percentage	67.7% (21-31) vs. Pittsburgh (1/30/02)*
3 PT Field Goals Made	10 vs. Louisville (2/4/06)
	10 vs. Rider (12/28/06) *
3 PT Field Goals Attempted	21 vs. Rider (12/28/06)*
3 PT Field Goals Percentage	71.4% (5-7) vs. Fordham (12/28/05)*
Free Throws Made	11 vs. Connecticut (2/9/04)*
Free Throws Attempted	17 vs. Columbia (12/23/05)*
Free Throw Percentage	100.0% on four occasions
Total Rebounds.....	27 vs. Army (12/19/04)*
Offensive Rebounds	14 vs. Army (12/19/04)*
	14 vs. Providence (2/19/05)
Defensive Rebounds	20 vs. Long Island (11/12/07)*
Assists	19 vs. Canisius (12/19/00)*
Steals.....	12 vs. New Hampshire (11/16/01)*
Blocked Shots.....	13 vs. Belmont (11/17/02)*
Turnovers	11 vs. Stony Brook (12/30/06)*
Fouls.....	11 vs. Villanova (1/8/05)*

Notre Dame – Team Game High (2nd Half)

Points.....	68 vs. Georgetown (2/9/02)
Field Goals Made	24 vs. Pittsburgh (1/4/06)
Field Goals Attempted	63 vs. Georgetown (2/9/02)
Field Goal Percentage.....	72.0% vs. Lafayette (11/14/06)
3 PT Field Goals Made.....	11 vs. St. John's (3/6/04)
3 PT Field Goals Attempted.....	24 vs. Pittsburgh (1/4/06)
3 PT Field Goals Percentage	75.0% (6-8) vs. Connecticut (2/21/05)
Free Throws Made	27 vs. Seton Hall (2/18/06)
Free Throws Attempted	30 vs. Seton Hall (2/18/06)
Free Throw Percentage	100.0% (13-13) vs. Villanova (1/8/05)*
	100.0% (15-15) vs. Winston-Salem St. (11/29/06)*
Total Rebounds.....	34 vs. Seton Hall (1/8/01)
Offensive Rebounds	15 vs. Army (12/19/04)*
Defensive Rebounds	25 vs. Sacred Heart (11/18/00)*
Assists	16 vs. Army (12/19/04)*
Steals.....	14 vs. New Hampshire (11/16/01)*
Blocked Shots.....	6 vs. Belmont (11/17/02)
Turnovers	13 vs. Niagara (12/21/05)*
Fouls.....	16 vs. Rutgers (1/31/04)
	16 vs. Winthrop (3/16/07)*

Notre Dame – Team Game High (Total)

Points.....	116 vs. Georgetown (2/9/02)
Field Goals Made	42 vs. Canisius (12/19/00)*
Field Goals Attempted	94 vs. Georgetown (2/9/02)
Field Goal Percentage	66.7% (34-51) vs. Pittsburgh (1/30/02)*
3 PT Field Goals Made	17 vs. St. John's (3/6/04)*
	17 vs. Louisville (2/4/06)#
3 PT Field Goals Attempted.....	44 vs. Canisius (12/22/00)
3 PT Field Goals Percentage	61.9% (13-21) vs. Providence (1/14/06)*
Free Throws Made	33 vs. Seton Hall (2/18/06)
Free Throws Attempted	45 vs. Columbia (12/23/05)*
Free Throw Percentage	100% (5-5) vs. Illinois (3/22/03)
	100% (19-19) vs. Villanova (1/8/05)#
Total Rebounds.....	64 vs. Georgetown (2/9/02)
Offensive Rebounds	24 vs. Seton Hall (1/8/01)
Defensive Rebounds	40 vs. Tennessee Tech (12/17/00)*
Assists	32 vs. Canisius (12/19/00)*
Steals.....	26 vs. New Hampshire (11/16/01)*#
Blocked Shots.....	19 vs. Belmont (12/17/02)*#
Turnovers	20, on two occasions
Fouls.....	26 vs. Georgetown (2/9/02)

Notre Dame – Team Game Lows (1st Half)

Points.....	19 vs. Connecticut (2/21/04)*
Field Goals Made	6 vs. Connecticut (2/21/04)
Field Goals Attempted	21 vs. Canisius College (12/22/01)
Field Goal Percentage.....	18.8% (6-32) vs. Connecticut (2/21/04)
3 PT Field Goals Made.....	0 vs. West Virginia (1/7/04)
3 PT Field Goals Attempted.....	5 vs. Virginia Tech (1/20/04)
	5 vs. IPFW (11/23/04)*
3 PT Field Goals Percentage	0.0% (0-7) vs. West Virginia (1/7/04)*
	0.0% (0-10) vs. Michigan (12-3-05)*
Free Throws Made	0 on six occasions
Free Throws Attempted	0 on five occasions
Free Throw Percentage.....	0.0% on five occasions
Total Rebounds.....	10 vs. Pittsburgh (2/9/03)*
Offensive Rebounds	1 vs. Pittsburgh (2/9/03)*
	1 vs. Rutgers (3/2/05)*
Defensive Rebounds	8 vs. Pittsburgh (2/12/05)
Assists	1 vs. Villanova (1/27/07)*
Steals.....	1 on three occasions
Blocked Shots.....	0 on 12 occasions
Turnovers	1 vs. Georgetown (3/4/04)*
Fouls.....	0 vs. Samford (12/30/04)*

Notre Dame – Team Game Lows (2nd Half)

Points.....	19 vs. Valparaiso (1/5/03)
Field Goals Made	6 vs. Purdue (3/17/04)*
	6 vs. Harvard (11/19/04)*
Field Goals Attempted	19 vs. Georgetown (2/16/05)*
	19 vs. West Virginia (1/9/07)*
Field Goal Percentage.....	21.4% (6-28) vs. Harvard (11/19/04)*
3 PT Field Goals Made.....	1 on four occasions
3 PT Field Goals Attempted.....	3 vs. Indiana (12/8/04)
3 PT Field Goals Percentage	10.0% (1-10) vs. Seton Hall (1/12/03)*
Free Throws Made	0 vs. Pittsburgh (1/12/04)
Free Throws Attempted	2 vs. Pittsburgh (1/12/04)
	2 vs. West Virginia (2/1/06)
Free Throw Percentage.....	0.0% (0-2) vs. Pittsburgh (1/12/04)
Total Rebounds.....	7 vs. Rutgers (3/1/03)
Offensive Rebounds	2 vs. Charleston Southern (11/26/04)
Defensive Rebounds	4 vs. Rutgers (3/1/03)
Assists	0 vs. Harvard (11/19/04)
Steals.....	0 vs. Georgetown (3/4/04)*
	0 vs. Villanova (1/26/05)
Blocked Shots.....	0 on five occasions
Turnovers	0 vs. West Virginia (3/10/04)
Fouls.....	3 vs. West Virginia (1/7/04)*
	3 vs. Hofstra (11/22/05)*

Notre Dame – Team Game Lows (Total)

Points.....	48 vs. North Carolina St. (11/26/05)
	48 vs. Georgetown (1/6/07)
Field Goals Made	13 vs. Rutgers (3/1/03)
Field Goals Attempted	43 vs. West Virginia (1/9/07)
Field Goal Percentage.....	29.7% (19-64) vs. Connecticut (2/21/04)
3 PT Field Goals Made.....	1 vs. Pittsburgh (2/3/01)
3 PT Field Goals Attempted.....	8 vs. Pittsburgh (2/3/01)
3 PT Field Goals Percentage	10.5% vs. Rutgers (2/14/02)
Free Throws Made	2 vs. Syracuse (1/14/02)
Free Throws Attempted	4 vs. Pittsburgh (3/8/01)
Free Throw Percentage.....	35.6% (6-17) vs. Syracuse (2/5/05)
Total Rebounds.....	21 vs. Rutgers (3/1/03)
Offensive Rebounds	3 vs. DePaul (12/14/02)*
Defensive Rebounds	14 vs. DePaul (12/11/04)*
Assists	6 vs. Mississippi (3/18/01)
Steals.....	1 vs. DePaul (12/11/04)
Blocked Shots.....	0 vs. Georgetown (1/6/07)
Turnovers	4 on three occasions
Fouls.....	6 vs. West Virginia (1/7/04)*

* Indicates game played at the Joyce Center, Notre Dame, Ind.

Indicates school record



Rob Kurz #31
Forward • Senior • 6-9 • 232
Lower Gwynedd, Pa. (Penn Charter)

SENIOR SEASON (2007-08):

Registered his 12th career double-double with 19 points and 10 rebounds in season opener against Long Island.

Career Stats vs. The BIG EAST

Opponent	G-GS	Min.	3Pt.			Reb.	A	PF	BS	ST	Pts.
			FG-FGA	FG-FGA	FTA						
Cincinnati	1-1	29/29.0	1-3	0-0	3-5	7/7.0	0	3	0	0	5/5.0
Connecticut	2-0	27/13.5	2-5	2-2	0-2	7/3.5	0	2	0	1	6/6.0
DePaul	4-2	112/28.0	15-24	7-8	5-8	25/6.3	7	7	4	3	42/10.5
Georgetown	5-4	127/25.4	12-29	4-9	15-15	30/6.0	4	10	4	4	40/8.0
Louisville	2-1	47/23.5	2-11	1-4	8-10	13/6.5	7	8	3	0	13/6.5
Marquette	3-2	80/26.7	7-19	0-4	2-3	10/3.3	1	5	3	1	16/5.3
Pittsburgh	1-0	15/15.0	2-2	0-0	2-2	2/2.0	0	3	0	0	6/6.0
Providence	4-2	77/19.3	10-23	0-3	5-12	19/4.8	1	7	5	1	28/7.0
Rutgers	2-1	40/20.0	5-9	1-1	4-5	8/4.0	3	5	1	0	15/7.5
St. John's	1-1	27/27.0	1-8	0-3	5-6	9/9.0	0	3	2	1	7/7.0
Seton Hall	2-1	46/23.0	5-7	1-2	15-19	10/5.0	2	6	3	0	26/13.0
South Florida	3-1	75/25.0	8-16	3-3	12-14	22/7.3	1	7	7	2	31/10.3
Syracuse	2-2	53/26.5	5-17	1-2	12-15	11/5.5	1	2	2	1	17/8.5
Villanova	3-3	67/22.3	7-19	0-3	7-10	21/7.0	0	9	2	3	21/7.0
West Virginia	3-1	42/14.0	2-5	0-0	4-7	12/4.0	1	3	1	0	8/2.7

Career Highs

Points.....25 vs. Lehigh (11-27-06)
 Field Goals8 vs. Lafayette (11-20-05) and Long Island (11-12-07)
 Field Goals Attempted.....13 vs. Alabama (12-7-06) and DePaul (2-8-07)
 Field-Goal Percentage.....1.000 on four occasions
 Three-Point Field Goals3 vs. Georgetown (3-8-06) and DePaul (2-20-07)
 Three-Point Field Goals Attempted.....4 vs. Georgetown (3-8-06)
 Three-Point Field Goal Percentage.....1.000 on seven occasions
 Free Throws12 vs. Lehigh (11-27-06)
 Free Throws Attempted.....13 vs. Lehigh (11-27-06) and Rider (12-28-06)
 Free-Throw Percentage.....1.000 on 18 occasions
 Rebounds12 on three occasions
 Assists.....7 vs. Elon (12-16-06)
 Blocked Shots.....5 vs. Wofford (12-30-05)
 Steals3 on three occasions
 Minutes43 vs. Georgetown (1-24-06)

Season Stats

Opp.	Min.	Total			Rebounds			PF	A	TO	BLK	Stl.	Pts.			
		FG-FGA	Pct.	3FG-FGA	Pct.	FT-FTA	Pct.							Off.	Def.	Total
Long Island (S)	28	8-12	.667	1-3	.333	2-2	1.000	2	8	10	2	3	0	4	0	19

Career Statistics

YEAR	G-S	MIN/AVG	FG-FGA	PCT.	3-Point			Rebounds			AST.	STL	BLK	PF-D	PTS/AVG		
					FG-FGA	PCT.	FT-FTA	PCT.	O	D						TOT	AVG.
2004-05	14-0	66/4.7	5-14	.357	1-3	.333	8-14	.571	8	8	16	1.1	3	1	2	9-1	19/1.4
BIG EAST	4-0	4/1.0	0-0	.000	0-0	.000	0-0	.000	0	0	0	0.0	0	0	0	0-0	0/0.0
2005-06	30-12	638/21.3	61-131	.466	11-25	.440	58-75	.773	55	97	152	5.1	19	15	26	76-3	191/6.4
BIG EAST	16-5	339/21.2	32-71	.451	6-13	.462	33-44	.750	25	50	75	4.7	6	7	11	37-1	103/6.5
2006-07	31-30	868/28.0	113-226	.500	21-49	.429	145-179	.810	94	154	248	8.0	53	24	46	85-1	392/12.6
BIG EAST	15-14	434/28.9	45-107	.421	10-25	.400	56-77	.727	43	64	107	7.1	19	6	23	41-0	156/10.4
2007-08	1-1	28/28.0	8-12	.667	1-3	.333	2-2	1.000	2	8	10	10.0	3	0	4	2-0	19/19.0
BIG EAST	0-0	0/0	0-0	.000	0-0	.000	0-0	.000	0	0	0	0.0	0	0	0	0-0	0/0
TOTALS	76-43	1600/21.1	187-383	.488	34-80	.425	213-270	.789	159	267	426	5.6	78	40	78	172-5	621/8.2
BIG EAST	35-19	777/22.2	77-178	.432	16-38	.421	89-121	.735	68	115	182	5.2	25	13	34	78-1	259/7.4





Ryan Ayers #42
Guard/Forward • Junior • 6-7 • 210
Blue Bell, Pa. (Germantown Academy)

JUNIOR SEASON (2007-08):

Earned second career start in the season opener versus Long Island and finished with eight points and four rebounds.

Career Stats vs. The BIG EAST

Opponent	G-GS	Min.	3Pt.			Reb.	A	PF	BS	ST	Pts.
			FG-FGA	FG-FGA	FT-FTA						
Cincinnati	1-0	30/30.0	4-4	4-4	0-0	1/1.0	0	1	1	0	12/12.0
Connecticut	0-0	0/0.0	0-0	0-0	0-0	0/0.0	0	0	0	0	0/0.0
DePaul	3-0	28/9.3	2-4	2-4	0-0	3/3.0	1	0	0	0	3/1.0
Georgetown	2-0	14/7.0	0-1	0-1	0-0	0/0.0	0	0	0	1	0/0.0
Louisville	1-0	3/3.0	0-0	0-0	0-0	0/0.0	0	1	0	0	0/0.0
Marquette	3-0	18/6.0	1-3	0-2	2-2	2/0.7	0	1	0	2	4/1.3
Pittsburgh	1-0	6/6.0	0-0	0-0	0-0	0/0.0	0	1	0	0	0/0.0
Providence	2-1	21/10.5	2-4	1-1	0-0	2/1.0	1	2	0	1	5/2.5
Rutgers	2-0	13/6.5	2-3	2-3	0-0	1/0.5	0	1	0	0	6/3.0
St. John's	0-0	0/0.0	0-0	0-0	0-0	0/0.0	0	0	0	0	0/0.0
Seton Hall	2-0	17/8.5	2-2	2-2	0-0	1/0.5	1	0	0	0	6/3.0
South Florida	2-0	21/10.5	2-6	1-3	0-1	4/2.0	0	0	0	2	5/2.5
Syracuse	2-0	20/10.0	2-5	1-4	2-2	1/0.5	0	3	1	0	7/3.5
Villanova	2-0	18/9.0	2-5	2-5	2-3	1/1.0	0	1	1	0	8/4.0
West Virginia	2-0	5/2.5	1-1	1-1	0-0	0/0.0	0	0	0	0	3/1.5

Career Highs

Points.....12 vs. Cincinnati (2-18-07)
 Field Goals4 vs. Cincinnati (2-18-07)
 Field Goals Attempted.....8 vs. Long Island (11-12-07)
 Field-Goal Percentage.....1.000 on five occasions
 Three-Point Field Goals4 vs. Cincinnati (2-18-07)
 Three-Point Field Goals Attempted.....4 on three occasions
 Three-Point Field Goal Percentage.....1.000 on seven occasions
 Free Throws3 vs. Stony Brook (12-30-06)
 Free Throws Attempted.....4 vs. Stony Brook (12-30-06)
 Free-Throw Percentage.....1.000 on five occasions
 Rebounds7 vs. Winston-Salem St. (11-29-06)
 Assists.....2 on four occasions
 Blocked Shots.....1 on six occasions
 Steals5 vs. Winthrop (3-16-07)
 Minutes34 vs. Michigan (3-20-06)


Season Stats

Opp.	Min.	Total			3-Point			Rebounds			PF	A	TO	BLK	Stl.	Pts.
		FG-FGA	Pct.	3FG-FGA	Pct.	FT-FTA	Pct.	Off.	Def.	Total						
Long Island (S)	24	3-8	.375	2-4	.500	0-0	.000	0	4	4	3	1	0	1	1	8

Career Statistics

YEAR	G-S	MIN/AVG	FG-FGA	PCT.	3-Point		FT-FTA	PCT.	Rebounds			AST.	STL	BLK	PF-D	PTS/AVG	
					FG-FGA	PCT.			O	D	TOT						AVG.
2005-06	18-0	123/6.8	6-22	.273	3-12	.250	4-4	1.000	3	9	12	0.7	3	3	2	11-0	19/1.1
BIG EAST	8-0	27/3.4	2-5	.400	1-2	.500	0-0	.000	0	1	1	0.3	0	3	0	5-0	5/0.6
2006-07	30-1	358/11.9	28-67	.418	18-48	.375	14-18	.778	9	32	41	1.4	13	5	29-0	88/2.9	
BIG EAST	15-1	175/11.7	18-30	.600	15-25	.600	6-8	.750	2	11	13	0.9	3	3	12-0	57/3.8	
2007-08	1-1	24/24.0	3-8	.375	2-4	.500	0-0	.000	0	4	4	4.0	1	1	3-0	8/8.0	
BIG EAST	0-0	0/0	0-0	.000	0-0	.000	0-0	.000	0	0	0	0.0	0	0	0-0	0/0	
TOTAL	49-2	505/10.3	37-97	.381	23-64	.359	18-22	.818	12	45	57	1.2	17	19	8	43-0	115/2.3
BIG EAST	23-1	190/8.2	20-35	.575	15-25	.600	6-8	.750	2	11	13	0.4	3	6	3	17-0	59/2.7





Zach Hillesland #33
Forward • Junior • 6-9 • 233
Toledo, Ohio (St. John's Jesuit)

JUNIOR SEASON (2007-08):

Came off the bench to score eight points, grab seven rebounds and dish off three assists in 24 minutes versus Long Island.

Career Stats vs. The BIG EAST

Opponent	G-GS	Min.	3Pt.			Reb.	A	PF	BS	ST	Pts.
			FG-FGA	FG-FGA	FTA						
Cincinnati	1-0	19/19.0	3-5	0-0	1-2	3/3.0	3	5	0	1	7/7.0
Connecticut	0-0	0/0.0	0-0	0-0	0-0	0/0.0	0	0	0	0	0/0.0
DePaul	2-0	32/16.0	2-6	0-0	0-0	4/2.0	5	4	1	2	4/2.0
Georgetown	2-0	36/18.0	4-6	0-0	1-2	9/4.5	0	3	0	3	9/4.5
Louisville	1-0	9/9.0	2-2	0-0	2-3	2/2.0	1	0	0	1	6/6.0
Marquette	2-0	22/11.0	2-3	0-0	1-4	5/2.5	2	4	1	1	5/2.5
Pittsburgh	1-0	1/1.0	0-0	0-0	0-0	0/0.0	0	0	0	0	0/0.0
Providence	2-0	36/18.0	7-11	0-0	0-3	8/4.0	3	3	0	2	14/7.0
Rutgers	2-0	23/11.5	2-4	0-0	0-0	8/4.0	3	4	0	0	4/2.0
St. John's	1-0	32/32.0	3-8	0-0	0-3	6/6.0	1	2	0	1	6/6.0
Seton Hall	2-0	25/12.5	6-10	0-0	0-1	10/5.0	8	1	1	2	12/6.0
South Florida	2-1	40/20.0	5-8	0-0	3-4	6/3.0	6	5	3	1	13/6.5
Syracuse	2-1	47/23.5	6-10	0-0	6-6	14/7.0	7	6	2	2	18/9.0
Villanova	2-0	37/18.5	1-7	0-0	6-9	9/4.5	2	7	1	1	8/4.0
West Virginia	1-0	14/14.0	1-1	0-0	0-0	3/3.0	3	0	0	0	2/2.0

Career Highs

Points..... 14 vs. Syracuse (1-30-07) and Providence (2-15-07)
 Field Goals 7 vs. Providence (2-15-07)
 Field Goals Attempted.....11 vs. Providence (2-15-07)
 Field-Goal Percentage..... 1.000 on eight occasions
 Three-Point Field Goals —
 Three-Point Field Goals Attempted..... —
 Three-Point Field Goal Percentage..... —
 Free Throws 6 vs. Syracuse (1-30-07)
 Free Throws Attempted....6 vs. Stony Brook (12-30-06) and Syracuse (1-30-07)
 Free-Throw Percentage..... 1.000 on five occasions
 Rebounds12 vs. IPFW (11-10-06)
 Assists.....8 vs. Seton Hall (1-14-07)
 Blocked Shots.....2 vs. South Florida (1-21-07)
 Steals3 vs. Lafayette (11-14-06)
 Minutes 34 vs. Syracuse (1-30-07) and Providence (2-15-07)

Season Stats

Opp.	Min.	Total			Rebounds			PF	A	TO	BLK	Stl.	Pts.		
		FG-FGA	Pct.	3FG-FGA	Pct.	FT-FTA	Pct.							Off.	Def.
Long Island	24	4-9	.444	0-0	.000	0-1	.000	2	5	7	1	3	1	1	8

Career Statistics

YEAR	G-S	MIN/AVG	FG-FGA	PCT.	3-Point		FT-FTA	PCT.	Rebounds			AST.	STL	BLK	PF-D	PTS/AVG	
					FG-FGA	PCT.			O	D	TOT						AVG.
2005-06	13-0	29/2.2	3-6	.500	0-0	.000	2-2	1.000	0	3	3	0.2	3	0	0	5-0	8/0.6
BIG EAST	5-0	7/1.4	1-1	1.000	0-0	.000	0-0	.000	0	0	0	0.0	1	0	0	1-0	2/0.4
2006-07	32-4	628/19.6	70-121	.579	0-0	.000	44-76	.579	41	112	153	4.8	71	33	13	81-1	184/5.8
BIG EAST	16-2	339/21.2	40-76	.526	0-0	.000	20-36	.556	21	60	81	5.1	42	14	8	44-1	100/6.3
2007-08	1-0	24/24.0	4-9	.444	0-0	.000	0-1	.000	2	5	7	7.0	3	1	1	1-0	8/8.0
BIG EAST	0-0	0/0	0-0	.000	0-0	.000	0-0	.000	0	0	0	0.0	0	0	0	0-0	0/0
TOTALS	46-4	681/14.8	77-136	.566	0-0	.000	46-79	.582	43	120	163	3.5	77	34	14	87-1	200/4.3
BIG EAST	21-2	346/16.8	41-77	.532	0-0	.000	20-36	.555	21	60	81	3.8	45	14	8	41-1	102/4.8





Kyle McAlarney #23
 Guard • Junior • 6-0 • 196
 Staten Island, N.Y. (Moore Catholic)

JUNIOR SEASON (2007-08):

Started season opener versus Long Island and scored seven points and dished off seven assists in 32 minutes.

Career Stats vs. The BIG EAST

Opponent	G-GS	Min.	3Pt.			Reb.	A	PF	BS	ST	Pts.
			FG-FGA	FG-FGA	FT-FTA						
Cincinnati	0-0	0/0.0	0-0	0-0	0-0	0/0.0	0	0	0	0	0/0.0
Connecticut	1-1	10/10.0	1-2	0-1	0-0	1/1.0	2	1	0	0	2/2.0
DePaul	2-0	32/16.0	3-7	2-5	0-0	3/1.5	2	2	0	0	8/4.0
Georgetown	2-0	27/13.5	1-7	0-4	0-0	2/1.0	1	0	0	0	2/1.0
Louisville	1-1	33/33.0	2-7	2-6	2-2	3/3.0	4	3	0	0	8/8.0
Marquette	2-2	73/36.5	9-19	3-8	1-1	8/4.0	12	6	0	3	22/11.0
Pittsburgh	1-0	18/18.0	1-2	1-2	0-0	1/1.0	1	5	0	0	3/3.0
Providence	2-1	59/29.5	7-10	6-7	3-3	5/2.5	6	1	0	0	23/11.5
Rutgers	1-1	34/34.0	2-6	2-6	0-0	2/2.0	8	1	0	2	6/6.0
St. John's	0-0	0/0.0	0-0	0-0	0-0	0/0.0	0	0	0	0	0/0.0
Seton Hall	1-1	15/15.0	0-0	0-0	0-0	2/2.0	4	2	0	0	0/0.0
South Florida	1-1	26/26.0	1-4	1-3	3-4	1/0.0	2	0	0	1	6/6.0
Syracuse	1-0	20/20.0	1-3	1-2	0-0	3/3.0	3	0	0	0	3/3.0
Villanova	1-0	22/22.0	3-7	3-5	4-4	3/3.0	0	2	0	0	13/13.0
West Virginia	1-0	27/27.0	1-2	1-2	0-0	1/1.0	3	0	0	0	3/3.0

Career Highs

Points.....21 vs. Rider (12-28-06)
 Field Goals7 vs. Alabama (12-7-06) and Rider (12-28-06)
 Field Goals Attempted.....12 vs. Marquette (2-26-06)
 Field-Goal Percentage.....1.000 on three occasions
 Three-Point Field Goals7 vs. Rider (12-28-06)
 Three-Point Field Goals Attempted.....9 vs. Rider (12-28-06)
 Three-Point Field Goal Percentage.....1.000 on three occasions
 Free Throws6 vs. Elon (12-16-06)
 Free Throws Attempted.....6 vs. Elon (12-16-06)
 Free-Throw Percentage.....1.000 on 13 occasions
 Rebounds4 on four occasions
 Assists.....12 vs. Lafayette (11-14-06)
 Blocked Shots.....1 vs. IPFW (12-18-05)
 Steals3 vs. Vanderbilt (3-15-06) and Portland (12-19-06)
 Minutes37 on four occasions

Season Stats

Opp.	Min.	Total			Rebounds			PF	A	TO	BLK	Stl.	Pts.			
		FG-FGA	Pct.	3FG-FGA	Pct.	FT-FTA	Pct.							Off.	Def.	Total
Long Island (S)	32	2-5	.400	1-3	.333	2-2	1.000	0	1	1	2	7	2	0	0	7

Career Statistics

YEAR	G-S	MIN/AVG	FG-FGA	PCT.	3-Point		FT-FTA	PCT.	Rebounds				AST.	STL	BLK	PF-D	PTS/AVG
					FG-FGA	PCT.			O	D	TOT	AVG.					
2005-06	29-10	649/22.4	61-131	.466	40-93	.430	30-33	.909	11	37	48	1.7	72	16	1	37-1	192/6.6
BIG EAST	16-9	390/24.4	32-75	.427	22-55	.400	13-14	.929	8	27	35	2.2	48	6	0	23-1	99/6.2
2006-07	12-12	358/29.8	42-86	.488	26-56	.464	14-17	.824	7	20	27	2.3	65	13	0	6-0	124/10.3
BIG EAST	0-0	0/0.0	0-0	.000	0-0	.000	0-0	.000	0	0	0	0.0	0	0	0	0-0	0/0.0
2007-08	1-1	32/32.0	2-5	.400	1-3	.333	2-2	1.000	0	1	1	1.0	7	0	0	2-0	7/7.0
BIG EAST	0-0	0/0	0-0	.000	0-0	.000	0-0	.000	0	0	0	0.0	0	0	0	0-0	0/0
TOTALS	42-23	1039/24.7	105-222	.473	67-152	.441	46-52	.885	18	58	76	1.8	144	29	1	45-1	323/7.7
BIG EAST	16-9	390/24.4	32-75	.427	22-55	.400	13-14	.929	8	27	35	2.2	48	6	0	23-1	99/6.2





Luke Zeller #40
Forward/Center • Junior • 6-10 • 239
Washington, Ind. (Washington)

JUNIOR SEASON (2007-08):

Netted double figures for the fifth time in his career in season opener against Long Island as he finished with 12 points (5-6 from the field and 2-3 from three-point range) and three rebounds in 17 minutes.

Career Stats vs. The BIG EAST

Opponent	G-GS	Min.	FG- FGA	3Pt.		Reb.	A	PF	BS	ST	Pts.
				FGA	FTA						
Cincinnati	1-0	4/4.0	0-0	0-0	0-0	0/0.0	0	1	0	0	0/0.0
Connecticut	1-0	6/6.0	2-4	1-3	0-0	2/2.0	0	0	0	0	5/5.0
DePaul	3-1	39/9.8	0-5	0-4	1-2	10/5.0	2	5	0	3	1/0.3
Georgetown	4-1	47/11.8	3-11	1-7	1-2	4/1.0	1	8	0	2	8/2.0
Louisville	2-1	25/12.5	4-8	2-5	0-0	7/3.5	2	5	0	0	10/5.0
Marquette	3-0	12/4.0	1-3	1-2	0-0	3/1.0	0	2	0	0	0/0.0
Pittsburgh	1-1	38/38.0	4-12	3-10	0-0	5/5.0	3	3	1	0	11/11.0
Providence	2-0	16/8.0	0-2	0-1	0-0	1/0.5	3	2	0	0	0/0.0
Rutgers	2-0	8/4.0	1-1	0-0	0-0	2/1.0	0	2	0	0	2/1.0
St. John's	1-0	9/9.0	0-1	0-1	0-0	1/1.0	0	3	0	0	0/0.0
Seton Hall	2-0	6/3.0	1-2	0-1	0-0	0/0.0	1	1	0	0	2/0.5
South Florida	3-0	32/10.7	3-8	1-6	0-0	8/2.7	1	0	1	0	7/2.3
Syracuse	3-0	43/14.3	4-11	5-8	0-0	12/4.0	2	6	3	0	13/4.3
Villanova	3-0	29/9.7	5-12	3-9	1-2	3/1.0	0	5	0	0	14/4.7
West Virginia	2-2	18/9.0	1-2	0-1	0-0	2/1.0	2	1	1	0	2/1.0

Career Highs

Points..... 14 vs. Elon (12-16-06)
 Field Goals 5 on three occasions
 Field Goals Attempted..... 12 vs. Pittsburgh (1-4-06)
 Field-Goal Percentage..... 1.000 on seven occasions
 Three-Point Field Goals 3 on three occasions
 Three-Point Field Goals Attempted..... 10 vs. Pittsburgh (1-4-06)
 Three-Point Field Goal Percentage..... 1.000 on five occasions
 Free Throws 4 vs. Florida International (12-10-05)
 Free Throws Attempted..... 4 vs. Florida International (12-10-05) and Lehigh (11-27-06)
 Free-Throw Percentage..... 1.000 on four occasions
 Rebounds 9 on three occasions
 Assists..... 3 on four occasions
 Blocked Shots..... 2 on three occasions
 Steals 2 vs. IPFW (11-10-06) and DePaul (2-20-07)
 Minutes 38 vs. Pittsburgh (1-4-06)

Season Stats

Opp.	Min.	Total			Rebounds			PF	A	TO	BLK	Stl.	Pts.			
		FG-FGA	Pct.	3FG-FGA	Pct.	FT-FTA	Pct.							Off.	Def.	Total
Long Island	17	5-6	.833	2-3	.667	0-0	.000	0	3	3	0	1	0	0	1	12

Career Statistics

YEAR	G-S	MIN/AVG	FG-FGA	PCT.	3-Point		FT-FTA	PCT.	Rebounds				AST.	STL	BLK	PF-D	PTS/AVG
					FG-FGA	PCT.			O	D	TOT	AVG.					
2005-06	27-9	371/13.7	32-88	.364	20-59	.339	8-17	.471	22	63	85	3.1	28	3	7	40-1	92/3.4
BIG EAST	14-3	165/11.8	13-42	.310	8-30	.267	2-4	.500	11	21	32	2.3	13	1	3	20-0	36/2.6
2006-07	32-16	398/12.4	46-94	.489	17-43	.395	12-18	.667	24	45	69	2.2	16	8	12	67-1	121/3.8
BIG EAST	16-3	150/9.4	14-33	.424	6-22	.273	1-2	.500	6	20	26	1.6	4	3	3	22-0	35/2.2
2007-08	1-0	17/17.0	5-6	.833	2-3	.667	0-0	.000	0	3	3	3.0	1	1	0	0-0	12/12.0
BIG EAST	0-0	0/0	0-0	.000	0-0	.000	0-0	.000	0	0	0	0.0	0	0	0	0-0	0/0
TOTALS	60-25	786/13.1	83-188	.441	39-105	.371	20-35	.571	46	111	157	2.6	45	12	19	107-2	225/3.8
BIG EAST	30-6	315/10.5	27-75	.360	14-52	.269	3-6	.500	17	41	58	1.9	17	4	6	42-0	71/2.4





Luke Harangody #44
Forward • Sophomore • 6-8 • 251
Schererville, Ind. (Andrean)

SOPHOMORE SEASON (2007-08):

Suffered a torn ligament in right thumb on Oct. 15 and was in a cast for over three weeks ... Started the season opener against Long Island and finished with 15 points and six rebounds in 24 minutes.

Career Stats vs. The BIG EAST

Opponent	G-GS	Min.	3Pt.			Reb.	A	PF	BS	ST	Pts.
			FG-FGA	FGA	FTA						
Cincinnati	1-1	27/27.0	5-8	0-0	1-2	8/8.0	4	2	0	1	11/11.0
Connecticut	0-0	0/0.0	0-0	0-0	0-0	0/0.0	0	0	0	0	0/0.0
DePaul	2-2	43/21.5	7-22	0-0	4-6	16/8.0	3	2	0	3	18/9.0
Georgetown	2-1	36/18.0	4-12	0-0	8-10	5/2.5	3	9	0	2	16/8.0
Louisville	1-0	21/21.0	7-11	0-0	1-1	6/6.0	0	1	0	0	15/15.0
Marquette	1-1	29/29.0	6-12	1-1	8-11	7/7.0	7	2	0	2	21/21.0
Pittsburgh	0-0	0/0.0	0-0	0-0	0-0	0/0.0	0	0	0	0	0/0.0
Providence	1-1	12/12.0	3-5	0-0	0-0	2/2.0	1	4	0	0	6/6.0
Rutgers	1-1	28/28.0	4-13	0-0	2-3	7/7.0	1	4	1	2	10/10.0
St. John's	1-1	12/12.0	0-2	0-0	1-2	3/3.0	0	3	0	0	1/1.0
Seton Hall	1-1	22/22.0	5-11	0-0	2-4	5/5.0	1	3	1	0	12/12.0
South Florida	2-2	41/20.5	5-13	0-0	4-5	14/7.0	1	7	1	0	14/7.0
Syracuse	2-2	63/31.5	15-33	0-0	11-12	24/12.0	0	7	1	1	41/20.5
Villanova	2-2	56/28.0	6-14	0-0	5-6	11/5.5	1	6	2	2	17/8.5
West Virginia	1-0	19/19.0	4-7	0-0	3-4	5/5.0	1	0	0	0	11/11.0

Career Highs

Points..... 22 vs. Marquette (2-24-07)
 Field Goals 8 vs. Rider (12-28-06) and Syracuse (1-30-07)
 Field Goals Attempted..... 20 vs. Marquette (2-24-07)
 Field-Goal Percentage..... .778 vs. The Citadel (11-19-06)
 Three-Point Field Goals —
 Three-Point Field Goals Attempted..... —
 Three-Point Field Goal Percentage..... —
 Free Throws 8 vs. Portland (12-19-06) and Marquette (2-24-07)
 Free Throws Attempted..... 9 vs. Portland (12-19-06) and Marquette (2-24-07)
 Free-Throw Percentage..... 1.000 on 11 occasions
 Rebounds 13 vs. Syracuse (1-30-07) and Marquette (2-24-07)
 Assists..... 4 vs. Army (12-21-06)
 Blocked Shots..... 2 on three occasions
 Steals 3 on three occasions
 Minutes 30 vs. Syracuse (3-8-07)

Season Stats

Opp.	Min.	Total			Rebounds			PF	A	TO	BLK	Stl.	Pts.			
		FG-FGA	Pct.	3FG-FGA	Pct.	FT-FTA	Pct.							Off.	Def.	Total
Long Island (S)	24	7-12	.583	0-0	.000	1-4	.250	1	5	6	3	3	5	2	1	15

Career Statistics

YEAR	G-S	MIN/AVG	FG-FGA	PCT.	3-Point		FT-FTA	PCT.	Rebounds				AST.	STL	BLK	PF-D	PTS/AVG
					FG-FGA	PCT.			O	D	TOT	AVG.					
2006-07	32-16	658/20.6	133-290	.459	0-1	.000	93-114	.816	85	112	197	6.2	38	28	15	83-3	359/11.2
BIG EAST	16-13	354/22.1	62-149	.416	0-0	.000	39-52	.750	46	60	106	6.6	13	13	7	45-1	163/10.2
2007-08	1-1	24/24.0	7-12	.583	0-0	.000	1-4	.250	1	5	6	6.0	3	1	2	3-0	15/15.0
BIG EAST	0-0	0/0	0-0	.000	0-0	.000	0-0	.000	0	0	0	0.0	0	0	0	0-0	0/0
TOTALS	33-17	682/20.7	140-302	.464	0-1	.000	94-118	.797	86	117	203	6.2	41	29	17	86-3	374/11.3
BIG EAST	16-13	354/22.1	62-149	.416	0-0	.000	39-52	.750	46	60	106	6.6	13	13	7	45-1	163/10.2





Tory Jackson #2
Guard • Sophomore • 5-11 • 193
Saginaw, Mich. (Buena Vista)

SOPHOMORE SEASON (2007-08):

Made 21st consecutive start in the season opener against Long Island and finished with four points, six rebounds, eight assists and two steals

in 28 minutes.

Career Stats vs. The BIG EAST

Opponent	G-GS	Min.	FG-FGA	3Pt. FG-FGA	FT-FTA	Reb.	A	PF	BS	ST	Pts.
Cincinnati	1-1	34/34.0	3-9	2-4	2-2	2/2.0	6	3	0	0	10/10.0
Connecticut	0-0	0/0.0	0-0	0-0	0-0	0/0.0	0	0	0	0	0/0.0
DePaul	2-2	76/38.0	11-18	1-3	2-4	13/6.5	9	2	0	2	25/12.5
Georgetown	2-2	74/37.0	10-24	1-3	4-5	12/6.0	8	5	0	1	25/12.5
Louisville	1-1	35/35.0	5-8	0-2	4-7	5/5.0	4	2	0	3	14/14.0
Marquette	1-1	40/40.0	6-12	1-1	8-11	7/2.0	7	2	0	2	21/21.0
Pittsburgh	0-0	0/0.0	0-0	0-0	0-0	0/0.0	0	0	0	0	0/0.0
Providence	1-1	35/35.0	3-7	1-3	3-4	1/1.0	4	4	1	4	10/10.0
Rutgers	1-1	37/37.0	1-5	0-2	4-4	6/6.0	9	3	0	1	6/6.0
St. John's	1-1	38/38.0	3-9	0-1	0-2	2/2.0	8	2	0	4	6/6.0
Seton Hall	1-1	36/36.0	2-6	0-1	0-0	4/4.0	5	4	0	1	4/4.0
South Florida	2-2	68/34.0	7-17	0-2	3-7	9/4.4	16	8	0	2	17/8.5
Syracuse	2-2	75/37.5	6-13	1-4	14-18	8/4.0	16	6	0	7	27/13.5
Villanova	2-2	65/32.5	3-12	1-6	6-6	4/2.0	12	7	0	4	13/6.5
West Virginia	1-1	26/26.0	0-2	0-1	0-0	2/2.0	6	1	0	3	0/0.0

Career Highs

Points..... 21 vs. Marquette (2-24-07)
 Field Goals 8 vs. Georgetown (3-9-07)
 Field Goals Attempted..... 16 vs. Georgetown (3-9-07)
 Field-Goal Percentage..... 1.00 vs. Lehigh (11-27-06) and Rider (11-28-06)
 Three-Point Field Goals 2 vs. Cincinnati (2-18-07)
 Three-Point Field Goals Attempted..... 4 on three occasions
 Three-Point Field Goal Percentage..... 1.000 on three occasions
 Free Throws 11 vs. Syracuse (1-30-07)
 Free Throws Attempted..... 14 vs. Syracuse (1-30-07)
 Free-Throw Percentage..... 1.000 on five occasions
 Rebounds 9 vs. DePaul (2-20-07)
 Assists..... 11 vs. South Florida (2-3-07)
 Blocked Shots..... 1 vs. Providence (2-15-07) and vs. Long Island (11-12-07)
 Steals 5 vs. Winston-Salem St. (11-29-06) and Maryland (12-3-06)
 Minutes 40 on three occasions

Season Stats

Opp.	Min.	Total			Rebounds			PF	A	TO	BLK	Stl.	Pts.			
		FG-FGA	Pct.	3FG-FGA	Pct.	FT-FTA	Pct.							Off.	Def.	Total
Long Island (S)	28	2-4	.500	0-1	.000	0-0	.000	0	6	6	1	8	3	1	2	4

Career Statistics

YEAR	G-S	MIN/AVG	FG-FGA	PCT.	3-Point		FT-FTA	PCT.	Rebounds				AST.	STL	BLK	PF-D	PTS/AVG
					FG-FGA	PCT.			O	D	TOT	AVG.					
2006-07	32-20	891/27.8	84-202	.416	13-54	.241	68-108	.630	35	70	105	3.3	139	59	1	80-1	249/7.8
BIG EAST	16-16	560/35.0	50-121	.413	7-31	.226	43-61	.705	20	42	62	3.9	96	28	1	44-1	150/9.4
2007-08	1-1	28/28.0	2-4	.500	0-1	.000	0-0	.000	0	6	6	6.0	8	2	1	1-0	4/4.0
BIG EAST	0-0	0/0	0-0	.000	0-0	.000	0-0	.000	0	0	0	0.0	0	0	0	0-0	0/0
TOTALS	33-21	919/27.8	86-206	.417	13-55	.236	68-108	.630	35	76	111	3.4	147	61	2	81-1	253/7.7
BIG EAST	16-16	560/35.0	50-121	.413	7-31	.226	43-61	.705	20	42	62	3.9	96	28	1	44-1	150/9.4





Jonathan Peoples #20
Guard • Sophomore • 6-3 • 215
Bellwood, Ill. (St. Joseph)

SOPHOMORE SEASON (2007-08):

Came off the bench and scored five points and grabbed three rebounds in 15 minutes off the bench.

Career Stats vs. The BIG EAST

Opponent	G-GS	Min.	3Pt.			Reb.	A	PF	BS	ST	Pts.
			FG-FGA	FG-FGA	FTA						
Cincinnati	1-1	29/29.0	1-3	0-0	3-5	7/7.0	0	3	0	0	5/5.0
Connecticut	2-0	27/13.5	2-5	2-2	0-2	7/3.5	0	2	0	1	6/6.0
DePaul	4-2	112/28.0	15-24	7-8	5-8	25/6.3	7	7	4	3	42/10.5
Georgetown	5-4	127/25.4	12-29	4-9	15-15	30/6.0	4	10	4	4	40/8.0
Louisville	2-1	47/23.5	2-11	1-4	8-10	13/6.5	7	8	3	0	13/6.5
Marquette	3-2	80/26.7	7-19	0-4	2-3	10/3.3	1	5	3	1	16/5.3
Pittsburgh	1-0	15/15.0	2-2	0-0	2-2	2/2.0	0	3	0	0	6/6.0
Providence	4-2	77/19.3	10-23	0-3	5-12	19/4.8	1	7	5	1	28/7.0
Rutgers	2-1	40/20.0	5-9	1-1	4-5	8/4.0	3	5	1	0	15/7.5
St. John's	1-1	27/27.0	1-8	0-3	5-6	9/9.0	0	3	2	1	7/7.0
Seton Hall	2-1	46/23.0	5-7	1-2	15-19	10/5.0	2	6	3	0	26/13.0
South Florida	3-1	75/25.0	8-16	3-3	12-14	22/7.3	1	7	7	2	31/10.3
Syracuse	2-2	53/26.5	5-17	1-2	12-15	11/5.5	1	2	2	1	17/8.5
Villanova	3-3	67/22.3	7-19	0-3	7-10	21/7.0	0	9	2	3	21/7.0
West Virginia	3-1	42/14.0	2-5	0-0	4-7	12/4.0	1	3	1	0	8/2.7

Career Highs

Points.....9 vs. Seton Hall (1-14-07)
 Field Goals 2 on six occasions
 Field Goals Attempted..... 6 vs. Long Island (11-12-07)
 Field-Goal Percentage..... 1.000 on seven occasions
 Three-Point Field Goals2 vs. Seton Hall (1-14-07)
 Three-Point Field Goals Attempted..... 3 vs. Long Island (11-12-07)
 Three-Point Field Goal Percentage..... 1.000 on five occasions
 Free Throws 3 vs. Lafayette (11-14-06) and Seton Hall (1-14-07)
 Free Throws Attempted..... 13 vs. Lehigh (11-27-06) and Rider (12-28-06)
 Free-Throw Percentage1.000 vs. IPFW (11-10-06) and Winston-Salem St. (11-29-06)
 Rebounds5 vs. South Florida (1-21-07)
 Assists..... 3 vs. West Virginia (1-9-07) and Seton Hall (1-14-07)
 Blocked Shots..... 1 vs. South Florida (1-21-07)
 Steals3 vs. Villanova (1-17-07)
 Minutes 19 vs. Seton Hall (1-14-07)


Season Stats

Opp.	Min.	Total			3FG-FGA			FT-FTA			Rebounds			PF	A	TO	BLK	Stl.	Pts.
		FG-FGA	Pct.	Pct.	Pct.	Pct.	Off.	Def.	Total										
Long Island	15	2-6	.333	1-3	.333	0-0	.000	3	0	3	0	1	0	0	0	1	5		

Career Statistics

YEAR	G-S	MIN/AVG	FG-FGA	PCT.	3-Point		FT-FTA	PCT.	Rebounds				AST.	STL	BLK	PF-D	PTS/AVG
					FG-FGA	PCT.			O	D	TOT	AVG.					
2006-07	26-0	166/6.4	16-34	.471	8-17	.471	8-10	.800	2	18	20	0.8	19	8	1	10-0	48/1.8
BIG EAST	16-0	110/6.9	9-19	.474	5-10	.500	3-4	.750	2	11	13	0.9	15	6	1	8-0	26/1.6
2007-08	1-0	15/15.0	2-6	.333	1-3	.333	0-0	.000	3	0	3	3.0	1	1	0	0-0	5/5.0
BIG EAST	0-0	0/0	0-0	.000	0-0	.000	0-0	.000	0	0	0	0.0	0	0	0	0-0	0/0
TOTALS	27/0	181/6.7	18-40	.450	9-20	.450	8-10	.800	5	18	23	0.9	20	9	1	10-0	53/2.0
BIG EAST	16-0	110/6.9	9-19	.474	5-10	.500	3-4	.750	2	11	13	0.9	15	6	1	8-0	26/1.6





Tim Abromaitis #21
Forward • Freshman • 6-8 • 224
Unionville, Conn. (Farmington)

FRESHMAN SEASON (2007-08):

Connected on his only shot of the game and scored his first collegiate points in season opener against Long Island.

Career Stats vs. The BIG EAST

Opponent	G-GS	Min.	FG-FGA	3Pt.		FT-FTA	Reb.	A	PF	BS	ST	Pts.
				FGA	FTA							
Cincinnati	0-0	00/00	0-0	0-0	0-0	0-0	0	0	0	0	0	0/0
Connecticut	0-0	00/00	0-0	0-0	0-0	0-0	0	0	0	0	0	0/0
DePaul	0-0	00/00	0-0	0-0	0-0	0-0	0	0	0	0	0	0/0
Georgetown	0-0	00/00	0-0	0-0	0-0	0-0	0	0	0	0	0	0/0
Louisville	0-0	00/00	0-0	0-0	0-0	0-0	0	0	0	0	0	0/0
Marquette	0-0	00/00	0-0	0-0	0-0	0-0	0	0	0	0	0	0/0
Pittsburgh	0-0	00/00	0-0	0-0	0-0	0-0	0	0	0	0	0	0/0
Providence	0-0	00/00	0-0	0-0	0-0	0-0	0	0	0	0	0	0/0
Rutgers	0-0	00/00	0-0	0-0	0-0	0-0	0	0	0	0	0	0/0
St. John's	0-0	00/00	0-0	0-0	0-0	0-0	0	0	0	0	0	0/0
Seton Hall	0-0	00/00	0-0	0-0	0-0	0-0	0	0	0	0	0	0/0
South Florida	0-0	00/00	0-0	0-0	0-0	0-0	0	0	0	0	0	0/0
Syracuse	0-0	00/00	0-0	0-0	0-0	0-0	0	0	0	0	0	0/0
Villanova	0-0	00/00	0-0	0-0	0-0	0-0	0	0	0	0	0	0/0
West Virginia	0-0	00/00	0-0	0-0	0-0	0-0	0	0	0	0	0	0/0

Career Highs

Points..... 2 vs. Long Island (11-12-07)
 Field Goals 1 vs. Long Island (11-12-07)
 Field Goals Attempted..... 1 vs. Long Island (11-12-07)
 Field-Goal Percentage..... 1.000 vs Long Island (11-12-07)
 Three-Point Field Goals —
 Three-Point Field Goals Attempted..... —
 Three-Point Field Goal Percentage..... —
 Free Throws —
 Free Throws Attempted..... —
 Free-Throw Percentage..... —
 Rebounds —
 Assists..... —
 Blocked Shots..... —
 Steals —
 Minutes 4 vs. Long Island (11-12-07)


Season Stats

Opp.	Min.	Total		3FG-FGA	Pct.	FT-FTA	Pct.	Rebounds			PF	A	TO	BLK	Stl.	Pts.
		FG-FGA	Pct.					Off.	Def.	Total						
Long Island	4	1-1	1.000	0-0	.000	0-0	.000	0	0	0	0	0	0	0	0	2

Career Statistics

YEAR	G-S	MIN/AVG	FG-FGA	PCT.	3-Point		FT-FTA	PCT.	Rebounds			AST.	STL	BLK	PF-D	PTS/AVG
					FG-FGA	PCT.			O	D	TOT					
2007-08	1-0	4/4.0	1-1	1.000	0-0	.000	0-0	.000	0	0	0	0.0	0	0	0-0	2/2.0
BIG EAST	0-0	0/0	0-0	.000	0-0	.000	0-0	.000	0	0	0	0.0	0	0	0-0	0/0
TOTALS	1-0	4/4.0	1-1	1.000	0-0	.000	0-0	.000	0	0	0	0.0	0	0	0-0	2/2.0
BIG EAST	0-0	0/0	0-0	.000	0-0	.000	0-0	.000	0	0	0	0.0	0	0	0-0	0/0





Tyrone Nash #1
Guard • Freshman • 6-7 • 220
**Queens, N.Y. (Lawrence Woodmere Academy/
 Northfield Mount Hermon)**

FRESHMAN SEASON (2007-08):

Came off the bench and scored two points and grabbed six rebounds in four minutes off the bench in season opener vs. Long Island.

Opponent	G-GS	Min.	3Pt.			Reb.	A	PF	BS	ST	Pts.
			FG-FGA	FG-FGA	FT-FTA						
Cincinnati	0-0	00/00	0-0	0-0	0-0	0-0	0	0	0	0	0/0
Connecticut	0-0	00/00	0-0	0-0	0-0	0-0	0	0	0	0	0/0
DePaul	0-0	00/00	0-0	0-0	0-0	0-0	0	0	0	0	0/0
Georgetown	0-0	00/00	0-0	0-0	0-0	0-0	0	0	0	0	0/0
Louisville	0-0	00/00	0-0	0-0	0-0	0-0	0	0	0	0	0/0
Marquette	0-0	00/00	0-0	0-0	0-0	0-0	0	0	0	0	0/0
Pittsburgh	0-0	00/00	0-0	0-0	0-0	0-0	0	0	0	0	0/0
Providence	0-0	00/00	0-0	0-0	0-0	0-0	0	0	0	0	0/0
Rutgers	0-0	00/00	0-0	0-0	0-0	0-0	0	0	0	0	0/0
St. John's	0-0	00/00	0-0	0-0	0-0	0-0	0	0	0	0	0/0
Seton Hall	0-0	00/00	0-0	0-0	0-0	0-0	0	0	0	0	0/0
South Florida	0-0	00/00	0-0	0-0	0-0	0-0	0	0	0	0	0/0
Syracuse	0-0	00/00	0-0	0-0	0-0	0-0	0	0	0	0	0/0
Villanova	0-0	00/00	0-0	0-0	0-0	0-0	0	0	0	0	0/0
West Virginia	0-0	00/00	0-0	0-0	0-0	0-0	0	0	0	0	0/0

Points.....	2 vs. Long Island (11-12-07)
Field Goals	1 vs. Long Island (11-12-07)
Field Goals Attempted.....	5 vs. Long Island (11-12-07)
Field-Goal Percentage.....	.200 vs. Long Island (11-12-07)
Three-Point Field Goals	—
Three-Point Field Goals Attempted.....	—
Three-Point Field Goal Percentage.....	—
Free Throws	—
Free Throws Attempted.....	—
Free-Throw Percentage.....	—
Rebounds	6 vs. Long Island (11-12-07)
Assists.....	—
Blocked Shots.....	—
Steals	—
Minutes	4 vs. Long Island (11-12-07)


Season Stats

Opp.	Min.	Total			3FG-FGA			FT-FTA			Rebounds			PF	A	TO	BLK	Stl.	Pts.
		FG-FGA	Pct.	Pct.	Pct.	Pct.	Off.	Def.	Total										
Long Island	4	1-5	.200	0-0	.000	0-0	.000	4	2	6	0	1	0	0	0	0	0	2	

Career Statistics

YEAR	G-S	MIN/AVG	FG-FGA	PCT.	3-Point			FT-FTA	PCT.	Rebounds			AST.	STL	BLK	PF-D	PTS/AVG
					FG-FGA	PCT.	PCT.			O	D	TOT					
2007-08	1-0	4/4.0	1-5	.200	0-0	.000	0-0	.000	4	2	6	6.0	1	0	0	0-0	2/2.0
BIG EAST	0-0	0/0	0-0	.000	0-0	.000	0-0	.000	0	0	0	0.0	0	0	0	0-0	0/0
TOTALS	1-0	4/4.0	1-5	.200	0-0	.000	0-0	.000	4	2	6	6.0	1	0	0	0-0	2/2.0
BIG EAST	0-0	0/0	0-0	.000	0-0	.000	0-0	.000	0	0	0	0.0	0	0	0	0-0	0/0





Ty Proffitt #13
Guard • Freshman • 6-4 • 206
London, Ky. (South Laurel)

FRESHMAN SEASON (2007-08):

Did not play in the season opener against Long Island after suffering a groin injury in practice.

Career Stats vs. The BIG EAST

Opponent	G-GS	Min.	3Pt.			Reb.	A	PF	BS	ST	Pts.
			FG-FGA	FG-FGA	FT-FTA						
Cincinnati	0-0	00/00	0-0	0-0	0-0	0-0	0	0	0	0	0/0
Connecticut	0-0	00/00	0-0	0-0	0-0	0-0	0	0	0	0	0/0
DePaul	0-0	00/00	0-0	0-0	0-0	0-0	0	0	0	0	0/0
Georgetown	0-0	00/00	0-0	0-0	0-0	0-0	0	0	0	0	0/0
Louisville	0-0	00/00	0-0	0-0	0-0	0-0	0	0	0	0	0/0
Marquette	0-0	00/00	0-0	0-0	0-0	0-0	0	0	0	0	0/0
Pittsburgh	0-0	00/00	0-0	0-0	0-0	0-0	0	0	0	0	0/0
Providence	0-0	00/00	0-0	0-0	0-0	0-0	0	0	0	0	0/0
Rutgers	0-0	00/00	0-0	0-0	0-0	0-0	0	0	0	0	0/0
St. John's	0-0	00/00	0-0	0-0	0-0	0-0	0	0	0	0	0/0
Seton Hall	0-0	00/00	0-0	0-0	0-0	0-0	0	0	0	0	0/0
South Florida	0-0	00/00	0-0	0-0	0-0	0-0	0	0	0	0	0/0
Syracuse	0-0	00/00	0-0	0-0	0-0	0-0	0	0	0	0	0/0
Villanova	0-0	00/00	0-0	0-0	0-0	0-0	0	0	0	0	0/0
West Virginia	0-0	00/00	0-0	0-0	0-0	0-0	0	0	0	0	0/0

Career Highs

Points.....	—
Field Goals	—
Field Goals Attempted.....	—
Field-Goal Percentage.....	—
Three-Point Field Goals	—
Three-Point Field Goals Attempted.....	—
Three-Point Field Goal Percentage.....	—
Free Throws	—
Free Throws Attempted.....	—
Free-Throw Percentage.....	—
Rebounds	—
Assists.....	—
Blocked Shots.....	—
Steals	—
Minutes	—


Season Stats

Opp.	Min.	Total				Rebounds				PF	A	TO	BLK	Stl.	Pts.	
		FG-FGA	Pct.	3FG-FGA	Pct.	FT-FTA	Pct.	Off.	Def.							Total
Long Island	DNP															

Career Statistics

YEAR	G-S	MIN/AVG	FG-FGA	PCT.	3-Point			Rebounds				AST.	STL	BLK	PF-D	PTS/AVG	
					FG-FGA	PCT.	FT-FTA	PCT.	O	D	TOT						AVG.
2007-08	1-0	4/4.0	1-1	1.000	0-0	.000	0-0	.000	0	0	0	0.0	0	0	0	0-0	2/2.0
BIG EAST	0-0	0/0	0-0	.000	0-0	.000	0-0	.000	0	0	0	0.0	0	0	0	0-0	0/0
TOTALS	1-0	4/4.0	1-1	1.000	0-0	.000	0-0	.000	0	0	0	0.0	0	0	0	0-0	2/2.0
BIG EAST	0-0	0/0	0-0	.000	0-0	.000	0-0	.000	0	0	0	0.0	0	0	0	0-0	0/0





Carleton Scott #34
Forward • Freshman • 6-7 • 194
San Antonio, Texas (James Madison)

FRESHMAN SEASON (2007-08):

Did not play in the season opener against Long Island.

Career Stats vs. The BIG EAST											
Opponent	G-GS	Min.	FG-FGA	3Pt.		Reb.	A	PF	BS	ST	Pts.
				FGA	FTA						
Cincinnati	0-0	00/00	0-0	0-0	0-0	0-0	0	0	0	0	0/0
Connecticut	0-0	00/00	0-0	0-0	0-0	0-0	0	0	0	0	0/0
DePaul	0-0	00/00	0-0	0-0	0-0	0-0	0	0	0	0	0/0
Georgetown	0-0	00/00	0-0	0-0	0-0	0-0	0	0	0	0	0/0
Louisville	0-0	00/00	0-0	0-0	0-0	0-0	0	0	0	0	0/0
Marquette	0-0	00/00	0-0	0-0	0-0	0-0	0	0	0	0	0/0
Pittsburgh	0-0	00/00	0-0	0-0	0-0	0-0	0	0	0	0	0/0
Providence	0-0	00/00	0-0	0-0	0-0	0-0	0	0	0	0	0/0
Rutgers	0-0	00/00	0-0	0-0	0-0	0-0	0	0	0	0	0/0
St. John's	0-0	00/00	0-0	0-0	0-0	0-0	0	0	0	0	0/0
Seton Hall	0-0	00/00	0-0	0-0	0-0	0-0	0	0	0	0	0/0
South Florida	0-0	00/00	0-0	0-0	0-0	0-0	0	0	0	0	0/0
Syracuse	0-0	00/00	0-0	0-0	0-0	0-0	0	0	0	0	0/0
Villanova	0-0	00/00	0-0	0-0	0-0	0-0	0	0	0	0	0/0
West Virginia	0-0	00/00	0-0	0-0	0-0	0-0	0	0	0	0	0/0

Career Highs	
Points.....	—
Field Goals	—
Field Goals Attempted.....	—
Field-Goal Percentage.....	—
Three-Point Field Goals	—
Three-Point Field Goals Attempted.....	—
Three-Point Field Goal Percentage.....	—
Free Throws	—
Free Throws Attempted.....	—
Free-Throw Percentage.....	—
Rebounds	—
Assists.....	—
Blocked Shots.....	—
Steals	—
Minutes	—

Opp.	Min.	Season Stats					Rebounds										Pts.		
		Total FG-FGA	Pct.	3FG-FGA	Pct.	FT-FTA	Pct.	Off.	Def.	Total	PF	A	TO	BLK	Stl.				
Long Island	DNP																		



Tim Andree #41
Forward • Sophomore • 6-7 • 210
Colts Neck, N.J. (Christian Brothers Academy)

SOPHOMORE SEASON (2007-08):

Did not see action in the season opener against Long Island ... second-year walk-on.

Career Highs

Points..... 2 vs. Army (2-21-06)
 Field Goals 1 vs. Army (2-21-06)
 Field Goals Attempted..... 2 vs. Army (2-21-06)
 Field-Goal Percentage..... .500 vs. Army (2-21-06)
 Three-Point Field Goals —
 Three-Point Field Goals Attempted..... —
 Three-Point Field Goal Percentage..... —
 Free Throws —
 Free Throws Attempted..... —
 Free-Throw Percentage..... —
 Rebounds 1 vs. Elon (12-16-06)
 Assists..... —
 Blocked Shots..... —
 Steals —
 Minutes 4 vs. Army (2-21-06)

Career Statistics

YEAR	G-S	MIN/AVG	FG-FGA	PCT.	3-Point FG-FGA	PCT.	FT-FTA	PCT.	Rebounds		AVG.	AST.	STL	BLK	PF-D	PTS/AVG	
									O	D							
2006-07	5-0	9/1.8	1-2	.500	0-0	.000	0-2	.000	1	0	1	0.2	0	0	0	1-0	2/0.4
BIG EAST	0-0	0/0.0	0-0	.000	0-0	.000	0-0	.000	0	0	0	0.0	0	0	0	0-0	0/0.0
TOTALS	5-0	9/1.8	1-2	.500	0-0	.000	0-2	.000	1	0	1	0.2	0	0	0	1-0	2/0.4
BIG EAST	0-0	0/0.0	0-0	.000	0-0	.000	0-0	.000	0	0	0	0.0	0	0	0	0-0	0/0.0



Tom Kopko #5
Guard • Freshman • 6-7 • 210
Chicago, Ill. (St. Laurence)

FRESHMAN SEASON (2007-08):

Did not see action in the season opener against Long Island ... joins Irish as a first-year walk-on.

Career Highs

Points..... —
 Field Goals —
 Field Goals Attempted..... —
 Field-Goal Percentage..... —
 Three-Point Field Goals —
 Three-Point Field Goals Attempted..... —
 Three-Point Field Goal Percentage..... —
 Free Throws —
 Free Throws Attempted..... —
 Free-Throw Percentage..... —
 Rebounds —
 Assists..... —
 Blocked Shots..... —
 Steals —
 Minutes —

2007-08 Box Scores

Notre Dame 82, Long Island 50
November 12, 2007
Joyce Center — Notre Dame, Ind.

Game 1

Long Island	3-pt			REB	PF	TP	A	TO	BK	ST	MIN
	FG-A	FG-A	FT-A								
Eugene Kotorobai	2-6	1-5	1-2	0-4-4	3	6	3	1	1	0	26
Ron Manigault	0-4	0-0	0-0	2-2-4	2	0	1	1	0	0	12
Aurimas Adomaitis	0-3	0-0	0-0	2-0-2	2	0	0	0	0	0	10
Jaytornah Wisseh	2-9	0-4	2-2	1-6-7	1	6	2	3	0	1	28
David Hicks	1-10	0-6	0-0	0-1-1	1	2	0	2	0	1	27
Kyle Johnson	3-8	3-4	3-3	0-4-4	2	12	3	1	1	1	31
Alan Mozee	1-1	1-1	0-0	0-0-0	1	3	1	1	0	0	10
Tyrone Mattison	1-5	1-4	0-0	0-2-2	0	3	2	0	0	0	17
Ike Udano	1-3	0-0	0-0	1-0-1	0	2	0	0	2	0	15
Kellen Allen	7-16	0-0	2-2	4-2-6	0	16	1	2	0	0	24
Team				3-3-6							
TOTALS	18-65	6-24	8-9	13-24-37	12	50	13	12	4	3	200

FG%: 1st Half 9-34, .265; 2nd Half 9-31, .290; Game .277; 3-PT%: 1st Half 3-16, .188; 2nd Half 3-8, .375; Game .250; FT%: 1st Half 2-2, 1.000; 2nd Half 6-7, .857; Game .889; Deadball: 0.

Notre Dame	3-pt			REB	PF	TP	A	TO	BK	ST	MIN
	FG-A	FG-A	FT-A								
Rob Kurz	8-12	1-3	2-2	2-8-10	2	19	3	0	4	0	28
Luke Harangody	7-12	0-0	1-4	1-5-6	3	15	3	5	2	1	24
Tory Jackson	2-4	0-1	0-0	0-6-6	1	4	8	3	1	2	28
Kyle McAlamey	2-5	1-3	2-2	0-1-1	2	7	7	2	0	0	32
Ryan Ayers	3-8	2-4	0-0	0-4-4	3	8	1	0	1	1	24
Tyrone Nash	1-5	0-0	0-0	4-2-6	0	2	1	0	0	0	4
Jonathan Peoples	2-6	1-3	0-0	3-0-3	0	5	1	0	0	1	15
Tim Abromaitis	1-1	0-0	0-0	0-0-0	0	2	0	0	0	0	4
Zach Hillesland	4-9	0-0	0-1	2-5-7	1	8	3	1	1	1	24
Luke Zeller	5-6	2-3	0-0	0-3-3	0	12	1	0	0	1	17
Team				1-1-2							
TOTALS	35-68	7-17	5-9	13-35-48	12	82	28	11	9	7	200

FG%: 1st Half 17-33, .515; 2nd Half 18-35, .514; Game .515; 3-PT%: 1st Half 3-8, .375; 2nd Half 4-9, .444; Game .412; FT%: 1st Half 2-5, .400; 2nd Half 3-4, .750; Game .556; Deadball: 0.

SCORE BY PERIODS

	1	2	F
Long Island	23	27	50
Notre Dame	39	43	82

OFFICIALS: Mike Roberts, Glenn Mayborg, Doug Simmons
TECHNICALS: None
ATTENDANCE: 8,873

Notes: Notre Dame extended its home win dating back to the 2005-06 campaign to 21 games ... Rob Kurz recorded his 12th career double-double with his 19 points and 10 rebounds ... Ryan Ayers made his second career start ... Luke Zeller scored in double figures for the fourth time in his career ... Note Dame improved to 8-0 under head coach Mike Brey and to 85-18 (.852) all-time ... Luke Harangody netted double figures for the 21st time in his career.