



NOTRE DAME

Women's Basketball 2009-10

2001 NCAA Champions • 1997 NCAA Final Four
7 NCAA Sweet 16 Berths • 16 NCAA Tourney Appearances

2009-10 ND Women's Basketball: Game 3

#5/6 Notre Dame *Fighting Irish* (2-0 / 0-0 BIG EAST) vs. Iona Gaels (2-1 / 0-0 MAAC)

◆ **DATE:** November 22, 2009
 ◆ **TIME:** 2:00 p.m. ET
 ◆ **AT:** Notre Dame, Ind.
 Purcell Pavilion (9,149)
 ◆ **SERIES:** ND leads 2-0
 ◆ **1ST MTG:** ND 69-65 (12/19/80)
 ◆ **LAST MTG:** ND 74-55 (11/29/05)

◆ **WEBCAST:** UND.com (live)
 ◆ **RADIO:** Pulse FM (96.9/92.1)
 Bob Nagle, p-b-p
 ◆ **LIVE STATS:** UND.com
 ◆ **TWITTER:** @ndwbbisd
 ◆ **TICKETS:** (574) 631-7356



2009-10 Schedule

2-0 / 0-0 BIG EAST

N3	(4) Indianapolis (exhibition)	W, 97-53
N15	(4/7) Arkansas-Pine Bluff	W, 102-57
N19	(5/6) @ Michigan State (21/21) ^{BTN}	W, 68-67
N22	Iona	2:00 ET
N26	vs. San Diego State ¹	3:15 ET
N27	vs. South Carolina ¹	1:00 ET
N28	vs. Oklahoma ¹	3:15 ET
D2	Eastern Michigan	7:00 ET
D8	IPFW	7:00 ET
D12	Valparaiso	2:00 ET
D20	Charlotte	1:00 ET
D29	@ Central Florida ^{CBS C}	1:00 ET
D31	Vanderbilt ^{CBS C}	2:00 ET
J4	@ Purdue ^{ESPN2}	7:00 ET
J9	• Villanova ^{BETV}	2:00 ET
J12	• South Florida	7:00 ET
J16	• @ Connecticut ^{ESPN}	9:00 ET
J19	• @ Louisville ^{CBS C}	7:00 ET
J24	• West Virginia ^{ESPN2}	1:00 ET
J27	• Providence	7:00 ET
J30	• @ Syracuse	1:00 ET
F1	• @ Rutgers ^{ESPN2}	7:30 ET
F6	• Pittsburgh	2:00 ET
F9	• @ Cincinnati	7:00 ET
F14	• DePaul ^{ESPN2}	3:00 ET
F16	• @ St. John's	7:00 ET
F20	• @ Georgetown	3:00 ET
F23	• Marquette	7:00 ET
F27	• @ Seton Hall	2:00 ET
M1	• Connecticut ^{ESPN2}	7:00 ET
M5	BIG EAST 1st Round ²	TBA
M6	BIG EAST 2nd Round ^{2-BETV}	TBA
M7	BIG EAST Quarterfinal ^{2-ESPN2}	TBA
M8	BIG EAST Semifinal ^{2-ESPN2}	TBA
M9	BIG EAST Final ^{2-ESPN}	7:00 ET
M21	NCAA 1st Round ^{3-ESPN/ESPN2}	TBA
M23	NCAA 2nd Round ^{3-ESPN/ESPN2}	TBA
M27	NCAA Regional Semifinal ^{3-ESPN}	TBA
M28	NCAA Regional Semifinal ^{3-ESPN}	TBA
M29	NCAA Regional Final ^{3-ESPN}	TBA
M30	NCAA Regional Final ^{3-ESPN}	TBA
A4	NCAA National Semifinals ^{4-ESPN}	TBA
A6	NCAA Championship Game ^{4-ESPN}	TBA

Storylines

- ◆ Notre Dame continues to play well in November, owning a 57-11 (.838) record in the month (and an active 10-game winning streak) since joining the BIG EAST in '95-96.
- ◆ Irish head coach **Muffet McGraw** is two victories shy of becoming the fourth coach (in any sport) in school history to register 500 wins while coaching at Notre Dame.

Following a gritty one-point road win at 21st-ranked Michigan State earlier this week, No. 5/6 Notre Dame returns to the friendly confines of Purcell Pavilion on Sunday for a 2 p.m. (ET) matinee against Iona. The game, which is approaching sellout status, will be webcast live on UND.com.

The Irish passed their first road test of the season on Thursday with a 68-67 victory at MSU, as senior guard/tri-captain **Ashley Barlow** hit the tiebreaking free throw with 10 seconds left and the Notre Dame defense held fast on the final Spartan possession for the win.

Barlow finished with a team-high 18 points and seven rebounds, while fellow senior guard and tri-captain **Lindsay Schrader** chipped in with a record-setting 12th career double-double (12 points, 14 rebounds).

Rankings

- ◆ Notre Dame is fifth in the Associated Press poll and sixth in the ESPN/USA Today poll.
- ◆ Iona is not ranked.

Web Sites

- ◆ Notre Dame: www.UND.com
- ◆ Iona: www.ICGaels.com
- ◆ BIG EAST: www.bigeast.org
- ◆ MAAC: www.maacsports.com

Setting The Standard

Under the guidance of 23rd-year head coach **Muffet McGraw**, Notre Dame has evolved into one of the country's leading women's basketball powers. The Irish have appeared in 16 NCAA Tournaments (including a current streak of 14 in a row) and advanced to the NCAA Sweet 16 seven times in the past 12 years. Notre Dame also has reached the NCAA Women's Final Four twice, winning college basketball's ultimate prize with the 2001 national championship.

In its history, Notre Dame has developed nine All-Americans, 10 WNBA players (including seven draft picks in the past nine years) and four USA Basketball veterans (eight medals won). Now in their 33rd season in 2008-09, the Irish own an all-time record of **662-296 (.691)**.

Notre Dame Head Coach Muffet McGraw

Saint Joseph's '77

- ◆ 23rd season at Notre Dame
 - 498-197 (.717) at Notre Dame.
 - 586-238 (.711) in 28th season overall.
- ◆ 2001 consensus National Coach of the Year
- ◆ Four-time Naismith Coach of the Year finalist
- ◆ Four-time conference Coach of the Year
- ◆ 2009 WBCA Carol Eckman Award recipient

Notre Dame's Probable Starting Lineup (C = captain)

No	Name	Pos	Ht	Yr	PPG	RPG	Other	Notes
32	Becca Bruszewski	F	6-1	Jr.	12.0	7.5	1.5 apg	• 2nd career dbl-dbl (19p/10r) vs. UAPB
20	Ashley Barlow (C)	G	5-9	Sr.	16.5	6.0	2.0 apg	• 5-of-8 3FG this year (3-5, 18p @ MSU)
21	Natalie Novosel	G	5-11	So.	8.0	2.5	4.5 apg	• Career-high 6 assists against UAPB
23	Melissa Lechlitter (C)	G	5-7	Sr.	3.5	3.5	4.0 apg	• 19th career 5-asst game vs. UAPB
24	Lindsay Schrader (C)	G	6-0	Sr.	11.5	8.0	1.5 apg	• 12th career dbl-dbl (12p/14r) @ MSU

Off the Bench For the Irish

1	Erica Solomon	F	6-2	So.	2.0	2.0	1.0 bpg	• Made season debut at Michigan State
4	Skylar Diggins	G	5-9	Fr.	11.5	4.5	3.5 apg	• Collected 4 steals vs. UAPB
10	Kellie Watson	F	6-2	So.	0.0	1.0	1.0 apg	• Made 28 3FG as freshman in 2008-09
12	Fraderica Miller	G	5-10	So.	5.5	3.5	1.0 apg	• Career-high 11p/7r vs. UAPB
14	Devereaux Peters	F	6-2	Jr.	—	—	—	• Rehabbing from torn ACL last season
15	Kaila Turner	G	5-8	Fr.	2.0	1.0	2.0 apg	• Knocked down late jumper vs. UAPB
22	Brittany Mallory	G	5-10	Jr.	7.5	4.0	3.5 spg	• Leads team in stls, 2nd in 3FG% (.429)
44	Alena Christiansen	G	5-7	Sr.	—	—	—	• Walk-on played in 6 career gms to date
52	Erica Williamson	C	6-4	Sr.	7.0	3.0	1.0 bpg	• 10 pts in 8 min. vs. Ark.-Pine Bluff

Pronunciations: Bruszewski (broo-SHEFF-skee); Fraderica (fruh-DARE-uh-kuh); Kaila (KAY-luh); Lechlitter (LECK-light-ner); Novosel (KNOW-vuh-sell)

(x) = numbers before opponent name indicate ND rank in AP/ESPN-USA Today polls; numbers after are opponent rank.

• = BIG EAST Conference game
 1 = Paradise Jam (St. Thomas, U.S. Virgin Islands)
 2 = BIG EAST Championship (Hartford, Conn.)
 3 = NCAA Championship (1st/2nd rounds at Purcell Pavilion; Regionals at Dayton, Ohio; Kansas City, Mo.; Memphis, Tenn.; Sacramento, Calif.)
 4 = NCAA Women's Final Four (San Antonio, Texas)

CBS C = Games to be televised live on CBS College Sports
 BETV = Game to be televised live on BIG EAST TV package
 BTN = Game televised live on Big Ten Network

NOTE: All regular-season home games not scheduled for commercial TV (except Nov. 15 vs. Arkansas-Pine Bluff) will be webcast live on UND.com.

All games will be broadcast live on South Bend's Pulse FM (96.9/92.1) and worldwide on the Internet at UND.com.

All times Eastern and subject to change





A Quick Look At The Fighting Irish

The faces may be the same, but the focus, drive and determination have never been greater for the Notre Dame women's basketball program as the Irish head into the 2009-10 season. With all 12 players returning from a year ago, along with an incoming freshman class ranked as high as ninth in the land, expectations are high as Notre Dame looks to not only reach a new level of success, but also wash away the bitter taste left by a first-round loss in last year's NCAA tournament.

Setting the tone for the Irish will be a trio of senior captains, including returning all-BIG EAST Conference guards **Lindsay Schrader** and **Ashley Barlow**, both of whom also were tabbed for this year's preseason all-conference team. Schrader was a first-team all-BIG EAST pick last season after piling up career bests of 12.6 points and 7.4 rebounds per game. In addition, she registered seven double-doubles, setting a new single-season school record for guards, and now has 11 career double-doubles, one off the mark for guards set by current Irish assistant coach **Niele Ivey** from 1996-2001.

Meanwhile, Barlow led the team in scoring last season at 12.7 points per game, and also logged 70 steals (2.4 spg.), making her only the fourth player in school history to record 60+ steals in three consecutive seasons. The Indianapolis native also made an early statement about her intentions this season, notching a team-high 13.0 ppg. with a .727 three-point percentage (8-11) and .577 field goal percent-

age during Notre Dame's three-game, 11-day European tour in May 2009.

Completing this leadership triumvirate is point guard **Melissa Lechlitner**. As a first-year starter in 2008-09, Lechlitner averaged personal bests of 10.6 points and 3.4 assists per game, driving the Irish offense with a steady hand.

Another first-year starter who made huge strides last season was junior forward **Becca Bruszewski**. The Valparaiso product doubled her averages in scoring (10.7 ppg.) and rebounding (5.0 rpg.), while honing a reliable three-point shot to the tune of a team-high .375 percentage from beyond the arc.

Not to be overlooked are a pair of returning BIG EAST All-Freshman Team picks in rapidly-maturing sophomore guard **Natalie Novosel** (6.9 ppg., 45 steals in 2008-09) and sophomore forward **Erica Solomon** (6.0 ppg., 4.5 rpg., 1.2 bpg.), as well as their classmates in forward **Kellie Watson** (3.8 ppg., 28 3FGM) and **Fraderica Miller** (0.7 ppg., 0.7 spg.).

In addition, Notre Dame could get a significant boost this year from incoming freshman guard **Skylar Diggins**, a three-time high school All-American from South Bend's Washington High School, who averaged 25.8 points, 5.7 rebounds and 5.6 assists per game during her prep career. The other Irish rookie guard, **Kaila Turner** of Joliet, Ill., has incredible upside as well, having twice earned all-state honors at Marian Catholic High School.

Potent Notables About The Fighting Irish

- Notre Dame is among the nation's winningest programs during the past 14 seasons (1996-97 to present), ranking seventh with 316 victories.
- Notre Dame has ranked among the top 20 in the nation in attendance each of the past nine seasons. Last year, the program finished ninth in the country for the second year in a row with an average of 7,168 fans for its 13 home games (the second-highest single-season attendance average in school history). The Irish also have drawn 5,000-or-more fans to 125 of their last 127 home games, including six Purcell Pavilion sellouts (most recently on Dec. 7, 2008 vs. Purdue).
- The Irish have become a regular fixture in the WNBA Draft in recent years, as seven Notre Dame players have been selected in the past nine seasons. **Charel Allen** was the most recent Irish player to be chosen, going to the Sacramento Monarchs in the third round (43rd overall pick) of the 2008 WNBA Draft. **Ruth Riley** (San Antonio) was active in the league during the '09 season, helping the Silver Stars return to the playoffs for the third consecutive season. Three of Notre Dame's eight WNBA alums have won a total of four league championships — Riley won a pair of crowns with the Detroit Shock (2003 Finals MVP, 2006), **Coquese Washington**

Winningest Teams (1996-97 to present)	
438	Connecticut
412	Tennessee
374	Duke
340	Louisiana Tech
331	Old Dominion
331	Purdue
◆316	NOTRE DAME
NOTE: through games of Nov. 20.	

LAST IRISH GAME

#5/6 Notre Dame 68, #21 Michigan State 67
November 19, 2009
Breslin Center (East Lansing, Mich.)

Notre Dame (68)

Player	min	fg-a	3fg-a	ft-a	reb	ast	pf	tp
Bruszewski	21	2-10	0-3	1-2	5	1	1	5
Barlow	34	4-10	3-5	7-10	7	2	0	18
Novosel	12	2-4	0-1	2-2	1	3	4	6
Lechlitner	34	2-9	1-3	2-2	3	2	2	7
Schrader	34	6-14	0-0	0-1	14	1	3	12
Solomon	10	1-3	0-0	0-0	2	0	2	2
Diggins	25	1-6	0-0	7-8	1	2	2	9
Miller	1	0-0	0-0	0-0	0	0	2	0
Mallory	17	2-6	1-3	0-0	2	1	1	5
Williamson	12	2-3	0-0	0-0	1	0	3	4
Team					8			
Totals	200	22-65	5-16	19-25	44	12	20	68

Michigan State (67)

Player	min	fg-a	3fg-a	ft-a	reb	ast	pf	tp
Jefferson	20	2-6	0-0	0-1	2	0	1	4
Johnson	34	5-7	1-2	3-4	12	3	5	14
DeHaan	25	7-16	0-1	6-9	8	1	1	20
Washington	18	2-2	0-0	0-0	1	1	0	4
Thomas, B.	30	0-7	0-1	2-2	1	1	2	2
Thomas, J.	11	4-7	0-0	0-0	3	0	4	8
Piechowski	4	0-0	0-0	0-0	1	1	0	0
Poole	21	3-5	0-2	2-4	1	0	2	8
Wilson	7	2-2	0-0	0-0	0	1	1	4
Keane	19	0-4	0-1	1-2	5	4	5	1
Aitch	11	1-8	0-0	0-0	6	1	1	2
Team					5			
Totals	200	26-64	1-7	14-22	45	13	22	67

Notre Dame 41 27 — 68
Michigan State 33 34 — 67

FG Pct: Notre Dame 33.8, Michigan State 40.6. **3-PT FG Pct:** Notre Dame 31.3, Michigan State 14.3. **FT Pct:** Notre Dame 76.0, Michigan State 63.6. **Turnovers:** Notre Dame 17, Michigan State 21. **Blocked Shots:** Notre Dame 6 (Williamson 2), Michigan State 9 (DeHaan 4). **Steals:** Notre Dame 9 (Barlow, Novosel, Lechlitner 2), Michigan State 6 (Keane 3). **Technical Foul:** Notre Dame team (too many players). **Attendance:** 5,274.

Covering the Irish

Notre Dame Sports Information

C112 Joyce Center, Second Floor
Notre Dame, IN 46556
phone (574) 631-7516 // fax (574) 631-7941
Chris Masters, Asst. Sports Information Director (WBB)
masters.5@nd.edu // cell (574) 532-4166

Media Services

The official Notre Dame athletics web site contains schedules, rosters, updated statistics and some historical information from previous seasons. High-resolution color headshots and action photos of Notre Dame players, coaches and staff are available upon request.

Official Notre Dame athletics web site:

- <http://www.UND.com>

In-Season Interview Policy

All requests for Notre Dame player, coach or staff interviews must be made through **Chris Masters** and 24 hours' notice is appreciated. Please be aware that student-athletes' academic obligations always take precedence before any interview requests.

Media members also may speak to Irish team personnel before or after practice sessions. While most practices are open to the media, some may be closed at the coaching staff's discretion — contact **Chris Masters** for the latest practice schedule and availability.

On game days, no interviews will be granted with any Notre Dame player or coach prior to competition.

Credentials / Parking

Season credentials will be issued to all media covering the Irish on a regular basis. Please note — any Notre Dame men's basketball season credential also offers access to all Irish women's basketball games.

For single-game credentials, contact **Chris Masters** no later than 24 hours before tipoff. Credential requests may be submitted via phone, fax or e-mail. Passes will be left at the media will call entrance (Gate 1) of Purcell Pavilion.

Parking is free for all Irish women's basketball games in the large lot south of Purcell Pavilion. Due to construction in the vicinity of the arena, there are no designated parking lots or specific parking passes for media members.

Credentials remain the property of the University of Notre Dame and may be revoked at any time.

Game Notes

Notre Dame's game notes package is completed and made available on-line through the official Irish athletics web site during the season, usually at least one day prior to tipoff. Notre Dame's game notes are in Adobe PDF format and will be distributed via *electronic means only* (e-mail or web). Fax distribution is by request only.

Please contact **Chris Masters** if you wish to be added to the e-mail distribution list for Notre Dame's regular women's basketball releases.

Gameday Services

Gameday packages containing game notes, programs and other information will be available prior to all home contests. A pre-game meal also will be served in the Monogram Room media area (exit through stands above Gate 8 to right of press row, entrance on right after exiting outer concourse doors) beginning 75 minutes before tipoff.

A bank of statistics monitors is located on press row for the media's convenience. Final statistics books include an official NCAA box score and play-by-play. Telephone, copier and fax services are available on a first-come, first-served basis. Purcell Pavilion also offers wireless Internet capability — check with **Chris Masters** for access.

Post-Game Interviews

Following each Notre Dame home game, Irish head coach **Muffet McGraw** and selected players, as well as the visiting head coach and selected players, will be available to speak with the media. Post-game press conferences are held in the Hammes Auditorium, located between Gates 1 & 2 on the first floor of Purcell Pavilion (exit court via Gate 1 ramp on opposite end of court from press row, go straight and turn right at the Notre Dame women's basketball office; auditorium entrance will be on your left).

Media members should submit player requests for post-game interviews to **Chris Masters** at the final media timeout of the second half.





2009-10 Standings (thru Nov. 20)

	BIG EAST		Overall	
	W	L	W	L
(1/1) Connecticut	0	0	3	0
(17/rv) DePaul	0	0	3	0
Providence	0	0	3	0
(-rv) Syracuse	0	0	3	0
◆(5/6) NOTRE DAME	0	0	2	0
(rv/25) Pittsburgh	0	0	2	0
(rv/-) St. John's	0	0	2	0
Villanova	0	0	2	0
(-rv) West Virginia	0	0	2	0
Marquette	0	0	2	1
(rv/rv) Rutgers	0	0	2	1
Seton Hall	0	0	2	1
Cincinnati	0	0	1	1
(23/19) Louisville	0	0	1	1
(-rv) Georgetown	0	0	1	2
(-rv) South Florida	0	0	1	2

(n) Ranking in latest API/ESPN-USA Today polls

Player of the Week

Selections begin Nov. 23

Freshman of the Week

Selections begin Nov. 23

Upcoming BIG EAST Games

Saturday, November 21

Anaconda Sports/The Rock SHU Classic	
Arkansas State at Seton Hall	1:00p
Detroit at Cincinnati	2:00p
Boston University at St. John's	2:00p
Oakland at Marquette	3:00p
Maggie Dixon Classic (Chicago, Ill.)	
San Diego at DePaul	7:30p
BTI Classic (West Lafayette, Ind.)	
Georgetown vs. Seattle	7:00p
North Florida at South Florida	7:00p

Sunday, November 22

Iona at Notre Dame	2:00p
Binghamton at Syracuse	2:00p
Villanova at Massachusetts	2:00p
Rutgers at Georgia	2:30p
BTI Classic	
Georgetown at Purdue (BTN)	4:00p
Tennessee Tech at Louisville	4:30p

Monday, November 23

No games scheduled

Tuesday, November 24

Seton Hall at Rhode Island	5:00p
Saint Francis (Pa.) at Pittsburgh	7:00p
Quinnipiac at Providence	7:00p
West Virginia at Duquesne	7:00p
DePaul at Northwestern (BTN.com)	9:00p
Great Alaska Shootout (Anchorage, Alaska)	
Cincinnati vs. Western Carolina	Midnight

Wednesday, November 25

Georgetown at Central Michigan	Noon
Great Alaska Shootout (Anchorage, Alaska)	
Cincinnati at Alaska-Anchorage/vs. Coastal Carolina	6:30/9:00p

• - indicates BIG EAST Conference game
All times Eastern and subject to change

Around the BIG EAST

toiled for the 2000 Houston Comets, while **Jacqueline Batteast** was Riley's teammate on the '06 title-winning squad in Detroit.

- For the third year in a row, the Irish posted a perfect 100-percent Graduation Success Rate (GSR), according to figures released by the NCAA in October 2008. What's more, since **Muffet McGraw** became the Irish head coach in 1987, every Notre Dame women's basketball player that has completed her athletic and academic eligibility at the University has graduated (a 57-for-57 success rate), with all five members of this year's senior class on target to graduate by May 2010 (**Erica Williamson** will complete work on her undergraduate degree one semester early in December 2009).

A Quick Look At Iona

After winning two of its first three games this season at home, Iona hits the road for the first time this year as it prepares to take on Notre Dame this weekend.

Following a split of their opening-weekend Iona Tipoff Tournament, the Gaels most recently dispatched visiting Pacific, 76-54 on Friday afternoon. Redshirt senior center **Anna McLean** owned the paint with 18 points and 13 rebounds, while senior guard **Thazina Cook** highlighted a potent perimeter attack with 15 points, including 3-of-5 from beyond the arc. Iona knocked down 10-of-20 three-pointers in the win, using a 24-6 game-ending run to put away the Tigers.

McLean leads the Gaels in scoring (16.7 ppg.), rebounding (13.0 rpg.) and field goal percentage (.553) this season, while Cook is second in scoring (12.0 ppg.) and rebounding (8.0 rpg.), and tops in three-point percentage (.412). Junior point guard **Suzi Fregosi** also is one to watch, with 6.3 assists per game and a sharp 6.3 assist/turnover ratio.

Head coach **Anthony Bozzella** is in his eighth season at Iona with a 92-123 (.428) record. Including prior stops at Southampton College and Long Island University, Bozzella sports a 246-254 (.492) record in 17-plus seasons on the sidelines. He is 0-1 all-time against Notre Dame.

The Notre Dame-Iona Series

Sunday's matinee will mark the third all-time meeting between Notre Dame and Iona, with the Irish leading the series, 2-0.

The teams first played on Dec. 19, 1980, in the first round of the Penn Holiday Tournament in Philadelphia, with Notre Dame edging the Gaels, 69-65. Janice Crowe paced the Irish with a double-double, tallying 20 points and 11 rebounds in the victory.

Nearly a quarter century later, the series resumed, with Notre Dame pulling away in the second half for a 74-55 win over Iona on Nov. 29, 2005 at the former Joyce Center.

The Last Time Notre Dame and Iona Met

Notre Dame's **Muffet McGraw** missed her milestone 700th career game as coach on Nov. 29, 2005 because of illness. Luckily for her, though, senior guard **Megan Duffy** was feeling just fine.

Duffy scored 13 of her 21 points during a

LAST IRISH GAME vs. IONA

#11/12 Notre Dame 74, Iona 55
November 29, 2005
Joyce Center (Notre Dame, Ind.)

Iona (55)

Player	min	fg-a	3fg-a	ft-a	reb	ast	pf	tp
Weber	30	4-13	0-0	3-4	9	4	4	11
Pettijohn	19	1-1	0-0	0-1	2	4	3	2
Yeagley	27	1-5	0-4	0-0	1	1	2	2
Horvath	29	5-8	4-6	0-0	3	3	0	14
Headen	31	4-14	0-3	0-0	8	0	2	8
Hadjiyankova	1	0-1	0-0	0-0	0	0	0	0
Smith, Jo.	7	0-1	0-0	0-0	0	0	0	0
Ritz	3	0-1	0-1	0-0	0	0	0	0
DeFalco	15	3-4	1-1	0-0	1	1	1	7
Ricketts	1	0-0	0-0	0-0	1	0	0	0
Smith, Je.	7	0-0	0-0	0-0	2	0	1	0
Huber	3	1-1	0-0	0-0	0	0	1	2
Anger	15	2-5	0-0	0-0	0	0	3	4
McLean	12	2-3	0-0	1-2	5	0	4	5
Team					3			
Totals	200	23-57	5-15	4-7	35	13	21	55

Notre Dame (74)

Player	min	fg-a	3fg-a	ft-a	reb	ast	pf	tp
Erwin	17	1-3	0-0	3-6	3	2	3	5
D'Amico	27	4-10	0-0	2-3	8	0	2	10
Duffy	31	9-20	3-11	0-0	2	3	1	21
Schrader	22	6-9	0-0	2-3	3	2	5	14
Gray	23	0-3	0-2	0-0	3	1	0	0
Gaines	18	1-4	0-0	3-4	4	0	1	5
Allen	22	2-7	0-0	2-2	5	3	1	6
Tsipis	3	0-1	0-1	0-0	0	0	0	0
Bolden	2	0-0	0-0	0-0	0	0	0	0
Smith	6	1-1	0-0	1-2	2	0	1	3
Trezza	1	0-0	0-0	0-0	0	0	0	0
LaVere	28	5-8	0-0	0-1	5	3	1	10
Team					7			
Totals	200	29-66	3-14	13-21	43	14	15	74

Iona	28	27	-	55
Notre Dame	36	38	-	74

FG Pct: Iona 40.4, Notre Dame 43.9. **3-PT FG Pct:** Iona 33.3, Notre Dame 21.4. **FT Pct:** Iona 57.1, Notre Dame 61.9. **Turnovers:** Iona 21, Notre Dame 13. **Blocked Shots:** Iona 1, Notre Dame 2. **Steals:** Iona 7 (Horvath 3), Notre Dame 12 (Allen, Gray, Schrader 2). **Attendance:** 5,204.

decisive 16-4 run early in the second half, pacing 11th-ranked Notre Dame to a 74-55 victory over Iona, giving the absent McGraw her career 504th victory.

Duffy, who was just 2-of-10 shooting in the first half, hit a three-pointer early in the second half to get the Irish (5-0) and herself going. She hit her next four shots as well, including a pair of three-pointers, to extend Notre Dame's lead to 52-36.

"I just had to keep being aggressive," Duffy said. "I missed a few shots in the first half, good shots, wide open, and (my coaches) told me to stay aggressive."

The Irish (5-0) led by as many as 12 in the first half, but the Gaels (2-1) scored the first two baskets of the second half to cut the lead to 36-32. That's when Duffy got the Irish going.

"Our goal was obviously to have Notre Dame shoot the ball from the outside," Iona coach **Anthony Bozzella** said. "That was our plan and certainly at that point Duffy said, 'I'll shoot it' and made a few which opened it up. It forced us out of a couple of things we wanted to do defensively."

Freshman guard **Lindsay Schrader** added a season-high 14 points and senior forward **Courtney LaVere** and sophomore center **Melissa D'Amico** had 10 points each for the Irish.

Toni Horvath led the Gaels with 14 points and **Martina Weber** had 11 points and nine





rebounds, although she had just two points and two rebounds in the second half.

"Part of it was fatigue. Part of it was good defense," Bozzella said.

Other Notre Dame-Iona Series Tidbits

- Notre Dame and Iona went nearly 25 years between series games, but will be playing for the second time in five seasons on Sunday afternoon.
- Irish fifth-year senior guard **Lindsay Schrader** started and played 22 minutes in Notre Dame's 2005 win over Iona, scoring 14 points (on 6-of-9 shooting) before fouling out, one of only three times Schrader has reached the foul limit in her career.
- Iona assistant coach **Toni Horvath** started and scored a team-high 14 points (5-8 FG, 4-6 3G) for the Gaels in that 2005 visit to Notre Dame.
- Redshirt senior center **Anna McLean** also appeared in the contest for Iona, coming off the bench to tally five points and five rebounds in 12 minutes.
- Sunday's game is the first of four "day-night" doubleheader at Purcell Pavilion for the Notre Dame basketball teams, with the Irish men slated to entertain Liberty in the first round of the Chicago Invitational Challenge at 7 p.m. (ET). The other twinbills will take place on Dec. 12 (women vs. Valparaiso, men vs. Loyola Marymount), Jan. 9 (women vs. Villanova, men vs. West Virginia) and Feb. 14 (women vs. DePaul, men vs. St. John's) — with the women playing in the afternoon and the men at night in all four cases.

Notre Dame vs. The MAAC

The Irish are 6-0 all-time against current Metro Atlantic Athletic Conference (MAAC) teams, with Sunday's matinee against Iona marking the third time Notre Dame has played a MAAC school in the past five seasons.

In addition to the 74-55 Irish win at home over Iona in 2005-06 (recapped earlier in this notes package), Notre

ND vs. MAAC		
	Overall	Home
Canisius	1-0	1-0
Fairfield	1-0	0-0
◆Iona	2-0	1-0
Loyola	2-0	1-0
Manhattan	0-0	0-0
Marist	0-0	0-0
Niagara	0-0	0-0
Rider	0-0	0-0
St. Peter's	0-0	0-0
Siena	0-0	0-0
TOTAL	6-0	3-0
	(1.000)	(1.000)

Dame downed Canisius, 93-47, on Nov. 27, 2007, also at the former Joyce Center.

The only other MAAC team to visit South Bend has been Loyola (Md.), which dropped an 84-49 decision to the Irish on Dec. 21, 1991. Notre Dame is 2-0 all-time against both the Greyhounds and Iona, as well as 1-0 against both Canisius and Fairfield.

Curiously, of the six previous Irish encounters with the MAAC, only the first Iona contest (Dec. 19, 1980 — a 69-65 Notre Dame win in Philadelphia at the Penn Holiday Tournament) took place prior to the arrival of Irish head coach **Muffet McGraw** in 1987.

Empire (State) Records

Notre Dame is 45-4 (.918) all-time against New York schools, including a 24-0 record at the

Notre Dame In the Polls

Associated Press Poll

Week	Points	Rank	Weeks Ranked	
			09-10	All Time
Oct. 30, 2009 (Pre)	799	4	1	179
Nov. 16, 2009	844	5	2	180
SEASON HIGHS	844	4	2*	40*

ESPN/USA Today/WBCA Coaches' Poll

Week	Points	Rank	Weeks Ranked	
			09-10	All Time
Nov. 4, 2009 (Pre)	438	7	1	171
Nov. 17, 2009	578	6	2	172
SEASON HIGHS	578	6	2*	2*

* = current streak of poll appearances

Joyce Center. In those 24 victories, only three have been by single digits — a 71-66 win over Syracuse on Dec. 8, 1990, a 72-65 victory over St. John's on Jan. 26, 2005, and a 70-67 win over St. John's on Jan. 17, 2009.

Coincidentally, those two squads also account for all four New York wins over the Irish (two for each school).

ND vs. State of New York		
	Overall	Home
Army	1-0	1-0
Canisius	1-0	1-0
Fordham	1-0	1-0
◆Iona	2-0	1-0
St. John's	18-2	9-0
Syracuse	22-2	11-0
TOTAL	45-4	24-0
	(.918)	(1.000)

November To Remember

Notre Dame's success during the past 15 years has been aided by its ability to get off to a good start. To wit — the Irish are 57-11 (.838) in November games since they joined the BIG EAST Conference in time for the 1995-96 season.

Notre Dame also owns an active 10-game winning streak that started on Nov. 20, 2007 with a 94-41 victory at Central Michigan. That win came four days after a 75-59 loss at third-ranked Maryland in the Preseason WNIT semifinals.

Road Warriors

Notre Dame is 21-9 (.700) in true road games since the start of the 2007-08 season, including a 68-67 win at No. 21 Michigan State to begin this year.

In addition, the past seven road losses for the Irish have been decided by an average of 8.4 points per game (all by 12 points or fewer), including all five road setbacks last season (average margin of 8.6 ppg.).

Notre Dame posted 10 wins on the road in each of the past two years, marking just the second time in school history the Irish have logged double-digit win totals away from home in consecutive seasons (11 wins in 1989-90; 10 wins in 1990-91).

Polling Station

Notre Dame is ranked fifth in this week's Associated Press poll, appearing in the top five for the second consecutive week — it's the first back-to-back top-five berths for the Irish in the AP balloting since the 2000-01 season, when Notre Dame was a top-five fixture for the final 17 weeks.

This week's ranking also marks the 40th consecutive AP poll appearance for the Irish, with

National Polls

Associated Press Poll

• November 16, 2009: Poll #2

Team (First-Place Votes)	Rec	Pts	LW
1 ◆Connecticut (40)	1-0	1,000	1
2 Stanford	2-0	957	2
3 Ohio State	2-0	889	3
4 North Carolina	1-0	855	5
5 NOTRE DAME	1-0	844	4
6 Tennessee	1-0	806	8
7 LSU	1-0	707	9
8 Baylor	0-1	650	7
9 Xavier	1-0	584	11
10 Texas	1-0	575	12
11 Duke	1-1	536	6
12 Virginia	2-0	461	14
13 Florida State	1-0	438	15
14 Arizona State	1-0	409	16
15 Texas A&M	1-0	406	—
16 Georgia	1-0	400	21
17 (tie) ◆DePaul	2-0	340	17
(tie) California	1-0	340	18
19 Kansas	1-0	281	20
20 ◆Oklahoma	1-1	277	13
21 ◆Michigan State	1-1	227	10
22 ◆Vanderbilt	1-0	181	22
23 ◆Louisville	1-0	156	23
24 Middle Tennessee	1-0	149	24
25 Mississippi State	2-0	113	—

Others Receiving Votes: Maryland 97, Georgia Tech 76, ◆San Diego State 67, ◆Pittsburgh 33, South Dakota State 31, Oklahoma State 23, ◆Rutgers 22, Marist 15, ◆Purdue 14, Dayton 14, Wisconsin-Green Bay 7, Nebraska 6, TCU 5, ◆St. John's 3, Minnesota 3, Louisiana Tech 2, Delaware 1.

ESPN/USA Today/WBCA Coaches' Poll

• November 17, 2009: Poll #2

Team (First-Place Votes)	Rec	Pts	LP
1 ◆Connecticut (31)	1-0	775	1
2 Stanford	2-0	742	2
3 Ohio State	2-0	695	3
4 North Carolina	1-0	647	5
5 Tennessee	1-0	595	9
6 NOTRE DAME	1-0	578	7
7 Arizona State	1-0	511	11
8 Texas A&M	1-0	494	16
9 Baylor	0-1	487	4
10 Florida State	1-0	435	12
11 California	1-0	413	13
12 Duke	1-1	394	6
13 Texas	1-0	381	14
14 Xavier	1-0	373	15
15 LSU	1-0	326	17
16 ◆Oklahoma	1-1	298	8
17 Virginia	2-0	284	18
18 ◆Vanderbilt	1-0	221	20
19 ◆Louisville	1-0	210	19
20 Maryland	2-0	189	21
21 ◆Michigan State	1-1	171	10
22 Georgia	1-0	151	—
23 ◆Purdue	1-0	119	23
24 Iowa State	1-0	101	24
25 ◆Pittsburgh	0-0	95	22

Others Receiving Votes: ◆DePaul 88, Middle Tennessee 85, Kansas 54, ◆San Diego State 29, Auburn 26, Mississippi State 25, South Dakota State 17, TCU 12, ◆Rutgers 8, ◆Syracuse 6, Kansas State 5, Gonzaga 4, Oklahoma State 4, Temple 4, ◆Georgetown 3, Dayton 3, Florida 3, Richmond 2, SMU 2, Vermont 2, Western Kentucky 2, ◆South Florida 1, ◆West Virginia 1, East Carolina 1, Hartford 1, Houston 1, Michigan 1.

LW = last week

◆ = 2009-10 Notre Dame opponent





Iona Series

Notre Dame Leads Series 2-0

Date	Site	Result	Score
12/19/80	Philadelphia, Pa. ¹	W	69-65
11/29/05	Notre Dame	W	74-55

¹ = Penn Holiday Tournament (First Round)

Series Scoring	Total	Average
Notre Dame	143	71.5
Iona	120	60.0

Current Win Streak: Notre Dame - 2 games

Muffet McGraw vs. Iona: 1-0

Anthony Bozzella vs. Notre Dame: 0-1

McGraw vs. Bozzella: McGraw leads 1-0

ND Biggest Win: 19 (74-55 on 11/29/05)

IONA Biggest Win: None

ND Longest Win Streak: 2 (1980, 2005)

IONA Longest Win Streak: None

their No. 4 preseason ranking on Oct. 30 being the highest ever for Notre Dame, topping its No. 6 debut in the 2000-01 poll.

With their current poll position, the Irish now have appeared in the top 10 of the AP poll during 10 of the past 14 seasons (1996-97 through 2009-10) with that No. 4 preseason ranking being the highest for the program since the week of Jan. 4, 2005, when the Irish also rose to fourth following a 12-1 start and the 2004 Preseason WNIT title.

Notre Dame has been ranked in the AP poll for 180 weeks during the program's 33-year history, with every one of those appearances coming in the **Muffet McGraw** era (since 1987-88). McGraw ranks 12th among all active NCAA Division I head coaches for weeks in the AP poll, and also is 23rd all-time in that category.

In addition, the Irish rose one spot to sixth in the latest ESPN/USA Today/WBCA coaches' poll. It's the second consecutive season Notre Dame has been ranked in the top 10 of the coaches' poll, as well as eight of the past 12 campaigns (1998-99 to present).

Notre Dame was ranked in the coaches' survey for 38 consecutive weeks before falling just outside the Top 25 in the final poll of last season. With their current ranking, the Irish now have appeared in the coaches' poll for 172 weeks during their history (all coming during McGraw's tenure).

More Polling Data

Notre Dame head coach **Muffet McGraw** is one of 24 people in NCAA Division I women's basketball history who have both played for and coached a team that has appeared in the Associated Press Top 25 poll.

Besides her 180 AP poll appearances while coaching at Notre Dame, McGraw was the starting point guard at Saint Joseph's (Pa.) as a senior in 1977, helping the Hawks rise to No. 3 in the nation. Of the 24 people on this list, 12 currently are NCAA Division I head coaches (see accompanying chart).

AP Poll Appearances Active D-I Coaches

- Summitt (Tenn) 563
- Landers (UGa) 433
- Stringer (RU) 388
- Chancellor (LSU) 244
- Blair (TAMU) 210
- ◆**McGraw (ND) 180**

All-Time D-I Coaches

- Summitt (Tenn) 563
- Landers (UGa) 433
- Conradt (Texas) 395
- Blair (TAMU) 210
- Sanderford (WKU) 182
- ◆**McGraw (ND) 180**

NOTE: through Nov. 16 AP poll

AP Poll Appearances As Player & Coach (active coaches only)

- Amanda Butler (Florida)
- June Daugherty (Wash. St.)
- Nell Fortner (Auburn)
- MaChelle Joseph (Ga. Tech)
- Wendy Larry (ODU)
- Joanne McCallie (Duke)
- Kathy McConnell-Miller (Colo.)
- ◆**Muffet McGraw (ND)**
- Kim Mulkey (Baylor)
- Kathy Olivier (UNLV)
- Dawn Staley (S. Carolina)
- Charli Turner Thorne (Ariz. St.)

NOTES: Current teams listed ... all coaches shown have made AP poll with current teams except Daugherty (did so at Boise State and Washington), Olivier (UCLA) and Staley (Temple) ... Butler, Larry and Olivier are coaching at their alma maters.

Game #2 Recap: Michigan State

Thanks to **Ashley Barlow**, Notre Dame withstood a tough test on the road.

Barlow scored 18 points and hit a tiebreaking free throw with 10 seconds left, lifting the fifth-ranked Fighting Irish to a 68-67 victory over No. 21 Michigan State on Thursday night at the Breslin Center in East Lansing, Mich.

The Spartans had a chance to win after Bar-

low's late foul shot, but **Aisha Jefferson** missed a jumper from the lane with four seconds to go.

Notre Dame coach **Muffet McGraw** wasn't happy with ill-timed turnovers, sketchy shot selection and occasional lapses on defense. But she liked her team's character at crunch time.

"I thought we did a pretty good job of keeping our poise down the stretch," McGraw said.

Allyssa DeHaan led Michigan State (1-2) with 20 points.

Michigan State trailed 45-35 when DeHaan, a 6-foot-9 senior, limped off the court with an apparent ankle injury early in the second half. The Spartans, sparked by their defense and forcing turnovers, went on a 15-2 tear immediately afterward to grab a 50-47 lead with 11:52 remaining.

DeHaan returned and increased Michigan State's lead to 56-51 with a basket with about 10 minutes to go.

"She showed a lot of heart to come back," coach **Suzy Merchant** said.

But the Irish (2-0) regained the lead with an 8-0 run capped by **Erica Williamson's** layup with 8:41 left.

Michigan State tied the score at 67 on a free throw by **Porsche Poole** with 55 seconds left.

A foul by Michigan State after a missed free throw by the Irish put Notre Dame in the double bonus. Barlow missed her first free throw with 10 seconds left, but sank her second opportunity to put the Irish in front.

"I was confident I was going to make the first one, and it didn't go in," Barlow said. "But I didn't hang my head."

Lindsay Schrader had 12 points and 14 rebounds for Notre Dame.

Lykendra Johnson had 14 points and 12 rebounds for Michigan State.

Michigan State started the season ranked 10th in The Associated Press poll. The Spartans fell after losing their season opener at Dayton.

Michigan State bounced back to win at Detroit last Sunday. But on Tuesday, the Spartans lost sophomore forward **Courtney Schiffauer** for the season with a right knee injury sustained in practice.

Schiffauer started one of the first two games this season for the Spartans, leading the team in scoring (16.5 points per game) and rebounds (7.5 per game).

Notre Dame opened its season last Sunday with a 102-57 win over Arkansas-Pine Bluff.

Noting The Michigan State Game

- Notre Dame picks up its first win over a ranked opponent since Feb. 8, 2009, when the Fighting Irish defeated visiting No. 25 DePaul, 62-59 at the former Joyce Center.
- It's also the first road win for Notre Dame at a ranked team since Dec. 30, 2008, when the Fighting Irish capped a school-record 18-point comeback for a 59-57 win at No. 20/19 Vanderbilt.
- Notre Dame earns its first win at Michigan State since Dec. 21, 1998, when the Fighting Irish defeated the Spartans, 75-64 at the Breslin Center.
- Notre Dame claims its second consecutive win over MSU and trims the Spartans' all-time series lead to 8-6 (Michigan State's record

THE TALE OF THE TAPE

	ND	IONA
Overall record	2-0	2-1
AP/ESPN-USA Today rank	5/6	—

SCORING

Points scored per game	85.0	69.3
Points allowed per game	62.0	61.3
Field goal percentage	.444	.356
Three-point percentage	.313	.325
Free throw percentage	.640	.578

REBOUNDING

Rebounds per game	51.0	47.3
Opponent rebs. per game	41.5	41.7
Rebounding margin	+9.5	+5.6

OTHER

Assists per game	21.5	15.7
Turnovers per game	22.0	17.3
Assist/turnover ratio	0.98	0.89
Blocked shots per game	4.0	2.0
Steals per game	15.0	10.3





2009-10 Trends

Day of the Week	Record
Sunday	1-0
Monday	0-0
Tuesday	0-0
Wednesday	0-0
Thursday	1-0
Friday	0-0
Saturday	0-0

Time of Game	Record
Day games (before 6 p.m local time)	0-0
Night games (6 p.m. or later local time)	2-0

Location	Record
Home games	1-0
Road games	1-0
Neutral site games	0-0

Halftime score	Record
Leading at the half	2-0
Tied at the half	0-0
Trailing at the half	0-0

Individual scoring	Record
Two or fewer double-figure scorers	1-0
Three double-figure scorers	0-0
Four double-figure scorers	0-0
Five or more double-figure scorers	1-0

Rebounding margin	Record
Grab more rebounds than opponents	1-0
Grab same number of rebounds	0-0
Grab fewer rebounds than opponents	1-0

Field goal shooting	Record
Higher pct. than opponent	1-0
Lower pct. than opponent	1-0
Same pct. as opponent	0-0
Shoot 45% or better	1-0
Shoot less than 45%	1-0
Hold opponent under 40%	1-0

Free throw margin	Record
Make more free throws	2-0
Make same number of free throws	0-0
Make fewer free throws	0-0

Turnovers	Record
Commit fewer turnovers	2-0
Commit same number of turnovers	0-0
Commit more turnovers	0-0

Miscellaneous	Record
Vs. Top 25 (AP or ESPN/USA Today polls)	1-0
On commercial television	1-0
In white jerseys	1-0
In alternate white jerseys (green trim)	0-0
In alternate white jerseys (pink trim)	0-0
In blue jerseys	1-0
In green jerseys	0-0

Margin of Victory	Record
1-5 points	1-0
6-10 points	0-0
11-15 points	0-0
16-20 points	0-0
21+ points	1-0
In overtime games	0-0

Conference Affiliation	Record
Atlantic 10	0-0
BIG EAST	0-0
Big Ten	1-0
Big 12	0-0
Conference USA	0-0
Horizon League	0-0
Metro Atlantic Athletic	0-0
Mid-American	0-0
Mountain West	0-0
Southeastern	0-0
Southwestern Athletic	1-0
Summit League	0-0

Month	Record
November	2-0
December	0-0
January	0-0
February	0-0
March	0-0

books add one more MSU win to the total in a game that was played before Notre Dame's program achieved varsity status in 1977-78).

- Eight of the 14 series games between the Fighting Irish and Spartans have been decided by single digits, including a pair of overtime contests (both MSU wins).
- The Fighting Irish have won 12 of their last 18 games against Big Ten Conference opponents, and are 39-48 (.448) all-time against that league.
- Notre Dame moves to 53-20 (.726) all-time against Michigan schools, with a 33-8 (.805) record in the 23-year Muffet McGraw era.
- Fifth-year senior guard **Lindsay Schrader** logged her 12th career double-double, breaking current assistant coach **Niele Ivey's** school record for career double-doubles by a guard set from 1996-2001.
- Schrader's 14 rebounds were one off her career of 15 boards, set on Jan. 31, 2009 in a win over Cincinnati at the former Joyce Center.
- Senior guard **Ashley Barlow** now is just 16 rebounds away from joining former teammate **Charel Allen** (2004-08) as the only Fighting Irish players with 1,000 points, 500 rebounds, 200 assists and 200 steals in their careers.
- McGraw collects her 498th win as Notre Dame's head coach (498-197, .717), putting her two victories away from becoming the fourth Fighting Irish coach (in any sport) to record 500 career wins while coaching at Notre Dame — the only current members of this group are former fencing coaches **Mike DeCicco** and **Yves Auriol**, and former baseball coach **Jake Kline**.

Century City

With its 102-57 season-opening win over Arkansas-Pine Bluff on Nov. 15 at Purcell Pavilion, Notre Dame topped the 100-point mark for the 13th time in school history, and the third time in less than two calendar years (104-86 at Georgetown on Jan. 19, 2008; 102-54 at Boston College on Nov. 23, 2008).

Notre Dame also hit the century mark at home for the first time since Nov. 26, 2002, when the Irish toppled Cleveland State, 107-65 in the 2002-03 season opener.

Eight Is Enough (For Now)

Notre Dame had a school-record eight players score in double figures in its 102-57 win over Arkansas-Pine Bluff on Nov. 15 at Purcell Pavilion. That eclipsed the old standard of seven double-digit scorers that was first set on Feb. 6, 1997 vs. Syracuse (90-73 win at the Joyce Center) and matched on Jan. 19, 2008, in a 104-86 win at Georgetown.

Dishing Thirty-One Flavors

Notre Dame's 31 assists against Arkansas-Pine Bluff on Nov. 15 were the most for the Irish in a single game since Nov. 20, 2000, when they also recorded 31 assists in a 95-65 win over Arizona at the Joyce Center.

Leading the way for Notre Dame on that night was current Irish assistant coach **Niele Ivey**, who had a double-double with 14 points and 11 assists.

Upwardly Mobile

Two of Notre Dame's senior guards and tri-captains — **Ashley Barlow** and **Lindsay Schrader** — are already members of the program's 1,000-Point Club, and will spend this season trying to work their way up the Irish all-time scoring ladder.

Barlow currently ranks 20th in school history with 1,140 career points, while Schrader is 22nd with 1,080 points.

They could be joined by their fellow senior guard and tri-captain, **Melissa Lechlitner**, who has 718 points to date.

Only one other time in program history has Notre Dame fielded three 1,000-point scorers on its roster at the same time — and it literally happened for less than one game. **Ruth Riley**, **Niele Ivey** and **Kelley Siemon** all reached the millennium mark and played on the 2000-01 Irish national championship squad, with Siemon reaching the milestone after scoring 10 points in her final collegiate contest — Notre Dame's 68-66 title-game victory over Purdue in St. Louis.

ND 1,000-Point Scorers	
18.	Krissi Davis ('87-'91)..... 1,194
19.	Courtney LaVere ('02-'06).. 1,150
20.	♦A. Barlow ('06-pres.)... 1,140
21.	Danielle Green ('95-'00)... 1,106
22.	♦L. Schrader ('05-pres.).. 1,080

First Impressions

Freshman guard **Skylar Diggins** had 14 points in the Nov. 15 season opener vs. Arkansas-Pine Bluff, the fifth-most by an Irish rookie in her debut game during the 23-year **Muffet McGraw** era (1987-88 to present), and the most since **Courtney LaVere** began her career with 18 points in a 2002 win over Cleveland State.

ND Freshmen Debuts Top Scorers (McGraw era)	
18	C. LaVere vs. Clev. St., 2002
18	*A. Ratay @ Toledo, 1999
16	*M. Marciniak vs. Penn St., 1991
15	C. Washington vs. Liberty, 1989
14	S. Diggins vs. UAPB, 2009
14	*T. Borton vs. Valpo., 2001
14	S. Hills vs. UCLA, 1998
12	*B. Morgan vs. UIC, 1993
11	J. Joyce @ Valparaiso, 2000
11	*K. Siemon vs. Butler, 1997

* = starter

McGraw Set To Join Elite ND Club

Irish head coach **Muffet McGraw** currently has a record of 498-197 (.717) in her 23rd season at Notre Dame. That puts her only two victories away from becoming the fourth coach in school history (in any sport) to register 500 wins while coaching under the Golden Dome.

Fencing's **Michael DeCicco** (680-45 from 1962-86) and **Yves Auriol** (525-33 from 1986-2002), and baseball's **Jake Kline** (558-449-5 from 1934-75) are the only current members of the "Fighting Irish Five Hundred Club," with one able to connect 75 years of Notre Dame





Quick Facts

Notre Dame Quick Facts

Official Name: University of Notre Dame
Location: Notre Dame, Ind.
Enrollment: 8,371 (undergraduate) / 11,733 (overall)
Founded: 1842
Colors: Gold and Blue
Nickname: Fighting Irish
School Fight Song: Notre Dame Victory March
Conference: BIG EAST
Arena: Purcell Pavilion at the Joyce Center (cap. 9,149)
President: Rev. John I. Jenkins, C.S.C.
Provost: Thomas G. Burish
Executive Vice President: John Affleck-Graves
NCAA Faculty Representative: Patricia Bellia
Director of Athletics: Jack Swarbrick
Senior Deputy Athletics Director/SWA: Missy Conboy
Associate Athletics Director (WBB): Jill Bodensteiner

Head Coach: Muffet McGraw (Saint Joseph's (Pa.) '77)
Record: 586-238 (.711) - 28th season
At Notre Dame: 498-197 (.717) - 23rd season
At Purcell Pavilion: 247-51 (.829)

Associate Head Coach:
 Jonathan Tshipis (North Carolina '96) - 7th season

Assistant Coaches:
 Angie Potthoff-Barber (Penn State '97) - 5th season
 Niele Ivey (Notre Dame '00) - 3rd season

Coordinator of Basketball Operations:
 Stephanie Menio (Pittsburgh '04) - 5th season

Administrative Assistant: Tina Scott

Athletic Trainer: Anne Marquez

Strength & Conditioning Coach: Craig Cheek

Academic Counselor: Chad Grotegut

Equipment Manager: Kathy Speybroeck

Student Managers:
 Tom Bascik (Sr., Colonia, N.J.)
 Bryant Welters (Sr., McLean, Va.)

Women's Basketball History

33rd Season:
 1st game, Dec. 3, 1977 vs. Valparaiso (W, 48-41)

All-Time Record: 662-296 (.691)

Record At Purcell Pavilion:
 33rd season, 324-85 (.792)

Record In The BIG EAST:
 14th season, 176-56 (.759)

Conference/Membership Affiliations:
 AIAW D-III independent (1977-78 through 1979-80)
 AIAW D-I independent (1980-81)
 NCAA D-I independent (1981-82 through 1982-83)
 North Star (1983-84 through 1987-88)
 *Midwestern Collegiate (1988-89 through 1994-95)
 BIG EAST (1995-96 to present)

Regular-Season Conference Championships (8):
 North Star - 1985, 1986
 *Midwestern Collegiate - 1989, 1990, 1991, 1994, 1995
 BIG EAST - 2001

Conference Tournament Championships (5):
 North Star - N/A
 *Midwestern Collegiate - 1989, 1990, 1991, 1992, 1994
 BIG EAST - None

NCAA Championship Appearances (16):
 National Champion - 2001
 Final Four - 1997, 2001
 Elite 8 - 1997, 2001
 Sweet 16 - 1997, 1998, 2000, 2001, 2003, 2004, 2008
 Berths - 1994, 1996-2009

Consecutive NCAA Championship Appearances:
 14 (1996-2009)

NIT Appearances (4):
 1986 (3rd place), 1989 (7th place), 1991 (8th place),
 1995 (3rd place)

Consecutive Postseason Appearances:
 16 (1994-2009); 15 NCAAs, 1 NIT

* - now known as the Horizon League

athletics history and success via just four degrees of separation (Kline to DeCicco to Auriol to McGraw).

Notre Dame Picked Second In 2009-10 BIG EAST Coaches' Preseason Poll

Notre Dame was selected to finish second in the BIG EAST Conference in 2009-10, according to a preseason vote of the league's 16 head coaches released Oct. 22 during the annual BIG EAST Women's Basketball Media Day at the ESPN Zone in New York City.

The Fighting Irish picked up 210 points and one first-place vote in the balloting (coaches may not vote for their own teams), placing behind only defending national champion Connecticut, which was a unanimous choice to win the conference title with 225 points. DePaul and reigning NCAA runner-up Louisville shared the third spot in the BIG EAST preseason poll with 171 points, while Pittsburgh rounded out the top five with 167 points.

Trio Of Irish Earn 2009-10 Preseason All-BIG EAST Honors

Along with picking Notre Dame to finish second in the conference this year in their preseason poll, the BIG EAST coaches voted fifth-year senior guard/tri-captain **Lindsay Schrader** and senior guard/tri-captain **Ashley Barlow** to the 12-player Preseason All-BIG EAST Team.

Schrader, a two-time all-conference selection, garnered first-team recognition last year after averaging career highs of 12.6 points and a team-best 7.4 rebounds per game with a .463 field goal percentage. What's more, she registered seven double-doubles, setting a single-season school record for guards, and giving her 11 career double-doubles, one behind current assistant coach **Niele Ivey** for the Notre Dame all-time record for guards in that category.

Meanwhile, Barlow is another returning two-time all-BIG EAST honoree, having copped second-team laurels a season ago with a team-high 12.7 points, 4.8 rebounds and 2.4 steals per game, as well as a career-high .364 three-point percentage. Barlow is one of only four players in school history to record at least 60 steals in three consecutive seasons (she had a career-high 70 thefts last year) and she and Schrader both are members of Notre Dame's 1,000-Point Club -- Barlow is 20th in program history with 1,107 points, while Schrader is 23rd all-time with 1,057 points.

In addition to the preseason accolades for the two Fighting Irish veterans, rookie guard **Skylar Diggins** was a unanimous choice as the BIG EAST Preseason Freshman of the Year, according to the league's head coaches. Diggins was the consensus 2008-09 national high school player of the year, and also was named the '08-09 Gatorade National High School Female Athlete of the Year (for all sports) during a ceremony held just prior to the ESPY Awards this past summer in Los Angeles.

Diggins averaged 29.0 points and 6.3 assists per game as a senior last season, leading Washington High School to the cusp of the Indiana Class 4A title and the mythical prep national championship before a last-second loss in the fi-

2009-10 Notre Dame Top Bench Scorers

Player	Points	Opponent/Date
Skylar Diggins	14	Ark.-Pine Bluff, 11/15/09
Fraderica Miller	11	Ark.-Pine Bluff, 11/15/09
Brittany Mallory	10	Ark.-Pine Bluff, 11/15/09
Erica Williamson	10	Ark.-Pine Bluff, 11/15/09
Skylar Diggins	9	at Michigan State, 11/19/09

nal. She went on to earn MVP honors at both the McDonald's and Women's Basketball Coaches Association (WBCA) High School All-America Games (joining former Tennessee guard **Alexis Hornbuckle** as the only players ever to pull off that double) and she was a co-captain on the 2009 USA Basketball U19 World Championship Team that won the gold medal at the FIBA U19 World Championships in Bangkok, Thailand, back in August.

Irish Enjoy Successful '09 European Tour

In May, the Notre Dame women's basketball program embarked on a memorable 11-day adventure to France, Monaco and Italy, visiting some of the world's most historic landmarks, including the Eiffel Tower in Paris, the Prince's Palace in Monaco, picturesque Lake Como in the foothills of the Italian Alps, the famed *El Duomo* cathedral in Milan, the Colosseum and Forum in Rome, as well as St. Peter's Basilica and the Sistine Chapel located at The Vatican.

The Irish also had the chance to play three exhibition games against international opponents on the tour, winning all three contests against the French Junior National Team (77-44) and Italian professional teams GEAS Sesto San Giovanni (78-68) and Roma Athena Basket (94-39). The win over the French side was particularly noteworthy, as it came only weeks before France won the gold medal at the European U20 Championships with much of the same team that faced the Irish in May.

Senior guard/tri-captain **Ashley Barlow** led Notre Dame in scoring (13.0 ppg.) and three-point percentage (.727, 8-11) on the trip, while junior forward **Becca Bruszewski** was second in scoring (12.0 ppg.) and fourth in rebounding (5.7 rpg.). Other statistical leaders included: fifth-year senior guard **Lindsay Schrader** and sophomore forward **Kellie Watson** (6.3 rpg.), sophomore guard **Natalie Novosel** (3.3 spg.), senior guard **Melissa Lechlitner** (3.3 apg.) and sophomore forward **Erica Solomon** (2.5 bpg.).

Half And Half

During the past decade, Notre Dame has been nearly unbeatable when it has the lead at half-time. The Irish are 165-17 (.907) since the start of the 2000-01 campaign when they go into the dressing room with the lead, including wins in 93 of their last 104 such contests.

Notre Dame has led at the break in both of its games this season, and has gone on to earn victories each time.

The Best Offense Is A Good Defense...

During the past 15 seasons, Notre Dame has discovered that a solid defensive effort can almost certainly guarantee a victory. In fact, since the beginning of the 1995-96 season (Notre Dame's first in the BIG EAST





Conference), the Irish have an amazing 196-14 (.933) record when they hold their opponents below 60 points in a game.

Notre Dame added another tally on this ledger in its season opener with a 102-57 win over Arkansas-Pine Bluff at Purcell Pavilion.

...But Sometimes You Have To Score If You Want To Win

Not resting solely on its defensive laurels, Notre Dame also seemingly has found the magic mark when it comes to outscoring its opponents. During the past 15 seasons (since 1995-96), the Irish are 124-4 (.969) when they score at least 80 points in a game. The only blemishes on that record are a pair of overtime losses to Texas A&M (88-84) and Michigan State (87-83) in 1995, a 106-81 loss to Connecticut in 1998, and an 81-80 loss to DePaul in 2008.

Notre Dame easily eclipsed the 80-point mark in its season-opening 102-57 win over Arkansas-Pine Bluff.

Now That's A Home Court Advantage

One of the hallmarks of Notre Dame's success has been its stellar play at home. In fact, the Irish have been virtually untouchable at home in recent years, winning 174 of their last 198 games (.879) at the 9,149-seat Purcell Pavilion, including winning streaks of 51 and 25 games in that span. Notre Dame also has a 99-17 (.853) record in BIG EAST Conference play at the Joyce Center, sporting a 31-game league winning streak at home before it ended with a 48-45 loss to Villanova in the '02 home finale.

The Irish have been particularly strong when it comes to non-conference games at home, winning 77 of their last 84 non-BIG EAST contests (.917) at the Joyce Center, dating back to the 1994-95 season. Five of the losses in that span came at the hands of Big Ten Conference opponents (four by 12 points or less) — Wisconsin in 1996 (81-69), Purdue in 2003 (71-54), Michigan State in 2004 (82-73 OT), Indiana in 2006 (54-51) and Minnesota in 2009 (79-71) — with the other two defeats coming to Tennessee in 2005 (62-51) and 2008 (87-63). The Purdue loss also snapped a 33-game non-conference home winning streak which began after the UW setback.

Since its inaugural season in 1977-78, Notre Dame has played all of its games at the Joyce Center, posting a 324-85 (.792) record at the venerable facility. Three times (1999-2000, 2000-01 and 2003-04), the Irish went a perfect 15-0 at home, setting a school record for home wins in a season.

It's Fan-Demonium At Notre Dame

If the preseason is any indication, Notre Dame women's basketball is easily the hottest ticket in South Bend. For the first time in school history, all Irish women's basketball season ticket packages (close to 7,500) have been sold, including more than 1,000 packages to first-time season ticket purchasers when they went on sale Aug. 14. Furthermore, fans were waiting in line at the Purcell Pavilion ticket office as early as 4:30 that morning, more than four

hours before the ticket windows opened.

While it's likely that some tickets will be made available for individual games during the weeks and days prior to the contests, there's a very real possibility that Notre Dame could approach a sell out for every one of its regular-season home games at the newly-refurbished 9,149-seat Purcell Pavilion. In fact, the crowd of 9,080 for the Nov. 15 win over Arkansas-Pine Bluff was the largest season-opening audience in program history, more than 1,100 higher than the old mark set in 2001-02.

The Irish have posted six sellouts in program history, the most recent coming on Dec. 7, 2008, for a 62-51 win over in-state rival Purdue. That capacity crowd not only was the first on-campus sellout in the 22-game series with the Boilermakers, but it also helped Notre Dame win the NCAA/BIG EAST Conference Pack The House Challenge for 2008-09.

Irish On Your Radio Dial

Beginning with the 2008-09 athletics year, the Notre Dame athletics department announced it had partnered with the LeSEA Broadcasting Network, making Pulse FM (96.9/92.1) the new radio home of Notre Dame women's basketball in the South Bend market.

LeSEA originates all Notre Dame women's basketball games, with those events carried on Pulse FM (96.9/92.1), marking a return to the FM side of the dial for the first time since the 1998-99 season. Combined, these two stations blanket the nation's No. 89 media market (South Bend-Elkhart), covering a 21-county area in northern Indiana and south-west Michigan that contains more than 1.35 million listeners (better than 800,000 in the greater South Bend area alone). All told, Notre Dame's women's basketball network stretches from Kalamazoo, Mich., to the north, North Judson, Ind., to the west, Macy, Ind., (home of former Irish All-America center **Ruth Riley**) to the south, and LaGrange, Ind., to the east.

Women's basketball game broadcasts also continue to be streamed live and free of charge on Notre Dame's official athletics web site (www.UND.com) through the Fighting Irish All-Access multimedia package.

Bob Nagle, the voice of Notre Dame women's basketball from 1996-97 through 1998-99 (including the program's first NCAA Final Four berth in 1997), returns for his second season in his second stint as the radio play-by-play broadcaster for the Irish.

Notre Dame On The Small Screen

Notre Dame will have at least 15 games televised during the 2009-10 season. Highlighting this year's broadcast schedule are 11 nationally-televised Irish women's basketball contests, including at least six games on the ESPN family of networks and four others on CBS College Sports (check schedule on page 1 of these notes for exact broadcast coverage).

In addition, Notre Dame continues to expand its broadcast reach globally on the Internet. All Irish regular-season home games not selected for commercial TV coverage (with the exception of the Nov. 15 game vs. Arkansas-Pine Bluff) will be webcast live on

Superlatives (BIG EAST Era)

Notre Dame Superlatives In The BIG EAST Era (1995-96 to present)

- Longest winning streak:** 23 games (Nov. 17, 2000-Feb. 14, 2001)
- Longest BIG EAST winning streak:** 11 games (Jan. 3-Feb. 14, 2001)
- Longest losing streak:** 3 games, four times (most recently: Feb. 24-March 3, 2007)
- Longest BIG EAST losing streak:** 3 games, twice (most recently: Feb. 24-March 3, 2007)
- Most points scored in a game:** 111 vs. West Virginia, Jan. 7, 1999
- Most points scored in a BIG EAST game:** 111 vs. West Virginia, Jan. 7, 1999
- Fewest points scored in a game:** 38 vs. Villanova, Jan. 24, 2004
- Fewest points scored in a BIG EAST game:** 38 vs. Villanova, Jan. 24, 2004
- Most points allowed in a game:** 106 by Connecticut, Dec. 8, 1998
- Most points allowed in a BIG EAST game:** 106 by Connecticut, Dec. 8, 1998
- Fewest points allowed in a game:** 31 by St. John's, Feb. 13, 2002
- Fewest points allowed in a BIG EAST game:** 31 by St. John's, Feb. 13, 2002
- Largest margin of victory:** 56, twice (most recently: 89-33 vs. Georgetown, March 4, 2001)
- Largest margin of victory in BIG EAST game:** 56 vs. Seton Hall (91-35), Jan. 31, 1998
- Largest margin of victory in home game:** 56 vs. Seton Hall (91-35), Jan. 31, 1998
- Largest margin of victory in road game:** 53 at Central Michigan (94-41), Nov. 29, 2007
- Largest losing margin:** 39 at Tennessee (89-50), March 17, 2002
- Most points allowed in a win:** 93 by Illinois (101-93), Nov. 24, 1998
- Most points scored in a loss:** 84 vs. Texas A&M (88-84, ot), Dec. 3, 1995
- Fewest points scored in a win:** 38 vs. Villanova (38-36), Jan. 24, 2004
- Fewest points allowed in a loss:** 48 vs. Villanova (48-45), Feb. 26, 2002
- Largest deficit overcome to win a game:** 18 at Vanderbilt (59-57), Dec. 30, 2008
- Largest deficit overcome to win a home game:** 15 vs. Pittsburgh (72-65), Feb. 28, 2006
- Largest lead given up in a loss:** 17 vs. Texas Tech (69-65), March 25, 2000
- Most consecutive points scored:** 31 vs. Pittsburgh, Jan. 18, 1997
- Most consecutive points scored (start of game):** 26 vs. Dayton, Dec. 13, 2003
- Highest field goal percentage:** .680 (34-50) vs. Boston College, Feb. 12, 1997
- Lowest field goal percentage:** .220 (13-59) at Seton Hall, March 1, 2005
- Highest three-point percentage:** 1.000 (5-5) vs. Duke, Nov. 17, 2004
- Highest free throw percentage:** 1.000 (18-18) at Valparaiso, Nov. 30, 2004
- Most three-point field goals made:** 13, twice (most recently: at Miami (Fla.), Jan. 2, 2002)
- Most free throws made:** 33, twice (most recently: vs. West Virginia, Feb. 4, 2007)
- Most assists:** 32 vs. Michigan State, Dec. 11, 1999
- Most blocked shots:** 16 vs. Boston College, Feb. 10, 2002
- Most steals:** 23 vs. Providence, Jan. 30, 2008
- Fewest turnovers:** 3 at Maryland, Nov. 16, 2007



**G Ashley Barlow**

Preseason All-BIG EAST
 Preseason Honorable Mention AP All-American
 Preseason Naismith Trophy Watch List

G Skylar Diggins

Preseason BIG EAST Freshman of the Year
 Preseason Naismith Trophy Watch List

G Lindsay Schrader

Preseason All-BIG EAST

the official Notre Dame athletics web site, www.UND.com, via the site's free multimedia package, Fighting Irish All-Access.

This year's TV slate continues a recent trend that has seen the Irish become a regular fixture on television. Beginning with the NCAA championship season of 2000-01 and continuing through this year, Notre Dame has played in 139 televised games, including 87 that were broadcast nationally.

Oh Captain, My Captain

Fifth-year senior guard **Lindsay Schrader** and senior guards **Ashley Barlow** and **Melissa Lechlitner** all return for their second year as team captains for the 2009-10 season. All three players received the captain's honor following a vote of their teammates prior to the season.

This marks the first time in program history that the same players are serving as captains in consecutive seasons.

Purcell Pavilion Opens Its Doors

Following an intensive five-month, \$26.3 million interior renovation, the arena for the newly-christened Purcell Pavilion at the Joyce Center made its regular season women's basketball debut on Nov. 15 when Notre Dame defeated Arkansas-Pine Bluff, 102-57.

The UAPB game was part of the culmination of a two-year project to upgrade the home for Notre Dame basketball and volleyball.

The first (exterior) phase of the project, that began in September 2008, involves construction of a new three-story structure at the south end of the arena. That structure will include a new three-story lobby, which will house the Notre Dame ticket operations (approximately 4,500 square feet) and a varsity shop to sell apparel and souvenirs (approximately 3,000 square feet), in addition to a new club seating and hospitality area.

Replacement of the existing arena seating footprint, including installation of single-color chair-back seating throughout the arena, began following the University's Commencement Exercises in May 2009 and was completed in time for the Irish volleyball team to play the first athletic event in the facility on Oct. 30 (a 3-1 win over Seton Hall). The entire project is scheduled for completion in January 2010.

The University announced in October 2007 that this ambitious arena renovation had received a \$12.5 million leadership gift from Notre Dame alumnus and Trustee **Philip J. Purcell III**, the retired chairman and chief executive officer of Morgan Stanley.

Additional cornerstone donations were made by: **Vincent J. Naimoli** ('59), whose \$5 million contribution will lead to the creation of the new Naimoli Family Club Room, and South Bend-area auto dealership owner **Mike Leep Sr.**, whose generous gift will be recognized with the naming of the Mike Leep Sr. Varsity Shop.

Irish Sign Three For 2010-11 Season

Notre Dame head coach **Muffet McGraw** announced Nov. 13 that three of the country's top high school student-athletes have chosen to continue their academic and athletic careers

with the Fighting Irish, each signing a National Letter of Intent to attend Notre Dame beginning in the fall of 2010.

Natalie Achonwa (last name pronounced *uh-CHAWN-wuh*), a 6-3 forward from Guelph, Ontario (St. Mary's Catholic Secondary School/National Elite Development Academy), **Ariel Braker**, a 6-1 forward from Grosse Pointe Woods, Mich. (Grosse Pointe North High School) and **Kayla McBride**, a 5-11 guard from Erie, Pa. (Villa Maria Academy) all made their official commitments to the Fighting Irish during the early signing period, which ended Nov. 18.

All three student-athletes are rated among the top 50 players in the country by various national recruiting services. As a group, this trio is ranked as the No. 10 recruiting class in the country by *All-Star Girls Report* (and a consensus top-16 class by other recruiting services), giving Notre Dame a Top 25 recruiting class for the 14th consecutive year, a streak only two other schools in the country (Connecticut and Tennessee) can match. It's also the third consecutive top-10 recruiting class for the Fighting Irish.

"I'm very excited about the class that we're signing this year," McGraw said. "I think we really addressed our needs, with three very good players coming in. They're going to change the way we do some things at both ends of the floor next year. We're going to be able to be more aggressive on defense because we're adding athleticism, length and speed, and on offense, we'll look at ways that we can take advantage of the size that we're going to have. It will probably be a whole new look, going from the more guard-oriented team that we have now, to next year when we'll have some depth in the post as well."

"Notre Dame emphasized strengthening their perimeter game and did so with size, athleticism and versatility," said **Dan Olson**, director of the *Collegiate Girls Basketball Report*.

The full press release, with a complete look at the newest members of the Notre Dame women's basketball program, is available online at <http://www.und.com/sports/w-baskbl/spec-rel/111309aab.html>.

Next Game: San Diego State

Notre Dame heads outside the continental United States for the first time in 14 years when it travels to the U.S. Virgin Islands for the 10th annual Paradise Jam, to be held Nov. 26-28 at the University of the Virgin Islands Sports & Fitness Center in Charlotte Amalie on St. Thomas, U.S.V.I.

The Irish will open up on Thanksgiving Day (a program first) at 3:15 p.m. ET (4:15 p.m. local) against reigning Mountain West Conference regular-season champion San Diego State. The Aztecs were 2-0 this season heading into their matchup with visiting Arizona on Saturday night, SDSU's final contest before heading to the Paradise Jam.

Notre Dame also will play South Carolina (Friday) and No. 20/16 Oklahoma (Saturday) during its trip to the Caribbean.

Top Purcell Pavilion Crowds

Rk.	Date	Opponent	Result	Atten.
T1.	1/15/01	#1 Connecticut	W, 92-76	11,418*
T1.	2/24/01	Georgetown	W, 65-53	11,418*
T1.	12/31/05	#1 Tennessee	L, 51-62	11,418*
T1.	1/5/08	#3 Tennessee	L, 63-87	11,418*
T1.	1/27/08	#1 Connecticut	L, 64-81	11,418*
T1.	12/7/08	#17 Purdue	W, 62-51	11,418*
7.	12/2/07	Michigan	W, 77-46	10,825
8.	1/27/09	Rutgers	L, 68-78	10,082
9.	2/8/09	#25 DePaul	W, 62-59	10,011
10.	2/10/02	#16 Boston College	W, 60-44	9,676
11.	3/19/01	Michigan (NCAA)	W, 88-54	9,597
12.	12/3/06	Indiana	L, 51-54	9,494
13.	1/4/03	#7 Purdue	L, 54-71	9,483
14.	11/15/09	Ark.-Pine Bluff	W, 102-57	9,080
15.	1/26/02	#16 Virginia Tech	W, 64-57	8,878
16.	2/10/08	#15 Pittsburgh	W, 81-66	8,831
17.	2/14/04	Providence	W, 81-51	8,760
18.	1/13/04	#4 Connecticut	W, 66-51	8,574
19.	1/29/02	Syracuse	W, 71-46	8,571
20.	3/17/01	Alcorn St. (NCAA)	W, 98-49	8,553

* = indicates sellout crowd (11,418 thru '08-09; currently 9,149)

Rankings from AP poll // **Boldface** games played this season





2009-10 University of Notre Dame Women's Basketball Results

Overall Record: 2-0 (Home: 1-0, Away: 1-0, Neutral: 0-0); BIG EAST Conference Record: 0-0

----- Notre Dame Highs -----											
Date	ND NR	Opp NR	Opponent	Time/Result	Streak	Record	BEC	Scorer	Rebounder	Assists	Attendance
Nov. 15	4/7		ARKANSAS-PINE BLUFF	W 102-57	W1	1-0		Bruszewski-19	Bruszewski-10	two with 6	9,080
Nov. 19	5/6	21/21	at Michigan State ^{BTN}	W 68-67	W2	2-0		Barlow-18	Schrader-14	Novosel-3	5,274
Nov. 22			IONA	2 p.m.							
Nov. 26			(1) vs. San Diego State	3:15 p.m.							
Nov. 27			(1) vs. South Carolina	1 p.m.							
Nov. 28			(1) vs. Oklahoma	3:15 p.m.							
Dec. 2			EASTERN MICHIGAN	7 p.m.							
Dec. 8			IPFW	7 p.m.							
Dec. 12			VALPARAISO	2 p.m.							
Dec. 20			CHARLOTTE	1 p.m.							
Dec. 29			at Central Florida ^{CBS C}	1 p.m.							
Dec. 31			VANDERBILT ^{CBS C}	2 p.m.							
Jan. 4			at Purdue ^{ESPN2}	7 p.m.							
Jan. 9			• VILLANOVA ^{BIG EAST TV}	2 p.m.							
Jan. 12			• SOUTH FLORIDA	7 p.m.							
Jan. 16			• at Connecticut ^{ESPN}	9 p.m.							
Jan. 19			• at Louisville ^{CBS C}	7 p.m.							
Jan. 24			• WEST VIRGINIA ^{ESPNU}	1 p.m.							
Jan. 27			• PROVIDENCE	7 p.m.							
Jan. 30			• at Syracuse	1 p.m.							
Feb. 1			• at Rutgers ^{ESPN2}	7:30 p.m.							
Feb. 6			• PITTSBURGH	2 p.m.							
Feb. 9			• at Cincinnati	7 p.m.							
Feb. 14			• DEPAUL ^{ESPN2}	3 p.m.							
Feb. 16			• at St. John's	7 p.m.							
Feb. 20			• at Georgetown	3 p.m.							
Feb. 23			• MARQUETTE	7 p.m.							
Feb. 27			• at Seton Hall	2 p.m.							
March 1			• CONNECTICUT ^{ESPN2}	7 p.m.							

BIG EAST Championship (Hartford, Conn. — XL Center)

March 5	First Round	TBA
March 6	Second Round ^{BIG EAST TV}	TBA
March 7	Quarterfinals ^{ESPNU}	TBA
March 8	Semifinals ^{ESPNU}	6/8 p.m. ET
March 9	Final ^{ESPN}	7 p.m. ET

NCAA Championship — First & Second Rounds (Notre Dame, Ind. — Purcell Pavilion at the Joyce Center)

March 21	First Round ^{ESPN/ESPN2}	TBA
March 23	Second Round ^{ESPN/ESPN2}	TBA

NCAA Regionals (Dayton, Ohio/Kansas City, Mo./Memphis, Tenn./Sacramento, Calif.)

March 27-28	Regional Semifinals ^{ESPN}	TBA
March 29-30	Regional Finals ^{ESPN}	TBA

NCAA Women's Final Four (San Antonio, Texas — Alamodome)

April 4	National Semifinals ^{ESPN}	TBA
April 6	National Championship ^{ESPN}	TBA

• = indicates BIG EAST Conference game

(1) = Paradise Jam (Charlotte Amalie, St. Thomas, U.S. Virgin Islands)

(c) = indicates capacity crowd

NR = national ranking (listed as Associated Press/ESPN-USA Today)

CBS CS = Game to be televised live on CBS College Sports

BIG EAST TV = Game to be televised live as part of BIG EAST-Regional Sports Networks package

BTN = Game televised live on the Big Ten Network

NOTE: All regular-season home games not scheduled for commercial TV (except Nov. 15) will be webcast live at UND.com.

Home games listed in ALL CAPS and played inside Purcell Pavilion at the Joyce Center (capacity 9,149)

2009-10 ATTENDANCE

	Totals	Avg.	High
All Games:	14,354	7,177	9,080 (11/15 - UAPB)
Home:	9,080	9,080	9,080 (11/15 - UAPB)
Away:	5,274	5,274	5,274 (11/19 - MSU)
Neutral:			

**2009-10 Notre Dame Women's Basketball Statistics — All Games****Overall Record: 2-0 (Home: 1-0, Away: 1-0, Neutral: 0-0)**

Player	GP-GS	Min.-Avg.	FG-A	Pct.	3FG-A	Pct.	FT-A	Pct.	OR	DR	Tot.	Avg.	PF-DQ	A	T	B	S	Pts.	Avg.
Barlow, Ashley	2-2	50-25.0	9-18	.500	5-8	.625	10-13	.769	4	8	12	6.0	3-0	4	5	0	4	33	16.5
Bruszewski, Becca	2-2	43-21.5	10-24	.417	0-4	.000	4-6	.667	8	7	15	7.5	2-0	3	4	0	0	24	12.0
Diggins, Skylar	2-0	48-24.0	7-16	.438	1-3	.333	8-11	.727	4	5	9	4.5	3-0	7	7	1	5	23	11.5
Schrader, Lindsay	2-2	55-27.5	11-21	.524	0-0	.000	1-6	.167	5	11	16	8.0	3-0	3	6	1	2	23	11.5
Novosel, Natalie	2-2	36-18.0	6-12	.500	0-2	.000	4-6	.667	3	2	5	2.5	7-0	9	8	1	6	16	8.0
Mallory, Brittany	2-0	36-18.0	6-13	.462	3-7	.429	0-0	.000	3	5	8	4.0	2-0	4	6	1	7	15	7.5
Williamson, Erica	2-0	20-10.0	6-9	.667	0-0	.000	2-4	.500	2	4	6	3.0	5-0	0	0	2	0	14	7.0
Miller, Fraderica	2-0	21-10.5	5-8	.625	0-0	.000	1-2	.500	3	4	7	3.5	5-0	2	3	0	0	11	5.5
Lechlitner, Melissa	2-2	57-28.5	2-15	.133	1-4	.250	2-2	1.000	2	5	7	3.5	2-0	8	2	0	5	7	3.5
Solomon, Erica	1-0	10-10.0	1-3	.333	0-0	.000	0-0	.000	1	1	2	2.0	2-0	0	1	1	0	2	2.0
Turner, Kaila	1-0	11-11.0	1-2	.500	0-1	.000	0-0	.000	0	1	1	1.0	0-0	2	2	0	0	2	2.0
Watson, Kellie	1-0	13-13.0	0-3	.000	0-3	.000	0-0	.000	0	1	1	1.0	2-0	1	0	1	1	0	0.0
Team									5	8	13	6.5							
Notre Dame	2	400	64-144	.444	10-32	.313	32-50	.640	40	62	102	51.0	36-0	43	44	8	30	170	85.0
Opponents	2	400	47-132	.356	7-30	.233	23-38	.605	32	51	83	41.5	43-2	27	54	13	23	124	62.0

Deadball Rebounds: Notre Dame 6, Opponents 7

Score by Periods	1st	2nd	Total
Notre Dame	99	71	— 170
Opponents	67	57	— 124

Starting Lineups

Game	F	G	G	G	G
N15 ARK.-PINE BLUFF	Bruszewski	Schrader	Barlow	Lechlitner	Novosel
N19 at Michigan State	Bruszewski	Schrader	Barlow	Lechlitner	Novosel
N22 IONA					
N26 vs. San Diego State					
N27 vs. South Carolina					
N28 vs. Oklahoma					
D2 EASTERN MICHIGAN					
D8 IPFW					
D12 VALPARAISO					
D20 CHARLOTTE					
D29 at Central Florida					
D31 VANDERBILT					
J4 at Purdue					
J9 VILLANOVA					
J12 SOUTH FLORIDA					
J16 at Connecticut					
J19 at Louisville					
J24 WEST VIRGINIA					
J27 PROVIDENCE					
J30 at Syracuse					
F1 at Rutgers					
F6 PITTSBURGH					
F9 at Cincinnati					
F14 DEPAUL					
F16 at St. John's					
F20 at Georgetown					
F23 MARQUETTE					
F27 at Seton Hall					
M1 CONNECTICUT					

Specialty Stats (ND/Opp)

Game	Paint	OffTO	2ndCh	FBreak	Bench
N15 ARK.-PINE BLUFF	64/26	41/15	26/14	16/6	47/19
N19 at Michigan State	30/44	23/13	15/17	2/0	20/23
N22 IONA					
N26 vs. San Diego State					
N27 vs. South Carolina					
N28 vs. Oklahoma					
D2 EASTERN MICHIGAN					
D8 IPFW					
D12 VALPARAISO					
D20 CHARLOTTE					
D29 at Central Florida					
D31 VANDERBILT					
J4 at Purdue					
J9 VILLANOVA					
J12 SOUTH FLORIDA					
J16 at Connecticut					
J19 at Louisville					
J24 WEST VIRGINIA					
J27 PROVIDENCE					
J30 at Syracuse					
F1 at Rutgers					
F6 PITTSBURGH					
F9 at Cincinnati					
F14 DEPAUL					
F16 at St. John's					
F20 at Georgetown					
F23 MARQUETTE					
F27 at Seton Hall					
M1 CONNECTICUT					



2009-10 Notre Dame Points-Rebounds-Assists

Opponent	Solomon	Diggins	Watson	Miller	Peters	Turner	Barlow	Novosel	Mallory	Lechlitner	Schrader	Bruszewski	Christiansen	Williamson
ARKANSAS-PINE BLUFF	INJ	14-8-5	0-1-1	11-7-2	INJ	2-1-2	15-5-2	10-4-6	10-6-3	0-4-6	11-2-2	19-10-2	INJ	10-5-0
at Michigan State	2-2-0	9-1-2	DNP	0-0-0	INJ	DNP	18-7-2	6-1-3	5-2-1	7-3-2	12-14-1	5-5-1	DNP	4-1-0
IONA														
(1) vs. San Diego State														
(1) vs. South Carolina														
(1) vs. Oklahoma														
EASTERN MICHIGAN														
IPFW														
VALPARAISO														
CHARLOTTE														
at Central Florida														
VANDERBILT														
at Purdue														
• VILLANOVA														
• SOUTH FLORIDA														
• at Connecticut														
• at Louisville														
• WEST VIRGINIA														
• PROVIDENCE														
• at Syracuse														
• at Rutgers														
• PITTSBURGH														
• at Cincinnati														
• DEPAUL														
• at St. John's														
• at Georgetown														
• MARQUETTE														
• at Seton Hall														
• CONNECTICUT														
• = BIG EAST Conference game // 1 = Paradise Jam (Charlotte Amalie, St. Thomas, U.S. Virgin Islands)														



2009-10 Notre Dame Game-By-Game Team Statistics

Date	Opponent	W/L	Score	Overall		3-Point		FT-A		Rebs.		A	TO	B	S	1 - 2	Tot
				FG-A	Pct.	FG-A	Pct.	Pct.	Pct.	Off-Def-Tot	PF-DQ						
N15	NOTRE DAME	hW	102-57	42-79	.532	5-16	.313	13-25	.520	25-33-58	16-0	31	27	2	21	58-44	102
	ARK.-PINE BLUFF			21-68	.309	6-23	.261	9-16	.563	18-20-38	21-0	14	33	4	17	34-23	57
N19	NOTRE DAME	aW	68-67	22-65	.338	5-16	.313	19-25	.760	15-29-44	20-0	12	17	6	9	41-27	68
	at Michigan State (21/21)			26-64	.406	1-7	.143	14-22	.636	14-31-45	22-2	13	21	9	6	33-34	67



2009-10 Miscellaneous Statistics

	ALL GAMES	vs. BIG EAST OPPONENTS
Most First Half Points Scored	58 vs. Arkansas-Pine Bluff (11/15)	
Most First Half Points Allowed	34 by Arkansas-Pine Bluff (11/15)	
Most Second Half Points Scored	44 vs. Arkansas-Pine Bluff (11/15)	
Most Second Half Points Allowed	34 by Michigan State (11/19)	
Fewest First Half Points Scored	41 at Michigan State (11/19)	
Fewest First Half Points Allowed	33 by Michigan State (11/19)	
Fewest Second Half Points Scored	27 at Michigan State (11/19)	
Fewest Second Half Points Allowed	23 by Arkansas-Pine Bluff (11/15)	

Largest Leads

Notre Dame: 45, twice — 100-55 (1:42, 2nd) and 102-57 (0:00, 2nd) vs. Arkansas-Pine Bluff (ND 102-57), 11/15

Opponent: 5 — 56-51 (10:16, 2nd) by Michigan State (ND 68-67), 11/19

Largest Deficit Overcome in a Win: 5 — 56-51 (10:16, 2nd) by Michigan State (ND 68-67), 11/19

Largest Halftime Deficit Overcome in a Win: N/A

Largest Lead Surrendered in a Loss: N/A

Largest Halftime Lead Surrendered in a Loss: N/A

Halftime Leads: ND: 2 (ND Record — 2-0; 0-0 vs. BIG EAST) // Opponents: 0 (ND Record — 0-0; 0-0 vs. BIG EAST)

Rebound Advantage: ND: 1 (ND Record — 1-0; 0-0 vs. BIG EAST) // Opponents: 1 (ND Record — 1-0; 0-0 vs. BIG EAST)

Bench Scoring Advantage: ND: 1 (ND Record — 1-0; 0-0 vs. BIG EAST) // Opponents: 1 (ND Record — 1-0; 0-0 vs. BIG EAST)

Notre Dame Margin: +25 points, +12.5 ppg. (ND — 67 pts., 33.5 ppg.; Opponents — 42 pts., 21.0 ppg.)

Point Differential 1 45

Notre Dame Wins 1 1

Notre Dame Losses 0 0

Complete Games Played: 0 // Opponents: 0

Most Minutes: 34 by three players (Ashley Barlow/Melissa Lechlitner/Lindsay Schrader at Michigan State, 11/19)

Charges Taken: 4 (Bruszewski 2, Schrader 2) // Opponents: 4

Most Charges Taken (Individual - Game): 2 by Becca Bruszewski at Michigan State, 11/19

Most Charges Taken (Team - Game): 3 at Michigan State, 11/19

Shot Clock Violations Forced: 1 // Opponents: 0

Most Shot Clock Violations Forced (Game): 1 vs. Arkansas-Pine Bluff, 11/15

Scoring

Double-Figure Games: 10 (Barlow 2, Schrader 2, Bruszewski 1, Diggins 1, Mallory 1, Miller 1, Novosel 1, Williamson 1) // Opponents: 5

20-29-Point Games: 0 // Opponents: 1

30-39-Point Games: 0 // Opponents: 0

Game-High Honors*: 1 (Bruszewski 1)

Team-High Honors*: 2 (Barlow 1, Bruszewski 1)

Rebounding

Double-Figure Games: 2 (Bruszewski 1, Schrader 1) // Opponents: 1

Game-High Honors*: 2 (Bruszewski 1, Schrader 1)

Team-High Honors*: 2 (Bruszewski 1, Schrader 1)

Assists

Double-Figure Games: 0 // Opponents: 0

Game-High Honors*: 2 (Lechlitner 1, Novosel 1)

Team-High Honors*: 3 (Novosel 2, Lechlitner 1)

Double-Doubles

Points/Rebounds: 2 (Bruszewski 1 - UAPB; Schrader 1 - MSU) // Opponents: 1

* = totals may not add up to games played due to ties



The Last Time It Happened...

Notre Dame recorded a...

30-point win was on 11/15/09 — ND 102, Arkansas-Pine Bluff 57 (45 points)*

40-point win was on 11/15/09 — ND 102, Arkansas-Pine Bluff 57 (45 points)*

50-point win was on 11/20/07 — ND 94, Central Michigan 41 (53 points)

30-point loss was on 3/17/02 — Tennessee 89, ND 50 (39 points) (*NCAA Mideast Region Second Round at Knoxville, Tenn.*)

Notre Dame shot...

60% on FGs was on 11/23/08 — 64.6% (42-65) at Boston College (ND 102-54)

65% on FGs was on 2/12/97 — 68.0% (34-50) vs. Boston College (ND 91-64)*

90% on FTs was on 11/19/08 — 91.7% (11-12) vs. Evansville (ND 96-61)*

Notre Dame...

won 10 games in a row was from 11/20/07 thru 1/2/08 — 10 straight

won 15 games in a row was from 11/17/00 thru 2/14/01 — 23 straight

won 20 games in a row was from 11/17/00 thru 2/14/01 — 23 straight

lost 5 games in a row was from 3/21/91 thru 11/24/91 — 5 straight (across two seasons)

scored 100 points was on 11/15/09 (ND 102, Arkansas-Pine Bluff 57)*

- scored 100 points on the road was on 11/23/08 (ND 102, Boston College 54)

- scored 100 points at a neutral site was on 11/24/89 vs. Liberty (ND 113-35) (*Rotary Classic at Orlando, Fla.*)

- scored 100 points & lost never

allowed 100 points was on 12/8/98 (Connecticut 106, ND 81)*

scored less than 50 points was on 3/8/09 (Villanova 58, ND 47) (*BIG EAST Championship Quarterfinal at Hartford, Conn.*)

allowed less than 50 points was on 3/7/09 (ND 62, St. John's 45) (*BIG EAST Championship Second Round at Hartford, Conn.*)

played an overtime game was on 12/10/08 (Michigan 63, ND 59 - ot)

rallied from a double-digit deficit to win was on 2/17/09 — 14 points (33-19, 8:55, 1st) at South Florida (ND 86-79)

gave up a double-digit deficit and lost was on 3/8/09 — 10 points (15-5, 9:18, 1st) vs. Villanova (VU 58-47) (*BIG EAST Championship Quarterfinal at Hartford, Conn.*)

won on a "last second" shot was on 12/5/07 (ND 86, Bowling Green 84 - ot — Charel Allen jumper at 0:00.8 in overtime)

lost on a "last second" shot was on 1/12/02 (Villanova 60, ND 59 — Mimi Riley jumper at 0:00.4)

had five double-figure scorers was on 11/15/09 (ND 102, Arkansas-Pine Bluff 57) — Becca Bruszewski 19, Ashley Barlow 15, Skylar Diggins 14, Fraderica Miller 11, Lindsay Schrader 11, Brittany Mallory 10, Natalie Novosel 10, Erica Williamson 10* (**school record**)

had six double-figure scorers was on 11/15/09 (ND 102, Arkansas-Pine Bluff 57) — Becca Bruszewski 19, Ashley Barlow 15, Skylar Diggins 14, Fraderica Miller 11, Lindsay Schrader 11, Brittany Mallory 10, Natalie Novosel 10, Erica Williamson 10* (**school record**)

had seven double-figure scorers was on 11/15/09 (ND 102, Arkansas-Pine Bluff 57) — Becca Bruszewski 19, Ashley Barlow 15, Skylar Diggins 14, Fraderica Miller 11, Lindsay Schrader 11, Brittany Mallory 10, Natalie Novosel 10, Erica Williamson 10* (**school record**)

had eight double-figure scorers was on 11/15/09 (ND 102, Arkansas-Pine Bluff 57) — Becca Bruszewski 19, Ashley Barlow 15, Skylar Diggins 14, Fraderica Miller 11, Lindsay Schrader 11, Brittany Mallory 10, Natalie Novosel 10, Erica Williamson 10* (**school record**)

had no double-figure scorers was on 2/8/04 (Seton Hall 51, ND 45)

had two double-figure rebounders was on 3/7/09 (ND 62, St. John's 45) — Lindsay Schrader 11, Erica Williamson 11 (*BIG EAST Championship Second Round at Hartford, Conn.*)

had two players with "double-doubles" was on 3/23/08 (ND 75, SMU 62) — Ashley Barlow (20p, 12r) & Charel Allen (14p, 11r) (*NCAA Oklahoma City Region First Round at West Lafayette, Ind.*)

had three players with "double-doubles" was on 1/26/05 (ND 72, St. John's 65) — Crystal Erwin (14p, 10r), Megan Duffy (14p, 10a) & Jacqueline Batteast (10p, 10r)*

had two 20-point scorers was on 2/24/09 (ND 90, Syracuse 79) — Lindsay Schrader 23, Becca Bruszewski 20*

had three 20-point scorers was on 1/7/99 (ND 111, West Virginia 90) — Danielle Green 28, Sheila McMillen 26, Ruth Riley 23*

had a "point-a-minute" scorer (min. 10 minutes) was on 11/23/08 (ND 102, Boston College 54) — Erica Solomon 15p/14m

made 10 three-point field goals was on 3/3/02 (Syracuse 84, ND 79) — 10-26 (38.5%) on threes (*BIG EAST Championship Quarterfinal at Piscataway, N.J.*)

committed 10 turnovers or less was on 3/22/09 (Minnesota 79, ND 71) — 10 turnovers* (*NCAA Trenton Region First Round at Notre Dame, Ind.*)

committed 25 turnovers or more was on 11/15/09 (ND 102, Arkansas-Pine Bluff 57) — 27 turnovers*

forced 25 turnovers or more was on 11/15/09 (ND 102, Arkansas-Pine Bluff 57) — 33 turnovers*

An Irish player had...

25 points was on 2/17/09 — Lindsay Schrader (26) at South Florida (ND 86-79)

30 points was on 3/25/08 — Charel Allen (35) vs. Oklahoma (ND 79-75, ot) (*NCAA Oklahoma City Region Second Round at West Lafayette, Ind.*)

35 points was on 3/25/08 — Charel Allen (35) vs. Oklahoma (ND 79-75, ot) (*NCAA Oklahoma City Region Second Round at West Lafayette, Ind.*)

40 points was on 1/30/99 — Ruth Riley (41) at Providence (ND 97-59) (**school record**)

15 rebounds was on 1/31/09 — Lindsay Schrader (15) vs. Cincinnati (ND 66-50)*

20 rebounds was on 1/20/88 — Heidi Bunek (20) at DePaul (DPU 80-77)

10 assists was on 2/26/05 — Megan Duffy (10) vs. West Virginia (ND 82-57)*

5 blocks was on 2/24/09 — Erica Williamson (5) vs. Syracuse (ND 90-79)*

5 steals was on 2/28/09 — Natalie Novosel (5) at Providence (ND 65-56)

a "double-double" was on 11/19/09 — Lindsay Schrader (12p, 14r) at Michigan State (ND 68-67)

a "triple-double" was on 2/15/90 — Sara Liebscher (17p, 12r, 10a) vs. Detroit (ND 99-58)*

20 pts & 10 rebs was on 2/17/09 — Lindsay Schrader (26p, 11r) at South Florida (ND 86-79)

20 pts & 20 rebs was on 1/20/88 — Heidi Bunek (25p, 20r) at DePaul (DPU 80-77)

a 4-point play was on 3/8/09 — Ashley Barlow (1:34, 2nd) vs. Villanova (VU 58-47) (*BIG EAST Championship Quarterfinal at Hartford, Conn.*)

a halfcourt shot was on 1/2/07 — Breona Gray (0:00, 1st) at Seton Hall (ND 64-61)

An opposing player had...

25 points was on 2/3/09 — Shavonte Zellous (29), Pittsburgh (PITT 82-70)

30 points was on 11/29/08 — Aisha Jefferson (34), Michigan State (ND 78-72)*

35 points was on 1/16/95 — Angela Simpson (37), Northwestern State (La.) (NSU 103-93) (*NWIT Semifinal at Amarillo, Texas*)

10 rebounds was on 11/19/09 — Lykendra Johnson (12), Michigan State (ND 68-67)

15 rebounds was on 2/3/09 — Shayla Scott (18), Pittsburgh (PITT 82-70)

20 rebounds was on 1/8/89 — Wendy Scholtens (20), Vanderbilt (VU 86-64)

10 assists was on 1/27/08 — Keti Swannier (11), Connecticut (UCONN 81-64)*

5 blocks was on 3/25/08 — Courtney Paris (5), Oklahoma (ND 79-75, ot) (*NCAA Oklahoma City Second Round at West Lafayette, Ind.*)

5 steals was on 11/15/09 — LaQuisha Slaton (6), Arkansas-Pine Bluff (ND 102-57)*

a "double-double" was on 11/19/09 — Lykendra Johnson (14p, 12r), Michigan State (ND 68-67)

a "triple-double" was on 2/7/06 — Liad Suez-Karni (14p, 10r, 10a), Villanova (VU 69-65 - ot)*

* = indicates Notre Dame home game



2009-10 Notre Dame Women's Basketball Box Scores

GAME 1

#4/7 Notre Dame 102, Ark.-Pine Bluff 57
November 15, 2009
Purcell Pavilion (Notre Dame, Ind.)

GAME 2

#5/6 Notre Dame 68, #21 Michigan State 67
November 19, 2009
Breslin Center (East Lansing, Mich.)

Arkansas-Pine Bluff (57)

Player	min	fg-a	3fg-a	ft-a	reb	ast	pf	tp
Holmes	35	4-14	2-5	4-9	5	2	3	14
Smith	17	2-6	0-0	0-0	6	0	1	4
Okwumabua	21	1-4	0-0	0-0	5	3	3	2
Slaton	35	2-8	0-2	2-2	3	5	2	6
Brown	31	4-9	4-9	0-0	4	1	3	12
Hammond	7	0-3	0-2	0-0	0	0	3	0
Blanks	6	0-3	0-1	0-0	0	0	1	0
Walker	1	0-0	0-0	0-0	0	0	1	0
Vaughn	2	0-0	0-0	0-0	0	0	0	0
Jackson	23	3-8	0-2	0-2	5	3	2	6
Cooper	0+	0-1	0-0	0-0	0	0	0	0
Abrams	21	5-12	0-2	3-3	3	0	2	13
Gentry	1	0-0	0-0	0-0	0	0	0	0
Team					7			
Totals	200	21-68	6-23	9-16	38	14	21	57

Notre Dame (102)

Player	min	fg-a	3fg-a	ft-a	reb	ast	pf	tp
Bruszewski	22	8-14	0-1	3-4	10	2	1	19
Barlow	16	5-8	2-3	3-3	5	2	3	15
Novosel	24	4-8	0-1	2-4	4	6	3	10
Lechlitner	23	0-6	0-1	0-0	4	6	0	0
Schrader	21	5-7	0-0	1-5	2	2	0	11
Diggins	23	6-10	1-2	1-3	8	5	1	14
Watson	13	0-3	0-3	0-0	1	1	2	0
Miller	20	5-8	0-0	1-2	7	2	3	11
Turner	11	1-2	0-1	0-0	1	2	0	2
Mallory	19	4-7	2-4	0-0	6	3	1	10
Williamson	8	4-6	0-0	2-4	5	0	2	10
Team					5			
Totals	200	42-79	5-16	13-25	58	31	16	102

Ark.-Pine Bluff	34	23	-	57
Notre Dame	58	44	-	102

FG Pct: Arkansas-Pine Bluff 30.9, Notre Dame 53.2. **3-PT FG Pct:** Arkansas-Pine Bluff 26.1, Notre Dame 31.3. **FT Pct:** Arkansas-Pine Bluff 56.3, Notre Dame 52.0. **Turnovers:** Arkansas-Pine Bluff 33, Notre Dame 27. **Blocked Shots:** Arkansas-Pine Bluff 4 (Abrams 2), Notre Dame 2. **Steals:** Arkansas-Pine Bluff 17 (Slaton 6), Notre Dame 21 (Mallory 6). **Attendance:** 9,080.

NOTES: Notre Dame had a school-record eight players score in double figures, eclipsing the old standard of seven double-digit scorers that was first set on Feb. 6, 1997 vs. Syracuse (90-73 win at the Joyce Center) and matched on Jan. 19, 2008, in a 104-86 win at Georgetown ... Notre Dame improves to 25-8 (.758) all-time in season openers, including a 20-3 (.870) record in the Muffet McGraw era (1987-88 to present) and an active 15-game winning streak that mirrors the program's membership in the BIG EAST (1995-96 to present) ... The Irish also raise their record in home openers to 25-8 (.759), with a 19-4 (.826) mark in the McGraw era ... Arkansas-Pine Bluff was the 179th different opponent in the 33-year history of Notre Dame women's basketball, with the Irish moving to 40-5 (.889) against new opponents since joining the BIG EAST, and a 20-1 (.952) record since 2000-01 and a current 15-game winning streak ... Notre Dame now has won 18 consecutive home games vs. first-time opponents ... the Irish topped the 100-point mark for the 13th time in school history, and the third time in less than two calendar years (104-86 at Georgetown on Jan. 19, 2008; 102-54 at Boston College on Nov. 23, 2008) ... Notre Dame hits the century mark at home for the first time since Nov. 26, 2002, when the Irish toppled Cleveland State, 107-65 ... Notre Dame's 45-point margin of victory was its third-largest in a season opener, topped only by a 113-35 win over Liberty at the UCF Rotary Classic in Orlando on Nov. 24, 1989, and a 98-50 win over Miami (Ohio) on Nov. 9, 2007, in the opening round of the Preseason WNIT at the Joyce Center ... Notre Dame's 31 assists were the most for the Irish in a single game since Nov. 20, 2000, when they also recorded 31 assists in a 95-65 win over Arizona at the Joyce Center; leading the way for Notre Dame on that night was current Irish assistant coach Niele Ivey, who had a double-double with 14 points and 11 assists ... Becca Bruszewski logged her second career double-double ... Fraderica Miller posted new career highs with 11 points and seven rebounds ... Brittany Mallory saw her first action since suffering a torn ACL in her left knee on Dec. 10, 2008 at Michigan and had a career-high six steals ... Natalie Novosel earned her first career start and dished out a career-high six assists ... Lindsay Schrader moved into 22nd place on Notre Dame's all-time scoring list with 1,068 points ... the crowd of 9,080 for the regular-season debut of the newly-renovated Purcell Pavilion was the 14th-highest attendance in arena history and the largest home crowd ever for a Notre Dame women's basketball season opener.

Notre Dame (68)

Player	min	fg-a	3fg-a	ft-a	reb	ast	pf	tp
Bruszewski	21	2-10	0-3	1-2	5	1	1	5
Barlow	34	4-10	3-5	7-10	7	2	0	18
Novosel	12	2-4	0-1	2-2	1	3	4	6
Lechlitner	34	2-9	1-3	2-2	3	2	2	7
Schrader	34	6-14	0-0	0-1	14	1	3	12
Solomon	10	1-3	0-0	0-0	2	0	2	2
Diggins	25	1-6	0-0	7-8	1	2	2	9
Miller	1	0-0	0-0	0-0	0	0	2	0
Mallory	17	2-6	1-3	0-0	2	1	1	5
Williamson	12	2-3	0-0	0-0	1	0	3	4
Team					8			
Totals	200	22-65	5-16	19-25	44	12	20	68

Michigan State (67)

Player	min	fg-a	3fg-a	ft-a	reb	ast	pf	tp
Jefferson	20	2-6	0-0	0-1	2	0	1	4
Johnson	34	5-7	1-2	3-4	12	3	5	14
DeHaan	25	7-16	0-1	6-9	8	1	1	20
Washington	18	2-2	0-0	0-0	1	1	0	4
Thomas, B.	30	0-7	0-1	2-2	1	1	2	2
Thomas, J.	11	4-7	0-0	0-0	3	0	4	8
Piechowski	4	0-0	0-0	0-0	1	1	0	0
Poole	21	3-5	0-2	2-4	1	0	2	8
Wilson	7	2-2	0-0	0-0	0	1	1	4
Keane	19	0-4	0-1	1-2	5	4	5	1
Aitch	11	1-8	0-0	0-0	6	1	1	2
Team					5			
Totals	200	26-64	1-7	14-22	45	13	22	67

Notre Dame	41	27	-	68
Michigan State	33	34	-	67

FG Pct: Notre Dame 33.8, Michigan State 40.6. **3-PT FG Pct:** Notre Dame 31.3, Michigan State 14.3. **FT Pct:** Notre Dame 76.0, Michigan State 63.6. **Turnovers:** Notre Dame 17, Michigan State 21. **Blocked Shots:** Notre Dame 6 (Williamson 2), Michigan State 9 (DeHaan 4). **Steals:** Notre Dame 9 (Barlow, Novosel, Lechlitner 2), Michigan State 6 (Keane 3). **Technical Fouls:** Notre Dame team (too many players). **Attendance:** 5,274.

NOTES: Notre Dame picks up its first win over a ranked opponent since Feb. 8, 2009, when the Fighting Irish defeated visiting No. 25 DePaul, 62-59 at the former Joyce Center ... it's also the first road win for Notre Dame at a ranked team since Dec. 30, 2008, when the Fighting Irish capped a school-record 18-contest comeback for a 59-57 win at No. 20/19 Vanderbilt ... Notre Dame earns its first win at Michigan State since Dec. 21, 1998, when the Fighting Irish defeated the Spartans, 75-64 at the Breslin Center ... Notre Dame claims its second consecutive win over MSU and trims the Spartans' all-time series lead to 8-6 (Michigan State's record books add one more MSU win to the total in a game that was played before Notre Dame's program achieved varsity status in 1977-78) ... eight of the 14 series games between the Fighting Irish and Spartans have been decided by single digits, including a pair of overtime contests (both MSU wins) ... Notre Dame improves to 21-9 (.700) in its last 30 true road games, dating back to the start of the 2007-08 season ... the Fighting Irish have won 12 of their last 18 games against Big Ten Conference opponents, and are 39-48 (.448) all-time against that league ... Notre Dame moves to 53-20 (.726) all-time against Michigan schools, with a 33-8 (.805) record in the 23-year Muffet McGraw era ... the Fighting Irish are 165-17 (.907) in the past decade (2000-01 to present) when owning the lead at halftime, with wins in 93 of their last 104 such contests ... fifth-year senior guard Lindsay Schrader logged her 12th career double-double, breaking current assistant coach Niele Ivey's school record for career double-doubles by a guard set from 1996-2001 ... Schrader's 14 rebounds were one off her career of 15 boards, set on Jan. 31, 2009 in a win over Cincinnati at the former Joyce Center.

#1 Erica Solomon

Forward • 6-2 • So.-1V • Charleston, W.Va. (Detroit (Mich.) Country Day School)

Did You Know?


- ◆ Nickname is “Rock” after her middle name (Raquel).
- ◆ Has fond memories of MSU’s Breslin Center, having helped Detroit Country Day School win 2008 Michigan Class B title in that building.
- ◆ Graduated from same high school that produced NBA standouts Chris Webber and Shane Battier, as well as former Irish All-America women’s soccer player/current U.S. National Team member Kate (Sobrero) Markgraf, among others.
- ◆ One of seven Irish basketball players who also competed in another sport in high school — was a successful high jumper, setting school record in the event (5 ft., 6 in.).

2009-10 Highlights

- ◆ Made season debut at #21 Michigan State after missing UAPB game with sprained ankle suffered in practice.

Solomon Game-by-Game

2009-10	MP	FG	3FG	FT	O-R	A	T	B	S	Pts
Ark.-Pine Bluff	Did not play (injured)								
at Michigan St.	10	1-3	0-0	0-0	1-2	0	1	1	0	2
lona										
vs. San Diego St.										
vs. South Carolina										
vs. Oklahoma										
Eastern Michigan										
IPFW										
Valparaiso										
Charlotte										
at Central Florida										
Vanderbilt										
at Purdue										
Villanova										
South Florida										
at Connecticut										
at Louisville										
West Virginia										
Providence										
at Syracuse										
at Rutgers										
Pittsburgh										
at Cincinnati										
DePaul										
at St. John’s										
at Georgetown										
Marquette										
at Seton Hall										
Connecticut										
* - game started										



Career Highs

Points

15 at Boston College (11/23/08)

Rebounds

10 at Villanova (1/24/09)

Assists

2, five times (MR: at Villanova, 1/24/09)

Field Goals

6 at Pittsburgh (2/3/09)

Field Goal Attempts

11 at Pittsburgh (2/3/09)

3-Point Field Goals

None

3-Point Field Goal Attempts

None

Free Throws

6, twice (MR: at EMU, 12/2/08)

Free Throw Attempts

10 at Eastern Michigan (12/2/08)

Steals

3 at Valparaiso (12/13/08)

Blocked Shots

4 at Eastern Michigan (12/2/08)

Minutes Played

24, twice (MR: at USF, 2/17/09)

Miscellaneous

Double-doubles	0
Double-figure scoring games	7
20-point games	0
Double-figure rebound games	1
5-block games	0
5-steal games	0

Solomon’s Career Statistics — All Games


Season	GP-GS	Min.-Avg.	FG-FGA	Pct.	3FG-3FGA	Pct.	FT-FTA	Pct.	Off	Def	Reb	Avg.	PF-DQ	A	T	B	S	Pts	Avg.
2008-09	31-0	512-16.5	66-154	.429	0-0	.000	53-86	.616	70	68	138	4.5	75-0	21	44	38	17	185	6.0
2009-10	1-0	10-10.0	1-3	.333	0-0	.000	0-0	.000	1	1	2	2.0	2-0	0	1	1	0	2	2.0
TOTALS	32-0	522-16.3	67-157	.427	0-0	.000	53-86	.616	71	69	140	4.4	77-0	21	45	39	17	187	5.8

Solomon’s Career Statistics — BIG EAST Games

Season	GP-GS	Min.-Avg.	FG-FGA	Pct.	3FG-3FGA	Pct.	FT-FTA	Pct.	Off	Def	Reb	Avg.	PF-DQ	A	T	B	S	Pts	Avg.
2008-09	16-0	260-16.3	33-73	.452	0-0	.000	18-35	.514	39	33	72	4.5	50-0	10	26	20	8	84	5.3
TOTALS	16-0	260-16.3	33-73	.452	0-0	.000	18-35	.514	39	33	72	4.5	50-0	10	26	20	8	84	5.3

#10 Kellie Watson

Forward • 6-2 • So.-1V • Ionia, Mich. (Ionia HS)



Did You Know?

- ◆ Tied for team-high rebounding honors on Notre Dame's 2009 European tour (6.3 rpg.), including a team-high 10 rebounds in win at GEAS Sesto San Giovanni on May 14.
- ◆ One of seven Irish basketball players who also competed in another sport in high school — was two-time all-state softball player who set school single-season records for doubles (86) and triples (27), while leading team to a regional title.
- ◆ Is an accomplished juggler, having been known to perform with items as large as bowling pins on occasion; in fact, she received a juggling kit as a Christmas gift last year.

2009-10 Highlights

- ◆ Has been slowed during preseason by nagging knee problem.

Watson Game-by-Game

2009-10	MP	FG	3FG	FT	O-R	A	T	B	S	Pts
Ark.-Pine Bluff	13	0-3	0-3	0-0	0-1	1	0	1	1	0
at Michigan St.	Did not play									
Ionia										
vs. San Diego St.										
vs. South Carolina										
vs. Oklahoma										
Eastern Michigan										
IPFW										
Valparaiso										
Charlotte										
at Central Florida										
Vanderbilt										
at Purdue										
Villanova										
South Florida										
at Connecticut										
at Louisville										
West Virginia										
Providence										
at Syracuse										
at Rutgers										
Pittsburgh										
at Cincinnati										
DePaul										
at St. John's										
at Georgetown										
Marquette										
at Seton Hall										
Connecticut										
* - game started										

Career Highs

Points

18 vs. Michigan State (11/29/08)

Rebounds

6, twice (MR: vs. Purdue, 12/7/08)

Assists

3, four times (MR: vs. West Virginia, 3/2/09)

Field Goals

6 vs. Michigan State (11/29/08)

Field Goal Attempts

12 vs. Loyola-Chicago (12/20/08)

3-Point Field Goals

6 vs. Michigan State (11/29/08)
(tied ND Joyce Center record)

3-Point Field Goal Attempts

9 vs. Michigan State (11/29/08)

Free Throws

4 vs. Loyola-Chicago (12/20/08)

Free Throw Attempts

6 vs. Loyola-Chicago (12/20/08)

Steals

2, three times (MR: vs. Minn., 3/22/09)

Blocked Shots

2 vs. Evansville (11/19/08)

Minutes Played

27 vs. Loyola-Chicago (12/20/08)

Miscellaneous

Double-doubles0
Double-figure scoring games3
20-point games0
Double-figure rebound games0
5-assist games0
5-steal games0

Watson's Career Statistics — All Games

Season	GP-GS	Min.-Avg.	FG-FGA	Pct.	3FG-3FGA	Pct.	FT-FTA	Pct.	Off	Def	Reb	Avg.	PF-DQ	A	T	B	S	Pts	Avg.
2008-09	31-0	460-14.8	37-141	.262	28-94	.298	17-26	.654	17	59	76	2.5	37-1	29	42	10	12	119	3.8
2009-10	1-0	13-13.0	0-3	.000	0-3	.000	0-0	.000	0	1	1	1.0	2-0	1	0	1	1	0	0.0
TOTALS	32-0	473-14.8	37-144	.257	28-97	.289	17-26	.654	17	60	77	2.4	39-1	30	42	11	13	119	3.7

Watson's Career Statistics — BIG EAST Games

Season	GP-GS	Min.-Avg.	FG-FGA	Pct.	3FG-3FGA	Pct.	FT-FTA	Pct.	Off	Def	Reb	Avg.	PF-DQ	A	T	B	S	Pts	Avg.
2008-09	16-0	214-13.4	13-65	.200	10-46	.217	6-8	.750	7	27	34	2.1	19-0	19	18	2	3	42	2.6
TOTALS	16-0	214-13.4	13-65	.200	10-46	.217	6-8	.750	7	27	34	2.1	19-0	19	18	2	3	42	2.6

#12 Fraderica Miller

Guard • 5-10 • So.-1V • Ellenwood, Ga. (The Marist School)



Did You Know?

- ◆ First name is pronounced “fruh-DARE-uh-kuh” ... nickname is “Fred”.
- ◆ Shot team-high .636 (7-11) from floor and started twice on Notre Dame’s 2009 European tour, while also finishing third on squad in steals (2.7 spg.).
- ◆ Also strong in the classroom, earning dean’s list honors in spring 2009 with 3.667 semester GPA (she is enrolled in Notre Dame’s Mendoza College of Business but has not yet declared a major).
- ◆ One of seven Irish basketball players who also competed in another sport in high school — ran track & field, competing primarily in sprints (100m/200m/400m).

2009-10 Highlights

- ◆ Enjoyed finest night of her career in season opener vs. Arkansas-Pine Bluff, logging personal bests in points (11), rebounds (7), field goals made-attempted (5-8), free throws made (1) and minutes played (20) ... also was her first career double-digit scoring night (scored 17 points all of last year).

Miller Game-by-Game

2009-10	MP	FG	3FG	FT	O-R	A	T	B	S	Pts
Ark.-Pine Bluff	20	5-8	0-0	1-2	3-7	2	3	0	0	11
at Michigan St.	1	0-0	0-0	0-0	0-0	0	0	0	0	0
Iona										
vs. San Diego St.										
vs. South Carolina										
vs. Oklahoma										
Eastern Michigan										
IPFW										
Valparaiso										
Charlotte										
at Central Florida										
Vanderbilt										
at Purdue										
Villanova										
South Florida										
at Connecticut										
at Louisville										
West Virginia										
Providence										
at Syracuse										
at Rutgers										
Pittsburgh										
at Cincinnati										
DePaul										
at St. John’s										
at Georgetown										
Marquette										
at Seton Hall										
Connecticut										

* - game started

Career Highs

Points

11 vs. Ark.-Pine Bluff (11/15/09)

Rebounds

7 vs. Ark.-Pine Bluff (11/15/09)

Assists

2, three times (MR: vs. UAPB, 11/15/09)

Field Goals

5 vs. Ark.-Pine Bluff (11/15/09)

Field Goal Attempts

8 vs. Ark.-Pine Bluff (11/15/09)

3-Point Field Goals

None

3-Point Field Goal Attempts

None

Free Throws

1, twice (MR: vs. UAPB, 11/15/09)

Free Throw Attempts

5 vs. Loyola-Chicago (12/20/08)

Steals

3 vs. Loyola-Chicago (12/20/08)

Blocked Shots

None

Minutes Played

20 vs. Ark.-Pine Bluff (11/15/09)

Miscellaneous

Double-doubles	0
Double-figure scoring games	1
20-point games	0
Double-figure assist games	0
5-assist games	0
5-steal games	0

Miller’s Career Statistics — All Games

Season	GP-GS	Min.-Avg.	FG-FGA	Pct.	3FG-3FGA	Pct.	FT-FTA	Pct.	Off	Def	Reb	Avg.	PF-DQ	A	T	B	S	Pts	Avg.
2008-09	23-0	92-4.0	8-11	.727	0-0	.000	1-5	.200	6	7	13	0.6	25-0	8	5	0	15	17	0.7
2009-10	2-0	21-10.5	5-8	.625	0-0	.000	1-2	.500	3	4	7	3.5	5-0	2	3	0	0	11	5.5
TOTALS	25-0	113-4.5	13-19	.684	0-0	.000	2-7	.286	9	11	20	0.8	30-0	10	8	0	15	28	1.1

Miller’s Career Statistics — BIG EAST Games

Season	GP-GS	Min.-Avg.	FG-FGA	Pct.	3FG-3FGA	Pct.	FT-FTA	Pct.	Off	Def	Reb	Avg.	PF-DQ	A	T	B	S	Pts	Avg.
2008-09	13-0	43-3.3	2-3	.667	0-0	.000	0-0	.000	2	4	6	0.5	10-0	5	2	0	7	4	0.3
TOTALS	13-0	43-3.3	2-3	.667	0-0	.000	0-0	.000	2	4	6	0.5	10-0	5	2	0	7	4	0.3

#14 Devereaux Peters

Forward • 6-2 • Jr.-1V • Chicago, Ill. (Fenwick HS)

Did You Know?

- ◆ First name is pronounced “DEV-er-OH” ... nickname is “Dev”.
- ◆ Has a 77-inch (6-foot-5) wingspan that, if turned vertically, would be taller than any player on Irish roster (senior center Erica Williamson is 6-foot-4).
- ◆ Peters’ alma mater, Fenwick High School in Oak Park, Ill., holds a special place in Notre Dame athletics history, having produced numerous Irish greats in several sports — the most notable is 1953 Heisman Trophy John Lattner.
- ◆ One of two Irish players who had an uncle play professional football — Peters’ uncle, Tom Seabron, played linebacker at Michigan and was a fifth-round draft pick of the San Francisco 49ers in 1979; Ashley Barlow’s uncle, Ron, was a fullback at Kansas State and was selected by the New York Jets in the 1965 American Football League redshirt draft.

2009-10 Highlights

- ◆ Currently rehabilitating from two-part surgery (February/May 2009) to repair torn ACL in left knee suffered on Nov. 23, 2008 at Boston College.

Peters Game-by-Game

2009-10	MP	FG	3FG	FT	O-R	A	T	B	S	Pts
Ark.-Pine Bluff
at Michigan St.
Iona
vs. San Diego St.
vs. South Carolina
vs. Oklahoma
Eastern Michigan
IPFW
Valparaiso
Charlotte
at Central Florida
Vanderbilt
at Purdue
Villanova
South Florida
at Connecticut
at Louisville
West Virginia
Providence
at Syracuse
at Rutgers
Pittsburgh
at Cincinnati
DePaul
at St. John’s
at Georgetown
Marquette
at Seton Hall
Connecticut
* - game started										



Career Highs

- Points**
15 vs. Villanova (1/16/08)
- Rebounds**
12 vs. Connecticut (1/27/08)
- Assists**
4 vs. Saint Francis-Pa. (12/29/07)
- Field Goals**
6, three times (MR: at LSU, 11/16/08)
- Field Goal Attempts**
15 at Maryland (11/16/07)
- 3-Point Field Goals**
None
- 3-Point Field Goal Attempts**
None
- Free Throws**
8 at Richmond (1/2/08)
- Free Throw Attempts**
10 at Richmond (1/2/08)
- Steals**
7 vs. Villanova (1/16/08)
- Blocked Shots**
5 vs. Miami-Ohio (11/9/07)
- Minutes Played**
34 at Maryland (11/16/07)

Miscellaneous

- Double-doubles1
- Double-figure scoring games ..15
- 20-point games.....0
- Double-figure rebound games...1
- 5-block games1
- 5-steal games.....1

Peters’ Career Statistics — All Games

Season	GP-GS	Min.-Avg.	FG-FGA	Pct.	3FG-3FGA	Pct.	FT-FTA	Pct.	Off	Def	Reb	Avg.	PF-DQ	A	T	B	S	Pts	Avg.
2007-08	23-2	468-20.3	82-157	.522	0-0	.000	42-56	.750	57	72	129	5.6	78-5	23	40	45	39	206	9.0
2008-09	3-1	61-20.3	11-16	.688	0-0	.000	0-3	.000	3	10	13	4.3	6-0	5	4	6	5	22	7.3
TOTALS	26-3	529-20.3	93-173	.538	0-0	.000	42-59	.712	60	82	142	5.5	84-5	28	44	51	44	228	8.8

Peters’ Career Statistics — BIG EAST Games

Season	GP-GS	Min.-Avg.	FG-FGA	Pct.	3FG-3FGA	Pct.	FT-FTA	Pct.	Off	Def	Reb	Avg.	PF-DQ	A	T	B	S	Pts	Avg.
2007-08	9-2	161-17.9	30-58	.517	0-0	.000	22-29	.759	18	34	52	5.8	37-4	8	15	13	16	82	9.1
2008-09																			
TOTALS	9-2	161-17.9	30-58	.517	0-0	.000	22-29	.759	18	34	52	5.8	37-4	8	15	13	16	82	9.1

#20 Ashley Barlow

Guard • 5-9 • Sr.-3V • Indianapolis, Ind. (Pike HS)

Did You Know?


- ◆ One of three team captains this year, along with Melissa Lechlitner and Lindsay Schrader. All three (who were selected through a vote of their teammates) also were captains last season, marking the first time in the program's 33-year history that the same players have held the captain's title in consecutive seasons.
- ◆ Was Notre Dame's leading scorer during its May 2009 European tour at 13.0 ppg., while also shooting .577 (15-26) from the floor and .727 (8-11) from the three-point line; scored tour-best 18 points in win over Roma Athena Basket on May 16.
- ◆ One of four players in school history to record 60+ steals in three consecutive seasons, along with Mary Gavin (1985-88), Coquese Washington (1989-93) and current assistant coach Niele Ivey (1997-2001).
- ◆ Needs 16 rebounds to join former teammate Charel Allen (2004-08) as only Notre Dame players ever to amass 1,000 points, 500 rebounds, 200 assists and 200 steals in their careers.

2009-10 Highlights

- ◆ Leads team in scoring (16.5 ppg.) and three-point percentage (.625) and is third in rebounding (6.0 rpg.).
- ◆ Team-high 18 points at #21 Michigan State, including trio of three-pointers in opening five minutes.
- ◆ Efficient night in season opener vs. Arkansas-Pine Bluff with 15 points in 16 minutes.

Barlow Game-by-Game

2009-10	MP	FG	3FG	FT	O-R	A	T	B	S	Pts
Ark.-Pine Bluff*	16	5-8	2-3	3-3	3-5	2	4	0	2	15
at Michigan St.*	34	4-10	3-5	7-10	1-7	2	1	0	2	18
Iona										
vs. San Diego St.										
vs. South Carolina										
vs. Oklahoma										
Eastern Michigan										
IPFW										
Valparaiso										
Charlotte										
at Central Florida										
Vanderbilt										
at Purdue										
Villanova										
South Florida										
at Connecticut										
at Louisville										
West Virginia										
Providence										
at Syracuse										
at Rutgers										
Pittsburgh										
at Cincinnati										
DePaul										
at St. John's										
at Georgetown										
Marquette										
at Seton Hall										
Connecticut										
* - game started										



Career Highs

Points

23 vs. DePaul (1/22/08)

Rebounds

12 vs. SMU (3/23/08)

Assists

6, six times (MR: vs. Syracuse, 2/24/09)

Field Goals

8, three times (MR: vs. DePaul, 1/22/08)

Field Goal Attempts

18, twice (MR: vs. Louisville, 2/11/09)

3-Point Field Goals

4 at Connecticut (2/22/09)

3-Point Field Goal Attempts

10 vs. Michigan State (11/29/08)

Free Throws

13 vs. Prairie View (12/28/06)

Free Throw Attempts

13 vs. Prairie View (12/28/06)

Steals

8 vs. Cincinnati (1/31/09)

Blocked Shots

1, seven times (MR: vs. Rutgers, 1/27/09)

Minutes Played

39 at Villanova (1/24/09)

Miscellaneous

Double-doubles	4
Double-figure scoring games	60
20-point games	7
Double-figure rebound games	5
5-assist games	6
5-steal games	8

Barlow's Career Statistics — All Games

Season	GP-GS	Min.-Avg.	FG-FGA	Pct.	3FG-3FGA	Pct.	FT-FTA	Pct.	Off	Def	Reb	Avg.	PF-DQ	A	T	B	S	Pts	Avg.
2006-07	32-3	810-25.3	110-254	.433	19-58	.328	90-109	.826	79	94	173	5.4	80-3	61	70	3	63	329	10.3
2007-08	34-32	898-26.4	136-290	.469	27-89	.303	111-138	.804	64	95	159	4.7	86-2	64	60	2	68	410	12.1
2008-09	29-28	955-32.9	127-317	.401	40-110	.364	74-95	.779	50	90	140	4.8	51-0	80	75	3	70	368	12.7
2009-10	2-2	50-25.0	9-18	.500	5-8	.625	10-13	.769	4	8	12	6.0	3-0	4	5	0	4	33	16.5
TOTALS	97-65	2713-28.0	382-879	.435	91-265	.343	285-355	.803	197	287	484	5.0	220-5	209	210	8	205	1140	11.8

Barlow's Career Statistics — BIG EAST Games

Season	GP-GS	Min.-Avg.	FG-FGA	Pct.	3FG-3FGA	Pct.	FT-FTA	Pct.	Off	Def	Reb	Avg.	PF-DQ	A	T	B	S	Pts	Avg.
2006-07	16-2	408-25.5	62-137	.453	13-34	.382	35-49	.714	34	44	78	4.9	44-2	29	36	1	26	172	10.8
2007-08	16-14	433-27.1	55-133	.414	10-40	.250	55-69	.797	33	42	75	4.7	44-1	30	35	2	31	175	10.9
2008-09	16-16	533-33.3	67-172	.390	25-64	.391	48-64	.750	30	45	75	4.7	29-0	44	43	1	39	207	12.9
TOTALS	48-32	1374-28.6	184-442	.416	48-138	.348	138-182	.758	97	131	228	4.8	117-3	103	114	4	96	554	11.5

#21 Natalie Novosel

Guard • 5-11 • So.-1V • Lexington, Ky. (Lexington Catholic HS)



Did You Know?

- ◆ One of most improved players on Irish roster, with highly-productive off-season including a sharper three-point shot and increased athleticism.
- ◆ Her 45 steals last season were eighth-most by Irish freshman, and marked third consecutive season a Notre Dame rookie had 40+ steals (Barlow 63/ Lechlitrner 40 in 2006-07; Mallory 42 in 2007-08).
- ◆ Ranked third on team in scoring (11.3 ppg.) during May 2009 European tour, while also leading team in steals (3.3 spg.) and adding 5.0 rpg.
- ◆ Has a twin brother, Nathan, who is a sophomore on the men's basketball team at Division III University of Rochester (N.Y.); older sister, Shannon, just completed career at University of Evansville in 2009.

2009-10 Highlights

- ◆ Tops on squad in assists (4.5 apg.) and second in steals (3.0 spg.).
- ◆ Hampered by foul trouble at #21 Michigan State.
- ◆ Made first official start of career in season opener vs. Arkansas-Pine Bluff, tallying 10 points, career-high six assists and four steals in team-best 24 minutes.

Novosel Game-by-Game

2009-10	MP	FG	3FG	FT	O-R	A	T	B	S	Pts
Ark.-Pine Bluff*	24	4-8	0-1	2-4	2-4	6	7	0	4	10
at Michigan St.*	12	2-4	0-1	2-2	1-1	3	1	1	2	6
Iona										
vs. San Diego St.										
vs. South Carolina										
vs. Oklahoma										
Eastern Michigan										
IPFW										
Valparaiso										
Charlotte										
at Central Florida										
Vanderbilt										
at Purdue										
Villanova										
South Florida										
at Connecticut										
at Louisville										
West Virginia										
Providence										
at Syracuse										
at Rutgers										
Pittsburgh										
at Cincinnati										
DePaul										
at St. John's										
at Georgetown										
Marquette										
at Seton Hall										
Connecticut										

* - game started

Career Highs

Points

19 vs. Rutgers (1/27/09)

Rebounds

8 at Eastern Michigan (12/2/08)

Assists

6 vs. Ark.-Pine Bluff (11/15/09)

Field Goals

7, twice (MR: vs. Louisville, 2/11/09)

Field Goal Attempts

11, twice (MR: vs. Louisville, 2/11/09)

3-Point Field Goals

1 at Eastern Michigan (12/2/08)

3-Point Field Goal Attempts

2, three times (MR: vs. Purdue, 12/7/08)

Free Throws

6 at DePaul (1/6/09)

Free Throw Attempts

8, twice (MR: at DePaul, 1/6/09)

Steals

5 at Providence (2/28/09)

Blocked Shots

1, four times (MR: at Mich. St., 11/19/09)

Minutes Played

33 at Eastern Michigan (12/2/08)

Miscellaneous

Double-doubles	0
Double-figure scoring games	10
20-point games	0
Double-figure rebound games	0
5-assist games	1
5-steal games	1

Novosel's Career Statistics — All Games

Season	GP-GS	Min.-Avg.	FG-FGA	Pct.	3FG-3FGA	Pct.	FT-FTA	Pct.	Off	Def	Reb	Avg.	PF-DQ	A	T	B	S	Pts	Avg.
2008-09	31-0	638-20.6	74-150	.493	1-10	.100	65-90	.722	44	45	89	2.9	57-0	47	60	3	45	214	6.9
2009-10	2-2	36-18.0	6-12	.500	0-2	.000	4-6	.667	3	2	5	2.5	7-0	9	8	1	6	16	8.0
TOTALS	33-2	674-20.4	80-162	.494	1-12	.083	69-96	.719	47	47	94	2.8	64-0	56	68	4	51	230	7.0

Novosel's Career Statistics — BIG EAST Games

Season	GP-GS	Min.-Avg.	FG-FGA	Pct.	3FG-3FGA	Pct.	FT-FTA	Pct.	Off	Def	Reb	Avg.	PF-DQ	A	T	B	S	Pts	Avg.
2008-09	16-0	341-12.3	42-85	.494	0-1	.000	34-48	.708	22	22	44	2.8	34-0	28	30	2	29	118	7.4
TOTALS	16-0	341-12.3	42-85	.494	0-1	.000	34-48	.708	22	22	44	2.8	34-0	28	30	2	29	118	7.4

#22 Brittany Mallory

Guard • 5-10 • Jr.-1V • Baltimore, Md. (McDonogh School)



Did You Know?

- ◆ Nickname is “Chip”, which she gained during summer school prior to her freshman year — its origin is a bit fuzzy and depends on which of her teammates you’re talking to.
- ◆ Earned certificate of merit for participation in Notre Dame’s Rosenthal Leadership Institute during the 2007-08 academic year.
- ◆ One of seven Irish basketball players who also competed in another sport in high school — was a two-time honorable mention All-America lacrosse midfielder and was named to the 2006 high school All-Tewaaraton Team; in fact, she was actively recruited by several Division I schools to play lacrosse, but chose to focus solely on basketball at Notre Dame.

2009-10 Highlights

- ◆ Leads team in steals (3.5 spg.) and is second in three-point percentage (.429).
- ◆ Saw first official action since December 2008 injury (torn ACL - left knee) with 19 minutes off bench in season opener vs. Arkansas-Pine Bluff, stuffing stat sheet with 10 points, six rebounds and career-high six steals.

Mallory Game-by-Game

2009-10	MP	FG	3FG	FT	O-R	A	T	B	S	Pts
Ark.-Pine Bluff	19	4-7	2-4	0-0	2-6	3	2	1	6	10
at Michigan St.	17	2-6	1-3	0-0	1-2	1	4	0	1	5
Iona										
vs. San Diego St.										
vs. South Carolina										
vs. Oklahoma										
Eastern Michigan										
IPFW										
Valparaiso										
Charlotte										
at Central Florida										
Vanderbilt										
at Purdue										
Villanova										
South Florida										
at Connecticut										
at Louisville										
West Virginia										
Providence										
at Syracuse										
at Rutgers										
Pittsburgh										
at Cincinnati										
DePaul										
at St. John's										
at Georgetown										
Marquette										
at Seton Hall										
Connecticut										

* - game started

Career Highs

Points

19 vs. Ga. Southern (11/25/08)

Rebounds

7, twice (MR: vs. USF, 2/27/08)

Assists

6 vs. Evansville (11/19/08)

Field Goals

7 vs. Ga. Southern (11/25/08)

Field Goal Attempts

12 vs. Canisius (11/27/07)

3-Point Field Goals

4 vs. South Florida (2/27/08)

3-Point Field Goal Attempts

8 at St. John's (3/3/08)

Free Throws

6 vs. Valparaiso (12/12/07)

Free Throw Attempts

6, twice (MR: vs. Providence, 1/30/08)

Steals

6 vs. Ark.-Pine Bluff (11/15/09)

Blocked Shots

1, four times (MR: vs. UAPB, 11/15/09)

Minutes Played

34 at Michigan (12/10/08)

Miscellaneous

Double-doubles	0
Double-figure scoring games	10
20-point games	0
Double-figure rebound games	0
5-assist games	1
5-steal games	1

Mallory's Career Statistics — All Games

Season	GP-GS	Min.-Avg.	FG-FGA	Pct.	3FG-3FGA	Pct.	FT-FTA	Pct.	Off	Def	Reb	Avg.	PF-DQ	A	T	B	S	Pts	Avg.
2007-08	33-0	533-16.2	64-187	.342	34-122	.279	46-57	.807	26	46	72	2.2	52-0	29	36	3	42	208	6.3
2008-09	7-3	154-22.0	21-45	.467	7-20	.350	8-13	.615	5	18	23	3.3	15-0	20	9	1	11	57	8.1
2009-10	2-0	36-18.0	6-13	.462	3-7	.429	0-0	.000	3	5	8	4.0	2-0	4	6	1	7	15	7.5
TOTALS	42-3	723-17.2	91-245	.371	44-149	.295	54-70	.771	34	69	103	2.5	69-0	53	51	5	60	280	6.7

Mallory's Career Statistics — BIG EAST Games

Season	GP-GS	Min.-Avg.	FG-FGA	Pct.	3FG-3FGA	Pct.	FT-FTA	Pct.	Off	Def	Reb	Avg.	PF-DQ	A	T	B	S	Pts	Avg.
2007-08	16-0	246-15.4	30-73	.411	21-55	.382	24-30	.800	9	15	24	1.5	24-0	14	20	2	16	105	6.6
2008-09	Did not play (injured)																		
TOTALS	16-0	246-15.4	30-73	.411	21-55	.382	24-30	.800	9	15	24	1.5	24-0	14	20	2	16	105	6.6

#23 Melissa Lechlitner

Guard • 5-7 • Sr.-3V • Mishawaka, Ind. (South Bend St. Joseph's HS)



Did You Know?

- ◆ One of three team captains this year, along with Ashley Barlow and Lindsay Schrader. All three (who were selected through a vote of their teammates) also were captains last season, marking the first time in the program's 33-year history that the same players have held the captain's title in consecutive seasons.
- ◆ Exceptional student-athlete and Academic All-America candidate with 3.353 cumulative GPA as psychology major in Notre Dame's College of Arts and Letters; earned dean's list honors in spring 2007 with 3.75 semester GPA.
- ◆ At times this season, could potentially make up one-half of an all-South Bend backcourt with freshman Skylar Diggins.

2009-10 Highlights

- ◆ Has 4.0 assist/turnover ratio through two games.
- ◆ Turnover-free 34 minutes to go along with seven points at #21 Michigan State.
- ◆ Managed game well in season-opening start vs. Arkansas-Pine Bluff, dishing out game-high six assists and adding three steals.
- ◆ Started and collected four points, three rebounds, three assists and three steals in exhibition win over Indianapolis.

Lechlitner Game-by-Game

2009-10	MP	FG	3FG	FT	O-R	A	T	B	S	Pts
Ark.-Pine Bluff*	23	0-6	0-1	0-0	2-4	6	2	0	3	0
at Michigan St.*	34	2-9	1-3	2-2	0-3	2	0	0	2	7
Iona										
vs. San Diego St.										
vs. South Carolina										
vs. Oklahoma										
Eastern Michigan										
IPFW										
Valparaiso										
Charlotte										
at Central Florida										
Vanderbilt										
at Purdue										
Villanova										
South Florida										
at Connecticut										
at Louisville										
West Virginia										
Providence										
at Syracuse										
at Rutgers										
Pittsburgh										
at Cincinnati										
DePaul										
at St. John's										
at Georgetown										
Marquette										
at Seton Hall										
Connecticut										

* - game started

Career Highs

- Points**
19 vs. Purdue (12/7/08)
- Rebounds**
8 vs. Cincinnati (1/31/09)
- Assists**
9 vs. St. John's (1/16/07)
- Field Goals**
7, three times (MR: at Valparaiso, 12/13/08)
- Field Goal Attempts**
19 at Marquette (1/13/09)
- 3-Point Field Goals**
3, twice (MR: vs. Syracuse, 1/20/07)
- 3-Point Field Goal Attempts**
7 vs. St. John's (1/16/07)
- Free Throws**
8 at Providence (2/17/07)
- Free Throw Attempts**
9 at Providence (2/17/07)
- Steals**
4, twice (MR: vs. WKU, 11/13/07)
- Blocked Shots**
2 vs. Marquette (2/13/08)
- Minutes Played**
40, twice (MR: vs. St. John's, 1/17/09)
- Miscellaneous**
Double-doubles0
Double-figure scoring games ..33
20-point games.....0
Double-figure rebound games...0
5-assist games19
5-steal games.....1

Lechlitner's Career Statistics — All Games

Season	GP-GS	Min.-Avg.	FG-FGA	Pct.	3FG-3FGA	Pct.	FT-FTA	Pct.	Off	Def	Reb	Avg.	PF-DQ	A	T	B	S	Pts	Avg.
2006-07	31-0	744-24.0	68-198	.343	12-61	.197	47-62	.758	14	49	63	2.0	41-1	83	61	1	40	195	6.3
2007-08	34-1	753-22.1	71-201	.353	8-37	.216	36-47	.766	14	53	67	2.0	40-0	87	68	3	36	186	5.5
2008-09	31-31	1033-33.3	124-323	.384	22-65	.338	60-73	.822	17	64	81	2.6	55-0	106	77	2	38	330	10.6
2009-10	2-2	57-28.5	2-15	.133	1-4	.250	2-2	1.000	2	5	7	3.5	2-0	8	2	0	5	7	3.5
TOTALS	98-34	2587-26.4	265-737	.360	43-167	.257	145-184	.788	47	171	218	2.2	138-1	284	208	6	119	718	7.3

Lechlitner's Career Statistics — BIG EAST Games

Season	GP-GS	Min.-Avg.	FG-FGA	Pct.	3FG-3FGA	Pct.	FT-FTA	Pct.	Off	Def	Reb	Avg.	PF-DQ	A	T	B	S	Pts	Avg.
2006-07	15-0	389-25.9	46-114	.404	5-33	.152	22-30	.733	9	22	31	2.1	15-0	48	31	1	18	119	7.9
2007-08	16-1	361-22.6	37-105	.352	2-13	.154	18-23	.783	9	31	40	2.5	18-0	43	30	3	16	94	5.9
2008-09	16-16	551-34.4	58-168	.345	10-39	.256	38-46	.826	8	43	51	3.2	32-0	66	41	0	21	164	10.3
TOTALS	47-17	1301-27.7	141-387	.364	17-85	.200	78-99	.788	26	96	122	2.6	65-0	157	102	4	55	377	8.0

#24 Lindsay Schrader

Guard • 6-0 • 5th Yr. Sr.-3V • Bartlett, Ill. (Bartlett HS)



Did You Know?

- ◆ One of three team captains this year, along with Ashley Barlow and Melissa Lechlitner. All three (who were selected through a vote of their teammates) also were captains last season, marking the first time in the program's 33-year history that the same players have held the captain's title in consecutive seasons.
- ◆ Returns for fifth year of eligibility, granted by Notre Dame's Faculty Board on Athletics, after she missed 2006-07 season with torn ACL in right knee (suffered on fourth day of preseason practice).
- ◆ Future career plans include either becoming a college athletic director or opening a restaurant with her sister, Kristina.
- ◆ Started and scored 14 points (6-9 FG) in 22 minutes before fouling out of Notre Dame's last meeting with Iona (W, 74-55 on 11/29/05); only current Irish player to see action that day.

2009-10 Highlights

- ◆ Leads team in rebounding (8.0 rpg.), and is third in scoring (tied-11.5 ppg.) and field goal percentage (.524).
- ◆ Posted 12th career double-double (12p/14r) at #21 Michigan State, breaking school record for guards held by current Irish assistant coach Niele Ivey from 1996-2001.
- ◆ Tossed in 11 points (5-7 FG) in opening night victory over Arkansas-Pine Bluff ... moved into 22nd place on school's career scoring list.

Schrader Game-by-Game

2009-10	MP	FG	3FG	FT	O-R	A	T	B	S	Pts
Ark.-Pine Bluff*	21	5-7	0-0	1-5	1-2	2	2	0	1	11
at Michigan St.*	34	6-14	0-0	0-1	4-14	1	4	1	1	12
Iona										
vs. San Diego St.										
vs. South Carolina										
vs. Oklahoma										
Eastern Michigan										
IPFW										
Valparaiso										
Charlotte										
at Central Florida										
Vanderbilt										
at Purdue										
Villanova										
South Florida										
at Connecticut										
at Louisville										
West Virginia										
Providence										
at Syracuse										
at Rutgers										
Pittsburgh										
at Cincinnati										
DePaul										
at St. John's										
at Georgetown										
Marquette										
at Seton Hall										
Connecticut										
* - game started										

Career Highs

Points

29 vs. Boston College (3/19/06)

Rebounds

15 vs. Cincinnati (1/31/09)

Assists

6 vs. Connecticut (1/27/08)

Field Goals

12 vs. Boston College (3/19/06)

Field Goal Attempts

23 vs. Boston College (3/19/06)

3-Point Field Goals

1, six times (MR: at Charlotte, 12/28/08)

3-Point Field Goal Attempts

2 at Rutgers (1/24/06)

Free Throws

6, three times (MR: vs. DePaul, 2/8/09)

Free Throw Attempts

10 at Syracuse (1/31/06)

Steals

4 vs. Marquette (2/13/08)

Blocked Shots

3 vs. Connecticut (3/5/06)

Minutes Played

40, twice (MR: at Bowling Green, 12/5/07)

Miscellaneous

Double-doubles	12
Double-figure scoring games ..	58
20-point games	6
Double-figure rebound games...	16
5-assist games	7
5-steal games	0

Schrader's Career Statistics — All Games

Season	GP-GS	Min.-Avg.	FG-FGA	Pct.	3FG-3FGA	Pct.	FT-FTA	Pct.	Off	Def	Reb	Avg.	PF-DQ	A	T	B	S	Pts	Avg.
2005-06	30-27	858-28.6	127-287	.443	4-7	.571	58-111	.523	36	126	162	5.4	55-1	52	57	11	33	316	10.5
2006-07	Did not play (injured)																		
2007-08	34-33	955-28.1	148-322	.460	1-2	.500	52-80	.650	71	139	210	6.2	44-1	73	63	4	54	349	10.3
2008-09	31-31	958-30.9	165-356	.463	1-3	.333	61-91	.670	63	165	228	7.4	45-1	67	72	14	43	392	12.6
2009-10	2-2	55-27.5	11-21	.524	0-0	.000	1-6	.167	5	11	16	8.0	3-0	3	6	1	2	23	11.5
TOTALS	97-93	2826-29.1	451-986	.457	6-12	.500	172-288	.597	175	441	616	6.4	147-3	195	198	30	132	1080	11.1

Schrader's Career Statistics — BIG EAST Games

Season	GP-GS	Min.-Avg.	FG-FGA	Pct.	3FG-3FGA	Pct.	FT-FTA	Pct.	Off	Def	Reb	Avg.	PF-DQ	A	T	B	S	Pts	Avg.
2005-06	16-13	442-27.6	63-151	.417	2-5	.400	34-60	.567	19	64	83	5.2	25-0	28	27	5	16	162	10.1
2006-07	Did not play (injured)																		
2007-08	16-15	458-28.6	70-141	.496	0-0	.000	29-39	.744	29	71	100	6.3	22-1	36	31	3	23	169	10.6
2008-09	16-16	508-31.8	85-193	.440	0-2	.000	34-52	.654	35	93	128	8.0	23-1	31	40	8	20	204	12.8
TOTALS	48-44	1408-29.3	218-485	.449	2-7	.286	97-151	.642	83	228	311	6.5	70-2	95	98	16	59	535	11.1

#32 Becca Bruszewski

Forward • 6-1 • Jr.-2V • Valparaiso, Ind. (Wheeler HS)



Did You Know?

- Last name is pronounced “broo-SHEFF-skee” ... nickname is “Bruiser”, due to her fearless, physical style of play and her penchant for leaving teammates and opponents black and blue after a practice or game.
- One of seven Irish basketball players who also competed in another sport in high school — was a three-time all-state volleyball middle blocker, who still holds school records for career kills (2,042) and blocks (452), as well as single-season kills (657) and blocks (139).
- First Notre Dame women’s basketball player from northwest Indiana, hailing from same area of state as Irish men’s basketball All-America power forward Luke Harangody.

2009-10 Highlights

- Second on team in scoring (12.0 ppg.) and rebounding (7.5 rpg.).
- Led the way in season opener vs. Arkansas-Pine Bluff, recording second career double-double (19p/10r) in just 22 minutes ... also scored 500th career point in contest.

Bruszewski Game-by-Game

2009-10	MP	FG	3FG	FT	O-R	A	T	B	S	Pts
Ark.-Pine Bluff*	22	8-14	0-1	3-4	6-10	2	1	0	0	19
at Michigan St.*	21	2-10	0-3	1-2	2-5	1	3	0	0	5
Iona										
vs. San Diego St.										
vs. South Carolina										
vs. Oklahoma										
Eastern Michigan										
IPFW										
Valparaiso										
Charlotte										
at Central Florida										
Vanderbilt										
at Purdue										
Villanova										
South Florida										
at Connecticut										
at Louisville										
West Virginia										
Providence										
at Syracuse										
at Rutgers										
Pittsburgh										
at Cincinnati										
DePaul										
at St. John’s										
at Georgetown										
Marquette										
at Seton Hall										
Connecticut										
* - game started										

Career Highs

- Points**
20, twice (MR: vs. Syracuse, 2/24/09)
- Rebounds**
12 vs. DePaul (2/8/09)
- Assists**
4, four times (MR: vs. Minnesota, 3/22/09)
- Field Goals**
9 at Boston College (11/23/08)
- Field Goal Attempts**
15 vs. Tennessee (3/30/08)
- 3-Point Field Goals**
2, six times (MR: vs. Minnesota, 3/22/09)
- 3-Point Field Goal Attempts**
6 vs. Minnesota (3/22/09)
- Free Throws**
8 at South Florida (2/17/09)
- Free Throw Attempts**
12 vs. Syracuse (2/24/09)
- Steals**
4 vs. Evansville (11/19/08)
- Blocked Shots**
3 at Pittsburgh (2/3/09)
- Minutes Played**
37 at Providence (2/28/09)
- Miscellaneous**
Double-doubles2
Double-figure scoring games ..24
20-point games.....2
Double-figure rebound games...2
5-assist games0
5-steal games.....0

Bruszewski's Career Statistics — All Games

Season	GP-GS	Min.-Avg.	FG-FGA	Pct.	3FG-3FGA	Pct.	FT-FTA	Pct.	Off	Def	Reb	Avg.	PF-DQ	A	T	B	S	Pts	Avg.
2007-08	32-0	423-13.2	58-104	.558	1-2	.500	42-54	.778	37	43	80	2.5	58-0	13	31	10	16	159	5.0
2008-09	31-31	842-27.2	132-271	.487	21-56	.375	48-71	.676	31	125	156	5.0	88-2	52	53	15	33	333	10.7
2009-10	2-2	43-21.5	10-24	.417	0-4	.000	4-6	.667	8	7	15	7.5	2-0	3	4	0	0	24	12.0
TOTALS	65-33	1308-20.1	200-399	.501	22-62	.355	94-131	.718	76	175	251	3.9	148-2	68	88	25	49	516	7.9

Bruszewski's Career Statistics — BIG EAST Games

Season	GP-GS	Min.-Avg.	FG-FGA	Pct.	3FG-3FGA	Pct.	FT-FTA	Pct.	Off	Def	Reb	Avg.	PF-DQ	A	T	B	S	Pts	Avg.
2007-08	14-0	171-12.2	21-35	.600	1-2	.500	21-24	.875	14	18	32	2.3	26-0	5	12	5	4	64	4.6
2008-09	16-16	458-28.6	73-158	.462	12-34	.353	30-40	.750	17	70	87	5.4	46-0	24	20	9	15	188	11.8
TOTALS	30-16	629-21.0	94-193	.487	13-36	.361	51-64	.797	31	88	119	4.0	72-0	29	32	14	19	252	8.4

#44 Alena Christiansen

Guard • 5-7 • Sr.-SQ • Fort Lauderdale, Fla. (Cardinal Gibbons HS)



Did You Know?

- ◆ Walk-on who was added to roster midway through last season and has become a favorite of teammates and fans alike from the minute she first suited up for the Irish.
- ◆ Outstanding student-athlete with a 3.487 cumulative GPA as a marketing major in Notre Dame's Mendoza College of Business; also named to dean's list in spring 2009 with 3.75 semester GPA.

2009-10 Highlights

- ◆ Played five minutes in exhibition win over Indianapolis, knocking down a late three-pointer.

Christiansen Game-by-Game

2009-10	MP	FG	3FG	FT	O-R	A	T	B	S	Pts
Ark.-Pine Bluff
at Michigan St.
Iona
vs. San Diego St.
vs. South Carolina
vs. Oklahoma
Eastern Michigan
IPFW
Valparaiso
Charlotte
at Central Florida
Vanderbilt
at Purdue
Villanova
South Florida
at Connecticut
at Louisville
West Virginia
Providence
at Syracuse
at Rutgers
Pittsburgh
at Cincinnati
DePaul
at St. John's
at Georgetown
Marquette
at Seton Hall
Connecticut
* - game started										

Career Highs

Points

2 vs. Georgetown (1/10/09)

Rebounds

1 vs. Loyola-Chicago (12/20/08)

Assists

None

Field Goals

None

Field Goal Attempts

1, twice (MR: vs. St. John's, 3/6/09)

3-Point Field Goals

None

3-Point Field Goal Attempts

1 vs. Loyola-Chicago (12/20/08)

Free Throws

2 vs. Georgetown (1/10/09)

Free Throw Attempts

4 vs. Loyola-Chicago (12/20/08)

Steals

1, twice (MR: vs. St. John's, 3/6/09)

Blocked Shots

None

Minutes Played

5 vs. Loyola-Chicago (12/20/08)

Miscellaneous

Double-doubles	0
Double-figure scoring games	0
20-point games	0
Double-figure rebound games	0
5-assist games	0
5-steal games	0

Christiansen's Career Statistics — All Games

Season	GP-GS	Min.-Avg.	FG-FGA	Pct.	3FG-3FGA	Pct.	FT-FTA	Pct.	Off	Def	Reb	Avg.	PF-DQ	A	T	B	S	Pts	Avg.
2008-09	6-0	9-1.5	0-2	.000	0-1	.000	3-6	.500	1	0	1	0.2	1-0	0	0	0	2	3	0.5
TOTALS	6-0	9-1.5	0-2	.000	0-1	.000	3-6	.500	1	0	1	0.2	1-0	0	0	0	2	3	0.5

Christiansen's Career Statistics — BIG EAST Games

Season	GP-GS	Min.-Avg.	FG-FGA	Pct.	3FG-3FGA	Pct.	FT-FTA	Pct.	Off	Def	Reb	Avg.	PF-DQ	A	T	B	S	Pts	Avg.
2008-09	4-0	3-0.8	0-0	.000	0-0	.000	2-2	1.000	0	0	0	0.0	0-0	0	0	0	0	2	0.5
TOTALS	4-0	3-0.8	0-0	.000	0-0	.000	2-2	1.000	0	0	0	0.0	0-0	0	0	0	0	2	0.5

#52 Erica Williamson

Center • 6-4 • Sr.-3V • Charlotte, N.C. (South Mecklenburg HS)

Did You Know?

- ◆ Nickname is "E".
- ◆ President of Notre Dame's Student-Athlete Advisory Council (SAAC) for 2009-10 after serving as team's SAAC representative last year.
- ◆ Aiming for a career in sports broadcasting, and got started in that direction this past summer as intern in sports department at WSBT-TV (CBS affiliate) in South Bend.
- ◆ On target to graduate in December (one semester early) with her bachelor's degree in film, television & theater from Notre Dame's College of Arts and Letters (she posted a 3.533 semester GPA in the spring of 2009).

2009-10 Highlights

- ◆ Despite limited minutes, leads team in field goal percentage (.667) and blocks (tied-1.0 bpg.).
- ◆ Contributed 12 quality minutes off bench at #21 Michigan State, recording pair of blocks.
- ◆ Played final eight minutes (pre-determined by injury rehab) in season opener vs. Arkansas-Pine Bluff, piling up 10 points and five rebounds ... would have been first "point-a-minute" game of career, but minimum 10 minutes needed.

Williamson Game-by-Game

2009-10	MP	FG	3FG	FT	O-R	A	T	B	S	Pts
Ark.-Pine Bluff	8	4-6	0-0	2-4	2-5	0	0	0	0	10
at Michigan St.	12	2-3	0-0	0-0	0-1	0	0	2	0	4
Iona										
vs. San Diego St.										
vs. South Carolina										
vs. Oklahoma										
Eastern Michigan										
IPFW										
Valparaiso										
Charlotte										
at Central Florida										
Vanderbilt										
at Purdue										
Villanova										
South Florida										
at Connecticut										
at Louisville										
West Virginia										
Providence										
at Syracuse										
at Rutgers										
Pittsburgh										
at Cincinnati										
DePaul										
at St. John's										
at Georgetown										
Marquette										
at Seton Hall										
Connecticut										
* - game started										



Career Highs

Points

21 vs. Georgetown (1/10/09)

Rebounds

18 at South Florida (1/13/07)

Assists

3 vs. South Florida (2/27/08)

Field Goals

9 at DePaul (1/6/09)

Field Goal Attempts

12 at Rutgers (2/19/08)

3-Point Field Goals

None

3-Point Field Goal Attempts

None

Free Throws

8 at Syracuse (2/16/08)

Free Throw Attempts

12 at Syracuse (2/16/08)

Steals

3 at Syracuse (2/16/08)

Blocked Shots

5, twice (MR: vs. Syracuse, 2/24/09)

Minutes Played

36 vs. Oklahoma (3/25/08)

Miscellaneous

Double-doubles	4
Double-figure scoring games	19
20-point games	2
Double-figure rebound games	6
5-block games	2

Williamson's Career Statistics — All Games

Season	GP-GS	Min.-Avg.	FG-FGA	Pct.	3FG-3FGA	Pct.	FT-FTA	Pct.	Off	Def	Reb	Avg.	PF-DQ	A	T	B	S	Pts	Avg.
2006-07	31-0	516-16.6	64-137	.467	0-0	.000	61-95	.642	59	104	163	5.3	79-1	12	40	39	18	189	6.1
2007-08	34-21	569-16.7	74-158	.468	0-0	.000	71-104	.683	75	75	150	4.4	65-0	20	34	38	13	219	6.4
2008-09	31-30	511-16.5	63-137	.460	0-0	.000	50-66	.758	47	87	134	4.3	56-0	21	33	29	14	176	5.7
2009-10	2-0	20-10.0	6-9	.667	0-0	.000	2-4	.500	2	4	6	3.0	5-0	0	0	2	0	14	7.0
TOTALS	98-51	1616-16.5	207-441	.469	0-0	.000	184-269	.684	183	270	453	4.6	205-1	53	107	108	45	598	6.1

Williamson's Career Statistics — BIG EAST Games

Season	GP-GS	Min.-Avg.	FG-FGA	Pct.	3FG-3FGA	Pct.	FT-FTA	Pct.	Off	Def	Reb	Avg.	PF-DQ	A	T	B	S	Pts	Avg.
2006-07	16-0	277-17.3	30-71	.423	0-0	.000	33-48	.688	30	59	89	5.6	40-1	8	18	18	10	93	5.8
2007-08	16-13	312-19.5	37-82	.451	0-0	.000	49-70	.700	43	41	84	5.3	30-0	13	18	21	10	123	7.7
2008-09	16-16	289-18.1	45-77	.584	0-0	.000	27-37	.730	24	44	68	4.3	30-0	15	18	17	9	117	7.3
TOTALS	48-29	878-18.3	112-230	.487	0-0	.000	109-155	.703	97	144	241	5.0	100-1	36	54	56	29	333	6.9