

# 2005-06 NOTRE DAME MEN'S BASKETBALL



Notre Dame Fighting Irish (8-2, 0-0)

vs.

Wofford Terriers (4-7, 0-0)



Friday, December 30, 2005 • 7:00 p.m. (EST)

Joyce Center (11,418) • Notre Dame, Ind.

## 2005-06 Notre Dame Men's Basketball (8-2, 0-0)

### NOVEMBER

3	Thur.	LEWIS (Exhibition)	W, 59-40
11	Fri.	QUINCY (Exhibition)	W, 80-53
20	Sun.	LAFAYETTE	W, 84-66
22	Tue.	HOFSTRA	W, 69-50
26	Sat.	vs. North Carolina State!	L, 48-61

### DECEMBER

3	Sat.	MICHIGAN (ESPN2)	L, 67-71
7	Wed.	at Alabama (22/19) (ESPN)	W, 78-71
10	Sat.	FLORIDA INTERNATIONAL	W, 81-47
18	Sun.	at IPFW	W, 65-63
21	Wed.	NIAGARA	W, 80-59
23	Fri.	COLUMBIA	W, 75-68
28	Wed.	FORDHAM	W, 85-49
30	Fri.	WOFFORD	7:00 p.m. (EST)

### JANUARY

4	Wed.	at Pittsburgh *	7:00 p.m. (EST)
7	Sat.	at DePaul *	2:00 p.m. (EST)/1:00 p.m. (CST)
11	Wed.	SYRACUSE * (ESPN2)	7:00 p.m. (EST)
14	Sat.	PROVIDENCE * (ESPNU)	6:00 p.m. (EST)
20	Fri.	at Marquette * (ESPNU)	9:00 p.m. (EST)/8:00 p.m. (CST)
24	Tue.	GEORGETOWN * (ESPNU)	7:00 p.m. (EST)
28	Sat.	VILLANOVA * (ESPN2)	7:00 p.m. (EST)

### FEBRUARY

1	Wed.	at West Virginia * (ESPN)	7:00 p.m. (EST)
4	Sat.	at Louisville * (ESPN)	12:00 p.m. (EST)
8	Wed.	RUTGERS * (ESPN Classic)	7:30 p.m. (EST)
15	Wed.	SOUTH FLORIDA *	7:30 p.m. (EST)
18	Sat.	at Seton Hall *	7:30 p.m. (EST)
21	Tue.	at Connecticut *	7:00 p.m. (EST)
25	Sat.	MARQUETTE * (ESPNU)	6:00 p.m. (EST)

### MARCH

1	Wed.	at Providence * (ESPN)	7:30 p.m. (EST)
4	Sat.	DEPAUL * (ESPN)	4:00 p.m. (EST)
8-11	Wed.-Sat.	BIG EAST Championship (Madison Square Garden)	TBA
16-19	Thur.-Sun.	NCAA First and Second Rounds	
23-26	Thur.-Sun.	NCAA Regional	

### APRIL

1 & 3	Sat. & Mon.	NCAA Final Four (RCA Dome - Indianapolis, Ind.)	7:30 p.m. (EST)
-------	-------------	--	-----------------

\* - indicates BIG EAST game

! - John R. Wooden Tradition (Conseco Fieldhouse - Indianapolis, Ind.)

( ) - indicates Associated Press and ESPN/USA Today rankings at time of game

## Broadcast Information

**Television:** None

**Radio:** Jack Lorri (play-by-play) and Jack Nolan (color analyst).

Notre Dame Sports Properties originates the Notre Dame Radio Network which includes: ESPN Radio in Chicago (Chicagoland area and Midwest); WZOW 97.7 FM and 102.3 FM in South Bend, Ind.; ESPN 950 AM in Indianapolis, Ind.; WGL 1250 AM in Fort Wayne, Ind. and Northeast, Ind.; WLUV 96.7 AM in Rockford and DeKalb, Ill. and Beloit and Janesville, Wis.; WEFM 95.9 FM in Michigan City and Gary, Ind.; ESPN (WRSW) 1480 AM in Warsaw, Ind.; WAMW 107.9 FM and 1580 AM in Washington, Ind.; and [www.und.com](http://www.und.com).

**Real-Time Stats:** Live in-game statistics are available for all home games, via the Notre Dame athletic website ([www.und.com](http://www.und.com)).

### Tonight's Game:

Notre Dame concludes a four-game homestand with its final non-conference game of the 2005 portion of its season when it hosts Wofford this evening ... The Irish head into the contest riding a six-game win streak, its longest of the season and most consecutive victories since fashioning a six-game win streak last season (mid-December thru early January) ... Notre Dame won its eighth game of the year with one of its best efforts of the season in an 85-49 victory over Fordham on Wednesday night ... A win against Wofford this evening will mark the first seven-game win streak for the Irish since the 2002-03 season when the Irish won eight straight ... In its victory over the Rams, Notre Dame five players scored in double figures for the Irish with Chris Quinn leading the way with 14 points, a career-high nine rebounds and eight assists ... Luke Zeller reached double figures for the first time in his career as he finished with 11 points and matched his career-best with nine rebounds ... Russell Carter, Kyle McAlarney and Rob Kurz each finished with 11 points ... The Irish shot better than 50.0 percent from the field for the second time in three games as they were 29-53 ... Notre Dame also held a 43-31 advantage on the boards and had 25 assists on 29 baskets ... Following tonight's game, the Irish open up BIG EAST play on Wednesday, January 4 at Pittsburgh and then travel to Chicago to face DePaul on Saturday, January 7.

### Notre Dame-Pittsburgh Start Time Moved Again:

Tip-off for the Notre Dame's BIG EAST opener at Pittsburgh on Wednesday, January 4 has been moved to 7:00 p.m. ... The game originally was slated to begin at 8:00 p.m., then was switched to 6:30 p.m. at the end of last week.

### Points Aplenty:

With their 85-49 win over Fordham - their largest margin of victory this season - the Irish have topped the 80-point mark four times in 10 games this season ... Last year, Notre Dame reached the 80-point plateau only once - an 88-73 win over Marist on Dec. 22, 2004 ... The last time the Irish scored 80 or more points at least four times in one season was 2003-04, when they accomplished the feat six times but didn't collect their fourth 80-point outing until their 20th game ... The last team to score 80-plus points in four games faster than this year's Notre Dame team was the 2002-03 Irish squad, who only needed nine games to reach the mark ... The 36-point margin of victory against Fordham on Wednesday night was the largest for an Irish team since a 44-point win against IUPUI on Nov. 18, 2002.

## TODAY'S PROBABLE STARTING LINEUP

No.	Player	Pos	Ht.	Wt.	Yr.	2005-06 Statistics		
						PPG.	RPG	Notes
34	Torin Francis	F	6-11	252	Sr.	13.8	9.4	Shooting a career-best 59.8 percent from the field
40	Luke Zeller	F/C	6-11	240	Fr.	4.7	5.0	Shooting 56.3 percent from the floor over the last four games
15	Colin Falls	G	6-5	204	Jr.	12.2	1.6	Season-high 24 points vs. Alabama that included seven three-pointers
2	Chris Quinn	G	6-2	185	Sr.	14.7	4.0	Barely missed a triple-double vs. Fordham (14 pts/9 reb/8 ast)
43	Russell Carter	G	6-4	223	Jr.	8.9	4.9	Registered first career double-double in win over IPFW (11 pts/14 rebs.)

### OFF THE BENCH

No.	Player	Pos	Ht.	Wt.	Yr.	2005-06 Statistics		
						PPG.	RPG	Notes
11	Rick Cornett	F	6-9	244	Sr.	5.7	3.5	Chipped in nine points and eight board in the Fordham game.
23	Kyle McAlarney	G	6-1	200	Fr.	7.4	1.2	Dropped a career-best 16 points in 31 min. against Niagara
24	Chris Murphy	G	6-7	216	Sr.	0.6	0.6	Second-year walk-on scored first career points vs. Fordham
31	Rob Kurz	F	6-9	238	So.	5.5	4.5	Dished out a career-high three assists and scored 10 points vs. Fordham
33	Zach Hillesland	G	6-9	226	Fr.	0.9	0.4	Scored first four collegiate points in the win over Niagara
35	Kieran Piller	G	6-2	190	Jr.	1.0	0.0	First-year walk-on sank two free throws against Fordham
42	Ryan Ayers	G/F	6-8	203	Fr.	0.9	0.8	Has played in eight games

### Tonight's Storylines ....

... Notre Dame concludes a four-game homestand this evening against Wofford and plays its final non-conference game of the season before opening up BIG EAST play at Pittsburgh on January 4.

... Kyle McAlarney has scored in double figures in three straight game ... The last freshman to record three straight double-figure scoring outings was Torin Francis during the 2002-03 campaign.

... Notre Dame is outscoring its opponents 161-90 from the free-throw line and has attempted 86 more free throws ... The Irish have hit on 73.2 percent from the charity stripe.

### ESPN/USA Today (Week of Dec. 26)

		LW
1.	Duke	1
2.	Connecticut	2
3.	Villanova	3
4.	Memphis	4
5.	Florida	3
6.	Illinois	8
7.	Washington	7
8.	Gonzaga	9
9.	Michigan State	11
10.	Louisville	10
11.	UCLA	12
12.	George Washington	13
13.	Boston College	14
14.	Maryland	16
15.	Oklahoma	8
16.	Texas	15
17.	Indiana	17
18.	North Carolina St.	18
19.	Kentucky	20
20.	Ohio State	19
21.	Nevada	21
22.	Wisconsin	23
23.	Pittsburgh	25
24.	Wake Forest	24
25.	North Carolina	19

bold indicates games against 2005-06 opponents

### Quinn Returns To Lineup:

Notre Dame was forced to play without starting point guard Chris Quinn against IPFW on Dec. 18, but the senior co-captain is averaging 12.3 points, 5.3 rebounds and 7.0 assists per game since his return ... In Quinn's first game back, he took the court against Niagara and registered five points, five assists and four rebounds ... Just one game later, Quinn led the Irish to victory over Columbia with 18 points and eight assists ... He nearly claimed the school's second-ever triple-double in the Fordham game, carding 14 points, nine rebounds and eight assists ... The IPFW game marked just the second time in his career that Quinn missed a game and was forced to the sidelines with an injury ... Last season, he missed the final game of the year (versus Holy Cross in the first round of the National Invitation Tournament) ... Prior to that game, he had played in 94 consecutive outings ... Overall, he has played 103 of 105 games and earned 62 career starts.

### Looking For Seventh Straight Win:

A win tonight against Wofford would give Notre Dame its seventh-straight win ... The Irish have not put together seven consecutive wins since November to January of 2002-03, when they won eight straight by beating Albany (90-55), Marquette (92-71), Maryland (79-67), Texas (98-92), DePaul (102-71), Canisius (93-75), Vanderbilt (76-63) and Valparaiso (55-53).

### Irish Cut It Loose Against Fordham:

The 85 points Notre Dame scored in their 85-49 victory over Fordham on Dec. 28 were their most in a game this season. The last time the Irish scored that many points was the 88 they put up in a win over Marist on Dec. 22, 2004 - a span of more than one year. However, the Irish have scored 85-plus points in 33 games during the Mike Brey era.

### Francis Top-10 Again:

Senior co-captain Torin Francis' 26 career double-doubles rank him 10th in school history, tied with all-time Irish great Tom Hawkins. While LaPhonso Ellis' record of 54 double-doubles may be out of reach, Francis is within striking distance of some of Notre Dame's greatest players as he continues to climb the list:

1.	LaPhonso Ellis	54
2.	Bob Whitmore	47
3.	Walt Sahn	46
4.	Bob Arnzen	45
	Troy Murphy	45
6.	Collis Jones	43
7.	Adrian Dantley	39
8.	Ron Reed	34
9.	Ryan Humphrey	31

10. Tom Hawkins	26*
<b>Torin Francis</b>	<b>26</b>
12. Keith Robinson	22
13. Austin Carr	21
Pat Garrity	21
15. Sid Catlett	15

\*Rebound statistics were not kept in 1956-57, Hawkins' first year of competition

### Falls Feelin' It:

Junior guard Colin Falls scored a team-high 19 points on 5-10 shooting from long distance against Niagara ... Combining those numbers with his stats from the three previous games, Falls recorded a total of 71 points (17.8 ppg) on 18-37 (.486) shooting from beyond the arc ... Those 71 points are the second-most points Falls has scored in a four-game stretch in his Irish career, just one off of the 72 he dropped on Seton Hall, Villanova, Syracuse and St. John's from Jan. 5-15, 2005.

### Irish Cut It Loose Against Fordham:

The 85 points Notre Dame scored in their 85-49 victory over Fordham on Dec. 28 were their most in a game this season. The last time the Irish scored that many points was the 88 they put up in a win over Marist on Dec. 22, 2004 - a span of more than one year. However, the Irish have scored 85-plus points in 33 games during the Mike Brey era.

### 48 Points Lowest Point Total In Brey Era:

The 48 points scored by Notre Dame in the loss to North Carolina State were the fewest ever during Mike Brey's five-plus seasons (spanning 167 games) ... It marked the lowest point total since the Irish dropped a 72-48 decision at Marquette on Nov. 21, 1997 ... In addition, only on one other occasion has a Notre Dame team under Brey scored 50 points or less — vs. Connecticut on Feb. 21, 2004 (61-50).

### Rookie Ball:

With Chris Quinn out of the lineup against IPFW due to an injury, freshman Kyle McAlarney started at point guard for the Irish ... Also in the starting lineup was another first-year player, Luke Zeller ... Zeller has been in the starting rotation for the last four games since earning his first career start against Alabama ... The last time two freshmen were in the starting lineup in the same game was during the 2001-02 campaign when Chris Thomas and Jordan Cornette made starts together six different times throughout the season.

### Associated Press (Week of Dec. 26)

		LW
1.	Duke	1
2.	<b>Connecticut</b>	<b>2</b>
3.	Villanova	3
4.	Memphis	4
5.	Florida	5
6.	Illinois	6
7.	Washington	9
8.	Gonzaga	8
9.	Michigan State	10
10.	Louisville	11
11.	<b>Louisville</b>	<b>4</b>
12.	George Washington	13
13.	Boston College	14
14.	Oklahoma	7
15.	Texas	15
16.	Maryland	16
17.	Indiana	18
18.	Kentucky	19
19.	<b>North Carolina St.</b>	<b>21</b>
20.	Nevada	20
21.	Ohio State	21
22.	Wake Forest	22
23.	North Carolina	17
24.	Wisconsin	NR
25.	<b>West Virginia</b>	<b>NR</b>

bold indicates games against 2005-06 opponents

### 20005-06 Preseason Coaches' Poll

	Pts.
1. Villanova (9)	215
2. Connecticut (7)	213
3. Louisville	192
4. Syracuse	181
5. West Virginia	175
6. Georgetown	152
7. Pittsburgh	130
<b>8. NOTRE DAME</b>	<b>128</b>
9. Cincinnati	127
10. St. John's	79
11. DePaul	76
12. Marquette	73
13. Providence	68
14. Rutgers	53
15. Seton Hall	35
16. South Florida	23

First-place votes in parentheses

### 2005-06 Preseason All-BIG EAST Team

Josh Boone, Connecticut  
Rudy Gay Connecticut  
Taqun Dean, Louisville  
Carl Krauser, Pittsburgh  
Daryll Hill, St. John's  
Gerry McNamara, Syracuse  
Randy Foye, Villanova  
Allan Ray, Villanova  
Curtis Sumpter, Villanova  
Kevin Pittsnogle, West Virginia

### 2005-06 Preseason All-BIG EAST Honorable Mention

Erick Hicks, Cincinnati  
Brandon Bowman, Georgetown  
Jeff Green, Georgetown  
Chris Quinn, Notre Dame

### 2005-06 Preseason BIG EAST Co-Players of the Year

Rudy Gay, Connecticut  
Gerry McNamara, Syracuse

### 2005-06 Preseason BIG EAST Rookie of the Year

Eric Devendorf, Syracuse

### Notre Dame Defeats First Ranked Opponent in 2005-06:

Notre Dame's matchup with Alabama was its first against a ranked opponent this season ... The Irish were 2-5 versus ranked foes a year ago with both of its wins coming at the Joyce Center against Connecticut (78-74) and Boston College (68-65) ... The last win over a ranked opponent prior to the victory at Alabama was against then undefeated and fourth-ranked Boston College on Feb. 8, 2005 at the Joyce Center.

### Series Record vs. Wofford:

Tonight's matchup will be the first-ever meeting between Notre Dame and Wofford on the hardwood. The Terriers are the only team on the 2005-06 schedule that the Irish had never faced entering year.

### Series Record vs. Southern Conference:

Notre Dame owns a 14-1 (.933) record all-time versus Southern Conference teams, and are a perfect 8-0 at home ... The last time the Irish faced a team from the Southern Conference was on Nov. 25, 2002, when the Irish were on the winning end of a 75-50 tilt with Furman on the strength of 20-point nights from Dan Miller and Chris Thomas ... The team that the Irish have faced most often is Davidson — 12 times and leads the series 11-1.

### Double Delight:

In the win over IPFW, Notre Dame had two players register double-doubles in the same game ... Torin Francis recorded his third double-double of the season with 24 points and 11 rebounds, while teammate Russell Carter earned his first career double-double with an 11-point and 14-rebound effort ... The 14 boards were a career high for Carter ... Ironically, the last time two Irish players posted double-doubles in the same game was against the Mastodons in a 73-45 victory on November 23, 2004 ... In the contest, Chris Thomas finished with 10 points and 11 assists, while Dennis Latimore had 12 points and 11 rebounds.

### En Fuego:

Torin Francis has scored in double figures in seven of his last nine games and grabbed 10-plus rebounds in five contests ... In the last five games, he has averaged 14.0 points and 8.2 rebounds, while shooting 38-60 (.633) from the field ... Francis currently is averaging 13.8 points and 9.4 rebounds per game and is shooting 59.8 percent from the field.

### Offensive-Minded:

Chris Quinn and Torin Francis combined for 48 of Notre Dame's 67 points (71.6 percent) against Michigan ... Quinn scored a career-high 26 points and scored 20-plus points for the ninth time in his career, while Francis netted 22 points and went over the 20-point mark for 11th time in 87 career outings ... Their performance against the Wolverines marked the first time that two Irish players scored 20-plus points in the same game since Chris Thomas scored 24 and Colin Falls added 20 in an 84-73 loss to DePaul on Dec. 11, 2004 at the Joyce Center.

### Double The Pleasure:

Torin Francis' 22 points and 13 rebounds against Michigan marked his second straight double-double following a 13-point and 11-rebound effort against North Carolina State ... It also marked the third time in four games that he had grabbed 10-plus rebounds (he also had 14 in the season opener against Lafayette) ... Francis only recorded back-to-back double-doubles once last season — 16 pts./10 rebs. vs. Pittsburgh and 21 pts./13 rebs. vs. Rutgers ... He nearly had a double-double against Alabama finishing with 14 points and nine rebounds ... His third double-double of the season came against IPFW as he netted a season-high 24 points (one off of his career high) and grabbed 11 rebounds .. Francis has scored in double figures in 55 career games, netted 20-plus points in 21 contests and registered 26 career double-doubles (good for 10th in school history).

### The Irish All-Time:

The 2005-06 men's basketball campaign marks the 101st season of basketball and 11th as a member of the BIG EAST Conference ... In 100-plus seasons, Irish teams have posted a 1573-865 record for a .645 winning percentage ... In BIG EAST play, Notre Dame owns an 84-84 record all-time in conference regular-season play.

### The Captains:

Guard Chris Quinn and forward Torin Francis have been named captains for the 2005-06 season, marking the second straight year that the two have served as captains ... The duo becomes the 11th and 12th players to serve as two-time captains.

### Postseason Trend:

Since 2000, Notre Dame has appeared in either the NCAA or NIT tournaments each of the last six years ... The Irish played in the 2000 NIT and then earned three consecutive NCAA tournament berths — 2001, '02 and '03 — followed by NIT appearances in '04 and '05 ... This is the longest stretch of postseason appearances for Irish teams since making eight consecutive postseason trips from 1983-90 — (NIT in 1983 and '84 and NCAA from 1985-90).

### Home Sweet Home:

Since the inaugural season in 1968-69 at the Joyce Center, Notre Dame owns a 450-136 record all-time for a .768 winning percentage ... The Irish are 65-23 (.739) at the Joyce Center during Mike Brey's five seasons, and since the 1996-97 campaign, they own a 113-38 mark for a .748 winning percentage ... Notre Dame's 13-5 mark a year ago at home marked the seventh time in eight years that the Irish won 10 or more home games.

### Series Record vs. Wofford

First Meeting			
Home: 0-0, Away: 0-0, Neutral: 0-0		Result	Score
Date	Site		
First Meeting			
Scoring	Total	Average	
Wofford	0	0.0	
Notre Dame	0	0.0	

**Current Win Streak:** First Meeting

**Brey vs. Wofford:** 0-0

**ND Biggest Win:** First Meeting

**Wofford Biggest Win:**

**ND Biggest Win Streak:** First Meeting

**Wofford Biggest Win Streak:** First Meeting

### Welcome To The Club:

With his career-high 26-point performance against Michigan on Dec. 3, Chris Quinn became the 44th player in Notre Dame basketball history to score 1,000 career points ... In 103 (he played in his 100th career game against Florida International) career outings, Quinn has scored 1,073 points for a 10.4 career scoring average.

### Francis Gets To 1,000:

With his first basket of the game against Florida International on Dec. 10, Torin Francis became the 45th player in Notre Dame basketball history to score 1,000 points, joining teammate Chris Quinn who just a week earlier reached the mark against Michigan on December 3 ... In 93 career games, Francis has scored 1,069 points and owns an 11.5 career scoring average.

### 1,000-Point Duo:

Teammates Chris Quinn and Torin Francis became the 44th and 45th players, respectively, in Notre Dame basketball history to reach the 1,000-point plateau ... The senior co-captains reached the mark on successive Saturday outings ... Francis has 1,069 career points in 93 outings for an 11.5 average, while Quinn has scored 1,073 points in 103 games in an Irish uniform for a 10.4 career average ... The last time two players from the same class scored 1,000 points was Notre Dame's Class of 2002 — Troy Murphy and David Graves ... Murphy had reached the 1,000-point mark in his sophomore season and finished his career with 2,011 points before leaving after his junior year for the NBA ... In 94 career games, he averaged 21.4 points per game ... Graves finished his career with 1,746 points and reached the 1,000-point mark in his junior year (2000-01), the same season that Murphy topped the 2,000-point mark.

### Quinn and Francis In Elite Company:

Senior forward Torin Francis collected his 700th career rebound in the season opener versus Lafayette ... With 1,069 points, he is the 13th player in Notre Dame history to collect 1,000 career points and 700 career rebounds, joining this select company:

- Adrian Dantley (2,223 points, 843 rebounds)
- Pat Garrity (2,085 points, 776 rebounds)
- Troy Murphy (2,011 points, 924 rebounds)
- Tom Hawkins (1,820 points, 1,318 rebounds)
- Bob Arzen (1,665 points, 944 rebounds)
- Bob Whitmore (1,580 points, 1,043 rebounds)
- LaPhonso Ellis (1,505 points, 1,075 rebounds)
- Collis Jones (1,367 points, 884 rebounds)
- Ron Reed (1,153 points, 872 rebounds)
- Gary Novak (1,103 points, 736 rebounds)
- Walt Sahn (1,077 points, 1,146 rebounds)
- Keith Robinson (1,073 points, 713 rebounds)

Francis' classmate Chris Quinn also hit a milestone in the season-opening win over Lafayette, dishing out his 250th career assist ... With 1,073 career points to his credit, the Dublin, Ohio, native is the ninth player in Notre Dame history to score 1,000 points and hand out 250 assists, entering into this select company:

- Chris Thomas (2,195 points, 833 assists)
- David Rivers (2,058 points, 586 assists)
- Matt Carroll (1,850 points, 314 assists)
- David Graves (1,746 points, 340 assists)
- Elmer Bennett (1,488 points, 516 assists)
- John Paxson (1,366 points, 411 assists)
- Ryan Hoover (1,269 points, 264 assists)
- Rich Branning (1,232 points, 466 assists)

#### Shuffling The Starting Five:

Through the first nine games of this season, Notre Dame head coach Mike Brey has used four different starting lineups, each with varying results. Senior forward Torin Francis and junior guards Colin Falls and Russell Carter have been mainstays in the Irish starting line-ups. Interestingly, when freshman Luke Zeller is in the starting lineup, Notre Dame has gone 5-0.

Lineup	Record
Quinn, Falls, Carter, Kurz, Francis	2-2
Quinn, Falls, Carter, Zeller, Francis	4-0
McAlarney, Falls, Carter, Zeller, Francis	1-0
Quinn, Falls, Carter, Cornett, Francis	1-0

#### Where Charity Prevails:

Notre Dame's converted a season-high 89.5 percent from the foul line against IPFW as the Irish connected on 17 of 19 attempts ... After shooting just 53.8 percent from the line in the third game of the season against North Carolina State, the Irish are 122-162 from the charity (75.3 percent) ... The 45 free throws attempted by Notre Dame in their win over Columbia constitute a high mark in the Mike Brey era ... As a team, Notre Dame is 161-220 (73.2 percent), while opponents are 90-134 (67.2 percent).

#### Falls Ends Shooting Slump:

Junior sharpshooter Colin Falls, who led the Irish with 93 three-point field goals in 2004-05, was in the midst of a shooting slump heading into the Alabama game ... In the two previous outings against North Carolina State and Michigan, he was a combined 1-12 (.083) from the field and 1-11 (.090) from three-point range (.090) ... He was held scoreless in the loss to Michigan marking the eighth time in 68 career outings that he did not score a point ... With just three points in the previous outings against North Carolina State, it marked his lowest two-game point total since being held scoreless in back-to-back games against Providence and UCLA during his freshman season ... Against Alabama, he scored 24 points, connecting on 7-17 from the field and 7-14 from three-point range ... In the win over Florida International, he was 5-9 from the field and 3-6 from three-point range en route to scoring 13 points and was 6-16 from the field against IPFW and 3-7 from three-point range as he scored 15 points in 36 minutes.

#### Hitting The Boards:

Notre Dame owns a +5.8 advantage over its opponents on the boards as the Irish are averaging 39.5 rebounds per game, compared to just 33.7 by their opponents ... Notre Dame has outrebounded seven of their last eight opponents and has been on the plus side of the rebounding in eight of 10 games this season ... The only teams to outrebound the Irish are Hofstra (40-39) and Columbia (39-37), and the Irish won both games ... Notre Dame has outrebounded four opponents — Lafayette (43-29), North Carolina State (38-27), IPFW (40-29) and Fordham (43-31) by double digits ... Notre Dame had a streak of outrebounding opponents come to an end at six games against Columbia ... The last time an Irish team outrebounded at least six straight opponents was a stretch that spanned the 1999-00 and 2000-01 seasons when they bested nine straight teams on the boards: Georgetown (51-29), Rutgers (35-28), Miami (Fla.) (31-29), Michigan (30-26), Xavier (40-31), BYU (29-22), Penn State (38-25), Wake Forest (37-32) and Sacred Heart (48-33) ... The Irish held Fordham to 13 defensive rebounds, the lowest total in the Mike Brey era.

## BIG EAST Bites ....

### BIG EAST ROAD RECORDS IN LEAGUE PLAY SINCE 2000-01

Team	Record
Pittsburgh	24-16 (.600)
Syracuse	22-18 (.550)
Connecticut	22-18 (.550)
<b>NOTRE DAME</b>	<b>21-19 (.525)</b>
Georgetown	17-23 (.425)
Providence	17-23 (.425)
Villanova	16-24 (.400)
Seton Hall	11-29 (.275)
St. John's	8-32 (.200)
West Virginia	10-30 (.250)
Rutgers	3-37 (.075)

### IRISH ONE OF BIG EAST'S BEST DURING LAST FIVE SEASONS

Since Mike Brey's arrival, Notre Dame owns one of the BIG EAST's best regular-season records.

	Record
Connecticut	56-24 (.700)
Pittsburgh	56-24 (.700)
Syracuse	54-26 (.675)
<b>NOTRE DAME</b>	<b>49-31 (.613)</b>
Providence	40-40 (.500)
Villanova	40-40 (.500)
Georgetown	37-43 (.463)
Seton Hall	34-46 (.418)
St. John's	28-52 (.350)
Rutgers	24-56 (.300)

### 2005-06 BIG EAST STANDINGS (through games of Dec. 28)

	Overall Record	BIG EAST Record
Connecticut	10-0	0-0
Pittsburgh	10-0	0-0
Louisville	10-1	0-0
Cincinnati	10-2	0-0
Marquette	10-3	0-0
Syracuse	9-2	0-0
Rutgers	9-3	0-0
Villanova	8-0	0-0
<b>NOTRE DAME</b>	<b>8-2</b>	<b>0-0</b>
Georgetown	7-2	0-0
West Virginia	7-3	0-0
Seton Hall	6-3	0-0
DePaul	6-4	0-0
St. John's	6-4	0-0
South Florida	6-6	0-0
Providence	5-4	0-0

#### Player of the Week

Nov. 21	Roy Hibbert (GU)
Nov. 28	Denham Brown (UC)
Dec. 5	Quincy Douby (RU)
	Randy Foye (VU)
Dec. 12	Taquan Dean (UL)
Dec. 19	Gerry McNamara (SU)
Dec. 26	Rashad Anderson (UC)
	Kevin Pittsnoglew (WVU)

#### Rookie of the Week

Nov. 21	Dominic James (MU)
Nov. 28	Jerel McNeal (DU)
Dec. 5	Anthony Farmer (RU)
Dec. 12	Devan Downey (UC)
Dec. 19	Devan Downey (UC)
Dec. 26	Geoff McDermott (PC)

**New Faces In Irish Starting Lineup:**

When the starting five took the court for Notre Dame's season-opening game against Lafayette, two of the Irish players were relatively new additions to the starting lineup ... Junior guard Russell Carter made just his second career start, while sophomore Rob Kurz was in the starting lineup for the first time in his collegiate career ... In contrast, the other three Irish starters - senior guard Chris Quinn, senior forward Torin Francis and junior guard Colin Falls - carried 166 combined starts into the 2005-06 opener ... Freshman Luke Zeller started the Alabama and Florida International games in place of Rob Kurz, while another rookie, Kyle McAlarney was in the starting five against IPFW in place of injured co-captain Chris Quinn ... Senior Rick Cornett earned his second career start, and first of the season, in the Columbia game.

**For The Defense:**

Notre Dame's defense has yielded just 605 points in its first 10 games for an average of 60.5 points per game ... Last season, the Irish held opponents to just 64.1 points per contest, the fewest in head coach Mike Brey's five seasons ... Notre Dame has held three opponents to 50 points and under — (Hofstra, Florida International and Fordham).

**McAlarney Magic:**

Freshman Kyle McAlarney has played in all ten games for the Irish and is averaging 7.4 points and 1.2 rebounds and is Notre Dame's top scorer off the bench ... In the last three games, he has scored in double figures, netting a career-high 16 points against Niagara, 14 points versus Columbia and 10 points against Fordham ... McAlarney has enjoyed a stellar shooting performance in those three games shooting a combined 13-20 (.650) from the field and 9-16 (.563) from three-point range ... His performance over the first two games of that stretch earned him BIG EAST Weekly honor roll honors.

**Cornett Earns Second Career Start:**

Rick Cornett earned his second career start in Notre Dame's win over Columbia and finished the game with nine points in 15 minutes of action ... Cornett's only other career start was in an 82-69 victory at DePaul on December 14, 2003.

**Tough Enough:**

Notre Dame's 2005-06 schedule features five teams — Connecticut, Louisville, Alabama, West Virginia and Syracuse — that began the season ranked in the top 25 ... In addition, Notre Dame will take on eight teams that played in the 2005 NCAA Tournament — North Carolina State, Pittsburgh, Syracuse, Villanova, West Virginia, Louisville and Connecticut.

**Russellmania:**

Junior guard Russell Carter has now been in the starting lineup in 11 straight games for the Irish dating back to last season ... He has been in the starting lineup for each of Notre Dame's 10 contests and earned his first career start in the first round NIT matchup against Holy Cross in what was the final game of the season ... He has posted five double-figure scoring efforts, including a stretch of three in four outings with 11 points against Alabama, Florida International and IPFW wins ... He also has netted 10-plus points in four of the last six games ... Carter has responded to his new role and is averaging 8.9 points and 4.9 rebounds.

**Big Luke:**

Freshman Luke Zeller has performed well for the Irish in his first 10 collegiate games and is averaging 4.7 points and 5.0 rebounds ... He keyed Notre Dame's victory over Hofstra when he scored six points and grabbed nine rebounds (eight in the second half) and was instrumental in the Irish second-half comeback against Michigan with two three-pointers as he finished with eight points and grabbed six rebounds in 23 minutes of action ... He was held scoreless and without a rebound in the first half against Niagara, but responded with four points and seven boards in the final stanza ... He chipped in three offensive rebounds en route to a five-board night against Columbia ... Against Fordham, he scored a career-high 11 points and was one rebound away from being the first Notre Dame freshman to record a double-double since Torin Francis in 2002-03.

**Free-Throw Shooting In Last Five Minutes:**

Russell Carter .....	2-4 (.500)
Rob Kurz .....	4-4 (1.000)
Kyle McAlarney .....	4-4 (1.000)
Chris Quinn .....	18-18 (1.000)
Torin Francis .....	7-12 (.583)
Colin Falls .....	7-8 (.875)
Rick Cornett .....	2-6 (.333)
Luke Zeller .....	1-4 (.250)
Ryan Ayres .....	2-2 (1.000)
Zach Hillesland .....	2-2 (1.000)
Kieran Piller .....	2-2 (1.000)
	<b>58-70 (.829)</b>
<b>Opponents .....</b>	<b>26-34 (.765)</b>

**Hot Stuff:**

Notre Dame shot a season-best 55.2 percent from the field against Niagara on Dec. 21 ... The Irish connected on 32-58 from the field and were 17-28 (.607) in the second half ... It was also the best a Notre Dame team has shot since February 22, 2003 versus Virginia Tech (98-76 Irish victory) when that Irish squad was 36-65 from the field for 55.4 percent.

**"B" Is For BIG And BIG EAST:**

With its membership of 16 teams, The BIG EAST Conference is the largest Division I conference in the nation ... The new additions are Cincinnati, DePaul, Louisville, Marquette and South Florida.

**Irish Set For Three Repeat Games In BIG EAST Play:**

Notre Dame will play DePaul, Marquette and Providence twice (both home and away) as part of its BIG EAST Conference regular-season 16-game slate during the 2005-06 campaign ... Playing under a straight divisional format with 16 teams this year, Notre Dame will play 10 opponents once, but will not face either Cincinnati or St. John's during the regular season.

**Road Warriors:**

In Mike Brey's five seasons, his Irish teams have compiled a road record of 44-35 (.557) ... That includes a 28-24 mark (.538) in true road games and a 15-11 (.577) record in neutral site contests.

**BIG EAST Road Warriors:**

Over the past five seasons, four teams have compiled winning road records in BIG EAST league games ... Pittsburgh is the leader with a 24-16 mark, Connecticut and Syracuse at 22-18, while Notre Dame is 21-19.

**Irish On The Road Under Brey:**

	<u>Away</u> .....	<u>Neutral</u> .....	<u>Overall</u>
<b>2005-06</b>	2-0 .....	0-1 .....	2-1
<b>2004-05</b>	4-6 .....	0-1 .....	4-7
<b>2003-04</b>	6-5 .....	2-1 .....	8-6
<b>2002-03</b>	4-5 .....	6-3 .....	10-8
<b>2001-02</b>	8-4 .....	5-3 .....	13-7
<b>2000-01</b>	6-4 .....	2-2 .....	8-6
<b>Totals</b>	<b>30-24</b> .....	<b>15-11</b> .....	<b>45-35</b>
	(.556) .....	(.625) .....	(.563)

**BIG EAST Dis-tinction:**

Notre Dame and Syracuse are the only two schools to post winning conference records in BIG EAST play each of the last five seasons ... Notre Dame has gone 11-5 (2000-01), 10-6 (2001-02), 10-6 (2002-03), 9-7 (2003-04) and 9-7 (2004-05), while Syracuse has posted marks of 10-6 (2001-01), 9-7 (2001-02), 13-3 (2002-03), 11-5 (2003-04) and 11-5 (2004-05).

**BIG EAST Formula For Success Under Brey:**

Since his arrival at Notre Dame, Brey has led Notre Dame to a 49-31 (.605) record in BIG EAST regular-season games and a 2-5 mark in tournament play for an overall record of 51-36 (.586) against league foes ... In Brey's first season, the Irish posted their first-ever winning record in BIG EAST play and won the BIG EAST West Division title

with an 11-5 mark ... Prior to Brey's arrival at Notre Dame, Irish teams have a 35-53 (.398) regular-season record since joining the league in 1995-96.

#### **Not So Lucky:**

Notre Dame is the only team from one of the six major conferences to have a winning record in league play each of the past two seasons yet fail to make the NCAA Tournament ... 20 teams from the Big Six (ACC, BIG EAST, Big Ten, Big 12, Pac-10 and SEC) had a winning record in both 2003-04 and '04-05, while 19 other schools made the tournament both seasons.

#### **Keeping It Close:**

In the 58 losses suffered by Irish teams in Mike Brey's four seasons, only 16 have been by 10 or more points and have been by a combined 415 points for an average of 7.2 points ... Notre Dame's biggest losses have been on the road at Pittsburgh (72-55 on January 6, 2003) and against Arizona (88-71 on March 27, 2003) in the West Regional semifinal in Anaheim, Calif.... Prior to those setbacks, the worst defeat was a 16-point decision at Connecticut during Brey's first season ... Notre Dame's 11 losses during the 2001-02 season were by a combined 49 points for an average margin of defeat of 4.5 points ... Only one loss that season (versus Georgetown at the Joyce Center) was by double figures, while eight of those setbacks were by five or less points.

#### **Down To The Wire:**

Five of Notre Dame's 29 games in 2004-05 were decided by a single point ... The Irish were 3-2 in those contests ... Notre Dame teams are 9-4 overall during Mike Brey's tenure in one-point games ... Thirteen of Notre Dame's 17 BIG EAST contests last season were decided by less than 10 points.

#### **Key Runs Help Irish In First Two Wins:**

In each of Notre Dame's first two games, it was key runs in either the first or second halves that have ignited the Irish ...

vs. Lafayette: The Leopards led 23-22 with 8:11 in the first half, but Notre Dame closes out the first half with a 17-3 run for a 39-26 halftime advantage.

vs. Hofstra: After trailing 33-29 at the break, Notre Dame has a 49-43 advantage with 11:35 remaining in the game ... The Irish then use a 17-5 run to open up a 66-48 lead with 4:21 remaining ... Notre Dame holds the Pride scoreless in the final 3:21 of the contest.

#### **218 And Counting:**

Heading into the tonight's game against Wofford, Notre Dame has hit at least one three-pointer in 218 straight games, a mark that dates back to the 1998-99 campaign ... The last time an Irish team failed to hit a three-pointer was a 101-70 loss to Connecticut at the Hartford Civic Center on January 12, 1999 as Notre Dame finished 0-7 from beyond the arc in the game.

#### **Irish Among Best In Wins Average:**

Over the last six years, Notre Dame is one of 25 teams nationally that has averaged better than 20 wins per season ... The Irish have compiled a 123-71 record for a .634 winning percentage after finishing 22-15 (1999-2000), 20-10 (2000-01), 21-11 (2001-02), 24-10 (2002-03), 19-13 (2003-04) and 17-12 (2004-05).

#### **Over The Century Mark:**

Notre Dame has scored 100-plus points five times during the Mike Brey era ... The last 100-point effort by an Irish team was in a 101-96 overtime decision at Boston College on Jan. 25, 2003.

#### **Threes Fall For Falls:**

In 71 career outings, 161 of Colin Falls' 187 field goals have come from three-point range ... That translates into a 86.1 percent ... Thirty-one of his 39 of his field goals this season have come from three-point range (79.5) ... Overall during his career, he has connected on 161 of 402 three-point attempts for a 40.0 accuracy from the field.

#### **Another Way To Get His Threes:**

While Colin Falls is considered Notre Dame's three-point threat and leads the team in three-point field goals, the junior sharpshooter has also found another way to get his three points ... In 2004-05, Falls was fouled a total of 16 times while shooting from beyond the arc and converted on 43-48 (.896) of his free-throw attempts ... This season, he was fouled twice in the Hofstra game and made 4-6 from the charity stripe.

#### **Irish Roll Under Brey In November:**

Under head coach Mike Brey, the Irish are 21-2 (.913) all-time in games played during the month of November ... The first November loss was to Creighton 80-75 in the championship game of the Guardians Classic on Nov. 26, 2002 and the second was to North Carolina State 61-48 in the John R. Wooden Tradition on Nov. 26, 2005.

#### **Kurz Earns BIG EAST Honor Roll Honors:**

Rob Kurz was named to the BIG EAST Weekly Honor Roll for the week of Nov. 21 after finishing with career bests of 18 points and eight rebounds in Notre Dame's 84-66 win over Lafayette ... Kurz played a career-high 25 minutes in the game and shot 8-10 from the field.

#### **Francis Earns BIG EAST Honor Roll Honors Twice:**

Senior Torin Francis has been named to the BIG EAST Honor Roll in consecutive weeks ... He earned the recognition for the first time the week of Dec. 12 after averaging 15.0 points and 8.0 rebounds in wins over Alabama and Florida International ... Against the Crimson Tide, he scored 14 points and grabbed nine rebounds and followed up that performance with 16 points, seven rebounds, three blocked shots, two steals and two assists versus the Golden Panthers ... Francis also was named to the honor roll this week after scoring 24 points and grabbing 11 rebounds against IPFW in Notre Dame's 65-63 win.

#### **McDonald's All-Americans:**

Notre Dame's 2005-06 team features two McDonald's High School All-Americans — Torin Francis and Luke Zeller ... A total of 15 players who have donned an Irish uniform have been McDonald's All-Americans ... Zeller, a freshman from Washington, Ind., is the most recent McDonald's All-American, following Francis who earned McDonald's accolades in 2002 ... Francis also was named the recipient of the Morgan Wootten Award as the McDonald's National Boys Player of the Year ... Zeller played his McDonald's All-American game at the Joyce Center on March 30, 2005 ... Former Irish players who were also McDonald's All-Americans include: Tim Andre (1979-83), Ken Barlow (1982-86), LaPhonso Ellis (1988-92), Ryan Humphrey (2000-02), Tracy Jackson (1973-77), Tim Kempton (1982-86), Dan Miller (2001-03), John Paxson (1979-83), David Rivers (1984-88), Keith Robinson (1986-90), Tom Sluby (1980-84), Barry Spencer (1980-84), Chris Thomas (2001-05), Torin Francis (2002-present) and Luke Zeller (2005-present).

#### **Mr Indiana:**

When former standout Chris Thomas (2001-05) entered Notre Dame in the fall of 2001, he became the first Mr. Indiana Basketball to play for the Irish. Thomas, who graduated in May of 2005 and finished as the school's career leader in nine categories, earned the honor in 2001. History repeated itself four years later when current freshman Luke Zeller copped the state's top honor in 2005.

#### **Irish Sign Two In Early Signing Period:**

Irish head coach Mike Brey signed two players during the early signing period on Wed., Nov. 9 — Luke Harangody (Schererville, Ind.) and Tory Jackson (Saginaw, Mich.), Harangody, a 6-8, 250-pound forward attends Andrean High School in Merriville, Ind ... As a junior, he led his team in scoring and rebounding, averaging 23.2 points and 12.3 rebounds ... He ranked 11th and third, respectively, in scoring and rebounding among all Indiana players in his junior season ... Named the 2005 **Post Tribune Northwest** and **The Times Northwest** Player of the Year, he led Andrean to a 21-3 record and to the Gary (Ind.) Class 3A sectional championship ... Jackson, a 5-10, 175-pound guard, was named the '05 Michigan Class C Player of the Year and was a unanimous all-state selection ... He paced his Buena Vista High School team to a 17-6 record in '04-'05 while averaging 30.0 points, 8.0 rebounds, 6.0 assists and 3.0 steals ... This past summer, he played for the Blue Team

which garnered the silver medal at the '05 Youth Development Festival as his squad finished with a 3-1 mark.

### **All In The Families:**

Sophomore Rob Kurz' sister Laura is a sophomore on the Duke women's basketball team ... Freshman Ryan Ayers' father Randy is currently an assistant coach with the Orlando Magic ... He formerly was the head coach at Ohio State and with the Philadelphia 76ers.

### **Omari Isreal Leaves Program:**

Junior forward Omari Isreal left the Irish basketball program on November 11 and will transfer to Loyola College ... As a sophomore last season, he averaged 1.4 points and 1.8 rebounds ... He missed the 2003-04 campaign, his freshman season, while recovering from knee surgery for an ACL injury suffered in the final season of his prep career.

### **Kevin White Radio Show:**

Look for the Kevin White Radio Show on ESPN 1000 AM radio in Chicago ... The hour-long show, which debuted on Sept. 4, is in its sixth season and will run for 30 weeks throughout the year.

Guests regularly will include familiar names from all facets of college athletics ... The show features White, Notre Dame's director of athletics, and ESPN 1000's Dave Juday ... It can be heard regularly at 11:00 p.m. Central time on Sunday evenings ... ESPN 1000 in Chicago can be heard in more than 30 states around the country.

Sponsors of the show include Gatorade, Xerox, adidas, Comcast, McDonald's, Chase, Coca-Cola, Sirius Satellite Radio, Jordan Industries and Sayers Computer Source.

### **Notre Dame Basketball Radio Show:**

Logan's Roadhouse Restaurant in Mishawaka will once again be the site of the Notre Dame Basketball Radio Show during the 2005-06 season featuring Irish coach Mike Brey and a player each week ... The 30-minute radio show will be broadcast live on Monday nights on WZOW 97.7 FM and 103.3 FM and will run 10 times during the year beginning at 7:00 p.m. ... The remaining dates of the show are Dec. 19, Jan. 9, Jan. 16, Jan. 23, Jan. 30, Feb. 6, Feb. 13 and Feb. 27 ... Jack Nolan once again will serve as the show's host.

### **Inside Irish Basketball With Mike Brey:**

The University of Notre Dame and Notre Dame Sports Properties once again will combine to create "Inside Irish Basketball with Mike Brey." ... The show will be available to network and cable affiliates across the country in 2005-06 ... It will air throughout the season and will be produced and distributed by Notre Dame Sports Properties ... Jack Nolan of WNDU will once again serve as the host ... Nolan and Irish head coach Mike Brey will recap games from the previous week, in addition to previewing upcoming opponents on the schedule ... The scheduled airing dates for the show are: Dec. 6, Dec. 13, Dec. 20, Jan. 10, Jan. 17, Jan. 24, Jan. 31, Feb. 7, Feb. 14, Feb. 21, Feb. 28, Mar. 7 and Mar. 14.

### **Irish Successful On And Off The Court:**

The University of Notre Dame men's basketball team is enjoying success both on the court and in the classroom this season ... The 12 members of the Irish basketball program combined to produce a 3.244 grade-point average during the 2005 fall semester — its highest GPA ever and the fourth straight semester the team has been over a 3.000 grade index ... It also was the first time that the Irish had a team average of better than 3.200.

Nine members of the team were over a 3.000 grade-point average — Ryan Ayers (3.250), Russell Carter (3.083), Rick Cornett (3.250), Colin Falls (3.333), Zach Hillesland (3.500), Chris Murphy (3.400), Kieran Piller (3.600), Chris Quinn (3.833) and Luke Zeller (3.400).

## **Irish Athletes Fare Well In Graduation Success Rate Survey**

Sixteen of 20 athletics programs at the University of Notre Dame compiled graduation rates of 100 percent, and none were below 90 percent, according to a new measurement developed by the NCAA.

The Graduation Success Rate (GSR) was created to more accurately reflect actual graduation rates by including transfer data in the calculation. The graduation rate methodology used for the past decade by the Department of Education counts all student-athletes who transfer from or leave an institution for any reason as non-graduates from their initial school, even if they leave in good academic standing.

College and university presidents asked the NCAA to develop a new methodology that takes into account the mobility among students in today's higher education environment. Research indicates that approximately 60 percent of all new bachelor's degree recipients are attending more than one undergraduate institution during their collegiate careers.

NCAA figures released today showed that, among Notre Dame's men's sports, baseball, cross country/track, fencing, ice hockey, soccer, swimming and tennis achieved 100 percent GSR scores. Football scored 96 percent, golf was 92 percent and basketball was 90 percent. (Lacrosse is not included because the program did not offer grants in aid during the years covered in the survey.)

The Irish women's programs with a GSR of 100 percent were basketball, cross country/track, fencing, golf, lacrosse, softball, swimming, tennis and volleyball. Soccer scored a 94 percent GSR.

Among the 119 NCAA Division I-A institutions, Notre Dame had the highest percentage of its sports with 100 percent scores, with a .800 figure (16 of 20).

Here are the top 10 in that category:

Institution	Percentage	100 Scores/Sports Rated
1. Notre Dame	.800	16/20
2. U.S. Naval Academy	.789	15/19
3. Northwestern	.722	13/18
4. Duke	.714	15/21
5. Illinois	.706	12/17
6. SMU	.643	9/14
7. Clemson	.600	9/15
8. Rice	.583	7/12
Vanderbilt	.583	7/12
10. Central Florida	.571	8/14
Wake Forest	.571	8/14

The national GSR for Division I-A is 76 percent. Only team rates were released; an aggregate rate for each institution will be announced in late January.

The first-year GSR data is based upon the entering classes from 1995 to 1998.

The GSR should not be confused with another new NCAA initiative, the Academic Progress Rate, which uses a series of formulas related to student-athlete retention and eligibility to measure the academic performance of all participants who receive a grant-in-aid on every team at every NCAA Division I college and university.

In addition to the GSR, the NCAA will continue to compile data and release results based upon the federally mandated methodology.



## Notre Dame's Records in 2005-06 when ...

Played at the Joyce Center.....	6-1
Played on the Road.....	2-0
Played at a neutral site.....	0-1
BIG EAST Conference Record.....	0-0
Non-Conference Record.....	8-2
Leading at Halftime.....	7-0
Trailing at Halftime.....	1-1
Tied at Halftime.....	0-1
Playing an Overtime Game.....	0-0
Shoots .500 or better.....	2-0
Shoots .500 or less.....	6-2
Opponent shoots .500 or less.....	8-2
Shoots better than opponent.....	7-0
Shoots worse than opponent.....	1-2
Makes more free throws than opponent.....	7-1
Makes less free throws than opponent.....	1-1
Outrebounds opponents.....	6-2
Outrebounded by opponents.....	2-0
Same number of rebounds.....	0-0
Has more turnovers than opponent.....	5-2
Has fewer turnovers than opponent.....	2-0
Had same number of turnovers.....	1-0
Bench outscores opponent's bench.....	4-0
Outscored by opponent's bench.....	4-1
Bench points are the same.....	0-1
Plays a ranked opponent.....	1-0
Makes 10 or more three-pointers.....	3-0
No Notre Dame player fouls out.....	6-2
One Notre Dame player fouls out.....	1-0
Two Notre Dame players foul out.....	1-0
Wears White Uniforms.....	6-1
Wears Blue Uniforms.....	2-1
Wears Gold Uniforms.....	0-0
Plays in a In-Season Tournament.....	0-0
Plays on Television.....	2-2
Plays in November.....	2-1
Plays in December.....	6-1
Plays in January.....	0-0
Plays in February.....	0-0
Plays in March.....	0-0
Plays in Day Games.....	0-1
Plays in Night Games.....	7-1
Plays on Sundays.....	2-0
Plays on Mondays.....	0-0
Plays on Tuesdays.....	1-0
Plays on Wednesdays.....	3-0
Plays on Thursdays.....	0-0
Plays on Fridays.....	1-0
Plays on Saturdays.....	1-2
Final Margin is 5 points or less.....	2-1
Final Margin is 6-10 points.....	1-0
Final Margin is 11-20 points.....	2-1
Final Margin is more than 20 points.....	3-0
Has a player score 20-plus points.....	1-1
Has a player score 30-plus points.....	0-0
Scores 59 points or less.....	0-1
Scores 60-69 points.....	2-1
Scores 70-79 points.....	2-0
Scoring 80-89 points.....	4-0
Scoring 90-plus points.....	0-0

## 2005-06 Notre Dame Men's Basketball Teleconferences

Call: (317) 263-8800

Passcode: 845800

All teleconferences begin at 10:00 a.m. (EST)/9:00 a.m. (CST)

**Monday, January 2**

(Pittsburgh/DePaul)

**Monday, January 9**

(Syracuse/Providence)

**Wednesday, January 18**

(Marquette/Georgetown)

**Thursday, January 26**

(Villanova/West Virginia)

**Thursday, February 2**

(Louisville/Rutgers)

**Monday, February 13**

(South Florida/Seton Hall)

**Monday, February 20**

(Connecticut)

**Thursday, February 23**

(Marquette/Providence)

**Thursday, March 2**

(DePaul)

## 2005-06 BIG EAST Teleconferences

**Jan. 12, Jan. 26, Feb. 9 and Feb. 23**

11:00 a.m. Andy Kennedy (Cincinnati)

11:08 a.m. Mike Brey (Notre Dame)

11:16 a.m. Tom Crean (Marquette)

11:24 a.m. Jim Calhoun (Connecticut)

11:32 a.m. Jerry Wainwright (DePaul)

11:40 a.m. Jamie Dixon (Pittsburgh)

11:48 a.m. Rick Pitino (Louisville)

11:56 a.m. John Thompson III (Georgetown)

**Jan. 19, Feb. 2, Feb. 16 and Mar. 2**

11:00 a.m. Jay Wright (Villanova)

11:08 a.m. Gary Waters (Rutgers)

11:16 a.m. John Beilein (West Virginia)

11:24 a.m. Louis Orr (Seton Hall)

11:32 a.m. Norm Roberts (St. John's)

11:40 a.m. Robert McCullum (South Florida)

11:48 a.m. Jim Boeheim (Syracuse)

11:56 a.m. Tim Welsh (Providence)

Call: (913) 381-5533



## Head Coach Mike Brey

6th season at Notre Dame • 110-58 (.655)  
 11th season as a head coach • 209-110 (.655)

- Named the 17th head coach at the University of Notre Dame on July 14, 2000
- A 19-year veteran of the college ranks...
  - University of Notre Dame (head coach) 2000-05 (six seasons)
  - University of Delaware (head coach) 1995-2000 (five seasons)
  - Duke University (assistant coach) 1987-95 (eight seasons)

• Spent eight years as an assistant coach under Mike Krzyzewski at Duke and during that time the Blue Devils advanced to the Final Four six times and won national championships in both 1991 and '92. While there, Duke compiled a 216-65 record

• Played at DeMatha High School under legendary coach Morgan Wootten and graduated from there in 1977. Also served as an assistant coach for Wootten from 1982-87

• Received DeMatha High School's Distinguished Alumnus Award in October 2003

• Recipient of 2003 Coaches vs. Cancer Champion Award in recognition of his fund-raising efforts for the Coaches vs. Cancer Program and a member of the CVC National Council

• Signed a contract extension through 2011 on October 25, 2004

### Mike Brey vs. Ranked Opponents:

Overall: 17-34

at Notre Dame: 17-28

(2005-06: 1-0; 2004-05: 2-5; 2003-04: 2-8; 2002-03: 5-6; 2001-02: 3-6; 2000-01: 4-3)

at Delaware: 0-6

### Mike Brey in Overtime Games at Notre Dame:

Overall: 3-0

at Georgetown (2/9/02) 116-111 (4 OT)

at Boston College (1/25/03) 101-96

vs. Georgetown (2/1/03) 93-92 (2OT)

	<u>Overall</u>	<u>BIG EAST (regular season)</u>
2000-01	20-10	11-5 (1st place-West Division)
2001-02	22-11	10-6 (2nd place-West Division)
2002-03	24-10	10-6 (3rd place-West Division)
2003-04	19-13	9-7 (7th place)
2004-05	17-12	9-7 (6th place)
2005-06	8-2	0-0
	110-58 (.655)	49-31 (.613)

• Has guided five of his 10 teams to NCAA tournament play; eight of those teams have advanced to the postseason (three NIT appearances)

• In his first season, led Notre Dame to the 2000-01 BIG EAST West Division championship (its first league regular-season title in school history). In 2002-03, guided the Irish to their first Sweet 16 appearance since 1987

• He is only coach in the program's history to lead his teams to three consecutive 20-win seasons and three straight NCAA tournament appearances in his first three seasons

### Mike Brey Among BIG EAST's Best

Since his arrival, Mike Brey has compiled a 51-36 (.593) record in BIG EAST games (49-31 in regular season and 2-5 in tournament contests). Here's how the Irish coach ranks against some of the BIG EAST's best (both past and present)....

<b>Jim Calhoun (UC: 1986-)</b>	<b>234-127 (.648)</b>
John Thompson (GU: 1979-99)	231-123 (.653)
<b>John Thompson III (GU: 2004-)</b>	<b>9-9 (.500)</b>
<b>Rick Pitino (PC: 1985-87 and UL (2005-)</b>	<b>18-17 (.514)</b>
Paul Evans (UP: 1986-94)	76-70 (.524)
Ben Howland (UP: 1999-03)	46-29 (.613)
<b>Jamie Dixon (UP: 2003-)</b>	<b>25-11 (.694)</b>
Pete Gillen (PC: 1994-98)	38-43 (.469)
<b>Tim Welsh (PC: 1998-)</b>	<b>54-68 (.443)</b>
<b>Gary Waters (RU: 2001-)</b>	<b>22-46 (.324)</b>
Lou Carnesecca (SJU: 1979-92)	139-80 (.635)
Mike Jarvis (SJU: 1998-03)	57-36 (.613)
<b>Norm Roberts (2004-)</b>	<b>3-13 (.188)</b>
P.J. Carlesimo (SH: 1982-94)	90-130 (.409)
Tommy Amaker (SH: 1997-01)	35-39 (.473)
<b>Louis Orr (SH: 2001-)</b>	<b>30-39 (.435)</b>
<b>Jim Boeheim (SU: 1979-)</b>	<b>311-165 (.635)</b>
Rollie Massimino (VU: 1979-92)	123-92 (.572)
Steve Lappas (VU: 1992-01)	96-79 (.559)
<b>Jay Wright (VU: 2001-)</b>	<b>36-36 (.500)</b>
John Beilien (WVU: 2002-)	20-31 (.392)
Gale Catlett (WVU: 1995-02)	49-78 (.386)

### Irish Record Under Brey In Games Decided By....

1 point.....	9-4
2 points.....	4-3
3 points.....	6-10
4 points.....	3-4
5 points.....	2-5
6 points.....	5-1
7 points.....	5-4
8 points.....	3-7
9 points.....	3-4
10 points.....	5-3
11-15 points.....	24-11
16-20 points.....	15-2
21-30 points.....	12-0
31-40 points.....	10-0
41-50 points.....	4-0
50+points.....	0-0
	110-58

# Notre Dame under Mike Brey...

	<u>Overall</u>	<u>2005-06</u>
Overall	110-58 (.655)	8-2 (.800)
At Home	65-23 (.739)	6-1 (.857)
On the Road	30-24 (.556)	2-0 (1.000)
Neutral Site	15-11 (.577)	0-1 (.000)
vs. BIG EAST (all games)	51-36 (.586)	0-0 (.000)
BIG EAST GAMES (regular season)	49-31 (.613)	0-0 (.000)
Home	29-12 (.707)	0-0 (.000)
Road	20-19 (.513)	0-0 (.000)
Non-Conference Teams (regular season)	52-17 (.754)	8-2 (.800)
Home	37-9 (.804)	6-1 (.857)
Road	8-5 (.615)	2-0 (1.000)
Neutral	8-3 (.727)	0-1 (.000)
Notre Dame Shoots 50% or better	38-2 (.950)	2-0 (1.000)
Notre Dame Shoots less than 50%	72-56 (.563)	6-2 (.750)
Hold opponent to less than 50%	98-43 (.695)	8-2 (.800)
Hold opponent to less than 40%	67-8 (.893)	6-0 (1.000)
Outrebounds opponent	58-21 (.734)	7-2 (.777)
Plays an overtime game	3-0 (1.000)	0-0 (.000)
Plays a ranked opponent	16-28 (.386)	0-0 (.000)
Plays in November	21-2 (.913)	2-1 (.667)
Plays in December	30-10 (.750)	6-1 (.857)
Plays in January	24-16 (.600)	0-0 (.000)
Plays in February	22-16 (.579)	0-0 (.000)
Plays in March	13-14 (.481)	0-0 (.000)
Scores 50 points or less	0-2 (.000)	0-1 (.000)
Scores 50+ points	110-56 (.663)	8-1 (.888)
Scores 60+ points	105-43 (.709)	8-1 (.888)
Scores 70+ points	86-28 (.754)	6-0 (1.000)
Scores 80+ points	48-5 (.906)	4-0 (1.000)
Scores 90+ points	19-0 (1.000)	0-0 (.000)
Scores 100+ points	5-0 (1.000)	0-0 (.000)
Season openers	6-0 (1.000)	1-0 (.000)
Season openers at the Joyce Center	6-0 (1.000)	1-0 (.000)
Record in first home game	6-0 (1.000)	1-0 (1.000)
Records in first road game (includes neutral)	3-3 (.500)	0-1 (.000)
Records in BIG EAST openers at home	4-1 (.800)	0-0 (.000)
Records in BIG EAST openers on the road	3-2 (.600)	0-0 (.000)
Best Record	24-10 (.706) (2002-03)	8-2 (.800)
Worst Record	17-12 (.586) (2004-05)	8-2 (.800)
Most BIG EAST wins in a season	11 (2000-01)	—
Most BIG EAST losses in a season	7 (2003-04, 2004-05)	—
Longest home winning streak	16 (2002-03)	4
Longest road winning streak	5 (2000-01)	2
Longest home losing streak	3 (2001-02)	1
Longest road losing streak (includes neutral)	4 (2004-05)	1

## Miscellaneous Irish Stats...

### Career Games In Double Figures:

Chris Quinn	56
Torin Francis	55
Colin Falls	25
Rick Cornett	5
Russell Carter	5
Rob Kurz	3

### Career Games With 20-Plus Points:

Torin Francis	12
Chris Quinn	9
Colin Falls	5

### Career Games With 10-Plus Rebounds:

Torin Francis	33
Rick Cornett	2
Russell Carter	1

### Career Games With 20-Plus Rebounds:

Torin Francis	1
---------------	---

### Career Double-Doubles:

Torin Francis	26
Rick Cornett	1
Russell Carter	1

### Career Games as Statistical Leader...

#### Chris Quinn —

Scoring:	12
Assists:	23
Steals:	32
Blocks:	4
Rebounds:	1

#### Torin Francis —

Scoring:	17
Rebounds:	55
Assists:	1
Steals:	9
Blocks:	44

#### Colin Falls —

Scoring:	12
----------	----

Steals: 9

Blocks: 3

Assists: 1

#### Russell Carter —

Steals: 6

Blocks: 4

Rebounds: 1

#### Rick Cornett —

Rebounds: 4

Steals: 5

Blocks: 5

#### Rob Kurz —

Scoring: 1

Blocks: 2

Steals: 2

#### Luke Zeller —

Rebounds: 2

Blocks: 1

#### Kyle McAlarney —

Assists: 2

# Irish in the Record Books

## Career Three-Point Field Goals Made

1. Chris Thomas (2001-05).....	302
2. Matt Carroll (1999-03).....	301
3. David Graves (1998-02).....	259
4. Ryan Hoover (1992-96).....	248
5. <b>Chris Quinn (2002-present) .....</b>	<b>185</b>
6. Martin Ingelsby (1997-01).....	167
7. <b>Colin Falls (2003-present) .....</b>	<b>161</b>

## Career Three-Point Field Goals Attempted

1. Chris Thomas (2001-present).....	833
2. Matt Carroll (1999-03).....	769
3. Ryan Hoover (1992-96).....	680
4. David Graves (1998-02).....	630
5. <b>Chris Quinn (2002-present) .....</b>	<b>443</b>
6. <b>Colin Falls (2003-present) .....</b>	<b>402</b>
7. Martin Ingelsby (1997-01).....	394
8. Antoni Wyche (1995-99).....	333

## Career Three-Point Field Goal Percentage

1. Joe Frederick (1987-90).....	490
2. Martin Ingelsby (1997-01).....	424
3. <b>Chris Quinn (2002-present) .....</b>	<b>418</b>
4. David Graves (1998-02).....	411
5. <b>Colin Falls (2003-present) .....</b>	<b>400</b>

## Career Rebounds

1. Tom Hawkins (1956-59).....	1,318
2. Walter Sahn (1962-65).....	1,146
3. LaPhonso Ellis (1988-92).....	1,075
4. Robert Whitmore (1866-69).....	1,043
5. Bob Arnzen (1966-69).....	944
6. Troy Murphy (1998-01).....	924
7. Michael Graney (1957-60).....	893
8. Collis Jones (1968-71).....	884
9. Ron Reed (1962-65).....	872
10. Adrian Dantley (1973-76).....	843
11. <b>Torin Francis (2002-present) .....</b>	<b>780</b>
12. Pat Garrity (1994-98).....	776

## Career Rebounding Average

1. Walter Sahn (1962-65).....	16.9
2. Tom Hawkins (1956-59).....	16.7
3. Ron Reed (1962-65).....	14.3
4. Michael Graney (1957-60).....	13.3
5. Robert Whitmore (1966-69).....	12.4
6. John Shumate (1972-74).....	11.6
7. Bob Arnzen (1966-69).....	11.5
8. LaPhonso Ellis (1988-92).....	11.1
9. Collis Jones (1968-71).....	10.4
10. Ryan Humphrey (2000-02).....	9.9
14. Jay Miller (1962-65).....	8.9
15. Gary Novak (1971-74).....	8.7
16. <b>Torin Francis (2002-present) .....</b>	<b>8.4</b>

## Career Assists

1. Chris Thomas (2001-05).....	824
2. David Rivers (1984-88).....	586
3. Tim Singleton (1987-91).....	549
4. Martin Ingelsby (1997-01).....	526
5. Elmer Bennett (1988-92).....	516
6. Rich Branning (1976-80).....	466
7. John Paxson (1979-83).....	411
8. Jackie Meehan (1969-71).....	395
9. Admore White (1993-97).....	390
10. Jimmy Dillon (1996-00).....	387
11. David Graves (1998-02).....	340
12. Matt Carroll (1999-03).....	314
13. <b>Chris Quinn (2002-present) .....</b>	<b>294</b>

## Career Assist Average

1. Chris Thomas (2001-present).....	6.5
2. Doug Gottlieb (1995-96).....	5.7
3. Jackie Meehan (1968-71).....	5.3
4. David Rivers (1984-88).....	5.0
5. Tim Singleton (1987-91).....	4.9
6. Martin Ingelsby (1997-01).....	4.3
7. Elmer Bennett (1988-92).....	4.2
8. Rich Branning (1976-80).....	4.1
9. John Paxson (1979-83).....	3.7
10. Admore White (1993-97).....	3.6
11. Joe Howard (1983-84).....	3.3
12. Jimmy Dillon (1996-00).....	3.2
13. Ray Martin (1973-77).....	2.9
<b>Chris Quinn (2002-present) .....</b>	<b>2.9</b>
15. David Graves (1998-02).....	2.6
Dwight Clay (1972-75).....	2.6

## Steals

1. Chris Thomas (2001-present).....	243
2. David Graves (1998-02).....	202
3. David Rivers (1984-88).....	201
4. Elmer Bennett (1988-92).....	152
5. Ryan Hoover (1992-96).....	145
6. Tim Singleton (1987-91).....	144
7. Martin Ingelsby (1997-01).....	136
8. John Paxson (1979-83).....	133
9. Jimmy Dillon (1996-00).....	131
10. <b>Chris Quinn (2002-present) .....</b>	<b>128</b>

## Steals Average

1. Chris Thomas (2001-present).....	1.9
2. David Rivers (1984-88).....	1.7
3. David Graves (1998-02).....	1.6
4. Doug Gottlieb (1995-96).....	1.3
Ryan Hoover (1992-96).....	1.3
Tim Singleton (1987-91).....	1.3
Bill Hanzlik (1976-80).....	1.3
8. <b>Chris Quinn (2002-present) .....</b>	<b>1.2</b>
Troy Murphy (1998-01).....	1.2
Elmer Bennett (1988-02).....	1.2
John Paxson (1979-83).....	1.2

## Career Blocked Shots

1. Jordan Cornette (2001-2005).....	201
2. LaPhonso Ellis (1988-92).....	200
3. Ryan Humphrey (2000-02).....	166
4. <b>Torin Francis (2002-present) .....</b>	<b>144</b>
5. Troy Murphy (1998-01).....	126

## Career Blocked Shot Average

1. Ryan Humphrey (2000-02).....	2.8
2. LaPhonso Ellis (1988-92).....	2.1
3. Jordan Cornette (2001-2005).....	1.6
4. <b>Torin Francis (2002-present) .....</b>	<b>1.5</b>

## Career Free Throws Made

1. Adrian Dantley (1973-76).....	615
2. Troy Murphy (1998-01).....	587
3. David Rivers (1984-88).....	583
4. Austin Carr (1968-71).....	526
5. Pat Garrity (1994-98).....	489
6. Chris Thomas (2001-05).....	467
7. Kelly Tripucka (1977-81).....	461
8. Donald Royal (1983-87).....	449
9. Jack Stephens (1952-55).....	426
10. Tom Hawkins (1956-59).....	400
11. Robert Whitmore (1966-69).....	362
12. Bob Arnzen (1966-69).....	333
13. Elmer Bennett (1988-92).....	327
14. <b>Torin Francis (2002-present) .....</b>	<b>324</b>

## Career Free Throws Attempted

1. Adrian Dantley (1973-76).....	769
2. Troy Murphy (1998-01).....	755
3. David Rivers (1984-88).....	717
4. Jack Stephens (1952-56).....	686
5. Pat Garrity (1994-98).....	655
6. Austin Carr (1968-71).....	646
7. Tom Hawkins (1956-59).....	583
8. Kelly Tripucka (1977-81).....	578
9. Donald Royal (1983-87).....	576
10. Bob Whitmore (1966-69).....	543
11. Chris Thomas (2001-04).....	538
12. <b>Torin Francis (2002-present) .....</b>	<b>474</b>
13. LaPhonso Ellis (1988-92).....	468

## Career Games Started

1. Chris Thomas (2001-05).....	128
2. Matt Carroll (1999-03).....	125
3. David Rivers (1984-88).....	116
4. Pat Garrity (1994-98).....	111
5. David Graves (1998-02).....	107
6. Ken Barlow (1982-86).....	99
7. Kelly Tripucka (1977-81).....	95
8. Ryan Hoover (1992-96).....	94
LaPhonso Ellis (1988-92).....	94
10. Troy Murphy (1998-01).....	93
<b>Torin Francis (2002-present) .....</b>	<b>93</b>
12. Donald Royal (1983-87).....	91
13. Martin Ingelsby (1997-01).....	90
Tim Kempton (1982-86).....	90

# Notre Dame Highs and Lows Under Mike Brey

## Notre Dame - Team Game High (1st Half)

Points ..... 57 vs. Sacred Heart (11/18/00)\*  
 Field Goals Made ..... 21 vs. Pittsburgh (1/30/02)\*  
 Field Goals Attempted ..... 21 vs. New Hampshire (11/16/01)\*  
 Field Goal Percentage ..... 67.7% (21-31) vs. Pittsburgh (1/30/02)\*  
 3 PT Field Goals Made ..... 9 vs. UCLA (2/28/04)  
 3 PT Field Goals Attempted ..... 18 vs. UCLA (2/28/04)  
 3 PT Field Goals Percentage ..... 71.4% (5-7) vs. Fordham (12/28/05)\*  
 Free Throws Made ..... 11 vs. Connecticut (2/9/04)\*  
 Free Throws Attempted ..... 17 vs. Columbia (12/23/05)\*  
 Free Throw Percentage ..... 100.0% on three occasions  
 Total Rebounds ..... 27 vs. Army (12/19/04)\*  
 Offensive Rebounds ..... 14 vs. Army (12/19/04)\*  
 ..... 14 vs. Providence (2/19/05)  
 Defensive Rebounds ..... 19 vs. Georgetown (3/4/04)\*  
 Assists ..... 13 vs. Western Illinois (12/28/04)\*  
 ..... 13 vs. Fordham (12/28/05)\*  
 Steals ..... 12 vs. New Hampshire (11/16/01)\*  
 Blocked Shots ..... 13 vs. Belmont (11/17/02)\*  
 Turnovers ..... 10, on two occasions  
 Fouls ..... 11 vs. Villanova (1/8/05)\*

## Notre Dame - Team Game High (2nd Half)

Points ..... 68 vs. Georgetown (2/9/02)  
 Field Goals Made ..... 23 vs. Georgetown (2/9/02)  
 Field Goals Attempted ..... 63 vs. Georgetown (2/9/02)  
 Field Goal Percentage ..... 60.7% vs. Niagara (12/21/05)\*  
 3 PT Field Goals Made ..... 11 vs. St. John's (3/6/04)  
 3 PT Field Goals Attempted ..... 16 vs. Pittsburgh (3/5/05)\*  
 3 PT Field Goals Percentage ..... 75.0% (6-8) vs. Connecticut (2/21/05)  
 Free Throws Made ..... 20 vs. West Virginia (1/29/03)\*  
 Free Throws Attempted ..... 28 vs. Columbia (12/23/05)\*  
 Free Throw Percentage ..... 100.0% (13-13) vs. Villanova (1/8/05)\*  
 Total Rebounds ..... 34 vs. Seton Hall (1/8/01)  
 Offensive Rebounds ..... 15 vs. Army (12/19/04)\*  
 Defensive Rebounds ..... 25 vs. Sacred Heart (11/18/00)\*  
 Assists ..... 16 vs. Army (12/19/04)\*  
 Steals ..... 14 vs. New Hampshire (11/16/01)\*  
 Blocked Shots ..... 6 vs. Belmont (11/17/02)  
 Turnovers ..... 13 vs. Niagara (12/21/05)\*  
 Fouls ..... 16 vs. Rutgers (1/31/04)

## Notre Dame - Team Game High (Total)

Points ..... 116 vs. Georgetown (2/9/02)  
 Field Goals Made ..... 42 vs. Canisius (12/19/00)\*  
 Field Goals Attempted ..... 94 vs. Georgetown (2/9/02)  
 Field Goal Percentage ..... 66.7% (34-51) vs. Pittsburgh (1/30/02)\*  
 3 PT Field Goals Made ..... 17 vs. St. John's (3/6/04)#  
 3 PT Field Goals Attempted ..... 44 vs. Canisius (12/22/00)  
 3 PT Field Goals Percentage ..... 60.9% (14-23) vs. Rutgers (2/6/02)\*  
 Free Throws Made ..... 28 vs. Columbia (12/23/05)\*  
 Free Throws Attempted ..... 45 vs. Columbia (12/23/05)\*  
 Free Throw Percentage ..... 100% (5-5) vs. Illinois (3/22/03)  
 ..... 100% (19-19) vs. Villanova (1/8/05)#\*  
 Total Rebounds ..... 64 vs. Georgetown (2/9/02)  
 Offensive Rebounds ..... 24 vs. Seton Hall (1/8/01)  
 Defensive Rebounds ..... 40 vs. Tennessee Tech (12/17/00)\*  
 Assists ..... 32 vs. Canisius (12/19/00)\*  
 Steals ..... 26 vs. New Hampshire (11/16/01)\*#  
 Blocked Shots ..... 19 vs. Belmont (12/17/02)\*#  
 Turnovers ..... 20, on two occasions  
 Fouls ..... 26 vs. Georgetown (2/9/02)

## Notre Dame - Team Game Lows (1st Half)

Points ..... 19 vs. Connecticut (2/21/04)\*  
 Field Goals Made ..... 6 vs. Connecticut (2/21/04)  
 Field Goals Attempted ..... 21 vs. Canisius College (12/22/01)  
 Field Goal Percentage ..... 18.8% (6-32) vs. Connecticut (2/21/04)  
 3 PT Field Goals Made ..... 0 vs. West Virginia (1/7/04)  
 3 PT Field Goals Attempted ..... 5 vs. Virginia Tech (1/20/04)  
 ..... 5 vs. IPFW (11/23/04)\*  
 3 PT Field Goals Percentage ..... 0.0% (0-7) vs. West Virginia (1/7/04)\*  
 ..... 0.0% (0-10) vs. Michigan (12-3-05)\*  
 Free Throws Made ..... 0 on five occasions  
 Free Throws Attempted ..... 0 on four occasions  
 Free Throw Percentage ..... 0.0% on five occasions  
 Total Rebounds ..... 10 vs. Pittsburgh (2/9/03)\*  
 Offensive Rebounds ..... 1 vs. Pittsburgh (2/9/03)\*  
 ..... 1 vs. Rutgers (3/2/05)\*  
 Defensive Rebounds ..... 8 vs. Pittsburgh (2/12/05)  
 Assists ..... 3 vs. Charleston Southern (11/26/04)\*  
 Steals ..... 1, on two occasions  
 Blocked Shots ..... 0, on four occasions  
 Turnovers ..... 1 vs. Georgetown (3/4/04)\*  
 Fouls ..... 0 vs. Samford (12/30/04)\*

## Notre Dame - Team Game Lows (2nd Half)

Points ..... 19 vs. Valparaiso (1/5/03)  
 Field Goals Made ..... 6 vs. Purdue (3/17/04)\*  
 Field Goals Attempted ..... 6 vs. Harvard (11/19/04)\*  
 Field Goal Percentage ..... 19 vs. Georgetown (2/16/05)\*  
 ..... 21.4% (6-28) vs. Harvard (11/19/04)\*  
 3 PT Field Goals Made ..... 1 on three occasions  
 3 PT Field Goals Attempted ..... 3 vs. Indiana (12/8/04)  
 3 PT Field Goals Percentage ..... 10.0% (1-10) vs. Seton Hall (1/12/03)\*  
 Free Throws Made ..... 0 vs. Pittsburgh (1/12/04)  
 Free Throws Attempted ..... 2 vs. Pittsburgh (1/12/04)  
 Free Throw Percentage ..... 0.0% (0-2) vs. Pittsburgh (1/12/04)  
 Total Rebounds ..... 7 vs. Rutgers (3/1/03)  
 Offensive Rebounds ..... 2 vs. Charleston Southern (11/26/04)  
 Defensive Rebounds ..... 4 vs. Rutgers (3/1/03)  
 Assists ..... 0 vs. Harvard (11/19/04)  
 Steals ..... 0 vs. Georgetown (3/4/04)\*  
 ..... 0 vs. Villanova (1/26/05)  
 Blocked Shots ..... 0 on four occasions  
 Turnovers ..... 0 vs. West Virginia (3/10/04)  
 Fouls ..... 3 vs. West Virginia (1/7/04)\*  
 ..... 3 vs. Hofstra (11/22/05)\*

## Notre Dame - Team Game Lows (Total)

Points ..... 48 vs. North Carolina St. (11/26/05)  
 Field Goals Made ..... 13 vs. Rutgers (3/1/03)  
 Field Goals Attempted ..... 44 vs. Canisius College (12/22/01)  
 Field Goal Percentage ..... 29.7% (19-64) vs. Connecticut (2/21/04)  
 3 PT Field Goals Made ..... 1 vs. Pittsburgh (2/3/01)  
 3 PT Field Goals Attempted ..... 8 vs. Pittsburgh (2/3/01)  
 3 PT Field Goals Percentage ..... 10.5% vs. Rutgers (2/14/02)  
 Free Throws Made ..... 2 vs. Syracuse (1/14/02)  
 Free Throws Attempted ..... 4 vs. Pittsburgh (3/8/01)  
 Free Throw Percentage ..... 35.6% (6-17) vs. Syracuse (2/5/05)  
 Total Rebounds ..... 21 vs. Rutgers (3/1/03)  
 Offensive Rebounds ..... 3 vs. DePaul (12/14/02)\*  
 Defensive Rebounds ..... 14 vs. DePaul (12/11/04)\*  
 Assists ..... 6 vs. Mississippi (3/18/01)  
 Steals ..... 1 vs. DePaul (12/11/04)  
 Blocked Shots ..... 1 on four occasions  
 Turnovers ..... 4 vs. Connecticut (2/9/04)\*  
 ..... 4 vs. UCLA (2/25/05)\*  
 Fouls ..... 6 vs. West Virginia (1/7/04)\*

\* Indicates game played at the Joyce Center, Notre Dame, Ind.

# Indicates school record

# Opponent Highs and Lows Under Mike Brey

## Opponent - Team Game High (1st Half)

Points ..... 53, Arizona (3/27/03)  
 Field Goals Made ..... 23, Arizona (3/27/03)  
 Field Goals Attempted ..... 43, Arizona (3/27/03)  
 Field Goal Percentage ..... 59.3% (16-27), on three occasions  
 3 PT Field Goals Made ..... 8, Rutgers (3/1/03)  
 3 PT Field Goals Attempted ..... 18, Seton Hall (1/08/01)  
 3 PT Field Goal Percentage ..... 80% (8-10), Rutgers (3/1/03)  
 Free Throws Made ..... 14, Sacred Heart (11/18/00)\*  
 Free Throws Attempted ..... 19, Sacred Heart (11/18/00)\*  
 Free Throw Percentage ..... 100.0%, on five occasions  
 Total Rebounds ..... 33, Connecticut (2/21/04)  
 Offensive Rebounds ..... 16, Northern Illinois (11/24/03)\*  
 Defensive Rebounds ..... 21, on four occasions  
 Assists ..... 14, Arizona (3/27/03)  
 Steals ..... 9, Miami (Fla.) (2/23/02)  
 Blocked Shots ..... 9, Alabama (12/7/05)  
 Turnovers ..... 16, Loyola (Chicago) (11/22/00)\*  
 Fouls ..... 16, Rutgers (2/14/01)

## Opponent - Team Game High (2nd Half)

Points ..... 68, Georgetown (4 OT) (2/9/02)  
 Field Goals Made ..... 20, Pittsburgh (1/30/02)\*  
 Field Goals Attempted ..... 41, Vermont (12/21/00)\*  
 Field Goal Percentage ..... 68.2% (15-22), American (12/21/03)\*  
 3 PT Field Goals Made ..... 9, Texas (12/8/02)!  
 3 PT Field Goals Attempted ..... 22, Tennessee Tech (12/17/00)\*  
 3 PT Field Goal Percentage ..... 100.0% (3-3), Seton Hall (2/5/03)  
 Free Throws Made ..... 21, Rutgers (1/31/04)  
 Free Throws Attempted ..... 25, Rutgers (1/31/04)  
 Free Throw Percentage 100.0% (14-14), Morehead State (12/28/03)\*  
 Total Rebounds ..... 38, Georgetown (4 OT) (2/9/02)  
 Offensive Rebounds ..... 15, Loyola (Chicago) (11/22/00)\*  
 Defensive Rebounds ..... 27, Georgetown (4 OT) (2/9/02)  
 Assists ..... 16, Georgetown (2 OT) (2/1/03)\*  
 Steals ..... 9, on two occasions  
 Blocked Shots ..... 11, Georgetown (4 OT) (2/9/02)  
 Turnovers ..... 15, New Hampshire (11/16/01)\*  
 Fouls ..... 19, on two occasions

## Opponent - Team Game High (Total)

Points ..... 111, Georgetown (4 OT) (2/9/02)  
 Field Goals Made ..... 41, Syracuse (3/4/03)\*  
 Field Goals Attempted ..... 79, Vermont (12/21/00)\*  
 Field Goal Percentage ..... 63.0% (29-46), American (12/21/03)\*  
 3 PT Field Goals Made ..... 14, Texas (12/7/02)  
 3 PT Field Goals Attempted ..... 35, Tennessee Tech (12/17/00) \*  
 3 PT Field Goal Percentage ..... 71.4% (5-7), Seton Hall (2/5/03)  
 Free Throws Made ..... 26, Georgetown (2/1/03)\*  
 Free Throws Attempted ..... 34, Georgetown (2/1/03)\*  
 Free Throw Percentage 94.1% (16-17), Morehead State (12/28/03)\*  
 Total Rebounds ..... 59, Connecticut (2/21/04)  
 Offensive Rebounds ..... 27, Loyola (Chicago) (11/22/00)\*  
 Defensive Rebounds ..... 36, Connecticut (2/21/04)  
 Assists ..... 23, Miami (Fla.) (2/23/02)  
 Steals ..... 13, Niagara (12/21/05)\*  
 Blocked Shots ..... 13, Georgetown (4 OT) (2/9/02)  
 Turnovers ..... 30, New Hampshire (11/16/01)\*  
 Fouls ..... 31, Columbia (12/23/05)\*

## Opponent - Team Game Lows (1st Half)

Points ..... 14, Pittsburgh (1/12/02)  
 Field Goals Made ..... 6, Pittsburgh (1/12/02)  
 Field Goals Attempted ..... 20, Harvard (11/19/04)\*  
 Field Goal Percentage ..... 20.7% (6-29), Pittsburgh (1/12/02)  
 3 PT Field Goals Made ..... 0, on four occasions  
 3 PT Field Goals Attempted ..... 2, Georgetown (2/9/02)  
 3 PT Field Goal Percentage ..... 0.0%, on five occasions  
 Free Throws Made ..... 0, on 13 occasions  
 Free Throws Attempted ..... 0, on five occasions  
 Free Throw Percentage ..... 0.0%, on 13 occasions  
 Total Rebounds ..... 9, North Carolina State (11/26/05)  
 Offensive Rebounds ..... 1, on four occasions  
 Defensive Rebounds ..... 5, Fordham, (12/28/05)\*  
 Assists ..... 2, on two occasions  
 Steals ..... 0, on three occasions  
 Blocked Shots ..... 0, on five occasions  
 Turnovers ..... 1, on two occasions  
 Fouls ..... 1, Pittsburgh (2/12/05)

## Opponent - Team Game Lows (2nd Half)

Points ..... 16, Charleston Southern (11/26/04)\*  
 Field Goals Made ..... 5, Bucknell (11/22/02)\*  
 Field Goals Attempted ..... 20, on four occasions  
 Field Goal Percentage ..... 16.7% (5-30), Bucknell (11/22/02)\*  
 3 PT Field Goals Made ..... 0, on five occasions  
 3 PT Field Goals Attempted ..... 3, on five occasions  
 3 PT Field Goal Percentage ..... 0.0% (0-11), on five occasions  
 Free Throws Made ..... 0, Monmouth (1/25/01)  
 Free Throws Attempted ..... 1, Monmouth (1/25/01)  
 Free Throw Percentage ..... 0.0% (0-1), Monmouth (1/25/01)  
 Total Rebounds ..... 7, American (12/21/03)\*  
 Offensive Rebounds ..... 1, Cincinnati (11/24/00)  
 Defensive Rebounds ..... 3, Virginia Tech (2/22/03)\*  
 Assists ..... 2, on six occasions  
 Steals ..... 0, on three occasions  
 Blocked Shots ..... 0, on four occasions  
 Turnovers ..... 0, West Virginia (3/10/04)  
 Fouls ..... 4, Syracuse (1/14/02)

## Opponent - Team Game Lows (Total)

Points ..... 38, Charleston Southern (11/26/04)\*  
 Field Goals Made ..... 12, Bucknell (11/22/02)\*  
 Field Goals Attempted ..... 35, Rutgers (3/1/03)  
 Field Goal Percentage ..... 21.1% (12-57), Bucknell (11/22/02)\*  
 3 PT Field Goals Made ..... 1, on two occasions  
 3 PT Field Goals Attempted ..... 8, St. John's (2/14/01)  
 3 PT Field Goal Percentage ..... 5.9% (1-17), Cincinnati (11/24/00)  
 Free Throws Made ..... 0, Charleston Southern (11/26/04)\*  
 Free Throws Attempted ..... 0, Charleston Southern (11/26/04)\*  
 Free Throw Percentage 0.0% (0-0), Charleston Southern (11/26/04)\*  
 Total Rebounds ..... 23, American (12/21/03)\*  
 Offensive Rebounds ..... 3, Army (12/19/04) \*  
 Defensive Rebounds ..... 13, Fordham (12/28/05)\*  
 Assists ..... 5, Bucknell (11/22/02)\*  
 Steals ..... 1, Connecticut (3/11/04)  
 Blocked Shots ..... 0, on four occasions  
 Turnovers ..... 4, Syracuse, (2/15/03)  
 Fouls ..... 10, on three occasions

\* Indicates game played at the Joyce Center, Notre Dame, Ind.

# The Last Time ...

## Notre Dame recorded a .....

30-Point win.....was on 12/28/05 - ND 85, Fordham 49 (36 Points)\*  
40-Point win.....was on 11/18/02 - ND 89, IUPUI 45 (44 Points)\*  
50-Point win.....was on 2/22/86 - ND 126, Miami 73 (53 Points)  
30-Point loss.....was on 1/7/99 - ND 62, Villanova 93 (31 Points)\*

## Notre Dame shot.....

60% on FGs.....was on 12/14/02 - 60.0% (30-50) vs, DePaul (ND 102, DePaul 71)  
65% on FGs.....was on 1/30/02 - 66.7% (34-51) vs. Pittsburgh (ND 89, Pittsburgh 76)\*  
90% on FTs.....was on 1/19/05 - 91.7% (11-12) vs. West Virginia (ND 70 - West Virginia 57)

## Notre Dame.....

Won 10 games in a row.....was from 12/1/73 thru 1/24/74 - 12 straight  
Won 15 games in a row.....was from 12/31/53 thru 3/9/54 - 18 straight  
Won 20 games in a row.....never  
Lost 5 games in a row.....was from 1/15/94 thru 1/24/94 - 6 straight  
Scored 100 points.....was on 1/15/03 (ND 101 - Boston College 94)  
- Scored 100 points on the road.....was on 1/15/03 (ND 101 - Boston College 94)  
- Scored 100 points at a neutral site.....was on 3/12/78 (ND 100 - Houston 77) (NCAA First Round, Tulsa, OK)  
- Scored 100 points and lost.....was on 3/20/71 (ND 106 - Houston 119) (NCAA Regional Semi-finals at Wichita, KS)  
Allowed 100 points.....was on 2/9/02 vs. Georgetown (ND 116 - Georgetown 111)  
Scored less than 50 points.....was on 11/26/05 vs. North Carolina State (ND 48 - North Carolina State 61)  
Allowed less than 50 points.....was on 12/28/05 vs. Fordham (ND 85 - Fordham 49)\*  
Played an Overtime Game.....was on 2/1/03 vs. Georgetown (ND 93 - Georgetown 92)\*  
- Played in a Multi-Overtime Game.....was on 2/1/03 vs. Georgetown (ND 93 - Georgetown 92 - 2OT)\*  
Won on a "last second" shot.....was on 2/9/03 vs. Pittsburgh (ND 66 - Pittsburgh 64 - Torin Francis layup at 00:00.6)\*  
Had 5 double figure scorers.....was on 12/28/05 vs. Fordham (ND 85 - Fordham 49) - Chris Quinn 14, Luke Zeller 11, Russell Carter 10, Rob Kurz 10, Kyle McAlarney 10  
Had 6 double figure scorers.....was on 12/14/03 vs. DePaul (ND 82 - DePaul 69) - Jordan Cornette 17, Chris Thomas 13, Colin Falls 12, Torin Francis 12, Chris Quinn 12, Rick Cornett 10  
Had 7 double figure scorers.....never  
Had two double-figure rebounders.....was on 12/18/05 vs. IPFW (ND 65 - IPFW 45) - Russell Carter 14, Torin Francis 11  
Had two players with double-doubles.....was on 12/18/05 vs. IPFW (ND 65 - IPFW 63) - Russell Carter (11 pts., 14 reb.), Torin Francis (24 pts., 11 rebs.)  
Had three players with double-doubles.....never  
Had two 20-point scorers.....was on 12/3/05 vs. Michigan (ND 67 - Michigan 71)\* - Chris Quinn - 26, Torin Francis - 22  
Had three 20-point scorers.....was on 2/28/04 vs. UCLA (ND 75 - UCLA 60) - Chris Thomas 21, Tom Timmermans 20, Chris Quinn 20  
Made 10 three-point field goals.....was on 12/21/05 - 12-26 (46.2%) vs. Niagara (ND 80 - Niagara 59)\*  
Committed 10 turnovers or less.....was on 12/23/05 - 9 turnovers vs. Columbia (ND 75 - Columbia 68)\*  
Committed 5 turnovers or less.....was on 3/4/04 - 5 turnovers vs. Georgetown (ND 61 - Georgetown 48)  
Committed 25 turnovers.....was on 2/8/00 - 26 turnovers vs. Villanova (ND 69 - Villanova 86)  
Forced 25 turnovers.....was on 11/16/01 - 30 turnovers vs. New Hampshire (ND 95 - New Hampshire 53)

## An Irish player had.....

25+ points.....was on 12/3/05 - Chris Quinn (26) vs. Michigan (ND 67 - Michigan 71)\*  
30+ points.....was on 2/9/04 - Chris Thomas (31) vs. Connecticut (ND 80 - Connecticut 74)\*  
35+ points.....was on 3/22/04 - Chris Thomas (39) vs. Saint Louis (ND 77 - Saint Louis 66)  
40+ points.....was on 11/28/93 - Monty Williams (42) vs. Valparaiso (ND 96 - Valparaiso 74)\*  
15 or more rebounds.....was on 1/20/04 - Torin Francis (16) vs. Virginia Tech (ND 74 - Virginia Tech 63)  
20 rebounds.....was on 11/22/02 - Torin Francis (20) vs. Bucknell (ND 73, Bucknell 42)\*  
a "double-double".....was on 12/18/05 - Russell Carter (11 pts, 14 rebs) and Torin Francis (24 pts, 11 rebs) vs. IPFW (ND 65 - IPFW 63)  
a "triple-double".....was on 11/16/01 - Chris Thomas (24 pts, 11 ast, 11 steals) vs. New Hampshire (ND 99 - New Hampshire 53)\*  
20 points and 10 rebounds.....was on 12/3/05 - Torin Francis (22 pts, 13 rebs) vs. Michigan (ND 67 - Michigan 71)  
20 points and 20 rebounds.....was on 1/8/01 - Troy Murphy (25 pts, 20 rebs) vs. Seton Hall (ND 76 - Seton Hall 78)  
10 assists.....was on 3/2/05 - Chris Thomas (12) vs. Rutgers (ND 66, Rutgers 56)  
10 blocks.....was on 11/17/02 - Jordan Cornette (11) vs. Belmont (ND 76, Belmont 48)\*##  
10 steals.....was on 11/16/01 - Chris Thomas (11) vs. New Hampshire (ND 99, New Hampshire 53)\*##

## An opposing player had.....

25+ points.....was on 12/7/05 - Chuck Davis (29), Alabama (ND 78 - Alabama 71)  
30+ points.....was on 1/25/03 - Troy Bell (31), Boston College (ND 101 - BC 96 OT)  
35+ points.....was on 2/1/03 - Mike Sweetney (38), Georgetown (ND 93 - Georgetown 92 2OT)  
40+ points.....was on 2/8/87 - Danny Manning (40), Kansas (ND 60 - Kansas 70)  
15 rebounds.....was on 3/2/05 - Byron Joynes (15), Rutgers (ND 66 - Rutgers 56) \*  
20 rebounds.....was on 2/21/04 - Emeka Okafor (22), Connecticut (ND 50 - Connecticut 61)  
a "double-double".....was on 12/10/05 - Ivan Almonte (18 pts, 13 rebs), Florida International (ND 81 - Florida International 47)\*  
a "triple-double".....never  
20 points and 10 rebounds.....was on 3/5/05 - Chris Taft (26 pts, 11 rebs), Pittsburgh (ND 77, Pittsburgh 85)\*  
20 points and 20 rebounds.....was on 2/9/02 - Mike Sweetney (35 pts, 20 rebs), Georgetown (ND 116 - Georgetown 111 - 4OT)  
10 assists.....was on 2/21/05 - Marcus Williams (12), Connecticut (ND 74 - Connecticut 88)  
10 blocks.....was on 1/27/73 - Bill Walton (10), UCLA (ND 63 - UCLA 82)\*  
10 steals.....was on 1/29/89 - Mark Macon (11), Temple (ND 64 - Temple 60)\*

\*indicates Notre Dame home game; #school record; @Joyce Center record



# Rick Cornett

Forward • Senior • 6-9 • 244 • Country Club Hills, IL

(Homewood Christian Academy)

11


Has scored in double figures in five career games • Lone career double-double (14 pts./14 rebs.) was against Providence on Feb. 19, 2005 • Enjoyed most productive outing of the season against Alabama as he scored eight points and grabbed a season-high nine rebounds in 15 minutes of action • Has started once and seen action off the bench in nine games • Tied a season high in points (10) in the win over Niagara • Scored nine points against Columbia in his first start since the 2003-04 season • Carded nine points and eight boards against Fordham, while also recording two assists, two blocks and two steals in a season-high 18 minutes.

Opp.	Min.	Total			3FG-FGA			FT-FTA			Off.	Rebounds		PF	A	TO	BLK	Stl.	Pts.
		FG-FGA	Pct.	Pct.	Pct.	Pct.	Def.	Total											
Lafayette	13	3-3	1.000	0-0	.000	4-6	.667	0	3	3	0	0	0	2	0	10			
Hofstra	11	2-3	.667	0-0	.000	0-0	.000	1	2	3	1	0	0	0	4				
NC State	9	1-2	.500	0-0	.000	0-0	.000	0	2	2	2	0	1	1	2				
Michigan	3	0-1	.000	0-0	.000	0-0	.000	1	1	2	2	0	1	0	0				
Alabama	15	2-6	.333	0-0	.000	4-5	.800	5	4	9	1	0	2	1	8				
Fla. Int.	9	2-4	.500	0-0	.000	1-2	.500	1	2	3	2	0	0	0	5				
IPFW	3	0-1	.000	0-0	.000	0-0	.000	0	0	0	0	1	0	0	0				
Niagara	15	5-6	.833	0-0	.000	0-2	.000	1	3	4	2	1	1	1	10				
Columbia (S)	15	3-4	.750	0-0	.000	3-4	.750	1	0	1	1	0	0	0	9				
Fordham	18	4-6	.667	0-0	.000	1-2	.500	3	5	8	1	2	1	2	9				

### Cornett's Career Statistics

YEAR	G-S	MIN/AVG	FG-FGA			3-Point			FT-FTA			Rebounds			AST.	STL	BLK	PF-D	PTS/AVG
			PCT.	PCT.	PCT.	PCT.	PCT.	O	D	TOT	AVG.								
2002-03	12-0	61/5.1	10-17	.588	0-0	.000	10-14	.714	2	11	13	1.1	2	0	3	7-0	30/2.5		
BIG EAST	2-0	4/2.0	0-1	.000	0-0	.000	2-4	.500	1	0	1	0.5	0	0	0-0	2/1.0			
2003-04	26-1	284/10.9	38-80	.475	0-0	.000	42-62	.677	38	51	89	3.4	4	11	7	32-0	118/4.5		
BIG EAST	14-0	121/8.6	13-37	.400	0-0	.000	14-27	.519	19	25	44	3.1	0	5	2	14-0	40/2.0		
2004-05	26-0	245/9.4	40-68	.588	0-0	.000	15-37	.405	32	35	67	2.6	4	5	10	36-0	95/3.7		
BIG EAST	13-0	131/10.1	24-35	.686	0-0	.000	8-19	.421	16	19	35	2.7	1	2	3	20-0	56/4.3		
2005-06	10-1	111/11.1	22-36	.611	0-0	.000	13-21	.619	13	22	35	3.5	4	4	7	12-0	57/5.7		
BIG EAST	0-0	0/0.0	0-0	.000	0-0	.000	0-0	.000	0	0	0	0.0	0	0	0-0	0/0.0			
TOTALS	74-2	701/9.5	110-201	.547	0-0	.000	80-134	.597	85	121	204	2.8	13	20	27	87-0	300/4.1		
BIG EAST	29-0	245/8.4	37-73	.507	0-0	.000	24-50	.480	36	44	80	2.8	1	7	5	34-0	98/3.4		





# Torin Francis

Forward • Senior • 6-11 • 252 • Boston, MA

(Tabor Academy)


34

Two-time Irish captain • Has started all 93 games he has played during his career • Leads all Irish players with 26 career double-doubles • Scored in double figures in 55 career games and netted 20-plus points in 12 contests and grabbed 10-plus rebounds in 33 games • Registered back-to-back double-doubles against North Carolina State and Michigan • With first basket in Florida International game, became the 45th player in Notre Dame history to score 1,000 points • Named to BIG EAST Honor Roll for the week of Dec. 12 for performances against Alabama and Florida International and for the week of Dec. 19 • Turned in 24 points and 11 rebounds against IPFW to earn his third double-double in four games • Hauled in a team-high 10 rebounds against Columbia.

Opp.	Min.	Total				Rebounds											
		FG-FGA	Pct.	3FG-FGA	Pct.	FT-FTA	Pct.	Off.	Def.	Total	Pf	A	TO	BLK	Stl.	Pts.	
Lafayette (S)	29	2-5	.400	0-0	.000	4-4	1.000	2	12	14	1	1	1	0	1	8	
Hofstra (S)	29	4-8	.500	0-0	.000	3-4	.750	2	5	7	1	2	1	1	0	11	
NC State (S)	29	6-8	.750	0-0	.000	1-3	.333	4	7	11	3	0	0	1	0	13	
Michigan (S)	37	8-16	.500	0-0	.000	6-7	.857	5	8	13	1	1	2	3	1	22	
Alabama (S)	34	5-9	.556	0-0	.000	4-4	1.000	3	6	9	2	0	5	1	1	14	
Fla. Int. (S)	25	5-9	.556	0-0	.000	6-11	.545	2	5	7	1	2	0	3	2	16	
IPFW (S)	37	10-13	.769	0-0	.000	4-4	1.000	2	9	11	3	2	2	1	1	24	
Niagara (S)	25	6-7	.857	0-0	.000	2-2	1.000	2	7	9	2	2	4	3	0	14	
Columbia (S)	30	2-6	.333	0-0	.000	4-11	.364	2	8	10	2	0	1	4	0	8	
Fordham (S)	20	4-6	.667	0-0	.000	0-0	.000	2	1	3	4	2	1	1	0	8	

### Francis' Career Statistics

YEAR	G-S	MIN/AVG	FG-FGA	PCT.	3-Point			Rebounds									
					FG-FGA	PCT.	FT-FTA	PCT.	O	D	TOT	AVG.	AST.	STL	BLK	Pf-D	PTS/AVG
2002-03	34-34	974/28.6	126-252	.500	1-1	1.000	124-181	.685	96	188	284	8.4	34	16	60	64-0	377/11.1
BIG EAST	16-16	448/28.0	48-104	.462	0-0	.000	56-83	.675	34	71	105	6.6	19	7	23	29-0	152/9.5
2003-04	20-20	632/31.6	98-181	.567	0-2	.000	88-129	.682	61	114	175	8.8	23	7	35	47-0	284/14.2
BIG EAST	10-10	275/27.5	51-90	.567	0-0	.000	26-48	.542	26	42	68	6.8	6	1	13	23-0	128/12.8
2004-05	29-29	766/26.4	96-213	.451	0-0	.000	78-114	.684	84	143	227	7.8	14	8	31	60-1	270/9.3
BIG EAST	16-16	440/27.5	56-134	.418	0-0	.000	49-68	.721	46	74	120	7.5	8	6	16	44-1	161/10.1
2005-06	10-10	295/29.5	52-87	.598	0-0	.000	34-50	.680	26	68	94	9.4	12	6	18	20-0	138/13.8
BIG EAST	0-0	0/0.0	0-0	.000	0-0	.000	0-0	.000	0	0	0	0.0	0	0	0	0-0	0/0.0
TOTALS	93-93	2667/28.7	372-733	.508	1-3	.333	324-474	.684	267	513	780	8.4	83	37	144	191-1	1069/11.5
BIG EAST	42-42	1163/27.7	155-328	.473	0-0	.000	131-199	.658	106	187	293	7.0	33	14	52	96-1	441/10.5



# Chris Quinn

Guard • Senior • 6-2 • 185 • Dublin, OH  
(Dublin Coffman)


2

Two-time Irish captain • Has missed only two games (due to injury) during his career • Has netted double figures in 56 career games and eight outings this season • Finished with 20-plus points in nine career outings • Named to the BIG EAST Preseason Honorable Mention Team • Set a career high in assists against Lafayette with nine • Became the 44th player in Notre Dame history to score 1,000 points while finishing with a career-high 26 points against Michigan • Grabbed a season-high five rebounds against Michigan • Tied single-game school record with 10-10 performance from free-throw line versus Florida International • Dished out eight assists against Columbia - one off of his career high • Recorded 14 points, a career-high nine rebounds and eight assists against Fordham to finish just short of the second triple-double in school history.

Opp.	Min.	Total				Rebounds				PF	A	TO	BLK	Stl.	Pts.	
		FG-FGA	Pct.	3FG-FGA	Pct.	FT-FTA	Pct.	Off.	Def.							Total
Lafayette (S)	37	5-10	.500	1-2	.500	4-6	.667	0	3	3	1	9	4	0	5	15
Hofstra (S)	38	6-12	.500	2-4	.500	2-2	1.000	1	3	4	2	6	1	0	3	16
NC State (S)	39	4-15	.267	1-4	.250	2-2	1.000	1	1	3	4	5	4	0	3	11
Michigan (S)	40	9-18	.500	4-7	.571	4-4	1.000	0	2	2	0	3	2	1	0	26
Alabama (S)	40	4-8	.500	1-4	.250	2-2	1.000	2	3	5	2	4	3	0	0	11
Fla. Int. (S)	30	3-9	.333	0-3	.000	10-10	1.000	2	1	3	0	5	1	0	4	16
IPFW	DNP-Inj.															
Niagara (S)	34	2-6	.333	1-1	1.000	0-0	.000	0	4	4	1	5	2	0	3	5
Columbia (S)	39	5-10	.500	2-6	.333	6-7	.857	1	2	3	1	8	1	0	0	18
Fordham (S)	37	5-9	.555	4-6	.667	0-0	.000	1	8	9	1	8	2	0	0	14

## Quinn's Career Statistics

YEAR	G-S	MIN/AVG	FG-FGA	PCT.	3-Point		FT-FTA	PCT.	O	Rebounds			AST.	STL	BLK	PF-D	PTS/AVG
					FG-FGA	PCT.				D	TOT	AVG.					
2002-03	34-0	521/15.3	43-90	.478	29-66	.439	16-20	.800	18	35	53	1.6	51	28	3	40-0	131/3.9
BIG EAST	16-0	210/13.1	15-33	.455	10-25	.400	8-10	.800	13	7	20	1.3	22	12	1	15-0	48/3.0
2003-04	32-25	1145/35.8	153-354	.432	74-195	.379	77-96	.802	15	80	95	3.0	104	47	5	62-0	457/14.3
BIG EAST	16-14	582/36.4	76-182	.418	38-105	.362	38-52	.731	8	41	49	3.1	60	26	4	29-0	228/14.3
2004-05	27-27	977/36.2	120-266	.451	66-145	.455	47-60	.783	21	56	77	2.9	86	35	5	42-0	353/12.6
BIG EAST	17-17	598/35.2	71-146	.486	43-83	.518	24-31	.774	15	37	52	3.3	54	13	4	22-0	209/12.3
2006-06	9-9	334/37.1	43-97	.443	16-37	.432	30-33	.909	8	28	36	4.0	53	18	1	12-0	132/14.7
BIG EAST	0-0	0/0.0	0-0	.000	0-0	.000	0-0	.000	0	0	0	0.0	0	0	0	0-0	0/0.0
TOTALS	103-62	2987/29.0	359-808	.444	185-443	.418	170-209	.813	62	199	261	2.5	294	128	14	156-0	1073/10.4
BIG EAST	48-30	1380/28.8	162-361	.450	91-213	.430	70-93	.753	36	85	121	2.5	136	51	9	66-0	483/9.9



# Russell Carter

Guard • Junior • 6-4 • 223 • Paulsboro, NJ  
(Paulsboro)

Earned first career start in final game last season versus Holy Cross (first round of NIT) • Has started all ten games for the Irish this year • Played a then-career-high 25 minutes in the season opener against Lafayette and dished out a career-high three assists versus Hofstra • Scored a season-high 12 points against North Carolina State and also was in double figures in win at Alabama (11 points) • Finished with 11 points in win over Florida International which marked the first time in his career that he registered back-to-back double-digit scoring efforts • His seven rebounds against Michigan matched a career best at the time • Played a career-high 38 minutes in the win over IPFW, ripping down a career-high and team-leading 14 boards in addition to recording a career-high six steals • Hit a career-high two three-point field goals versus Niagara • Turned in his fifth double-figure scoring effort of the season with 10 points versus Fordham.

Opp.	Min.	Total			Rebounds			PF	A	TO	BLK	Stl.	Pts.			
		FG-FGA	Pct.	3FG-FGA	Pct.	FT-FTA	Pct.							Off.	Def.	Total
Lafayette (S)	25	2-5	.400	1-3	.333	4-6	.667	1	1	2	2	1	0	0	2	9
Hofstra (S)	24	2-4	.500	1-1	1.000	1-2	.500	1	2	3	2	3	1	0	1	6
NC State (S)	33	4-9	.444	0-4	.000	4-8	.500	1	2	3	3	1	2	1	3	12
Michigan (S)	33	2-7	.286	0-3	.000	0-0	.000	3	4	7	3	4	3	0	2	4
Alabama (S)	26	4-8	.500	1-1	1.000	2-4	.500	3	2	5	2	0	4	1	3	11
Fla. Int. (S)	20	4-6	.667	1-1	1.000	2-2	1.000	0	2	2	1	1	1	1	0	11
IPFW (S)	38	2-10	.200	1-2	.500	6-7	.857	5	9	14	2	2	3	1	6	11
Niagara (S)	18	3-6	.500	2-3	.667	0-0	.000	1	4	5	2	2	5	0	2	8
Columbia (S)	24	1-6	.167	1-3	.333	4-8	.500	2	3	5	2	0	0	0	2	7
Fordham (S)	21	4-8	.500	0-2	.000	2-2	1.000	1	2	3	0	3	1	0	0	10

### Carter's Career Statistics

YEAR	G-S	MIN/AVG	FG-FGA	PCT.	3-Point			FT-FTA	PCT.	Rebounds			AST.	STL	BLK	PF-D	PTS/AVG
					FG-FGA	PCT.	PCT.			O	D	TOT					
2003-04	11-0	23/2.1	3-9	.333	2-5	.400	1-2	.500	1	3	4	0.4	0	1	1	5-0	9/0.8
BIG EAST	4-0	5/1.3	2-3	.667	1-2	.500	0-0	.000	0	1	1	0.3	0	0	0	2-0	5/1.3
2004-05	24-1	204/8.5	30-61	.492	12-24	.500	11-18	.611	19	14	33	1.4	9	8	2	31-0	83/3.5
BIG EAST	14-0	75/5.4	11-18	.611	5-8	.625	1-5	.200	4	5	9	0.6	3	2	1	13-0	28/2.0
2005-06	10-10	262/26.2	28-69	.406	8-23	.348	25-39	.641	18	31	49	4.9	17	21	4	19-0	89/8.9
BIG EAST	0-0	0/0.0	0-0	.000	0-0	.000	0-0	.000	0	0	0	0.0	0	0	0	0-0	0/0.0
TOTALS	45-11	489/10.9	61-139	.439	22-52	.423	37-59	.627	38	48	86	1.9	26	30	7	55-0	181/4.0
BIG EAST	18-0	80/4.4	13-21	.619	6-10	.600	1-5	.200	4	6	10	0.6	3	2	1	15-0	33/1.8



# Colin Falls

Guard • Junior • 6-5 • 204 • Park Ridge, IL  
(Loyola Academy)


15

Has not missed a game during his Notre Dame career • Has started all ten games for Notre Dame this season • After just two seasons, already ranks as one of the top three-point shooters in school history • His 93 three-pointers a year ago were the most ever by an Irish player in his sophomore season and third most in a single season • Of his 187 career field goals, 161 are from three-point range • Held scoreless for just the eighth time in his career against Michigan • Connected on seven three-pointers, including six in the first half against Alabama and finished with a season-high 24 points • Tied a career high with five assists against Niagara.

Opp.	Min.	Total		3FG-FGA		FT-FTA		Rebounds			PF	A	TO	BLK	Stl.	Pts.
		FG-FGA	Pct.	Pct.	Pct.	Off.	Def.	Total								
Lafayette (S)	29	5-13	.385	5-10	.500	0-2	.000	0	0	0	1	3	1	0	1	15
Hofstra (S)	38	5-13	.385	5-12	.417	4-6	.667	0	1	1	2	0	2	1	1	19
NC State (S)	34	1-9	.111	1-8	.125	0-0	.000	0	1	1	1	2	2	0	0	3
Michigan (S)	28	0-3	.000	0-3	.000	0-0	.000	0	2	2	2	1	1	1	1	0
Alabama (S)	40	7-17	.412	7-14	.500	3-4	.750	0	1	1	3	1	2	0	1	24
Fla. Int. (S)	27	5-9	.556	3-6	.500	0-0	.000	0	3	3	1	1	3	1	2	13
IPFW (S)	36	6-16	.375	3-7	.429	0-0	.000	0	1	1	5	2	1	0	0	15
Niagara (S)	37	6-13	.462	5-10	.500	2-2	1.000	0	2	2	2	5	2	0	2	19
Columbia (S)	30	2-12	.167	2-9	.222	4-4	1.000	0	3	3	2	2	0	0	0	10
Fordham (S)	35	2-6	.333	0-4	.000	0-0	.000	0	2	2	0	1	1	0	1	4

## Falls' Career Statistics

YEAR	G-S	MIN/AVG	FG-FGA		3-Point		FT-FTA		Rebounds			AST.	STL	BLK	PF-D	PTS/AVG	
			PCT.	PCT.	PCT.	PCT.	O	D	TOT	AVG.							
2003-04	32-8	499/15.6	47-115	.409	37-94	.394	16-23	.696	12	30	42	1.3	28	11	3	38-0	147/4.6
BIG EAST	16-2	196/12.3	19-45	.422	16-39	.410	11-16	.688	6	12	18	1.1	11	6	1	21-0	65/4.1
2004-05	29-22	901/31.1	101-261	.387	93-225	.413	70-78	.897	13	47	60	2.1	40	24	6	60-1	365/12.6
BIG EAST	16-16	567/35.4	65-171	.380	61-147	.415	52-58	.897	7	29	36	2.3	24	12	3	41-1	243/15.2
2005-06	10-10	331/33.1	39-111	.351	31-83	.373	13-18	.722	0	16	16	1.6	18	3	3	19-1	122/12.2
BIG EAST	0-0	0/0.0	0-0	.000	0-0	.000	0-0	.000	0	0	0	0.0	0	0	0	0-0	0/0.0
TOTALS	71-40	1731/24.4	187-487	.384	161-402	.400	99-119	.832	25	93	118	1.7	83	44	12	117-2	634/8.9
BIG EAST	33-19	799/24.2	85-226	.376	78-194	.402	63-74	.851	13	42	55	1.7	36	18	4	64-1	311/9.4



# Rob Kurz


Forward • Sophomore • 6-9 • 238 • Lower Gwynedd, PA  
(Penn Charter)

Set career highs in points (18), rebounds (8), field goals (8), field goals attempted (10) and minutes (25) in the season opener versus Lafayette in his first career start • Named to BIG EAST Weekly Honor Roll for the week of Nov. 21 following performance against Leopards • Came off the bench to grab six rebounds in 15 minutes against Alabama • Played 20 minutes against Florida International and had six points and six rebounds • Played a career-high 26 minutes and blocked a career-best two shots in the win over IPFW • Set a career high with two steals and tied a career best by making six free throws in the win over Columbia • Dished out a career-high three assists to go along with his 10 points in the win over Fordham.

Opp.	Min.	Total				Rebounds				PF	A	TO	BLK	Stl.	Pts.	
		FG-FGA	Pct.	3FG-FGA	Pct.	FT-FTA	Pct.	Off.	Def.							Total
Lafayette (S)	25	8-10	.800	1-1	1.000	1-1	1.000	7	1	8	4	1	2	0	0	18
Hofstra (S)	18	1-3	.333	0-0	.000	0-0	.000	1	6	7	2	0	4	1	0	2
NC State (S)	19	1-2	.500	0-0	.000	0-0	.000	3	1	4	1	0	1	0	0	2
Michigan (S)	17	1-2	.500	0-0	.000	1-2	.000	1	0	1	3	0	3	1	3	3
Alabama	15	2-5	.400	0-1	.000	0-0	.000	2	4	6	4	0	0	0	0	4
Fla. Int.	20	2-6	.333	0-3	.000	2-2	1.000	1	5	6	4	1	2	0	1	6
IPFW	26	0-1	.000	0-0	.000	4-4	1.000	1	2	3	5	1	2	2	1	4
Niagara	14	0-1	.000	0-1	.000	0-0	.000	1	2	3	3	1	3	1	0	0
Columbia	20	0-2	.000	0-0	.000	6-8	.750	1	3	4	3	0	1	1	2	6
Fordham	14	3-5	.600	0-0	.000	4-6	.667	2	1	3	1	3	0	0	0	10

### Kurz' Career Statistics

YEAR	G-S	MIN/AVG	FG-FGA		3-Point		FT-FTA		Rebounds			AST.	STL	BLK	PF-D	PTS/AVG	
			PCT.	PCT.	PCT.	PCT.	O	D	TOT	AVG.							
2004-05	14-0	66/4.7	5-14	.357	1-3	.333	8-14	.571	8	8	16	1.1	3	1	2	9-1	19/1.4
BIG EAST	4-0	4/1.0	0-0	.000	0-0	.000	0-0	.000	0	0	0	0.0	0	0	0	0-0	0/0.0
2005-06	10-4	188/18.8	18-37	.486	1-6	.167	18-23	.783	20	21	45	4.5	7	5	6	30-1	55/5.5
BIG EAST	0-0	0/0.0	0-0	.000	0-0	.000	0-0	.000	0	0	0	0.0	0	0	0	0-0	0/0.0
TOTALS	24-4	254/10.6	23-51	.451	2-9	.222	26-37	.703	28	33	61	2.5	10	6	8	39-2	74/3.1
BIG EAST	4-0	4/1.0	0-0	.000	0-0	.000	0-0	.000	0	0	0	0.0	0	0	0	0-0	0/0.0



# Ryan Ayers

Guard/Forward • Freshman • 6-8 • 203 • Blue Bell, PA

(Germantown Academy)


42

One of four freshmen on this year's squad ... Hails from a basketball family — father Randy is an assistant coach with the Orlando Magic after previously coaching the Philadelphia 76ers and serving as head coach at Ohio State • Has played in eight games • Logged a career-high 14 minutes against Florida International and finished with three points and three rebounds • Connected on his first two career free throws versus Fordham, while also dishing out an assist.

Opp.	Min.	Total						Off.	Rebounds		PF	A	TO	BLK	Stl.	Pts.
		FG-FGA	Pct.	3FG-FGA	Pct.	FT-FTA	Pct.		Def.	Total						
Lafayette	12	1-3	.333	0-2	.000	0-0	.000	1	1	2	0	0	2	0	0	2
Hofstra	2	0-0	.000	0-0	.000	0-0	.000	0	0	0	0	0	0	0	0	0
NC State	1	0-0	.000	0-0	.000	0-0	.000	0	0	0	0	0	0	0	0	0
Michigan	10	0-1	.000	0-1	.000	0-0	.000	0	1	1	0	0	0	1	0	0
Alabama	DNP															
Fla. Int.	14	1-4	.250	1-2	.500	0-0	.000	1	2	3	2	1	0	0	0	3
IPFW	9	0-0	.000	0-0	.000	0-0	.000	0	0	0	1	0	0	0	0	0
Niagara	10	0-6	.000	0-4	.000	0-0	.000	0	0	0	1	1	0	0	0	0
Columbia	DNP															
Fordham	3	0-0	.000	0-0	.000	2-2	1.000	0	0	0	1	1	0	0	0	2

### Ayers' Career Statistics

YEAR	G-S	MIN/AVG	3-Point			FT-FTA	PCT.	O	Rebounds			AST.	STL	BLK	PF-D	PTS/AVG	
			FG-FGA	PCT.	PCT.				D	TOT	AVG.						
2005-06	8-0	61/7.6	2-14	.143	1-9	.111	2-2	1.000	2	4	6	0.8	3	0	1	3-0	7/0.9
BIG EAST	0-0	0/0.0	0-0	.000	0-0	.000	0-0	.000	0	0	0	0.0	0	0	0	0-0	0/0.0
TOTALS	8-0	61/7.6	2-14	.143	1-9	.111	2-2	1.000	2	4	6	0.8	3	0	1	3-0	7/0.9
BIG EAST	0-0	0/0.0	0-0	.000	0-0	.000	0-0	.000	0	0	0	0.0	0	0	0	0-0	0/0.0



# Zach Hillesland

Forward • Freshman • 6-9 • 226 • Toledo, OH  
(St. John's Jesuit)


33

Has seen action in seven games this season off the bench • Played a career-high 10 minutes against Florida International • Grabbed a rebound in the Hofstra, Florida International and Fordham contests • Played a career-high 10 minutes against Florida International • Notched his first four collegiate points in the win over Niagara • Sank two free throws and handed out an assist against Fordham.

Opp.	Min.	Total		3FG-FGA	Pct.	FT-FTA	Pct.	Rebounds			PF	A	TO	BLK	Stl.	Pts.
		FG-FGA	Pct.					Off.	Def.	Total						
Lafayette	3	0-1	.000	0-0	.000	0-0	.000	0	0	0	0	0	0	0	0	0
Hofstra	2	0-0	.000	0-0	.000	0-0	.000	0	1	1	0	0	0	0	0	0
NC State	1	0-0	.000	0-0	.000	0-0	.000	0	0	0	0	0	0	0	0	0
Michigan	DNP															
Alabama	DNP															
Fla. Int.	10	0-2	.000	0-0	.000	0-0	.000	0	1	1	3	1	0	0	0	0
IPFW	1	0-0	.000	0-0	.000	0-0	.000	0	0	0	0	0	0	0	0	0
Niagara	2	2-2	1.000	0-0	.000	0-0	.000	0	0	0	0	0	0	0	0	4
Columbia	DNP															
Fordham	3	0-0	.000	0-0	.000	2-2	1.000	0	1	1	0	1	0	0	0	2

## Hillesland's Career Statistics

YEAR	G-S	MIN/AVG	FG-FGA		PCT.	3-Point		FT-FTA	PCT.	Rebounds			AST.	STL	BLK	PF-D	PTS/AVG	
			FG-FGA	PCT.		FG-FGA	PCT.			O	D	TOT						AVG.
2005-06	7-0	21/3.0	2-5	.400		0-0	.000	2-2	1.000	0	3	3	0.4	2	0	0	0-0	6/0.9
BIG EAST	0-0	0/0.0	0-0	.000		0-0	.000	0-0	.000	0	0	0	0.0	0	0	0	0-0	0/0.0
TOTALS	7-0	21/3.0	2-5	.400		0-0	.000	2-2	1.000	0	3	3	0.4	2	0	0	0-0	6/0.9
BIG EAST	0-0	0/0.0	0-0	.000		0-0	.000	0-0	.000	0	0	0	0.0	0	0	0	0-0	0/0.0



# Kyle McAlarney

Guard • Freshman • 6-1 • 200 • Staten Island, NY  
(Moore Catholic)

23

Talented scoring threat will back up Chris Quinn this season at point guard • Has played in all ten contests • Scored seven points in season opener against Lafayette and had six points (two three-pointers) in win at Alabama • Played 18 minutes against Florida International • Set career highs in minutes (37), rebounds (3), steals (2) and blocks (1) against IPFW in his first career start • Scored a career-high 16 points and dished out a career-high five assists versus Niagara • Has netted double figures in three straight outings with 14 points against Columbia and 10 versus Fordham • Named to BIG EAST Weekly Honor Roll for the week of December 26 • Notched a career-high two steals against Fordham.

Opp.	Min.	Total			Rebounds			PF	A	TO	BLK	Stl.	Pts.	
		FG-FGA	Pct.	3FG-FGA	Pct.	FT-FTA	Pct.							Off.
Lafayette	15	1-6	.167	1-3	.333	4-4	1.000	2	0	2	1	0	0	7
Hofstra	17	2-3	.667	1-2	.500	0-0	.000	0	0	0	0	3	1	5
NC State	14	1-3	.333	0-0	.000	0-0	.000	0	0	0	3	1	2	2
Michigan	9	1-1	1.000	2-2	1.000	2-2	1.000	0	0	0	2	0	1	4
Alabama	14	2-2	1.000	2-2	1.000	0-0	.000	0	0	0	2	1	1	6
Fla. Int.	18	1-4	.250	0-3	.000	2-2	1.000	0	2	2	1	2	0	4
IPFW (S)	37	1-7	.143	1-6	.167	3-4	.750	1	2	3	1	4	3	6
Niagara	31	6-8	.750	4-6	.667	0-0	.000	0	3	3	0	5	1	16
Columbia	27	5-8	.625	3-6	.500	1-1	1.000	0	1	1	1	1	3	14
Fordham	23	2-4	.500	2-4	.500	4-4	1.000	0	1	1	1	4	2	10

### McAlarney's Career Statistics

YEAR	G-S	MIN/AVG	3-Point			Rebounds			PF-D	PTS/AVG							
			FG-FGA	PCT.	FG-FGA	PCT.	FT-FTA	PCT.			O	D	TOT	AVG.	AST.	STL	BLK
2005-06	10-1	206/20.6	22-46	.478	14-32	.438	16-17	.941	3	9	12	1.2	21	6	1	12-0	74/7.4
BIG EAST	0-0	0/0.0	0-0	.000	0-0	.000	0-0	.000	0	0	0	0.0	0	0	0	0-0	0/0.0
TOTALS	9-1	206/20.6	22-46	.478	14-32	.438	16-17	.941	3	9	12	1.2	21	6	1	12-0	74/7.4
BIG EAST	0-0	0/0.0	0-0	.000	0-0	.000	0-0	.000	0	0	0	0.0	0	0	0	0-0	0/0.0





# Luke Zeller

Forward/Center • Freshman • 6-11 • 240 • Washington, IN  
(Washington)


40

Joins Chris Thomas (2001-05) as the the second Indiana Mr. Basketball to attend Notre Dame • One of two McDonald's All-Americans on the Irish roster • Pulled down nine rebounds to pace the Irish versus Hofstra • Scored a career-high eight points and six rebounds • Made his first career start against Alabama and has earned five total starts this year • Scored seven points and grabbed four rebounds versus Florida International • Tallied seven rebounds, all in the second half, against Niagara • Scored a career-high 11 points and tied his career best with nine rebounds in the Fordham games.

Total Opp.	Min.	FG-FGA		3FG-FGA		Rebounds		Off.	Def.	Total	PF	A	TO	BLK	Stl.	Pts.
		Pct.	Pct.	Pct.	Pct.	FT-FTA	Pct.									
Lafayette	11	0-0	.000	0-0	.000	0-0	.000	0	3	3	5	0	4	1	1	0
Hofstra	23	2-6	.333	1-3	.333	1-2	.500	1	8	9	0	2	1	1	0	6
NC State	20	1-3	.333	1-2	.500	0-0	.000	0	4	4	1	2	2	0	0	3
Michigan	23	3-9	.333	2-6	.333	0-3	.000	3	3	6	3	2	1	0	0	8
Alabama (S)	16	0-2	.000	0-1	.000	0-0	.000	1	0	1	2	1	1	0	0	0
Fla. Int. (S)	24	1-4	.250	1-3	.333	4-4	1.000	0	4	4	1	3	0	1	0	7
IPFW (S)	14	2-3	.667	1-2	.500	0-0	.000	0	2	2	1	2	1	0	0	5
Niagara (S)	14	2-3	.667	0-1	.000	0-0	.000	2	5	7	0	1	2	1	0	4
Columbia	15	1-2	.500	1-2	.500	0-2	.000	3	2	5	4	1	3	0	0	3
Fordham (S)	22	4-8	.500	2-4	.500	1-2	.500	1	8	9	0	0	2	0	1	11

### Zeller's Career Statistics

YEAR	G-S	MIN/AVG	FG-FGA		3-Point		FT-FTA	PCT.	O	Rebounds			AST.	STL	BLK	PF-D	PTS/AVG
			PCT.	PCT.	PCT.	D				TOT	AVG.						
2005-06	10-5	188/18.8	16-40	.400	9-24	.375	6-12	.500	11	39	50	5.0	14	2	4	17-1	47/4.7
BIG EAST	0-0	0/0.0	0-0	.000	0-0	.000	0-0	.000	0	0	0	0.0	0	0	0	0-0	0/0.0
TOTALS	10-5	188/18.8	16-40	.400	9-24	.375	6-12	.500	11	39	50	5.0	14	2	4	17-1	47/4.7
BIG EAST	0-0	0/0.0	0-0	.000	0-0	.000	0-0	.000	0	0	0	0.0	0	0	0	0-0	0/0.0



**Chris Murphy**  
 Forward • Senior • 6-7 • 216 • Downer's Grove, IL  
 (Benet Academy)

24

Second year walk-on to Irish program • Has played in five games • Had a rebound in the Hofstra, Florida International and Fordham contests • Nailed a three-point field goal against Fordham for his first points in an Irish uniform.

Opp.	Min.	Total		Pct.	3FG-FGA		Pct.	FT-FTA		Pct.	Off.	Def.	Rebounds				Blk	Stl.	Pts.
		FG-FGA	Pct.		FG-FGA	Pct.		FT-FTA	Pct.				Total	PF	A	TO			
Lafayette	1	0-0	.000	0-0	.000	0-0	.000	0	0	.000	0	0	0	0	0	0	0	0	0
Hofstra	1	0-0	.000	0-0	.000	0-0	.000	0	0	.000	0	1	1	0	0	0	0	0	0
NC State	DNP																		
Michigan	DNP																		
Alabama	DNP																		
Fla. Int.	2	0-1	.000	0-1	.000	0-0	.000	0	0	.000	0	1	1	0	0	0	0	0	1
IPFW	DNP																		
Niagara	1	0-0	.000	0-0	.000	0-0	.000	0	0	.000	0	0	0	0	0	0	0	0	0
Columbia	DNP																		
Fordham	2	1-1	1.000	1-1	1.000	0-0	.000	0	0	.000	0	1	1	0	0	1	0	0	2

**Murphy's Career Statistics**

YEAR	G-S	MIN/AVG	FG-FGA		3-Point		FT-FTA		PCT.	O	Rebounds			AST.	STL	BLK	PF-D	PTS/AVG
			PCT.	FG-FGA	PCT.	FG-FGA	PCT.	O			D	TOT	AVG.					
2004-05	2-0	2/1.0	0-0	.000	0-0	.000	0-0	.000	.000	0	0	0	0.0	0	0	0	1-0	0/0.0
BIG EAST	2-0	1/1.0	0-0	.000	0-0	.000	0-0	.000	.000	0	0	0	0.0	0	0	0	0-0	0/0.0
2005-06	5-0	6/1.2	1-2	.500	1-2	.500	0-0	.000	.000	0	3	3	0.6	0	1	0	0-0	3/0.6
BIG EAST	0-0	0/0.0	0-0	.000	0-0	.000	0-0	.000	.000	0	0	0	0.0	0	0	0	0-0	0/0.0
TOTALS	7-0	8/1.1	1-2	.500	1-2	.500	0-0	.000	.000	0	3	3	0.4	0	1	0	1-0	3/0.4
BIG EAST	1-0	1/1.0	0-0	.000	0-0	.000	0-0	.000	.000	0	0	0	0.0	0	0	0	0-0	0/0.0

## Career/Season Highs

### Ryan Ayers

**Points:**

Career: 3 vs. Florida International (12-10-05)

**Field Goals:**

Career: 1 vs. Lafayette (11-20-05) and Florida International (12-10-05)

**Field Goals Attempted:**

Career: 6 vs. Niagara (12-21-05)

**Field-Goal Percentage:**

Career: .333 vs. Lafayette (11-20-05)

**Three-Point Field Goals:**

Career: 1 vs. Florida International (12-10-05)

**Three-Point Field Goals Attempted:**

Career: 4 vs. Niagara (12-21-05)

**Three-Point Field Goal Percentage:**

Career: .500 vs. Florida International (12-10-05)

**Free Throws:**

Career: 2 vs. Fordham (12-28-05)

**Free Throws Attempted:**

Career: 2 vs. Fordham (12-28-05)

**Free-Throw Percentage:**

Career: 1.000 vs. Fordham (12-28-05)

**Rebounds:**

Career: 3 vs. Florida International (12-10-05)

**Assists:**

Career: 1 on three occasions

**Blocked Shots:**

Career: —

**Steals:**

Career: —

**Minutes:**

Career: 14 vs. Florida International (12-10-05)

### Russell Carter

**Points:**

Career: 12 vs. Rutgers (3-9-05) and North Carolina St. (11-26-05)

Season: 12 vs. North Carolina St. (11-26-05)

**Field Goals:**

Career: 4 on five occasions

Season: 4 on four occasions

**Field Goals Attempted:**

Career: 10 vs. IPFW (12-18-05)

Season: 10 vs. IPFW (12-18-05)

**Field-Goal Percentage:**

Career: 1.000 on five occasions

Season: .667 vs. Florida International (12-10-05)

**Three-Point Field Goals:**

Career: 2 vs. Niagara (12-21-05)

Season: 2 vs. Niagara (12-21-05)

**Three-Point Field Goals Attempted:**

Career: 4 on three occasions

Season: 4 vs. North Carolina St. (11-26-05)

**Three-Point Field Goal Percentage:**

Career: 1.000 (1-1) on eight occasions

Season: 1.000 on two occasions

**Free Throws:**

Career: 6 vs. IPFW (12-18-05)

Season: 6 vs. IPFW (12-18-05)

**Free Throws Attempted:**

Career: 8 vs. North Carolina St. (11-26-05)

and Columbia (12-23-05)

Season: 8 vs. North Carolina St. (11-26-05)

and Columbia (12-23-05)

**Free-Throw Percentage:**

Career: 1.000 on four occasions

Season: 1.000 vs. Florida International (12-10-05)

and Fordham (12-28-05)

**Rebounds:**

Career: 14 vs. IPFW (12-18-05)

Season: 14 vs. IPFW (12-18-05)

**Assists:**

Career: 4 vs. Michigan (12-3-05)

Season: 4 vs. Michigan (12-3-05)

**Blocked Shots:**

Career: 1 on six occasions

Season: 1 on six occasions

**Steals:**

Career: 6 vs. IPFW (12-18-05)

Season: 6 vs. IPFW (12-18-05)

**Minutes:**

Career: 38 vs. IPFW (12-18-05)

Season: 38 vs. IPFW (12-18-05)

### Rick Cornett

**Points:**

Career: 16 vs. Purdue (3-17-04)

Season: 10 vs. Lafayette (11-20-05) and

Niagara (12-21-05)

**Field Goals:**

Career: 5 vs. Connecticut (3-11-04) and

Niagara (12-21-05)

Season: 5 vs. Niagara (12-21-05)

**Field Goals Attempted:**

Career: 9 vs. Providence (2-19-05)

Season: 6 vs. Alabama (12-7-05) and Fordham

(12-28-05)

**Field-Goal Percentage:**

Career: 1.000 on seven occasions

Season: 1.000 (3-3) vs. Lafayette (11-20-05)

**Three-Point Field Goals:**

Career: —

Season: —

**Three-Point Field Goals Attempted:**

Career: —

Season: —

**Three-Point Field Goal Percentage:**

Career: —

Season: —

**Free Throws:**

Career: 8 vs. Purdue (3-17-04)

Season: 4 vs. Lafayette (11-20-05) and Ala-

bama (12-7-05)

**Free Throws Attempted:**

Career: 9 vs. Providence (2-19-05)

Season: 6 vs. Lafayette (11-20-05)

**Free-Throw Percentage:**

Career: 1.000 on 11 occasions

Season: .800 vs. Alabama (12-7-05)

**Rebounds:**

Career: 14 vs. Providence (2-15-05)

Season: 9 vs. Alabama (12-7-05)

**Assists:**

Career: 2 on four occasions

Season: 1 vs. Fordham (12-28-05)

**Blocked Shots:**

Career: 2 on six occasions

Season: 2 vs. Lafayette (11-20-05) and Ford-

ham (12-28-05)

**Steals:**

Career: 2 on six occasions

Season: 2 vs. Niagara (12-21-05) and Fordham

(12-28-05)

**Minutes:**

Career: 27 vs. Providence (2-19-05)

Season: 18 vs. Fordham (12-28-05)

### Colin Falls

**Points:**

Career: 28 vs. Pittsburgh (3-5-05)

Season: 24 vs. Alabama (12-7-05)

**Field Goals:**

Career: 8 vs. Boston College (2-8-05) and

Pittsburgh (3-5-05)

Season: 7 vs. Alabama (12-7-05)

**Field Goals Attempted:**

Career: 17 vs. Alabama (12-7-05)

Season: 17 vs. Alabama (12-7-05)

**Field-Goal Percentage:**

Career: 1.000 on four occasions

Season: .462 vs. Niagara (12-21-05)

**Three-Point Field Goals:**

Career: 8 vs. Pittsburgh (3-5-05)

Season: 7 vs. Alabama (12-7-05)

**Three-Point Field Goals Attempted:**

Career: 14 vs. Pittsburgh (11-20-05) and

Alabama (12-7-05)

Season: 14 vs. Alabama (12-7-05)

**Three-Point Field Goal Percentage:**

Career: 1.000 on three occasions

Season: .500 on three occasions

**Free Throws:**

Career: 10 vs. Seton Hall (1-5-05)

Season: 4 vs. Hofstra (11-22-05) and Colum-

bia (12-23-05)

**Free Throws Attempted:**

Career: 11 vs. Seton Hall (1-5-05)

Season: 6 vs. Hofstra (11-22-05)

**Free-Throw Percentage:**

Career: 1.000 on 16 occasions

Season: 1.000 vs. Niagara (12-21-05) and

Columbia (12-23-05)

**Rebounds:**

Career: 5 on three occasions

Season: 3 vs. Columbia (12-23-05)

**Assists:**

Career: 5 vs. Army (12-19-04) and Niagara

(12-21-05)

Season: 5 vs. Niagara (12-21-05)

**Blocked Shots:**

Career: 1 on seven occasions

Season: 1 on three occasions

**Steals:**

Career: 3 on three occasions

Season: 2 vs. Florida International (12-30-05)

**Minutes:**

Career: 40 on three occasions

Season: 40 vs. Alabama (12-7-05)

### Torin Francis

**Points:**

Career: 25 vs. Arizona (3-27-03)

Season: 24 vs. IPFW (12-18-05)

**Field Goals:**

Career: 10 vs. Arizona (3-27-03) and IPFW

(12-18-05)

Season: 10 vs. IPFW (12-18-05)

**Field Goals Attempted:**

Career: 16 vs. Michigan (12-3-05)

Season: 16 vs. Michigan (12-3-05)

**Field-Goal Percentage:**

Career: 1.000 on four occasions

Season: .857 vs. Niagara (12-21-05)

**Three-Point Field Goals:**

Career: 1 vs. Arizona (3-27-03)

Season: —

**Three-Point Field Goals Attempted:**

Career: 1 vs. Arizona (3-27-03)

Season: —

**Three-Point Field Goal Percentage:**

Career: 1.000 (1-1) vs. Arizona (3-27-03)

Season: —

**Free Throws:**

Career: 11 on two occasions

Season: 6 vs. Michigan (12-3-05) and Florida

International (12-10-05)

**Free Throws Attempted:**

Career: 17 vs. Syracuse (2-15-03)

Season: 11 vs. Florida International (12-10-

05) and Columbia (12-23-05)

**Free-Throw Percentage:**

Career: 1.000 on 11 occasions

Season: 1.000 on four occasions

## Career/Season Highs

### Rebounds:

Career: 20 vs. Bucknell (11-2-03)  
Season: 14 vs. Lafayette (11-20-05)

### Assists:

Career: 4 vs. Virginia Tech (2-22-03)  
Season: 2 on five occasions

### Blocked Shots:

Career: 8 vs. Texas (12-8-02)  
Season: 4 vs. Columbia (12-23-05)

### Steals:

Career: 3 vs. Seton Hall (1-12-03)  
Season: 2 vs. Florida International (12-10-05)

### Minutes:

Career: 40 on two occasions  
Season: 37 vs. Michigan (12-3-05) and IPFW (12-18-05)

## Zach Hillesland

### Points:

Career: 4 vs. Niagara (12-21-05)

### Field Goals:

Career: 2 vs. Niagara (12-21-05)

### Field Goals Attempted:

Career: 2 vs. Florida International (12-10-05) and Niagara (12-21-05)

### Field-Goal Percentage:

Career: 1.000 vs. Niagara (12-21-05)

### Three-Point Field Goals:

Career: —

### Three-Point Field Goals Attempted:

Career: —

### Three-Point Field Goal Percentage:

Career: —

### Free Throws:

Career: 2 vs. Fordham (12-28-05)

### Free Throws Attempted:

Career: 2 vs. Fordham (12-28-05)

### Free-Throw Percentage:

Career: 1.000 vs. Fordham (12-28-05)

### Rebounds:

Career: 1 on three occasions

### Assists:

Career: 1 vs. Florida International (12-10-05) and Fordham (12-28-05)

### Blocked Shots:

Career: —

### Steals:

Career: —

### Minutes:

Career: 10 vs. Florida International (12-10-05)

## Rob Kurz

### Points:

Career: 18 vs. Lafayette (11-20-05)  
Season: 18 vs. Lafayette (11-20-05)

### Field Goals:

Career: 8 vs. Lafayette (11-20-05)  
Season: 8 vs. Lafayette (11-20-05)

### Field Goals Attempted:

Career: 10 vs. Lafayette (11-20-05)  
Season: 10 vs. Lafayette (11-20-05)

### Field-Goal Percentage:

Career: 1.000 vs. IPFW (11-23-04)  
Season: .800 vs. Lafayette (11-20-05)

### Three-Point Field Goals:

Career: 1 vs. Holy Cross (3-15-05) and Lafayette (11-20-05)

### Three-Point Field Goals Attempted:

Career: 3 vs. Florida International (12-10-05)  
Season: 3 vs. Florida International (12-10-05)

### Three-Point Field Goal Percentage:

Career: 1.000 vs. Holy Cross (3-15-05) and Lafayette (11-20-05)

Season: 1.000 vs. Lafayette (11-20-05)

### Free Throws:

Career: 6 vs. Holy Cross (3-15-05) and Columbia (12-23-05)

Season: 6 vs. Columbia (12-23-05)

### Free Throws Attempted:

Career: 11 vs. Holy Cross (3-15-05)  
Season: 8 vs. Columbia (12-23-05)

### Free-Throw Percentage:

Career: 1.000 on four occasions  
Season: 1.000 on three occasions

### Rebounds:

Career: 8 vs. Lafayette (11-20-05)  
Season: 8 vs. Lafayette (11-20-05)

### Assists:

Career: 3 vs. Fordham (12-28-05)  
Season: 3 vs. Fordham (12-28-05)

### Blocked Shots:

Career: 2 vs. IPFW (12-18-05)  
Season: 2 vs. IPFW (12-18-05)

### Steals:

Career: 2 vs. Columbia (12-23-05)  
Season: 2 vs. Columbia (12-23-05)

### Minutes:

Career: 26 vs. IPFW (12-18-05)  
Season: 26 vs. IPFW (12-18-05)

## Kyle McAlarney

### Points:

Career: 16 vs. Niagara (12-21-05)

### Field Goals:

Career: 6 vs. Niagara (12-21-05)

### Field Goals Attempted:

Career: 8 vs. Niagara (12-21-05) and Columbia (12-23-05)

### Field-Goal Percentage:

Career: 1.000 vs. Michigan (12-3-05) and Alabama (12-7-05)

### Three-Point Field Goals:

Career: 4 vs. Niagara (12-21-05)

### Three-Point Field Goals Attempted:

Career: 6 on three occasions

### Three-Point Field Goal Percentage:

Career: 1.000 vs. Alabama (12-7-05)

### Free Throws:

Career: 4 vs. Lafayette (11-20-05) and Fordham (12-28-05)

### Free Throws Attempted:

Career: 4 on three occasions

### Free-Throw Percentage:

Career: 1.000 on five occasions

### Rebounds:

Career: 3 vs. IPFW (12-18-05) and Niagara (12-21-05)

### Assists:

Career: 5 vs. Niagara (12-21-05)

### Blocked Shots:

Career: 1 vs. IPFW (12-18-05)

### Steals:

Career: 2 vs. IPFW (12-18-05) and Fordham (12-28-05)

### Minutes:

Career: 37 vs. IPFW (12-18-05)

## Chris Quinn

### Points:

Career: 26 vs. Michigan (12-3-05)  
Season: 26 vs. Michigan (12-3-05)

### Field Goals:

Career: 10 vs. Pittsburgh (2-12-05)  
Season: 9 vs. Michigan (12-3-05)

### Field Goals Attempted:

Career: 19 vs. UCLA (2-27-05)  
Season: 18 vs. Michigan (12-3-05)

### Field-Goal Percentage:

Career: 1.000 on two occasions  
Season: .555 vs. Fordham (12-28-05)

### Three-Point Field Goals:

Career: 6 vs. Quinnipiac (12-23-03)  
Season: 4 vs. Michigan (12-3-05) and Fordham (12-28-05)

### Three-Point Field Goals Attempted:

Career: 10 vs. Syracuse (1-17-04)  
Season: 7 vs. Michigan (12-3-05)

### Three-Point Field Goal Percentage:

Career: 1.000 (1-1) on eight occasions  
Season: 1.000 vs. Niagara (12-21-05)

### Free Throws:

Career: 10 vs. Florida International (12-10-05)  
Season: 10 vs. Florida International (12-10-05)

### Free Throws Attempted:

Career: 10 vs. Florida International (12-10-05)  
Season: 10 vs. Florida International (12-10-05)

### Free-Throw Percentage:

Career: 1.000 on 30 occasions  
Season: 1.000 on five occasions

### Rebounds:

Career: 9 vs. Fordham (12-28-05)  
Season: 9 vs. Fordham (12-28-05)

### Assists:

Career: 9 vs. Lafayette (11-20-05)  
Season: 9 vs. Lafayette (11-20-05)

### Blocked Shots:

Career: 1 on 13 occasions  
Season: 1 vs. Michigan (12-3-05)

### Steals:

Career: 6 on two occasions  
Season: 5 vs. Lafayette (11-20-05)

### Minutes:

Career: 40 on nine occasions  
Season: 40 vs. Alabama (12-7-05)

## Luke Zeller

### Points:

Career: 11 vs. Fordham (12-28-05)

### Field Goals:

Career: 4 vs. Fordham (12-28-05)

### Field Goals Attempted:

Career: 9 vs. Michigan (12-3-05)

### Field-Goal Percentage:

Career: .667 vs. IPFW (12-18-05) and Niagara (12-21-05)

### Three-Point Field Goals:

Career: 2 vs. Michigan (12-3-05) and Fordham (12-28-05)

### Three-Point Field Goals Attempted:

Career: 5 vs. Michigan (12-3-05)

### Three-Point Field Goal Percentage:

Career: .500 on four occasions

### Free Throws:

Career: 4 vs. Florida International (12-10-05)

### Free Throws Attempted:

Career: 4 vs. Florida International (12-10-05)

### Free-Throw Percentage:

Career: 1.000 vs. Florida International (12-10-05)

### Rebounds:

Career: 9 vs. Hofstra (11-22-05) and Fordham (12-28-05)

### Assists:

Career: 3 vs. Florida International (12-10-05)

### Blocked Shots:

Career: 1 on four occasions

### Steals:

Career: 1 vs. Lafayette (11-20-05) and Fordham (12-28-05)

### Minutes:

Career: 24 vs. Florida International (12-10-05)

## 2005-06 Game-By-Game Statistics

Opponent	Overall		3-Point		FT-A	Pct.	O-D-Tot.	PF	A	TO	B	S	Pts
	FG-A	Pct.	FG-A	Pct.									
Lafayette	24-61	.393	7-21	.333	11-14	.786	10-19-29	23	18	13	3	7	66
<b>Notre Dame</b>	27-56	.482	9-21	.429	21-29	.724	14-29-43	15	15	14	3	10	84
Hofstra	21-67	.313	7-26	.269	1-6	.167	16-24-40	15	9	11	4	9	50
<b>Notre Dame</b>	24-52	.462	10-22	.455	11-16	.688	7-32-39	10	16	12	4	6	69
North Carolina St.	19-43	.442	8-16	.500	15-18	.833	5-22-27	16	13	12	6	10	61
<b>Notre Dame</b>	19-51	.373	3-18	.167	7-13	.538	16-22-38	18	11	15	3	15	48
Michigan	27-58	.466	7-17	.412	10-11	.909	9-24-33	17	17	13	4	8	71
<b>Notre Dame</b>	24-58	.414	6-20	.300	13-18	.722	13-22-35	16	11	14	7	5	67
Alabama	27-62	.435	6-20	.300	11-21	.524	19-17-36	15	10	14	11	9	78
<b>Notre Dame</b>	26-57	.456	11-23	.478	15-19	.789	17-22-39	18	7	18	3	5	71
Florida International	18-55	.327	2-11	.182	9-17	.529	11-27-38	24	10	15	4	2	47
<b>Notre Dame</b>	24-58	.414	6-22	.273	27-33	.818	10-31-41	16	17	7	6	10	81
IPFW	22-59	.373	8-23	.348	11-14	.786	9-20-29	17	9	11	1	4	63
<b>Notre Dame</b>	21-51	.412	6-17	.353	17-19	.895	9-31-40	18	14	13	5	10	65
Niagara	21-67	.313	7-33	.212	10-13	.769	15-20-35	12	14	14	2	13	59
<b>Notre Dame</b>	32-58	.552	12-26	.462	4-6	.667	7-33-40	13	23	20	6	9	80
Columbia	30-63	.476	2-13	.154	6-10	.600	12-27-39	31	15	14	2	3	68
<b>Notre Dame</b>	19-50	.380	9-26	.346	28-45	.622	13-24-37	16	12	9	5	5	75
Fordham	19-67	.284	5-20	.250	6-10	.600	18-13-31	17	13	11	2	8	49
<b>Notre Dame</b>	29-53	.547	9-21	.429	18-22	.818	11-32-43	9	25	11	3	6	85

# 2005-06 Box Scores

Notre Dame 84, Lafayette 66  
November 20, 2005  
Joyce Center — Notre Dame, IN

## Game 1

	3-pt																		
Lafayette	FG-A	FG-A	FT-A	REB	PF	TP	A	TO	BK	ST	MIN								
Andei Capusan	1-8	0-0	1-2	2-2-4	0	3	1	1	0	1	23								
Ted Detmer	5-8	1-1	2-2	1-0-1	4	13	3	1	0	3	23								
Pat Betley	2-4	1-2	0-2	0-1-1	1	5	2	0	0	0	22								
Bilal Abdullah	4-9	0-3	6-6	0-2-2	2	14	1	2	1	1	32								
Matt Betley	3-7	1-3	0-0	1-6-7	2	7	1	2	0	0	19								
Paul Cummins	2-7	2-4	0-0	1-2-3	4	6	1	1	0	1	15								
Everest Schmidt	4-8	0-0	2-2	2-1-3	4	10	3	2	2	0	29								
Andrew Brown	3-9	2-8	0-0	0-3-3	4	8	5	4	0	1	34								
Kerry Kenny	0-0	0-0	0-0	0-0-0	1	0	1	0	0	0	1								
Dave Smith	0-0	0-0	0-0	0-0-0	0	0	0	0	0	0	1								
Tom Leszczynski	0-1	0-0	0-0	0-0-0	1	0	0	0	0	0	1								
Team				3-2-5															
<b>TOTALS</b>	<b>24-61</b>	<b>7-21</b>	<b>11-14</b>	<b>10-19-29</b>	<b>23</b>	<b>66</b>	<b>18</b>	<b>13</b>	<b>3</b>	<b>7</b>	<b>200</b>								

FG%: 1st Half 9-33, .273; 2nd Half 15-28, .536; Game .393; 3-PT%: 1st Half 3-12, .250; 2nd Half 4-9, .444; Game .333; FT%: 1st Half 5-6, .833; 2nd Half 6-8, .750; Game .786; Deadball: 1.

	3-pt																		
Notre Dame	FG-A	FG-A	FT-A	REB	PF	TP	A	TO	BK	ST	MIN								
Rob Kurz	8-10	1-1	1-1	7-1-8	4	18	1	2	0	0	25								
Torin Francis	2-5	0-0	4-4	2-12-14	1	8	1	1	0	1	29								
Chris Quinn	5-10	1-2	4-6	0-3-3	1	15	9	4	0	5	37								
Colin Falls	5-13	5-10	0-2	0-0-0	1	15	3	1	0	1	29								
Russell Carter	2-5	1-3	4-6	1-1-2	2	9	1	0	0	2	25								
Rick Cornett	3-3	0-0	4-6	0-3-3	0	10	0	0	2	0	13								
Kyle McAlarney	1-6	1-3	4-4	2-0-2	1	7	0	0	0	0	15								
Chris Murphy	0-0	0-0	0-0	0-0-0	0	0	0	0	0	0	1								
Zach Hillesland	0-1	0-0	0-0	0-0-0	0	0	0	0	0	0	3								
Luke Zeller	0-0	0-0	0-0	0-3-3	5	0	0	4	1	1	11								
Ryan Ayres	1-3	0-2	0-0	1-1-2	0	2	0	2	0	0	12								
Team				1-5-6															
<b>TOTALS</b>	<b>27-56</b>	<b>9-21</b>	<b>21-29</b>	<b>14-29-43</b>	<b>15</b>	<b>84</b>	<b>15</b>	<b>14</b>	<b>3</b>	<b>10</b>	<b>200</b>								

FG%: 1st Half 15-30, .500; 2nd Half 12-26, .462; Game .482; 3-PT%: 1st Half 6-12, .500; 2nd Half 3-9, .333; Game .429; FT%: 1st Half 3-7, .429; 2nd Half 18-22, .818; Game .724; Deadball: 4.

SCORE BY PERIODS	1	2	F
Lafayette	26	40	66
Notre Dame	39	45	84

OFFICIALS: Tim Higgins, Jim Burr, Brian O'Connell  
TECHNICALS: None  
ATTENDANCE: 10,023

Notes: Notre Dame is now 83-18 all-time in season openers ... The Irish have won all six of its season openers under head coach Mike Brey ... Rob Kurz' 18 points and eight rebounds were both career-highs as he earned his first career start ... Chris Quinn's nine assists also marked a personal best.

Notre Dame 69, Hofstra 50  
November 22, 2005  
Joyce Center — Notre Dame, IN

## Game 2

	3-pt																		
Hofstra	FG-A	FG-A	FT-A	REB	PF	TP	A	TO	BK	ST	MIN								
Aurimas Kieza	3-10	2-8	0-0	1-5-6	1	8	1	1	2	2	30								
Adrian Uter	5-10	0-0	0-4	7-5-12	3	10	0	1	2	0	29								
Loren Stokes	5-11	2-4	1-2	2-5-7	3	13	2	3	0	0	32								
Antoine Agudio	4-13	0-4	0-0	2-1-3	1	8	1	3	0	1	32								
Carlos Rivera	4-16	3-9	0-0	1-3-4	2	11	3	2	0	4	36								
Zygis Sestokas	0-1	0-0	0-0	0-0-0	0	0	0	0	0	0	4								
Jorge Lebron	0-1	0-1	0-0	0-0-0	0	0	0	0	0	0	2								
Arminas Urbutis	0-2	0-0	0-0	0-3-3	4	0	0	0	0	0	12								
Greg Johnson	0-3	0-0	0-0	1-0-1	0	0	2	0	0	0	16								
Mike Davis -Saab	0-0	0-0	0-0	1-0-1	1	0	0	1	0	0	4								
Chris Gadley	0-0	0-0	0-0	0-1-1	0	0	0	0	0	0	3								
Team				1-1-2															
<b>TOTALS</b>	<b>21-67</b>	<b>7-26</b>	<b>1-6</b>	<b>16-24-40</b>	<b>15</b>	<b>50</b>	<b>9</b>	<b>11</b>	<b>4</b>	<b>9</b>	<b>200</b>								

FG%: 1st Half 14-36, .389; 2nd Half 7-31, .226; Game .313; 3-PT%: 1st Half 5-13, .385; 2nd Half 2-13, .154; Game .269; FT%: 1st Half 0-4, .000; 2nd Half 1-2, .500; Game .167; Deadball: 3.

	3-pt																		
Notre Dame	FG-A	FG-A	FT-A	REB	PF	TP	A	TO	BK	ST	MIN								
Rob Kurz	1-3	0-0	0-0	1-6-7	2	2	0	4	1	0	18								
Torin Francis	4-8	0-0	3-4	2-5-7	1	11	2	1	1	0	29								
Chris Quinn	6-12	2-4	2-2	1-3-4	2	16	6	1	0	3	38								
Colin Falls	5-13	5-12	4-6	0-1-1	2	19	0	2	1	1	35								
Russell Carter	2-4	1-1	1-2	1-2-3	2	6	3	1	0	1	24								
Rick Cornett	2-3	0-0	0-0	1-2-3	1	4	0	0	0	0	11								
Kyle McAlarney	2-3	1-2	0-0	0-0-0	0	5	3	2	0	1	17								
Chris Murphy	0-0	0-0	0-0	0-1-1	0	0	0	0	0	0	1								
Zach Hillesland	0-0	0-0	0-0	0-1-0	0	0	0	0	0	0	2								
Luke Zeller	2-6	1-3	1-2	1-8-9	0	6	2	1	1	0	23								
Ryan Ayres	0-0	0-0	0-0	0-0-0	0	0	0	0	0	0	2								
Team				0-3-3															
<b>TOTALS</b>	<b>24-52</b>	<b>10-22</b>	<b>11-16</b>	<b>7-32-39</b>	<b>10</b>	<b>69</b>	<b>16</b>	<b>12</b>	<b>4</b>	<b>6</b>	<b>200</b>								

FG%: 1st Half 12-29, .414; 2nd Half 12-23, .522; Game .462; 3-PT%: 1st Half 4-12, .333; 2nd Half 6-10, .600; Game .455; FT%: 1st Half 1-2, .500; 2nd Half 10-14, .714; Game .688; Deadball: 2.

SCORE BY PERIODS	1	2	F
Hofstra	33	17	50
Notre Dame	29	40	69

OFFICIALS: Jim Haney, Pat Driscoll, Tim Clougherty  
TECHNICALS: None  
ATTENDANCE: 9,837

Notes: Luke's Zeller's had eight of his career-high nine rebounds in the second half ... Chris Quinn scored in double figures for the 50th time in his career.

North Carolina State 61, Notre Dame 48  
November 26, 2005  
Conseco Fieldhouse — Indianapolis, IN  
John R. Wooden Tradition

## Game 3

	3-pt																		
North Carolina St.	FG-A	FG-A	FT-A	REB	PF	TP	A	TO	BK	ST	MIN								
Ilian Evtimov	4-6	3-4	1-2	0-1-1	4	12	1	2	0	2	27								
Andrew Brackman	2-5	1-2	2-2	2-5-7	4	7	1	2	2	2	24								
Cedric Simms	3-6	0-0	4-4	0-4-4	4	10	3	2	2	1	33								
Gavin Grant	2-6	0-0	1-2	0-5-5	0	5	3	2	1	0	33								
Engin Atsur	4-6	2-4	1-2	0-3-3	2	11	2	2	1	3	35								
Cameron Bennerman	2-6	2-4	6-6	2-1-3	0	12	2	1	0	1	29								
Tony Bethel	2-7	0-2	0-0	0-1-1	2	4	1	1	0	1	16								
Brandon Costner	0-1	0-0	0-0	0-0-0	0	0	0	0	0	0	2								
Ben McCauley	0-0	0-0	0-0	0-0-0	0	0	0	0	0	0	1								
Team				1-2-3															
<b>TOTALS</b>	<b>19-43</b>	<b>8-16</b>	<b>15-18</b>	<b>5-22-27</b>	<b>16</b>	<b>61</b>	<b>13</b>	<b>12</b>	<b>6</b>	<b>10</b>	<b>200</b>								

# 2005-06 Box Scores

**Notre Dame 78, Alabama 71**  
**December 7, 2005**  
**Coleman Coliseum — Tuscaloosa, AL**

## Game 5

Notre Dame	FG-A	FG-A	FT-A	REB	PF	TP	A	TO	BK	ST	MIN
Torin Francis	5-9	0-0	4-4	3-6-9	2	14	0	5	1	1	34
Luke Zeller	0-2	0-1	0-0	1-0-1	2	0	1	1	0	0	16
Chris Quinn	4-8	1-4	2-2	2-3-5	2	11	4	3	0	0	40
Colin Falls	7-17	7-14	3-4	0-1-1	3	24	1	2	0	1	40
Russell Carter	4-8	1-1	2-4	3-2-5	2	11	0	4	1	3	26
Rick Cornett	2-6	0-0	4-5	5-4-9	1	8	0	2	1	0	15
Kyle McAlarney	2-2	2-2	0-0	0-0-0	2	6	1	1	0	0	14
Rob Kurz	2-5	0-1	0-0	2-4-6	4	4	0	0	0	0	15
Team				1-2-3							
<b>TOTALS</b>	<b>26-57</b>	<b>11-23</b>	<b>15-19</b>	<b>17-22-39</b>	<b>18</b>	<b>78</b>	<b>7</b>	<b>18</b>	<b>3</b>	<b>5</b>	<b>200</b>

FG%: 1st Half 17-35, .486; 2nd Half 9-22, .409; Game .456; 3-PT%: 1st Half 7-11, .636; 2nd Half 4-12, .333; Game .478; FT%: 1st Half 5-6, .833; 2nd Half 10-13, .769; Game .789; Deadball: 1.

Alabama	FG-A	FG-A	FT-A	REB	PF	TP	A	TO	BK	ST	MIN
Chuck Davis	13-18	0-1	3-7	4-3-7	2	29	1	1	1	1	35
Ronald Steele	4-13	2-8	2-2	0-4-4	1	12	5	2	1	1	40
Jean Felix	0-4	0-3	0-0	1-0-1	4	0	0	1	0	1	9
Jermareo Davidson	3-9	0-0	0-0	1-3-4	2	6	1	2	4	2	31
Justin Jonus	2-3	2-3	0-0	1-0-1	5	6	2	3	0	0	26
Alonzo Gee	5-11	2-5	3-6	4-1-5	4	15	0	2	0	4	27
Evan Broek	0-1	0-0	1-2	2-0-2	0	1	1	2	0	1	14
Richard Hendrix	0-3	0-0	2-4	3-4-7	1	2	0	1	5	0	18
Team				3-2-5							
<b>TOTALS</b>	<b>27-62</b>	<b>6-20</b>	<b>11-21</b>	<b>19-17-36</b>	<b>15</b>	<b>71</b>	<b>10</b>	<b>14</b>	<b>11</b>	<b>9</b>	<b>200</b>

FG%: 1st Half 13-31, .419; 2nd Half 14-31, .452; Game .435; 3-PT%: 1st Half 1-9, .111; 2nd Half 5-11, .455; Game .300; FT%: 1st Half 2-8, .250; 2nd Half 9-13, .692; Game .524; Deadball: 1.

SCORE BY PERIODS	1	2	F
Notre Dame	46	29	78
Alabama	29	42	71

OFFICIALS: Tony Greene, Tim Higgins, Joe Lindsay  
 TECHNICALS: None  
 ATTENDANCE: 12,414

Notes: Notre Dame earned its first road win over a ranked opponent since an 84-72 victory over Syracuse (ranked 24th) on Feb. 16, 2004 ... It was the first win for Notre Dame over a Southeastern Conference foe since a 77-74 victory against Vanderbilt on Dec. 2, 2000 in Nashville, Tenn. ... Colin Falls' 24 marked the fifth time in his career that he scored 20-plus points.

**Notre Dame 65, IPFW 63**  
**December 18, 2005**  
**Memorial Coliseum — Fort Wayne, IN**

## Game 7

Notre Dame	FG-A	FG-A	FT-A	REB	PF	TP	A	TO	BK	ST	MIN
Colin Falls	6-16	3-7	0-0	0-1-1	5	15	2	1	0	0	36
Kyle McAlarney	1-7	1-6	3-4	1-2-3	1	6	4	3	1	2	37
Torin Francis	10-13	0-0	4-4	2-9-11	3	24	2	2	1	1	37
Luke Zeller	2-3	1-2	0-0	0-2-2	1	5	2	1	0	0	14
Russell Carter	2-10	1-2	6-7	5-9-14	2	11	2	3	1	6	38
Rick Cornett	0-1	0-0	0-0	0-0-0	0	0	1	0	0	0	3
Rob Kurz	0-1	0-0	4-4	1-2-3	5	4	1	2	2	1	26
Zach Hillesland	0-0	0-0	0-0	0-0-0	0	0	0	0	0	0	1
Ryan Ayres	0-0	0-0	0-0	0-0-0	1	0	0	0	0	0	8
Team				0-6-6							
<b>TOTALS</b>	<b>21-51</b>	<b>6-17</b>	<b>17-19</b>	<b>9-31-40</b>	<b>18</b>	<b>65</b>	<b>14</b>	<b>13</b>	<b>5</b>	<b>10</b>	<b>200</b>

FG%: 1st Half 12-28, .429; 2nd Half 9-23, .391; Game .412; 3-PT%: 1st Half 4-9, .444; 2nd Half 2-8, .250; Game .353; FT%: 1st Half 10-11, .909; 2nd Half 7-8, .875; Game .895; Deadball: 2.

IPFW	FG-A	FG-A	FT-A	REB	PF	TP	A	TO	BK	ST	MIN
DeWitt Scott	5-14	4-9	0-0	0-3-3	3	14	0	2	0	1	39
Justin Hawkins	2-9	1-3	3-4	3-3-6	3	8	2	0	0	1	40
Quintin Caruthers	5-10	0-2	3-4	1-1-2	5	13	1	3	1	0	28
Brad Pompey	3-7	0-3	4-4	1-4-5	2	10	4	4	4	0	34
Tyler Best	5-14	2-4	0-1	1-3-4	2	12	0	0	0	2	39
Jakari Johnson	0-0	0-0	0-0	0-0-0	0	0	0	0	0	0	1
Kyle Savely	2-5	1-2	1-1	1-2-3	2	6	2	2	0	0	18
Zeljko Egeric	0-0	0-0	0-0	0-0-0	0	0	0	0	0	0	1
Team				2-4-6							
<b>TOTALS</b>	<b>22-59</b>	<b>8-23</b>	<b>11-14</b>	<b>9-20-29</b>	<b>17</b>	<b>63</b>	<b>9</b>	<b>11</b>	<b>1</b>	<b>4</b>	<b>200</b>

FG%: 1st Half 12-30, .400; 2nd Half 10-29, .345; Game .373; 3-PT%: 1st Half 5-15, .333; 2nd Half 3-8, .375; Game .348; FT%: 1st Half 1-2, .500; 2nd Half 10-12, .833; Game .786; Deadball: 1.

SCORE BY PERIODS	1	2	F
Notre Dame	38	27	65
IPFW	30	33	63

OFFICIALS: Curtis Shaw, Tim Fogarty, Mike Roberts  
 TECHNICALS: None  
 ATTENDANCE: 8,957

Notes: Russell Carter notched his first career double-double in the contest ... Torin Francis scored 20-plus points for the second time this season and registered his third double-double of the season ... Kyle McAlarney earned his first career start in place of Chris Quinn ... Quinn missed his second career outing after sustaining an ankle injury in practice.

**Notre Dame 81, Florida International 47**  
**December 10, 2005**  
**Joyce Center — Notre Dame, IN**

## Game 6

Florida International	FG-A	FG-A	FT-A	REB	PF	TP	A	TO	BK	ST	MIN
Ivan Almonte	7-16	0-1	4-8	3-10-13	3	18	4	7	2	1	35
Kenny Simms	3-7	0-0	0-0	0-1-1	5	6	0	0	0	2	13
Chris Fuller	1-8	0-1	0-0	1-4-5	2	2	3	0	0	1	30
Jayce Lewis	1-1	1-1	0-0	1-1-2	3	3	1	4	0	0	27
Johwen Villegas	2-7	1-4	0-0	0-1-1	2	5	0	1	0	0	23
Facundo Giorgi	0-3	0-2	1-2	0-1-1	1	1	0	1	0	0	10
Elvis Lora	0-0	0-0	0-0	0-0-0	1	0	0	0	0	0	2
Alan Guyton	0-1	0-1	0-0	1-1-2	3	0	1	1	0	0	13
Cesar Chavez-Jacobo	0-0	0-0	0-0	0-0-0	0	0	0	0	0	0	0
Ismael N'Diaye	3-8	0-1	4-5	2-1-3	0	10	0	1	0	0	22
Marlon Bright	1-2	0-0	0-0	2-0-0	0	2	0	0	0	0	8
Team				0-2-2							
<b>TOTALS</b>	<b>18-55</b>	<b>2-11</b>	<b>9-17</b>	<b>11-27-38</b>	<b>24</b>	<b>47</b>	<b>10</b>	<b>15</b>	<b>4</b>	<b>2</b>	<b>200</b>

FG%: 1st Half 7-24, .292; 2nd Half 11-31, .355; Game .327; 3-PT%: 1st Half 1-5, .200; 2nd Half 1-6, .167; Game .182; FT%: 1st Half 5-10, .500; 2nd Half 4-7, .571; Game .529; Deadball: 3.

Notre Dame	FG-A	FG-A	FT-A	REB	PF	TP	A	TO	BK	ST	MIN
Torin Francis	5-9	0-0	6-11	2-5-7	1	16	2	0	3	2	25
Luke Zeller	1-4	1-3	4-4	0-4-4	1	7	3	0	1	0	24
Chris Quinn	3-9	0-3	10-10	2-1-3	0	16	5	1	0	4	30
Colin Falls	5-9	3-6	0-0	0-3-3	1	13	1	3	1	2	27
Russell Carter	4-6	1-1	2-2	0-2-2	1	11	1	1	1	0	20
Rick Cornett	2-4	0-0	1-2	1-2-3	2	5	0	0	0	0	9
Kyle McAlarney	1-4	0-3	2-2	0-2-2	1	4	2	0	0	0	18
Chris Murphy	0-1	0-1	0-0	0-1-1	0	0	0	0	0	1	2
Rob Kurz	2-6	0-3	2-2	1-5-6	4	6	1	2	0	1	20
Zach Hillesland	0-2	0-0	0-0	0-1-1	3	0	1	0	0	0	10
Kieran Pillier	0-0	0-0	0-0	0-0-0	0	0	0	0	0	0	1
Ryan Ayers	1-4	1-2	0-0	1-2-3	2	3	1	0	0	0	14
Team				3-3-6							
<b>TOTALS</b>	<b>24-58</b>	<b>6-22</b>	<b>27-33</b>	<b>10-31-41</b>	<b>16</b>	<b>81</b>	<b>17</b>	<b>7</b>	<b>6</b>	<b>10</b>	<b>200</b>

FG%: 1st Half 11-29, .379; 2nd Half 13-29, .448; Game .414; 3-PT%: 1st Half 2-11, .182; 2nd Half 4-11, .364; Game .273; FT%: 1st Half 14-17, .824; 2nd Half 13-16, .813; Game .818; Deadball: 2.

SCORE BY PERIODS	1	2	F
Florida International	20	27	47
Notre Dame	38	43	81

OFFICIALS: Ray Perone, John Gaffney, Bill McCarthy  
 TECHNICALS: Florida International - Bench; Ivan Almonte  
 ATTENDANCE: 7,516

Notes: With his first basket of the game, Torin Francis became the 45th player in Notre Dame history to score 1,000 points ... Russell Carter reached double figures for the second straight game as he scored 10-plus points in back-to-back outings for the first time in his career ... Chris Quinn's 10-10

**Notre Dame 80, Niagara 59**  
**December 21, 2005**  
**Joyce Center — Notre Dame, IN**

## Game 8

Niagara	FG-A	FG-A	FT-A	REB	PF	TP	A	TO	BK	ST	MIN
James Mathis	5-11	0-1	2-2	2-7-9	2	14	2	4	3	0	25
J.R. Duffey	2-9	1-7	2-2	3-6-9	3	7	4	1	0	0	24
Lorenzo Miles	4-11	2-8	0-0	0-4-4	1	10	1	7	0	1	37
Stanley Hodge	0-4	0-1	0-0	0-1-1	1	0	2	0	0	0	16
Charron Fisher	7-19	2-7	3-4	2-3-5	0	19	1	2	1	3	34
Barry Durosier	1-7	1-5	0-0	2-0-2	0	3	6	1	0	0	32
Clif Brown	2-6	1-4	2-3	0-4-4	3	7	0	3	0	2	24
Greg Noel	0-0	0-0	1-2	1-0-1	0	1	0	0	0	0	2
Team				2-1-3							
<b>TOTALS</b>	<b>21-67</b>	<b>7-33</b>	<b>10-13</b>	<b>15-20-35</b>	<b>12</b>	<b>59</b>	<b>14</b>	<b>14</b>	<b>2</b>	<b>13</b>	<b>200</b>

FG%: 1st Half 12-33, .364; 2nd Half 9-34, .265; Game .313; 3-PT%: 1st Half 4-16, .250; 2nd Half 3-17, .176; Game .212; FT%: 1st Half 3-4, .750; 2nd Half 7-9, .778; Game .769; Deadball: 1.

Notre Dame	FG-A	FG-A	FT-A	REB	PF	TP	A	TO	BK	ST	MIN
Torin Francis	6-7	0-0	2-2	2-7-9	2	14	2	4	3	0	25

# 2005-06 Box Scores

**Notre Dame 75, Columbia 68**  
**December 23, 2005**  
 Joyce Center — Notre Dame, IN

## Game 9

**Notre Dame 85, Fordham 49**  
**December 28, 2005**  
 Joyce Center — Notre Dame, IN

## Game 10

	3-pt														
Columbia	FG-A	FG-A	FT-A	REB	PF	TP	A	TO	BK	ST	MIN				
John Baumann	5-11	0-0	1-1	1-3-4	5	11	1	6	0	0	34				
Ben Nwachukwu	7-10	0-0	1-3	3-4-7	3	15	0	1	1	0	25				
Brett Loscalzo	2-6	1-4	0-0	0-3-3	4	5	6	1	0	1	30				
K.J. Matsui	0-3	0-2	1-2	0-0-0	3	1	1	0	0	0	22				
Mack Montgomery	4-7	1-2	0-0	1-6-7	4	9	4	2	0	1	26				
Kashif Sweet	1-3	0-0	0-0	0-2-2	1	2	3	0	0	0	19				
Justin Armstrong	7-11	0-1	3-4	4-1-5	5	17	0	2	0	0	17				
Daniel Trepanier	2-3	0-0	0-0	0-1-1	1	4	0	1	0	0	6				
Dragutin Kravic	1-7	0-4	0-0	0-3-3	4	2	0	0	0	1	10				
Jason Miller	1-2	0-0	0-0	0-2-2	1	2	0	0	1	0	11				
Team				3-2-5											

**TOTALS** 30-63 2-13 6-10 12-27-39 31 68 15 14 2 3 200  
 FG%: 1st Half 15-32, .469; 2nd Half 15-31, .484; Game .476; 3-PT%: 1st Half 2-6, .333;  
 2nd Half 0-7, .000; Game .154; FT%: 1st Half 1-1, 1.000; 2nd Half 5-9, .556; Game .600;  
 Deadball: 1.

	3-pt														
Notre Dame	FG-A	FG-A	FT-A	REB	PF	TP	A	TO	BK	ST	MIN				
Rick Cornett	3-4	0-0	3-4	1-0-1	1	9	0	0	0	0	15				
Torin Francis	2-6	0-0	4-11	2-8-10	2	8	0	1	4	0	30				
Chris Quinn	5-10	2-6	6-7	1-2-3	1	18	8	1	0	0	39				
Colin Falls	2-12	2-9	4-4	0-3-3	2	10	2	0	0	0	30				
Russell Carter	1-6	1-3	4-8	2-3-5	2	7	0	0	0	2	24				
Kyle McAlarney	5-8	3-6	1-1	0-1-1	1	14	1	3	0	1	27				
Rob Kurz	0-2	0-0	6-8	1-3-4	3	6	0	1	1	2	20				
Luke Zeller	1-2	1-2	0-2	3-2-5	4	3	1	3	0	0	15				
Team				3-2-5											

**TOTALS** 19-50 9-26 28-45 13-24-37 16 75 12 9 5 5 200  
 FG%: 1st Half 9-29, .310; 2nd Half 10-21, .476; Game .380; 3-PT%: 1st Half 6-15, .400;  
 2nd Half 3-11, .273; Game .346; FT%: 1st Half 10-17, .588; 2nd Half 18-28, .643; Game .622; Deadball: 8.

**SCORE BY PERIODS**

	1	2	F
Columbia	33	35	68
Notre Dame	34	41	75

**OFFICIALS:** Gary Pager, Jamie Luckie, Mike Stuart

**TECHNICALS:** None

**ATTENDANCE:** 9,290

**Notes:** Kyle McAlarney's 14 points marked the second straight game in double figures ... The 28 free throws made and 45 attempted were the most ever for an Irish team under Mike Brey.

	3-pt														
Fordham	FG-A	FG-A	FT-A	REB	PF	TP	A	TO	BK	ST	MIN				
Michael Binns	2-7	0-1	0-2	3-1-4	3	4	0	1	0	1	22				
Bryant Dunston	4-12	0-0	2-2	1-3-4	2	10	1	2	2	1	28				
Marcus Stout	3-11	1-3	0-0	1-1-2	2	7	3	2	0	1	30				
Jermaine Anderson	5-9	4-7	0-0	0-2-2	1	14	2	3	0	1	22				
Kevin Anderson	1-6	0-1	1-2	1-2-3	1	3	4	0	0	1	25				
Corey McCrae	0-5	0-5	0-0	0-2-2	0	0	2	1	0	0	24				
Demetrius Phillips	2-2	0-0	0-0	1-0-1	1	4	0	0	0	1	10				
Sebastian Greene	1-7	0-2	1-2	7-1-8	4	3	0	2	0	1	22				
Dominic Osei	0-1	0-0	0-0	0-0-0	0	0	0	0	0	0	3				
Nicholas Vita	0-1	0-0	2-2	2-1-3	1	2	1	0	0	1	7				
Chris Bethel	1-6	0-1	0-0	0-0-0	2	2	0	0	0	0	7				
Team				2-0-2											

**TOTALS** 19-67 5-20 6-10 18-13-31 17 49 13 11 2 8 200  
 FG%: 1st Half 11-32, .344; 2nd Half 8-35, .229; Game .284; 3-PT%: 1st Half 4-11, .364;  
 2nd Half 1-9, .111; Game .250; FT%: 1st Half 3-4, .750; 2nd Half 3-6, .500; Game .600;  
 Deadball: 2.

	3-pt														
Notre Dame	FG-A	FG-A	FT-A	REB	PF	TP	A	TO	BK	ST	MIN				
Torin Francis	4-6	0-0	0-0	2-1-3	4	8	2	1	1	0	20				
Luke Zeller	4-8	2-4	1-2	1-8-9	0	11	0	2	0	1	22				
Chris Quinn	5-9	4-6	0-0	1-8-9	1	14	8	2	0	0	37				
Colin Falls	2-6	0-4	0-0	0-2-2	0	4	1	1	0	1	35				
Russell Carter	4-8	0-2	2-2	1-2-3	0	10	3	1	0	0	21				
Rick Cornett	4-6	0-0	1-2	3-5-8	1	9	2	1	2	2	18				
Kyle McAlarney	2-4	2-4	4-4	0-1-1	1	10	4	2	0	2	23				
Chris Murphy	1-1	1-1	0-0	0-1-1	0	3	0	1	0	0	2				
Rob Kurz	3-5	0-0	4-6	2-1-3	1	10	3	0	0	0	14				
Zach Hillesland	0-0	0-0	2-2	0-1-1	0	2	1	0	0	0	3				
Kieran Piller	0-0	0-0	2-2	0-0-0	0	2	0	0	0	0	2				
Ryan Ayres	0-0	0-0	2-2	0-0-0	1	2	1	0	0	0	3				
Team				1-2-3											

**TOTALS** 29-53 9-21 18-22 11-32-43 9 85 25 11 3 6 200  
 FG%: 1st Half 16-24, .667; 2nd Half 13-29, .448; Game .547; 3-PT%: 1st Half 5-7, .714;  
 2nd Half 4-14, .286; Game .429; FT%: 1st Half 4-6, .667; 2nd Half 14-16, .875; Game .818; Deadball: 4.

**SCORE BY PERIODS**

	1	2	F
Fordham	29	20	49
Notre Dame	41	44	85

**OFFICIALS:** Glenn Mayborg, Steve Olson, Ron Tyburski

**TECHNICALS:** None

**ATTENDANCE:** 8,537

**Notes:** Luke Zeller's 11 points were a career-high and marked his first-ever double-digit scoring effort ... Chris Quinn's nine rebounds were a personal best ... The 36-point margin of victory was the most by an Irish team since a 44-point victory (89-45) over IUPUI on November 18, 2002.